



48
PERKINS

88
DORSETT

22
SMITH

28
MURRAY

21
ELLIOTT



DALLAS COWBOYS 2020 MEDIA GUIDE

2020 SCHEDULE

PRESEASON

Date	Opponent	TV	Kickoff
Thurs., Aug. 6	Pittsburgh Steelers (Canton, Ohio)	NBC	7:00 p.m.
Sun., Aug. 16	@ Los Angeles Chargers	CBS11/DCTV	9:00 p.m.
SAT., AUG. 22	BALTIMORE RAVENS	CBS11/DCTV	7:00 p.m.
SUN., AUG. 29	KANSAS CITY CHIEFS	CBS11/DCTV	7:00 p.m.
Thurs., Sept. 3	@ Houston Texans	CBS11/DCTV	7:00 p.m.

REGULAR SEASON

Date	Opponent	TV	Kickoff
Sun., Sept. 13	@ Los Angeles Rams	NBC	7:20 p.m.
SUN., SEPT. 20	ATLANTA FALCONS	FOX	NOON
Sun., Sept. 27	@ Seattle Seahawks	FOX	3:25 p.m.
SUN., OCT. 4	CLEVELAND BROWNS	FOX	NOON
SUN., OCT. 11	NEW YORK GIANTS	CBS	3:25 P.M.
MON., OCT. 19	ARIZONA CARDINALS	ESPN	7:15 P.M.
Sun., Oct. 25	@ Washington Redskins	FOX	Noon
Sun., Nov. 1	@ Philadelphia Eagles	NBC	7:20 p.m.
SUN., NOV. 8	PITTSBURGH STEELERS	CBS	3:25 P.M.
Sun., Nov. 15	BYE		
Sun., Nov. 22	@ Minnesota Vikings	FOX	3:25 p.m.
THURS., NOV. 26	WASHINGTON REDSKINS	FOX	3:30 P.M.
Thurs., Dec. 3	@ Baltimore Ravens	FOX/NFLN	7:20 p.m.
Sun., Dec. 13	@ Cincinnati Bengals	FOX	Noon.
SUN., DEC. 20	SAN FRANCISCO 49ERS	NBC	7:20 P.M.
SUN., DEC. 27	PHILADELPHIA EAGLES	FOX	3:25 P.M.
Sun., Jan. 3	@ New York Giants	FOX	Noon

Home Games in **BOLD**. All kickoffs are Central time.

Week 5-17 games are subject to change.

Wild Card Weekend	January 9-10, 2021
Divisional Playoffs	January 16-17, 2021
Conference Championships	January 24, 2021
Pro Bowl (Orlando, Florida)	January 31, 2021
Super Bowl LV (Tampa, Florida)	February 7, 2021

FINGERTIP INFORMATION

OFFICE ADDRESS

The Dallas Cowboys World
Corporate Headquarters at The Star in Frisco
1 Cowboys Way,
Suite 100
Frisco, TX 75034
Executive Office 972/497-4900
Fax 972/497-4304
Public Relations Department 972/497-4959

COWBOYS TICKET OFFICE

AT&T Stadium
1 AT&T Way
Arlington, Texas 76011
Ticket Office 817/892-5000

Tickets:

Dallas Cowboys tickets can be purchased by
visiting www.dallascowboys.com/tickets



HOME FIELD

AT&T Stadium (Capacity up to 100,000)

Helmet/Blue Jersey

Silver (PMS 8240)
Blue (PMS 282)

White Jersey

Royal Blue (PMS 661)
Silver-Green (PMS 8280)

2020 TRAINING CAMP

FRISCO, TEXAS

August 14 - August 31
Ford Center at The Star
One Cowboys Way
Frisco, TX 75034
972/497-4900

PHONE NUMBERS:

Public Relations 972/497-4959

Photos: Marco Garcia/Associated Press, Getty Images, Kelly Alexander, Logan Bowles, Doug Eaton, Richie Humphries, Jeremiah Jhass, Layne Murdoch, James D. Smith, Paul Spinelli, Carolina Panthers, Chicago Bears, LA Rams, Ty Russell/SoonersSports.com, Alabama Athletics Photography, Brett Rojo-Rojo Photography, David Stuka/Wisconsin Athletic Communications, University of Utah, collegepressbox.com.

Staff Directory 2

STAFF

Jones, Jerry 8
Jones, Stephen 15
Jones, Charlotte 17
Jones Jr., Jerry 18
McCarthy, Mike 20
Coaching Staff 22
Football Operations/Administration 42
Player Personnel 45
Football Staff 54

PLAYERS

Players

Biographies, Veterans 60
Biographies, 2020 Draft Picks 168
Biographies, Rookies and First-Year Players.... 176

Rosters

2020 Rookies and First-Year Free Agents ... 186
2020 Veterans 187
All-Time, Coaches 188
All-Time, Alphabetical 190
All-Time, Numerical 198
All-Time Honors 205
All-Time Draft by College 214
All-Time Draft (1960-2020) 215
Free Agency 226

2019 SEASON

Statistics

Offense 230
Defense and Special Teams 231
Preseason 232
Team Game-by-Game 233
Individual Game-by-Game 235

RECORDS

All-Time Statistical Leaders 244
Team Statistics by Year 247
Statistical Leaders by Year 251
Individual Records 260
Team Records 271
Largest Margin of Victory/Defeat 280
Record Temperatures 280
Longest Plays 281
Big Days 282

PLAYOFF RECORDS

Playoff History 286
All-Time Statistical Leaders 288
Individual Records 290
Team Records 294
Longest Plays 297
Big Days 298

HISTORY

All-Time Season Results 300
Opponents 360
Attendance 369
Cowboys on Thanksgiving Day 371
Cowboys During the Week 371
Cowboys on Monday Night 373
Cowboys Indoors 374
Preseason Record 374
AT&T Stadium Record 375
Overtime Games 375
Hall of Fame 378
Ring of Honor 397
Historical Highlights 402

SIDELINES

The Stadiums 420
AT&T Stadium Timeline 425
The Star 430
Training Camp 432
Cowboys Digital 433
Cowboys on Radio 434
Cowboys on Television 435
Cheerleaders 436
Rhythm & Blue 437
Community Outreach 439
A Championship Tradition 454

Dallas Cowboys Club Directory

EXECUTIVE STAFF

Jerry Jones, Owner, President and General Manager
Marylyn Love, Executive Assistant to the Owner,
 President and General Manager
Stephen Jones, Chief Operating Officer/Executive
 Vice President/Player Personnel
Shelby Peak, Executive Assistant to the Chief
 Operating Officer/Executive Vice President
Charlotte Jones, Executive Vice President/Chief
 Brand Officer/President of Charity Foundation
Susan Addington, Executive Assistant to the
 Executive Vice President/Chief Brand Officer
Jerry Jones, Jr., Executive Vice President/Chief
 Sales and Marketing Officer
Erin Boyd, Executive Assistant to the Executive Vice
 President/Chief Sales and Marketing Officer
Emily Gvozdenovic, Administrative Assistant Support
Mickey Miles, Administrative Assistant Support

LEGAL

Jason Cohen, General Counsel
Sally Bradley, Associate Counsel
Diana Lambert, Senior Director of Legal Affairs
Kaleisha Stuart, Associate Counsel
Megan Bennett, Legal Assistant
Crystal Reel, Paralegal
Katie Wood, Administrative Assistant

COACHING STAFF

Mike McCarthy, Head Coach
Laura Fryar, Assistant to the Head Coach
Jeff Blasko, Assistant Offensive Line
Matt Daniels, Assistant Special Teams
Rob Davis, Assistant Head Coach
George Edwards, Senior Defensive Assistant
John Fassel, Special Teams Coordinator
Ryan Feder, Quality Control Analytics
Al Harris, Defensive Backs
Chase Haslett, Quality Control/Offense
Adam Henry, Wide Receivers
Leon Lett, Assistant Defensive Line
Maurice Linguist, Defensive Backs
Cannon Matthews, Quality Control/Defense
Scott McCurley, Linebackers
Kellen Moore, Offensive Coordinator
Harold Nash, Assistant Strength and Conditioning
Mike Nolan, Defensive Coordinator
Doug Nussmeier, Quarterbacks
Markus Paul, Strength and Conditioning Coordinator
Skip Peete, Running Backs
Joe Philbin, Offensive Line
Justin Rudd, Video/Analytics
Eric Simonelli, Quality Control/Analytics
Kendall Smith, Assistant Strength and Conditioning
Scott Tolzien, Offensive Assistant
Jim Tomsula, Defensive Line
Kyle Valero, Quality Control Analytics
Lunda Wells, Tight Ends

MEDICAL

Jim Maurer, Head Athletic Trainer
Britt Brown, Associate Athletic Trainer/Director of
 Rehabilitation
Greg Gaither, Assistant Athletic Trainer
Hanson Yang, Physical Therapist/Asst. Athletic Trainer
Ian Chennell, Graduate Assistant
Kyle Nyce, Graduate Assistant
Dr. Andrew Clavenna, Team Physician
Dr. Dan Cooper, Team Physician
Dr. Robert Fowler, Team Physician
Dr. William Hotchkiss, Team Physician
Dr. Mark Muller, Team Physician

EQUIPMENT

Mike McCord, Equipment Director
Bucky Buchanan, Equipment Manager
Dylan Keane, Assistant Equipment Manager

VIDEO

Robert Blackwell, Director of Video
Sam Cromley, Assistant Director of Video
Steve Gagliardino, Assistant Director of Video
Simeon Jones, Video Assistant

PLAYER PERSONNEL

Will McClay, Vice President Player Personnel
David Burch, Dir. of Football Operations Technology
Alex Loomis, Director of Pro Scouting
Keith O'Quinn, Dir. of Advanced Scouting/Pro Scout
Tom Robinson, Director of Football Research
Lionel Vital, Director of College Scouting
Mitch LaPoint, Assistant Director of College Scouting
Rich Behm, Scouting Video Coordinator
Terry Gray, Pro Scouting Coordinator
Chris Hall, College Scouting Coordinator
Eric Ellingworth, College Scout
Drew Fabianich, National College Scout
Elton Faggett, iOS Developer
Sam Garza, Area Scout, Southwest
Klein Kubiak, Area Scout, Mid-West
Brett Maxie II, Area Scout, Mid-States
Jessica McClanahan, Personnel Administrative Coord.
Henry Sroka, Pro Scout
Justin Stucky, Area Scout, Northeast
Bo Taliaferro, College Scout
Chris Vaughn, Area Scout, Southeast
Adam Vonder Haar, Football Research Assistant
Ross Wuensche, Area Scout, West Coast

FOOTBALL OPERATIONS

Todd Williams, Senior Director of Football
 Operations/Football Administration
Larry Wansley, Director of Team Security
Craig Glieber, Asst. Director of Football Operations
Jason McKay, Asst. Director of Football Administration
Adam Prasifka, Dir. of Salary Cap/Player Contracts
Scott Sehner, Director of Sports Performance
Claire Gilbert, Performance Dietitian
Connie Shaffer, Contract Administrator

PLAYER DEVELOPMENT

Bryan Wansley, Director of Player Development
Calvin Hill, Consultant
Dr. Yolanda Brooks, Mental Health Consultant
Clayton Brock, Football Operations Assistant
Robert Nash, Football Operations Assistant
Cable Johnson, Football Operations/Security

PUBLIC RELATIONS

Rich Dalrymple, Senior Vice President Public
 Relations/Communications
Scott Agulnek, Director of Football Communications
Joe Trahan, Media Relations and Corporate
 Communications Coordinator
David Abbruzzese, Public Relations Coordinator
Emily Cruz Robbins, Senior Director of Community
 Relations and Alumni Affairs
Whitney Faulkner, Public and Community Relations
 Programs Manager
Allie Christmann, Community Relations and Alumni
 Affairs Assistant

HUMAN RESOURCES

Heidi Weingartner, Chief HR Officer
Jeanne Pierce, Director of Human Resources
Sharese Crow, Human Resources Generalist
Netanya Stone, Human Resources Representative
Janette Scott, Corporate Receptionist

CORPORATE PARTNERSHIPS

Eric Sudol, VP of Corporate Partnerships Sales & Service
Erin Cornell, Assistant to VP, Corp. Partnerships
Katie Stucky, Director, Corporate Partnership Marketing
Matt McInnis, Director, Corporate Partnership Sales
Brad Burlingame, Senior Director Corporate Partnerships Sales
Nate Reilly, Senior Manager, Corporate Partnerships Services
Rolla Bradley, Manager, Corporate Partnerships Service
Alexa Charpentier, Account Executive
Alyssa Cowie, Manager, Corporate Partnerships Service
Evan Garlock, Manager, Corporate Partnerships Service
Julianne Garrett, Coordinator, Corporate Partnerships Marketing
Michelle Gulino, Manager, Corporate Partnerships Service
Hunter Harvin, Sr. Account Executive, CP-Sales
Brett Jeffares, Coordinator, Corporate Partnerships Marketing
Aaron Kastner, Manager, Corporate Partnerships Service
Duncan Kraft, Media Coordinator
Chelsey Lerma, Account Executive
Rob Likens, Manager, Corporate Partnerships Service
Courtney Miller, Senior Account Executive, CP-Sales
Kevin Murphy, Contracts and Data Manager
Madison Redmond, Coordinator, Corporate Partnerships Marketing
Joseph Simler, Senior Manager, Corporate Partnerships Sales
Allyson Wilker, Coordinator, Corporate Partnerships Marketing

NEW BUSINESS DEVELOPMENT

John Hickman, Senior Director of New Business Development
Jeff Watrous, Senior Manager, New Business Development/Mobile Marketing
Charles Boltas II, Transportation Manager
Dylan East, MM & New Business Development Coordinator
Johnny Butler, On Tour Coordinator/Event Coordinator
Ricky Stover, Cowboys Luxury Bus Operations
Emory Tyler, Cowboys Luxury Bus Operations
Richard Saucedo, Cowboys Luxury Bus Operations

THE STAR OPERATIONS

Brian Bethea, General Manager
Michael Archibeque, Senior Security Manager
Amy Foreman, Operations Manager
Ryan Kuddes, Facility Manager
Pete Aleman, A/V Technical Coordinator
TM Damato, Broadcast Technician
Megan Haggard, Event Operations Coordinator
James Hicks, Maintenance & Engineering Supervisor
Michael Poole, Facility Manager
Chris Valenzuela, Event Manager
Seth Clines, Maintenance Technician

Adam Dawson, Facility Coordinator
Matt Fields, Broadcast Technician
David Friedman, Audio Engineer in Charge
Meagan Guy, Event Operations Coordinator
Mario Perez, Broadcast Technician
Robert Rivera, Dock Master
James Stocum, Event Operations Coordinator
Jonathon Jackson, Mail Room Supervisor
Chris Morrow, Field Supervisor
Christian Tezaguic, Mail Room Assistant
Al Walker, Facility Assistant
Ty Wilkerson, Mail Room Representative

INFORMATION TECHNOLOGY

Matt Messick, Chief Information Officer
Les Gaylor, IT Security Manager
Eric Green, Director of Technology Solutions
Jered McNeil, Director of Enterprise Infrastructure
Evan Scates, Senior Systems Engineer
Ben Barnes III, Manager, Desktop Support
Kristen Boydston, Business Systems Manager
Roman Gololobov, Senior Systems Engineer
Andy Johnson, Infrastructure Manager
Ryan Lenocker, Digital Signage System Administrator
Michael O'Keefe, AX Systems Manager
Chris Benjamin, Merchandising Systems Manager
Kenneth Slate, Database Administrator
Taylor Williams, Junior Systems Administrator
Anthony Avila Vega, Business Systems Engineer, DCM
Sean Blain, Wireless Network Engineer
Trent Carnell, OSX Support
Tiffany Childs, Desktop Support
Lacey Crump, Business Systems Engineer
Marshall Hobby, Desktop Support
Hank Hotchkiss, Dynamics AX Analyst
Jennifer Johnson, Business Systems Data Engineer
Samir Patel, AX Developer
Deanna Reyna Munoz, Business Systems Engineer
Kristi Ringleb, Network Engineer
Barry Rogen, EDI Systems Analyst
Erica Sheffield, Desktop Support
Charles Shuford, Senior Network Engineer
Erik Sigler, Network Engineer
Matt Thompson, Systems Architect/Developer
Floyd Truehill, Desktop Support
Romeo Tufan Jr., Desktop Support
Ryan Vandeven, Desktop Support
Taylor Wolf, Project Coordinator
Michelle Zapata, Senior Digital Signage Programming Analyst

BRAND MANAGEMENT

Meredith Counce, Director of Brand and Strategy
Lauren D'Acerno, Director of Marketing
Michelle Hays, Director of Graphic Design, Publications
Jason Koettel, Director of Business Analytics
Cory Miller, Director of Event Presentation
Jonathan Thorn, Archivist
Everett Wilder, Creative Director
Mackenzie Dutton, Marketing Coordinator, Brand
Justin Brumit, Event Presentation Coordinator
Ben Fallin, Senior Editor/Motion Graphic Designer
Laurel Glenn, Senior Brand Manager
Hayden Hickingbotham, Graphic Design Assistant
Jeremiah Jhass, Graphic Design Assistant
Jake Kelso, Senior Manager, Event Presentation
Luke Napolitano, CRM Database Manager
Marissa Olberding, Marketing Manager-The Star Entertainment District
Hunter Renfro, Manager, Corp. Partnerships Analytics & Research
Olivia Stasiuk, Consumer Insights Strategist

Katie Stevens, Manager, Event Presentation & Brand Experience
Kaleb Marshall, New Business Development Coordinator
Danny McCray, Camps Manager
Clay Meyers, Content Production Coordinator
Martin Sharp, Mascot Coordinator

MEDIA

Derek Eagleton, Senior Director of Media and Programming
Ted Barnett, Content Manager
Kurt Daniels, Director of Publications
Nick Eatman, Senior Manager, Digital Media
Ambar Garcia, Spanish Content Manager
Shannon Gross, Senior Manager, Social Media
Scott Purcell, Director of Broadcasting
Douglas Barricklow Jr., Production and Imaging Manager
William Boykins, Digital Media Producer/Webmaster

Dana Byrnes, Social Media Coordinator
Kay Clark, Publications Assistant
Dave Ernst, Technical Manager
Drew Ferguson, Videographer
Nikki Harrison, Traffic/Syndication Manager
David Helman, Beat Writer
Matthew Kent, Multimedia Editor
Connor McMahon, Videographer
Chris Behm, Senior Editor/Producer
Roxanne Medina, Senior Editor/Producer
Robert Phillips, Senior Writer
Jody Reimers, Creative Production Manager
Taylor Stern, Social Media Coordinator
Michael Villareal, Graphic Designer, Publications
Kerry Lofton, Editor/Videographer
Kevin Timmons, Producer and Editor

DALLAS COWBOYS CHEERLEADERS

Kelli Finglass, Director of Cheerleading
Haley Anderson, Special Projects Coordinator
Bree Busse, Operations Coordinator, DCC

Kashara Garrett, Event Sales & Presentations Coordinator
Judy Trammell, Head Choreographer
Dina Donley, Administrative Assist. to Director of Cheerleading

ACCOUNTING

David Frey, Chief Financial Officer (CFO)
Tom Walker, Chief Financial Officer (CFO)
George Mitchell, Senior Vice President
Caitlin Smith, Assistant Controller, BSL
Patrick Byrne, Head of Procurement
Julie Vandergriff, Tax Manager
Dale Knox, Vice President, Accounting
Cheyenne Ortiz, Systems Analyst
Cayla Cochenour, Purchasing Manager
Karen Douglass, Controller, Blue Star Land
Melissa Gleason, Controller, Dallas Cowboys Football Club/Stadium
Tiffany Guzman, Travel Coordinator
Michele Kennedy, Controller, Dallas Cowboys Football Club/Stadium
Tyler Sant, Controller, DCM
Connie Tovee, Controller, Non-Football/Treasury Management
Aubrey Antle, Assistant Controller, Non-Football
Andrew Branham, Credit Analyst
Mandi Brown, Accounts Payables, DCM
Gwendolyn Bugayong, Revenue Manager
Cheryl Darling, Invoice/Billing Specialist
Alisha Dietz, Senior Payroll Manager
Tammy Dunaway, Senior Ticket Analyst
Anna Gomez, Assistant Controller, Dallas Cowboys Football Club
Stacey Lough, Assistant Controller, DCM
Kathleen McClain, Credit Analyst
Sarah Nicholas, Senior Accountant
Tara Perez, Credit Analyst
Brenda Roskydoll, Staff Accountant
Sharon Rucker, Accounts Payables, DCM
Irene Shelby, Accounts Receivables Supervisor
Jessica Shumake, Accountant, BSL
Nikki Stevens-Jackson, Accountant, BSL
Amanda Thomas, Inventory Control Manager
Tom Woods, Senior Systems Analyst
Elizabeth Borgsteadt, Accounts Payable, The Ford Center
Robert Maiden, Accounts Payable, Dallas Cowboys Football Club
Shar Mason, Staff Accountant
Nicolette Ricker, Payroll Clerk
Ricki Sanders, Accounts Payable, AT&T Stadium

Dallas Cowboys Merchandising

Timothy Burkhardt, Chief Operating Officer
Raquel Burgess, Director of Sales
Tevin Nguyen, Director of Operations
Neil Wiseman, Director of Merchandise
Leslie Madsen, Senior Marketing Manager
Trung Nguyen, Senior Operations Manager
George Dunn IV, Merchandise Manager, Retail
Pamela Lintner Rosado, Ecommerce Manager
Amon Simmons, Licensing Manager
Jennifer Rice, Executive Assistant to COO
Mark Marsh, Sales Manager
Alfred Vereia III, Sourcing Manager

Bryan Carnevale, Design Team Lead
Joshua Lambert, Senior Graphic Designer
Lisa Flores, Retail Customer Service Manager
Copi Gilligan, Wholesale Customer Service Manager
Patrick Hughes, Print Production Manager
Jordan Jones, Consultant
Jennifer Parker, Data Manager
Bryan Walker, Warehouse Operations Manager
Michael Acosta, Regional Retail Manager
Jodi Newsome, District Manager, East
Tina Youssef, District Manager, West

AT&T Stadium

OPERATIONS

Tod Martin, Stadium General Manager
James Brandhorst, Stadium Projects Manager
Lucia Cabrales, Administrative Support, Stadium Ops
Scott Campbell, Landscape Manager
Steve Epperson, Director of Housekeeping
Glenn Kimberlin, Dock Master
Susan Skaggs, Director of Civic Affairs
Paul Turner, Senior Director of Event Operations
Scott Woodrow, Director of Building Engineering
Andrew Allen, Guest Services Manager
Richard Brite, HVAC Manager
JJ Brown, Sr. Stadium Engineering Tech
Truong Bui, Refrigeration Manager
Simon Escamilla, Asst. Stadium Engineer
Jud Heflin, Director of Planning and Logistics
Chris Lebrede, Environmental Safety Manager
Royce Mitchell, Conversion Manager
Mario Ortiz, Maintenance Technician
Martin Perez, Maintenance Technician
Shane Randel, Event Operations Coordinator
Brian Zumwalt, Senior Stadium Security Manager
Derrick Barnes, Conversion Coordinator
Trevor Buck, Irrigation Technician
Alex Caris Johnson, Senior Event Coordinator
Lauren Fischer, Event Operations Coordinator
Josh Keiffer, Manager of Parking & 24 Hour Security Ops.
Alyssa Phillips, Event Staff & Access Mgmt. Coordinator
Logan Stewart, Security Coordinator

EXECUTIVE

Doreen Nichols, Personal Assistant
Araceli Colmenero, Administrative Assistant Support
Jazzmine Garcia, Administrative Assistant Support
Susan Guzman, Accountant, Executive
Phil Whitfield, VIP Tour Ambassador
Alicia Wilson, Executive Assistant to Gene Jones

TICKET/SUITE SALES AND SERVICE

Doug Dawson, Vice President, Ticket Sales and Service
Travis Clark, Senior Director of Suites & Events
Lindsay Cottier, Director of Premium and Ticket Service
Lucas Kalinec, Director of Ticket Sales

Kasey Mesa, Director, Suite Services
Eriza Munoz, Suite Sales Consultant
Gina Owen, Suite Sales Consultant
Leslie Vitale Yarbrough, Luxury Suite Sales Consultant
Nicholas Ackels, Senior Sales Consultant
Hunter Bernays, Luxury Suite Svcs. Coordinator
Jonathan Barnes, Formation Sales Consultant
Chloe Branch, Sales Consultant
James Dougherty, Senior Sales Consultant
Jared Dudas, Sales Consultant
Charles Farren, Senior Sales Consultant
Kristen Ferguson Brantley, Luxury Suite Services Coordinator
Madison Hover, Service Coordinator
Jackie Ibarra, Manager of Premium and Ticket Service
Yazmin Lopez, Service Coordinator
Kourtney Miller Spilker, Luxury Suite Services Coord.
Maddie Mueller, Service Coordinator
Joe Navarro, Senior Sales Consultant
Jane Nicholson, Premium Service Coordinator
Ashley Rains, Senior Sales Consultant
Gustavo Rodriguez, Sales Consultant
Jon Shollenberger, Sales Consultant
Kelly Simons, Service Coordinator
Marshall Williams, Sales Consultant

EVENT BOOKING

Chad Estis, Executive Vice President of Business Operations
Delanie Foley, Director of Booking, Stadium
Jennifer Surgalski, Senior Director, Strategic Project Development
Cara Horn, Sales and Booking Coordinator, Stadium

TICKET OFFICE

Ann Bihari, Senior Director of Ticket Operations
Timothy Attel, Box Office Manager
Raymond Garcia, Ticket Operations Specialist
Kayla Padilla, Suite Ticket Manager
Nichole Prado, Specialty Ticketing Coordinator
Carmen Rachal, Seat Options Manager, Ticket Operations
Tiffany Rauschkolb, Event Specialist
Chris Rogers, Specialty Ticketing Coordinator
Krishna Tuttle, Event Specialist
Casey Yocom, Ticket Systems Analyst
Robert Matson, Suite Ticket Coordinator

Legends Hospitality - The Star

EXECUTIVE

Heather Fuxa, General Manager
Valery Barbosa, Office Manager

TOURS OPERATIONS

Adam Welch, Tours Operations Manager
Tiffany Hudson, Operations Supervisor

FOOD AND BEVERAGE

Ben Ramirez, Food and Beverage Manager
Jaime Moreno, Warehouse Supervisor
Deitra Walter, Concession Manager
Tashawn Lee, Premium Services Supervisor
Weston Bigbee, Warehouse
Andre Jackson, Warehouse
Gregory Morillo, Warehouse

CATERING AND SPECIAL EVENTS

Amanda Simkins, Catering Director
Stacy Bowers, Director of Operations - Cowboys Club
Chelsa Baker, Senior Catering Manager
Amy Tackett, Catering Manager
Katie West, Catering/Special Events Coordinator
Kateryna Mikhalova, Banquet Supervisor

CULINARY

Frank Sanchez, Executive Chef
Andrew Trollinger, Sous Chef
Ubaldo Prado, Sous Chef
KiToría Fernanders, Pastry Chef
Luciana Bagliery, Culinary Administrative Assistant

STAFF

PLAYERS

2019 SEASON

RECORDS

PLAYOFF RECORDS

HISTORY

SIDELINES

FINANCE**Anil Kukreja**, Senior Finance Manager**HUMAN RESOURCES****Joyce Jenkins**, Regional Human Resources Director**SALES****Marta Gola**, Director of Sales, Events and Tours
Kristi Barick, Event Sales Manager
Jess Keller, Special Events Sales Manager
Mattie Berry, Sales Analyst
David Hodgins, Group Tours Account Executive
Mason Henrix, Group Sales Account Executive**Legends Hospitality - AT&T Stadium****EXECUTIVE****CT Nice**, Regional Vice President
Sheila Redmond, Office Manager**MERCHANDISING AND TOUR OPERATIONS****Donald Doolin**, Assistant Director of Merchandising
Cooper Santos, Retail Operations Manager
Marisela Patnaude, Pro Shop Manager
Maddie Ballengee, Pro Shop Assistant Manager
Kyle Zdunkewicz, Tour Operations Manager
JT Sherrer, Tour Operations Assistant Manager**FOOD & BEVERAGE****George Wasai**, Director of Food and Beverage
Tate Lewis, Director of Purchasing and Procurement
Cindy Korfanty, Concessions Manager
Kara Farris, Concessions Operations Manager
Dustin Befort, Food and Beverage Project Manager
Morgan Robinson-Garcia, Food and Beverage Manager
Valerie King, Non-Profit Coordinator
Junior Zamora, Concourse Manager
Heather Fuller, Concessions Chef**CATERING AND SPECIAL EVENTS AND SUITES****Josephine Man**, Senior Catering and Special Events Manager
Chasity Abner, Catering and Special Events Manager
Kwanjai Stone, Catering and Special Events Manager
Mikayla Drewski, Catering and Special Events Manager
Sierra Butler, Special Events Coordinator
JD Diaz, Banquet Operations Manager
Luis Coronado, Banquet Manager
Caro Maturino, Assistant Banquet Manager**SUITES****Jeannie Sprufers**, Director of Suites Service
Shon Choice-Lee, Assistant Director of Suites Service
Adrian Crayton, Suites Operations Manager
Sarah Figueroa, Suites Service Coordinator
Leslie Walker, Suites Service Coordinator
Katie Glover, Suites Staffing Manager**CULINARY****Tony Sinese**, Executive Chef
Marcelo Vasquez, Senior Executive Sous Chef
Francisco Verduzco, Banquet Sous Chef
Marcello Guevara, Executive Pastry Chef
Christian Marentes, Banquet Chef
Christopher Johnson, Purchasing and Receiving Manager
Rose Ozuna, Culinary Administrative Assistant
Mélyn Hirt, Training and Food Safety Manager
Simon Borja, Executive Steward**FINANCE AND IT****Ralph Verdeschi**, Regional Director of Finance
Tenika Luke, Senior Finance Manager
Matthew Kidwell, Payroll Manager
Te'Neal Logan, Accounts Payable Manager
Byron Sharp, IT Manager
Freddy Salcido, IT Support Lead**HUMAN RESOURCES****Joyce Jenkins**, Regional Director of Human Resources
Jackie Polenz, Human Resources Manager
Laura Dama, Human Resources Staffing Associate**CUSTOMER SERVICE****Saskia Moyer**, Customer Service Manager**SALES****Sean Penix**, Director of Sales
Brittany Buyer, Special Events Sales Manager
Morgan Christensen, Special Events Sales Manager
Akruti Patel, Special Events Sales Manager
Taylor Saxton, Special Events Sales Manager
Erin Thibodeaux, Special Events Sales Manager
Bryant Cappelletti, Group Tour Sales Manager
McCall Allen, Group Sales, Account Executive
Samuel Bilderbeck, Group Sales, Account Executive
Ezra Emerson, Group Sales, Account Executive
Sam Fowler, Group Sales, Account Executive
Kyle Hogan, Group Sales, Account Executive
Eric Luna, Group Sales, Account Executive
Kevin McGohan, Group Sales, Account Executive
Trevor Pond, Group Sales, Account Executive
Halle Still, Group Sales, Account Executive

EXECUTIVE



JERRY JONES

Owner
President
General Manager



In one of the most dramatic eras of ownership in professional sports, Jerry Jones' stewardship of the Dallas Cowboys has brought unprecedented results and success to one of the world's most popular sports entities. His more than three-decade long journey reached a rare pinnacle with his induction into the Pro Football Hall of Fame as a member of the 2017 class of enshrinees. Jones became just the 15th owner in history to earn a bust in Canton.

Aside from being one of just three current owners to guide their franchises to at least three Super Bowl titles, Jones' efforts in the areas of sports marketing, promotion and the development of AT&T Stadium and The Star have created a vivid imprint on the landscape of the NFL and the American sports culture.

On the heels of his recent Hall of Fame selection, Jones was selected as one of the 100 Greatest Living Business Minds in commemoration of *Forbes* magazine's 100th year anniversary in 2017. In that same year, he was also recognized for his career contributions to sports in America by being named the 2017 recipient of the *Sports Business Journal's* Lifetime Achievement Award. Prior to his enshrinement in Canton, *USA Today* designated Jones as No. 1 on its list of the 100 Most Important People in the NFL in July of 2016.

Highlighted by Super Bowl victories following the 1992, 1993 and 1995 seasons, Jones became the first owner in NFL history to lead his team to three league championships in his first seven years of ownership. In 1995 Dallas also became the first team in NFL history to win three Super Bowls in four seasons while tying the then NFL record for most Super Bowl victories by an organization with five.

The first decade of Jones' ownership closed with eight playoff appearances, six division titles, four conference championship game appearances and three world crowns as the Cowboys were named the NFL's Team of the 1990s. More recently, the Cowboys have won NFC East Division titles in 2007, 2009, 2014, 2016 and 2018, while the '18 club secured the 15th playoff appearance in Jones' 30 years of leadership. Dallas has also established the club record for regular season wins (13) in 1992 and equaled that mark with 13 victories in 2007 and 2016.

Following the 2014 season, a year when the Cowboys posted a 12-4 record and then won a home playoff game, Jones was named the NFL Executive of the Year by the Pro Football Writers Association of America.

Along with the success of the Dallas Cowboys on the field, Jones' vision and leadership provided the driving influence behind the concept, design and construction of AT&T Stadium in Arlington, Texas - a venue that is recognized internationally as perhaps the most spectacular and state-of-the-art sports stadium in the world.

Opened to the public in May 2009, the stadium's dramatic first season of operation resulted in the venue being named the Sports Facility of the Year by the *Sports Business Journal* in May 2010. Along with that achievement for the team's new home, Jones was also named the 2009 Sports Executive of the Year by the SBJ.

The 100,000-plus capacity stadium established the attendance record for an NFL regular season game as

105,121 witnessed the September 20, 2009 home opener, while the 108,713 who attended the NBA All-Star Game on February 14, 2010 became the largest crowd to witness a basketball game in the history of the sport.

In just over ten years of operation, more than 12 million fans have attended events that included high school and collegiate football, major college basketball, international soccer, professional bull riding, Supercross, world championship boxing and concerts that featured world-renowned recording artists. More than five million other visitors have passed through the 12-story high doors of the stadium for daily public tours of the venue.

With its architectural versatility and cutting-edge media capabilities, AT&T Stadium has become a visible beacon that has established North Texas as a major focal point on the sports and entertainment canvas of North America.

The brilliant home of the Cowboys is a powerful catalyst in attracting a wide range of national and international events that will define the future of the region for generations to come. The stadium has already played host to Super Bowl XLV (February 2011), the NCAA Final Four in men's basketball (April 2014), the inaugural College Football Playoff Championship Game (January 2015) and in 2018 became the first NFL stadium to host the NFL Draft. Other top-flight sporting events include the annual Cotton Bowl Classic, the Texas A&M-Arkansas football Southwest Classic and the annual AdvoCare Classic collegiate football series. AT&T Stadium also remains the only venue in the world to host an NBA All-Star Game, a Super Bowl, the Men's NCAA Final Four and the College Football Playoff Championship Game.

Jones recently turned his football development and marketing expertise to the World Headquarters and training facility of the Dallas Cowboys as The Star in Frisco, Texas, opened its doors for operation in the summer of 2016. Located in a rapidly growing community of more than 150,000 residents, The Star is a partnership with the City of Frisco and The Frisco Independent School District that places a strong focus on inspiring a solid future for high school football, youth sports and the next generation of players and fans by uniquely engaging them at the place where the Cowboys live, work and practice.

The Star is the only NFL training facility in the U.S. that is shared with a public high school athletic program. All 10 Frisco ISD high schools play home games in Ford Center at The Star, a state-of-the-art, 510,000-square-foot indoor athletic facility. With a capacity of 12,000 seats, Ford Center hosts a variety of events in addition to football games, such as concerts, collegiate basketball, boxing and professional lacrosse, to name a few.

The Star includes a 91-acre mixed-use development located on the Dallas Tollway. In addition to the team's headquarters, the project is a vibrant destination that features shopping, dining, nightlife, athletics, fitness, event, hotel and residential options.

Since he took over as general manager in 1989, Dallas has drafted 36 different players who have gone on to appear in a combined total of 124 Pro Bowls as Cowboys - 39 players and 133 Pro Bowls including selections after leaving Dallas. Dallas has also signed 13 free agent players who have made 31 Pro Bowl ap-

pearances while representing the Cowboys. Additionally, Dallas traded for three different players who made five Pro Bowls. Since 1989 the Cowboys have made 159 trades, the most celebrated of which was the 1989 deal that sent Herschel Walker to the Minnesota Vikings and provided the personnel foundation for three league titles.

His recent efforts to stock the Dallas roster have resulted in some of the NFL's most productive drafts in recent history. In the last 10 years (2010 to 2019) Dallas has selected 13 players who have become Pro Bowlers: Dez Bryant and Sean Lee (in 2010), Tyron Smith, DeMarco Murray and Dwayne Harris (2011), Travis Frederick (2013), Zack Martin and DeMarcus Lawrence (2014), Byron Jones (2015), Ezekiel Elliott, Jaylon Smith and Dak Prescott (2016) and Leighton Vander Esch (2018). That group has gone on to earn a combined total of 37 Pro Bowl selections.

The foundation for the future success of the team has been put in place on the offensive line where, following the 2019 season, Smith and Martin were Pro Bowlers together for the sixth straight year while Frederick (four straight) returned after missing the 2018 season due to illness to earn his fifth career trip. Prescott and Elliott - Dallas' duo of young offensive backfield weapons - became the first pair of Cowboys rookies to ever be selected to the Pro Bowl in 2016. Prescott opened his career by becoming the first rookie quarterback in Cowboys history to be named to the Pro Bowl and the first to win AP Offensive Rookie of the Year, while Elliott won NFL rushing titles in two (2016 and 2018) of his first three years in the league.

In selecting the on-the-field leadership for the Cowboys, Jones hired a pair of coaches who won three Super Bowls in Dallas: Jimmy Johnson (1992-1993) and Barry Switzer (1995). Chan Gailey followed with a division title and playoff appearances in 1998 and 1999. In 2003 Jones successfully recruited two-time Super Bowl winner Bill Parcells to Dallas, and Parcells directed the team to three winning seasons and two playoff trips in four years. In February 2007, Jones added another successful NFL head coach in Wade Phillips, who guided the club to a pair of division titles in his first three years (2007 and 2009) and a playoff victory in 2009. In 2011 Jones named Jason Garrett as the team's eighth head coach after the former Cowboys quarterback guided the club to a 5-3 record as the interim coach in the second half of the 2010 season. Garrett added three division titles in 2014, 2016 and 2018, and his overall record of 79-62 represents the second-most victories by a head coach in club history. In 2020 Jones hired Super Bowl XLV winning head coach Mike McCarthy as the newest head coach of the Dallas Cowboys, marking the fourth person that Jones has selected for that position who had either previously won a Super Bowl or would go on to lead the Cowboys to a world championship.

In the last 41 years, 38 different owners have entered the NFL. Of that group, only Jerry Jones, Pat Bowlen (Denver) and Robert Kraft (New England) have guided their franchises to more than two Super Bowl championships. Moreover, Jones joins Art Rooney, Jack Kent Cooke, Al Davis, Eddie DeBartolo, Kraft and Bowlen as the only men to win at least three Super Bowls as NFL owners.

On the league front, Jones actively contributes his vision and enthusiasm to enhancing the NFL's status as the world's premier professional sports league by serving on a wide range of league committees. In his 30-year career, Jones has worked on 15 different NFL ownership committees for a combined total of 124 years. As a member of the Management Council Executive Committee, he was very involved in the 2011 and 2020 labor negotiations that resulted in the most recent Collective Bargaining Agreement between the NFL and its players. In addition to the CEC, Jones is currently the Chairman of the NFL Media O&O Committee, Chairman of the Pro Football Hall of Fame Committee and is a member of the NFL Media Committee. Jones also served on the committee that was charged with overseeing the search for a successor to retired NFL Commissioner Paul Tagliabue, a process that

successfully landed current NFL Commissioner Roger Goodell in September 2006. In addition, Jones has served two prior terms as a member of the NFL's Competition Committee as well as prior stints on the Business Ventures Committee and the Health and Safety Committee.

His contributions and innovations in the areas of marketing, corporate sponsorships, television, stadium management, stadium development, labor negotiations and community service have made a visible imprint on the ever evolving face of professional sports in America. Since becoming involved with the Cowboys, Jones' accomplishments have been recognized through his induction into the Boys & Girls Clubs of America Hall of Fame, the Texas Sports Hall of Fame (2007), the Texas Business Hall of Fame (2005), the Arkansas Sports Hall of Fame (1999) and the Missouri Sports Hall of Fame (1998). In July 2012, Jones was recognized as the Lifetime Achievement Award recipient by the Arkansas Sportscasters and Sportswriters Hall of Fame. In August 2007, he served as the presenter for Michael Irvin's induction into the Pro Football Hall of Fame, a recognition he was also named for by Emmitt Smith in Canton in August 2010, Larry Allen in 2013 and Gil Brandt in 2019. Most recently, Jones was selected for induction into the Cotton Bowl Hall of Fame in 2020.

In April 2014 Jones received the prestigious Horatio Alger Award in Washington, D.C. and was inducted as a lifetime member into the Horatio Alger Association of Distinguished Americans. In May 2014, Jones was also recognized with the Lifetime Achievement Award presented by Pop Warner Little Scholars, Inc. On October 3, 2013, Jones was inducted into the National Football Foundation's Leadership Hall of Fame, an award which celebrates leadership of a lifetime of success on the field, in the boardroom and in the community. In 2017 Jones was honored with the SEAL Legacy Award. In 2018 he was inducted into the North Texas Commercial Association of Realtors Hall of Fame for his contributions to the Dallas-Fort Worth real estate landscape with the construction of AT&T Stadium and The Star. Also in 2018, Jones was given the Governor's EMMY for long-time contributions to Texas television broadcasting by the Lone Star Chapter of the National Academy of Television Arts and Sciences.

As a co-captain of the 1964 National Championship Arkansas Razorbacks, Jones is one of a small number of NFL owners who actually earned a significant level of success as a football player. He is the only man in the history of the National Football League to play for a collegiate national championship football team and own a Super Bowl winner. In addition, Jones and the legendary George Halas are the only two men to become NFL owners after playing in a major college football bowl game. His current ties to the college game include membership on the Board of Directors for the National Football Foundation and College Football Hall of Fame.

A man of varied interests who will not rest on yesterday's achievements, he is a dedicated businessman and family man, sharing a vivid enthusiasm for both. Although Jones and his family are very involved in numerous civic and charitable causes, the Joneses have left an indelible local and national impression on the philanthropic landscape with their love and dedication to The Salvation Army.

For the past 22 seasons, the Jones family has dedicated the Cowboys Thanksgiving Day halftime show as a national showcase to kick off The Salvation Army's annual Red Kettle Campaign. Through the donation of national television airtime, the event has created a holiday tradition while helping to increase donations to The Salvation Army's annual fundraising efforts by more than two billion dollars. Reba McEntire, Destiny's Child, Sheryl Crow, Carrie Underwood and Kenny Chesney are just a few of the distinguished artists who have provided entertainment for the holiday extravaganza.

The Salvation Army points to the annual Cowboys kickoff event as one of the most effective, creative and

important innovations that has been developed in the long and storied history of the organization.

The Joneses received the Evangeline Booth Award in 1999, one of The Army's highest national community service awards, and have been selected for membership into the prestigious Salvation Army William Booth Society. Jerry and his wife, Gene, were also named to The Army's National Advisory Board in April 1998 shortly after being named the organization's Partners of the Year in 1997. In April 2007, the Joneses served as the honorary chairpersons for The Salvation Army's National Advisory Organizations Conference (NAOC) that was held in Dallas.

For 10 years, Gene and Jerry Jones served as hosts and underwrote the costs for the Super Lunch, a fund-raising event for The Salvation Army Irving Corps Community Center. In 1998 the Gene and Jerry Jones Family Center for Children opened in conjunction with The Army.

As part of the Jones Family and the Dallas Cowboys commitment to Arlington, Texas, the home of the club's stadium, Gene and Jerry Jones Family Charities will donate a total of \$16.5 million to non-profit organizations serving youth in Arlington from 2009-2041.

In 2001 the Joneses were awarded the Chairman's Award by The Boys & Girls Clubs of America. In June 2002, Gene and Jerry Jones were recognized as the recipients of the Children's Champion Award for Philanthropy that was presented by the Dallas for Children organization. In 2003 the Family Gateway organization of Dallas presented Gene and Jerry with the Annette G. Strauss Humanitarian Award. In April 2005, Gene and Jerry were recipients of the Hope Award, the highest community service recognition awarded by the Lone Star Chapter of the National Multiple Sclerosis Society. In 2010 the Jones Family and the Cowboys were selected by The Boys & Girls Clubs of America to receive the prestigious

Chairman's Award that recognized the Cowboys long and decorated history of supporting that organization.

The Jones family has been very involved with several other community-related organizations, including Children's Medical Center of Dallas, Happy Hill Farm Academy/Home, the National Board for The Boys & Girls Clubs of America, the Kent Waldrep Paralysis Foundation, The Rise School of Dallas, The Family Place and The Family Gateway. In 2010 the Jones family endowed the North Texas Youth Education Town with a \$1 million grant. Created as a lasting legacy of Super Bowl XLV, the North Texas YET is administered by The Salvation Army and provides North Texas youth with education, mentoring, fitness and character enrichment programs. In May of 2019, ground was broken on the Gene and Jerry Jones Family Hope Lodge in recognition of their lead gift on a project associated with the American Cancer Society that will provide housing to families of cancer patients on property located adjacent to the Baylor University Medical Center campus in Dallas.

Jerry (10/13/42) and Gene live in Dallas. They have three children, Stephen, Charlotte and Jerry Jr., and nine grandchildren.

Stephen is a graduate of the University of Arkansas and serves as the Cowboys Chief Operating Officer/Executive Vice President/Player Personnel. Charlotte is a Stanford graduate and serves as the Cowboys Executive Vice President/Chief Brand Officer/President of Dallas Cowboys Cheerleaders. Jerry Jr., a graduate of Georgetown University, who earned his law degree from Southern Methodist University, is the Cowboys Executive Vice President/Chief Sales and Marketing Officer.

Jerry Jones graduated from Arkansas in 1965 with a Bachelor of Science degree in business administration, and earned a Master of Arts degree from the university that same year.

Chronology Since 1989:

February 25, 1989 – Jones purchases the Dallas Cowboys and the lease to manage Texas Stadium from H.R. "Bum" Bright. Jerry Jones names Jimmy Johnson as the new head coach.

April 20, 1989 – Jones completes negotiations on Troy Aikman's contract – a six-year deal that is completed four days before Aikman is the top overall selection in the 1989 NFL Draft.

October 12, 1989 – Herschel Walker is traded to Minnesota for five players, six conditional draft choices and a 1992 first round draft choice. Among the players who actually came to Dallas as a result of the trade include Emmitt Smith, Russell Maryland, Kevin Smith and Darren Woodson.

August 10, 1990 – The Cowboys first-ever in-state training camp concludes at St. Edward's University in Austin. Over 100,000 fans attend workouts, while more than 400 media credentials are issued. Austin officials estimate the camp brought an additional \$3.2 million of income into the Austin area.

September 5, 1990 – The Cowboys trade Steve Walsh to the New Orleans Saints for a first and third round draft choice in 1991 and a conditional second round pick in 1992.

April 19, 1991 – A deal is made to bring the first overall selection in the 1991 NFL Draft to Dallas in exchange for a first and second round selection and three veteran players. Dallas selected Outland Trophy winner Russell Maryland with the top pick.

April 21-22, 1991 – In an unprecedented action among NFL clubs, the Cowboys sign their top three draft choices on draft day. The team also drafts a club-record 17 players.

July 16, 1991 – The Cowboys open training camp in Austin with all 17 of their draft choices under contract. Dallas concludes its second training camp at St. Edward's University with over 75,000 fans attending the Cowboys practices.

November 24, 1991 – The Cowboys end the Redskins 1991 undefeated streak at 11 games with a 24-21 victory at RFK Stadium.

December 15, 1991 – Dallas defeats Philadelphia, 25-13, at Veterans Stadium to secure a wild card playoff spot. The victory marks the team's first trip to the playoffs since 1985.

December 22, 1991 – Dallas closes the 1991 season with a 31-27 win over Atlanta, marking the team's best record (11-5) since 1983.

January 5, 1992 – Dallas defeats Chicago by a 17-13 score in an opening round playoff game at Soldier Field. The victory marks the Cowboys first playoff win since 1982, and the first playoff win on the road since 1980.

May 1, 1992 – Jerry Jones is appointed to the NFL's Competition Committee by Commissioner Paul Tagliabue. Jones becomes the first owner to serve on the prestigious committee since the death of Cincinnati's Paul Brown.

December 21, 1992 – Before a national television audience on ABC's Monday Night Football, the Cowboys defeat the Atlanta Falcons (41-17) at the Georgia Dome to claim the NFC Eastern Division Championship. The victory marks the Cowboys first divisional title since 1985. It is the 14th divisional title in club history.

December 23, 1992 – Six players from the Cowboys offense are selected to play in the Pro Bowl. The six players establish a Dallas Cowboys record for most offensive players selected to the Pro Bowl.

December 27, 1992 – Dallas defeats Chicago by a 27-14 score at Texas Stadium. The victory is the 13th of the year for Dallas, establishing a new club record for victories in a season. Emmitt Smith finishes the season with 1,713 rushing yards, enabling him to become the first player to win back-to-back NFL rushing titles since Eric Dickerson (1983-84).

December, 1992 – The Cowboys set a team record for road attendance by averaging 72,523 fans-per-road game. The team also played before a sold-out stadium in all 16 regular season games.

January 10, 1993 – In their first home playoff game since 1983, Dallas hands NFC East rival Philadelphia a 34-10 defeat in an NFC Divisional Playoff Game.

January 17, 1993 – In their first NFC Championship Game since 1982, the Cowboys defeat the San Francisco 49ers by a 30-20 score at Candlestick Park. The victory sends Dallas to Super Bowl XXVII in Pasadena, marking the Cowboys first Super Bowl trip since 1978.

January 31, 1993 – While making an NFL-record sixth Super Bowl appearance, the Cowboys defeat Buffalo 52-17 in Super Bowl XXVII at the Rose Bowl in Pasadena. Troy Aikman was named the game's MVP after throwing four touchdown passes. The Super Bowl crowd of 98,374 becomes the largest crowd to ever witness a Cowboys game. The game was witnessed by 133.4 million television viewers, making Super Bowl XXVII the most watched event in television history.

March 5, 1993 – The Super Bowl Champion Dallas Cowboys become the first athletic team to visit the White House under President Bill Clinton's administration. The visit to the White House is the first in club history.

December 28, 1993 – An NFL-record 11 Dallas players are selected to the Pro Bowl. That group includes a club-record eight offensive selections (seven Pro Bowl starters).

January 2, 1994 – The Cowboys defeat the N.Y. Giants 16-13 in overtime at the Meadowlands. The win clinches the Cowboys second straight NFC East title and the 15th division crown in club history.

January 2, 1994 – Emmitt Smith finishes the season with 1,486 yards to earn his third straight NFL rushing crown. He becomes just the fourth man in NFL history to win three consecutive rushing titles. He is also named Associated Press NFL Player of the Year, the first Cowboy so honored.

January 23, 1994 – Dallas defeats San Francisco 38-21 in the NFC Championship Game at Texas Stadium. The victory gives the Cowboys an NFL-record seventh conference championship in the first conference title game to be played at Texas Stadium since Jan. 1, 1978.

January 30, 1994 – Dallas becomes one of just three NFL teams to win four Super Bowls by defeating Buffalo (30-13) in Super Bowl XXVIII at the Georgia Dome in Atlanta. The victory enables the Cowboys to become the only franchise in NFL history to win more than one Super Bowl under two different owners. The game featured two rushing touchdowns by Super Bowl MVP Emmitt Smith.

March 30, 1994 – Barry Switzer is named the new head coach of the Dallas Cowboys – and the third head coach in team history. Switzer replaces Jimmy Johnson, who stepped down as the Cowboys head coach the previous day.

December, 1994 – For the second straight season, the Cowboys send a club and NFC-record 11 players to the Pro Bowl.

January, 1995 – The Cowboys set a Texas Stadium record for home attendance with an average crowd of 64,579, the first time Dallas has averaged over 64,000 fans-per-game at Texas Stadium. The previous record was 63,943 set in 1981.

January 15, 1995 – The Cowboys play in their third NFC Championship Game of the decade. The Cowboys are the only NFL team to play in multiple conference championship games in each decade of the team's existence.

December 24, 1995 – Dallas wraps up its fourth straight NFC Eastern Division title – a feat no other NFC East team had accomplished other than the Cowboys teams from 1976 to 1979.

December 25, 1995 – Emmitt Smith closes the season with a team-record 1,773 rushing yards and an NFL-record 25 rushing touchdowns. Smith led the NFL in rushing for the fourth time in five years, becoming just the fifth player in NFL history to win at least four rushing titles.

December, 1995 – Ten Cowboys are selected to the NFC Pro Bowl squad. Since 1993 Dallas has earned 32 Pro Bowl selections – the most ever by one team over a three-year period.

January 14, 1996 – The Cowboys win an NFL record eighth conference championship game by defeating the Green Bay Packers 38-27 at Texas Stadium. The victory marked the Cowboys third NFC title in four years.

January 28, 1996 – Dallas becomes the first team in NFL history to win three Super Bowls in a four-year period by defeating the Pittsburgh Steelers 27-17 in Super Bowl XXX at Sun Devil Stadium in Tempe, Ariz. The game is witnessed by 138.4 million television viewers, making Super Bowl XXX the most watched event in television history. The victory enables Dallas to earn its fifth Super Bowl title – joining the San Francisco 49ers as the second NFL franchise to win five Super Bowls. The Cowboys have appeared in an NFL-record eight Super Bowls. Dallas also became the first NFL franchise to win Super Bowls with three different head coaches.

December 15, 1996 – The Cowboys clinch a fifth straight division title with a 12-6 win over the New England Patriots at Texas Stadium. The championship enables the Cowboys to become the first team in NFL history to win five straight NFC Eastern Division crowns.

January 5, 1997 – Dallas closes the postseason with a divisional playoff loss at Carolina. The loss marks the first time since the 1991 season that the Cowboys were unable to reach the NFC title game.

December, 1997 – The Cowboys close the 1997 season with a 6-10 record, marking the team's first non-playoff season since 1990.

February 12, 1998 – Jerry Jones names Chan Gailey as the fourth head coach in the history of the Dallas Cowboys franchise. Gailey, who had previously served as the Pittsburgh Steelers offensive coordinator, replaces Barry Switzer, who resigned on January 9.

July 15, 1998 – The Cowboys open training camp at Midwestern State University in Wichita Falls, Texas. Attendance figures for the four-week camp exceed 100,000.

November 8, 1998 – With 163 yards on 29 carries in a 16-6 win over the New York Giants, Emmitt Smith becomes the Dallas Cowboys all-time leading rusher. Smith's performance against New York pushes him past Tony Dorsett (12,036).

December 20, 1998 – After a one-year absence from postseason play, the Cowboys clinch their sixth NFC Eastern Division title in the last seven years with a 13-9 win over Philadelphia at Texas Stadium. The 1998 division crown is the 19th division championship (15th NFC East title) in the club's 39-year history.

December 27, 1998 – After scoring a first half touchdown on a one-yard run against the Redskins at Texas Stadium, Emmitt Smith becomes the NFL's all-time leader in rushing touchdowns, moving ahead of Marcus Allen (123). Smith would later add a 26-yard touchdown run in the second quarter to bring his league record total to 125 by season's end. The Cowboys closed the year with a 23-7 victory over Washington and a 10-6 record, enabling Dallas to become the first team in the history of the NFC East to post an 8-0 record in division play.

December 24, 1999 – The Dallas Cowboys NFL-record of consecutive games in front of sold out stadiums came to an end in a Christmas Eve game against the New Orleans Saints in the Louisiana Superdome. The streak, which included home and away games, came to a halt after 160 games. It began on Dec. 23, 1990 at Philadelphia's Veterans Stadium and included 79 straight sell-outs at Texas Stadium (including playoffs) and 81 straight sell-outs on the road (including playoffs).

January 2, 2000 – The Cowboys close the century as the NFL's most successful team in the decade of the 1990s. From 1990 to 1999, Dallas qualified for the playoffs eight times, won six division titles, made four trips to the conference championship game and won three Super Bowls. The 1999 season ends with an 8-8 regular season record and a wild card playoff loss at Minnesota on Jan. 9, 2000.

January 26, 2000 – Jerry Jones names Cowboys defensive coordinator Dave Campo as the fifth head coach in franchise history. Campo spent the previous 11 seasons as an assistant coach in Dallas and was the defensive coordinator for the 1995 team that won Super Bowl XXX.

August 27, 2001 – Dallas defeats Oakland in a preseason American Bowl game in Mexico City that marks the Cowboys ninth international game. With stops in England (2), Japan (2), Mexico (4) and Canada (1), the Cowboys have played more international games than any other team in the NFL.

October 27, 2002 – In a 17-14 loss to the Seattle Seahawks at Texas Stadium, Emmitt Smith moved past Walter Payton to become the all-time NFL rushing leader. Smith finished the 2002 season, and his Dallas Cowboys career, with 17,162 yards, 436 more than Payton's previous career mark of 16,726.

January 2, 2003 – Jerry Jones names Bill Parcells as the sixth head coach in Dallas Cowboys franchise history. Parcells, a two-time Super Bowl winner with the New York Giants, replaces Dave Campo.

December 21, 2003 – The Cowboys topped the N.Y. Giants to record their 10th win of the season, securing a wild card berth in the playoffs. It was the club's 27th postseason appearance, extending their NFL record. It was also the 24th season in franchise history that the club had posted at least 10 wins, also a league record.

November 2, 2004 – With 55% of the vote, the citizens of Arlington, Texas overwhelmingly support a stadium referendum at the polls. The public-private partnership between the City of Arlington and the Dallas Cowboys will fund a retractable roof stadium with capacity for up to 100,000 people in the heart of Arlington's entertainment district. With over \$400 million committed by the team and stadium users, it will be the largest private investment in a stadium in NFL history, and the stadium will give North Texas the ability to bring major events like the Super Bowl and the NCAA Final Four to the region.

September 19, 2005 – Troy Aikman, Michael Irvin and Emmitt Smith, the cornerstone players of the three-time Super Bowl Champion Cowboys teams of the 1990s became the 15th, 16th and 17th members of the club's Ring of Honor. The trio finished their Cowboys career holding almost every major passing, receiving and rushing record while helping the organization become the NFL's Team of the Decade for the '90s. A record crowd of 65,207 fans pack Texas Stadium to witness the halftime event during the Monday Night Football match-up against division rival Washington.

December 24, 2005 – With a 24-20 win at Carolina, the Cowboys clinch the 29th winning season in the franchise's 46 years in operation. Dallas finished the year 9-7.

January 1, 2006 – The Cowboys played in front of 63,131 fans in the regular season finale at Texas Stadium on Jan. 1, 2006, pushing the club's all-time home attendance figure past the 20 million mark. Dating back to the 1960 franchise opener at the Cotton Bowl, 20,002,761 fans have now seen the Dallas Cowboys in person at the Cotton Bowl and Texas Stadium.

April 10, 2006 – Ground was broken on the new Dallas Cowboys stadium in Arlington, Texas. The state-of-the-art venue is scheduled for completion by the start of the 2009 NFL season and will accommodate between 80,000 and 100,000 fans.

August 5, 2006 – Three-time Super Bowl Champion quarterback Troy Aikman and six-time Pro Bowl tackle Rayfield Wright become the eighth and ninth former Cowboys to be enshrined in the Pro Football Hall of Fame in Canton, Ohio. Aikman, the MVP of Super Bowl XXVII and the winningest quarterback of the 1990s is selected in his first year of eligibility. Wright, a member of the NFL's 1970s All-Decade team and two Super Bowl winning teams in Dallas is selected in his first year as a senior's committee nominee.

December 16, 2006 – With a 38-28 win over the Atlanta Falcons in the Georgia Dome, the Cowboys secured a playoff berth en route to a 9-7 regular season record and a second place finish in the NFC East. The victory marked the organization's 28th postseason appearance, extending their NFL record.

February 8, 2007 – Jerry Jones announced the appointment of Wade Phillips as the seventh head coach in Dallas Cowboys history. Phillips, who brought a previous 45-35 record as an NFL head coach to the club, replaced Bill Parcells who announced his retirement from coaching on January 22, 2007.

May 22, 2007 – At NFL owners' meetings in Nashville, Tennessee, North Texas was selected to host Super Bowl XLV. The game will be played at the Cowboys new stadium in Arlington, Texas, on February 6, 2011. The first Super Bowl to be presented in North Texas was awarded on the fourth ballot of a vote by the NFL ownership.

August 4, 2007 – Michael Irvin, a member of six divisional winners and three Super Bowl championship teams with the Cowboys of the 1990s, becomes the 10th former Dallas Cowboys player to be enshrined in the Pro Football Hall of Fame. Irvin, the Cowboys career leader in receptions and yardage, is presented by team owner Jerry Jones for induction at the ceremony in Canton, Ohio.

December 9, 2007 – With a 28-27 win at Detroit, the Cowboys clinched the NFC Eastern Division title for the first time since 1998. The win gave Dallas its 20th division championship (16th NFC East). Dallas closed the season with an NFC-best 13-3 record, tying the club mark for regular season victories that was set in 1992.

February 10, 2008 – A record 13 Dallas Cowboys participated in the Pro Bowl in Hawaii. Representing the club on offense were starters Tony Romo, Terrell Owens, Flozell Adams, Andre Gurode, Leonard Davis and Jason Witten. Marion Barber was a reserve for the NFC offense. On the defensive side, DeMarcus Ware and Ken Hamlin were starters while Roy Williams, Terence Newman and Greg Ellis were reserves. Rookie placekicker Nick Folk was also selected.

September 26, 2008 – The first seats were installed at the Cowboys new stadium in Arlington.

December 4, 2008 – A topping out ceremony was held at the then named Cowboys Stadium as the last major lift took place over the stadium's east end zone door. Owner Jerry Jones and Arlington Mayor Robert Cluck were joined at the event by a number of Cowboys Hall of Fame players including Bob Lilly, Michael Irvin, Tony Dorsett and Rayfield Wright.

December 14, 2008 – With a 20-8 win over the N.Y. Giants, the Cowboys clinch the 32nd winning season in franchise history. Dallas finished the year 9-7.

December 16, 2008 – Five members of the Dallas Cowboys were named to the Pro Bowl as Davis (second selection), Gurode (third), Jay Ratliff (first), Ware (third) and Witten (fifth) were selected. Adams (fifth) was later added as injury replacement.

May 27, 2009 – With the Jones Family, Arlington Mayor Robert Cluck and a host of Cowboys greats on hand, the West End Zone doors were opened to a crowd of close to 2,000 as part of the building's Ribbon Cutting ceremony.

June 6, 2009 – The inaugural event at the then named Cowboys Stadium was a star-studded country music concert headlined by George Strait. Superstar Reba McEntire, singer/songwriter Blake Shelton and recording artist Lee Ann Womack joined the event. During the middle of the show, Strait called for the giant roof to be opened, and the show finished under a starry night sky.

September 20, 2009 – The 105,121 fans who attended the first regular season game at the then named Cowboys Stadium (Dallas against the New York Giants) became the largest crowd to ever witness an NFL regular season – or postseason – game.

January 3, 2010 – With a 24-0 win over Philadelphia, the Cowboys wrapped up the NFC Eastern Division title – marking the 21st division crown in the club's 50-year history. Dallas advanced to the playoffs for the 12th time in the 21 years of Jones' tenure as the owner and general manager.

January 9, 2010 – Then named Cowboys Stadium played host to its first NFL playoff game when Dallas dropped Philadelphia by a 34-14 margin in front of 92,951 fans in Arlington. The victory increased the Cowboys NFL-best total of all-time postseason wins to 33.

February 14, 2010 – The 108,713 fans who saw the NBA All Star Game at the then named Cowboys Stadium became a part of history as they made up the largest crowd to attend a basketball game – at any level – in the more than 100-year history of the sport.

August 7, 2010 – Emmitt Smith, the NFL's all-time leading rusher with 18,355 yards and winner of three Super Bowl rings, became the 12th player in franchise history inducted into the Pro Football Hall of Fame. Smith, who won NFL and Super Bowl MVP awards and is the NFL record holder with 11 consecutive 1,000-yard rushing seasons, was presented by team owner Jerry Jones for the induction ceremony in Canton, Ohio.

January 6, 2011 – Jerry Jones announced the appointment of Jason Garrett as the eighth head coach in Dallas Cowboys history. The former Cowboys quar-

terback guided the club to a 5-3 record as the interim coach in the second half of the 2010 season and became the first former Cowboys player to earn a spot as the head coach.

February 6, 2011 – For the first time in the region's history, North Texas played host to a Super Bowl when the Green Bay Packers and Pittsburgh Steelers faced off in Super Bowl XLV on Feb. 6 at the then named Cowboys Stadium. The Packers earned their fourth Super Bowl Championship with a 31-25 win in front of 103,219 fans – the fourth-largest crowd to watch a Super Bowl.

November 6, 2011 – Larry Allen, Charles Haley and Drew Pearson were inducted into the Ring of Honor at halftime of the Cowboys-Seahawks game becoming the 18th, 19th and 20th members of the club's Ring of Honor. All three players earned Super Bowl rings in their years with the Cowboys, Allen – one; Haley – three and Pearson – one.

December 26, 2012 – Two Dallas Cowboys were named to the original Pro Bowl squad as DeMarcus Ware earned his seventh consecutive and overall trip and Jason Witten his eighth overall. Witten's eight are tied with Emmitt Smith for the fifth-most all-star appearances in franchise history. Anthony Spencer then made his first career Pro Bowl appearance when he was added to the NFC's all-star roster as an injury replacement.

February 2, 2013 – Larry Allen, one of the best offensive linemen in NFL history, was announced as one of the inductees into the Pro Football Hall of Fame. Allen, who spent 12 years in Dallas and was a part of four NFC East titles and one Super Bowl victory, made more Pro Bowl appearances than any offensive player and tied the second-most by any player in franchise history. Jerry Jones will be Allen's presenter at the ceremony. Former Cowboys head coach, Bill Parcells (2003-06) was also one of the inductees for the class of 2013.

July 25, 2013 – Dallas Cowboys and AT&T announced the new home of the Cowboys will be AT&T Stadium, formerly Cowboys Stadium.

August 13, 2013 – The City of Frisco, Texas and the Frisco Independent School District announced a partnership with the Dallas Cowboys establishing Frisco as the future home of the Cowboys world corporate headquarters and training location. A multi-use special events and sports facility, to be developed on a footprint of approximately 20 acres, and the Cowboys world corporate headquarters on a footprint of approximately five acres, is the centerpiece of additional mixed-use development on property surrounding the team's new location.

April 3, 2014 – Jerry Jones received the prestigious Horatio Alger Award in Washington, D.C. and was inducted as a lifetime member into the Horatio Alger Association of Distinguished Americans.

November 9, 2014 – The Dallas Cowboys played their first ever regular season game outside of the United States, defeating Jacksonville 31-17 at London's historical Wembley Stadium.

December 21, 2014 – With a 42-7 home win over the Indianapolis Colts, the Dallas Cowboys claimed their 18th NFC East and 22nd division title.

December 28, 2014 – The Dallas Cowboys beat Washington 44-17 to seal up road perfection for just the second time in club history.

January 15, 2015 – The Pro Football Writer's of America name Jerry Jones the 2014 NFL Executive of the Year. Jones put together a team that tied for the NFL's best record (12-4), claimed the NFC East championship and won its first playoff game since 2009.

January 31, 2015 – Charles Haley, who was a key part to the three Super Bowl champion teams in the 1990s, became a Hall of Fame inductee.

November 1, 2015 – During halftime of Dallas' Nov. 1, 2015 game against the Seattle Seahawks, Darren Woodson was inducted as the 21st member of the Cowboys Ring of Honor at AT&T Stadium. He finished his career as the Cowboys all-time leading tackler with 1,350 stops, was named to the Pro Bowl five times and was a three-time Super Bowl champion.

June 16, 2016 – After 31 years of calling the Valley Ranch practice facility home, the Cowboys conduct their final practice at the team headquarters in Irving, TX.

July, 2016 – The organization moves into The Star in Frisco, Texas, home of the new world headquarters of the Dallas Cowboys. The move makes the team the first and only NFL team to share a training facility with a public high school athletic program at Ford Center - an indoor venue with a seating capacity of 12,000.

August 21, 2016 – The official opening of The Star in Frisco was marked by the club's first practice at the new headquarters.

December 1, 2016 – The Cowboys won their 11th straight game on the 2016 season with the victory over Minnesota, setting a team record for the longest single-season win streak in team history.

December 20, 2016 – The Cowboys sent seven players to the Pro Bowl, as Tyron Smith (four), Zack Martin, (three), Travis Frederick (three), Dak Prescott (first) and Ezekiel Elliott (first) were named to the team on the initial ballot. Elliott and Prescott became the first Cowboys rookie duo named to the Pro Bowl, and Prescott is the only rookie quarterback in team history to earn the honor. Dez Bryant (three) and Sean Lee (two) were later named as injury replacements.

December 26, 2016 – Ezekiel Elliott finished his dazzling rookie campaign with a league leading 1,631 rushing yards, becoming the third Cowboys running back to lead the league. His 11 games with 100-plus yards from scrimmage established a rookie team record and are tied for third in NFL history by a rookie.

January 1, 2017 – The Cowboys finished the season with 13 wins, tying the 2007 and 1992 teams for the most wins in team history. Dallas' 13-3 record earned them their 32nd appearance in the postseason – tied for the most in NFL history – and the team's 23rd division championship.

January 1, 2017 – Dak Prescott finished one of the most prolific rookie seasons by a quarterback in NFL history, tying the most wins (13) in NFL history and finishing with the highest QB rating (104.9), completion percentage (67.8) and third-most passing touchdowns (23). Prescott also established 23 single-season Cowboys rookie quarterback records.

February 4, 2017 – On the eve of Super Bowl LI in Houston, Texas, it was announced that Jerry Jones would be inducted into the Pro Football Hall of Fame. His selection made him the third Cowboys non-player to have a bust in Canton, Ohio (Tex Schramm and Tom Landry). The Dallas Cowboys also took home four yearly honors at the NFL Honors event on the eve of the Super Bowl, as Jason Garrett won AP Coach of the Year, Dak Prescott won AP Offensive Rookie of the Year, Ezekiel Elliott won FedEx Ground Player of the Year and the Cowboys offensive line won Built Ford Tough Offensive Line of the Year.

May 24, 2017 – At an awards banquet in New York City, Jerry Jones was given the 2017 Lifetime Achievement Award, presented by *SportsBusiness Daily Journal*.

August 5, 2017 – Jerry Jones becomes the 15th owner in NFL History to be inducted into the Pro Football Hall of Fame.

September 10, 2017 – Jason Witten sets the Cowboys franchise record for most career receiving yards, eclipsing Michael Irvin (11,904) in Cowboys annals. He passed Ed "Too Tall" Jones for most games played by a Cowboy (224) the following week at Denver.

November 30, 2017 – Dez Bryant establishes a franchise record, topping Bob Hayes (71) with his 72nd career receiving touchdown against Washington.

December 10, 2017 – The Cowboys win at the N.Y. Giants serves as Jerry Jones' 250th regular season win as the Dallas Cowboys Owner, President and General Manager since purchasing the team in 1989.

February, 2018 – Jason Witten earns his 11th trip to the Pro Bowl to tie Bob Lilly for the most appearances in franchise history.

November 29, 2018 – During halftime of the team's contest against the New Orleans Saints, the Cowboys named Gil Brandt as the 22nd member of the Ring of Honor. Brandt would later be inducted into the Pro Football Hall of Fame.

December 23, 2018 – With a win over Tampa Bay on Dec. 23, Dallas earned its 20th NFC East Division title since the division was first formed in 1970, its third division crown in the last five seasons.

December 30, 2018 – Ezekiel Elliott finished the season with 2,001 scrimmage yards and led the NFL in rushing with 1,434 yards, becoming only the fifth NFL player and second Cowboy to lead the league in rushing twice in their first three seasons. Leighton Vander Esch also established a franchise rookie record for tackles in a single-season, leading the Cowboys defense with 176 tackles.

April 9, 2019 – The Dallas Cowboys signed defensive end DeMarcus Lawrence to a five-year contract extension worth more than \$100 million, the biggest single contract in franchise history to date.

Sept. 4, 2019 – The Dallas Cowboys signed running back Ezekiel Elliott to a six-year contract extension worth more than \$90 million, which made him the highest-paid running back in NFL history. Elliott owns the Cowboys rookie rushing record, the single-season record for receptions by a running back and became just the fifth player since the 1970 NFL merger to lead the league in rushing twice in his first three seasons.

September 8, 2019 - Jason Witten returned to the Cowboys after a brief hiatus during the 2018 season, playing in his 16th NFL campaign - making him the longest-tenured Cowboy in franchise history.

December 30, 2019 - The Cowboys boasted a 4,000-yard passer (Prescott, 4,902), 1,000-yard rusher (Elliott, 1,357) and two 1,000-yard receivers (Cooper, 1,189 and Michael Gallup, 1,008) for the first time in franchise history, and the offense totaled a team-record 6,904 net yards.

February, 2020 - The Cowboys sent six players to the Pro Bowl. Tyron Smith earned his seventh overall and seventh consecutive trip, passing Rayfield Wright for the most by a Cowboys tackle in team history. He was joined by Zack Martin (sixth), Travis Frederick (fifth), Amari Cooper (fourth), Ezekiel Elliott (third), and Jaylon Smith (first) in the all-star game.

January 5, 2020 - Mike McCarthy was named the ninth head coach in franchise history. Along with 13 years of head coaching experience and 13 more as an assistant coach in the NFL, McCarthy comes to Dallas owning the sixth-most wins (125) and fourth-highest winning percentage among active NFL head coaches, including a Super Bowl XLV win at AT&T Stadium in 2011.

STEPHEN JONES

Chief Operating Officer
Executive Vice President
Player Personnel



With 30 years of NFL experience, Stephen Jones has established himself as one of the brightest and most versatile executives in professional sports. Recognized as Owner Jerry Jones' right-hand man, Stephen is the Cowboys Chief Operating Officer/Executive Vice President/Player Personnel and President of AT&T Stadium.

He oversees the management operations for all aspects of the Dallas Cowboys and AT&T Stadium, while also supervising the team's scouting and player personnel department. His work involves managing the organization's 400-plus employees, while also handling all of the club's salary cap and all major player contract concerns. He also is active in the recruitment - and management - of all major events that come to AT&T Stadium and The Star in Frisco. Jones' experience as a major college football player, and his years as one of the NFL's top executives, were instrumental in his appointment to the League's prestigious Competition Committee. His active involvement in stadium management, design and development has also landed him a spot on the NFL's New Stadium Committee.

Following the Cowboys' 12-4 regular season finish and 2014 NFC Eastern Division title, Stephen and Jerry Jones were named the co-recipients of the NFL Executive of the Year Award as presented by *Sports Illustrated's* Monday Morning Quarterback.

Beginning in 1989, Jones has played an integral role in the team's dramatic rise from a 1-15 record to being the NFL's "Team of the Decade" with three Super Bowl titles in the 1990s. As he enters his 31st NFL season, Jones is a driving force behind the Cowboys push to return to the NFL's elite level of teams. His recent work has seen the club restock its roster with some of the game's top talent and the recent results have produced winning records in 10 of the last 16 seasons - and division titles in 2007, 2009, 2014, 2016 and 2018. During his tenure with the team Dallas, has established the club record for regular season wins (13) in 1992 and equaled that mark with 13 victories in 2007 and 2016.

Since 2010, Jones has crafted one of the more impressive drafting records in the NFL. In that 10-year period of time (2010-19) Dallas has selected 13 players who have become Pro Bowlers: Dez Bryant and Sean Lee (in 2010), Tyron Smith, DeMarco Murray and Dwayne Harris (2011), Travis Frederick (2013), Zack Martin and DeMarcus Lawrence (2014), Byron Jones (2015), Ezekiel Elliott, Jayson Smith and Dak Prescott (2016) and Leighton Vander Esch (2018). That group has gone on to earn a combined total of 37 Pro Bowl selections, including ones made after departing Dallas. In those same 10 years, Dallas has selected 23 players who have become starters, with eight of those becoming All-Rookie Team selections. Additionally, since 1989, the Cowboys have sent 55 different players to the Pro Bowl, and of those, Dallas drafted 38.

The foundation for the future success of the team has been put in place on the offensive line where, following the 2018 season, Smith and Martin were Pro Bowlers together for the sixth straight year while Frederick (four straight) returned after missing the 2018 season due to illness to earn his fifth career trip. Prescott and Elliott - Dallas' duo of young offensive backfield weap-

ons - became the first pair of Cowboys rookies to ever be selected to the Pro Bowl in 2016. Prescott opened his career by becoming the first rookie quarterback in Cowboys' history to be named to the Pro Bowl and the first to win AP Offensive Rookie of the Year, while Elliott won NFL rushing titles in two (2016 and 2018) of his first three years in the League.

Over the course of the last 18 years, Dallas draft classes have produced 55 players who have gone on to start for the Cowboys while 17 of those choices became All-Rookie Team selections. Since 2002 Dallas draft classes have produced 25 Pro Bowl players who collectively combined for 79 all-star game appearances - 18 more than any other team in the NFL (Kansas City, 61) - and 19 first-team All-Pro selections, the most in the league over that span.

In the ever-evolving strategy that dictates a team's competitiveness in the current collective bargaining agreement, Jones' performance in managing the Cowboys salary cap, and the club's activity in free agency, has played a prominent role in the team's ability to compete at the NFL's highest level. Jones' involvement in shaping the Dallas roster under the salary cap was critical in allowing the Cowboys to maintain one of the NFL's most talented core group of players throughout the decade of the 1990s. His creativity and care taking of the Cowboys cap played a key role in the team's six division titles, four conference championship game appearances and three world titles.

During a historic two-year period of time, Jones was involved in signing five Cowboys stars who were considered the best players in the game at their respective positions. Between September of 1993 and September of 1995, Jones helped orchestrate contract agreements with running back Emmitt Smith, quarterback Troy Aikman, fullback Daryl Johnston, wide receiver Michael Irvin and cornerback Deion Sanders.

Shortly after the turn of the century, Jones began spearheading the club's new stadium efforts, overseeing every element of the development and construction of the venue while also working closely with local government, community and business leaders. He was directly responsible for the club's successful referendum campaign in the fall of 2004 that saw the City of Arlington agree to join forces with the Cowboys in building a new state-of-the-art stadium - later to be named AT&T Stadium.

Opened to the public in May of 2009, the stadium's dramatic first season of operation resulted in the venue being named the Sports Facility of the Year by the *Sports Business Journal* in May of 2010.

The 100,000-plus seat stadium established the attendance record for an NFL regular season game as 105,121 witnessed the September 20, 2009 home opener, while the 108,713 who attended the NBA All-Star Game on February 14, 2010 became the largest crowd to witness a game in the history of the sport.

In just over 10 years of operation, more than 12 million fans have attended events that included high school and collegiate football, major college basketball, international soccer, professional bull riding, Supercross, world championship boxing and concerts that featured world renowned recording artists. More than five million other

visitors passed through the twelve-story high doors of the stadium for daily public tours of the venue.

With its architectural versatility and cutting edge media capabilities, AT&T Stadium has become a visible beacon that has established North Texas as a major focal point on the sports and entertainment canvas of North America.

The brilliant home of the Cowboys has become a powerful catalyst in attracting a wide range of national and international events that will define the future of the region for generations to come. The stadium has already played host to Super Bowl XLV (February of 2011), the NCAA Final Four in men's basketball (April of 2014), the inaugural College Football Playoff Championship Game (January of 2015) and in 2018 became the first NFL stadium to host the NFL Draft. Other top flight sporting events for the future include, the annual Cotton Bowl classic, the Texas A&M-Arkansas football Southwest Classic and the annual AdvoCare Classic collegiate football series just to name a few.

In the summer of 2013, Jones was the organization's point person in the negotiations that established the multi-year naming rights agreement for the Cowboys home in Arlington with AT&T.

AT&T Stadium remains the only venue in the world to host an NBA All-Star Game, a Super Bowl, the Men's NCAA Final Four and the College Football Playoff Championship Game.

Shortly after the new name for AT&T Stadium was announced, Jones took on the responsibilities of spearheading a partnership with the City of Frisco (TX) and the Frisco Independent School District to develop a new home for the Cowboys World Headquarters and training facility in Frisco. The Star in Frisco opened its doors for operation in the summer of 2016. Located in a rapidly growing community of more than 150,000 residents, The Star is a partnership with the City of Frisco and Frisco ISD that places a strong focus on inspiring a strong future for high school football, youth sports and the next generation of players and fans by uniquely engaging them at the place where the Dallas Cowboys live, work and practice.

The Star is the only NFL training facility in the U.S. that is shared with a public high school athletic program. All 10 Frisco ISD high schools play home games within Ford Center at The Star, a state-of-the-art, 510,000-square-foot indoor athletic facility. With a capacity of 12,000 seats, Ford Center hosts a variety of events in addition to football games, such as concerts, collegiate basketball, boxing and professional lacrosse, to name a few.

The Star includes a 91-acre mixed-use development located on the Dallas Tollway. In addition to the team's

headquarters, the project features shopping, dining, nightlife, athletic, fitness, event, hotel and residential options.

Prior to focusing much of his energy on the innovative projects in Arlington and Frisco, Jones' stewardship of historic Texas Stadium in Irving left behind a legacy of facility management that maximized the use and visibility of the venue into a year-round destination for sporting, entertainment, community and corporate events on an unprecedented level.

Jones has enjoyed a life-long association with the game of football. A four-year letterman as a linebacker and special teams standout at the University of Arkansas, Jones was a starter for the Razorbacks in the Orange Bowl Classic Game that followed the 1986 season. Prior to attending the University of Arkansas, Jones was an all-state quarterback and a three-year starter at Catholic High School in Little Rock, Arkansas. In February of 2015, Jones was inducted into the Arkansas Sports Hall of Fame, where he joined his father who was a 1999 inductee.

In 2016 Jones was awarded the Junior Achievement Legacy Award which goes to a person whose leadership supports academic excellence in Arkansas. Jones followed that honor up in 2017, being named the 2017 Arkansan of the Year by Easterseals Arkansas.

He earned his degree in chemical engineering from Arkansas in 1998, and immediately went to work in the oil and gas business for JMC Exploration as an engineer. In 2013 he was inducted as a member of the Arkansas Academy of Chemical Engineers.

On Feb. 25, 1989, Jerry Jones purchased the Dallas Cowboys and installed Stephen into a key front office position as one-of-three vice presidents with the club.

Jones is a past president of the Dallas Chapter of the Young Presidents' Organization. He serves on the board of directors for Complexity Gaming as well as the Cotton Bowl Athletic Association. He also serves on the board for the Dallas Citizens Council and the Baylor Health Care System Foundation. He is a former member of the NFL's Business Ventures Committee, and he is also a member of the board of directors for Legends Hospitality - the joint stadium catering venture involving the Dallas Cowboys and the New York Yankees organizations that Jones was instrumental in creating. In the spring of 2015, Jones was inducted into the Arkansas Sports Hall of Fame.

Jones was born in Fayetteville, Arkansas and raised in Little Rock. He is married to the former Karen Hickman of El Dorado, Arkansas, and the couple has three daughters and a son: Jessica, Jordan, Caroline and John Stephen.



CHARLOTTE JONES

Executive Vice President
Chief Brand Officer



Charlotte Jones, Dallas Cowboys Executive Vice President and Chief Brand Officer, oversees all business operations, strategies and applications surrounding the team's brand as it is presented to fans worldwide.

Working in the executive office since 1989, Charlotte's experience has propelled her forward as one of the most innovative and versatile executives among women in professional sports and executives as a whole.

Jones' vision and direction leads the Cowboys in brand marketing, fan engagement, stadium design, entertainment, licensed apparel, cause marketing and community relations.

Jones played an instrumental role in the design and development of The Star in Frisco, the Dallas Cowboys World Headquarters, team training facility and event center located in Frisco, Texas. Opened in 2016, the 91-acre mixed-use development serves as the team's headquarters and a destination for shopping, dining, nightlife, athletics, fitness, events, hotel, luxury residential living and commercial real estate.

Jones played a prominent role in shaping the design, décor, sponsor integration and overall presentation of AT&T Stadium, the renowned state-of-the-art venue that opened in Arlington, Texas in 2009. Under Jones' guidance, the venue has played host to some of the highest profile sports and entertainment events in the world - among those are Super Bowl XLV, the 2010 NBA All-Star Game, the 2014 NCAA Men's Final Four, the annual Cotton Bowl Classic and the first-ever College Football Championship game in 2015. She was instrumental in bringing the Academy of Country Music Awards to AT&T Stadium to celebrate the 50th anniversary, breaking ratings and attendance records, as well as WrestleMania 32 which broke WWE's all-time attendance record.

The stadium's signature element is one of the most prominent public art collections, the Dallas Cowboys Art Collection at AT&T Stadium and The Star in Frisco. Consisting of 92 works of contemporary art from an international array of 62 curated artists, the collection is displayed on the walls and in the grand public spaces of the stadium and the world headquarters at The Star. In 2013 Charlotte and her mother, Gene Jones, were the recipients of the Texas Medal of Arts - Arts Patrons Award, presented by the Texas Cultural Trust.

Recognized as one of the most powerful women in sports, Charlotte Jones was named Chairman of the NFL Foundation in 2012 where she is responsible for spearheading the NFL efforts in youth football participation, health and safety, and community outreach. She is the first woman to serve in this position and is the first female executive in history to lead a major professional sports league charitable foundation. In 2014 she was appointed to the first NFL Conduct Committee, which endorses and enhances the new personal conduct pol-

icy for all NFL players and employees. She also serves on the Health and Safety Committee. Jones was recently appointed to the NFL's Legalized Sports Betting Committee. Concurrently, Charlotte is the President of the Dallas Cowboys Cheerleaders and is responsible for overseeing what is considered to be the most prominent organization of its kind in the world.

In the philanthropy space, Jones became the first female to serve as Chairman of The Salvation Army's National Advisory Board from 2010-2014. In 1997 she introduced a groundbreaking approach to fundraising on the worldwide stage by harnessing a Thanksgiving Day national television audience during the Cowboys halftime as the kick off to The Salvation Army's National Red Kettle Campaign. Charlotte set the wheels in motion, helping the Army raise over two billion dollars and touch lives across the globe by combining the Dallas Cowboys and popular musical entertainers featured on network television during one of the most watched NFL games. Since that initial halftime presentation which featured the musical talents of Reba McEntire, other major entertainers performing at the Thanksgiving halftime show included Randy Travis, Clint Black, Toby Keith, Destiny's Child, Sheryl Crow, Carrie Underwood, Kelly Clarkson, the Jonas Brothers, Keith Urban, Enrique Iglesias, Kenny Chesney, Selena Gomez, Pitbull with Ne-Yo, Luke Bryan, Eric Church, Thomas Rhett, Meghan Trainor and Ellie Goulding.

In 2017, Jones was inducted into the Arkansas Sports Hall of Fame for Football Administration. Charlotte's spirit of involvement in the local community extends far beyond the realm of professional football. Since 1989 she has been actively involved with leadership roles in a wide range of organizations that include: The Boys and Girls Clubs of America, Southwestern Medical Foundation, the President's Advisory Council for The Dallas Center for Performing Arts Foundation, TACA Board of Governors, The Salvation Army, The Rise School, Shelton School, Make-A-Wish North Texas Presidents Council, Dallas Symphony and the Super Bowl XLV Host Committee. She chaired the 2014 North Texas Final Four Host Committee, responsible for hosting and organizing the record setting men's basketball championship at AT&T Stadium. Additionally, Jones is a member of the Board of Directors of Hilltop Holdings Corporation, serves as President of the Gene and Jerry Jones Family Foundation and the Gene and Jerry Jones Family Arlington Youth Foundation. In 2020 Charlotte was appointed Chairman of the National Medal of Honor Museum and Monument Foundation.

A native of Little Rock, Arkansas, Charlotte Jones travels across the country speaking on philanthropic initiatives and brand innovation. She is a graduate of Stanford University, a current resident of Dallas, and a mother of three children: daughter Haley and sons Sky and Paxton.

JERRY JONES, JR.

Executive Vice President Chief Sales and Marketing Officer



As Executive Vice President and Chief Sales and Marketing Officer, Jerry Jones, Jr. is a key member of the Dallas Cowboys front office, overseeing the club's entire sales and marketing efforts. Jones was instrumental in the design and planning of AT&T Stadium, viewed as one of the world's truly unique sports and entertainment venues, as well as the team's new state-of-the-art training complex - The Star - which opened in Frisco in 2016.

Jones played an integral role in the development of the Dallas Cowboys World Headquarters and Training Facility located at The Star in Frisco, Texas. His desire to make the Cowboys practice facility about health and wellness, sports nutrition and sports medicine led to the building of the Baylor Scott and White Sports Therapy and Research Center. This 300,000-square-foot campus for sports medicine and sports performance opened its doors in June 2018. In keeping with his desire to create a destination for health and wellness, Jones was instrumental in building Cowboys Fit at The Star, a three-story 65,000-square-foot premier health and fitness center where members exercise and train to a Cowboy-centric workout routine.

In his current role, Jones is the guiding force behind all of the club's sales and marketing efforts, both those directed at the team's loyal fans as well as its corporate partners. With the Cowboys unique vertical structure, Jones leads a team that is not only responsible for the sales and marketing of the club, but also its vast merchandising business as well as all digital and broadcast media. Jones currently serves on the League's Fan Engagement and Major Event Committee.

From 2007 to 2008 Jones guided the transition of 65,000 season ticket holders as well as over 300 suite owners from Texas Stadium to the club's new home that opened in 2009. With a stadium capable of holding up to 100,000 fans, with eight club areas and 3.0-million-square feet of space, this monumental effort required the expansion of the club's sales team to over 60 employees dedicated to personalized customer service. At the same time, Jones has also been deeply involved in the extension and expansion of the club's already sizable corporate sponsorship base. In recent years, Jones has directed the extension of long-term agreements with numerous valued partners like Miller Brewing, Ford, Bank of America, Pepsi and Dr Pepper as well as the expansion of the AT&T partnership to include stadium naming rights.

In both 2008 and 2009 these efforts were recognized by the *Sports Business Journal* when Jones was named to their "40 Under 40" list of executives under the age of 40 who are making the greatest contribution to their organization and the world of sports and entertainment.

On the broadcast front, Jones oversaw the 2006 move to bring the club's radio broadcast in-house. The

move added English radio to the club's stable of English and Spanish television programming as well as the Spanish radio broadcast. Dallas Cowboys Broadcast Department now originates over 40 hours a week of original television, radio and internet programming aired across the Dallas Cowboys Broadcasting Network in five states. Through his work, Jones has helped foster the NFL's largest team-operated media broadcast network.

Jones has established a growing reputation at the league level as it relates to sales and marketing. In the past, he has served on the NFL's Digital Media Committee, Marketing Executives Committee as well as the Internet Working Group Committee.

In 2001, to help further the Dallas Cowboys marketing and brand image initiatives, Jones became the CEO of Dallas Cowboys Merchandising, Ltd. (DCM), a company formed in 1996 to design, manufacture and distribute Dallas Cowboys merchandise throughout the world. To date, the Cowboys are still the only major league sports team to form such an entity, enabling their fans to have the unique opportunity to enjoy the authenticity of team merchandise and memorabilia, straight from the source.

Today DCM has 30 retail locations throughout Texas and New Mexico, including the 15,000-square-foot Pro Shop in AT&T Stadium. In 2020 DCM opened its new 400,000-square-foot manufacturing and distribution headquarters in Frisco, with retail, design and sales located at The Star. In 2018 DCM was awarded the NFL retailer of the Year.

Jones took over as the club's Chief Marketing Officer in 2001 after first joining the club in 1996 as Vice President and General Counsel. He spent his early years negotiating rookie contracts, local radio and television broadcast rights fees and sponsorship agreements. He was also instrumental in launching the Dallas Cowboys official website, which continues to be at the forefront of internet technology and has become one of the NFL's most comprehensive and innovative team pages. In 2003 the site won the NFL's award for best overall team website, and in 2006, the site won the NFL's award for best content. With Jones' leadership, dallascowboys.com has had higher unique visitors, page views-per-month, and time spent on site every year since the league began tracking team sites. Additionally, they boast the largest social media community in the NFL and a lead of more than one million in Facebook likes over the next closest team.

Jones, born Sept. 27, 1969, earned his law degree from Southern Methodist University in 1995. He completed his undergraduate coursework at Georgetown University, where he majored in political science and graduated with a BA in 1992. Jones and his wife, Lori, reside in Dallas, Texas with their children James and Mary Chambers.

STAFF



MIKE McCARTHY

Head Coach

Baker University

Head Coach: 14th Year • NFL: 27th Year • Cowboys: 1st Year



The Dallas Cowboys named Mike McCarthy the ninth head coach in franchise history on Jan. 8, 2020, handing the reigns of the team to an innovative offensive mind with a championship pedigree.

McCarthy comes to Dallas with 13 years of head coaching experience and 13 additional years as an assistant coach in the NFL, including six as an offensive coordinator.

As a head coach, McCarthy has racked up a 125-77-2 regular season coaching record - all with the Green Bay Packers (2006-18), and he owns the sixth-most wins (29th all-time) and fourth-highest winning percentage (.618) among active NFL coaches. His teams have qualified for the postseason nine times, won six AFC North Division titles, made four AFC Championship Game appearances and took home a Super Bowl XLV championship held at AT&T Stadium in Arlington, Texas, following the 2010 NFL season.

Having mentored top quarterbacks, including Hall of Famers and future Hall of Famers, McCarthy's experience and success with young quarterbacks will help shape the immediate future of the Dallas Cowboys.

McCarthy launched his head coaching career with the Green Bay Packers on Jan. 12, 2006, and in 12-plus years as their head coach, he guided one of the most successful stretches in franchise history, reaching the postseason in eight consecutive seasons (2009-16). With his Super Bowl XLV victory, McCarthy joined Vince Lombardi and Mike Holmgren as the only coaches to guide the Packers to a Super Bowl win.

Known as a prolific offensive mind - and the primary play-caller - McCarthy's Packers offense finished fourth in the NFL in total offense and third in points-per-game in total through his tenure with the club. Behind the arm of Aaron Rodgers, over that same span, the Packers were third in passing offense. Additionally, over the course of 13 years with the Packers, his offenses regularly ranked in the top-10 in passing yards (10 times), total offense (nine) and scoring offense (nine).

In Week 6 of 2015, McCarthy earned the 100th regular season win of his career in just his 150th game, making him the seventh-fastest coach in NFL history and the then fastest current NFL coach to reach the 100-win plateau. Two years later in Week 6 of 2017, McCarthy coached his 200th career game, including postseason, and having compiled 128 victories, he tied Bud Grant and Chuck Noll for the sixth-most wins by a head coach through 200 games. McCarthy is only the fourth head coach in NFL history to lead a single franchise to eight or more consecutive playoff appearances, joining Tom Landry, Noll and Bill Belichick. Those eight appearances from 2009-16 were more than the rest of the AFC North Division combined over that span (Minnesota, three; Detroit, three; Chicago, one).

McCarthy's nine playoff appearances overall are the most by a Packers coach since the NFL postseason began in 1933, and he guided the Packers to a franchise-record fourth consecutive division title in 2014. With the victory over Dallas in the 2016 playoffs, McCarthy surpassed Lombardi and Holmgren for the most playoff victories in team history (10).

From 2011-14 the Packers were the only NFC team to win its division each year and one of only three teams in the NFL to do so over that span (Denver, New

England). Through his time in Green Bay, McCarthy led the Packers to a 51-23-2 (.684) record against division opponents. That includes an impressive stretch from 2010-12 when the Packers reeled off 12 straight wins against NFC North opponents, the longest divisional winning streak in team history.

McCarthy's success began with dominance at home. Under McCarthy at Lambeau Field, the Packers owned the fourth-best home winning percentage (.73-27-2, .725) in the league from 2006 through Week 13 of 2018. In 2014 Green Bay finished 8-0 for the fifth time since the 1970 AFL-NFL merger (1996-97, 2002 and 2011) and were one of only two teams to go undefeated at home during the regular season (Denver). Green Bay finished with a record of .500-or-better at home in 11 consecutive seasons under McCarthy.

In his first two seasons as head coach, McCarthy simultaneously oversaw a renaissance in Brett Favre's career and the development of Rodgers as the quarterback of the future. Favre concluded his Green Bay career with a 95.7 passer rating in 2007, his best in 11 years and fourth-best in his career, while completing a then career-high 66.5 percent of his passes. Favre's interceptions dropped from 29 in 2005 to 18 in 2006 then 15 in 2007. He finished second in the voting for what then would have been an unprecedented fourth NFL MVP award, and he subsequently passed the torch to Rodgers, his understudy for his final three years in Green Bay and McCarthy's prime pupil for eight-plus seasons.

After taking over as the starter in 2008, Rodgers developed into one of the greatest quarterbacks in league history. Under McCarthy's tutelage, Rodgers topped 4,000 passing yards six times (2008-09, 2011-

McCarthy vs. NFL				
Team	W	L	T	PCT.
Arizona.....	3	2	0	0.600
Atlanta.....	3	4	0	0.429
Baltimore.....	2	1	0	0.667
Buffalo.....	2	2	0	0.500
Carolina.....	3	3	0	0.500
Chicago.....	18	7	0	0.720
Cincinnati.....	1	2	0	0.333
Cleveland.....	3	3	0	1.000
Dallas.....	5	3	0	0.625
Denver.....	2	1	0	0.667
Detroit.....	18	7	0	0.720
Houston.....	2	1	0	0.667
Indianapolis.....	1	2	0	0.333
Jacksonville.....	2	1	0	0.667
Kansas City.....	2	1	0	0.667
LA Chargers.....	3	0	0	1.000
LA Rams.....	5	2	0	0.714
Miami.....	3	1	0	0.750
Minnesota.....	15	9	2	0.615
New England.....	1	3	0	0.250
New Orleans.....	2	4	0	0.333
NY Giants.....	4	2	0	0.667
NY Jets.....	2	1	0	0.667
Oakland.....	3	0	0	1.000
Philadelphia.....	4	2	0	0.667
Pittsburgh.....	0	3	0	0.000
San Francisco.....	5	2	0	0.714
Seattle.....	5	4	0	0.556
Tampa Bay.....	3	2	0	0.600
Tennessee.....	1	2	0	0.333
Washington.....	2	3	0	0.400
Totals.....	125	77	2	0.618

Postseason			
Team	W	L	PCT.
Arizona.....	0	2	0.000
Atlanta.....	1	1	0.500
Chicago.....	1	0	1.000
Dallas.....	2	0	1.000
Minnesota.....	1	0	1.000
N.Y. Giants.....	1	2	0.333
Philadelphia.....	1	0	1.000
Pittsburgh.....	1	0	1.000
San Francisco.....	0	2	0.000
Seattle.....	1	1	0.500
Washington.....	1	0	1.000
Totals.....	10	8	0.556

12, 2014, 2016), which in 2008, combined with Favre's total in 2007, marked the first time in league history a team had two different quarterbacks throw for 4,000 yards in consecutive years. In the process, Rodgers also became the first quarterback in league history to surpass the 4,000-yard plateau in each of his first two seasons as a starter. In total, McCarthy had been on the coaching staff for eight of the 13 (1999, 2007-09, 2011-12, 2014, 2016) 4,000-yard passing seasons in franchise history. Rodgers posted 21,332 passing yards from 2008-12 to set an NFL record for the most passing yards by a quarterback in his first five seasons as a starter, surpassing the previous mark held by Peyton Manning (20,618, 1998-2002). His career passer rating of 102.4 is tops in NFL history, and he is the only quarterback in NFL history to have posted a 100-plus passer rating in six consecutive seasons (2009-14).

A Pittsburgh, Pa. native, McCarthy was named the 14th head coach of the Green Bay Packers, after serving 13 years as an NFL assistant.

McCarthy is known for taking a hands-on teaching approach with young players and is well-respected around the league, in part because he called plays for six seasons as an offensive coordinator before becoming a head coach. He has tutored an impressive roster of NFL quarterbacks, while two of the biggest names he has worked with, Favre in Green Bay and Joe Montana in Kansas City, were at or beyond their peak years at the time. McCarthy played at least a part in the development of signal callers Aaron Brooks, Jake Delhomme, Matt Hasselbeck, Matt Flynn, Marc Bulger, Rich Gannon and Elvis Grbac. The entire stable of quarterbacks that McCarthy has worked with, which also includes Jeff Blake, Steve Bono and Dave Krieg, has combined for 43 career Pro Bowl selections, 10 Super Bowl starts and eight Most Valuable Player awards.

The third-youngest head coach in the NFL when he was hired at age 42 (the Saints Sean Payton was seven weeks younger and the N.Y. Jets Eric Mangini was 35), McCarthy took over a team coming off its first losing season since 1991.

McCarthy broke into the NFL as a quality control assistant with the Kansas City Chiefs in 1993. It was then he worked with Montana before moving up to quar-

terbacks coach from 1995-98, working with starters Gannon, Grbac and Bono.

When Gannon left the Chiefs for Oakland in 1999, McCarthy departed Kansas City to become Green Bay's quarterbacks coach. That year, the Packers ranked seventh in the NFL in passing and ninth in total offense. Favre threw for 4,091 yards, the third-highest total in his career at that point.

The following year, McCarthy began a successful five-year stint as the offensive coordinator of the New Orleans Saints. It became the most prolific offensive era to that point in the team's four decades, as the Saints set 10 offensive team records and 25 individual marks. Among the more notable accomplishments, the Saints led the NFC with 432 points and 49 touchdowns in 2002, both team records at the time. In his first season in 2000, McCarthy was named NFC Assistant Coach of the Year by *USA Today*. In 2005 McCarthy served as offensive coordinator for the San Francisco 49ers.

McCarthy began his six-year collegiate coaching career as a graduate assistant at Fort Hays State in Hays, Kan., (1987), just after completing his playing career at nearby Baker University in Baldwin City, Kan. At Baker, McCarthy earned a degree in business administration and was an all-conference tight end and senior captain in 1986, helping lead the Wildcats to an NAIA Division II national runner-up finish. He was inducted into the school's athletic hall of fame in October 2007.

At Fort Hays State under head coach John Vincent, McCarthy coached linebackers for two years while earning a master's degree in sports administration.

McCarthy returned to his hometown in 1989, serving first as a graduate assistant (1989-91) and then wide receivers coach for the Pittsburgh Panthers.

Born in Pittsburgh, McCarthy graduated from Bishop Boyle High School in Homestead, Pa. He and his wife, Jessica, have five children and were actively involved in the Green Bay community, including hosting the annual Mike & Jessica McCarthy Golf Invitational. Established in June 2010, the tournament benefited the American Family Children's Hospital in Madison, Wis. The event raised funds that have helped the hospital expand with two new floors, a neonatal intensive care unit and additional pediatric beds.

Mike McCarthy – Born Nov. 10, 1963, Pittsburgh, Pa. Tight end Baker University 1985-86. Pro: No pro playing experience. College coach: Fort Hays State 1987-88, Pittsburgh 1989-92. Pro coach: Kansas City Chiefs 1993-98, Green Bay Packers 1999, New Orleans Saints 2000-04, San Francisco 49ers 2005, Green Bay Packers 2006-18. Joined the Dallas Cowboys in 2020.

MC CARTHY'S HEAD COACHING RECORD AND COACHING EXPERIENCE

Year	Team	W	Regular Season			Result	Postseason			Result
			L	T	Pct.		W	L	Pct.	
2006	Green Bay.....	8	8	0	.500	2nd NFC North				
2007	Green Bay.....	13	3	0	.813	1st NFC North	1	1	.500	NFC Championship Game
2008	Green Bay.....	6	10	0	.375	3rd NFC North				
2009	Green Bay.....	11	5	0	.688	2nd NFC North	0	1	.000	Wild Card Game
2010	Green Bay.....	10	6	0	.625	2nd NFC North	4	0	1.000	Super Bowl XLV
2011	Green Bay.....	15	1	0	.938	1st NFC North	0	1	.000	Divisional Game
2012	Green Bay.....	11	5	0	.688	1st NFC North	1	1	.500	Divisional Game
2013	Green Bay.....	8	7	1	.531	1st NFC North	0	1	.000	Wild Card Game
2014	Green Bay.....	12	4	0	.750	1st NFC North	1	1	.500	NFC Championship Game
2015	Green Bay.....	10	6	0	.625	2nd NFC North	1	1	.500	Divisional Game
2016	Green Bay.....	10	6	0	.625	1st NFC North	2	1	.667	NFC Championship Game
2017	Green Bay.....	7	9	0	.438	3rd NFC North				
2018	Green Bay.....	4	7	1	.375					
Totals	125	77	2	.618	10	8	.556			

Year	Position, Team
1987-88	Graduate Assistant, Fort Hays State
1989-91	Graduate Assistant, Pittsburgh
1992	Wide Receivers, Pittsburgh
1993-94	Offensive Quality Control, Kansas City Chiefs
1995-98	Quarterbacks, Kansas City Chiefs
1999	Quarterbacks, Green Bay Packers
2000-04	Offensive Coordinator, New Orleans Saints
2005	Offensive Coordinator, San Francisco 49ers
2006-18	Head Coach, Green Bay Packers

JEFF BLASKO

Assistant Offensive Line

Robert Morris

NFL: 4th Year • Cowboys: 1st Year



The Dallas Cowboys introduced Jeff Blasko as the team's assistant offensive line coach on January 27,

BLASKO'S COACHING HISTORY

2002-05.....Steel Valley High School, Off. Asst.
2006-07....Bethel Park High School, Off. Asst.
2008-10....Akron, GA
2011.....Florida, QC-Offense
2012-14....Kansas, TE
2015.....Pennsylvania, TE
2016.....Green Bay Packers, Coaching Admin
2017-18....Green Bay Packers, Asst. OL
2019.....Cleveland Browns, Asst. OL

2020. In Dallas Blasko reunites with Mike McCarthy as he worked under McCarthy in Green Bay (2016-18).

Blasko embarks on his fourth season as a coach in the NFL after

spending the 2019 season as the Cleveland Browns assistant offensive line coach.

Prior to landing in Cleveland, Blasko spent three seasons with the Packers, including his final two as the team's assistant offensive line coach. He came to the Packers in 2016 as a coaching administrator. While with Green Bay, Blasko helped David Bakhtiari earn first-team

All-Pro honors in 2018 and second-team honors in 2016 and 2017.

Prior to his career in the NFL, Blasko spent eight years coaching collegiately, starting with a three-year stint (2008-10) as a graduate assistant at the University of Akron. He then moved on to the University of Florida in 2011 as the offensive quality control coach. Blasko also assisted the University of Kansas (2012-14) and the University of Pennsylvania (2015) as the teams' tight ends coach.

Blasko coached on the high school level for six seasons, serving as an offensive assistant at Steel Valley in Munhall, Pa., (2002-05) and as an offensive assistant at Bethel Park, Pa. (2006-07).

A native of Pittsburgh, Pa., Blasko graduated from Robert Morris University with a bachelor's degree in information sciences in 2005 and earned a master's degree in sports administration from Akron in 2009.

Blasko and his wife, Katie, have two sons, Tommy and Cooper.

Jeff Blasko – Born July 6, 1983, Pittsburgh, Pa. College Coach: University of Akron 2008-10, University of Florida 2011, University of Kansas 2012-14, University of Pennsylvania 2015. Pro coach: Green Bay Packers 2017-18, Cleveland Browns 2019. Joined the Dallas Cowboys in 2020

MATT DANIELS

Assistant Special Teams

Duke

NFL: 3rd Year • Cowboys: 1st Year



Matt Daniels joins the Cowboys coaching staff in 2020 after spending the previous two seasons working with new Dallas Special Teams Coordinator John Fassel and the LA Rams special teams units.

DANIELS' COACHING HISTORY

2017.....Colorado, GA Defense
2018-19....LA Rams, Asst. Special Teams

2020 after spending the previous two seasons working with new Dallas Special Teams Coordinator

John Fassel and the LA Rams special teams units. The Rams enjoyed one of the most aggressive and creative special teams groups in recent years, and from 2018-19 they had the most fake kicks (eight), recorded six punt returns of 20-plus yards

and finished second in the league in net punting average (43.0) in 2018. Also in 2018, Cory Littleton was named to the Pro Bowl as the special teams player for the NFC after blocking two punts and deflecting another.

Daniels joined the Rams after a four-year stint as a player in the NFL and a one-year graduate assistantship at the University of Colorado in 2017. Daniels played in seven games over the course of his four-year NFL career for the Rams (six) and Los Angeles Chargers (one). He also spent time on the

practice squads for Jacksonville and the Chargers.

Collegiately, Daniels earned first-team All-ACC and second-team All-America honors as a senior, leading Duke in tackles (126). In his final season as a Blue Devil, he finished second in the balloting for ACC Defensive Player of the Year accolades. Daniels played in 46 career games at Duke and compiled totals of 324 tackles, 13.0 tackles for loss, four interceptions, seven caused fumbles, three fumble recoveries and 27 pass breakups. He was named a team captain for the 2011 season.

As a prep at Fayette County High School in Fayetteville, Ga., Daniels was a three-time all-region pick and

two-time all-county choice. Additionally, he was named Fayette County's Offensive and Defensive Player of the Year as both a junior and senior, setting the school single-game rushing record with 348 yards on 18 carries. Daniels also participated in track and field at Fayetteville and was honored with the Watkins Award, an honor presented annually to the top African-American high school student-athlete in the country.

Daniels holds a degree in public policy studies with a minor in markets & management studies from Duke. He and his wife, Tiffany, have a daughter, Yara.

Matt Daniels – Born September 27, 1989, Tucson, Ari. Safety Duke 2008-11. Pro: Safety St. Louis Rams 2012-14, Jacksonville Jaguars 2014, San Diego Chargers 2015. College Coach: Colorado 2017. Pro coach: Los Angeles Rams 2018-19. Joined the Dallas Cowboys in 2020.

ROB DAVIS

Assistant Head Coach

Shippensburg
NFL: 1st Year • Cowboys: 1st Year



Rob Davis, a long-time NFL deep snapper (1993-2008) and former player and director of player engagement under Mike McCarthy (2008-17) with the Green Bay Packers, will now serve as assistant head coach under McCarthy in Dallas.

Following his tenure with the Packers, Davis took a job with Pierce Manufacturing in Appleton, Wisc., where he served as a senior director of people and culture (2017-19) and senior director of operational excellence (2019-20).

Davis, who played 12 years in the NFL, also spent nine years as the Packers director of player engagement (originally named director of player development in 2008).

In his role as the director of player engagement, Davis helped maintain locker room cohesiveness and overall player health. He assisted players in acclimating to their roles, both on and off the field and in the Green Bay community.

Davis served as the Packers long snapper for 11 seasons (1997-2007) and played 167 straight games with Green Bay, currently the fourth-longest streak in team history - Brett Favre (255), Mason Crosby (192) and Forrest Gregg (187).

Davis worked three years for an opportunity to play in the NFL, spending two training camps with the N.Y. Jets (1993-94), a year with the CFL's Baltimore Stallions (1995) and a preseason with the Kansas City Chiefs (1996). In 1996 Davis signed with Chicago and played all 16 games at long snapper. Released by the Bears near the end of their training camp in 1997, he signed with Green Bay in November and handled all long snapping duties for the last seven regular season games as well as all three play-off contests, including Super Bowl XXXII.

In 2005 Davis was named the Packers player representative, which entailed being a liaison between the players and the union and relaying proper information to the players regarding rights and benefits. Prior to 2005, he was an alternate player representative for five seasons.

Davis became the first player ever from Shippensburg, Pa., University to play in the NFL and was named to the school's athletic hall of fame in October 2003. Accompanying his induction, he also became the first player to have his jersey retired by Shippensburg in any sport.

Davis and his wife, Tara, have a daughter, Marlee, and a son, Kahl.

Rob Davis – Born Dec. 10, 1968, Washington, D.C. Defensive Tackle Shippensburg (PA) 1987-92. Pro: Long Snapper New York Jets 1993-94, Baltimore Stallions (CFL) 1995-96, Kansas City Chiefs 1996, Chicago Bears 1996-97, Green Bay Packers 1997-2008. Pro coach: Joined the Dallas Cowboys in 2020.

GEORGE EDWARDS

Senior Defensive Assistant



Duke
NFL: 23rd Year • Cowboys: 5th Year

George Edwards returns to coach the Dallas Cowboys as the team's senior defensive assistant in 2020 under new head coach Mike McCarthy. The 2020 season marks Edwards' 23rd season in the NFL and 31st season as a coach, all spent on the defensive side of the ball.

EDWARDS' COACHING HISTORY

1990-91	Florida, Assistant
1992-95	Appalachian State, Assistant
1996	Duke, Assistant
1997	Georgia, DL
1998-01	Dallas Cowboys, LB
2002-03	Washington Redskins, Asst. DC/LB
2004	Cleveland Browns, LB
2005-09	Miami Dolphins, LB
2010-11	Buffalo Bills, DC
2012-13	Miami Dolphins, LB
2014-19	Minnesota Vikings, DC

seasons (2014-19) as the Minnesota Vikings defensive coordinator, and it was his third stop coordinating a defense, following stints in Washington (2003) and Buffalo (2010-11).

Under Edwards in 2019, the Vikings defense collared 48.0 sacks to tie for fifth in the NFL - tied for seventh in a single season in team history. The defense was led by Danielle Hunter's career-high tying 14.5. Overall, it was the second-most sacks collected by a Vikings defense under Edwards' tenure as the defensive coordinator, topped only by the 2018 defense the previous season that had 50.0 sacks. Edwards' unit also produced 31 total takeaways (17 interceptions; 14 fumble recoveries) - good for fourth in the NFL, (second in the NFC). Minnesota's 17 interceptions tied for third in the NFL (tied for first in the NFC), with Anthony Harris registering a career-high six picks to tie for the NFL lead. For their performances, four players from Edwards' defense were selected to the Pro Bowl in Everson Griffen, Hunter, Eric Kendricks and Harrison Smith.

Edwards oversaw the rise of the Vikings defense to a consistent top-five NFL finish after inheriting a group that was 31st in total defense in 2013. In 2018 the Vikings ended the season fourth in total defense, posted 50.0 sacks, led the NFL in third down defense, allowing only 30.5% conversions and allowed the fewest passing touchdowns (15) of any NFL defense, boasting three defenders with Pro Bowl honors. Led by first-team AP All-Pro Smith, first-team AP All-Pro Xavier Rhodes and second-team AP All-Pro Griffen, the Vikings ranked first in the NFL in defense for the first time since 1993. The stout defense was tops in the NFL in both yards allowed (275.9) and points

allowed (15.8) and keyed the club's run to a 13-3 regular season, the NFC North title and a berth in the NFC Championship game.

In 2016 the Vikings climbed to third in the NFL in total defense, the highest ranking since 1993, and ranked fifth in scoring defense, allowing 18.7 points-per-game, tied for fourth in the NFL with 41.0 sacks and tied for seventh in the NFL with 27 takeaways.

In 2015 a stingy Vikings defense jumped to fifth in the NFL in points allowed at 18.9 after ranking 11th in 2014. Inheriting the defense that allowed the most points-per-game and second-most yards-per-game in 2013, Edwards helped turn the Vikings defense around in 2014, his first season as defensive coordinator. The Vikings had the NFL's most-improved defense in 2014, allowing 7.1 fewer offensive points-per-game in 2014 than in 2013.

Edwards returned to Miami for his second stint as linebackers coach for the 2012 and 2013 seasons where the Dolphins rush defense ranked 13th in the NFL in 2012.

He served as defensive coordinator with the Buffalo Bills in 2010 and 2011, and from 2005-09, he was the linebackers coach for the Dolphins. Edwards spent the 2004 season as the Cleveland Browns linebackers coach, and before that, was with Washington for two seasons as the Redskins assistant defensive coordinator/linebackers coach in 2002 before being named defensive coordinator for the first time in his career in 2003.

Edwards entered the NFL with the Dallas Cowboys and remained there from 1998-2001. Serving as the linebackers coach, Edwards worked under Defensive Coordinator Mike Zimmer (2000-01). Under Edwards' guidance, Dexter Coakley, a third round draft choice in 1997, was selected to the Pro Bowl twice over a four-year span (1999, 2001).

Before making the leap to the NFL ranks, Edwards held collegiate assistant posts at Florida (1990-91), Appalachian State (1992-95), Duke (1996) and Georgia (1997). During his lone season at Georgia, Edwards tutored a defensive line which included a pair of freshmen in Richard Seymour and Marcus Stroud, both selected in the first round of the 2001 NFL Draft.

A four-year letterman at Duke University, Edwards was twice named special teams captain and an honorable mention All-ACC selection at linebacker in 1989.

A native of Siler City, N.C., Edwards and his wife, Jami, have a son, B.J.

George Edwards – Born Jan. 16, 1967, Silver City, N.C. Linebacker Duke 1985-1989. Pro: No pro playing experience. College coach: Florida 1990-91, Appalachian State 1992-95, Duke 1996, Georgia 1997. Pro coach: Dallas Cowboys 1998-2001, Washington Redskins 2002-03, Cleveland Browns 2004, Miami Dolphins 2005-09, Buffalo Bills 2010-11, Miami Dolphins 2012-13, Minnesota Vikings 2014-19. Rejoined the Dallas Cowboys in 2020.

JOHN FASSEL

Special Teams Coordinator

Weber State
NFL: 16th Year • Cowboys: 1st Year



The Dallas Cowboys bolstered its coaching staff with the addition of John Fassel as special teams coordinator amongst new head coach Mike McCarthy's 2020 coaches. Fassel, who has headed up special teams for two pro clubs - LA Rams (2012-19) and Oakland Raiders (2009-11) - will look to improve a Cowboys special teams unit in all phases.

FASSEL'S COACHING HISTORY

1999	Bucknell, Wide Receivers
2000	Amsterdam Admirals, S&C/WRs
2001	Idaho State, GA
2002	Bucknell, Wide Receivers
2003-04	New Mex. Highlands, HC/Asst. AD
2005-07	Baltimore Ravens, Asst. ST
2008	Oakland Raiders, Asst. ST Coord.
2009-11	Oakland Raiders, ST Coordinator
2012-19	LA Rams, ST Coordinator

In 2019 the Rams special teams unit returned two of the NFL's top specialists in Greg Zuerlein and Johnny Hekker. Zuerlein's 24 field goals (24-of-33) tied for fourth in his career, and he connected on all 42 PAT tries. Called on for only 66 punts in 2019, Hekker still finished third in the NFL with a 47.4 gross punting average and seventh in the league with a 42.4 net average, along with 22 punts downed inside the opponent's 20-yard line and a long punt of 71 yards (second-longest of his career).

Fassel's group continued to flourish in 2018 in all four core phases of special teams, despite using multiple kickers and returners during the regular season. Linebacker Cory Littleton blocked a pair of punts and posted an additional deflected punt, en route to earning his first career Pro Bowl selection. It marked the ninth Rams special teams selection since Fassel took over in 2012. Zuerlein converted on a 57-yard game winning field goal in overtime of the NFC Championship game to send the Rams to the Super Bowl, marking the longest game-winning kick in playoff history.

In 2017 four Rams special teamers were named to the Pro Bowl in returner Pharoah Cooper, Hekker, long snapper Jake McQuaide and Zuerlein. Zuerlein led the league in scoring (158 points) despite playing in only 14 games before being placed on the Reserve/injured list.

In 2016 Hekker earned his third trip to the Pro Bowl after setting an NFL record for punts downed inside the 20 (51). He also established an NFL record for single-season net punting average (46.0), breaking the previous record that Hekker himself set in 2013. McQuaide became the first long snapper in franchise history to earn a Pro Bowl berth. From 2013-17, returner Benny Cunningham averaged 27.1 yards-per-kickoff return, which is the franchise record in the category. In addition to his special teams duties, Fassel served as interim head coach for the final three games of the 2016 season.

In 2015 Hekker produced one of the best punting seasons in NFL history, to earn his second Pro Bowl honor. The fourth-year pro led the NFL in punts (96), gross average (47.9), net average (43.7) and punts downed inside the 20-yard line (41), becoming the first player to lead the league in all three categories since the NFL began tracking punts inside the 20 in 1976.

In Fassel's 2014 campaign, his units finished among the league's best in several categories. As a team, St. Louis was first in net punt average (41.8) and second in punt return average (13.0). The team's net punting average was the third-highest ever by a Rams special teams unit. Individually, Tavon Austin finished fifth in punt return average (11.2) and was an alternate to the Pro Bowl, while Cunningham led the NFC and was fifth in the NFL in kick return average (27.5).

In 2013 Fassel's punt team that, led by Hekker, set a single-season NFL record for net punting average (44.2) and was named first-team All-Pro along with his first trip to the Pro Bowl. Zuerlein connected on the first 15 field goal attempts of his career and set a team record with eight field goals from 50 yards-or-more.

Fassel previously spent four seasons with the Raiders, first as assistant special teams coordinator in 2008, then was promoted to special teams coordinator for three seasons (2009-11). While with the Raiders, his units led the NFL in special teams takeaways, turnover differential and points scored in 2009 and 2010. Under Fassel's tutelage, punter Shane Lechler earned a Pro Bowl spot three consecutive years. In addition, Sebastian Janikowski achieved a career single-season high 89.7 field goal percentage, missing only three attempts (47, 57 and 66 yards) in 2011. Janikowski also converted on the then third-longest field goal in NFL history, a Raiders team-record 61-yarder at Cleveland in December 2009, and tied a then NFL record with a 63-yarder in 2011. Additionally, long snapper Jon Condo earned two Pro Bowl berths as a "napper" player.

From 2005-07, Fassel was Baltimore's assistant special teams coach. He helped the Ravens to top-10 finishes in punt and kickoff return average in 2006 and 2007, and his units returned five kicks for touchdowns in two seasons.

From 2003-04, he was the head coach and assistant athletic director at New Mexico Highlands University. Fassel also served six months as the school's interim athletic director and taught undergraduate and graduate courses. He earned a master's degree in athletic administration at Idaho State University, where he was a graduate assistant and sports science instructor from 2000-01. In 1999 and 2001, Fassel coached wide receivers and recruited for Bucknell. In Spring 2000, Fassel was the strength and conditioning and wide receivers coach for the Amsterdam Admirals of NFL Europe.

Fassel played wide receiver at Weber State, graduating in 1999 with a degree in exercise science. He signed as a rookie free agent wide receiver with the Indianapolis Colts.

Fassel is the son of former NFL coach Jim Fassel, who guided the New York Giants to the Super Bowl during the 2000 season. John is a triathlete who has finished three Ironman distance triathlons. He and his wife, Elizabeth, have three daughters: Lilah, Avery and Anna.

John Fassel – Born January 10, 1974, Anaheim, Calif. College: Wide receiver Weber State 1996-99. Pro: No pro playing experience. College Coach: Bucknell University 1999, Idaho State 2001, Bucknell University 2002, New Mexico Highlands University 2003-04. Pro coach: Amsterdam Admirals (NFL Europe) 2000, Baltimore Ravens 2005-07, Oakland Raiders 2008-11, Los Angeles Rams 2012-2019. Joined the Dallas Cowboys in 2020.

RYAN FEDER (FEED-er)

Quality Control/Analytics

Florida State
NFL: 5th Year • Cowboys: 1st Year



Ryan Feder arrives in Dallas in 2020 as one of the club's quality control/analysts, concentrating on defense. It is a similar role Feder had under Mike McCarthy in Green Bay from 2015-18.

Feder's responsibilities include assisting the head coach with game management decisions, and helping the defensive staff identify league, opponent and self-scout tendencies.

After departing Green Bay in 2018, Feder spent 2019 as a graduate assistant at Nebraska assisting with the defensive backs while also pursuing a master's degree in business administration.

After earning his bachelor's degree in management and marketing from Florida State, Feder earned a law

degree with a specialization in sports law from Tulane. While at Tulane Law School, Feder worked for two seasons as an analyst for Pro Football Focus, collecting and analyzing player participation data for NFL and NCAA teams and generating advanced scouting reports to target team trends and inefficiencies.

Feder also spent one year as an intern at Pro Sports Inc., assisting with 2014 NFL Draft preparation, including analyzing positional player contract structures and trends and researching and analyzing undrafted free agent signings and contract trends. During those three years, he also was a writer for OverTheCap.com, a website which analyzes the NFL salary cap.

AL HARRIS

Defensive Backs

Texas A&M-Kingsville
NFL: 7th Year • Cowboys: 1st Year



The Cowboys hired Al Harris to assist in coaching the defensive backs in 2020. Harris brings a wealth of knowledge to the Cowboys, spending the last eight years in coaching at both the collegiate and professional levels after finishing a 15-year NFL career as a prolific secondary player, earning two Pro Bowl nods and an All-Pro selection.

HARRIS' COACHING HISTORY

2012..... Miami Dolphins, Intern
2013-15.... Kansas City Chiefs, Secondary
2016-18.... Kansas City Chiefs, CB
2019..... Florida Atlantic, Def. Asst.

guide the Owls to a program record-tying 11 wins and a bowl game win over SMU.

Harris was with the Kansas City Chiefs from 2013-18 as the secondary coach, overseeing a group that finished in the top-10 in interceptions in all but one of his six seasons with the team, including a first-place finish in 2016 (19 interceptions) and two top-three finishes (2013 and 2015). He oversaw Pro Bowl performances from Eric Berry (2013, 2015-16), Brandon Flowers (2013) and Marcus Peters (2015-16), who led the NFL in interceptions (19) during his three seasons with the

Chiefs. Harris went to the playoffs in five of his six seasons with Kansas City, including an AFC Conference Championship appearance in 2018.

Prior to joining the Chiefs in 2013, Harris started his coaching career in 2012 as a coaching intern with the Miami Dolphins under Head Coach Joe Philbin.

Originally drafted by the Tampa Bay Buccaneers in the sixth round (169th overall) of the 1997 NFL Draft, Harris went on to play in 194 games with 128 starts with the Eagles, Packers, Dolphins and Rams. He finished his 15-year NFL career with 469 tackles, 21 interceptions, 148 passes defended and 4.0 sacks. Harris started his career on the Tampa Bay practice squad in 1997 before signing with Philadelphia in 1998, appearing as the team's nickel cornerback for five years and two NFC Conference Championship games (2001 and 2002). He then spent seven seasons with the Packers (2003-09), including just over four under current Cowboys Head Coach Mike McCarthy, and earned Pro Bowl selections in 2007 and 2008. Harris finished his playing career with one season each in Miami (2010) and with the St. Louis Rams (2011).

Harris was a two-year starter for Texas A&M-Kingsville from 1995-96 and was a first-team All-Lone Star

Conference selection in 1996. His first two seasons of collegiate football were played at Trinity Valley Community College in Athens, Texas, where he was a member of a National Championship team.

Harris and his wife, Shyla, have a daughter, Lyla, and three sons, Al Jr., Gavin and Gage.

Al Harris – Born Dec. 7, 1974, Pompano Beach, Fla. Cornerback Trinity Valley CC 1993-94, Texas A&M-Kingsville 1995-96. Pro: Tampa Bay Buccaneers 1997, Philadelphia Eagles 1998-2002, Green Bay Packers 2003-09, Miami Dolphins 2010, St. Louis Rams 2011. College Coach: Florida Atlantic 2019. Pro Coach: Kansas City Chiefs 2013-18. Joined the Dallas Cowboys in 2020.

CHASE HASLETT

Offensive Quality Control

NFL: 1st Year • Cowboys: 1st Year



Chase Haslett joins the Cowboys staff as an offensive quality control coach after four years coaching at the collegiate level. Having grown up around coaching under the watchful eye of his father, Jim Haslett, Chase

HASLETT'S COACHING HISTORY

2016-17 Nebraska, GA/QB
2018-19 Mississippi State, GA/QC
2019 Mercer, TE

earned his first foray into the NFL coaching ranks after cutting his teeth coaching across the offensive side of the ball at Nebraska

(graduate assistant/quarterbacks) in 2016-17, Mississippi State (quality control/offense) in 2018 and Mercer College (tight ends) in 2019.

A former collegiate quarterback at Illinois and Indiana University of Pennsylvania (IUP), Haslett earned his bachelor of science in recreation, sport and tourism from the University of Illinois in 2014 and his master of science in sport science from IUP in 2015.

Haslett and his wife, Paige, were married in July 2019.

Chase Haslett – Born Aug. 13, 1992, Sacramento, Calif. Quarterback Illinois 2011-13, Indiana (PA) 2014-15. Pro: No pro playing experience. College Coach: Mercer 2019. Pro coach: Joined the Dallas Cowboys in 2020.

ADAM HENRY

Wide Receivers

McNeese State
NFL: 11th Year • Cowboys: 1st Year



Adam Henry was named the Dallas Cowboys wide receivers coach as part of new Head Coach Mike McCarthy's staff for the 2020 season after previously serving as the Cleveland Browns wide receivers coach the last two seasons (2018-19). In total, he has

HENRY'S COACHING HISTORY

1997-2005. McNeese State, WR
2006 McNeese State, Asst. HC/QC
2007-08 Oakland Raiders, QC/Off
2009-11 Oakland Raiders, TE
2012-14 Louisiana State, WR
2015 San Francisco 49ers, WR
2016-17 New York Giants, WR
2018-19 Cleveland Browns, WR

23 years of experience as a coach with 13 on the college level and 10 in the NFL.

Under Henry's watch in 2019, two Browns became the first pair of wide receivers in franchise history to each record over 1,000 receiving yards in the same season. Jarvis Landry had a career-high 1,174 yards (fourth in team history) with six touchdowns on 83 receptions and Odell Beckham Jr. went for 1,035 yards (10th in team history) and four scores on 74 catches. The duo joined Braylon Edwards (1,289) and Kellen Winslow (1,106) in 2007 as the only Browns teammates to accomplish the feat. Landry was named to his fifth consecutive Pro Bowl while posting his third career 1,000-yard season, and it was the fifth 1,000-yard season of Beckham's career.

In his first season with the Browns in 2018, Henry

helped Landry to a Pro Bowl selection and the then third-most receptions by a Browns wide receiver in a season (81). Henry also helped develop rookie Antonio Callaway, who led the team and tied for third among all NFL rookies with five receiving touchdowns. In addition to Callaway, Landry and Rashard Higgins each recorded four touchdowns, marking the second time the Browns had three receivers score at least four touchdowns in a season since 1955. Prior to the Browns, Henry spent two seasons (2016-17) as the Giants wide receivers coach. In 2016 Beckham registered a career-high 101 receptions for 1,367 yards and 10 touchdowns. His reception total was the second-highest in Giants history, and his yardage total was third. Sterling Shepard finished second among all NFL rookies with 65 receptions.

Henry was San Francisco's wide receivers coach in 2015. He worked with veteran Anquan Boldin, who finished with 69 catches for 789 yards and four touchdowns.

Prior to San Francisco, Henry was the wide receivers coach at Louisiana State University for three seasons (2012-14). Henry helped develop two of the most successful receivers in school history in Beckham and Landry. In 2013 Beckham and Landry became the first pair of receivers in school history to

finish with more than 1,000 yards in the same season. The two, along with James Wright, were all selected in the 2014 NFL Draft, making LSU the only school to have three receivers picked that year.

Henry spent five seasons with the Raiders, with his first two seasons (2007-08) as offensive quality control coach and the next three (2009-11) as tight ends coach. Henry helped the development of Zach Miller, who became the first tight end in franchise history to lead the team in receiving three consecutive years. Miller earned a Pro Bowl selection following the 2010 season.

Prior to the Raiders, Henry spent 10 years coaching at his alma mater, McNeese State. He spent nine seasons (1997-05) as wide receivers coach before being promoted to assistant head coach/offensive coordinator for 2006.

As a wide receiver at McNeese State, Henry earned all-conference honors and finished his career with 93 receptions for 1,690 yards and 16 touchdowns en route to being enshrined in the McNeese Sports Hall of Fame in 2017. He signed with New Orleans as an undrafted free agent in 1994. A native of Beaumont, Texas, Henry earned an undergraduate degree and a master's degree from McNeese State.

Henry has three children, Darian, Kynidee and Ava.

Adam Henry – Born September 15, 1967, Beaumont, Texas. College: Wide receiver McNeese State 1990-93. Pro: No pro playing experience. College coach: McNeese State 1997-06, Louisiana State 2012-14. Pro coach: Oakland Raiders 2007-11, San Francisco 49ers 2015, New York Giants 2016-17, Cleveland Browns 2018-19. Joined the Dallas Cowboys in 2020.

LEON LETT

Assistant Defensive Line

Emporia State
NFL: 10th Year • Cowboys: 10th Year



Leon Lett, a former Dallas Cowboys defensive lineman who won three Super Bowl titles and earned two Pro Bowl berths during his 10-year run with the club, settled into the next phase of his career as an assistant coach with the same organization that drafted him. Lett assisted the Cowboys during their 2011 training camp as a member of the NFL's Minority Coaching Fellowship Program and was later hired on a full-time basis to assist with the team's defensive line as a defensive assistant/defensive line coach during the 2011 season - a role he has capably handled for the last nine years.

The 2019 defensive group matched the previous season with 39.0 sacks, led by free agent addition Robert Quinn, who found a career resurgence in Dallas with 11.5 sacks - the most sacks by any Cowboys defender in his first season with the team. Quinn also led the defense with 37 pressures, and DeMarcus Lawrence proved to be a versatile defender by leading the defense with nine tackles for loss.

The defensive line again improved its seasonal output in 2018, logging 39.0 sacks and proving to be stout against the run for another year as the

unit ranked fifth in the NFL, allowing only 94.6 yards-per-game. Under Lett's tutelage, the Dallas defense unearthed Antwaun Woods - a former rookie free agent signed to the Cowboys in the 2018 offseason who went from third team to the unit's starting nose tackle and led all defensive tackles with a career-high 34 stops.

The Dallas defensive front put together another solid season in 2017, increasing its sack total for the fourth consecutive season (38.0) and shutting down opposing offenses in the run game, allowing only 104.0 yards-per-game, eighth in the league, with only three 100-yard rushers on the year.

Lett's work with the pass rushers, namely the defensive tackles, shined through as one of the bright spots in 2016, as Dallas was first in the NFL, allowing 83.5 rushing yards-per-game. Rookie Maliek Collins finished second on the team with 5.0 sacks - seventh among all rookie defenders.

Lett's second season working with the defensive tackles in 2015 fostered a breakout season for Tyrone Crawford in which he totaled 44 tackles, 5.0 sacks and was third on the defense with 27 pressures.

In working with defensive tackles in 2014, Lett's most notable task was helping the transition of Crawford from defensive end to a three-technique defensive tackle. After spending the 2013 season on the team's

LETT'S COACHING HISTORY

2009-10...Louisiana-Monroe, DL
2011-13...Dallas Cowboys, Asst. DL
2014.....Dallas Cowboys, Asst. DL/DT
2015-19...Dallas Cowboys, DT

Reserve/Injured list with an Achilles injury, Crawford had a strong response to his new position to post then career numbers with 37 tackles, his first 3.0 career sacks and 29 quarterback pressures - second on the team - while starting 15 games.

In 2013 Lett saw continued growth from defensive tackle Jason Hatcher, who led the team and all NFL interior linemen with 11.5 sacks on his way to the first Pro Bowl selection of his career. Veteran free agent acquisition George Selvie also flourished with Lett's mentorship, recording a career-high 7.0 sacks and starting all 16 games for a Cowboys defense that tallied 34.0 sacks on the season.

Lett's work with the defensive line in 2012 saw Hatcher emerge as a full-time starter and establish personal-bests in several categories.

Prior to joining the Cowboys, Lett's only previous experience as a coach came in 2010 when he served as the defensive line coach at the University of Louisiana at Monroe. He also served as a volunteer assistant at UNLV in 2009.

Drafted in the seventh round (173rd overall) of the 1991 NFL Draft, Lett became the first and only player

ever selected by the Cowboys out of Emporia State to make the squad's final roster. Nicknamed "Big Cat" by his teammates for his agility, Lett compiled 361 tackles, 22.5 sacks, 37 tackles for losses, 128 quarterback pressures, 26 pass breakups, eight forced fumbles, seven fumble recoveries and four blocked kicks while playing in 109 games with 73 starts during a 10-year career as a Cowboy. He also appeared in 14 postseason contests with nine starts, including three Super Bowl victories.

Lett concluded his playing career with the Denver Broncos in 2001 where he totaled 15 tackles in 12 games.

Lett finished his collegiate career at Emporia State after playing in junior college, helping Emporia State to the Central States Intercollegiate Conference title and their first appearance in the NAIA Championship Game.

Lett returned to school to earn his college degree in university studies with concentrations on sociology and history from UNLV in 2009.

Lett has a daughter, Leondra Rachel.

Leon Lett - Born October 12, 1968, Mobile, Ala. Defensive tackle Hinds Community College 1987-88, Emporia State University 1989-90. Pro: Defensive tackle Dallas Cowboys 1991-2000, Denver Broncos 2001. College coach: University of Louisiana at Monroe 2009-10. Pro coach: Dallas Cowboys 2011-19.

MAURICE LINGUIST

Defensive Backs

Baylor

NFL: 1st Year • Cowboys: 1st Year



Maurice Linguist will make his NFL coaching debut in 2020 with the Dallas Cowboys as one of the club's defensive backs coaches after coaching in the collegiate ranks for the previous 12 years.

A native of Mesquite, Texas, and a Baylor alum, Linguist coached cornerbacks at Texas A&M the previous two seasons. In Dallas, Linguist will reunite with one of his former charges, Dallas' 2019 sixth round pick Donovan Wilson, who played for Linguist while the two were at A&M in 2018.

LINGUIST'S COACHING HISTORY

- 2007.....Baylor, GA/Safeties
- 2008.....Valdosta State, DB/ST
- 2009-11....James Madison, Safeties
- 2012.....Buffalo, DB
- 2013.....Buffalo, DB/Pass. Game Coord.
- 2014.....Iowa State, DB
- 2015.....Iowa State, DB/Pass. Game Coord.
- 2016.....Mississippi State, Safeties
- 2017.....Minnesota, DB
- 2018-19....Texas A&M, CB

In his lone season with the Minnesota Golden Gophers in 2017, Linguist's charges suffered a rash of injuries, forcing him to work in 11 different defensive backs. The Gophers ranked 11th nationally in

passing defense (174.5 yards-per-game) and allowed only 16 passing touchdowns, which tied for 22nd in the FBS.

Linguist arrived at Minnesota after spending one season at Mississippi State, where he coached safeties. In 2016 he coached a quartet of talented players (Brandon Bryant, Kivon Coman, Mark McLaurin and Jamal Peters), who combined for seven of the Bulldogs 14 interceptions.

From 2014-15 Linguist was the defensive passing

game coordinator at Iowa State. In 2015 he mentored freshman cornerback Brian Peavy, who earned honorable mention All-Big 12 honors and was a finalist for Big 12 Defensive Freshman of the Year. In 2014 Linguist's unit picked off 10 passes as he tutored a pair of underclassmen to All-Big 12 recognition. Free safety Kamari Cotton-Moya was named the Big 12's Defensive Freshman of the Year and sophomore cornerback Nigel Tribune was a second-team All-Big 12 selection by the Associated Press. Cotton-Moya, a first-team freshman All-America pick by the FWAA, led the team in tackles.

Linguist was the defensive passing game coordinator at Buffalo from 2012-13. He was a key contributor to Buffalo's 8-5 record, a second-place finish in the MAC East and an appearance in the Famous Idaho Potato Bowl in 2013. The Bulls were solid on defense, especially in the secondary, as they ranked second in the MAC with 15 interceptions. Buffalo was also second in the league in scoring defense (24.4 points-per-game) and total defense (382.8 yards-per-game).

One of Linguist's star players was Najja Johnson, who earned first-team All-MAC honors at cornerback in 2013 after recording 38 career pass breakups - second in school history.

In Linguist's first season at Buffalo (2012), his starting cornerbacks, Johnson and Courtney Lester, ranked first and second in the MAC in interceptions. The Bulls led the MAC in opponent pass completion percentage and ranked second in the conference in pass defense.

Prior to his stint at Buffalo, Linguist spent three years at James Madison, coaching the safeties, and helping the Dukes to an 8-4 regular season record and a second round appearance in the NCAA Football Championship Series Playoffs. In addition, The Sports Network selected the James Madison 2012 recruiting class as the best in the nation (FCS).

Linguist also served as defensive backs and special teams coach at Valdosta State, helping the program to a 9-3 record and a No. 12 ranking in Division II in 2008.

A native of Mesquite, Texas, Linguist began his coaching career at his alma mater, Baylor University, tutoring

strong safeties and rover backs as a graduate assistant in 2007.

As a senior at Baylor, he was the team's defensive most valuable player as a strong safety, an honorable mention All-Big 12 selection and an academic All-Big 12 honoree. He started 24-of-42 career games for the Bears from 2003-06 and was a four-year letterwinner. He earned a bachelor's degree in communications (2006) and a master's degree in health, human performance and recreation (2007) during his tenure at Baylor.

Linguist and his wife, Stacie, have a daughter, Maura.

Maurice Linguist – Born April 1, 1984, Dallas, Texas. College: Safety Baylor 2003-06. No pro playing experience. College coach: Baylor University 2007, Valdosta State 2008, James Madison 2009-11, University of Buffalo 2012-13, Iowa State 2014-15, Mississippi State 2016, University of Minnesota 2017, Texas A&M 2018-19. Pro Coach: Joined the Dallas Cowboys in 2020.

CANNON MATTHEWS

Defensive Quality Control

Ohio University
NFL: 12th Year • Cowboys: 1st Year



Cannon Matthews joins Mike McCarthy's inaugural staff in Dallas as the defensive quality control coach after spending the previous three seasons in the same capacity with the Washington Redskins. Matthews brings 11 years of NFL coaching experience with him.

MATTHEWS' COACHING HISTORY	
2007.....	Cleveland Browns, Coaching Asst.
2008-09....	Buffalo Bills, Def/ST Asst
2010-11....	Buffalo Bills, Offensive Asst
2012.....	Kentucky Christian, RB
2013.....	Cleveland Browns, Def. Intern
2014-15....	Tennessee Titans, QC/Defense
2016.....	Cleveland Browns, Asst. DB
2017-19....	Washington Redskins, QC/Def.

Matthews was named the Redskins defensive quality control coach on February 13, 2017 after serving one year as the assistant defensive backs coach for the Cleveland Browns in 2016.

In Cleveland, Matthews helped guide a unit that recorded all 10 of the team's interceptions that season. The stint was his second with the Browns, including a defensive coaching internship during the 2013 season in which Cleveland jumped from 23rd to ninth in the NFL in total defense.

From 2014-15, Matthews held the defensive quality control role for the Tennessee Titans, assisting with the team's linebackers. In his first season with the Titans in 2014, the team recorded at least one sack by 18 different players, a team record and the most in the NFL. One year later, the Titans finished sixth in the NFL in sacks-per-pass play, seventh in passing yards allowed and eighth in opponent rushing average.

Matthews spent one season as the running backs coach at Kentucky Christian University in 2012, helping the Knights to a 7-4 record and top-25 ranking during the first winning season in school history.

Prior to his time at the collegiate level, Matthews spent one year in Cleveland as an intern in the personnel department (2007) and four years with the Buffalo Bills. He served as a defensive and special teams coaching assistant from 2008-09 before transitioning to the offensive side of the ball for the 2010-11 seasons. He spent one season as a personnel intern with the Arena Football League's Arizona Rattlers in 2008.

A native of Bedford Heights, Ohio, Matthews earned a degree in sport management from Ohio University.

Cannon Matthews – Born June 21, 1985, Bedford Heights, Ohio. College coach: Kentucky Christian 2012. Pro coach: Buffalo Bills 2008-11, Tennessee Titans 2014-15, Cleveland Browns 2016, Washington Redskins 2017-19. Joined the Dallas Cowboys in 2020.

SCOTT McCURLEY

Linebackers

Pittsburgh

NFL: 11th Year • Cowboys: 1st Year



MCCURLEY'S COACHING HISTORY

2003-05 Pittsburgh, GA/Defense
 2006-08 Green Bay Packers, Coach Admin.
 2009-13 Green Bay Packers, OC/Def.
 2014-17 Green Bay Packers, Asst. LB
 2018 Green Bay Packers, Def. Asst.

Scott McCurley was hired by the Dallas Cowboys for the 2020 season under new Head Coach Mike McCarthy as the team's linebackers coach.

McCurley previously spent 13 seasons with the Green Bay Packers as a defensive assistant (2018), assistant linebackers coach (2014-17), defensive quality control (2009-13) and in coaching administration (2006-08). He spent the 2019 season out of football.

As a defensive assistant in 2018, the Packers unit produced 44.0 sacks to tie for eighth in the NFL and the most since the 2013 team also recorded 44.0 quarterback takedowns. Additionally, linebacker Blake Martinez produced his second consecutive 100-tackle season with a team-high 147 stops to become the first Packer to lead the team in tackles in consecutive seasons since A.J. Hawk (2012-13).

As Green Bay's assistant linebackers coach (2014-17), McCurley worked in support of Associate Head Coach/Linebackers Winston Moss to oversee the direction and preparation of all linebackers with an emphasis on the inside linebackers. In 2017 second-year linebacker Martinez led the team with 158 tackles - eighth in team history - and 12 tackles for a loss. In 2015 McCurley helped Moss utilize the

versatility of Clay Matthews in a switch to middle linebacker, as he started all 16 games for the first time in his career and made his sixth Pro Bowl with a career-high 85 tackles along with 6.5 sacks, both second on the team.

During his time as quality control coach, McCurley spent different seasons assisting with various positions throughout the defense.

McCurley broke into the NFL as a coaching admin with the Packers from 2006-08.

Before coming to Green Bay, McCurley enjoyed a lengthy playing and coaching career at the University of Pittsburgh. Initially a walk-on athlete who red-shirted his first year, he earned a scholarship after his freshman season, lettered all four years at linebacker (1999-2002) and earned a spot on the 1999 Big East All-Academic team. Following graduation in 2003 with a bachelor's degree in movement science with a coaching minor, McCurley remained with the program as a defensive graduate assistant where the 2004 team he coached won the Big East championship and a spot in the Fiesta Bowl.

Born in New Castle, Pa., McCurley attended Mohawk High School in Bessemer, Pa., where he earned all-conference honors his junior and senior years, playing linebacker and offensive line, while also playing basketball.

McCurley and his wife, Colleen, have two sons, Quentin and Deacon.

Scott McCurley – Born August 1, 1980, New Castle, Pa. College: Linebacker Pittsburgh 1999-02. Pro: No pro playing experience. College coach: Pittsburgh University 2003-05. Pro coach: Green Bay Packers 2009-18. Joined the Dallas Cowboys in 2020.

KELLEN MOORE

Offensive Coordinator

Boise State

NFL: 3rd Year • Cowboys: 3rd Year



MOORE'S COACHING HISTORY

2018 Dallas Cowboys, QB
 2019 Dallas Cowboys, OC

Kellen Moore enters into his second season as the team's offensive coordinator, third

overall as a coach in Dallas.

In his first year at the helm of the Cowboys offense (2019), Moore presided over the NFL's top-ranked offensive attack (431.5 yards-per-game),

the second-rated passing offense (296.9) and fifth-ranked running game (134.6). His offense guided the ascension of Dak Prescott to finish second in the league in passing and set career-highs in passing yards (4,902 - second in team history), completions (388 - second), attempts (596) and passing touchdowns (30), while becoming only the second Cowboys passer to reach 4,000 yards and 30 touchdowns in a single season. The offense also featured

Ezekiel Elliott, who was fourth in the NFL in rushing with 1,357 yards and 12 touchdowns but second with 1,777 scrimmage yards. Amari Cooper also had a breakout campaign under Moore's tutelage, as he led the team and set career-highs with 1,189 yards and eight touchdowns on 79 receptions (second in his career).

In total, Moore's offense produced five Pro Bowlers with three offensive linemen - Travis Frederick, Zack Martin and Tyron Smith - running back Elliott and wide receiver Cooper.

Moore began his coaching career with the Dallas Cowboys in 2018 after six years as an NFL quarterback, the last three in Dallas.

After spending his first year in coaching as the quarterbacks coach, the Cowboys promoted Moore to offensive coordinator for the 2019 season, building on a foundation between him and Prescott that paid immediate dividends in 2018.

In his first season in the coaching ranks, Moore's work with Prescott allowed him to establish then career-bests in passing yards (3,885), attempts (526) and completions (356). Prescott, who was named to his second career Pro Bowl, helped lead Dallas to an NFC East Division Crown - the second in three years.

Moore had a six-year playing career, originally signing with the Detroit Lions as a rookie free agent

following the 2012 NFL Draft. He spent three seasons with the Lions before landing in Dallas for three years (2015-17). He played in the first three games of his career with two starts in 2015, and in 2016, after breaking his leg in training camp, he remained active in daily preparations, working closely with then rookie Prescott, who led the team on an 11-game win streak and a franchise-record tying 13-3 finish.

Moore left Boise State as one of the most prolific passers in NCAA history, finishing his collegiate career with a 50-3 record - the most wins by a quarterback in NCAA history. When he left, his final passing numbers ranked in the top-10 in all major passing categories: second in touchdown passes (142), third in completion percentage (69.8), fifth in pass efficiency rating (169.0), sixth in passing yards (14,667) and tied for 10th in completions (1,157).

With Moore under center from 2008-11, Boise State claimed four consecutive 12-win seasons, including the school's first 14-0 record in school history. Additionally, the offense finished in the top-five in scoring in each of Moore's final three seasons, including a first place finish in 2009 and a second place rank in 2010.

He and his wife, Julie, have two daughters, Halle and Madelyn, and a son, Kyler.

Kellen Moore – Born July 5, 1988, Prosser, Wash. Quarterback Boise State 2007-11. Pro: Quarterback Detroit Lions 2012-14, Dallas Cowboys 2015-17. Pro coach: Dallas Cowboys 2018-19.

HAROLD NASH JR.

Assistant Strength and Conditioning

Louisiana-Lafayette
NFL: 16th Year • Cowboys: 1st Year



Harold Nash is in his first season with the Cowboys after two previous stints in the NFL with the Detroit Lions and the New England Patriots.

In 2019 Nash served as the football performance coordinator for Detroit after working as the Lions head strength & conditioning coach his first three seasons with the team (2016-18).

Nash coordinated the Lions performance program, including a comprehensive on-and-off-the-field workout plan which helped revamp the team's approach to player health and fitness to help maximize player performance and body recovery.

Prior to joining the Lions in 2016, he spent the previous 11 seasons (2005-15) working with the New England Patriots, where he began as the team's assistant strength and conditioning coach (2005-10) before being promoted to head strength and condi-

tioning coach in 2011. While with New England, Nash implemented the Patriots year-round conditioning program and also served as the team's player development director from 2005-10.

A former defensive back, Nash enjoyed an 11-year career in the Canadian Football League (1994-2004), including stints with the Shreveport Pirates (1994-95), Montreal Alouettes (1996-99), Winnipeg Blue Bombers (1999-2003) and Edmonton Eskimos (2004). He earned CFL All-Star recognition in 1997, 2000 and 2001.

Nash attended the University of Southwestern Louisiana (now Louisiana-Lafayette) and joined the football team as a walk-on, where he played defensive back for four seasons. Following his collegiate career, he signed with the New York Giants as an undrafted free agent and was a member of the team's training camp in 1993. He graduated from Southwestern Louisiana with a Bachelor of Science in Humanities.

A native of New Orleans, La., Nash and his wife, Dwan, have a son, Harold Nash III.

Harold Nash Jr. – Born May 5, 1970, New Orleans, La. Defensive Back Louisiana-Lafayette 1989-92. Pro: Defensive Back New York Giants 1993, Shreveport Pirates (CFL) 1994-95, Montreal Alouettes (CFL) 1996-99, Winnipeg Blue Bombers (CFL) 1999-03, Edmonton Eskimos (CFL) 2004. Pro coach: New England Patriots 2005-15, Detroit Lions 2016-19. Joined the Dallas Cowboys in 2020.

MIKE NOLAN

Defensive Coordinator

Oregon

NFL: 33rd Year • Cowboys: 1st Year



NOLAN'S COACHING HISTORY

1981.....	Oregon, GA
1982-83 ...	Stanford, LB
1984-85 ...	Rice, LB/DB
1986.....	Louisiana State, LB
1987-92 ...	Denver Broncos, LB
1993-96 ...	New York Giants, DC
1997-99 ...	Washington Redskins, DC
2000.....	New York Jets, DC
2001.....	Baltimore Ravens, WR
2002-04 ...	Baltimore Ravens, DC
2005-08 ...	San Francisco 49ers, HC
2009.....	Denver Broncos, DC
2010-11 ...	Miami Dolphins, DC
2012-14 ...	Atlanta Falcons, DC
2015.....	San Diego Chargers, LB
2017-19 ...	New Orleans Saints, LB

Mike Nolan was named the Dallas Cowboys defensive coordinator for 2020 after serving the previous three seasons as linebackers coach for the New Orleans Saints. Nolan, a 38-year coaching veteran who will be entering his 33rd season in the NFL, has 17 seasons as a defensive coordinator under his belt.

Nolan reunites with McCarthy in Dallas, who he hired as his offensive coordinator in 2005 when Nolan was the San Francisco 49ers head coach.

Nolan's father, Dick, was a former NFL safety who twice coached with Tom Landry in Dallas from 1962-67 (defensive coordinator), 1982-90 (receivers, 1982-85 and defensive backs 1986-90).

Nolan played a significant role in helping the Saints linebackers become a strength of the defense. Nolan's group helped the Saints defense finish fourth in the NFL in opponent rushing yards-per-game (91.3) in 2019 and second in the league in 2018 (80.2).

The 2018 season saw Demario Davis, an unrestricted free agent acquisition, enjoy a breakout season, posting a club-best 110 tackles, 5.0 sacks, two forced fumbles and one fumble recovery. In the postseason, Davis led the Saints with 22 more stops and an interception. Alex Anzalone progressed in his second season with 59 tackles, two sacks, one pick and three forced fumbles.

In 2017, Nolan's first year in New Orleans, the Saints fought through injuries to the defense. Third round draft pick Anzalone was a Week One starter and made 16 tackles, one sack and one pass defended before suffering a season-ending shoulder injury in Week Four. A.J. Klein started 12 games, recording 54 stops, 2.0 sacks, five passes defended and one forced fumble. Craig Robertson returned to the starting lineup after Anzalone's injury, playing in all 16 games and leading the linebackers with 77 tackles, two sacks, two interceptions, six passes defended, one forced fumble and one fumble recovery. Manti Te'o played in all 16 games and finished with 61 stops, three passes defended and one fumble recovery.

Nolan served as linebackers coach of the Chargers in 2015 and garnered impressive performances from a trio of young players at his position group. Te'o led the team with 107 tackles, while rookie Denzel Perryman ranked second on the club with 95 stops, despite starting only nine contests. On the outside, Melvin Ingram led the team and tied for 12th in the NFL with 10.5 sacks.

Nolan served as defensive coordinator for the Atlanta Falcons (2012-14), Miami Dolphins (2010-11), Denver Broncos (2009), Baltimore Ravens (2002-04), New York Jets (2000), Washington Redskins (1997-99) and New

York Giants (1993-96). In 17 seasons, the defenses that Nolan led finished in the top-10 in scoring defense eight times. In 2012 the Falcons finished fifth in the NFL in opponent points-per-game (18.7), red zone touchdown percentage (46.1 pct.), takeaways (31) and interceptions (20), as they earned the NFC's top seed in the playoffs and advanced to the NFC Championship game.

During his two-season stint in Miami, the Dolphins tied for second in the NFL in opponent red zone touchdown percentage, ranked sixth in opponent net yards-per-game, seventh in run defense and eighth in pass defense in 2010. They finished third against the run, sixth in opponent points-per-game and opponent red zone touchdown percentage, seventh in third down defense and 10th in sacks in 2011.

In 2009 the Denver Broncos improved in opponent yards-per-game to seventh overall, including third in pass defense, after ranking 29th in total defense in 2008.

From 2005-08, Nolan served as head coach in San Francisco, following in the footsteps of his father, who coached the 49ers for eight seasons (1968-75) prior to his four-year Saints tenure. The 49ers were one of the NFL's most consistent teams in stopping the run during Nolan's tenure, ranking fourth in the league in opponent yards-per-carry (3.9) during that period. In 2007 the 49ers selected linebacker Patrick Willis with the 11th pick in the draft, who would be selected as the AP Defensive Rookie of the Year and as an first-team All-Pro, the squad's only rookie. Willis became the first defensive rookie from the 49ers to make the Pro Bowl since Ronnie Lott (1981), finishing with 226 tackles (143 solo), 4.0 sacks, two forced fumbles and a fumble recovery.

Nolan earned the 49ers head job after four years with Baltimore, which included three seasons (2002-04) as their coordinator. In 2002 he coached one of the NFL's youngest defenses, yet the Ravens recorded a team-record and AFC-leading 25 interceptions. Over the course of three seasons as defensive coordinator, the Ravens tied NFL lead in takeaways (106), and ranked fifth in points-per-game (18.8). Five defenders earned a total of nine trips to the Pro Bowl, and Nolan instructed back-to-back AP NFL Defensive Players of the Year in Ray Lewis (2003) and Ed Reed (2004), both of whom are in the Pro Football Hall of Fame. Nolan became a defensive coordinator for the first time in his career in 1993 with the N.Y. Giants after serving as both the linebackers coach and special teams coordinator with the Broncos from 1987-92, a time during which Denver participated in two Super Bowls (XXII and XXIV). The Giants defense allowed a league-low 12.3 points-per-game in his first season.

Nolan was a three-year starter at safety at Oregon, after initially enrolling and joining the team as a walk-on. After beginning his coaching career at his alma mater in 1981, he then tutored linebackers and defensive backs at Stanford (1982-83) and Rice (1984-85), before coaching linebackers at Louisiana State University in 1986 prior to entering the NFL coaching ranks with Denver.

Nolan and his wife, Kathy, have two daughters, Laura and Jennifer, two sons, Michael and Christopher, and five grand children.

Mike Nolan — Born March 7, 1959, Baltimore, Md. Safety Oregon 1978-80. Pro: No pro playing experience. College coach: Oregon 1981, Stanford 1982-83, Rice 1984-85, LSU 1986. Pro coach: Denver Broncos 1987-92, New York Giants 1993-96, Washington Redskins 1997-99, New York Jets 2000, Baltimore Ravens 2001-04, San Francisco 49ers 2005-08, Denver Broncos 2009, Miami Dolphins 2010-11, Atlanta Falcons 2012-14, San Diego Chargers 2015, New Orleans Saints 2017-2019. Joined the Dallas Cowboys in 2020.

DOUG NUSSMEIER

Quarterbacks

Idaho

NFL: 5th Year • Cowboys: 3rd Year



NUSSMEIER'S COACHING HISTORY

2001..... British Columbia, QB
 2002..... Ottawa, QB
 2003-05..... Michigan State, QB
 2006-07.... St. Louis Rams, QB
 2008..... Fresno State, OC
 2009-11.... Washington, OC/QB
 2012-13.... Alabama, OC
 2014..... Michigan, OC/QB
 2015-17.... Florida, OC/QB
 2018-19.... Dallas Cowboys, TE

After coaching tight ends for the previous two seasons, Doug Nussmeier will shift to coach the team's quarterbacks in 2020. Nussmeier joined the Cowboys in 2018 after spending 13 of the previous 15 seasons coaching collegiately, including 10 as an of-

fensive coordinator.

By moving onto quarterbacks in 2020, Nussmeier will help build off of the continued rise of fifth-year starter Dak Prescott while also working with seasoned veteran Andy Dalton and a pair of young players in Clayton Thorson and Ben DiNucci. Prescott's 2019 campaign featured setting numerous career-highs and saw him finish second in the NFL in passing (4,902 yards) while also becoming only the second Cowboys quarterback to reach 4,000 yards and 30 touchdowns in a single season.

The 2019 season saw the return of Jason Witten, and under Nussmeier's tutelage, the one-year hiatus proved to not be a speed bump for the franchise's all-time receiving leader as he recorded his 15th career 60-plus catch season (63 - third on the team) to tie for the second-most such seasons among NFL tight ends - fourth overall - along with 529 receiving yards (fourth) and four touchdowns (third). Nussmeier also continued the development of young tight ends Blake Jarwin (31 receptions for 365 yards and three touchdowns) and Dalton Schultz (one reception for six yards).

With the then retirement of Witten, Nussmeier was tasked with bringing up a youthful group of tight ends in 2018. The offense featured four tight ends that season, led by the emergence of former undrafted free agent Jarwin, who led the group with 27 catches for 307 yards and three touchdowns. Also contributing to the cause were veteran Geoff Swaim (26 receptions for 242 yards and one touchdown), rookie Schultz (12 receptions for 116 yards) and Rico Gathers (three receptions for 45 yards).

In his 13 years coaching in the NCAA, Nussmeier worked with eight different players that were drafted in the first or second round.

Nussmeier was at Florida for three years (2015-17), as the school's offensive coordinator/quarterbacks.

Prior to landing with the Gators, Nussmeier was the offensive coordinator/quarterbacks at Michigan for one season (2014).

From 2012-13 Nussmeier was on Nick Saban's staff at Alabama that took home the 2012 BCS National Championship, followed by a loss in the 2013 Sugar Bowl. With Nussmeier coordinating the Tide's offense, the school reached 3,000 rushing and passing yards in a single season for the first time (2012), and A.J. McCarron threw for 5,996 yards and 58 touchdowns to just 10 interceptions in the two-year span.

In 2009 Nussmeier was the Washington Huskies offensive coordinator/quarterbacks, a position he held for three seasons. The Huskies offense improved each of his three seasons running the offense, including a 2011 campaign that saw 57 touchdowns and 431 points - both second in school history.

Nussmeier arrived in Washington after serving one season as the offensive coordinator/quarterbacks at Fresno State.

His first stint in the NFL was with the St. Louis Rams (2006-07) as the quarterbacks coach under Mike Martz. In 2006 Marc Bulger earned his second Pro Bowl after passing for a career-high 4,301 yards with 24 touchdowns against just eight picks.

For two seasons (2003-05) Nussmeier was the quarterbacks coach at Michigan State, where Drew Stanton set a school record with 3,415 passing yards (2005). He broke the record of another Nussmeier charge, Jeff Smoker, who also set MSU records for completions, attempts and passing touchdowns, all in 2003.

Nussmeier broke into coaching in the Canadian Football League, premiering in 2001 with the British Columbia Lions, and landing with the Ottawa Renegades in 2002. He coached quarterbacks at both CFL stops.

Nussmeier was drafted in the fourth round (116th overall) of the 1994 NFL Draft by the New Orleans Saints. He played with the Saints for four seasons (1994-97) and one with the Indianapolis Colts (1998) before heading to British Columbia in 2000 and capturing the Grey Cup Championship.

While playing at Idaho, Nussmeier threw for 10,824 yards and won the Walter Payton Award in 1993. He was the Big Sky Offensive Player of the Year in 1992 and was inducted into the Idaho Athletic Hall of Fame in 2008.

Nussmeier and his wife, Christi, have two sons, Garrett and Colton, and one daughter, Ashlynn.

Doug Nussmeier – Born December 11, 1970, Oswego, Ore. Quarterback Idaho 1990-93. Pro: Quarterback New Orleans Saints 1994-97, Indianapolis Colts 1998, British Columbia Lions (CFL) 2000. College coach: Michigan State 2003-05, Fresno State 2008, Washington 2009-11, Alabama 2012-13, Michigan 2014, Florida 2015-17. Pro coach: British Columbia Lions (CFL) 2001, Ottawa Renegades (CFL) 2002, St. Louis Rams 2006-07, Dallas Cowboys 2018-19.

MARKUS PAUL

Strength and Conditioning Coordinator

Syracuse
NFL: 23rd Year • Cowboys: 3rd Year



Markus Paul joined the Dallas Cowboys strength staff in 2018, and in 2020, he was promoted as the strength and conditioning coordinator to lead that group under new Head Coach Mike McCarthy.

PAUL'S COACHING HISTORY

- 1998-99 New Orleans Saints, Asst. S&C
- 2000-04 New England Patriots, Asst. S&C
- 2005 N.Y. Jets, Dir. Physical Develop.
- 2006 N.Y. Jets Head S&C
- 2007-17 N.Y. Giants, Asst S&C
- 2018-19 Dallas Cowboys, S&C

Paul previously worked under former Cowboys strength and conditioning coordinator Mike Woicik three times - first in New Orleans (1998-99), then in New England (2000-04), where he won three championships, and most recently the last two seasons (2018-19) in Dallas.

Paul assisted in training a Dallas offense that was able to engineer long drives throughout the season, as the team ranked second in the NFL in drives of 10-or-more plays in 2019 with 36.

In his previous stops, Paul played a key role in five Super Bowl championship teams with the N.Y. Giants (XLII and XLVI) and New England (XXXVI, XXXVIII and XXXIX). He was the N.Y. Giants assistant strength and conditioning coach for 11 seasons (2007-17).

Prior to joining the Giants, Paul was with the N.Y. Jets for two years. In 2005 he was the director of physical development and was named head strength and conditioning coach in 2006.

Paul was selected by the Chicago Bears in the fourth round (95th overall) of the 1989 NFL Draft and made 15 starts in 71 career games in five NFL seasons with the Bears (1989-93) and Tampa Bay Buccaneers (1993). In four collegiate seasons at Syracuse, Paul was a team captain, two-time All-American defensive back, member of the All-Century team and owns the school record for the most career interceptions with 19.

Markus Paul – Born April 1, 1966, Orlando, Fla. Defensive back Syracuse 1985-88. Pro: Safety Chicago Bears 1989-93, Tampa Bay Buccaneers 1993. Pro Coach: New Orleans Saints 1998-99, New England Patriots 2000-04, New York Jets 2005-06, New York Giants 2007-2017, Dallas Cowboys 2018-19.

SKIP PEETE

Running Backs

Kansas
NFL: 22nd Year • Cowboys: 6th Year



PEETE'S COACHING HISTORY

- 1988-90 Pittsburgh, WR
- 1991-92 Pittsburgh, RB
- 1993-94 Michigan State, WR
- 1995 Rutgers, WR
- 1996-97 UCLA, RB
- 1998-06 Oakland Raiders, RB
- 2007-12 Dallas Cowboys, RB
- 2013-14 Chicago Bears, RB
- 2016-19 Los Angeles Rams, RB

Peete has tutored running backs for the last 24 years.

Prior to returning to Dallas, Peete served a four-year tenure with the Los Angeles Rams. While in Los

Angeles, Peete's group was led by Todd Gurley II, who racked up 4,298 yards and 48 touchdowns on 1,036 carries (4.1 avg) under Peete's tutelage. From Peete's arrival in Los Angeles through 2019, Gurley's 48 rushing touchdowns led the NFL (Ezekiel Elliott was second with 40), and his 4,298 yards were second - behind Elliott's 5,405.

In 2019 Gurley tied Elliott for fifth with 12 rushing touchdowns, and he led the NFL in touchdowns (21) and points scored among non-kickers (132) for the second consecutive year in 2018. His 17 rushing touchdowns were a career-high and the second-most single-season rushing scores in franchise history.

During the 2017 campaign, Peete worked directly with Gurley, who was a MVP candidate and brought home Associated Press Offensive Player of the Year accolades after a career-year in his third NFL season. Gurley became the first Ram to win the award since Marshall Faulk in 2001.

In 2017 Gurley led the league in scrimmage yards (2,093), in addition to finishing second in rushing yards (1,305). The former Georgia Bulldog was among the best receiving backs in the NFL, finishing second in the league in receiving yards by a running back (788) and posting the best reception average among running backs (12.3). On the season, Gurley averaged 6.1 yards-per-touch.

Prior to his arrival in Los Angeles, Peete spent two seasons as the running backs coach for the Chicago Bears. In his two years with the Bears (2013-14), Matt Forte led the NFL in yards from scrimmage (3,779) and was fourth in the league in rushing yards (2,377). Forte's 22 total touchdowns during those two seasons ranked 10th in the NFL. Peete also worked with Forte in his receiving game, as his 176 receptions during those two seasons were eighth in the NFL overall and top amongst running backs.

In 2014 Peete helped Forte set an NFL single-season record for receptions by a running back (102). Under Peete's tutelage, Forte added 1,038 rushing yards in 2014 to become one-of-two players in NFL history with 1,000 rushing yards and 100 receptions in a single season (LaDainian Tomlinson, Chargers, 2003).

In 2013 with the aid of Peete's coaching, Forte was named to his second career Pro Bowl after finishing second in the NFL with 1,339 rushing yards and third with 1,933 yards from scrimmage. Both were career-bests, ranking ninth and fifth, respectively, in single-season franchise history. With Peete's guidance, Forte added a career-best nine rushing touchdowns in 2013, which tied for sixth in the NFL, and his 12 overall touchdowns tied a career-high.

Peete joined the Bears after a six-year stint as running backs coach with the Cowboys (2007-12). During his tenure in Dallas, the Cowboys rushing attack set a franchise single-season record in 2009 with a 4.8 yard-per-carry average (2,103 yards on 436 attempts), which ranked second in the NFL that season. Dallas' 131.4 rushing yards-per-game were seventh in the league in 2009. His 2011 squad finished with the ninth-highest rushing average in franchise history at 4.4 yards-per-attempt (1,807 yards on 408 carries).

In 2009, under Peete's guidance, Felix Jones established a single-season franchise mark, averaging 5.9 yards-per-carry (685 yards on 116 attempts). His rushing average led the league in 2009, and at the time, was 10th in NFL single-season annals among running backs since the 1970 merger. DeMarco Murray's 5.5 rushing average (897 yards on 164 attempts) in 2011 was third in single-season franchise history and third in the NFL that season (second amongst running backs). It was the seventh-highest rushing average by a rookie since 1970 and fifth-highest during that time among rookie running backs.

In his first season with the club in 2007, Peete helped Marion Barber earn his first career Pro Bowl nod as Barber rushed for a career-high 975 yards to go along with 10 touchdowns.

Prior to his time in Dallas, Peete spent nine seasons (1998-2006) coaching running backs with the Oakland Raiders. During that time, Peete directed Tyrone Wheatley (1,046 in 2000) and LaMont Jordan (1,025 in 2005) to career-highs in rushing yards.

The 1,000-yard seasons were two-of-14 such occurrences in franchise history and ranked 10th and 11th, respectively in Raiders annals. Oakland led the league in rushing in 2000, averaging 154.4 yards-per-game, ninth in franchise history.

During the Raiders 2002 AFC Championship season, Charlie Garner had 941 receiving yards on 91 receptions - then fourth and fifth all-time in NFL single-season history among running backs.

Before coming to the NFL, Peete spent 10 seasons (1988-97) in the collegiate coaching ranks. He began his career at the University of Pittsburgh as a graduate assistant in 1988 - with Mike McCarthy - before coaching wide receivers for two seasons. He was the Panthers running backs coach for his final two seasons at Pittsburgh, coaching future NFL Hall of Famer Curtis Martin.

Peete went on to coach wide receivers at Michigan State (1993-94) and Rutgers (1995) before coaching the running backs at UCLA for two seasons (1996-97).

Collegiate, Peete played two seasons at Arizona (1981-82) before transferring to Kansas. During his time at Kansas, Peete was an All-Big Eight wide receiver (1984) and was voted team captain in his senior year of 1985. He played wide receiver and special teams for one season in the NFL with the New York Jets.

Peete's father, Willie, was a longtime college and NFL coach. His brother, Rodney, is a former NFL quarterback, who played 16 seasons. A Phoenix native, Peete and his wife, Rebeca, have twins, a son, Reeco and a daughter, Gisele.

Skip Peete – Born January 30, 1963, Phoenix, Ariz. College: Wide receiver University of Arizona 1981-82, University of Kansas 1984-85. Pro: Wide receiver New York Jets 1987. College coach: University of Pittsburgh 1988-92, Michigan State 1993-94, Rutgers University 1995, UCLA 1996-97. Pro coach: Oakland Raiders 1998-2006, Dallas Cowboys 2007-12, Chicago Bears 2013-14, Los Angeles Rams 2016-19. Re-joined the Dallas Cowboys in 2020.

JOE PHILBIN

Offensive Line

Washington & Jefferson
NFL: 17th Year • Cowboys: 1st Year



PHILBIN'S COACHING HISTORY

1984-85....	Tulane, GA
1986-87....	Worcester Tech, Offensive Line
1988-89....	Merchant Marine Academy, OL
1990-93....	Allegheny, OC/OL
1994.....	Ohio, OL
1995-96....	Northeastern, OC/OL
1997-98....	Harvard, OC/OL
1999-02....	Iowa, OL
2003.....	Green Bay Packers, Asst. OL
2004-05....	Green Bay Packers, TE/Asst. OL
2006.....	Green Bay Packers, OL
2007-11....	Green Bay Packers, OC
2012-15....	Miami Dolphins, HC
2016-17....	Indianapolis Colts, Asst. HC/OL
2018.....	Green Bay Packers, OC

Joe Philbin brings almost 20 years of NFL coaching experience with him to the Cowboys as he joins Mike McCarthy's staff to coach a talented and decorated offensive line group.

Philbin served as McCarthy's offensive coordinator in Green Bay during two different stints, first from 2007-11 and then again in

2018. He rejoined the Packers after two seasons as the assistant head coach/offensive line for the Indianapolis Colts from (2016-17) and four seasons as the head coach of the Miami Dolphins (2012-15).

In Philbin's return to Green Bay in 2018, Aaron Rodgers put together one of the most efficient seasons by a quarterback in team history, surpassing 4,000 yards (4,442) and throwing 25 touchdowns against two interceptions - a TD/INT ratio of 12.5, the best single-season mark in Packers history (fourth in NFL history).

Philbin originally joined the Packers on Feb. 10, 2003 as assistant offensive line coach, he spent 2004-05 as tight ends/assistant offensive line coach, 2006 as offensive line coach, then he was promoted to offensive coordinator in January 2007.

In two seasons with Indianapolis, Philbin directed an offensive line that helped the Colts turn the ball over just 37 times, tied for seventh in the league from 2016-17. That included only 15 giveaways in 2017 (tied for fourth in the NFL), the second-best mark by the Colts in franchise history. The line cleared the way for Frank Gore, who ranked ninth in the league with 1,986 rushing yards in 2016-17. In 2016 Gore (1,025 yards) became the first NFL running back to eclipse the 1,000-yard rushing mark at the age of 33-or-older since Redskins running back John Riggins in 1984.

The 2016 season also had Philbin overseeing the development of a line that utilized seven different starting combinations and led the league with 34 rookie starts. Indianapolis was the only team in the NFL to start four different rookies along the offensive line with center Ryan Kelly (16 starts) and tackle Joe Haeg (14) leading the way. Kelly was one-of-11 rookies in the NFL to start all 16 games, and Haeg became the first rookie in the league to start at three positions on the line since Saints lineman Kyle Turley in 1998. The offensive line provided protection for Andrew Luck as he finished in the top-10 in the NFL in passing yards (eighth, 4,240), passing

touchdowns (fifth, 31) and passer rating (ninth, 96.4).

As head coach of the Dolphins, Philbin helped Miami increase its win total in 2012 and 2013, one of only four teams in the NFL to improve its record in both of those seasons.

In 2014 Philbin helped Ryan Tannehill (4,045) and Lamar Miller (1,099) become the first duo in team history to throw for 4,000 yards and rush for 1,000 yards in the same season. In 2013 Miami ranked eighth in the NFL in scoring defense (20.9 points-per-game) and fifth in opponent passer rating (77.3). In his first season as head coach in 2012, Philbin guided Tannehill to set franchise rookie records in several categories and became the first quarterback in team history to start every game in his first season in the league.

As Green Bay's offensive coordinator from 2007-11, Philbin directed a unit that ranked third in the NFL over that span in points-per-game (28.3), touchdowns (267), passing touchdowns (170) and net yards-per-game (372.8). During that five-year stretch, the Packers ranked in the top-10 in the league in total yards and total points each season, one of only two teams in the league (New England) to do so, and ranked second in the NFL in fewest giveaways with 97. Three of the top-six scoring seasons (2007, 2009, 2011) and three of the top-seven yardage totals (2007, 2009, 2011) in team history came during Philbin's time as offensive coordinator.

Philbin came to Green Bay after 19 seasons coaching on the college level, including four as offensive line coach at the University of Iowa (1999-2002). Under his guidance, the Hawkeyes fielded one of college football's finest offensive lines in 2002, helping the team finish second in the Big Ten in rushing (214.2 yards-per-game). Eric Steinbach, Robert Gallery and Bruce Nelson earned three of the five first-team All-Big Ten lineman spots, while Steinbach earned consensus All-America honors. Over the next two years, all three were selected in the first two rounds of the NFL Draft.

Prior to Iowa, Philbin served as offensive coordinator and offensive line coach at Harvard (1997-98).

Earlier, Philbin was the offensive line coach at Ohio University (1994) and then the offensive coordinator and offensive line coach at Northeastern University (1995-96). He also spent four seasons (1990-93) at Allegheny College, where the Gators earned three post-season berths in four years, including two undefeated regular seasons and an NCAA Division III national championship in 1990.

Philbin is a 1984 graduate of Washington & Jefferson College (Pa.), where he played tight end (1980). He also possesses a master's degree in education from Tulane University (1986). Philbin and his wife, Diane, have six children: Matthew, John, Kevin, Tim, Colleen and a deceased son, Michael.


Joe Philbin – Born July 2, 1961, Springfield, Mass. College: Tight end Washington & Jefferson (PA) 1980. Pro: No pro playing experience. College coach: Tulane 1984-85, Worcester Tech 1986-87, U.S. Merchant Marine Academy 1988-89, Allegheny College 1990-93, Ohio 1994, Northeastern 1995-96, Harvard 1997-98, 1999-2002. Pro coach: Green Bay Packers 2003-11. Miami Dolphins 2012-15, Indianapolis Colts 2016-17, Green Bay Packers 2018. Joined the Dallas Cowboys in 2020.

JUSTIN RUDD

Video/Analytics

Massachusetts

NFL: 2nd Year • Cowboys: 1st Year



Justin Rudd joins the Dallas Cowboys in 2020 and will be working in video/analytics with the coaching staff. In his role, Rudd will work closely with coaches and the video department to provide analysis and reports on upcoming opponents using practice and game film to build the analytics used to enhance practices and games. He will also assist with several logistical efforts surrounding the team.

Prior to arriving in Dallas, Rudd had two stints with DVSport, Inc. (2006-11 and 2012-19), first serving as operations/senior account manager then as vice president of sales & marketing. Rudd held a hybrid role at DVSport, not only managing sales but working closely with coaching staffs and administrators across the NFL, CFL and NCAA in building reports, data, analytics and technology projects to bridge the gap between analytics and coaching.

Rudd spent 2011-12 as the key accounts manager for sports for Digitiz, Inc, an emerging audio/video systems design and integration company. Throughout that

year Rudd led custom technology upgrades for teams across the NFL and NCAA.

Rudd spent four years (2003-06) at Rutgers working as a video coordinator/network administrator under Greg Schiano where he supervised, developed and trained a 13-person team, overseeing video operations for the Rutgers University football program.

In 2002 Rudd worked as a quality control coach and video assistant at the University of Pittsburgh.

After graduating from UMass in 2001, Rudd spent time as a quality control coach/video assistant with the Carolina Panthers and the Scottish Claymores of NFL Europe. With the Claymores, Rudd worked with Cowboys Defensive Line Coach Jim Tomsula.

Rudd graduated with a bachelor's degree in sport management and minors in political science and Italian. In his time at UMass, Rudd worked closely with the school's football program and within the sports broadcasting department. Rudd and his wife, Amanda, have a daughter, Laurel, and a son, Joseph.

ERIC SIMONELLI

Quality Control/Analytics

Wesleyan

NFL: 1st Year • Cowboys: 1st Year



Eric Simonelli joined the Dallas Cowboys in 2019 as a football research assistant, and in 2020, he will be one of the club's quality control analysts, concentrating on special teams. Simonelli's responsibilities include working with the special teams units and helping the special teams staff identify league, opponent and self-scout tendencies. He will also be assisting the head coach with game management decisions.

Before landing in Dallas, Simonelli was a student

assistant coach while attending Wesleyan University.

He spent time working with the school's wide receivers (2017) and defensive line (2018) while also creating statistical reports to evaluate team efficiencies. He was also charged with working the school's football recruiting camps, scouting prospective student-athletes and updating the database used for recruit profiles.

Simonelli graduated from Wesleyan with a degree in economics and a minor in data analysis.

KENDALL SMITH

Assistant Strength and Conditioning

Florida State
NFL: 8th Year • Cowboys: 8th Year



SMITH'S COACHING HISTORY

2013-19....Dallas Cowboys, Asst. S&C

Kendall Smith enters his eighth season as an assistant strength and conditioning coach with the Dallas Cowboys. He will continue to work closely with the entire roster to ensure players are in peak physical condition.

With Smith's assistance over the past four seasons, conditioning has played a key role in quarterback Dak Prescott's success late in games as he has manufactured the most game-winning drives (14) in the NFL since he entered the league in 2016.

Smith previously spent two seasons training athletes to prepare for the NFL Combine at the World Wide Sports Center in Orlando, Fla., under Tom Shaw. Prior to working with athletes, Smith himself trained at the facility for two years after a four-year career as a linebacker at Florida State (2007-10).

In his time at FSU, Smith played in all 53 games with starts in each of his final 27 games.


Smith came out of South Sumter High School in Bushnell, Fla., and was a PrepStar All-American and four-star prospect as the 45th-ranked player in the nation by Rivals.com.

Kendall Smith – Born December 3, 1987, Bushnell, Fla. Linebacker Florida State 2007-2010. Pro: No pro playing experience. Pro coach: Dallas Cowboys 2013-19.

SCOTT TOLZIEN (TOLL-ZEEN)

Offensive Assistant

Wisconsin
NFL: 1st Year • Cowboys: 1st Year



Joining Mike McCarthy's staff as an offensive assistant is former NFL quarterback Scott Tolzien. Tolzien, who played for McCarthy while both were in Green Bay (2013-16), also played on teams coached by current Cowboys Defensive Line Coach Jim Tomsula (San Francisco, 2011-12) and Offensive Line Coach Joe Philbin (Indianapolis, 2016-17).

Tolzien begins the second phase of his football career in coaching after a brief introduction to off-field tasks in 2019 as he served as an analyst scouting opponents at his alma mater, Wisconsin.

Tolzien enjoyed a seven-year NFL career, originally signing with the San Diego Chargers as a rookie free

agent in 2011. He spent just over three seasons as a backup to Aaron Rodgers in Green Bay (2013-16), playing in six games with two starts over that time. He then served as a backup to Andrew Luck with the Colts from 2016-17, playing in four games with two starts.

Tolzien appeared in 29 games with 26 starts at Wisconsin, leaving with the school record for completion percentage (68.1) and efficiency rating (153.2).

Tolzien was a two-time all-conference and all-academic at William Fremd High School in Palatine, Ill.

Tolzien and his wife, Megan, have a daughter, Brooke.

Scott Tolzien – Born Sept. 4, 1987, Rolling Meadows, Ill. Quarterback Wisconsin 2008-10. Pro: Quarterback San Diego Chargers 2011, San Francisco 49ers 2011-13, Green Bay Packers 2013-16, Indianapolis Colts 2016-2018. Pro coach: Joined the Dallas Cowboys in 2020.

JIM TOMSULA

Defensive Line

Catawba

NFL: 13th Year • Cowboys: 1st Year



TOMSULA'S COACHING HISTORY

1989.....	Catawba, S&C Coord./DL
1990.....	Woodland Hills H.S., DL
1992-95....	Charleston Southern, LB/DL/S&C Coord.
1997.....	Catawba, DL
1998-99....	Catawba, DL/OLB/ST
1998.....	England Monarchs, DL/ST
1999-00....	Scottish Claymores, DL/OLB/ST
2001.....	Catawba, Asst. HC/DL/LB/S&C
2002-03....	Catawba, Asst. HC/DC/DL
2001-03....	Scottish Claymore, DL/ST
2004-05....	Catawba, Asst. HC/DC/LB
2004.....	Berlin Thunder, DC/ST
2005.....	Berlin Thunder, DC
2006.....	Rhein Fire, HC
2007-10....	San Francisco 49ers, DL
2010.....	San Francisco 49ers, Interim HC
2011-14....	San Francisco 49ers, DL
2015.....	San Francisco 49ers, HC
2017-19....	Washington Redskins, DL

Jim Tomsula was named the Dallas Cowboys defensive line coach for the 2020 season, reuniting with Defensive Coordinator Mike Nolan as Tomsula served as Nolan's defensive line coach when Nolan was the San Francisco 49ers head coach.

Tomsula himself has NFL head coaching experience, serving first as the 49ers interim head coach near the end of 2010 and eventually as the head coach for the 2015 NFL season.

Entering his 13th season as an NFL coach, Tomsula's journey has been unorthodox, first coaching 13 years collegiately at his alma mater (Catawba) with a stint at Charleston Southern, while also cutting his teeth in NFL Europe, coaching in the spring from 1998-2006. Through his time in Europe, Tomsula coached the defensive line, special teams, and linebackers before settling in as the head coach of Rhein Fire (2006).

Shortly after returning from his final stint with NFL, Tomsula broke into the coaching ranks in the NFL, making his first stop in San Francisco as the defensive line coach from (2007-14). He was the franchise's head coach in 2015, then landed with the Redskins as their defensive line coach from 2017-19.

In 2019 under Tomsula's tutelage, Matt Ioannidis registered a career-best and team-high with 8.5 sacks. Right behind him among linemen was third-year man Jonathan Allen with 6.0.

The Redskins finished the 2018 season seventh in the league in sacks (46.0) as the combination of Allen, Ioannidis and Daron Payne contributed 20.5 of those 46.0 total sacks.

In his first season in Washington (2017), both Ioannidis and Anthony Lanier made developmental leaps in their second seasons under Tomsula, as Lanier led all Redskins defensive linemen with 5.0 sacks, fifth by a Redskins lineman since switching to a 3-4 defense in 2010, while Ioannidis recorded then career-highs in games played (14), starts (10), total tackles (27), solo tackles (13), sacks (4.5) and forced fumbles (one).

During an eight-year run as the 49ers defensive line coach from 2007-14, Tomsula was instrumental in developing one of the league's top-performing defenses in that time frame. Through those eight seasons, the 49ers were fourth in the league in rushing yards allowed-per-game (98.4) and second in rushing average (3.72). San Francisco's defense also ranked third in the NFL in points-per-game allowed (19.4) and fourth in yards-per-game allowed (320.9) during that stretch. In 2011 Tomsula's defensive line and the San Francisco defense set an NFL record by not allowing a rushing touchdown in their first 14 games of the season. The team surrendered just three rushing touchdowns all year, the fewest allowed in the NFL since the league went to a 16-game schedule in 1978.

Under Tomsula's tutelage, Justin Smith was named to five consecutive Pro Bowls (2009-13) and earned All-Pro honors three times from 2011-13.

Tomsula joined the 49ers after enjoying one of the most successful stints in NFL Europe history. Prior to being named the head coach of the Rhein Fire - which made him the youngest head coach in NFL history at age 38 in 2006 - Tomsula served as the Berlin Thunder's defensive coordinator for two seasons, winning World Bowl XII in his first season with a defense that ranked first in NFL Europe against the run.

Tomsula joined NFL in 1998 as the defensive line coach of the England Monarchs. He then went on to serve in the same capacity for five seasons with the Scottish Claymores, where he established a reputation for producing some of the league's most dominant lines. He also played a leading role in mentoring and teaching young talent in the league's National Player Development program.

Between NFL Europe seasons, Tomsula spent each fall as a member of the coaching staff of Division II Catawba College in Salisbury, N.C., where he had been a defensive lineman after transferring from Middle Tennessee State.

Tomsula's coaching career began in 1989 as an assistant at his alma mater following a career-ending knee injury. The following season, he went on to coach the defensive line at Woodland Hills, Pa., High School. After spending the next two years out of coaching as a medical equipment sales rep with Thera-Kinetics, Tomsula landed a position as an assistant on the Charleston Southern University coaching staff (1992-95). He again spent two seasons out of coaching, returning to his hometown (Pittsburgh) to serve as a sales rep with Cisco Foods. Tomsula returned to the coaching ranks in 1997 as a volunteer assistant defensive line coach at Catawba.

He and his wife, Julie, have two daughters, Britney and Brooke, and a son, Bear.

Jim Tomsula – Born April 14, 1968, Pittsburgh, PA. College: Defensive end Catawba 1987-90. Pro: No pro playing experience. College coach: Catawba College 1989, Charleston Southern 1992-95, Catawba College 1997-2005. Pro coach: England Monarchs (NFL) 1998, Scottish Claymores (NFL) 1999-03, Berlin Thunder (NFL) 2004-05, Rhein Fire (NFL) 2006, San Francisco 49ers 2007-15, Washington Redskins 2017-2019. Joined the Dallas Cowboys in 2020.

KYLE VALERO

Quality Control/Analytics

Florida State

NFL: 11th Year • Cowboys: 7th Year



Kyle Valero enters his seventh year in Dallas, 11th in the NFL, and will now be one of the team's quality control analysts, mainly working with the offense, after

VALERO'S COACHING HISTORY

2008-09 Florida State, Student Assistant
 2010-12 Detroit Lions, Offensive Quality Control
 2013 Detroit Lions, Asst. Wide Receivers
 2014-18 Dallas Cowboys, Asst. Wide Receivers
 2019 Dallas Cowboys, Asst. Tight Ends

Valero working with Doug Nussmeier and Cowboys tight ends. The unit was highlighted by the return of Jason Witten, along with the continued emergency of Blake Jarwin and the progress of Dalton Schultz.

With the addition of Amari Cooper in Week 8 of 2018, the Cowboys receiving unit excelled in the second half of the season by ranking third in receptions (228), tied for fourth in first down receptions (120), and fifth in receiving yards (2,468). Cooper also ranked in the top-five in touchdowns (six) and first downs (39) during that stretch, earning a Pro Bowl selection.

Valero's work with the receivers in 2017 saw Dez Bryant lead the team in receptions (69), yards (838) and touchdowns (six) as Terrance Williams was second with 568 yards and third with 53 catches.

The 2016 Cowboys receiving corps was led by Cole Beasley, finishing with career-highs for receptions (75) and yards (833) as Bryant led the team with eight

touchdowns to earn his third Pro Bowl nod - all from a rookie quarterback, Dak Prescott.

In 2015 Terrance Williams stepped up in Bryant's absence (foot), and led the team with a career-high 840 yards while tying for second with a career-best 52 receptions. Beasley hauled in a team-high five touchdowns while tying for second with 52 receptions and placing third with 536 yards - all-career-highs.

Valero worked very closely with a young receiving core in 2014, as Bryant caught 88 passes (12th in the NFL) for 1,320 yards (eighth) and a league-leading 16 touchdowns to earn his second straight Pro Bowl selection. Bryant recorded 11 plays of 25+ yards, the majority coming on acrobatic, leaping plays over defenders. Williams also had a break out campaign, finishing fourth in the NFL with 16.8 yards-per-reception and second on the Cowboys with eight touchdowns.

Valero spent four years as an offensive assistant (2012-13 assistant wide receivers, 2010-12 as quality control) with the Detroit Lions. While in Detroit, Valero broke down opponent film and worked on self scouting while also assisting with the club's wide receivers.

Before landing in Detroit, Valero spent two seasons as a student assistant at Florida State (2008-09). He was lined up to be the school's offensive quality control coach for 2010 but took the position with the Lions.

Valero earned a degree in interdisciplinary studies from FSU. He is married the former Ali Baker and they have a daughter, Ava.

Kyle Valero – Born April 24, 1986, Fountain Valley, Calif. No pro playing experience. College Coach: Florida State 2008-09. Pro Coach: Detroit Lions 2010-13, Dallas Cowboys 2014-19.

LUNDA WELLS

(LOON-duh)

Tight Ends

Southern

NFL: 9th Year • Cowboys: 1st Year



Lunda Wells joins the Cowboys as tight ends coach for the 2020 season after spending eight years with the N.Y. Giants, the last two seasons in the same role.

WELLS' COACHING HISTORY

2006-07 Scottsdale H.S., OL/Run Game Coord.
 2008-09 Louisiana State, OL Asst.
 2010-11 Louisiana State, Asst. ST/Asst. to HC
 2012 New York Giants, Offensive QC
 2013-17 New York Giants, Asst. Offensive Line
 2018-19 New York Giants, Tight Ends

From 2018-19, Wells worked with

a young and talented tight end in Evan Engram, who caught 88 passes and six touchdowns over two seasons, despite missing 13 games due to injury. Before assuming his position as tight ends coach, Wells spent five seasons as the team's assistant offensive line coach, first under Pat Flaherty and then Mike Solari. In 2017 Wells helped tutor a line that was constantly in transition. The Giants used 10 different starting combinations, their highest single-season total since the 1970 merger.

In 2016 the Giants allowed 22.0 sacks - the third-lowest total in the league. New York scored 420 points in 2015, the fifth-highest total in franchise history, and its 5,956 net yards were the third-highest total in team history. With the line providing consistent protection, Eli Manning set a single-season franchise record with 387 completions, and his 4,432 yards and 35 touchdown passes were both the second-highest totals in Giants history.

Wells joined the Giants in 2012 as an offensive quality control coach. He also helped coach the wide receivers that season. In 2012 the Giants scored 429 points, the second-highest total in franchise history.

Before joining the Giants staff, Wells spent four seasons at Louisiana State University. From 2008-09, he was an offensive line assistant, and in his final two years at LSU, Wells was an assistant to the head coach and an assistant on special teams. In 2010 Wells was an offensive line intern in the Dallas Cowboys training camp, where he worked alongside Hudson Houck.

Wells was the offensive line coach/run game coordinator/head strength and conditioning coach at Scotlandville High School in Baton Rouge, La. from 2006-07. He coached the offensive line and devised the offensive run game plans.

An offensive lineman, Wells played in the Arena Football League for the Grand Rapids Rampage, South Georgia Rampage and Louisiana Swashbucklers following a four-year career at guard at Southern University (2002-05). He was voted to the All-Southwestern Athletic Conference first team in 2002 and 2005, and Southern won the 2003 SWAC championship. He earned a bachelor's degree in criminal justice and, in 2007, a master's degree in criminal justice at Southern.

Wells is a native of Baker, La., just outside Baton Rouge. He was a Class 5A first-team all-state offensive line selection at Baker High School.

He and his wife, Tiffany, have two daughters, Adanya Neema and Zalika Nia.

Lunda Wells – Born February 10, 1983, Baker, La. College: Guard Southern University 2002-05. Pro: No pro playing experience. College coach: Louisiana State 2008-11. Pro coach: New York Giants 2012-19. Joined the Dallas Cowboys in 2020.

TODD WILLIAMS

Senior Director Football Administration/
Football Operations



Todd Williams is in his 26th season with the Dallas Cowboys, his 18th season in the club's Player Personnel Department, and was named the club's senior director of football administration/football operations in 2013. In his role, he assists Stephen Jones, the club's Executive Vice President/Player Personnel, while also overseeing the team's football operations, facilities, equipment, security and player development departments. Williams is primarily responsible for keeping Jones informed on the daily operations of the club. He is also responsible for monitoring the Cowboys salary cap and negotiating most rookie contracts, including many of Dallas' draft choices.

Williams is also responsible for making sure the club maintains compliance with the NFL's Collective Bargaining Agreement and labor related issues. Additionally, he coordinates different areas of football operations and is involved in several other administrative functions within the club. Most recently, Williams was instrumental in coordinating the development of

the football offices and training facilities of the team's world headquarters at The Star in Frisco.

Williams joined the Dallas Cowboys organization as an intern in the operations department during the 1995 training camp in Austin, Texas. He served as an administration and marketing intern through the 1995 season. He was hired as a player personnel assistant in 1996, working closely with the personnel department in processing contracts and coordinating travel plans for free agent tryouts. He was promoted to assistant director of player personnel in 2001.

Williams was a sports management major at the University of Tennessee, where he played tight end for the Vols football team from 1992-94. Prior to Tennessee, he played for Northeast Oklahoma A&M Junior College, helping guide the team to the 1991 National JUCO Championship.

Williams is married to Cyndi Comeaux Williams. He has two children, Kyle and Kamryn, and one stepson, Gauge Doisher.

CRAIG GLIEBER

Assistant Director of Football Operations



Craig Gieber began his career with the Dallas Cowboys as an intern in the front office in 1988. He returned for the 1989 season, again as an intern, but was hired full time in 1990 as an assistant in the football operations department.

Gieber was elevated to assistant director of football operations in 1993, where he assisted with all aspects of team travel while also helping coordinate the team's training camp.

In 2012 Gieber took over the full time role of handling all team travel, including team charters, hotels, ground transportation and equipment trucks for road games. He also coordinates travel and hotels for all vis-

iting free agents as well as newly acquired draft picks, rookie free agents and veteran free agent signees.

While in school at SMU, Gieber was an assistant with SMU football (1985-87). Gieber also worked as a statistician for CBS Sports and Fox Sports Southwest broadcasts for his father, legendary broadcaster, Frank Gieber. Craig also worked as a statistician for Dallas Mavericks broadcasts through 2010.

Gieber earned undergraduate degrees in business administration and radio/TV in 1987 from Southern Methodist University. He then earned his M.B.A. from SMU in 2002.

JASON MCKAY

Assistant Director of Football Administration



Jason McKay returned to the Dallas Cowboys organization in 2012 as the club's assistant director of football administration. In his role, McKay assists Senior Director of Football Administration Todd Williams in the daily operations of the football team. McKay also coordinates new player arrivals as well as assists in the set up and operation of the club's training camp, distribution and management of the club's football technology initiatives - including communications, analytics, iPad playbooks and emerging technology. His work allows him to aid the assistant director of football operations in special travel circumstances. McKay played a part in the planning and construction phases of the club's headquarters at The Star in Frisco.

Prior to landing back in Dallas, McKay spent three years with the United Football League (2010-12). He served as the director of football operations for the Hartford Colonials (2010-11) before moving to the UFL

league office for his final season as the director of football administration.

Before venturing to the UFL, McKay worked in the Arena Football League for eight seasons. He was a player personnel assistant for the Dallas Desperados (2001-04), while he was also working in the personnel office for the Dallas Cowboys. He then became the vice president of football operations for the Los Angeles Avengers, a position he held for five years.

McKay first became a part of the Cowboys family in 1993 when he was the manager for retail operations for Texas Stadium Corporation. He moved into the personnel department in 2000, serving as an assistant up until the start of the 2004 season.

McKay earned his bachelor's of science degree in mechanical engineering technology from the University of North Texas. He also earned his real estate license in the state of Nevada.

ADAM PRASIFKA

Director of Salary Cap/Player Contracts



Adam Prasifka enters his 19th year in the Dallas Cowboys Player Personnel department. In his role as director of salary cap/player contracts, Prasifka assists COO/Executive Vice President/Player Personnel Stephen Jones and Senior Director of Football Administration/Football Operations Todd Williams in managing the club's salary cap, negotiating player contracts, and monitoring league transactions.

Prior to working with the Cowboys, Prasifka was a coaching assistant and equipment manager at the University of Arkansas (1999-02). He served as a mechanical engineering intern at DuPont (1998-99) and Cromwell Architects and Engineers (1998).

Prasifka earned his degree in mechanical engineering from the University of Arkansas in Fayetteville. He currently resides in Carrollton, Texas with his wife, Cori, his son, Cash, and two step sons, Jake and Harrison.

BRYAN WANSLEY

Director of Player Development



Bryan Wansley embarks on his 25th year with the Dallas Cowboys and his 14th season as director of player development. He began his career in 1995 as an intern in the football operations department.

In his role, Wansley works with current and former players and their families to achieve a successful, well-balanced and healthy life during and after their playing experience. Player Development accomplishes its mission through peer-to-peer engagement of the NFL player community with innovative program and service offerings that meet the dynamic needs of the athletes and their families.

Wansley provides programs aimed at player development and wellness during each season and offseason. He also coordinates programs to push individual and team growth through special team related functions, which includes visits to military bases during training camp and setting up prominent speakers to address the team throughout the year on leadership and awareness.

He also works closely with the rookies as they transition into the NFL, providing assistance and programs on areas such as mental wellness, financial responsibility (budgets and credit), substance abuse (DUI), domestic violence, relationships, stress management and media/social media training.

Since the 2012 season, Wansley has been responsible for the coordination of the Dallas Cowboys yearly training camp, which includes overseeing hotel accommodations and travel coordination for all players and staff, assisting local city officials on planning fan experiences and overseeing and coordinating office planning and setup strategy.

Before heading up Player Development, Wansley served as an assistant in football operations for six seasons (2001-06).

Wansley received his bachelor's of arts degree in sports management from Harding University. In 2012 he received his athlete development certification from Wharton.

WILL McCLAY

Vice President Player Personnel



Will McClay, in his 19th season working in the Cowboys Personnel Department, was named the club's assistant director of player personnel in 2013 and senior director of pro/college scouting in 2015. He was named Vice President Player Personnel in 2017, and he will continue to oversee the club's NFL Draft process while also playing a role in free agent and trade acquisitions.

The Cowboys entered unfamiliar territory in 2020, undergoing a regime change at head coach for the first time since 2010, as Dallas hired Mike McCarthy as the ninth head coach in team history. As a result, Dallas saw a significant amount of change on both the coaching staff and player roster, with six starters defecting to other teams in free agency and the retirement of Travis Frederick. Under normal circumstances, the task of upgrading the roster in an offseason with such change would be difficult, but in 2020, the threat of COVID-19 halted all free agent visits and altered the NFL Draft evaluation period, leaving scouting departments and front offices short on key information used to make player evaluations. McClay and the front office tackled the task head on, signing free agents who have combined to make 631 starts and earn 14 Pro Bowls.

In the 2020 Draft, Dallas was patient and calculating, jumping on the opportunity to add perhaps the top wide receiver prospect in CeeDee Lamb when he unexpectedly fell to the Cowboys at pick 17. The Cowboys then bolstered their defense, nabbing an athletic and ascending cornerback from Alabama in Trevon Diggs in Round 2. They followed that selection with an agile and big-bodied defensive tackle in Neville Gallimore. Dallas again plucked a tall and athletic corner, adding Reggie Robinson to a deep group of cornerbacks on the roster, before trading up for a second selection in the fourth round and tabbing Wisconsin center Tyler Biadasz as a potential replacement for their retiring All-Pro Badger center. Defensive end Bradlee Anae became the next value pick for Dallas in the fifth round, as many in the scouting community ranked him several rounds higher. Dallas closed out their draft with a developmental quarterback in Ben DiNucci from FCS powerhouse James Madison, just the seventh quarterback drafted by Dallas since 1989.

The Cowboys were without a first round pick in 2019 after trading for Amari Cooper during the 2018 season, and after a strong free agency period, Dallas stayed true to their draft board. Trysten Hill was a player Dallas targeted during the pre-draft process and added him with their second round selection (the club's first pick). They then picked Connor McGovern in the third round, a player who showed position flex on the offensive line. Dallas added some explosive traits to the backfield in Tony Pollard, and picked up two defenders in the secondary with cornerback Mike Jackson and safety Donovan Wilson. Sandwiched between Jackson and Wilson was defensive end Joe Jackson. Dallas closed out the draft with two seventh round picks in defensive lineman Jalen Jelks and running back Mike Weber.

In 2018 the Cowboys broke a three-year trend of drafting heavily on defense, using six-of-nine picks on offensive players. Dallas drafted versatile linebacker Leighton Vander Esch with its first pick, and then spent its next selections on Connor Williams and Michael Gallup. The Cowboys bolstered their pass rush with Dorance Armstrong and then selected a well-rounded tight end in Dalton Schultz with their two fourth round picks. For just the sixth time since 1989, Dallas selected a quarterback

with the pick of Mike White in the fifth round, and then added linebacker in Chris Covington before closing with two more offensive weapons in Cedrick Wilson and Bo Scarbrough.

The club concentrated on the defensive side of the ball in the 2017 NFL Draft, selecting defensive players with seven-of-nine picks. With the 28th overall pick, Taco Charlton was selected. Defensive backs Chidobe Awuzie (second round) and Jourdan Lewis (third) were added with the next two selections. The team then selected Ryan Switzer in the fourth round before taking Xavier Woods and Marquez White in the sixth round. Joey Ivie, Noah Brown and Jordan Carrell were all selected in the seventh.

In working to improve the club through the 2016 NFL Draft, McClay helped bolster the offensive side of the ball as the club selected Ezekiel Elliott with the fourth overall pick. The club added to the defense, with Jaylon Smith (second round), Maliek Collins (third round) and Charles Tapper (fourth round). The Cowboys then drafted a quarterback for just the fifth time since 1989 when they selected Dak Prescott with their second fourth round pick. Dallas closed out the draft with four sixth round picks, first selecting Anthony Brown, then Kavon Frazier and Darius Jackson. With their final pick, the Cowboys added collegiate basketball player Rico Gathers to work him as a tight end.

In his second NFL Draft (2015), McClay helped Dallas continue its youth movement by securing two first round talents with one first round pick - Byron Jones (27th overall) and Randy Gregory (second round). The club also secured a projected first rounder in La'el Collins as a rookie free agent. The third round saw Dallas add Chaz Green, before focusing on defense with three of the last five picks.

McClay oversaw his first NFL Draft in 2014 as the club continued to infuse the roster with talented building blocks for the present and future. With their first pick, the Cowboys drafted Notre Dame All-American Zack Martin (16th overall), marking the third time in four years the club selected an offensive lineman in the first round - Tyron Smith (2011) and Travis Frederick (2013). In the second round, the Cowboys moved up in a trade with Washington to select DeMarcus Lawrence (34th overall) - one of the top pass rushing defensive ends in the draft. Without a third round pick, the Cowboys took linebacker Anthony Hitchens in the fourth round. Dallas nabbed Devin Street in the fifth round, then added five defensive players with its five seventh round selections.

In his earlier role as the director of football research (2011-13), McClay evaluated players on NFL rosters and in other leagues, scouting Dallas' opponents using advanced scouting and analytic methods while overseeing the scouting department's technology tools.

McClay was a pro scout (2002-08), then pro scouting coordinator (2009-10), and he was responsible for sifting through free agents and locating some of the team's most notable signings before and during the season. Two of those signings were Laurent Robinson - who was signed early in the 2011 season and went on to lead the team with 11 receiving touchdowns - and George Selvie in 2013, who signed during training camp and went on to start all 16 games at defensive end, tying for the most tackles for loss (seven) and

logged the second-most sacks on the team (7.0).

McClay helped uncover a pair of starters with the free agency signing of Jeremy Mircey, who led the club with 6.0 sacks and 39 pressures in 2014, and Rolando McClain, who was acquired in a trade with Baltimore. McClain stepped in to finish second on the team with a career-best 108 tackles, starting in place of Sean Lee (R-knee) for the entire 2014 season. In 2015 he was instrumental in acquiring Brice Butler after the injury to Dez Bryant, and 2016 saw free agent Benson Mayowa lead the team with 6.0 sacks.

McClay originally came to Dallas as the defensive coordinator for the Dallas Desperados (2002-03) of the Arena Football League. He was the club's head coach for five seasons (2004-08), helping lead them to a league-best 15-1 record and consecutive Eastern Division Championships (2007-08). In his five seasons as head coach, he led the Desperados to a 54-24-1 record and was named AFL Coach of the Year in 2006.

Before joining the Cowboys and Desperados, McClay was the assistant director of pro scouting for the Jacksonville Jaguars. In his only season (2001) with the Jaguars, he scouted NFL teams in the preseason and did advance scouting work during the season. Before joining Jacksonville, he was the player personnel direc-

tor of the XFL's Orlando Rage, as well as a consultant and scout, in the spring of 2001. The Rage finished 8-2 before falling in the first round of the playoffs.

Prior to moving into the personnel side of professional football, McClay spent 11 seasons in the AFL as a player and coach. He served as defensive coordinator and director of player personnel for the Grand Rapids Rampage in 1998. He added the title of assistant head coach in 1999, when the Rampage improved to an 8-6 record after posting a 3-11 campaign the previous season. In 1997 he was the defensive coordinator and director of player personnel for the Anaheim Piranhas after serving as the defensive coordinator for the Milwaukee Mustangs in 1995 and the Florida Bobcats in 1996.

McClay was the secondary and special teams coach of the Detroit Drive in 1993, helping the team reach the ArenaBowl. From 1989-92 he was a wide receiver/defensive back for the Drive, helping lead them to three ArenaBowl titles in four appearances.

McClay was a four-year letterman and captain as a defensive back at Rice University (1985-88), starting every game of his collegiate career. He graduated in 1990 with a degree in political science. McClay has one son, Gabriel.

ALEX LOOMIS

Director of Pro Scouting



Alex Loomis joined the Dallas Cowboys Scouting Department in July 2009 as the club's pro scouting intern. He became the pro scouting assistant leading up to the 2011 season, a pro scout in 2012 and the pro scouting coordinator in 2015. He was named director of pro scouting in 2017 where he is in charge of evaluating players and rosters from the NFL and other professional football teams. Loomis is also responsible for advance scouting, free agency preparation and


tracking player movements within the league. He will continue in his role assisting with the NFL Combine and assisting in the team's draft preparations.

Loomis spent nine summers (2000-09) with the New Orleans Saints, seven as an operations intern and the final three as a scouting intern.

Loomis graduated from Louisiana State with a degree in business management. Loomis and his wife, Amanda, have a son, Miles, and reside in Lewisville.

KEITH O'QUINN

Director of Advanced Scouting/ Pro Scout



Keith O'Quinn rejoins the Dallas Cowboys personnel department in 2020 as the director of advance scouting/pro scout after spending the previous 10 seasons in coaching, including the last two as the team's special teams coordinator.

In his new role, O'Quinn will study and evaluate personnel and schemes of upcoming opponents and

present it to the coaching staff to help shape the game plan. He will also assist in pro free agent and college draft evaluations.

O'Quinn spent his first season as a coach as the team's quality control/offensive assistant in 2010, breaking down film of upcoming opponents' defenses. From 2011-12 O'Quinn also worked closely with the

wide receivers, and in 2014 O'Quinn left the offensive side of the ball and became the assistant special teams coach, working with coordinator Rich Bisaccia.

In his first stint with the Cowboys (2006-08), O'Quinn worked in the personnel department and evaluated players around the NFL and other professional leagues while serving as a pro scout in the Cowboys scouting department.

In 2009 O'Quinn left the Cowboys to become the director of pro personnel for the Cleveland Browns. While with the Browns, O'Quinn contributed to Cleveland's player acquisition process by managing pro scouting operations and evaluating players and rosters from the NFL and all other levels of pro football.

Prior to joining the pro ranks, O'Quinn spent eight years as a high school and college coach. His last stint in that area was as the assistant football and head baseball coach at Kaufman, Texas, High School. Prior to that,

he coached tight ends and special teams at Abilene Christian University from 2003-04. From 2000-03 O'Quinn served as tight ends and assistant offensive line coach at Hardin-Simmons University in Abilene, Texas.

In 1999 he worked as the run game coordinator and offensive line coach, as well as the head baseball coach, at Bryan Adams High School in Dallas. O'Quinn began his coaching career at Liberty Christian School in Argyle, Texas, serving as a defensive backs and wide receivers coach.

A native of San Antonio, O'Quinn attended James Madison High School and earned a bachelor's of science degree from the University of North Texas, where he played strong safety. He went on to earn a master's degree in counseling and human development from Hardin-Simmons University.

O'Quinn and his wife, Reigan, have three children, Mysti, Brittney and Brock.

LIONEL VITAL

Director of College Scouting



Lionel Vital joined the Dallas Cowboys scouting department early in the spring of 2016 as the club's director of college scouting. He spent three seasons (2013-15) as the Atlanta Falcons director of player personnel after coming to Atlanta in 2007 as the club's assistant director of player personnel - a position he held until 2011. In 2012 Vital was the Falcons associate director of player personnel. During his time in Atlanta, Vital worked closely with General Manager Thomas Dimitroff on most college scouting directives, including evaluating the top-150 college prospects in his role as a national scout. He also graded the top NFL unrestricted free agents at all positions, additionally managing any special projects with the general manager.

Vital served two tours with the Baltimore Ravens, the most recent from 2005-07 where he scouted schools across the country as a national scout, concentrating on defensive lineman. During his time in Baltimore, Vital was awarded the inaugural Fritz Pollard Alliance Scouting Award, which is given to the top African-American scout in each conference.

From 2001-04 Vital was the assistant director of college scouting for the New England Patriots after serving as a national scout for the team in 2000.

Vital scouted the southeast region for the N.Y. Jets (1997-99) after breaking into the NFL scouting ranks with the Cleveland Browns in 1991, first hired by Bill Belichick. Vital moved to Baltimore with the Browns for the Ravens inaugural 1996 season as a college scout.

Before becoming an NFL scout, Vital was director of player personnel for the Montreal Machine of the World League of American Football (1990-91).

A native of Loreauville, La., Vital graduated from Nicholls State, and as a running back, he was selected in the seventh round (185th overall) of the 1985 NFL Draft by the Washington Redskins. He also played in the Canadian Football League, first with the Calgary Stampeders (1986) then the Saskatchewan Roughriders (1989).

MITCH LAPOINT

Assistant Director of College Scouting



Mitch LaPoint joined the Cowboys Scouting Department in 2005 and served as the team's west area scout for three seasons before moving to the southeast area in 2008. For the 2015 season, LaPoint was named one of the club's national scouts. Leading up to the 2019

season, LaPoint was promoted to assistant director of college scouting.

LaPoint spent seven years (1998-04) working in the Kansas City Chiefs player personnel department. From 2002-04 he served as the club's midwest area

scout and football operations coordinator. As part of his operations responsibilities, he coordinated the Chiefs training camp at the University of Wisconsin - River Falls.

From 1999-01 LaPoint was an assistant in the scouting department, after spending 1998 as an intern.

The Lawrence, Kan., native received his bachelor's degree in sports management from the University of Kansas in 1998. LaPoint and his wife, Jenny, have two sons, John and Sam, and reside in Tulsa, Okla.

RICH BEHM

Scouting Video Coordinator



Rich Behm joined the Dallas Cowboys as a video assistant in 2002 and was responsible for shooting team practices and games. In 2004 he moved to the scouting department where he was responsible for compiling college regular season games, bowl games and all-star game video as well as NFL combine video and creating point of attack cutups for draft meetings. Behm also assists the scouts on the road, coordinating their digital

video needs. He is also responsible for evaluating both college and pro players.

Prior to the Cowboys, Behm worked in hotel management while attending the University of Texas- Arlington.

Rich and his wife, Michelle, have two sons, Taylor and Peyton, and three daughters, Kendall, Brooklyn and Hallie. Behm's brother, Chris, works for Blue Star Media, the club's television and Radio Broadcast Department.

TERRY GRAY

Pro Scouting Coordinator



Terry Gray joined the Dallas Cowboys in a full-time role in 2017 as the club's pro scouting coordinator. In his role, Gray tracks league transactions, develops opponent advanced scouting reports and evaluates league free agents. He is also charged with managing the NFL player database, and giving recommendations for free agent or waiver wire acquisitions.

Starting with his time as a coach with the Dallas Desperados (2005) up until coming on full time, Gray consulted for the Cowboys personnel department.

Prior to becoming a full-time member of the Cowboys scouting department, Gray spent 10 seasons (1994-95, 1997-98 and 2001-06) as a coach or scout in the Arena Football League, including a stint with ArenaBowl XV winners Grand Rapids Rampage in 2001. He originally landed in Dallas as an assistant coach for the

Cowboys-owned AFL team, Dallas Desperados, where he worked under then Head Coach and current Dallas Cowboys Vice President Player Personnel Will McClay.

In 1996 Gray coached tight ends at his alma mater, Baylor.

Before working in coaching and player personnel, Gray played professionally for the World League of American Football and NFL (1990-93), including stints with the LA Rams and Houston Oilers. He played along the offensive line at Cisco Junior College (1986-87) and finished his collegiate career at Baylor (1988-89).

Gray holds an associate's degree in applied arts from Cisco Junior College and a bachelor's in education from Baylor University.

Gray and his wife, Mary, were married in May, 2016.

CHRIS HALL

College Scouting Coordinator



Chris Hall, now in his 31st season with the Cowboys, serves as the club's college scouting coordinator, a position he assumed in 2001. In that capacity, he is charged with the day-to-day operation and organization of the college scouting portion of the Personnel Department, including the creation and sorting of college player information that ultimately becomes the NFL Draft. Hall also spends time on the road locally covering Texas schools along with other various trips, while monitoring the college scouting database daily, writing both college and pro player evaluations and organizing the highly successful post-draft free agent signing period that has helped the team sign impact undrafted free agents such as Barry Church in 2010, Dan Bailey in 2011, Cole Beasley, Lance Dunbar and Ron Leary in 2012, Jeff Heath in 2013 and Blake Jarwin in 2017.

Hall is responsible for the organization of the annual Dallas Day - which allows visits from local col-

lege prospects each year - and also coordinates the yearly 30 pre-draft top college prospect player visits allowed by the NFL before the yearly NFL Draft.

Since 1993 Hall has also assisted National Invitational Camp (NIC) in the operations of player arrival, check-in and execution of the NFL Scouting Combine in Indianapolis, Ind.

Hall originally joined the Cowboys scouting department in 1990 as a scouting assistant, where he was responsible for processing player reports, organizing film and working closely with the college scouts in managing and scheduling projects. Prior to joining the Cowboys, Hall worked briefly in the athletic offices at Southern Methodist University.

Hall graduated from Southern Methodist in 1990 with a degree in advertising. He resides in Coppell, Texas, with his wife, Susan, and two daughters, Izabella and Victoria.

ERIC ELLINGWORTH

College Scout



Eric Ellingworth came to the Dallas Cowboys in 2019 as a college scout after serving one season as a scouting assistant with the N.Y. Jets. While with the Jets, Ellingworth scouted both the college and pro ranks.

Before his season with the Jets, Ellingworth was an offensive graduate assistant at the University of Florida (2015-17). In his time with the Gators, Ellingworth assisted in coaching wide receivers and quarterbacks, scouted incoming players, assisted in offensive

game plan meetings and prepared both opponent and self-scouting reports on a weekly basis.

Ellingworth was a three-year starting wide receiver at Augustana University where he earned four letters and helped the school advance to the 2010 NCAA Divisional Quarterfinals.

Ellingworth earned his degree in social studies education and business administration from Augustana and his master's in curriculum & instruction from Florida.

DREW FABIANICH

(FAY-bee-on-itch)

National Scout



Drew Fabianich joined the Cowboys Scouting Department in 2003 as a scout administered by the BLESTO Scouting Combine. He served as the Cowboys midwest area scout from 2004-07 before becoming a national scout for the club in 2008.

Prior to joining the Cowboys, Fabianich spent 17 years coaching high school and college. Most recently, he was the defensive coordinator/linebackers coach at W.T. White High School in Dallas, Texas (1999-01). From 1996-99 he was the defensive coordinator/linebackers coach at Northeast Louisiana University. Prior to that, he was the defensive coordinator/linebackers coach at the University of Tennessee-Martin (1993-96).

Fabianich was the defensive ends/special teams defense coach at the University of Tennessee (1991-93). In 1989 he worked as a graduate assistant/defen-

sive ends and special teams defense coach at Baylor. He started his coaching career in 1984 at Mesa State College and spent five seasons there as a quarterback and receivers coach/passing game coordinator.

Fabianich lettered as a quarterback at Mesa State College and participated in the 1982 NAIA National Championship Game before a spinal injury in 1983 ended his career. A two-year starter at Longmont, Colo., High School, Fabianich passed for over 2,500 yards.

He graduated with a degree in kinesiology from Mesa State College in Colorado in 1988 and went on to Baylor University to work on his master's degree in sports administration. Fabianich and his wife, Heather, reside in McKinney, Texas and have four children - Ashleigh, Dominic, Markus and Landis.

SAM GARZA

Southwest Area Scout



After nine years in the coaching realm, Sam Garza entered the personnel arena as a pro scout with the Cowboys in 2005. In 2008 he moved over to the College Scouting Department, serving as the southwest area scout (2008-09), west coast scout (2010-11) and then back to southwest scout in 2012. As a pro scout, he worked closely with then Assistant Director of Pro Scouting Brian Gainie in evaluating players around the NFL and NFL Europe, as well as the Canadian Football League and the Arena Football League.

Garza came to Dallas after serving as the running backs and quarterbacks coach for the Saskatchewan Roughriders of the CFL in 2004. Prior to returning to Canada, he was the quarterbacks coach at the University of Texas-El Paso for four years (2000-03). In 1998 Garza was the receivers coach for Saskatchewan before being promoted to quarterbacks/receivers coach

in 1999. He began his coaching career at his alma mater as UTEP's defensive graduate assistant in 1996 before moving to wide receivers coach in 1997.

Garza was selected in the eighth round by the Seattle Seahawks in 1987 as a quarterback, but spent the season with the St. Louis Cardinals, seeing action in two games. He spent seven years in the CFL - six with Winnipeg (1989-94) and one with Ottawa (1995).

Collegiately, Garza was one of the most prolific passers in UTEP history where he finished ranked second in completions (483) and completion percentage (59.1%) and fourth in attempts (817), passing yards (6,130) and touchdown passes (35).

A native of Corpus Christi, Garza received his bachelor's degree in kinesiology from UTEP in 1995. He and wife Barbara have three sons, Callen, Shane and Jack, and a daughter, Hailey.

KLEIN KUBIAK

Midwest Area Scout



Klein Kubiak joined the Dallas Cowboys personnel department in 2019 as the a midwest area scout after spending the last five years with the Denver Broncos.

Kubiak joined the Broncos in 2014 as a personnel intern, then he was promoted to personnel assistant in 2015. As an assistant, he was charged with evaluating pro prospects and creating advance scouting reports while also scouting colleges in Colorado and Wyoming. From 2016-18 Kubiak served as the Broncos south-west area scout.

Before joining the Broncos, Kubiak lettered four years as a wide receiver at Rice University (2010-13). He was the Houston Texans salary cap intern in the summer of 2012 and a finance intern for the McNair Group in the summer of 2013.

Kubiak finished his prep career at Strake Jesuit High School in Houston where he earned all-district honors in football and baseball. He is the son of Minnesota Vikings Assistant Head Coach/Offensive Advisor Gary Kubiak and the younger brother of Vikings Quarterbacks Coach Klint Kubiak.

BRETT MAXIE II

Mid-States Area Scout



Brett Maxie joined the Cowboys Scouting Department in 2017 as a college scout after serving as an intern in the department for two years.

In his role, Maxie is assigned area scout duties while also continuing to work in-house, helping with scouting operations.

While an intern in the department, Maxie assisted in the evaluation and scouting of upcoming opponents while also helping the complete college scouting process leading up to the NFL Draft.

The Metairie, La., native received his bachelor's degree in communications from Kent State in 2014, while also playing quarterback for the school's football team.

Maxie's father, Brett, coached defensive backs for the Tampa Bay Buccaneers (2016-18) and Dallas Cowboys (2008-11) and is currently coaching safeties at the University of Colorado.

HENRY SROKA

Pro Scout



Henry Sroka joined the Cowboys in 1999 after 18 years as a college coach and served as their southwest area scout from 2006-07 before moving to west area scout in 2008-09 and pro scout in 2010. In 2003 he became the club's midwest area scout after four years of working for Dallas as a scout administered by the BLESTO Scouting Combine. Sroka first gained NFL experience during a coaching fellowship with the Detroit Lions during training camps in 1991-94.

Prior to joining the Cowboys, Sroka spent the 1998 season as defensive backs coach at the University of Redlands. From 1988-97 he coached running backs under former Dallas scout Jim Hess at New Mexico State and was part of the school's first winning season in 14 years when the team posted a 6-5 mark in 1992. Prior


to that, Sroka was the strength and conditioning, kicking and defensive backs coach at Wichita State University from 1985-87. He served as a graduate assistant coach at Arizona State from 1981-85, where he worked with the Sun Devils kickers and running backs.

Sroka graduated from St. Mary's College in California in 1978 and went on to earn a master's degree from Arizona State. He was a running back and kicker for St. Mary's, where he was awarded the Albert Rahill Award for team loyalty. Prior to playing for St. Mary's, Sroka was a running back and kicker for the College of San Mateo.

Sroka was born in Mexico City, Mexico. He and his wife, Linn, are the parents of a daughter, Maria del Pilar, and sons, Dominic and Mikael.

JUSTIN STUCKY

Northeast Area Scout



Justin Stucky joined the Cowboys Scouting Department as the club's college scouting intern in July 2009. He was a college scouting assistant in 2011, became the team's combine scout in May 2012, and for the 2015 season, was named the northeast area scout. In his role as combine scout, Stucky covered the midwest region, compiling and generating draft prospect scouting information for National Football Scouts, Inc. He

continues to serve as a college scout for the northeast area of the country.

Stucky graduated from the University of Kansas with a degree in sports management and a minor in business, where he was a freshman walk-on safety.

He and his wife, Katie, have two daughters, Julie, and Molly.

BO TALIAFERRO (TAHL-ih-ferr)

College Scout



Bo Taliaferro joined the Cowboys Scouting Department following the 2019 NFL Draft as a college scout.

Taliaferro came to Dallas after spending one season as a recruiting assistant at Michigan State University. Prior to his time at MSU, Taliaferro was a volunteer

scout for the Toronto Argonauts of the Canadian Football League (2017-18).

Taliaferro's first scouting job in the NFL came with the Buffalo Bills (2013) where he served as a college scouting assistant - a role he held for four years before

becoming a BLESTO scout through the Bills (2016-17).

Taliaferro served as the assistant director of football operations at the University of Alabama-Birmingham from 2012-13 where he was responsible for team travel, liaising with NFL scouts during campus visits and handling communications between the football program and the remainder of the school's campus.

Upon graduating from the University of Arkansas with a bachelor's degree in educations and a masters in sports management, Taliaferro was an offensive intern for the Razorbacks football program for three years (2009-12).

While in school, Taliaferro was a student manager with the team, working mainly with the defense.

CHRIS VAUGHN

Southeast Area Scout



Chris Vaughn joined the Dallas Cowboys in 2017 as the team's southeast area scout. Vaughn came to the Cowboys personnel department with 18 years of collegiate coaching experience, most recently spending two seasons in Austin at the University of Texas.

While with the Longhorns, Vaughn coached defensive backs (2014-15) while also serving as the school's special teams coordinator in 2014.

Before coaching in Austin, Vaughn coached cornerbacks at Memphis for two seasons (2012-13). Prior to Memphis, he spent four seasons as the defensive backs coach/recruiting coordinator at Ole Miss (2008-11).


Vaughn was at Arkansas for eight years coaching linebackers, safeties, cornerbacks and serving as the director of on-campus recruiting (2006).

Vaughn had a brief stint (Jan.-Feb., 2000) at Tulsa as his first coaching job, after serving as a graduate assistant at Arkansas in 1999.

Vaughn earned four letters as a linebacker at Murray State, winning Ohio Valley Conference titles in 1995 and 1996. A native of Tallahassee, Fla., Vaughn and his wife, Marquette, have a son, Chris II, and two daughters, Cienna Marquette and Camryn McNeil.

ROSS WUENSCHÉ (WIN-she)

West Coast Area Scout



Ross Wuensché became a full time scouting assistant in 2013 after spending the 2012 season as an intern in the Personnel Department, and in 2015, he became an area scout. In his role as a scouting assistant, Wuensché assisted scouts while they were on the road and focused his time as a college area scout in 2015 and covered the midwest/mid-states while also

evaluating collegiate talent. He is also responsible for making college player cut ups.

Prior to joining the Cowboys, Wuensché worked for Texas A&M football. He graduated from A&M with a sports management degree and a minor in business.

Wuensché and his wife, Courtney, were married in June, 2019.

JIM MAURER

Head Athletic Trainer



Jim Maurer begins his 31st season as a Dallas Cowboys athletic trainer, serving the last 25 years as the club's head athletic trainer.

Following the 2016 season, Maurer was named NFL Athletic Trainer of the Year by The NFL Physicians Society. Maurer originally took over responsibility of the Athletic Training Department in 1996 after serving as an assistant athletic trainer in Dallas for six years. He served as a graduate assistant with the Cowboys for two seasons prior to being hired full time in 1990.

Maurer was elected to the Professional Football Athletic Trainers Society (PFATS) Executive Board as the NFC head athletic trainer representative in 1999. He was re-elected to the same position for a fourth term in 2007 and held the position until 2010. Following the 2002 season, Maurer and his staff were rec-

ognized as the NFL Athletic Training Staff of the Year by their peers. Named in honor of Ed Block - a former Baltimore Colts head athletic trainer - the award is given annually to the athletic training staff that exemplifies courage, compassion, commitment and community. Maurer was also appointed to the NFL Musculoskeletal Committee in 2018.

A Dallas native, Maurer earned a degree in physical education in 1988 from Southern Methodist University, where he worked with the football and swim teams.

Maurer worked as a summer assistant with the Kansas City Chiefs in 1987, after spending the summer of 1986 with the Cowboys in the same capacity.

Maurer has two sons, Nicholas and Benjamin. Maurer and his wife, Jodi, reside in Frisco, Texas.

BRITT BROWN

Associate Athletic Trainer Director of Rehabilitation



Britt Brown is in his 28th year as an athletic trainer in the NFL and his 24th as part of the Cowboys athletic training staff. As associate athletic trainer/director of rehabilitation, Brown supervises the Cowboys medical rehabilitation program and assists with treatment programs.

In preparing for the 2019 season, Brown was tabbed to help Travis Frederick (Guillain-Barré syndrome) return to the field. In addition to missing the 2018 season with the illness, Frederick underwent abdominal and shoulder surgeries during the 2019 offseason. Brown's work helped return the perennial Pro Bowler to form, play in all 16 games and earn his fifth career all-star nod and the club's Ed Block Courage Award. Frederick was not the lone lineman Brown worked with through 2019 as Zack Martin dealt with a lingering back injury. His work with Brown allowed Martin to earn his sixth consecutive Pro Bowl and sixth consecutive All-Pro selection, without missing a single game or start. DeMarcus Lawrence (shoulder) spent time rehabbing under Brown's guidance after offseason surgery, and he went on to start all 16 games after signing a five-year contract. Brown used his expertise to help bring along Tyrone Crawford and Byron Jones - hip injuries. Crawford was still limited to just four

games before landing on Reserve/Injured and undergoing surgery, but Jones finished the season starting 14-of-15 games. In season, Brown was forced to work with Michael Gallup (knee surgery), and allowed Gallup to miss only two games and record his first career 1,000-yard season.

After in-season injuries to Tavon Austin (groin), Maelik Collins and Martin (knee) and Joe Thomas (foot) in 2018, Brown's hard work played a key role in limiting the number of games each missed due to injury. Martin, who also took home the club's Ed Block Courage Award, as well as Pro Bowl and All-Pro honors, sat out only one game while Collins missed three. Thomas missed only four, and despite the severity of Austin's injury, he returned for the season finale and both of the club's playoff games.

Following the 2018 season, Brown was inducted in the Lamapasas Football Hall of Fame for his accomplishments off the playing field.

Prior to coming to Dallas, Brown spent four years (1992-95) with the Miami Dolphins as an assistant athletic trainer. Brown currently serves as the Program Coordinator for the NFL/Professional Football Athletic Trainers Society (PFATS) Ethnic Minority Scholarship.

Following the 2002 season, Brown and the Cowboys athletic training staff were recognized as the NFL Athletic Training Staff of the Year by their peers.

Before joining the Dolphins, Brown was the head basketball athletic trainer and assistant football athletic trainer at Southern Methodist University from 1989-92, where he also coordinated travel for the Mustangs basketball team. While earning a degree in secondary education/biology with an emphasis in athletic training

(1982-87) and a master's degree in physical education/exercise physiology (1988-89) from Texas Christian University, he worked with the Horned Frogs football and baseball teams as a student athletic trainer. Brown worked as a part-time assistant athletic trainer for the Cowboys in 1986 and 1987 while attending TCU.

A native of Lampasas, Texas, Brown and his wife, Laura, live in Double Oak, Texas, and have a son, Chase, and two daughters, Sydney and Payton.

GREG GAITHER

Assistant Athletic Trainer



Greg Gaither enters his 20th season as a full-time member of the Cowboys athletic training staff after originally serving a two-year stint with the club as a graduate assistant (1997-98). He assists with coordinating player rehabilitation and treatment programs while overseeing all medical records.

Following the 2002 season, Gaither and the rest of the Cowboys athletic training staff were recognized as the NFL Athletic Training Staff of the Year by their peers. Named in honor of Ed Block - a former Baltimore Colts head athletic trainer - the award is given annually to the athletic training staff that exemplifies courage, compassion, commitment and community.

Gaither returned to the Cowboys after two years on the athletic training staff at Kansas State University. He originally joined the Wildcats in the summer of 1999 as a graduate assistant working in both football and baseball. In 2000 he was promoted to a full-time role as assistant athletic trainer.

A native of Dallas, Gaither graduated from Southern Methodist University with a bachelor's degree, and received his master's degree from Kansas State University. Gaither and his wife, Leah, reside in Dallas with their son, Grayson and daughter Haley.

HANSON YANG

Assistant Athletic Trainer Physical Therapist



Hanson Yang enters his ninth season with the Dallas Cowboys Athletic Training department as an assistant athletic trainer and physical therapist. In his role, Yang will continue to assist the athletic training staff with their day-to-day responsibilities as well as work with Director of Rehabilitation Britt Brown in the rehab process of injured players.

Yang arrived in Dallas after spending six years working at the University of Texas at Austin, first as a student athletic trainer for the football, men's basketball, tennis, swimming and rugby teams (2002-06), then as a physical therapy aid and athletic trainer for

the school's student health services. He continued his work in the field of physical therapy and rehabilitation at Health South Rehabilitation Hospital in Wichita Falls, Texas, Methodist Hospital in Houston, Texas, The Institute for Sports and Spine Rehab in Plano, Texas and at Elite Sports Medicine in Waco, Texas.

Yang received his degree in athletic training from the University of Texas, then his master's in Kinesiology from the University of Nevada, Las Vegas. He earned his doctorate in physical therapy from Texas Tech in 2012.

Yang and his wife, Sarah, were married in April, 2015 and have a daughter, Lucy.

SCOTT SEHNERT

Director of Sports Performance



Scott Sehnert was named the Dallas Cowboys director of sports performance leading into the 2016 season. In his role, Sehnert works closely with the athletic trainers and strength and conditioning coaches in developing player-specific nutrition and recovery plans.

Sehnert came to Dallas after spending the previous seven years as the sports dietitian at Auburn University. In his role at Auburn, Sehnert oversaw the sports nutrition needs for AU's 21 varsity sports, including nutrition education, counseling, training tables, body composition analysis and supplement evaluation.

Sehnert earned his bachelor's degree in dietetics from Ball State in 2003. He earned his first master's degree in nutritional sciences with a wellness and sports nutrition emphasis from the University of Kentucky in 2005. He completed his clinical training at UK's Chandler Medical Center and the Lexington V.A. Hospital.

Sehnert then earned a master's in Kinesiology with a concentration in exercise physiology from Michigan State University in 2009.

Upon completion of his first masters and clinical training, Sehnert spent three months as an intern with the U.S. Speed Skating Team and the University of Utah Sports Nutrition Program (2005). While working towards his second master's, Sehnert was the coordinator of sports and cardiovascular nutrition program at Michigan State. During the final year of his master's program, he worked as an intern with the Spartans strength and conditioning staff.

Sehnert is a Registered Dietitian with the Academy of Nutrition and Dietetics (AND) and is a member of the Sports, Cardiovascular and Wellness Nutrition group. He also holds certifications with the AND as a Board Certified Specialist in Sports Dietetics and with the National Strength and Conditioning Association as a Certified Strength and Conditioning Specialist. He is an active member with the Collegiate and Professional Sports Dietitians Association.

Sehnert and his wife, Beth, have a son, Leland and a daughter, Lyla.

ROBERT BLACKWELL

Director of Video



Robert Blackwell is in his 40th year in the Cowboys video department, and his 32nd as the team's director of coaching video. Blackwell is responsible for acquisition and maintenance of the club's vast digital video library of NFL and college games. He is also in charge of generating video, stats and scouting reports on upcoming opponents for the coaching staff. Blackwell is responsible for the input of Dallas Cowboys game video and its conversion to iPads for coaches and players to review immediately after games. Since 1988 Black-


well has served as the Dallas Cowboys representative at the NFL Draft.

A native of Garland, Texas, Blackwell earned his degree in communications from Stephen F. Austin State University, and later shot game films for Southern Methodist University's football and basketball programs (1979-84).

He and wife Diana live in Coppell, Texas. They have two children, Nate and Lora, and a grandchild, Rivers.

STEPHEN GAGLIARDINO

Assistant Director of Video



Stephen Gagliardino became the club's assistant video director in the spring of 2003 after spending the 2002 season as the department's graduate assistant. He is responsible for filming each game and practice, then editing it for players and coaches to review. In his current position, Gagliardino helps with the various department processes that provide coaches, scouts and players with video content necessary in weekly game prep, self-evaluation and talent acquisition.

Today, the video department manages HD content on various video networks, allowing the players and coaches to watch film anywhere on their iPads, laptops and other mobile devices. Over the years, Gagliardino has helped with the transition through three major format and software upgrades to NFL video - analog tape

to digital tape, digital tape to non-linear SD and network SD to full HD.

Gagliardino joined the Cowboys after spending the 2001-02 seasons in NFL Europe, where he handled the coaching video for the Scottish Claymores. He began his NFL career in 1995 as a ball boy with the Philadelphia Eagles when he was 16 years old, working training camp and game days at Veterans Stadium. He did that for four seasons before moving over to the Eagles video department in 1999, where he worked full time as an intern for three seasons (1999-2001) while finishing college and working in NFL Europe.

A native of Newark, Del., Gagliardino graduated with a bachelor's degree in communications from the University of Delaware.

SAM CROMLEY

Assistant Director of Video



Sam Cromley enters his 13th season with the Dallas Cowboys - ninth as one of the team's assistant video directors. His job duties include filming team practices and games, as well as importing and organizing practice through the DVSport Network. Cromley joined the organization in 2008 as a video assistant, working with both the Cowboys and the Dallas Desperados, formerly of the Arena Football League, where he was the team's video director for its final season.

He served as the assistant video coordinator at Texas Christian University from 2004-07 where he filmed for the Horned Frogs football team. Cromley was awarded Video Coordinator(s) of the Year for the Mountain West Conference along with Director Mike Martin during the 2006-07 season. Prior to TCU, Cromley was

a student video assistant at Texas State University in 2001 and a student video assistant for the University of Houston from 1997-99 where he filmed football, men and women's basketball, women's soccer, track and field and swimming while being named MVP of the video department in 1999.

Born in Taipei, Taiwan, Cromley was raised in San Antonio, Texas before graduating with a bachelor's degree in mass communications from Texas State University and a master's degree in liberal arts from TCU. Cromley was honored in 2015 as a recognized Alumni from Southwest High School in San Antonio.

Cromley and his wife Bettina, live in Richardson, Texas with their sons, Jaxon and Cole.

MIKE McCORD

Equipment Director



Mike McCord is now in his 32nd season with the Cowboys, his 29th in the equipment department and his 27th heading up the department.

McCord originally joined the Cowboys in 1989 as the assistant ticket manager, spending two years in that capacity before moving to the football operations department in 1991. Before coming to Dallas, McCord spent two-and-a-half years with the University of Texas athletic department, one-and-a-half years as a part-time

student assistant before receiving his B.B.A. in marketing and then one year as a full-time intern for the Longhorns.

A native of Clovis, N.M., McCord graduated from Roosevelt High School in San Antonio, Texas, and spent two years attending Southwest Texas State before transferring to the University of Texas. He and his wife, Jan, live in Flower Mound, Texas, with their daughter, Megan, and son, Brock.

BUCKY BUCHANAN

Equipment Manager



William Andrew "Bucky" Buchanan begins his 27th year as the Cowboys equipment manager. Buchanan officially joined the Cowboys in 1994 after spending many weekends and summers in the equipment room helping his father, "Buck" Buchanan, the Cowboys equipment manager from 1973-93.

Before coming to the Cowboys, Buchanan spent one-and-a-half years with Willis Medical in Richardson,

Texas, and 10 years with the Skaggs Alpha Beta grocery store chain.

A native of Plano, Texas, Buchanan graduated from Plano High School. He has two sons - Thomas II and Brett. He and his wife, Deb, now reside in Highland Village, Texas, with four children, Jacob, Samantha, William and Cameron Buchanan Dean.

DYLAN KEANE

Assistant Equipment Manager



Dylan Keane originally joined the Dallas Cowboys organization in 2008, assisting in the equipment room of the Dallas Desperados. He became a part of the Dallas Cowboys equipment staff leading up to the 2009 season as an equipment intern.

In 2012 Keane became an equipment assistant, a position he has held for the previous six seasons.

Before landing with the Dallas Cowboys, Keane worked as a service technician for Jonmar Services.

Born in Lubbock, Texas, Keane went to high school in nearby Rockwall and attended classes at the University of North Texas.

PLAYERS



DORANCE ARMSTRONG

92 • Defensive End (DOOR-intz)

6-4 • 260 • 6/10/97
 Kansas • D4a-'18 (116th overall)
 NFL: 3rd Year • Cowboys: 3rd Year
 Games/Starts: 2019-15/0; Career-30/1
 Postseason: 2019-0/0; Career-0/0



PRO: The Dallas Cowboys drafted DORANCE ARMSTRONG in the fourth round (116th overall) of the 2018 NFL Draft in the hopes that his combination of athleticism and relentless motor translated to the pro game. Through his first two NFL seasons, ARMSTRONG has seen quality time as a reserve, playing in 30 games with one start. He is looking to have an increased role in Dallas' defensive line rotation in his third year as he has shown improvement and flashes of his ability as an edge rusher through two seasons.

TRANSACTION SUMMARY:

4/28/18: Drafted in the fourth round (116th overall) by Dallas.

2019:

- Played in 15 games for the second straight season and notched 16 tackles, two sacks, nine pressures and a forced fumble as a reserve defensive lineman. Also nabbed two tackles on special teams.
- Logged the first full sack of his career in the game against Green Bay (10/6), then had his first career forced fumble that was recovered by Jourdan Lewis and returned for a touchdown at the N.Y. Giants (11/4).

2018:

- Played in 15 games with one start and logged 15 tackles, a half sack, one tackle for a loss and six pressures as a rookie.
- Made his NFL debut as a reserve lineman and notched two tackles in the opener at Carolina (9/9), then made the first start of his career against Jacksonville (10/14) and had two tackles.
- Had his first sack stat, splitting one with Caraun Reid, against Tennessee (11/5).
- Was an inactive for both of the club's playoff contests.

COLLEGE:

- Kansas football's first-ever Preseason Big 12 Defensive Player of the Year and unanimous All-Big 12 first-team honoree as a junior, starting all 12 games and ranked third on the team with 63 total tackles, nine tackles for loss and 1.5 sacks. Also had seven hurries, four pass breakups, three forced fumbles and one fumble recovery.
- A consensus selection to the Big 12 Conference's first-team football honorees after tallying 10.0 sacks on the season, finishing fifth on KU's tackle leaderboard with 56 stops, 20 tackles for loss, five quarterback hurries, three forced fumbles and two fumbles recovered in his sophomore season.
- Saw action in all 12 games his freshman season, starting five straight contests to end the year, and totaled 23 tackles, five tackles for loss, 3.5 sacks, as well as four pass breakups.

PERSONAL:

- Closed his prep career as a first-team all-district selection at defensive end for North Shore High School in Houston, Texas.
- Majored in liberal arts and sciences.

COMMUNITY:

- 2018 Rookie Club presented by Essilor USA.
- 2018-19 Dallas Cowboys U High School Camp.
- 2019 Dallas Cowboys Draft Day/Fan Appreciation Party.
- 2019 NFL My Cause My Cleats Campaign.
- Annual Team Holiday Hospital Visits.
- Kick Off Luncheon and Dallas Cowboys Family Cookbook benefiting Happy Hill Farm.
- Make-A-Wish Foundation of North Texas.
- Salvation Army Angel Tree Christmas Program.

ARMSTRONG'S COWBOYS TOTALS

Year Team	GP-GS	DEFENSE								INTERCEPTIONS					FUMBLES REC					
		ST	AT	TT	Sks-Yds	Tkl/Ls	QB Prs	PBU	FF	No	Yds	Avg	Lg	TD	No	Yds	Avg	Lg	TD	
2018 Dallas	15-1	6	9	15	0.5(-1)	1(-2)	6	0	0	0	0	0	0	0	0	0	0	0	0	0
2019 Dallas	15-0	10	6	16	2.0(-24)	0(0)	9	0	1	0	0	0	0	0	0	0	0	0	0	0
Totals	30-1	16	15	31	2.5(-25)	1(-2)	15	0	1	0	0	0.0	0	0	0	0.0	0	0	0	0
Playoffs																				
2018 Dallas	0-0	0	0	0	0.0(0)	0(0)	0	0	0	0	0	0.0	0	0	0	0.0	0	0	0	0

ADDITIONAL STATISTICS

Special Teams Tackles – 2019 (1-1-2).

LEGEND



Pro Bowl Trophy –
Pro Bowl Selection



Lombardi Trophy –
Super Bowl Appearance

CHIDOBE AWUZIE (CHI-doh-bay ah-WUZ-yeh)

24 • Cornerback

6-0 • 203 • 5/24/95

Colorado • D2-'17 (60th overall)

NFL: 4th Year • Cowboys: 4th Year

Games/Starts: 2019-16/16; Career-41/36

Postseason: 2019-0/0; Career-2/2



PRO: With their second round selection (60th overall) in the 2017 NFL Draft, the Dallas Cowboys addressed their need in the secondary with the choice of Chidobe Awuzie from Colorado. As a rookie in Dallas, Awuzie played in 10 games with six starts, then in his second season, he took over as one of the starting corners and was third on the team with 84 tackles in 2018. He started all 16 games in 2019 and finished fourth on the unit with 84 tackles.

TRANSACTION SUMMARY:

4/28/17: Drafted in the second round (60th overall) by Dallas.

2019:

- Led all defensive backs - fourth on the defense - with 84 tackles and paced the club with a career-high tying 13 breakups, starting all 16 games for the first time in his career.
- Had his first career fumble recovery in the win over the N.Y. Giants (9/8), then picked off his third career pass to go with six tackles and a breakup at New Orleans (9/29).
- Had his career first tackle for loss and his first career pressure in the game against Green Bay (10/6), before posting consecutive eight-tackle games at the N.Y. Giants (11/4) and against Minnesota (11/10).

2018:

- Assumed a starting cornerback role, logging starts in 14-of-15 games played and finished third on the defense with 84 tackles, second with 13 breakups and one interception.
- Logged a career-best nine tackles against the N.Y. Giants (9/16) and again at Atlanta (11/18).
- Had his 100th career tackle in the game at Indianapolis (12/16), finishing with five.
- Intercepted his second career pass and added five tackles with two breakups in the win at the N.Y. Giants (12/30).
- Had six tackles and a breakup in his postseason debut in the Wild Card win over Seattle (1/5/19).

2017:

- Played in 10 games with six starts - starting the final four games of the season - and finished with 27 tackles, seven breakups, an interception and a forced fumble. Missed six games with a hamstring injury.
- Made his NFL debut in the opener against the N.Y. Giants (9/10) and tallied four tackles.
- Started his first career game with Orlando Scandrick (hand) inactive at Denver (9/17), but injured his hamstring early and sat out the remainder of the game.
- Started at corner against Washington (11/30) and tallied three tackles and three breakups, then had six tackles, one breakup and his first career forced fumble at Oakland (12/17).
- Recorded his first career interception in the season finale at Philadelphia (12/31).

COLLEGE:

- Completed a four-year college career with 273 tackles, 35 pass breakups, three interceptions, five forced fumbles and three fumble recoveries in 47 career games with 41 starts playing all defensive backfield positions.
- Finished his senior season with 60 tackles (48 solo), 4.0 sacks (tying his own single-season record for the most by any CU defensive back), two forced fumbles, 13 passes defended and one pick, starting all 13 games.
- Played in all 13 games (12 starts) as a junior and was named second-team All-Pac-12. Was a first-team All-Colo selection and recipient of the Dave Jones Award, as CU's most outstanding player on defense.
- As a sophomore, started the first nine games of the season, missing the last three after suffering a lacerated kidney in practice and finished the season third on the team with 64 tackles and eight breakups.
- Selected as the Hale Irwin Award winner by the coaches, presented to the most improved defensive back.
- Saw action in all 12 games as a freshman, including seven starts (six at the nickel position and one at left cornerback) and became just the 13th freshman to record 50-or-more tackles for a season, finishing with 59.

PERSONAL:

- Attended Oak Grove High School in San Jose, Calif., earning PrepStar All-West Region, SuperPrep preseason All-Far West and first-team all-area honors as a senior.
- As a senior running back, was third in his league with 1,285 yards (six 100-yard and two 200-yard games) on 138 attempts (9.3 avg.) and 14 touchdowns. Also was first in scoring in his league with 21 total scores.
- Also lettered three times in basketball, once in track where he owned career-bests of 21.7 in the 200-meter dash and 22-1 in the long jump.
- Graduated from Colorado with a degree in business management in December 2016, accomplishing the work in just three and a half years.

COMMUNITY:

- 2017 Rookie Club presented by Essilor USA.
- 2017-19 Dallas Cowboys U High School Camp.
- 2017, 2019 NFL My Cause My Cleats Campaign.
- 2018-19 Dallas Cowboys Draft Day/Fan Appreciation Party.
- 2018 Dirk Nowitzki Heroes Celebrity Baseball Game.
- 2019 visit to Café Momentum; a restaurant giving youth a second chance after the juvenile system.
- 2019 Salvation Army relief for Dallas tornado.
- Annual Team Holiday Hospital Visits.
- Kick Off Luncheon and Dallas Cowboys Family Cookbook benefiting Happy Hill Farm.
- Make-A-Wish Foundation of North Texas.
- Salvation Army Angel Tree Christmas Program.

AWUZIE'S COWBOYS TOTALS

Year Team	GP-GS	DEFENSE							INTERCEPTIONS				FUMBLES REC						
		ST	AT	TT	Sks- Yds	Tk/ Ls	QB Prs	PBU	FF	No	Yds	Avg	Lg	TD	No	Yds	Avg	Lg	TD
2017 Dallas	10-6	21	6	27	0.0(0)	0(0)	0	7	1	1	0	0.0	0	0	0	0	0.0	0	0
2018 Dallas	15-14	66	18	84	0.0(0)	0(0)	0	13	1	1	0	0.0	0	0	0	0	0.0	0	0
2019 Dallas	16-16	71	13	84	0.0(0)	1(-10)	1	13	0	1	0	0.0	0	0	1	0	0.0	0	0
Totals	41-36	158	37	195	0.0(0)	1(-10)	1	33	2	3	0	0.0	0	0	1	0	0.0	0	0

Playoffs		ST	AT	TT	Sks- Yds	Tk/ Ls	QB Prs	PBU	FF	No	Yds	Avg	Lg	TD	No	Yds	Avg	Lg	TD
2018 Dallas	2-2	11	2	13	0.0(0)	0(0)	0	2	0	0	0	0.0	0	0	0	0	0.0	0	0

SINGLE-GAME HIGHS

Tackles – 9 vs. N.Y. Giants, 9/16/18 and at Atlanta, 11/18/18

Playoffs – 7 at LA Rams, 1/12/19

Solo Tackles – 9 vs. N.Y. Giants, 9/16/18 and at Atlanta, 11/18/18

Playoffs – 6 at LA Rams, 1/12/19

Pass Breakups – 3 vs. Washington, 11/30/17

Playoffs – 1 vs. Seattle, 1/5/19 and at LA Rams, 1/12/19

AWUZIE'S CAREER GAME-BY-GAME

DEFENSE

2017 (Dallas)

Game	ST	AT	TT	Tk/ Ls	PBU	INTs		
						No/ Yds	Lg	TD
W-NYG 9/10	4	0	4					
L-@ Den 9/17								
W-@ Ari 9/25								
L-LAR 10/1								
L-GB 10/8	2	0	2					
W-@ SF 10/22								
W-@ Was 10/29								
W-KC 11/5								
L-@ Atl 11/12								
L-PHI 11/19								
L-LAC 11/23								
W-WAS 11/30	2	1	3			3		
W-@ NYG 12/10	3	1	4			2		
W-@ Oak 12/17	4	2	6			1		
L-SEA 12/24	3	2	5					
W-@ Phi 12/31	3	0	3			1	1/0	0 0
Totals	21	6	27			7	1/0	0 0

2018 (Dallas)

Game	ST	AT	TT	Tk/ Ls	PBU	INTs		
						No/ Yds	Lg	TD
L-@ Car 9/9	4	0	4			1		
W-NYG 9/16	9	0	9					
L-@ Sea 9/23	6	2	8					
W-Det 9/30	6	2	8			2		
L-@ Hou 10/7	3	2	5					
W-Jac 10/14								
L-@ Was 10/21	3	0	3			1		
L-Ten 11/5	6	1	7					
W-@ Phi 11/11	3	1	4			2		
W-@ Atl 11/18	7	2	9					
W-Was 11/22	4	0	4			2		

2018 (Dallas), cont.

Game	ST	AT	TT	Tk/ Ls	PBU	INTs		
						No/ Yds	Lg	TD
W-NO 11/29	4	0	4			1		
W-Phi 12/9	3	3	6			1		
L-@ Ind 12/16	2	3	5					
W-TB 12/23	3	0	3			1		
W-@ NYG 12/30	3	2	5			2	1/0	0 0
Totals	66	18	84			13	1/0	0 0

Playoffs

W-Sea 1/5/19	5	1	6			1		
L-@ LAR 1/12/19	6	1	7			1		
Totals	11	2	13			2		


2019 (Dallas)

Game	ST	AT	TT	Tk/ Ls	PBU	INTs		
						No/ Yds	Lg	TD
W-NYG 9/8	3	2	5			1		
W-@ Was 9/15	1	1	2					
W-Mia 9/22	7	0	7			1		
L-@ NO 9/29	5	1	6			2	1/0	0 0
L-GB 10/6	6	0	6	1(-10)				
L-@ NYJ 10/13	3	0	3			1		
W-Phi 10/20	5	0	5					
W-@ NYG 11/4	7	1	8			1		
L-Min 11/10	6	2	8					
W-@ Det 11/17	2	1	3			2		
L-@ NE 11/24	5	2	7			1		
L-Buf 11/28	4	0	4					
L-@ Chi 12/5	4	1	5					
W-LAR 12/15	6	1	7			2		
L-@ Phi 12/22	3	0	3					
W-Was 12/29	4	1	5			2		
Totals	71	13	84	1(-10)		13	1/0	0 0

BLAKE BELL

80 • Tight End

6-6 • 260 • 8/7/91
Oklahoma • UFA(KC)-'20
NFL: 6th Year • Cowboys: 1st Year
Games/Starts: 2019-15/7-KC; Career-65/19
Postseason: 2019-3/0-KC; Career-3/0



STAFF
BLAKE BELL
2019 SEASON
RECORDS
PLAYOFF RECORDS
HISTORY
SIDELINES

PRO: With big changes ahead for the tight end position for 2020 and beyond due to the departure of Jason Witten, the Dallas Cowboys signed free agent Blake Bell on March 25 to bring much needed veteran depth to the offense. Bell, fresh off a Super Bowl championship run in 2019 with the Kansas City Chiefs, brings along five years of experience between four teams where he has primarily been used as a blocker. However, the former Oklahoma product has caught 38 passes for 424 yards (11.2 avg.) in 65 career games with 19 starts.



TRANSACTION SUMMARY:

- 4/7/20:** Signed a one-year contract with Dallas through 2020.
- 4/2/19:** Signed with Kansas City.
- 9/1/18:** Released by Minnesota and signed by Jacksonville (10/16).
- 12/15/17:** Placed on Reserve/Injured with a shoulder injury.
- 9/2/17:** Waived by San Francisco and claimed by Minnesota (9/3).
- 12/19/16:** Placed on Reserve/Injured with a shoulder injury.
- 5/2/15:** Drafted in the fourth round (117th overall) by San Francisco.

2019 (Kansas City):

- Set career-bests in games played (15) and starts (seven) while catching eight passes for 67 yards.
- Caught a season-high two passes for 41 yards with a season-long 30-yard reception against Denver (12/15).
- Made his postseason debut in the AFC Divisional Playoff Game against Houston (1/12/20), catching two passes for 15 yards and his first career touchdown.
- Made one reception for nine yards in Super Bowl LIV against San Francisco (2/2/20).

2018 (Minnesota/Jacksonville):

- Spent the offseason and training camp with Minnesota before being released during final cuts.
- Signed with Jacksonville on Oct. 16 and went on to play in 10 games with four starts for the Jaguars, catching eight passes for 67 yards.
- Also returned his career first kickoff nine yards.
- Made his Jaguars debut five days after his signing against Houston (10/21), but did not record any stats.
- Recorded a season-high two receptions for 27 yards at Indianapolis (11/11).

2017 (San Francisco/Minnesota):

- Began the offseason with San Francisco, was released during final cuts on Sept. 2 and claimed off waivers by Minnesota the next day.
- Played in 13 games with three starts for the Vikings, catching three passes for 19 yards.
- Suffered a shoulder injury late in the season and was placed on Reserve/Injured on Dec. 15.
- Made his Vikings debut playing in some offensive packages and special teams against New Orleans (9/11) but did not record any stats.
- Made his first start as a Viking against Detroit (10/1) and caught his first pass of the season for 12 yards.
- Notched his third start of the year and caught a season-high two passes for seven yards and a two-point conversion at Carolina (12/10). Also added a special teams tackle.

2016 (San Francisco):

- Appeared in 13 games before his season ended with a shoulder injury, forcing him to be placed on Reserve/Injured on Dec. 19.
- Totaled four catches for 85 yards on the year while also contributing seven special teams tackles.

2015 (San Francisco):

- Appeared in 14 games with five starts as a rookie, making 15 receptions for 186 yards.
- Made his NFL debut against Minnesota (9/14).
- Recorded first career reception, an 11-yard catch, at Pittsburgh (9/20).
- Hauled in three catches for 67 yards, including a career-long 48-yard reception, against Arizona (11/29).
- Set a season-high with four receptions for 43 yards against Cincinnati (12/20).

COLLEGE:

- Played in 43 games (16 starts) for Oklahoma, starting his career at quarterback before moving to tight end as a senior.
- Played in 31 games (eight starts) at quarterback and completed 150-of-253 attempts (59.3 pct.) for 1,763 yards, with 12 touchdowns and six interceptions while adding 627 yards and 24 touchdowns on 177 carries.
- As a tight end played in 12 games (eight starts) and registered 16 receptions for 214 yards and four touchdowns.
- Earned Oklahoma's Bob Kalsu Award as a senior, which is given annually to a member of the team who personifies Kalsu's spirit of leadership, serving as a motivator and role model for his teammates.
- Earned first-team Academic All-Big 12 as a sophomore and second-team All-Big 12 as a sophomore.
- As a freshman, rushed for 171 yards and 13 touchdowns on 44 carries, and his 13 touchdowns broke the school record for rushing touchdowns by a freshman quarterback.
- Sat out his first year on campus as a redshirt in 2010.

PERSONAL:

- Attended Bishop Carroll High School in Wichita, Kan., where he threw for 2,752 yards and 32 touchdowns and rushed for 839 yards as a senior.
- Was also drafted by Major League Baseball's Detroit Tigers in the 43rd round (1,303rd overall) in the 2010 Major League Baseball draft.
- His father, Mark, played tight end and defensive end in the NFL from 1979-84 for Seattle, and the Baltimore and Indianapolis Colts, and his uncle, Mike, played defensive end for the Chiefs from 1979-91.
- Majored in arts and sciences planned program at Oklahoma.

BELL'S NFL TOTALS

Year Team	GP-GS	RECEIVING					SPECIAL TEAMS TACKLES							
		No	Yds	Avg	Long	TD	Solo	Ast	Tot	FF	FR	BP	BFG	BXP
2015 San Francisco	14-5	15	186	12.4	48	0	0	0-	0	0	0	0	0	0
2016 San Francisco	13-0	4	85	21.3	45	0	3	2-	5	0	0	0	0	
2017 Minnesota	13-3	3	19	6.3	12	0	1	0-	1	0	0	0	0	
2018 Jacksonville	10-4	8	67	8.4	16	0	1	0-	1	0	0	0	0	
2019 Kansas City	15-7	8	67	8.4	30	0	2	0-	2	0	0	0	0	
Totals	65-19	38	424	11.2	48	0	7	2-	9	0	0	0	0	
Playoffs														
2019 Kansas City	3-0	3	24	8.0	9t	1	0	0-	0	0	0	0	0	

ADDITIONAL STATISTICS

Kickoff Returns – 2018 (1 for 9 yards).

ANTHONY BROWN**30 • Cornerback**

5-11 • 188 • 12/15/93

Purdue • D6a-'16 (189th overall)

NFL: 5th Year • Cowboys: 5th Year

Games/Starts: 2019-9/4; Career-56/33

Postseason: 2019-0/0; Career-3/2



PRO: The Dallas Cowboys improved their depth in the defensive backfield when they drafted Anthony Brown with their first choice in the sixth round (189th overall) of the 2016 NFL Draft. After finishing his collegiate career at Purdue starting each of his final 34 games, Brown stepped up as a rookie, playing in all 16 games with nine starts. He placed sixth on the team with 56 tackles, fourth with eight breakups and was one-of-eight players with an interception. In his second season, Brown duplicated his tackle numbers from his rookie season, again finishing sixth with 56, along with his first career sack, two tackles for loss, a pressure, two interceptions and 11 breakups. In 2018 Brown settled into the role as a club's starter in the nickel and tallied 46 tackles with a pair of sacks. Brown's 2019 season was off to another good start as he was solidified as the nickel back, but a triceps injury landed him on Reserve/Injured after playing in nine games with four starts.

TRANSACTION SUMMARY:

3/20/20: Signed a three-year contract with Dallas through 2022.

11/20/19: Placed on Reserve/Injured with a triceps injury.

4/30/16: Drafted in the sixth round (189th overall) by Dallas.

2019:

- Started four of the nine games he played as the club's nickel corner, notching 20 tackles, one tackle for loss, five breakups and a pressure before a triceps injury landed him on IR.
- Played in his 50th career game and had a season-high six tackles and two breakups starting against Miami (9/22).
- Left the Jets (10/13) game with a hamstring injury, was inactive against Philadelphia (10/20), then returned in a reserve role at the N.Y. Giants (11/4).
- Left the game at Detroit (11/17) with the triceps injury that officially ended his season on Nov. 20.

2018:

- Started 10 of the 15 games he played as the nickel corner and was eighth on the defense with 46 tackles.
- Added a career-high 2.0 sacks, eight breakups, two pressures, one interception and a forced fumble.
- Had a sack, a breakup, an interception and four tackles on Thanksgiving Day against Washington (11/22).
- Notched a sack, three breakups and three tackles in the win over New Orleans (11/29).

2017:

- Started 10-of-16 games played and finished sixth on the defense with 56 tackles along with two stops for losses, a sack, 11 breakups, two interceptions, one pressure and a forced fumble.
- Had the first takeaway of the season for Dallas, picking off a pass in the opener against the N.Y. Giants (9/10).
- Played as a reserve against Washington (11/30) and notched his 100th career tackle, finishing with one, along with a breakup and an interception.
- Notched his first career sack along with a breakup and four tackles in the finale at Philadelphia (12/31).

2016:

- Started nine-of-16 games played as a rookie and finished with 56 tackles and fourth with eight deflections.
- Made his NFL debut against the N.Y. Giants (9/11) and notched his first career tackles, finishing with four.
- Had his first NFL start in place of Orlando Scandrick (hamstrings) as the team opened in the nickel against Chicago (9/25) and posted four tackles.
- Notched nine tackles with his first career stop for a loss in the win against Cincinnati (10/9).
- Had a season-high 10 tackles - eight solo - with a tackle for a loss, his first career forced fumble and a special teams tackle in the win at Green Bay (10/16).
- Intercepted his first career pass to go along with two tackles and a breakup at the N.Y. Giants (12/11).

COLLEGE:

- Finished fifth on the defense with 59 tackles, one stop for a loss, a team-best four interceptions, six breakups, a fumble recovery and a blocked kick, starting all 12 games as a senior. Added 39 rush yards on a fake punt.
- Started all 12 games as a junior and finished with 54 tackles, six for losses, 1.5 sacks and 10 breakups.
- As a sophomore, started 10 of the 12 games he played, finishing second on the team with 59 stops, three for losses, a forced fumble and three deflections.
- Played in 10 games as a reserve and notched six tackles as a freshman.

PERSONAL:

- Second-team All-Hillsborough County with 25 tackles, two interceptions and three breakups as a senior at Hillsborough High School in Tampa, Fla. Also gained 911 yards on 139 runs with 14 touchdowns on offense.
- He and his fiancé, Treyvia, have two sons, Anthony, Jr. and Major.
- Earned his degree in business from Purdue.

COMMUNITY:

- 2016 Rookie Club.
- 2016-19 Dallas Cowboys U High School Camp.
- 2017, 2019 Dallas Cowboys Draft Day/Fan Appreciation Party.
- 2017 The Salvation Army Disaster Relief Telethon for Hurricane Harvey.
- 2018 Fuel up to Play 60 Cowboy for a Day VIP Experience.
- 2018 Dirk Nowitzki Heroes Celebrity Baseball Game.
- Annual Team Holiday Hospital Visits.
- Kickoff Luncheon and Dallas Cowboys Family Cookbook benefiting Happy Hill Farm.
- Make-A-Wish Foundation of North Texas.
- Salvation Army Angel Tree Christmas Program.

A. BROWN'S COWBOYS TOTALS

Year Team	GP-GS	DEFENSE								INTERCEPTIONS				FUMBLES REC					
		ST	AT	TT	Sks-Yds	Tk/Ls	QB Prs	PBU	FF	No	Yds	Avg	Lg	TD	No	Yds	Avg	Lg	TD
2016 Dallas	16-9	36	20	56	0.0(0)	2(-9)	0	8	1	1	0	0.0	0	0	0	0.0	0	0	0
2017 Dallas	16-10	44	12	56	1.0(-14)	2(-3)	1	11	1	2	16	8.0	16	0	0	0.0	0	0	
2018 Dallas	15-10	35	11	46	2.0(-15)	0(0)	1	8	1	1	1	1.0	1	0	0	0.0	0	0	
2019 Dallas	9-4	13	7	20	0.0(0)	1(-2)	1	5	0	0	0	0.0	0	0	0	0.0	0	0	
Totals	56-33	128	50	178	3.0(-29)	5(-14)	3	32	3	4	17	4.3	16	0	0	0.0	0	0	
Playoffs																			
2016 Dallas	1-0	1	0	1	0.0(0)	0(0)	0	0	0	0	0	0.0	0	0	0	0.0	0	0	
2018 Dallas	2-2	4	3	7	0.0(0)	0(0)	0	0	0	0	0	0.0	0	0	0	0.0	0	0	
Totals	3-2	5	3	8	0.0(0)	0(0)	0	0	0	0	0	0.0	0	0	0	0.0	0	0	

ADDITIONAL STATISTICS

Special Teams Tackles – 2016 (2-2-4), 2017 (3-0-3, 1FF), 2018 (2-0-2). **Totals: (7-2-9, 1 FF).**

SINGLE-GAME HIGHS

Tackles – 10 at Green Bay, 10/16/16
Solo Tackles – 8 at Green Bay, 10/16/16
Pass Breakups – 3 at Oakland, 12/17/17 and vs. New Orleans, 11/29/18

A. BROWN'S CAREER GAME-BY-GAME

Game	2016 (Dallas)								2017 (Dallas)								
	ST	AT	TT	Tk/Ls	PBU	INTs No/Yds	Lg	TD	ST	AT	TT	Tk/Ls	PBU	INTs No/Yds	Lg	TD	
L-NYG 9/11	1	3	4						W-NYG 9/10	0	1	1		1	1/0	0	0
W-Was 9/18									L-Den 9/17	7	0	7		1			
W-Chi 9/25	3	1	4						W-Ari 9/25	1	2	3					
W-SF 10/2	1	2	3			2			L-LAR 10/1	3	2	5	1(-2)	1			
W-Cin 10/9	4	5	9	1(-3)					L-GB 10/8	4	0	4					
W-GB 10/16	8	2	10	1(-6)					W-SF 10/22	6	0	6					
W-Phi 10/30									W-Was 10/29	3	1	4					
W-Cle 11/6	1	0	1						W-KC 11/5	4	0	4	1(-1)				
W-Pit 11/13	5	1	6						L-Atl 11/12	4	0	4		2			
W-Bal 11/20	0	5	5	1					L-Phi 11/19	3	1	4		1			
W-Was 11/24	6	0	6	1					L-LAC 11/23	2	0	2					
W-Min 12/1	3	1	4	1					W-Was 11/30	1	0	1		1	1/16	16	0
L-NYG 12/11	2	0	2	1	1/0	0	0		W-Atl 12/10	1	0	1					
W-TB 12/18	2	0	2						W-Oak 12/17	1	3	4		3			
W-Det 12/26				1					L-Sea 12/24	0	2	2					
L-Phi 1/1/17				1					W-Phi 12/31	4	0	4		1			
Totals	36	20	56	2(-9)	8	1/0	0	0	Totals	44	12	56	2(-3)	11	2/16	16	0

Playoffs

L-GB 1/15/17 1 0 - 1

2018 (Dallas)

Game	ST	AT	TT	INTs			
				Tk/Ls	PBU	No/Yds	Lg TD
L-@ Car 9/9	3	0	-	3			
W-NYG 9/16	1	1	-	2		1	
L-@ Sea 9/23	3	1	-	4			
W-Det 9/30	1	0	-	1			
L-@ Hou 10/7	4	0	-	4			
W-Jac 10/14	2	1	-	3			
L-@ Was 10/21	3	1	-	4			
L-Ten 11/5	2	2	-	4			
W-@ Phi 11/11	3	0	-	3			
W-@ Atl 11/18	3	1	-	4			
W-Was 11/22	3	1	-	4		1	1/1 1 0
W-NO 11/29	1	2	-	3		3	
W-Phi 12/9	2	0	-	2		1	
L-@ Ind 12/16	2	1	-	3			
W-TB 12/23							INACTIVE/INJURED-Back
W-@ NYG 12/30	2	0	-	2		1	
Totals	35	11	-	46		8	1/1 1 0

Playoffs

W-Sea 1/5/19	1	1	-	2			
L-@ LAR 1/12/19	3	2	-	5			
Totals	4	3	-	7			

2019 (Dallas)

Game	ST	AT	TT	INTs			
				Tk/Ls	PBU	No/Yds	Lg TD
W-NYG 9/8	2	2	-	4			
W-@ Was 9/15	2	0	-	2		1	
W-Mia 9/22	4	2	-	6		2	
L-@ NO 9/29	3	2	-	5		1(-2)	
L-GB 10/6	1	1	-	2		1	
L-@ NYJ 10/13	1	0	-	1			
W-Phi 10/20							INACTIVE/INJURED-Hamstring
W-@ NYG 11/4							
L-Min 11/10							
W-@ Det 11/17						1	
L-@ NE 11/24							RESERVE/INJURED-Triceps
L-Buf 11/28							RESERVE/INJURED-Triceps
L-@ Chi 12/5							RESERVE/INJURED-Triceps
W-LAR 12/15							RESERVE/INJURED-Triceps
L-@ Phi 12/22							RESERVE/INJURED-Triceps
W-Was 12/29							RESERVE/INJURED-Triceps
Totals	13	7	-	20		1(-2)	5

NOAH BROWN

85 • Wide Receiver


6-2 • 215 • 1/6/96

Ohio State • D7b-'17 (239th overall)

NFL: 4th Year • Cowboys: 4th Year

Games/Starts: 2019-0/0; Career-21/3

Postseason: 2019-0/0; Career-2/0



PRO: Looking to add a receiver with size, the Dallas Cowboys drafted Noah Brown out of Ohio State in the seventh round (239th overall) of the 2017 NFL Draft. The 6-2 wideout was a big target for the Buckeyes, and in his first season in Dallas, he played in 13 games with one start, seeing most of his time on special teams, catching four passes for 33 yards on offense. Brown landed on Reserve/Injured with a hamstring injury coming out of training camp in 2018, but was activated later in the season to play in the final eight games, mostly as a blocker. His 2019 season also ended before it started as he was placed on Reserve/PUP with a knee injury before Week 1.

TRANSACTION SUMMARY:

8/31/19: Placed on Reserve/PUP with a knee injury.

9/3/18: Placed on Reserve/Injured with a hamstring injury and activated (11/9).

4/29/17: Drafted in the seventh round (239th overall) by Dallas.

2019:

- Spent the entire season on Reserve/PUP after undergoing offseason knee surgery.

2018:

- Suffered a hamstring injury in the preseason and was placed on Reserve/Injured following the final cut date.
- Returned to practice Nov. 1, activated Nov. 9 and played in the final eight games and both playoff contests.
- Saw most of his time as a blocker, but caught five passes for 54 yards with a pair of catches for 19 yards in Dallas' playoff games. Also added five tackles on special teams.
- Made his season debut on special teams and offense at Philadelphia (11/11).
- Had his first catch of the year - a 22-yarder - on Thanksgiving Day against Washington (11/22).

2017:

- Made his NFL debut in the game at Denver (9/17), playing on offense and special teams, then caught his first career pass - a 13-yarder - at Arizona (9/25).
- Had his first career start as Dallas opened with three receivers against Seattle (12/24).

COLLEGE:

- Honorable mention All-Big Ten as he started all 13 games for the Buckeyes, ranked second on the team with 32 receptions and 402 receiving yards and tied for the team lead with seven touchdown catches.
- Broke a bone in his leg during fall camp and was issued a redshirt season as a sophomore.
- Played in 11 games as a true freshman and caught one pass for nine yards with one rush for -4 yards.

PERSONAL:

- Attended Pope John XXIII High School in Sparta, N.J., where he was listed as high as the No. 9 athlete by Rivals and No. 13 by 247Sports.
- Was first-team All-New Jersey by the Newark Star-Ledger and named the West Jersey player of the year as a senior after amassing 1,363 total offensive yards and 21 touchdowns while helping Pope John reach the non-public league Group 3 final.
- Majored in human development and family sciences.

COMMUNITY:

- 2017 Rookie Club presented by Essilor USA.
- 2017-19 Dallas Cowboys U High School Camp.
- 2019 Dallas Cowboys Draft Day/Fan Appreciation Party.
- Annual Team Holiday Hospital Visits.
- Kickoff Luncheon and Dallas Cowboys Family Cookbook benefiting Happy Hill Farm.
- Make-A-Wish Foundation of North Texas.
- Salvation Army Angel Tree Christmas Program.

N. BROWN'S COWBOYS TOTALS

Year Team	GP-GS	RECEIVING					SPECIAL TEAMS TACKLES			
		No	Yds	Avg	Long	TD	Solo	Asst	Tot	Blk Kick
2017 Dallas	13-1	4	33	8.3	14	0	0	0	0	0
2018 Dallas	8-2	5	54	10.8	22	0	4	1	5	0
2019 Dallas	0-0			RESERVE/PUP-Knee				RESERVE/PUP-Knee		
Totals	21-3	9	87	9.7	22	0	4	1	5	0
Playoffs										
2018 Dallas	2-0	2	19	9.5	13	0	1	0	1	0

N. BROWN'S CAREER GAME-BY-GAME RECEIVING

Game	2017 (Dallas)				
	No	Yds	Avg	Long	TD
W-NYG 9/10			INACTIVE		
L-@ Den 9/17					
W-@ Ari 9/25	1	13	13.0	13	0
L-LAR 10/1					
L-GB 10/8			INACTIVE		
W-@ SF 10/22					
W-@ Was 10/29					
W-KC 11/5			INACTIVE/INJURED-Thigh		
L-@ Atl 11/12					
L-PHI 11/19	1	14	14.0	14	0
L-LAC 11/23					
W-WAS 11/30	1	-2	-2.0	-2	0
W-@ NYG 12/10					
W-@ Oak 12/17	1	8	8.0	8	0
L-SEA 12/24					
W-@ Phi 12/31					
Totals	4	33	8.3	14	0

Game	2018 (Dallas)				
	No	Yds	Avg	Long	TD
L-@ Car 9/9			RESERVE/INJURED-Hamstring		
W-NYG 9/16			RESERVE/INJURED-Hamstring		
L-@ Sea 9/23			RESERVE/INJURED-Hamstring		
W-Det 9/30			RESERVE/INJURED-Hamstring		
L-@ Hou 10/7			RESERVE/INJURED-Hamstring		
W-Jac 10/14			RESERVE/INJURED-Hamstring		
L-@ Was 10/21			RESERVE/INJURED-Hamstring		
L-Ten 11/5			RESERVE/INJURED-Hamstring		
W-@ Phi 11/11					
W-@ Atl 11/18					
W-Was 11/22	1	22	22.0	22	0
W-NO 11/29	1	9	9.0	9	0
W-Phi 12/9					

Game	2018 (Dallas), cont.				
	No	Yds	Avg	Long	TD
L-@ Ind 12/16	1	14	14.0	14	0
W-TB 12/23	1	6	6.0	6	0
W-@ NYG 12/30	1	3	3.0	3	0
Totals	5	54	10.8	22	0
Playoffs					
W-Sea 1/5/19	1	6	6.0	6	0
L-@ LAR 1/12/19	1	13	13.0	13	0
Totals	2	19	9.5	13	0

Game	2019 (Dallas)				
	No	Yds	Avg	Long	TD
W-NYG 9/8			RESERVE/PUP-Knee		
W-@ Was 9/15			RESERVE/PUP-Knee		
W-Mia 9/22			RESERVE/PUP-Knee		
L-@ NO 9/29			RESERVE/PUP-Knee		
L-GB 10/6			RESERVE/PUP-Knee		
L-@ NYJ 10/13			RESERVE/PUP-Knee		
W-Phi 10/20			RESERVE/PUP-Knee		
W-@ NYG 11/4			RESERVE/PUP-Knee		
L-Min 11/10			RESERVE/PUP-Knee		
W-@ Det 11/17			RESERVE/PUP-Knee		
L-@ NE 11/24			RESERVE/PUP-Knee		
L-Buf 11/28			RESERVE/PUP-Knee		
L-@ Chi 12/5			RESERVE/PUP-Knee		
W-LAR 12/15			RESERVE/PUP-Knee		
L-@ Phi 12/22			RESERVE/PUP-Knee		
W-Was 12/29			RESERVE/PUP-Knee		
Totals					

VENTELL BRYANT

83 • Wide Receiver

6-3 • 206 • 8/24/96

Temple • FA-19

NFL: 2nd Year • Cowboys: 2nd Year

Games/Starts: 2019-12/0; Career-12/0

Postseason: 2019-0/0; Career-0/0



PRO: The Dallas Cowboys signed Ventell Bryant to their practice squad after the final cuts in 2019 to add young, athletic depth to their roster. Bryant went to camp with the Cincinnati Bengals after signing with the team as a rookie free agent following the 2019 NFL Draft, but he was released at the end. After spending the first month of the season on Dallas' practice squad, Bryant impressed coaches with his progress on special teams coverage units enough for him to earn a spot on the active roster. He finished his rookie season playing in 12 games and posted six special teams stops while seeing limited time on offense, catching one pass for a 15-yard score. Bryant enters his second pro looking to improve upon his rookie year on both offense and special teams.

TRANSACTION SUMMARY:

9/2/19: Signed to Dallas' practice squad and activated (10/2).

8/31/19: Waived by Cincinnati.

5/11/19: Signed with Cincinnati as an undrafted free agent.

2019 (Cincinnati/Dallas):

- Signed with Cincinnati as an undrafted free agent, went to training camp with the Bengals but was released before the season.
- Signed to Dallas' practice squad Sept. 2, activated Oct. 2 and played in 12 games - mainly on special teams - posting six special teams tackles and catching one pass for a 15-yard touchdown.
- Made his NFL debut on special teams against Green Bay (10/6), then saw his first career snaps on offense at the N.Y. Jets (10/13).
- Had his first career special teams stops (two) against Philadelphia (10/20) before making his first career catch - a 15-yard touchdown - against Buffalo (11/28).

COLLEGE:

- Played in 48 games at Temple, where he became the program's all-time leader in receptions (173) and receiving yards (2,444) and scored 10 touchdowns.
- Played in all 13 games as a senior in 2018 and recorded a team-leading 690 receiving yards with three scores.
- Saw limited action as a junior in 2017 in 10 games, posting 29 catches for 280 yards.
- In 2016 as a sophomore, posted a career-high 895 receiving yards and four touchdowns despite missing two games from injury, earning a spot on the Fred Biletnikoff Award Watch List.
- Finished second on the team in receptions and receiving yards as a redshirt freshman in 2015, notching 39 receptions for 579 yards and three touchdowns in 14 games. Earned a spot on the American Athletic Conference All-Academic Team.

PERSONAL:

- Attended Jefferson High School in Tampa, Fla., where he led his school to a 10-2 record and the second round of the state playoffs as a senior with 34 catches for 756 yards and 11 touchdowns.
- Earned first team All-Western Conference honors as a senior.

COMMUNITY:

- 2019 Rookie Club presented by Essilor USA.
- 2019 Early Thanksgiving Day Meal at The Salvation Army.
- 2019 Salvation Army relief for Dallas tornado.
- Annual Holiday Hospital Visits.
- Make-A-Wish Foundation of North Texas.


BRYANT'S COWBOYS TOTALS

Year Team	GP-GS	RECEIVING					SPECIAL TEAMS TACKLES			
		No	Yds	Avg	Long	TD	Solo	Asst	Tot	Blk Kick
2019 Dallas.....	12-0	1	15	15.0	15t	1	6	0	6	0

DEANTE BURTON

33 • Cornerback

6-2 • 210 • 7/12/94
 Kansas State • PS(IND)-'19
 NFL: 3rd Year • Cowboys: 2nd Year
 Games/Starts: 2019-3/0; Career: 6/0
 Postseason: 2019-0/0; Career: 1/0



PRO: The Dallas Cowboys signed Deante Burton off the Indianapolis Colts practice squad on Nov. 20 after losing Anthony Brown for the season to a triceps injury. Burton saw time in three games with Dallas and will look to make a bigger impact with the team in 2020. Burton initially signed with Atlanta as an undrafted free agent in 2017 where he converted from wide receiver to cornerback. After spending his rookie year on Atlanta's practice squad and a brief stint with Green Bay early in 2018, Burton returned to the Falcons active roster where he played in one game. He ended up back on Atlanta's practice squad before signing with Houston. Burton finished 2018 with the Texans, playing in two games and a Wild Card playoff game.

TRANSACTION SUMMARY:

- 11/20/19:** Signed with Dallas.
- 8/26/19:** Waived by Houston and signed to Indianapolis' practice squad (9/24).
- 9/25/18:** Signed to Atlanta's practice squad and signed to Houston's active roster (10/31).
- 9/11/18:** Claimed off waivers by Green Bay and released (9/19).
- 9/2/18:** Signed to Atlanta's practice squad, activated (9/4) and waived (9/10).
- 1/15/18:** Signed with Atlanta as a future and waived (9/1).
- 5/1/17:** Signed with Atlanta as an undrafted free agent, waived (9/2) and signed to Atlanta's practice squad (9/3).

2019 (Houston/Indianapolis/Dallas):

- Went to camp with Houston, was released (8/26) and added to the Indianapolis practice squad (9/24).
- Signed to Dallas' active roster off the Colts practice squad (11/20).
- Made his Cowboys debut at Chicago (12/5) and saw time on special teams at Philadelphia (12/22) and in the finale against Washington (12/29).

2018 (Atlanta/Green Bay/Houston):

- Appeared in three regular season contests and one postseason game between his time with Atlanta and Houston and posted five tackles and one forced fumble.
- Also served a brief stint with Green Bay.
- Made his NFL debut with the Falcons in the opener at Philadelphia (9/6) and had his first career tackle - an assist.
- Waived Sept. 10, claimed by Green Bay the next day, then released Sept. 19.
- Signed with Houston after spending October on Atlanta's practice squad and played in two games for the Texans.
- In his Texans debut at Philadelphia (12/23), logged four tackles.
- Made an appearance in the Texans Wild Card Playoff Game against Indianapolis (1/5/19).

2017 (Atlanta):

- Signed with Atlanta as an undrafted free agent and spent the season on the practice squad where he converted to cornerback after a collegiate career at wide receiver.

COLLEGE:

- Appeared in 48 games with 35 starts for Kansas State as a wide receiver and recorded 84 catches for 1,085 yards and five touchdowns.
- In 2016 started all 13 games as a senior and accumulated 29 receptions for 404 yards and a touchdown and earned first-team Academic All-Big 12 honors.
- As a junior in 2015, led the team in catches (38), receiving yards (510) and touchdown receptions (four).
- In 2014 played in 13 games (nine starts) and posted 17 receptions for 171 yards.
- Earned snaps in nine games as a redshirt freshman.

PERSONAL:

- Attended Manhattan, Kan., High School, where he was a first-team All-Centennial League as a senior, earned all-state honors at defensive back and caught 20 catches for 327 yards and five touchdowns at wide receiver.
- Majored in journalism and mass communications at Kansas State.

COMMUNITY:

- Annual Team Holiday Hospital Visits.
- Make-A-Wish Foundation of North Texas.

BURTON'S NFL TOTALS

Year Team	GP-GS	DEFENSE								INTERCEPTIONS					FUMBLES REC				
		ST	AT	TT	Sks-Yds	Tk/Ls	QB Prs	PBU	FF	No	Yds	Avg	Lg	TD	No	Yds	Avg	Lg	TD
2017 Atlanta	0-0	PRACTICE SQUAD																	
2018 Atlanta	1-0	0	1	1	0.0(0)	0(0)	0	0	0	0	0	0.0	0.0	0.0	0	0	0.0	0.0	0.0
Houston	2-0	4	0	4	0.0(0)	0(0)	0	0	1	0	0	0.0	0.0	0.0	0	0	0.0	0.0	0.0
2019 Dallas	3-0	0	0	0	0.0(0)	0(0)	0	0	0	0	0	0.0	0.0	0.0	0	0	0.0	0.0	0.0
Totals	6-0	4	1	5	0.0(0)	0(0)	0	0	1	0	0	0.0	0.0	0.0	0	0	0.0	0.0	0.0
Playoffs																			
2018 Houston	1-0	0	0	0	0.0(0)	0(0)	0	0	0	0	0	0.0	0.0	0.0	0	0	0.0	0.0	0.0

HA HA CLINTON-DIX

27 • Safety

6-1 • 212 • 12/21/92

Alabama • UFA(Chi)-20

NFL: 7th Year • Cowboys: 1st

Games/Starts: 2019-16/16-Chi; Career-96/90

Postseason: 2019-0/0; Career-7/7



2016

PRO: The Dallas Cowboys signed free agent safety Ha Ha Clinton-Dix on March 19 to help bolster the position in 2020. Clinton-Dix is a former first round pick (21st overall) made by Cowboys Head Coach Mike McCarthy while both where with the Green Bay Packers in 2014. The former Alabama product has appeared in 96 games with 90 starts over six seasons with the Green Bay Packers (2015-18), Washington Redskins (2018) and Chicago Bears (2019), posting 563 tackles, 45 passes defended, 16 interceptions, 5.5 sacks, four forced fumbles and four fumble recoveries. Clinton-Dix has made at least one interception in each of his six pro seasons, including a career-high five in 2016 that sent him to the Pro Bowl, and his 13 interceptions since 2016 are tied for second in the NFL among safeties. In Dallas he is expected to compete for a starting role in the defensive backfield.

TRANSACTION SUMMARY:

4/7/20: Signed a one-year contract with Dallas as an unrestricted free agent through 2020.

3/14/19: Signed with Chicago.

10/30/18: Traded to Washington from Green Bay for a 2019 fourth round draft pick.

5/8/14: Drafted in the first round (21st overall) by Green Bay.

2019 (Chicago):

- In one season with the Bears, finished third on the team with 78 tackles, tied for second on the team with two interceptions and tied for third with five pass breakups while starting all 16 games.
- Recorded his third career multi-interception game at Washington (9/23) with a career-high 96 return yards on two picks, including his first career touchdown on a career-long 59-yard return.
- Also notched a season-best nine tackles and two breakups at Washington (9/23).

2018 (Green Bay/Washington):

- Appeared in 16 games, starting seven, in Green Bay before being traded to Washington where he made an additional nine starts.
- Between Green Bay and Washington, totaled 103 tackles, eight passes defended, three interceptions, two forced fumbles, one fumble recovery and a sack on the season.
- Established a career-long streak with an interception in three straight games - against Minnesota (9/16), at Washington (9/23) and against Buffalo (9/30).
- Amassed a career-high tying 13 tackles against Houston (11/18).

2017 (Green Bay):

- Started all 16 games for the Packers, recording 86 tackles, three interceptions, 10 pass breakups and one tackle for loss.
- Made eight stops, one for a loss, an interception and a breakup against Chicago (9/28).
- Also had picks against Baltimore (11/19) and at Cleveland (12/10).
- Collared a season-best nine tackles against Tampa Bay (12/3).

2016 (Green Bay):

- Made 83 tackles, a half sack, nine pass breakups, one forced fumble, a career-high five interceptions and was selected to the Pro Bowl for the first time while starting all 16 games.
- Notched two multi-interception games against Indianapolis (11/6) and at Chicago (12/18), becoming the first Packer to have multiple two-interception games in a season since Charles Woodson in 2011.
- Named NFC Defensive Player of the Week for his two-interception performance at Chicago, becoming the first Packers defensive back to win the award since Woodson in 2010 (Week 4).
- Posted a season-best eight tackles along with a breakup against Minnesota (12/24).
- Led the team in tackles (18) and passes defended (four) during the 2016 postseason.

2015 (Green Bay):

- Started all 16 games, leading the team with a career-high 117 tackles, along with a career-best 3.0 sacks, two interceptions, four pass deflections and a forced fumble.
- Recorded a season-high 11 tackles against Detroit (11/15) along with an interception, a breakup and a tackle for loss.
- Totaled eight tackles, an interception and four pass breakups in two postseason games.

2014 (Green Bay):

- Named to the PFWA's All-Rookie team and ranked second on the team in tackles with 95, along with an interception, 11 pass breakups, a sack and a tackle for loss as he started 10-of-16 games.
- Made his NFL debut at Seattle (9/4) and collected his first career stats - five tackles, a sack, a pass breakup and a fumble recovery.
- Registered his first career interception at Detroit (9/21) along with a tackle and a pass deflection.
- Became the first Green Bay rookie defensive back to register an interception, a sack and a fumble recovery (since 1982) in his first three NFL games.
- Made his first NFL start at free safety against Carolina (10/19) to the tune of eight tackles.
- Logged 13 tackles, two interceptions and three pass breakups in two postseason appearances - both starts.

COLLEGE:

- Played in 38 games with 20 starts in his three seasons at Alabama and registered 100 tackles (58 solo), including four tackles for a loss, seven interceptions, a forced fumble and 17 passes defended.

- Was a consensus All-America selection, earning first-team recognition from AP, the Football Writers Association of America and *Sporting News* and also earned first-team All-SEC honors from the coaches and second-team recognition from AP.

PERSONAL:

- Rated the No. 1 safety in the nation by Rivals.com and Scout.com as a senior in 2010 and the top player in the state of Florida by Rivals and *SuperPrep* at Dr. Phillips High School in Orlando, Fla.
- Named an Under Armour All-American and a *SuperPrep* All-American after he registered 112 tackles, including 10 tackles for a loss, 6.0 sacks, four forced fumbles, two interceptions and 10 passes defended as a senior.
- On offense, carried the ball 23 times for 244 yards (10.6 avg.) and three touchdowns and caught five passes for 156 yards (31.2). Also returned eight punts for 199 yards (24.9) and 11 kickoffs for 291 yards (26.5).
- Also lettered in track, participating in the 4x100 and 4x400 relay team.
- Given name Ha'Sean (pronounced ha-SEEN) Treshon Clinton-Dix, and was nicknamed "Ha Ha" by his grandmother.
- Majored in criminal justice.



MISSION: Ha Ha's HERO Foundation provides economically-challenged students with a voice of motivation, empowerment and encouragement so they can be HERO's by achieving academic excellence, developing positive personal skills and making positive decisions to avoid high-risk behavior.

www.hahaclintondix.org

CLINTON-DIX'S NFL TOTALS

Year Team	GP-GS	DEFENSE								INTERCEPTIONS				FUMBLES REC					
		ST	AT	TT	Sks-Yds	Tk/Ls	QB Prs	PBU	FF	No	Yds	Avg	Lg	TD	No	Yds	Avg	Lg	TD
2014 Green Bay	16-10	73	22	- 95	1.0(0)	1(-9)	2	11	0	1	9	9.0	9	0	1	0	0.0	0	0
2015 Green Bay	16-16	97	20	- 117	3.0(-14)	1(-3)	3	4	1	2	2	1.0	2	0	0	0	0.0	0	0
2016 Green Bay	16-16	72	12	- 83	0.5(-3)	2(-2)	1	9	1	5	75	15.0	27	0	0	0	0.0	0	0
2017 Green Bay	16-16	70	16	- 86	0.0(0)	1(-1)	0	10	0	3	5	0.6	3	0	0	0	0.0	0	0
2018 Green Bay	7-7	26	12	- 38	1.0(-5)	0(0)	2	3	1	3	25	8.3	24	0	0	0	0.0	0	0
Washington	9-9	55	10	- 65	0.0(0)	0(0)	0	3	1	0	0	0.0	0	0	1	0	0.0	0	0
2019 Chicago	16-16	62	16	- 78	0.0(0)	0(0)	0	5	0	2	96	48.0	59	1	2	1	0.5	1	0
Totals	96-90	455	108	- 563	5.5(-22)	5(-15)	8	45	4	16	212	13.3	59	1	4	1	0.3	1	0
Playoffs																			
2014 Green Bay	2-2	11	2	- 13	0.0(0)	0(0)	0	3	0	2	48	24.0	26	0	0	0	0.0	0	0
2015 Green Bay	2-2	6	2	- 8	0.0(0)	0(0)	0	4	0	1	0	0.0	0	0	0	0	0.0	0	0
2016 Green Bay	3-3	15	3	- 18	0.0(0)	1(-2)	0	4	0	0	0	0.0	0	0	0	0	0.0	0	0
Totals	7-7	32	7	- 39	0.0(0)	1(-2)	0	11	0	3	48	16.0	26	0	0	0	0.0	0	0

SINGLE-GAME HIGHS

Tackles – 13 vs. Houston, 11/18/18 and at Buffalo, 12/14/14
Solo Tackles – 11 vs. Detroit, 11/15/15 and vs. Houston, 11/18/18
Passes Defended – 3 vs. New England, 11/30/14
Interceptions – 2, three times, last at Washington, 9/23/19

CLINTON-DIX'S CAREER GAME-BY-GAME DEFENSE

Game	2014 (Green Bay)								2015 (Green Bay)								
	ST	AT	TT	Tk/Ls	PBU	No/Yds	Lg	TD	Game	ST	AT	TT	Tk/Ls	PBU	No/Yds	Lg	TD
L-@ Sea 9/4	4	2	- 6			1			W-@ Chi 9/13	5	1	- 6					
W-NYJ 9/14	0	1	- 1						W-Sea 9/20	7	2	- 9					
L-@ Det 9/21	1	1	- 2		2	1/9	9	0	W-KC 9/28	6	3	- 9					
W-@ Chi 9/28	6	0	- 6						W-@ SF 10/4	7	1	- 8					
W-Min 10/2	5	1	- 6						W-SIL 10/11	8	1	- 9		1	1/0	0	0
W-@ Mia 10/12	8	1	- 9	1(-9)	1				W-SD 10/18	9	0	- 9		1			
W-Car 10/19	8	1	- 9						L-@ Den 11/1	4	1	- 5					
L-@ NO 10/26	4	4	- 8						L-@ Car 11/8	3	4	- 7					
W-Chi 11/9	2	2	- 4		1				L-Det 11/15	11	1	- 12	1(-3)	1	1/2	2	0
W-Phi 11/16	7	1	- 8						W-@ Min 11/22	9	1	- 10					
W-@ Min 11/23	8	0	- 8		2				L-Chi 11/26	7	2	- 9					
W-NE 11/30	5	2	- 7		3				W-@ Det 12/3	7	0	- 7					
W-Atl 12/8	6	0	- 6						W-Dal 12/13	3	2	- 5					
L-@ Buf 12/14	6	3	- 9						W-@ Oak 12/20	3	0	- 3					
W-@ TB 12/21	3	2	- 5						L-@ Ari 12/27	3	0	- 3		1			
W-Det 12/28	0	1	- 1						L-Min 1/3/16	5	1	- 6					
Totals	73	22	- 95	1(-9)	11	1/9	9	0	Totals	97	20	- 117	1(-3)	4	2/2	2	0
Playoffs																	
W-Dal 1/11/15	5	1	- 6						W-@ Was 1/10/16	2	2	- 4		2			
L-@ Sea 1/18/15	6	1	- 7		3	2/48	26	0	L-@ Ari 1/16/16	4	0	- 4		2	1/0	0	0
Totals	11	2	- 13		3	2/48	26	0	Totals	6	2	- 8		4	1/0	0	0

CLINTON-DIX'S CAREER GAME-BY-GAME, CONT.

2016 (Green Bay)

Game	ST	AT	TT	INTs			
				Tk/ Ls	PBU	No/ Yds	Lg TD
W-@ Jac 9/11.....	4	1	5			1	
L-@ Min 9/18.....	3	2	5				
W-Det 9/25.....	6	0	6				
W-NYG 10/9.....	6	0	6	1(-1)			
L-Dal 10/16.....	9	0	9				
W-Chi 10/20.....	2	1	3				
L-@ Atl 10/30.....	5	0	5				
L-Ind 11/6.....	2	2	4		2	2/20	20 0
L-@ Ten 11/13.....	6	1	7	1(-1)			
L-@ Was 11/20.....	4	0	4				
W-@ Phi 11/28.....	3	0	3		1	1/12	12 0
W-Hou 12/4.....	5	1	6		1		
W-Sea 12/11.....	4	0	4		1		
W-@ Chi 12/18.....	4	1	5		2	2/43	27 0
W-Min 12/24.....	3	2	5		1		
W-@ Det 1/1/17.....	5	1	6				
Totals	71	12	83	2(-2)	9	5/75	27 0

Playoffs

W-NYG 1/8/17.....	4	2	6		2		
W-@ Dal 1/15/17.....	6	0	6				
L-@ Atl 1/22/17.....	5	1	6	1(-2)	2		
Totals	15	3	18	1(-2)	4		

2017 (Green Bay)

Game	ST	AT	TT	INTs			
				Tk/ Ls	PBU	No/ Yds	Lg TD
W-Sea 9/10.....	4	0	4		1		
L-@ Atl 9/17.....	5	1	6				
W-Chi 9/24.....	3	0	3				
W-Chi 9/28.....	8	0	8	1(-1)	1	1/3	3 0
W-@ Dal 10/8.....	4	1	5				
L-@ Min 10/15.....	4	0	4		2		
L-NO 10/22.....	5	3	8		1		
L-Det 11/6.....	3	1	4				
W-@ Chi 11/12.....	3	0	3				
L-Bal 11/19.....	5	0	5		2	1/0	0 0
L-@ Pit 11/26.....	4	2	6				
W-TB 12/3.....	6	6	12				
W-@ Cle 12/10.....	7	0	7		1	1/2	2 0
L-@ Car 12/17.....	4	1	5				
L-Min 12/23.....	1	0	4		1		
L-@ Det 12/31.....	1	1	2		1		
Totals	70	16	86	1(-1)	10	3/5	3 0

2018 (Green Bay)

Game	ST	AT	TT	INTs			
				Tk/ Ls	PBU	No/ Yds	Lg TD
W-Chi 9/9.....	8	1	9				
T-Min 9/16.....	5	3	8			1	1/24 0
L-@ Was 9/23.....	3	4	7			1	1/1 0
W-Buf 9/30.....	2	2	4			1	1/0 0
L-@ Det 10/7.....	2	1	3	1/5			
W-SF 10/15.....	2	1	3				
L-@ LAR 10/28.....	4	0	4				
Totals	26	12	38	1/5	3	3/25	24 0

2018 (Washington)

Game	ST	AT	TT	INTs			
				Tk/ Ls	PBU	No/ Yds	Lg TD
L-Atl 11/4.....	5	2	7				
W-@ TB 11/11.....	8	0	8		1		
L-Hou 11/18.....	11	2	13				
L-@ Dal 11/22.....	3	1	4				
L-@ Phi 12/3.....	7	0	7				
L-NYG 12/9.....	5	2	7		1		
W-@ Jac 12/16.....	5	0	5		1		
L-@ Ten 12/22.....	7	1	8				
L-Phi 12/30.....	4	2	6				
Totals	55	10	65		3		

2019 (Chicago)

Game	ST	AT	TT	INTs			
				Tk/ Ls	PBU	No/ Yds	Lg TD
L-GB 9/5.....	5	0	5				
W-@ Den 9/15.....	3	0	3				
W-@ Was 9/23.....	7	2	9			2	2/96 59t 1
W-Min 9/29.....	4	0	4				
L-@ Oak 10/6.....	6	0	6				
L-NO 10/20.....	4	1	5				
L-LAC 10/27.....	3	0	3				
L-@ Phi 11/3.....	2	1	3				
W-Det 11/10.....	3	3	6		1		
L-@ LAR 11/17.....	6	1	7				
W-NYG 11/24.....	5	2	7		1		
W-@ Det 11/28.....	2	0	2		1		
W-Dal 12/5.....	4	2	6				
L-@ GB 12/15.....	1	1	2				
L-KC 12/22.....	4	2	6				
W-@ Min 12/29.....	3	1	4				
Totals	62	16	78		5	2/96	59t 1

LA'EL COLLINS (luhEL)

71 • Tackle

6-4 • 323 • 7/26/93

Louisiana State • UDFA-'15

NFL: 6th Year • Cowboys: 6th Year

Games/Starts: 2019-15/15; Career-62/61

Postseason: 2019-0/0; Career-2/2



PRO: The Dallas Cowboys signed La'el Collins as a rookie free agent after he had to pull out of the 2015 NFL Draft for personal reasons. Collins' hard work early in 2015 paid off as he took over the starting left guard spot six games in. By season's end, Collins played in 12 games with 11 starts, helping Darren McFadden to his second career 1,000-yard season, and giving Dallas glimpses of yet another young and talented piece to a dominating offensive front. His second season barely got underway as a toe injury suffered in Week 3 landed him on Reserve/Injured for the season. He returned healthy for 2017 and was the team's starting right tackle, starting all 16 games for the first time in his career.

Collins started all 16 games at right tackle for Dallas in 2018, helping pave the way for the NFL's rushing leader as Ezekiel Elliott topped the charts with 1,434 yards and a 4.7 yard-per-carry average. The 2019 season began with a five-year extension for Collins, keeping him in Dallas through 2024 as he helped anchor a line that led the NFL in total net yards.

TRANSACTION SUMMARY:

- 9/3/19:** Signed a five-year contract extension through 2024.
- 7/25/17:** Signed a two-year contract extension through 2019.
- 10/5/16:** Placed on Reserve/Injured with a toe injury.
- 5/7/15:** Signed with Dallas as a rookie free agent.

2019:

- Started all 15 games he played, missing one with a knee injury, helping the club rack up the most single-season total yards (6,904) and total first downs (379) and the second-most passing yards (4,751) in franchise history. Behind the line's work, Dallas led the league in total yards, tied for second in third down conversion rate (47.1), placed second in net passing yards (4,751) tied for fourth in first downs and was fifth in rushing yards (2,153).
- On the season, Dallas had three 500-yard outings - season-high 563 against Green Bay (10/6) - and nine other 400-yard outings. The 12 total 400-plus yard games were a single-season franchise-high, and Dallas' 563 yards against the Packers were fifth in franchise history.
- Part of a line that yielded just 23.0 sacks - second-fewest in the league.
- Blocked for two 100-yard runners (Ezekiel Elliott and Tony Pollard) twice on the season - against Miami (9/22) and the LA Rams (12/15) - the first time in Cowboys history the team had two men each top 100 yards in a single game twice in a season.

2018:

- Started all 16 games for the second time and second consecutive season, helping block for Elliott's second rushing crown (1,434 yards).
- Helped the offense total 414 yards, including 152 rushing yards by Elliott (240 scrimmage yards) in the win against Detroit (9/30).
- Blocked for a 100-yard rusher (Elliott, 106) and 100-yard receiver (Cole Beasley, 101) for the first time since at Pittsburgh (11/13/16) as the offense scored on each of its first four possessions against Jacksonville (10/14).
- In the win over Philadelphia (12/9), helped block for a 400-yard passer (Prescott-455) a 200-yard receiver (Amari Cooper-217) and a 100-yard rusher (Elliott-113) for the first time in club history. The team also had a franchise-best 43:43 time of possession and 32 first downs.
- Dallas also had a 4,000-yard passer (Prescott), a 1,000-yard rusher (Elliott) and a 1,000-yard receiver (Cooper and Michael Gallup) for the first time in franchise history.
- In the game against Miami (9/22), played in his 50th career game, then made his 50th career start the next week at New Orleans (9/29).
- Made his postseason debut in the Wild Card win over Seattle (1/5/19), helping Elliott rush for 137 yards and a touchdown on 27 carries (5.3).

2017:

- Started all 16 games for the first time in his career, making the switch from guard to right tackle and helped the team top 2,000 rushing yards for the 27th time and in consecutive seasons for the first time since 1998-99.
- Made his first professional start at tackle, manning the right side, in the opener against the N.Y. Giants (9/10) and helped block for Elliott's 104 yards.
- At San Francisco (10/22) the offense totaled 501 yards, including 265 on the ground, for the 20th 500-yard game in team history.

2016:

- Was limited to three starts in three games played after suffering a toe injury in Week 3 that required surgery and landed him on Reserve/Injured.
- Did not yield a sack in the season opener against the N.Y. Giants (9/11) as Prescott became the fourth Cowboys rookie to start a season at quarterback. Also blocked for Elliott, who became the fourth rookie running back to start the opener for the club.
- Played the first half of the win against Chicago (9/25) before a toe injury forced him from the game. Blocked for 135 rushing yards and three first half scores before the injury.
- Inactive/Injured (toe) at San Francisco (10/2) then placed on Reserve/Injured for the injury on Oct. 5.

2015:

- Played in 12 games with 11 starts as a rookie free agent, helping McFadden to his second career 1,000-yard season, including five games with 100-or-more yards - second in his career.
- Made his NFL debut rotating series at left guard with Mackenzy Bernadeau as Ronald Leary (groin) was sidelined for the win at Philadelphia (9/20).
- Made his first career NFL start with Leary (groin) sidelined against Atlanta (9/27), and helped Dallas average 6.0 yards-per-carry (21 for 127) with four touchdowns - the most since four at Arizona (11/15/98).
- Took over the starting spot in place of Leary at the N.Y. Giants (10/25) and helped the offense rush for 233 yards with one touchdown on 41 carries (5.7) as the unit racked up 460 total yards.
- Against Philadelphia (11/8) helped the offense rack up 411 yards as McFadden topped 100 rushing yards (117) and two receivers (Beasley, 112, and Dez Bryant, 104) both topped 100 receiving yards to mark the first time since 1999 Dallas had a pair of 100-yard receivers along with a 100-yard rusher.
- In Kellen Moore's first career start, did not yield a sack on 31 attempts as the running game averaged 4.8 yards-per-carry (25 for 121) at Buffalo (12/27).

COLLEGE:

- One of the top offensive linemen in LSU history, capping off his career with the Jacobs Blocking Trophy as the top offensive lineman in the SEC as voted by league coaches.
- Three-year starter at left guard (sophomore) then left tackle (junior and senior).
- Played in 45 games with 38 starts through his collegiate career.
- Was a 2014 *USA Today* and AP second-team All-America pick and first-team All-SEC by coaches and AP.
- Started all 13 games at left tackle for LSU as a senior and was the recipient of the Charles McClendon Award.
- Started 12 games at left tackle as a junior after playing guard the previous two seasons.
- As a sophomore, started all 13 games at left guard and was an honorable mention All-SEC pick.
- Played in seven games as a reserve offensive lineman as a freshman.

PERSONAL:

- One of the top offensive tackles in the nation out of Redemptorist High School in Baton Rouge, La.
- Was a 2011 *Parade* first-team All-America and a five-star prospect by every major recruiting source.
- Named to the Louisiana 3A all-state team in each of his final three prep seasons.
- Majored in sports administration at LSU.

COMMUNITY:

- 2015 Rookie Club presented by UnitedHealthcare.
- 2015-19 Dallas Cowboys U High School Camp.
- 2015 Early Thanksgiving Day meal at The Salvation Army.
- WrestleMania 32 week community event at Dave & Buster's for Make-a-Wish.
- 2016, 2018 Dirk Nowitzki Heroes Celebrity Baseball Game.
- 2017 Dallas Cowboys Draft Day/Fan Appreciation Party.
- 2017-18 Taste of The Cowboys benefiting North Texas Food Bank.
- 2017 The Salvation Army Disaster Relief Telethon for Hurricane Harvey.
- 2017 Thanksgiving Military Family Surprise presented by Ford.
- 2019 NFL My Cause My Cleats Campaign.
- Annual Team Holiday Hospital Visits.
- Kick Off Luncheon and Dallas Cowboys Family Cookbook benefiting Happy Hill Farm.
- Make-A-Wish Foundation of North Texas.
- Salvation Army Angel Tree Christmas Program.

COLLINS' COWBOYS TOTALS

GAMES/STARTS (regular season, playoffs): 2015 (12/11); 2016 (3/3, 0/0-IR); 2017 (16/16); 2018 (16/16, 2/2); 2019 (15/15).
Totals (62/61, 2/2).

AMARI COOPER**19 • Wide Receiver**

6-1 • 225 • 6/17/94

Alabama • T(Oak)-18

NFL: 6th Year • Cowboys: 3rd Year

Games/Starts: 2019-16/16; Career-77/72

Postseason: 2019-0/0; Career-3/3



PRO: The Dallas Cowboys added a big-play threat to their passing game when they traded a 2019 first round pick to Oakland for Amari Cooper on Oct. 22, 2018. Cooper, who was selected by Oakland fourth overall in the 2015 NFL Draft, earned consecutive Pro Bowl trips after becoming just the third player in NFL history with 1,000 receiving yards and 70 catches in each of his first two seasons. After arriving in Dallas, Cooper led the team with 725 yards and six touchdowns while finishing third with 53 catches. He was named to his third career Pro Bowl following the 2018 season as an injury replacement for Michael Thomas. The 2019 season saw Cooper earn his fourth Pro Bowl selection, again as an injury replacement (Mike Evans), after he led the club in all receiving categories (79 catches for 1,189 yards and eight touchdowns). In five seasons, Cooper has logged four seasons with 1,000 yards and at least 70 catches. Additionally, Cooper is one of just 10 players in NFL history to begin their career with back-to-back 1,000-yard seasons, and he is tied for fourth in NFL history with 11 receiving touchdowns of at least 30 yards before the age of 24. Cooper signed a five-year extension with Dallas at the beginning of 2020 free agency.

**TRANSACTION SUMMARY:**

- 3/17/20:** Signed a five-year contract with Dallas through 2024.
- 10/22/18:** Traded to Dallas from Oakland for a 2019 first round draft pick.
- 4/23/18:** Oakland exercised fifth-year option.
- 4/30/15:** Drafted in the first round (fourth overall) by Oakland.

2019 (Dallas):

- Started all 16 games for the first time in his career and led the club in receptions (79), receiving yards (1,189 - career-high and eighth in the league) and touchdowns (eight - career-high and tied for ninth).
- Part of the first Cowboys contingent to have a 4,000-yard passer (Dak Prescott), 1,000-yard rusher (Ezekiel Elliott) and a 1,000-yard receiver (two, along with Michael Gallup).
- Partnered with Gallup (1,107) to give Dallas its seventh pass-catching duo with 1,000 yards each in a season.
- Totaled a career-best 226 receiving yards in the game against Green Bay (10/9).
- Topped 4,000 career receiving yards in the opener against the N.Y. Giants (9/8), finishing with 106.
- Had his fifth career multi-touchdown game, and third consecutive game with a touchdown, finishing with two scores with 88 yards on six catches against Miami (9/22).
- Along with his career-high yardage total (226) against the Packers, caught 11 passes - second in his career. His 200-yard game gave him two as a Cowboy - the only player in franchise history with multiple 200-yard games.
- Tied his season-best with 11 more catches (for 147 yards and a touchdown) against Minnesota (11/10).
- Was held without a catch for the first time as a Cowboy in the game at New England (11/24).
- Topped 1,000 yards on the year in the game at Chicago (12/5).
- Played in his 75th career game - against the LA Rams (12/15) - then topped 5,000 career receiving yards at Philadelphia (12/22).
- Set his single-season career-high, reaching 1,189 yards with 92 in the finale against Washington (12/29).

2018 (Oakland/Dallas):

- Started the first six games of the season for Oakland before the trade and caught 22 passes for 280 yards with one touchdown.

- After being traded to Dallas, started each of the final nine games of the season and both playoff games and led the team with 725 yards and six touchdowns while placing third with 53 catches.
- For the year, totaled 1,005 yards - his third career 1,000-yard season - and seven touchdowns on 75 receptions - second in a season in his career.
- In his Cowboys debut, caught five passes for 58 yards and a touchdown against Tennessee (11/5).
- Earned NFC Offensive Player of the Week after catching eight passes for 180 yards and two touchdowns on Thanksgiving Day against Washington (12/22). One score came on a career-long 90-yard catch-and-run - tied for the third-longest pass play in franchise history.
- Again earned NFC Offensive Player of the Week, catching 10 passes for a career-best 217 yards with three touchdowns (career-high). Had three go-ahead scores in the fourth quarter and overtime - first NFL player to accomplish the feat in a single game. A career-high nine of his catches were good for a first down.
- Topped 1,000 yards for the third time in his career after logging 31 yards in the finale at the N.Y. Giants (12/30).
- Caught seven balls for 106 yards - his first postseason 100-yard effort - in the Wild Card win over Seattle (1/5/19).

2017 (Oakland):

- Started 12-of-14 games he played, missing two (injury), and caught 48 passes for 670 yards with seven scores.
- Logged then career-highs in yards and touchdowns against Kansas City (10/19) with 11 catches for 210 yards with two touchdowns.

2016 (Oakland):

- In his second season, topped his rookie totals in catches and yards, finishing with 83 receptions for 1,153 yards with five scores, starting 14-of-16 games played.
- Became one of just three players in NFL history with 1,000 yards and 70 catches in each of his first two seasons, and one of only 10 with consecutive 1,000-yard seasons to open his career.
- Had his first career 10-catch game, finishing with 10 for 129 yards against Kansas City (10/16).
- Set a career-best with 12 catches with 173 yards (fourth in his career) and a touchdown at Tampa Bay (10/30).

2015 (Oakland):

- Selected fourth overall by the Raiders and caught 72 passes for 1,070 yards with six touchdowns in 16 starts.
- Had five 100-yard games with his first coming in Week 2 against Baltimore (9/20) with 109 yards.
- Notched a season-best eight catches for a season-high 134 yards the next week at Cleveland (9/27).

COLLEGE:

- In three years at Alabama, started 30 of the 40 contests in which he played and set school records in receptions (228), receiving yards (3,463) and touchdowns (31).
- As a junior, awarded the Biletnikoff after becoming just the second player in school history with two 1,000-yard seasons, starting all 14 games to lead the nation in catches (124), receiving yards (1,727) and touchdowns (16).
- Played in 12 games with seven starts as a sophomore and made 45 catches for 736 yards and four touchdowns after being slowed with injuries the first part of the season.
- Started nine of the 14 games he played as a true freshman, catching 59 passes for 1,000 yards and 11 scores.

PERSONAL:

- Earned first-team all-state honors as a senior at Miami, Fla., Northwestern Senior High School.

COMMUNITY:

- 2019 Reliant Home Run Derby benefiting the Salvation Army.
- 2019 Dallas Cowboys U High School Camp.
- Annual Team Holiday Hospital Visits.

COOPER'S NFL TOTALS

Year Team	GP-GS	RECEIVING					RUSHING				
		No	Yds	Avg	Long	TD	No	Yds	Avg	Long	TD
2015 Oakland	16-15	72	1,070	14.9	68t	6	3	-3	-1.0	2	0
2016 Oakland	16-14	83	1,153	13.9	64t	5	1	0	0.0	0	0
2017 Oakland	14-12	48	680	14.2	87t	7	1	4	4.0	4	0
2018 Oakland	6-6	22	280	12.7	36	1	1	9	9.0	9	0
2019 Dallas	9-9	53	725	13.7	90t	6	1	11	11.0	11	0
2018 Dallas	16-16	79	1,189	15.1	53t	8	1	6	6.0	6	0
Totals	77-72	357	5,097	14.3	90t	33	8	27	3.4	11	0
Playoffs											
2016 Oakland	1-1	2	10	5.0	9	0	1	0	0.0	0	0
2018 Dallas	2-2	13	171	13.2	34	1	0	0	0.0	0	0
Totals	3-3	15	181	12.1	34	1	1	0	0.0	0	0

ADDITIONAL STATISTICS

Punt Returns – 2015 (8 for 41 yards).

SINGLE-GAME HIGHS

Receptions – 12 at Tampa Bay, 10/30/16
Playoffs – 7 vs. Seattle, 1/5/19
Receiving Yards – 226 vs. Green Bay, 10/6/19
Playoffs – 106 vs. Seattle, 1/5/19
Long Reception – 90t vs. Washington, 11/22/18
Touchdowns – 3 vs. Philadelphia, 12/9/18

**COOPER'S 100-YARD RECEIVING GAMES
(20 total - 19 regular, 1 post)**

226 vs. Green Bay, 10/6/19 (11 rec.)	134 at Cleveland, 9/27/15 (8 rec.)	109 vs. Baltimore, 9/20/15 (7 rec.)
217 vs. Philadelphia, 12/9/18 (10 rec.)	133 at San Diego, 10/25/15 (5 rec.)	106 vs. N.Y. Giants, 9/8/19 (6 rec.)
210 vs. Kansas City, 10/19/17 (11 rec.)	129 vs. Kansas City, 10/16/16 (10 rec.)	106 vs. Philadelphia, 10/20/19 (5 rec.)
180 vs. Washington, 11/22/18 (8 rec.)	128 vs. Cleveland, 9/30/18 (8 rec.)	
173 at Tampa Bay, 10/30/16 (12 rec.)	120 vs. Green Bay, 12/20/15 (6 rec.)	Playoffs (1)
147 vs. Minnesota, 11/10/19 (11 rec.)	116 at Denver, 9/16/18 (10 rec.)	106 vs. Seattle, 1/5/19 (7 rec.)
138 vs. San Diego, 10/9/16 (6 rec.)	115 at Tennessee, 11/29/15 (7 rec.)	
137 at New Orleans, 9/11/16 (6 rec.)	115 at LA Chargers, 12/31/17 (3 rec.)	

COOPER'S CAREER GAME-BY-GAME
RECEIVING

Game	2015 (Oakland)				
	No	Yds	Avg	Long	TD
L- Cin 9/13	5	47	9.4	24	0
W-Bal 9/20	7	109	15.6	68t	1
W-@ Cle 9/27	8	134	16.8	40	0
L-@ Chi 10/4	4	49	12.3	26t	1
L-Den 10/11	4	47	11.8	21	0
W-@ SD 10/25	5	133	26.6	52t	1
W-NYJ 11/1	5	46	9.2	13	0
L-@ Pit 11/8	7	88	12.6	21	1
L-Min 11/15	5	79	15.8	38	0
L-@ Det 11/22	1	4	4.0	4	0
W-@ Ten 11/29	7	115	16.4	41	0
L-KC 12/6	4	69	17.3	23	0
W-@Den 12/13					
L-GB 12/20	6	120	20.0	41	2
W-SD 12/24	2	10	5.0	7	0
L-@ KC 1/3/16	2	20	10.0	14	0
Totals	72	1,070	14.9	68t	6

Game	2016 (Oakland)				
	No	Yds	Avg	Long	TD
W-@ NO 9/11	6	137	22.8	43	0
L-Atl 9/18	5	71	14.2	25	0
W-@ Ten 9/25	4	62	15.5	25	0
W-@ Bal 10/2	5	48	9.6	16	0
W-SD 10/9	6	138	23.0	64t	1
L-KC 10/16	10	129	12.9	24	0
W-@ Jac 10/23	4	29	7.3	18	0
W-@ TB 10/30	12	173	14.4	34t	1
W-Den 11/6	6	56	9.3	21	0
W-Hou 11/21	4	57	14.3	35t	1
W-Car 11/27	4	22	5.5	9	0
W-Buf 12/4	2	59	29.5	37t	1
L-@ KC 12/8	5	29	5.8	10	0
W-@ SD 12/18	1	28	28.0	28	0
W-Ind 12/24	5	76	15.2	34	0
L-@ Den 1/1/14	4	39	9.8	32t	1
Totals	83	1,153	13.9	64t	5

Playoffs					
L-@ Hou 1/7/17 ..	2	10	5.0	9	0

Game	2017 (Oakland)				
	No	Yds	Avg	Long	TD
W-@ Ten 9/10	5	62	12.4	23	1
W-NYJ 9/17	4	33	8.3	16	0
L-@ Was 9/24	1	6	6.0	6	0
L-@ Den 10/1	2	9	4.5	8t	0
L-Bal 10/8	1	8	8.0	8	0
L-LAC 10/15	5	28	5.6	8	0
W-KC 10/19	11	210	19.1	45t	2
L-@ Buf 10/29	5	48	9.6	18	0
W-@ Mia 11/5	4	58	14.5	26	0
L-NE 11/19	3	28	9.3	13	1
W-Den 11/26	1	9	9.0	9	1

Game	2017 (Oakland), cont.				
	No	Yds	Avg	Long	TD
W-NYG 12/3					
L-@ KC 12/10					
L-Dal 10/17					
L-@ Phi 12/25	3	66	22.0	63t	1
L-@ LAC 12/31	3	115	38.3	87t	1
Totals	48	680	14.2	87t	7

Game	2018 (Oakland)				
	No	Yds	Avg	Long	TD
L-LAR 9/10	1	9	9.0	9	0
W-@ Den 9/16	10	116	11.6	30	0
L-@ Mia 9/23	2	17	8.5	9	0
W-Cle 9/30	8	128	16.0	36	1
L-@ LAC 10/7	1	10	10.0	10	0
L-Sea 10/14					
Totals	22	280	12.7	36	1

Game	2018 (Dallas)				
	No	Yds	Avg	Long	TD
L-Ten 11/5	5	58	11.6	19	1
W-@ Phi 11/11	6	75	12.5	25	0
W-@ Atl 11/18	3	36	12.0	17	0
W-Was 11/22	8	180	22.5	90t	2
W-NO 11/29	8	75	9.4	19	0
W-Phi 12/9	10	217	21.7	75t	3
L-@ Ind 12/16	4	32	8.0	11	0
W-TB 12/23	4	20	5.0	11	0
W-@ NYG 12/30	5	31	6.2	11	0
Totals	53	725	13.7	90t	6

Playoffs					
W-Sea 1/5/19	7	106	15.1	34	0
L-@ LAR 1/12/19 ..	6	65	10.8	29t	1
Totals	13	171	13.2	34	1

Game	2019 (Dallas)				
	No	Yds	Avg	Long	TD
W-NYG 9/8	6	106	17.7	45	1
W-@ Was 9/15	4	44	11.0	18	1
W-Mia 9/22	6	88	14.7	37	2
L-@ NO 9/29	5	48	9.6	14	0
L-GB 10/6	11	226	20.5	53t	1
L-@ NYJ 10/13	1	3	3.0	3	0
W-Phi 10/20	5	106	21.2	44	0
W-@ NYG 11/4	4	80	20.0	45t	1
L-Min 11/10	11	147	13.4	20	1
W-@ Det 11/17	3	38	12.7	16	0
L-@ NE 11/24					
L-Buf 11/28	8	85	10.6	17	0
L-@ Chi 12/5	6	83	13.8	27	1
W-LAR 12/15	1	19	19.0	19	0
L-@ Phi 12/22	4	24	6.0	6	0
W-Was 12/29	4	92	23.0	48	0
Totals	79	1,189	15.1	53t	8

TYRONE CRAWFORD

98 • Defensive Line

6-4 • 290 • 11/22/89

Boise State • D3-'12 (81st overall)

NFL: 9th Year • Cowboys: 9th Year

Games/Starts: 2019-4/2; Career-96/76

Postseason: 2019-0/0; Career-5/4



STAFF

TYRONE CRAWFORD

2019 SEASON

RECORDS

PLAYOFF RECORDS

HISTORY

SIDELINES

PRO: With their second selection of the 2012 NFL Draft, the Dallas Cowboys addressed the defensive line with a raw and gifted athlete in Tyrone Crawford in the third round (81st overall). Through his career, Crawford has regularly displayed his versatility, starting at both inside and outside on the line. As a rookie playing in all 16 games in 2012, he posted 33 tackles and five pressures. He worked through the offseason to compete for a starting spot in 2013, but a torn Achilles tendon suffered in training camp ended his season before it started. He returned to full health for 2014, starting the season as one of the team's defensive ends before moving inside and starting 12 regular season games and both playoff contests at tackle. After signing a five-year extension at the start of the 2015 season, Crawford manned one of the inside spots and started all 16 games for the first time in his career, finishing third on the team with 5.0 sacks. Crawford finished 2016 with 4.5 sacks and six stops for losses, playing both inside and outside spots. Crawford started 14-of-16 games played in 2017 and tallied 4.0 sacks (third) and 26 hurries (second). He started all 15 games he played in 2018 and finished third on the defense with 5.5 sacks (career-high), 25 pressures and notched 33 tackles. His 2019 season ended before the midpoint, landing on Reserve/Injured with hip injuries that eventually led to surgery on both. He started two of the four games he played, and should return to full form in 2020.

TRANSACTION SUMMARY:

10/16/19: Placed on Reserve/Injured with a hip injury.

9/12/15: Signed a five-year contract extension through 2020.

8/27/13: Placed on Reserve/Injured with an Achilles injury.

4/27/12: Drafted in the third round (81st overall) by Dallas.

2019:

- After working through hip injuries during the offseason and preseason, was limited to just two starts in four games before landing on Reserve/Injured due to the injuries. Tallied two tackles, one for a loss, two pressures and a sack.
- Started the first two games of the season, posting a pressure against the N.Y. Giants (9/8) and a sack at Washington (9/15).
- Was inactive/injured the next two outings, then saw time as a reserve against Green Bay (10/6) - one tackle, one tackle for loss and a pressure - and at the N.Y. Jets (10/13) - one tackle - before landing on IR on Oct. 16.

2018:

- Started all 15 games he played, registering a career-best 5.5 sacks (third on the team), along with 25 hurries (third) and 33 tackles.
- Led all linemen in the home opener against the N.Y. Giants (9/16) with five tackles, along with his first sack of the season and a hurry.
- Had his 200th career tackle in the game against Washington (11/22), then with a sack against Philadelphia (12/9), established a single-season career-high (5.5).

2017:

- Started 14-of-16 games and finished third on the team with 4.0 sacks and second with 26 hurries along with 38 tackles - two for losses - two pass breakups, a forced fumble, one recovery and a blocked field goal attempt.
- Had his second sack of the season against Green Bay (10/8), then followed that with a sack at San Francisco (10/22) for consecutive games with a sack for the first time in his career.
- In his 50th career start, logged a sack in his third straight game along with three tackles, one pressure, a forced fumble and a blocked field goal, winning NFC Special Teams Player of the Week honors at Washington (10/29).

2016:

- Started all 14 regular season games he played, missing two with a shoulder and hamstring injury, and tallied 21 tackles, 4.5 sacks - third on the team - a career-high six stops for losses (second) and 17 pressures - second.
- Mixed in at end in the second half at Washington (9/18) and had one sack and a pressure.
- In his 50th career outing, shifted outside to start at end against Chicago (9/25) and notched three tackles, two for losses, a hurry and his first career fumble recovery.
- In the overtime win against Philadelphia (10/30), had one tackle, 1.5 sacks - his second career multi-sack game - two tackles for losses and a fumble recovery.
- Led the team with four hurries with one tackle - one for a loss - on Thanksgiving Day against Washington (11/24).

2015:

- Started all 16 games for the first time in his career and placed third on the defense with 5.0 sacks and 27 pressures, 10th with a career-high 44 tackles, while adding two stops for losses, and a pass breakup.
- Posted two tackles, the first sack of the season for the defense, a tackle for a loss and a pressure in the season-opening win against the N.Y. Giants (9/13).
- Assisted on one tackle, to give him 75 career stops, along with a hurry against Atlanta (9/27).
- Had a sack, a pressure and four stops against New England (10/11), then posted a team-high tying four pressures with one breakup and one tackle against Philadelphia (11/8).
- Posted a season-best five tackles with one sack and two breakups at Tampa Bay (11/15), then had four tackles, a sack, one hurry and his first career blocked kick - field goal - on Thanksgiving Day against Carolina (11/26).

2014:

- Returned to the field after missing 2013 with a torn Achilles and started all 15 games he played, finishing 11th on the defense with 37 tackles, tied for third with 3.0 sacks and second with a personal-high 29 hurries.
- Was voted by his teammates as the Ed Block Courage Award winner for his work in getting back on the field after suffering the season-ending Achilles injury in 2013.
- In the season opener against San Francisco (9/7), made his first career start and finished with one pressure.
- Had a career-best five quarterback hurries in the win at Tennessee (9/14).
- Had a season-best and career-high six tackles (five solo) with a pair of pressures against the N.Y. Giants (10/19).
- Had two tackles, his first career sack and first career forced fumble - on the same play - along with a hurry on Thanksgiving Day against Philadelphia (11/27).
- Had his first career multi-sack game with two at Philadelphia (12/14).

2013:

- Tore his Achilles tendon during a training camp practice, underwent surgery and spent the season rehabbing.

2012:

- Played in all 16 games as a reserve end and finished with 33 tackles and five pressures.
- Made his NFL debut in the opener at the N.Y. Giants (9/5) but did not record any stats.
- Recorded the first stats of his career with three tackles and two pressures against Tampa Bay (9/23).
- Had a season-best five tackles on Thanksgiving Day against Washington (11/22).

COLLEGE:

- Started 11 games and led the team with 6.5 sacks as a senior. Also paced the Broncos with 13.5 tackles for loss.
- Played in all 13 games as a reserve weak-side defensive end during his first season at Boise State as a junior.
- Recorded 32 tackles with a forced fumble, a fumble recovery, a pass deflection and a blocked kick.
- Received All-America, All-State and All-Southern California Football Association first-team honors and named the SCFA and National Northern Division Defensive Most Valuable Player honors at Bakersfield Junior College.
- Notched 42 tackles and led the team (eighth among state junior colleges) with 8.0 sacks and 14 stops for loss.
- Earned All-SCFA first-team honors at Bakersfield as a freshman.
- Played in nine games with 38 tackles, 6.0 sacks, 13 tackles for loss, one breakup and a fumble recovery.

PERSONAL:

- Attended Catholic Central High School, in Windsor, Ontario, Canada, where he was a three-sport standout.
- In four seasons on the gridiron, including his last two campaigns serving as team captain, the two-way player earned All-Windsor & Essex County Secondary School Athletic Association first-team honors.
- Lettered twice in track and field at Central Catholic, as he captured gold medals both seasons in the shot put at the WECSAA, South Western Ontario Secondary School Athletic Association and Ontario Federation of School Athletic Associations championships.
- Also won gold medals in the discus at the WECSAA and SWOSSAA finals in 2004 and 2005.
- Added two letters in basketball and was named the WECSAA Most Valuable Player in 2007.
- Was a physical education major.
- He and his wife, Kelsey, were married in March, 2016 and have two daughters, Mia and Kali.

COMMUNITY:

- 2012 Rookie Club presented by UnitedHealthcare.
- 2012 NFL United Way Hometown Huddle.
- 2012-19 Dallas Cowboys U High School Camp.
- 2013-15, 2017, 2019 Dallas Cowboys Draft Day/Fan Appreciation Party.
- 2014 Stars over Texas Racing Against the Odds benefiting the American Diabetes Association.
- 2014 Draft Day Movie Premiere.
- 2014-15, 2017 Early Thanksgiving Day Meal at The Salvation Army.
- 2014 USA Football and Football Canada Press Conference guest speaker.
- 2014 Team Cowboys/Komen Race for the Cure Registration event.
- 2014 Cowboys United Way Hometown Huddle Play 60 Clinic.
- 2014 Fitness Zone Dedication at The Salvation Army.
- 2015-18 Reliant Home Run Derby benefiting the Salvation Army.
- 2014 NFL Play 60 clinic, London, England.
- 2014 Fan Appreciation Pep Rally, London, England.
- 2015 Taste of the NFL: The Ultimate Cowboys Tailgate Party benefiting North Texas Food Bank.
- 2016 Fashion's for First Downs Dallas Cowboys Women's Charity Fashion Show.
- 2016 Dirk Nowitzki Heroes Celebrity Baseball Game.
- 2017 The Salvation Army volunteer bell ringer.
- 2017 Fuel Up to Play60 School visit.
- 2017 Character Playbook School Launch.
- 2017 Fuel Up to Play60 Special Guest Presenter.
- 2017-19 NFL My Cause My Cleats Campaign.
- 2017 Carswell Air Force Base Visit presented by Academy Sports.
- 2017-18 Bike Donation to Elementary School youth presented by Academy Sports.
- 2017 Character Playbook Live.
- 2018 Grand Prairie Police Ride Out.
- 2019 Grand Prairie Police Youth Boxing Gym grand opening.
- 2020 Cowboys Draft Live virtual draft party.
- Annual Team Holiday Hospital Visits.
- Kickoff Luncheon and Dallas Cowboys Family Cookbook benefiting Happy Hill Farm.
- Make-A-Wish Foundation of North Texas.
- Salvation Army Angel Tree Christmas Program.

CRAWFORD'S COWBOYS TOTALS

Year Team	GP-GS	DEFENSE										INTERCEPTIONS				FUMBLES REC			
		ST	AT	TT	Sks Yds	Tkl/ Ls	QB Prs	PBU	FF	No Yds	Avg	Lg	TD	No Yds	Avg	Lg	TD		
2012 Dallas	16-0	18	15	33	0.0(0)	0(0)	5	0	0	0	0	0	0	0	0	0	0	0	
2013 Dallas	0-0	RESERVE/INJURED-Achilles										RESERVE/INJURED				RESERVE/INJURED			
2014 Dallas	15-15	21	16	37	3.0(-22)	4(-9)	29	1	1	0	0	0	0	0	0	0	0	0	
2015 Dallas	16-16	21	23	44	5.0(-33)	2(-3)	27	1	0	0	0	0	0	0	0	0	0	0	
2016 Dallas	14-14	14	7	21	4.5(-26)	6(-11)	17	0	0	0	0	0	0	2	0	0	0	0	
2017 Dallas	16-14	20	18	38	4.0(-27)	2(-4)	26	2	1	0	0	0	0	1	0	0	0	0	
2018 Dallas	15-15	17	16	33	5.5(-28)	1(-7)	25	4	1	0	0	0	0	0	0	0	0	0	
2019 Dallas	4-2	0	2	2	1.0(-13)	1(-2)	2	0	0	0	0	0	0	0	0	0	0	0	
Totals	96-76	111	97	208	23.0(-149)	16(-35)	131	8	3	0	0	0.0	0	3	0	0.0	0		
Playoffs																			
2014 Dallas	2-2	5	1	6	0.0(0)	0(0)	2	2	0	0	0	0	0	0	0	0	0	0	
2016 Dallas	1-0	1	0	1	0.0(0)	0(0)	1	0	0	0	0	0	0	0	0	0	0	0	
2018 Dallas	2-2	3	3	6	0.0(0)	0(0)	1	0	0	0	0	0	0	0	0	0	0	0	
Totals	5-4	9	4	13	0.0(0)	0(0)	4	2	0	0	0	0.0	0	0	0	0.0	0		

ADDITIONAL STATISTICS
Blocked Kicks – 2017 (1-FG).

SINGLE-GAME HIGHS
Tackles – 6 vs. N.Y. Giants, 10/19/14
Solo Tackles – 5, two times, last, vs. N.Y. Giants, 10/19/14
Sacks – 2.0 at Philadelphia, 12/14/14
Pressures – 5, at Tennessee, 9/14/14

CRAWFORD'S CAREER GAME-BY-GAME DEFENSE

2012 (Dallas)								2014 (Dallas)								
Game	ST	AT	TT	Sks Yds	Tkl/ Ls	QB Prs	PBU	Game	ST	AT	TT	Sks Yds	Tkl/ Ls	QB Prs	PBU	
W-@ NYG 9/5								L-SF 9/7								
L-@ Sea 9/16								W-@ Ten 9/14							1	
W-TB 9/23	2	1	3			2		W-@ STL 9/21	2	1	3				3	
L-Chi 10/1	0	2	2			1		W-NO 9/28	2	1	3				2	
L-@ Bal 10/14	0	1	1					W-Hou 10/5	1	3	4		1(-1)		1	
W-@ Car 10/21	1	1	2					W-@ Sea 10/12	1	1	2				3	
L-NYG 10/28	1	0	1					W-NYG 10/19	5	1	6				2	
L-@ Atl 11/4	1	1	2					L-Was 10/27	1	2	3		1(-2)			
W-@ Phi 11/11	2	1	3			1		L-Ari 11/2	1	1	2				3	
W-Cle 11/18	1	0	1					W-@ Jac (Lon.) 11/9							INACTIVE/INJURED-Knee	
L-Was 11/22	5	0	5					W-@ NYG 11/23	2	3	5				2	
W-Phi 12/2	0	2	2					L-Phi 11/27	2	0	2	1.0(-7)	1(-1)		1	
W-@ Cin 12/9	0	2	2					W-@ Chi 12/4	1	0	1				3	
W-Phi 12/16	2	1	3					W-@ Phi 12/14				2.0(-15)			1	
L-NO 12/23	1	2	3			1		W-Ind 12/21	0	1	1		1(-5)		1	
W-@ Was 12/30	2	1	3					W-@ Was 12/28	3	2	5				1	
Totals	18	15	33			5		Totals	21	16	37	3.0(-22)	4(-9)	29	1	
Playoffs																
W-Det 1/4/15								W-Det 1/4/15	4	0	4				1	1
L-@ GB 1/11/15								L-@ GB 1/11/15	1	1	2				1	1
Total	5	1	6			2	2	Total	5	1	6			2	2	
2015 (Dallas)																
Game	ST	AT	TT	Sks Yds	Tkl/ Ls	QB Prs	PBU	Game	ST	AT	TT	Sks Yds	Tkl/ Ls	QB Prs	PBU	
W-NYG 9/13	0	2	2	1.0(-3)	1(-1)			W-NYG 9/13	0	2	2	1.0(-3)	1(-1)		1	
W-@ Phi 9/20	0	2	2					W-@ Phi 9/20	0	2	2				2	
L-@ Det 10/27	0	1	1					L-@ Det 10/27	0	1	1				1	
L-@ NO 11/10	1	1	2					L-@ NO 10/14	1	1	2				4	
W-Min 11/3	2	2	4	1.0(-8)				L-NE 10/11	2	2	4	1.0(-8)			1	
W-@ NYG 11/24	2	1	3					L-@ NYG 10/25	2	1	3				1	
W-Oak 11/28	2	2	4					L-Sea 11/1	2	2	4					
L-@ Chi 12/9	1	0	1					L-Phi 11/8	1	0	1				4	
L-GB 12/15	4	1	5	1.0(-4)				L-@ TB 11/15	4	1	5	1.0(-4)			2	
W-@ Was 12/22	0	2	2					W-@ Mia 11/22	0	2	2				2	
L-Phi 12/29	4	0	4	1.0(-18)				L-Car 11/26	4	0	4	1.0(-18)			1	
W-@ Was 12/7	2	1	3					W-@ Was 12/7	2	1	3				2	
L-@ GB 12/13	0	2	2					L-@ GB 12/13	0	2	2			1(-2)		
L-NYJ 12/19	1	1	2	1.0(0)				L-NYJ 12/19	1	1	2	1.0(0)			2	
L-@ Buf 12/27	1	2	3					L-@ Buf 12/27	1	2	3				3	
L-Was 1/3/16	1	3	4					L-Was 1/3/16	1	3	4				1	
Totals	21	23	44	5.0(-33)	2(-3)	27	1	Totals	21	23	44	5.0(-33)	2(-3)	27	1	

STAFF
TYRONE CRAWFORD
2019 SEASON
RECORDS
PLAYOFF RECORDS
HISTORY
SIDELINES

CRAWFORD'S CAREER GAME-BY-GAME, CONT.

Game	2016 (Dallas)			Sks Yds	Tkl/ Ls	QB Prs	PBU
	ST	AT	TT				
L-NYG 9/11	2	0	2				
W-@ Was 9/18				1.0(-8)		1	
W-Chi 9/25	1	1	2		2(-3)	1	
W-@ SF 10/2	3	1	4	1.0(-7)		2	
W-Cin 10/9	1	2	3			2	
W-@ GB 10/16	0	1	1			1	
W-Phi 10/30	1	0	1	1.5(-3)	2(-3)		
W-@ Cle 11/6	1	0	1			1	
W-@ Pit 11/13	1	1	2				
W-Bal 11/20	1	0	1		1(-2)	1	
W-Was 11/24	0	1	1		1(-3)	4	
W-@ Min 12/1						2	
L-@ NYG 12/11	1	1	2	1.0(-8)		2	
W-TB 12/18	1	0	1				
W-Det 12/26	INACTIVE/INJURED-Shoulder/Hamstring						
L-@ Phi 1/1/17	INACTIVE/INJURED-Shoulder/Hamstring						
Totals	14	7	21	4.5(-26)	6(-10)	17	

Playoffs

L-GB 1/15/17

2017 (Dallas)

Game	2017 (Dallas)			Sks Yds	Tkl/ Ls	QB Prs	PBU
	ST	AT	TT				
W-NYG 9/10	2	0	2			1	
L-@ Den 9/17	0	3	3			1	
W-@ Ari 9/25	1	2	3	1.0(-6)		4	
L-LAR 10/1	1	0	1		1(-1)	3	
L-GB 10/8	1	1	2	1.0(-8)		1	
W-@ SF 10/22	1	2	3	1.0(-8)		2	
W-@ Was 10/29	2	1	3	1.0(-5)		1	
W-KC 11/5						3	
L-@ Atl 11/12	1	1	2			1	
L-PHI 11/19	0	1	1			3	
L-LAC 11/23	1	0	1			1	
W-WAS 11/30	2	2	4			3	1
W-@ NYG 12/10	2	0	2			1	
W-@ Oak 12/17	2	1	3				
L-SEA 12/24	2	2	4		1(-3)		1
W-@ Phi 12/31	2	2	4			1	
Totals	20	18	38	4.0(-27)	2(-4)	26	2

2018 (Dallas)

Game	2018 (Dallas)			Sks Yds	Tkl/ Ls	QB Prs	PBU
	ST	AT	TT				
L-@ Car 9/9	2	2	4			1	1
W-NYG 9/16	3	2	5	1.0(-10)		1	
L-@ Sea 9/23	2	1	3			3	1
W-Det 9/30	1	1	2			2	
L-@ Hou 10/7	0	4	4		1(-7)	3	
W-Jac 10/14				0.5(0)		1	1
L-@ Was 10/21	2	2	4				
L-Ten 11/5	0	2	2	1.0(-9)		2	
W-@ Phi 11/11	2	0	2	1.0(-1)			
W-@ Atl 11/18				0.5(-4)		3	
W-Was 11/22	1	0	1	0.5(-3)		2	1
W-NO 11/29	1	1	2			4	
W-Phi 12/9				1.0(-1)			
L-@ Ind 12/16	3	1	4			3	
W-TB 12/23	W						
@ NYG 12/30	INACTIVE/INJURED-Neck						
Totals	17	16	33	5.5(-28)	1(-7)	25	4

Playoffs

W-Sea 1/5/19

L-@ LAR 1/12/19

TRANSACTION SUMMARY:

- 5/4/20:** Signed a one-year deal with Dallas through 2020.
- 4/30/20:** Released by Cincinnati.
- 11/26/18:** Placed on Reserve/Injured with a thumb injury.
- 8/4/14:** Signed a six-year contract extension with Cincinnati through 2020.
- 4/29/11:** Drafted in the second round (35th overall) by Cincinnati.

2019 (Cincinnati):

- Started 13 games and missed three in his ninth season, completing 314-of-528 passes for 3,494 yards with 16 touchdowns against 14 interceptions. Suffered career-lows in touchdowns (16) and quarterback rating (78.3).
- Threw for a season-high and career-best 418 yards and two touchdowns in Week 1 at Seattle (9/8).
- Did not play and served in a reserve role in games 9-11 due to a coaches decision.
- Returned to start in Week 12 and became the Bengals all-time leader in touchdown passes, surpassing Ken Anderson's 197 by throwing a touchdown against the N.Y. Jets (12/1), and finished his Bengals career with 204 scoring throws - one-of-45 quarterbacks in NFL history to pass the 200-passing touchdown mark.
- Threw for 396 yards on 33-of-56 passing at Miami (12/22), tossing four touchdowns and recording a quarterback rating of 104.5 in an overtime loss to the Dolphins.

2018 (Cincinnati):

- Started 11 games, but injured his thumb attempting to recover a fumble against Cleveland (11/25), and was placed on Reserve/Injured the following day. Finished the season passing 226-for-365 (61.9 percent) for 2,566 yards with 21 touchdowns, 11 interceptions and a 89.6 quarterback rating.
- Led four game-winning drives in the fourth quarter - at Indianapolis (9/9), at Atlanta (9/30), against Miami (10/7) and at Tampa Bay (10/28).
- On Thursday Night Football against Baltimore (9/13), passed for 265 yards and four touchdowns (107.7 rating). All four scores came in the first half, marking the second time in his career he tossed four touchdowns in a half.
- Threw for a season-high 352 yards against Carolina(9/23).
- Totaled 337 yards on 41 throws with three touchdowns and an interception (109.5 rating), leading a 16-play, 75-yard drive in the fourth quarter that ended in a 13-yard go-ahead scoring pass with 0:07 remaining. It was Dalton's 24th career 300-yard passing game, moving ahead of Boomer Esiason for the most in Bengals history.

2017 (Cincinnati):

- Started all 16 games and completed 297-of-496 passes (59.9 percent) for 3,320 yards, 25 touchdowns and 12 interceptions (86.6 rating).
- Had a six-game stretch without an interception - the longest streak in the NFL in 2017 and in his career.
- Posted a season-high passer rating of 146.0 at Cleveland (10/1), which included season-highs in completion percentage (83.3 percent on 25-of-30 passing) and touchdowns (four).
- Had two scoring passes over 70 yards, both to A.J. Green - a 77-yarder against Buffalo (10/8) and a 70-yarder at Tennessee (11/12).

2016 (Cincinnati):

- Started all 16 games and completed a career-high 364-of-563 passes (64.7 percent) for 4,206 yards and 18 touchdowns against eight interceptions with a 91.8 quarterback rating.
- Posted a 114.0 rating in the season-opening win at the N.Y. Jets (9/11), including 54-yard scoring pass to A.J. Green, despite being sacked seven times, most of his career.
- Had a season-best 130.0 rating against Philadelphia (12/4), passing 23-for-31 for 332 yards and two touchdowns.
- Registered a career-long completion of 86 yards (to Brandon LaFell) at Houston (12/24).

2015 (Cincinnati):

- Recorded his best season as a pro, making the Pro Bowl after starting 13 games and going 255-for-386 (66.1 percent) for 3,250 yards with 25 touchdowns and seven interceptions.
- Inactive for Games 14-16 and for the Wild Card playoff game, due to right thumb fracture suffered against Pittsburgh (12/13).
- With a 106.3 season passer rating, broke Carson Palmer's club season record of 101.1, set in 2005 and finished second in the NFL to Russell Wilson (110.1). Joined Ken Anderson (four times) and Boomer Esiason (twice) among Bengals to win an AFC passing title, and it was the Bengals first since 1989 (Esiason at 92.1).
- Seven interceptions was a team record for the fewest in a season. The previous low (nine) occurred three times.
- Opened the season with four straight games with a passer rating of 115.0-or-better, joining LA Rams John Hadl as only players to do that since 1973, the NFL's first year of using passer ratings.
- Suffered a thumb fracture against Pittsburgh (12/13) while making a tackle after throwing an interception, ending not only his season, but a streak of 77 consecutive starts, a Bengals quarterback record.

2014 (Cincinnati):

- Started all 16 games and the Wild Card playoff game, earning Pro Bowl honors as an injury replacement for Aaron Rodgers after completing 64.2 percent of his passes (309-of-481) for 3,398 yards and 19 touchdowns.
- Scored five rushing touchdowns, tying Jack Thompson's 1979 team-record for Bengals quarterbacks.
- Against Tennessee (9/21) became the only Bengals quarterback to catch a touchdown pass, making a catch in the flat on a throw from wide receiver Mohamed Sanu and sprinting 18 yards for the score.
- In the Wild Card game at Indianapolis (1/5/15), completed 18-of-35 passes for 155 yards with no touchdowns or interceptions.

2013 (Cincinnati):

- Led the Bengals to an 11-5 record and AFC North title, becoming only the second Bengal to win three NFL monthly or weekly AFC awards in a season, joining safety David Fulcher from 1989.
- Set Bengals records in passing yards (4,293) and touchdown passes (33) while completing 363-of-586 passes and adding 20 interceptions for a quarterback rating of 88.8.
- Named AFC Offensive Player of the Month for October, averaging a 116.8 passer rating over four games as the Bengals posted 4-0 record.

2012 (Cincinnati):

- Started all 16 games and finished 329-for-528 (62.3 percent), for 3,669 yards with 27 touchdowns and 16 interceptions (87.4 rating), finishing third in the AFC in touchdown passes.
- Also had four rushing touchdowns.
- Earned AFC Offensive Player of the Week for his performance against the N.Y. Giants (11/11), posting a 127.6 rating while completing 21-of-30 passes for 199 yards and four touchdowns.

2011 (Cincinnati):

- As rookie, started all 16 games and led four wins featuring fourth quarter comebacks on his way to first alternate to AFC Pro Bowl squad, eventually earning a spot as the replacement for New England's Tom Brady.
- Became the first NFL rookie quarterback to win as many as eight starts and throw for at least 20 touchdowns. Also became the first rookie quarterback not drafted in the first round to start every game in a 16-game season.
- Set Bengals rookie records for touchdown passes (20) and passing yards (3,398), while completing 300-of-516 passes with a 80.4 quarterback rating.

COLLEGE:

- Was a key player in TCU's return to prominence during his career, playing four seasons (2007-10) and seeing action in 50 games (49 starts), authoring a Mountain West Conference record 42 victories on his way to school records for pass attempts (1,317), completions (812), passing yards (10,314) and touchdown passes (71).
- Rushed for 1,611 career yards and 22 additional touchdowns, and departed TCU with an MWC record for total offense (11,925 yards).
- As a senior in 2010, finished ninth in Heisman Trophy voting and was the MWC Offensive Player of the Year, leading TCU to a No. 2 national ranking, finishing the year 13-0, capped by a Rose Bowl win and Offensive MVP honors over Wisconsin.
- Threw for a TCU single-season record 27 touchdown passes with just six interceptions in 2010, and his 66.1 completion percentage was another TCU single-season mark. Added 435 yards and six rushing touchdowns.
- MWC Offensive Player of the Year and one-of-10 finalists for the Manning Award, recognizing the top quarterback in the nation, as a junior in 2009, passing Sammy Baugh for the most victories by a starting quarterback in TCU history. Led the Horned Frogs to a 12-1 record, losing to the Kellen Moore-led Boise State Broncos in the Fiesta Bowl.
- Ranked eighth in the nation in passing efficiency (151.83) and set a TCU single-season record for passing yards with 2,756 in 2009.
- Honorable-mention All-MWC in 2008 as a sophomore, completing 182-of-307 passes for 2,242 yards and 11 touchdown passes, adding 432 rushing yards and eight rushing scores on the year.
- Honorable-mention Freshman All-American by *The Sporting News* in 2007, setting TCU single-season records for completions (222) and attempts (371) while placing second in passing yards (2,459). His 59.8 completion percentage ranked fourth for a single season at TCU.
- Redshirted in 2006 as a true freshman.

PERSONAL:

- The Houston Chronicle* Greater Houston Area Offensive Player of the Year and a finalist for Texas Football 5A Player of the Year, posted the district's highest quarterback rating as a senior, completing 53.4 percent of his passes for 2,877 yards with 42 touchdowns and 15 interceptions at Katy, Texas, High School.
- Led Katy to a 14-1 record and the Texas 5A finals in 2005.
- He and his wife, JJ, have two sons, Noah and Nash, and a daughter, Finley.
- Majored in marketing at TCU.

COMMUNITY:

- Was the Cincinnati Bengals 2016 Walter Payton Man of the Year nominee.



MISSION: The mission of the Andy & JJ Dalton Foundation is to show God's love and grace while providing support, resources and experiences to seriously ill and physically challenged children and their families.

www.andydalton.org

DALTON'S NFL TOTALS

Year Team	GP-GS	PASSING											
		Att	Cmp	Yds	Pct	Yds/Att	TD	TD%	Int	Int%	Long	Sacks	Rating
2011 Cincinnati.....	16-16	516	300	3,398	58.1	6.6	20	3.9	13	2.5	84	24/160	80.4
2012 Cincinnati.....	16-16	528	329	3,669	62.3	6.9	27	5.1	16	3.0	59†	46/229	87.4
2013 Cincinnati.....	16-16	586	363	4,293	61.9	7.3	33	5.6	20	3.4	82†	29/182	88.8
2014 Cincinnati.....	16-16	481	309	3,398	64.2	7.1	19	4.0	17	3.5	81†	21/124	83.5
2015 Cincinnati.....	13-13	386	255	3,250	66.1	8.4	25	6.5	7	1.8	80†	20/118	106.3
2016 Cincinnati.....	16-16	563	364	4,206	64.7	7.5	18	3.2	8	1.4	86†	41/264	91.6
2017 Cincinnati.....	16-16	496	297	3,320	59.9	6.7	25	5.0	12	2.4	77†	39/255	86.6
2018 Cincinnati.....	11-11	365	226	2,566	61.9	7.0	21	5.8	11	3.0	49	21/157	89.6
2019 Cincinnati.....	13-13	528	314	3,494	59.5	6.6	16	3.0	14	2.7	66†	37/249	78.3
Totals	133-133	4,449	2,757	31,594	62.0	7.1	204	4.6	118	2.7	86†	278/1,738	87.5
Playoffs													
2011 Cincinnati.....	1-1	42	27	257	64.3	6.1	0	0.0	3	7.1	36	4/33	51.4
2012 Cincinnati.....	1-1	30	14	127	46.7	4.2	0	0.0	1	3.3	45	2/9	44.7
2013 Cincinnati.....	1-1	51	29	334	56.9	6.5	1	2.0	2	3.9	49	3/8	67.0
2014 Cincinnati.....	1-1	35	18	155	51.4	4.5	0	0.0	0	0.0	26	3/11	63.4
2015 Cincinnati.....	0-0	0	0	0	0.0	0.0	0	0.0	0	0.0	0	0/0	0.0
Totals	4-4	158	88	873	55.7	5.5	1	0.6	6	3.8	49	12/61	57.8

DALTON'S CAREER TOTALS, cont.

Year Team	RUSHING				
	No	Yds	Avg	Long	TD
2011 Cincinnati.....	37	152	4.1	17	1
2012 Cincinnati.....	47	120	2.6	17	4
2013 Cincinnati.....	61	183	3.0	12	2
2014 Cincinnati.....	60	169	2.8	20t	4
2015 Cincinnati.....	57	142	2.5	12	3
2016 Cincinnati.....	56	184	4.0	15	4
2017 Cincinnati.....	38	99	2.6	25	0
2018 Cincinnati.....	16	99	6.2	21	0
2019 Cincinnati.....	32	73	2.3	17	4
Totals	394	1,221	3.1	25	22

Playoffs					
2011 Cincinnati.....	3	17	5.7	15	0
2012 Cincinnati.....	4	15	3.8	12	0
2013 Cincinnati.....	5	26	5.2	12	0
2014 Cincinnati.....	4	34	8.5	16	0
2015 Cincinnati.....	0	0	0.0	0	0
Totals	16	92	5.8	16	0

ADDITIONAL STATISTICS
Receiving – 2014 (1 for 18, 1 TD), 2019 (1 for -4).
Totals: 2 for 14, 1 TD.

SINGLE-GAME HIGHS
Attempts – 56 @ Miami, 12/22/19
Playoffs – 51 vs. San Diego, 1/5/14
Completions – 35 @ Seattle, 9/8/19
Playoffs – 29 vs. San Diego, 1/5/14
Completion Pct. – 83.3 @ Cleveland, 10/1/17
Playoffs – 64.3 @ Houston, 1/7/12
Yards – 418 @ Seattle, 9/8/19
Playoffs – 334 vs. San Diego, 1/5/14
Touchdowns – 5 vs. N.Y. Jets, 10/27/13
Playoffs – 1 vs. San Diego, 1/5/14
Interceptions – 4, four times, last vs. NE, 12/15/19
Playoffs – 3 @ Houston, 1/7/12
Rating – 146.8 @ Cleveland, 12/6/15
Playoffs – 67.0 vs. San Diego, 1/5/14
Long – 86t @ Houston, 12/24/16
Playoffs – 49 vs. San Diego, 1/5/14

DALTON'S 300-YARD PASSING GAMES
(29 TOTAL, 28 REGULAR SEASON, 1 PLAYOFFS)

418 at Seattle, 9/8/19	337 at Buffalo, 10/13/13	318 vs. Cleveland, 9/16/12
396 at Miami, 12/22/19	337 at Atlanta, 9/30/18	315 at Arizona, 11/22/15
383 at Baltimore, 9/27/15	332 at Denver, 9/18/11	311 vs. San Francisco, 9/15/19
381 at Cleveland, 10/14/12	332 Philadelphia, 12/4/16	308 vs. Cleveland, 10/23/16
373 at Baltimore, 11/20/11	331 Seattle, 10/11/15	302 vs. Pittsburgh, 12/7/14
372 at Detroit, 10/20/13	329 at LA Rams, 10/27/19	301 at Baltimore, 9/7/14
366 at N.Y. Jets, 9/11/16	328 at Washington, 9/23/12	
366 at Pittsburgh, 9/18/16	328 vs. Buffalo, 10/8/17	Playoffs (1)
363 vs. Minnesota, 12/22/13	325 vs. N.Y. Jets, 10/27/13	334 vs. San Diego, 1/5/14
352 at Carolina, 9/23/18	323 vs. Carolina, 10/12/14	
338 at Miami, 10/31/13	321 vs. Kansas City, 10/4/15	

DALTON'S CAREER GAME-BY-GAME
2011 (Cincinnati)

Date	Opp	Att	Cmp	Yds	Pct	Yds/Att	TD	Int	Long	Sacks	Rating	W/L	Score
9/11	@ Cle.....	15	10	81	66.7	5.4	1	0	22	3/11	102.4	W	27-17
9/18	@ Den.....	41	27	332	65.9	8.1	2	0	84	2/22	107.0	L	22-24
9/25	SF.....	32	17	157	53.1	4.9	0	2	22	1/8	40.8	L	8-13
10/2	Buf.....	36	18	298	50.0	8.3	1	2	58	2/11	64.4	W	23-20
10/9	@ Jac.....	33	21	179	63.6	5.4	2	1	37t	2/17	85.3	W	30-20
10/16	Ind.....	32	25	264	78.1	8.3	1	0	32	0/0	111.5	W	27-17
10/30	@ Se.....	29	18	168	62.1	5.8	2	2	43t	1/8	72.2	W	34-12
11/6	@ Ten.....	39	22	217	56.4	5.6	3	0	25	1/7	97.9	W	24-17
11/13	Pit.....	30	15	170	50.0	5.7	2	2	36t	0/0	61.8	L	17-24
11/20	@ Bal.....	45	24	373	53.3	8.3	1	3	49t	2/9	60.7	L	24-31
11/27	Cle.....	31	21	270	67.7	8.7	1	0	51	2/13	105.6	W	23-20
12/4	@ Pit.....	24	11	135	45.8	5.6	1	0	43	3/24	77.6	L	7-35
12/11	Hou.....	28	16	189	57.1	6.8	1	0	36	1/5	89.7	L	19-20
12/18	@ STL.....	26	15	179	57.7	6.9	0	1	55	1/6	62.8	W	20-13
12/24	Ari.....	31	18	154	58.1	5.0	2	0	19t	2/18	92.7	W	23-16
1/1/12	Bal.....	44	22	232	50.0	5.3	0	0	31	1/1	65.7	L	16-24
Totals		516	300	3,398	58.1	6.6	20	13	84	24/160	80.4	9-7	

Playoffs
1/7/12 @ Hou..... 42 27 257 64.3 6.2 0 3 33 4/33 51.4 L 10-31

2012 (Cincinnati)

Date	Opp	Att	Cmp	Yds	Pct	Yds/Att	TD	Int	Long	Sacks	Rating	W/L	Score
9/10	@ Bal.....	37	22	221	59.5	6.0	0	1	27	4/28	65.3	L	13-44
9/16	Cle.....	31	24	318	77.4	10.3	3	1	50t	6/23	128.2	W	34-27
9/23	@ Was.....	27	19	328	70.4	12.2	3	1	59t	2/16	132.9	W	38-31
9/30	@ Jac.....	31	20	244	64.5	7.9	2	1	42	0/0	96.7	W	27-10
10/7	Mia.....	43	26	234	60.5	5.4	1	2	24	3/16	63.5	L	13-17
10/14	@ Cle.....	46	31	381	67.4	8.3	3	3	57t	2/19	87.3	L	24-34
10/21	Pit.....	28	147	105	50.0	3.8	1	1	17	0/0	56.4	L	17-24
11/4	Den.....	42	26	299	61.9	7.1	1	1	52	5/24	81.3	L	23-31
11/11	NYG.....	30	21	199	70.0	6.6	4	0	56t	0/0	127.6	W	31-13
11/18	@ KC.....	29	18	230	62.1	7.9	2	0	40	2/10	109.8	W	28-6
11/25	Oak.....	30	16	210	53.3	7.0	3	0	48	2/16	109.0	W	34-10
12/2	@ SD.....	38	25	211	65.8	5.6	1	2	19t	1/0	66.9	W	20-13
12/9	Dal.....	33	20	206	60.6	6.2	1	1	25	5/16	76.1	L	19-20
12/13	@ Phi.....	27	13	127	48.1	4.7	1	0	19	6/35	74.2	W	34-13

STAFF

														2012 (Cincinnati), cont.			
Date	Opp	Att	Cmp	Yds	Pct	Yds/Att	TD	Int	Long	Sacks	Rating	W/L	Score				
12/23	@ Pit.....	41	24	278	58.5	6.8	0	2	25	6/25	58.8	W	13-10				
12/30	Bal.....	15	10	78	66.7	5.2	1	0	17	2/1	101.5	W	23-17				
Totals	528	329	3,669	62.3	7.0	27	16	59t	46/229	87.4	10-6					

Playoffs													
1/5/13	30	14	127	46.7	4.2	0	1	45	2/9	44.7	L	13-19

ANDY DALTON

														2013 (Cincinnati)			
Date	Opp	Att	Cmp	Yds	Pct	Yds/Att	TD	Int	Long	Sacks	Rating	W/L	Score				
9/8	@ Chi.....	33	26	282	78.8	8.6	2	2	45t	1/5	97.2	L	21-24				
9/16	Pit.....	45	25	280	55.6	6.2	1	0	61	0/0	81.7	W	20-10				
9/22	GB.....	28	20	235	71.4	8.4	2	1	32	4/20	105.5	W	34-30				
9/29	@ Cle.....	42	23	206	54.8	4.9	0	1	29	2/3	58.2	L	6-17				
10/6	NE.....	27	20	212	74.1	7.9	0	1	28	4/33	81.1	W	13-6				
10/13	@ Buf.....	40	26	337	65.0	8.4	3	1	54	3/19	105.9	W	27-24				
10/20	@ Det.....	34	24	372	70.6	10.9	3	0	82t	1/8	135.9	W	27-24				
10/27	NYJ.....	30	19	325	63.3	10.8	5	1	53	1/2	125.7	W	49-9				
10/31	@ Mia.....	53	32	338	60.4	6.4	0	3	26	5/36	55.4	L	20-22				
11/10	@ Bal.....	51	24	274	47.1	5.4	2	3	51t	5/30	52.2	L	17-20				
11/17	Cle.....	27	13	93	48.1	3.4	3	2	25t	0/0	62.7	W	41-20				
12/1	@ SD.....	23	14	190	60.9	8.3	1	1	50	0/0	83.6	W	17-10				
12/8	Ind.....	35	24	275	68.6	7.9	3	0	29t	0/0	120.5	W	42-28				
12/15	@ Pit.....	44	25	230	56.8	5.2	2	0	19	1/8	86.4	L	20-30				
12/22	Min.....	38	27	363	71.1	9.6	4	0	41	2/18	136.2	W	42-14				
12/29	Bal.....	36	21	281	58.3	7.8	2	4	53t	0/0	62.2	W	34-17				
Totals	586	363	4,293	61.9	7.3	33	20	82t	29/182	88.8	11-5					

Playoffs													
1/5/14	SD.....	51	29	334	56.9	6.6	1	2	49	3/8	67.0	L	10-27

2019 SEASON

														2014 (Cincinnati)			
Date	Opp	Att	Cmp	Yds	Pct	Yds/Att	TD	Int	Long	Sacks	Rating	W/L	Score				
9/7	@ Bal.....	38	25	301	65.8	7.9	1	0	77t	0/0	98.7	W	23-16				
9/14	Atl.....	23	15	252	65.2	11.0	1	0	76t	0/0	116.6	W	24-10				
9/21	Ten.....	23	15	169	65.2	7.4	0	1	29	0/0	68.9	W	33-7				
10/5	@ NE.....	24	15	204	62.5	8.5	2	0	37t	1/8	117.4	L	17-43				
10/12	Car.....	43	33	323	76.7	7.5	2	2	34t	1/3	93.5	T	37-37				
10/19	@ Ind.....	38	18	126	47.4	3.3	0	0	32	3/17	55.4	L	0-27				
10/26	Bal.....	28	21	266	75.0	9.5	0	1	53	2/27	89.3	W	27-24				
11/2	Jac.....	31	19	233	61.3	7.2	2	2	36	2/1	79.1	W	33-23				
11/6	Cle.....	33	10	86	30.3	2.6	0	3	18	2/14	2.0	L	3-24				
11/16	@ NO.....	22	16	220	72.7	10.0	3	0	38	1/1	143.9	W	27-10				
11/23	@ Hou.....	35	24	233	68.6	6.7	1	1	20	0/0	84.6	W	22-13				
11/30	@ TB.....	27	19	176	70.4	6.5	1	3	30	2/11	60.6	W	14-13				
12/7	Pit.....	29	21	302	72.4	10.4	2	0	81t	2/5	128.8	L	21-42				
12/14	@ Cle.....	24	14	117	58.3	4.9	0	1	15	2/14	53.6	W	30-0				
12/22	Den.....	25	17	146	68.0	5.8	2	1	22t	0/0	93.1	W	37-28				
12/28	@ Pit.....	38	27	244	71.1	6.4	2	2	19	3/23	83.7	L	17-27				
Totals	481	309	3,398	64.2	7.1	19	17	81t	21/124	83.5	10-5-1					

Playoffs													
1/4/15	35	18	155	51.4	4.4	0	0	26	3/11	63.4	L	10-26

RECORDS

														2015 (Cincinnati)			
Date	Opp	Att	Cmp	Yds	Pct	Yds/Att	TD	Int	Long	Sacks	Rating	W/L	Score				
9/13	@ Oak.....	34	25	269	73.5	7.9	2	0	31	0/0	115.9	W	33-13				
9/20	SD.....	26	16	214	61.5	8.2	3	0	45t	0/0	126.1	W	24-19				
9/27	@ Bal.....	32	20	383	62.5	12.0	3	1	80t	2/11	122.3	W	28-24				
10/4	KC.....	24	17	321	70.8	13.4	1	0	55t	0/0	127.1	W	36-21				
10/11	Sea.....	44	30	331	68.2	7.5	2	1	44	4/21	95.9	W	27-24				
10/18	@ Buf.....	33	22	243	66.7	7.4	3	0	42	0/0	118.6	W	34-21				
11/1	@ Pit.....	38	23	231	60.5	6.1	1	2	38	3/13	64.7	W	16-10				
11/5	Cle.....	27	21	234	77.8	8.7	3	0	29	2/15	139.8	W	31-10				
11/16	Hou.....	38	22	197	57.9	5.2	0	1	26	4/15	61.0	L	6-10				
11/22	@ Ari.....	39	22	315	56.4	8.1	2	0	42	4/37	99.8	L	31-34				
11/29	StL.....	27	20	233	74.1	8.6	3	1	45	0/0	121.4	W	31-7				
12/6	@ Cle.....	19	14	220	73.7	11.6	2	0	57	1/6	146.8	W	37-3				
12/13	Pit.....	5	3	59	60.0	11.8	0	1	24	0/0	61.7	L	20-33				
12/20	@ SF.....				INACTIVE/INJURED-Thumb									W	24-14		
12/28	@ Den.....				INACTIVE/INJURED-Thumb									L	17-20		
1/3/16	Bal.....				INACTIVE/INJURED-Thumb									W	24-16		
Totals	386	255	3,250	66.1	8.4	25	7	80t	20/118	106.3	12-4					

Playoffs															
1/9/16	Pit.....				INACTIVE/INJURED-Thumb									L	16-18

HISTORY

SIDELINES

2016 (Cincinnati)

Date	Opp	Att	Cmp	Yds	Pct	Yds/Att	TD	Int	Long	Sacks	Rating	W/L	Score
9/11	@ NYJ.....	30	23	366	76.7	12.2	1	1	54t	7/42	114.0	W	23-22
9/18	@ Pit.....	54	31	366	57.4	6.8	1	0	29	1/0	84.3	L	16-24
9/25	Den.....	31	21	206	67.7	6.7	0	1	27	4/17	72.8	L	17-29
9/29	Mia.....	31	22	296	71.0	9.6	1	0	51	1/11	111.8	W	22-7
10/9	@ Dal.....	41	29	269	70.7	6.6	2	0	22	4/20	104.6	L	14-28
10/16	@ NE.....	31	21	254	67.7	8.2	1	0	32	2/17	103.4	L	17-35
10/23	Cle.....	28	19	308	67.9	11.0	2	0	48t	3/20	128.3	W	31-17
10/30	Was.....	42	27	284	64.3	6.8	1	1	40	3/21	81.8	T	27-27
11/14	@ NYG.....	29	16	204	55.2	7.1	1	1	71	3/18	74.5	L	20-21
11/20	Buf.....	43	24	207	55.8	4.8	1	2	21	1/0	57.0	L	12-16
11/27	@ Bal.....	8	26	283	54.2	5.9	1	0	25	3/22	78.7	L	14-19
12/4	Phi.....	31	23	332	74.2	10.7	2	0	50	0/0	130.0	W	32-14
12/11	@ Cle.....	28	20	180	71.4	6.4	2	0	18	4/33	112.2	W	23-10
12/18	Pit.....	27	16	157	59.3	5.8	0	1	25	1/11	60.3	L	20-24
12/4	@ Hou.....	41	28	268	68.3	6.5	1	1	86t	3/24	84.2	L	10-12
1/1/17	Bal.....	28	18	226	64.3	8.1	1	0	31	1/8	101.2	W	27-10
Totals		563	364	4,206	64.7	7.5	18	8	86t	41/264	91.8	6-9-1	

2017 (Cincinnati)

Date	Opp	Att	Cmp	Yds	Pct	Yds/Att	TD	Int	Long	Sacks	Rating	W/L	Score
9/10	Bal.....	31	16	170	51.6	5.5	0	4	39	5/26	28.4	L	0-20
9/14	Hou.....	35	20	224	57.1	6.4	0	0	50	3/11	76.4	L	9-13
9/24	@ GB.....	27	21	212	77.8	7.9	2	0	21	3/21	124.1	L	24-27
10/1	@ Cle.....	30	25	286	83.3	9.5	4	0	61t	3/22	146.0	W	31-7
10/8	Buf.....	36	22	328	61.1	9.1	1	2	77t	1/5	77.1	W	20-16
10/22	@ Pit.....	30	17	140	56.7	4.7	2	2	22	4/32	63.2	L	14-29
10/29	Ind.....	29	17	243	58.6	8.4	2	0	67	3/25	108.8	W	24-23
11/5	@ Jac.....	18	10	136	55.6	7.6	0	0	59	2/17	79.9	L	7-23
11/12	@ Ten.....	35	20	265	57.1	7.6	2	0	70	1/10	100.3	L	20-24
11/19	@ Den.....	25	15	154	60.0	6.2	3	0	29t	2/13	117.3	W	20-17
11/26	Cle.....	28	18	214	64.3	7.6	2	0	36	1/5	111.3	W	30-16
12/4	Pit.....	36	21	234	58.3	6.5	2	0	27	2/11	96.3	L	20-23
12/10	Chi.....	29	14	141	48.3	4.9	1	1	20	2/15	59.7	L	7-33
12/17	@ Min.....	22	11	113	50.0	5.1	0	2	45	3/17	27.3	L	7-34
12/24	Det.....	41	27	238	65.9	5.8	1	1	34	3/16	79.1	W	26-17
12/31	@ Bal.....	44	23	222	52.3	5.1	3	0	49t	1/9	89.4	W	31-27
Totals		496	297	3,320	59.9	6.7	25	12	77t	39/255	86.6	7-9	

2018 (Cincinnati)

Date	Opp	Att	Cmp	Yds	Pct	Yds/Att	TD	Int	Long	Sacks	Rating	W/L	Score
9/9	@ Ind.....	28	21	243	75.0	8.7	2	1	38t	2/14	109.7	W	34-23
9/13	Bal.....	42	24	265	57.1	6.3	4	0	32t	0/0	107.7	W	34-23
9/23	@ Car.....	46	29	352	63.0	7.7	2	4	49	2/22	64.8	L	21-31
9/30	@ Atl.....	41	29	337	70.7	8.2	3	1	39t	3/29	109.5	W	37-36
10/7	Mia.....	30	20	248	66.7	8.3	1	1	31	2/19	89.3	W	27-17
10/14	Pit.....	42	26	229	61.9	5.5	2	0	23	3/16	92.3	L	21-28
10/21	@ KC.....	29	15	148	51.7	5.1	1	1	31	2/13	63.6	L	10-45
10/28	TB.....	34	21	280	61.8	8.2	2	0	32	2/16	107.5	W	37-34
11/11	NO.....	20	12	153	60.0	7.7	1	2	36	4/24	61.0	L	14-51
11/18	@ Bal.....	36	19	211	52.8	5.9	2	0	32	1/4	89.0	L	21-24
11/25	Cle.....	17	10	100	58.8	5.9	1	1	17	0/0	70.7	L	20-35
12/2	Den.....				INACTIVE/INJURED-Thumb								L 10-24
12/9	@ LAC.....				INACTIVE/INJURED-Thumb								L 21-26
12/16	Oak.....				INACTIVE/INJURED-Thumb								W 30-16
12/23	@ Cle.....				INACTIVE/INJURED-Thumb								L 18-26
12/30	@ Pit.....				INACTIVE/INJURED-Thumb								L 13-16
Totals		365	226	2,566	61.9	7.0	21	11	49	21/157	89.6	6-10	

2019 (Cincinnati)

Date	Opp	Att	Cmp	Yds	Pct	Yds/Att	TD	Int	Long	Sacks	Rating	W/L	Score
9/8	@ Sea.....	51	35	418	68.6	8.2	2	0	55t	5/23	106.5	L	20-21
9/15	SF.....	42	26	311	61.9	7.4	2	1	66t	4/20	90.5	L	17-41
9/22	@ Buf.....	36	20	250	55.6	6.9	1	2	33	2/10	63.4	L	17-21
9/30	@ Pit.....	37	21	171	56.8	4.6	0	1	23	8/69	57.4	L	3-27
10/6	Ari.....	38	27	262	71.1	6.9	2	0	42t	1/0	107.6	L	23-26
10/13	@ Bal.....	39	21	235	53.8	6.0	0	1	29	2/18	61.4	L	17-23
10/20	Jac.....	43	22	276	51.2	6.4	1	3	48	2/18	50.1	L	17-27
10/27	@ LAR.....	52	32	329	61.5	6.3	1	0	52	5/32	86.1	L	10-24
11/10	Bal.....				DID NOT PLAY								L 13-49
11/17	@ Oak.....				DID NOT PLAY								L 10-17
11/24	Pit.....				DID NOT PLAY								L 10-16
12/1	NYJ.....	37	22	243	59.5	6.6	1	0	19	1/10	88.0	W	22-6
12/8	@ Cle.....	38	22	262	57.9	6.9	0	1	24	2/16	68.1	L	19-27
12/15	NE.....	31	17	151	54.8	4.9	1	4	24	0/0	39.2	L	13-34
12/22	@ Mia.....	56	33	396	58.9	7.1	4	0	34t	4/25	104.5	L	35-38
12/29	Cle.....	28	16	190	57.1	6.8	1	1	28	1/8	75.0	W	33-23
Totals		528	314	3,494	59.5	6.6	16	14	66t	37/249	78.3	2-14	

EZEKIEL ELLIOTT

21 • Running Back

6-0 • 228 • 7/22/95

Ohio State • D1-'16 (4th overall)

NFL: 5th Year • Cowboys: 5th Year

Games/Starts: 2019-16/16 Career-56/55

Postseason: 2019-0/0; Career-3/3



PRO: For just the second time in franchise history, the Dallas Cowboys used a top-five pick to select a running back when the team chose Ezekiel Elliott with the fourth pick of the 2016 NFL Draft. Elliott did not disappoint as a rookie, leading the NFL with 1,631 yards to become only the fifth rookie since the NFL merger to win the NFL rushing title. His 1,631 rushing yards - third by a rookie in NFL history - were aided by seven 100-yard rushing games - tops by a rookie in team history - and he totaled 1,994 yards from scrimmage which was third by a rookie in league history. Elliott became the fourth rookie in Cowboys history to be named to the Pro Bowl, and only the fourth rookie, second running back, to be named All-Pro in franchise annals. He also took home FedEx Ground Player of the Year. Despite missing six games in 2017 (league-mandated suspension), Elliott led the league, averaging 98.3 yards-per-game, finishing 10th in the league with 983 yards. His third season saw him take home the rushing crown for the second time in his first three seasons, becoming the second Cowboy (Emmitt Smith - four) with multiple rushing titles. He paced the league with 1,434 yards and also became the first Cowboys running back to lead the team in receptions (77-club running back record) since 2003. For his efforts, he was selected to his second career Pro Bowl. After a summer-long holdout, and just prior to Week 1 of 2019, Elliott signed a six-year contract extension, keeping him in Dallas through 2025. In his fourth pro season, Elliott started all 16 games for the first time and topped 1,000 yards for the third time, finishing fourth in the NFL with 1,357 yards, placing second with 1,777 scrimmage yards and tying for fifth with 12 touchdowns. For his effort, Elliott was selected to his third career Pro Bowl.

TRANSACTION SUMMARY:

9/4/19: Signed a six-year extension through 2025.

4/28/16: Drafted in the first round (fourth overall) by Dallas.

2019:

- Signed a six-year extension after missing training camp and started all 16 games for the first time in his career.
- Was fourth in the NFL with 1,357 rushing yards - his third career 1,000-yard effort - and tied for fifth with 12 touchdowns.
- Added 54 catches for 420 yards with two scores.
- Topped 100 yards on seven occasions, had a streak of four games with a touchdown and had back-to-back two-touchdown performances.
- Tallied his 20th career 100-yard effort in the win at Washington (9/15), totaling 111 yards and a touchdown on 23 carries.
- Had 125 yards on 19 carries (6.6) against Miami (9/22), teaming with Tony Pollard (103) to mark the fourth time in franchise history Dallas had two backs over 100 rushing yards - first since 1998. The duo totaled 235 rushing yards - the most since 2011.
- Had 105 yards and a touchdown at the N.Y. Jets (10/13), then notched his fourth 100-yard game of the year with 111 yards and a score on 22 carries against Philadelphia. It was his fourth straight game with a rushing touchdown - the longest streak of his career.
- Rushed for a season-high 139 yards on 23 carries at the N.Y. Giants (11/4).
- Started his 50th career game and tallied 45 yards and a touchdown on 16 runs at Detroit (11/17).
- Cracked the club's top-10 all-time scrimmage yards list after rushing for 86 yards and adding 40 receiving yards at New England (11/24).
- Topped 5,000 career rushing yards - fifth Dallas Cowboy - and passed Calvin Hill (5,009) for fourth in rushing yards in team history after adding 71 yards on 12 runs on Thanksgiving Day against Buffalo (11/28).
- Hit the 1,000-yard mark for the season at Chicago (12/5) while adding two rushing scores.
- Rushed for 117 yards with a pair of scores against the LA Rams (12/15) to give him consecutive multi-rushing touchdown games. Pollard also topped 100 yards in the game, marking the first time in franchise history Dallas had multiple running backs top 100 yards in the same game two different times in a season.
- Closed out the season against Washington (12/29) with 122 yards on 18 runs with a touchdown.

2018:

- Earned his second career Pro Bowl selection after capturing the league rushing crown for the second time in his first three seasons - 11th player, fifth since the merger, and second Dallas Cowboy to win the rushing title at least twice in his first three seasons.
- Had 1,434 yards on 304 carries (4.7) and six touchdowns.
- Became the first Dallas running back since 2003 to lead the team in receptions, catching a club running back record 77 passes for 567 yards (third on the team) with three scores.
- Topped 2,000 all-purpose yards (2,001) for the first time in his career (fifth time in franchise history).
- Started the season with a rushing touchdown in each of the first two games, then rushed for his first 100-yard outing, finishing with 127 yards on 16 carries (7.9) at Seattle (9/23).
- Logged his second straight 100-yard game, rushing for 152 yards (third in his career) on 25 carries (6.1) against Detroit (9/30). Also led the team with a career-high 88 receiving yards, including a 38-yard touchdown catch and a 34-yarder to set up the game-winning field goal. His 240 scrimmage yards marked the first 200-yard game of the season in the NFL and the most in his career. He is the first Cowboys rusher, 15th NFL rusher (17th occurrence) with 150-or-more rushing yards and at least 80 receiving yards in a game.
- Totaled 151 yards (fourth in his career) and a touchdown on 19 carries (7.9) and caught six balls for 36 yards and a touchdown at Philadelphia (11/11).

- Topped 200 scrimmage yards for the second time this season - fourth in his career - with his fifth 100-yard rushing game (12/2) and a team-best 79 receiving yards on seven catches.
- Reached 1,000 yards on the season for the second time of his career, finishing with 121 yards and a touchdown on 26 runs against Washington (11/22) on Thanksgiving Day.
- Tied his single-season best with his seventh 100-yard outing, finishing with 113 yards against Philadelphia (12/9). Also caught a career-high 12 passes (tied with Emmitt Smith for a Cowboys running back record) for 79 yards to put him over 5,000 career scrimmage yards.
- Rushed for 137 yards (fifth in a Cowboys playoff game) on 26 carries (5.3) and his first postseason touchdown against Seattle (1/5/19). With his 125 yards in the 2018 Divisional Game, logged consecutive playoff games with 100 yards - the third Cowboy with back-to-back 100-yard games.

2017:

- Missed six games due to a league-mandated suspension, and finished 10th with 983 rushing yards - tops in the league with a 98.3 yard-per-game average - and tied for 11th with seven scores.
- Had a pair of touchdowns (one rush, one receiving) against the LA Rams (10/1), then topped 2,000 career rushing yards (15th Dallas Cowboy) in the game against Green Bay (10/8), rushing for 116 yards on 29 carries.
- Totaled 219 scrimmage yards (147 rushing, 72 receiving) at San Francisco (10/22) while rushing for two touchdowns and catching one.
- Rushed a career-high 33 times for 150 yards (third) with two touchdowns. His third straight 100-yard game and second straight multi-touchdown game at Washington (10/29).
- Returned to the field against Seattle (12/24) after missing six games with a suspension and rushed 24 times for 97 yards (4.0) and had four catches for 21 yards.
- Logged his 12th career 100-yard game - fifth of the season - with 103 yards in the finale at Philadelphia (12/31).

2016:

- Started all 15 games he played, missing one (coach's decision), and was tops in the NFL in rushing yards (1,631) and attempts (322), third with 15 touchdowns and third in scoring (96 points).
- Became the fifth rookie since the 1970 merger to lead the NFL in rushing, joining Earl Campbell, George Rogers, Eric Dickerson and Edgerrin James.
- Second in the NFL - third by a rookie in league history - with 1,994 total scrimmage yards.
- Earned his first career trip to the Pro Bowl, becoming the fourth club running back selected to the game. Along with Dak Prescott, the pair became the first two Dallas rookies to be selected to the game.
- Also named All-Pro first-team and the FedEx Ground Player of the Year.
- Made his NFL debut as only the fourth Cowboys rookie running back to start a season opener and rushed 20 times for 51 yards with his first career touchdown against the N.Y. Giants (9/11).
- Rushed 21 times for 83 yards (4.0) and a touchdown - the first Cowboys rookie rusher to have a rushing touchdown in each of the first two games of his rookie season.
- Had his first career 100-yard game, rushing for 140 yards on 30 carries against Chicago (9/25). Is the 10th different Cowboys rookie to rush for 100 yards, and it was the 24th time a team rookie reached the mark. His 140 yards were eighth by a rookie in team history.
- Became the fourth club rookie to log consecutive 100-yard games with 138 at San Francisco (10/2). Also became the fifth Cowboys rusher overall with back-to-back 125-yard games.
- Rushed 15 times for 134 yards (8.9) with two touchdowns, including a career-long 60-yard jaunt for a score in the win over Cincinnati (10/9). It was his first multi-touchdown game - 21st by a Dallas rookie. He is the first club rookie with three consecutive 130-yard games - third NFL rookie (Eric Dickerson, 1983 and Mike Anderson, 2000).
- Had 157 yards - fourth by a Cowboys rookie rusher - on 28 carries (5.6). It was his fourth consecutive 100-yard game - first Cowboys rookie to four straight 100-yard outings - and the first NFL rookie rusher (11th overall back) to rush for at least 130 yards in four straight games.
- Had his second multi-touchdown game of the season, with two, on 18 carries for 92 yards at Cleveland (11/16).
- Earned NFC Offensive Player of the Week, rushing for his fifth 100-yard game of the season at Pittsburgh (11/13), finishing with 114 yards and two touchdowns (his third multi-touchdown game of the season, second consecutive) on 21 carries. Both scores came in the final 2:00, making him the first player to score two touchdowns in the final 2:00 of a game since Ahmad Rashad in 1974. Had two catches for 95 yards with an 83-yard touchdown - second-longest scoring catch by a rookie in team history, fifth by a club running back. Became the first back since Gale Sayers in 1965 with a 60-plus yard touchdown run and an 80-plus yard scoring catch in a season. Topped 1,000 rushing yards, becoming only the third NFL rookie to reach the mark in his first nine games. His 209 scrimmage yards tied for fourth in club history - the sixth Dallas rookie to reach 200.
- Became the club's all-time leading rookie rusher, passing Tony Dorsett (1,007), after rushing for 97 yards on 25 carries against Baltimore (11/20).
- Had two touchdowns and 97 yards on 20 carries on Thanksgiving Day against Washington (11/24) to become the fourth rookie in club history to reach 10 touchdowns - first since Emmitt Smith (1990). He is the eighth different running back to reach 10, marking the 17th time in club history a back had 10-plus rushing scores. Also passed Smith for rush attempts by a rookie.
- In the Thursday night win at Minnesota (12/1), rushed 20 times for 86 yards and a touchdown and caught four passes for 19 yards. Led all rushers in the game among both teams for the 11th straight game and tied Dorsett and Herschel Walker for the most rushing touchdowns by a rookie (12).
- Had a season-best 159 yards (fourth among rookies in team history) on 23 carries (6.9) with one touchdown against Tampa Bay (12/18). Became the second Cowboys rookie (Julius Jones) to post two 150-plus rushing yard games. It was his seventh 100-yard outing of the season and his 11th 100 scrimmage yard game - tied for third among NFL rookies. Became the club's all-time leading rookie scorer (13 rushing touchdowns).
- Against Detroit (12/26) rushed 12 times for 80 yards (6.7) with two touchdowns, his club rookie record (tied for second by an NFL rookie) fifth multi-touchdown game of the season. Had a 55-yard rushing score - his second of 50-plus this season - to join Tyreek Hill as the only two players with multiple 50-plus yard touchdown runs on the season. Also edged Herschel Walker (14) for the most combined touchdowns by a Dallas rookie (16).
- In the Divisional Playoff Game against Green Bay (1/15/17), became the fourth Cowboys rookie running back to start a postseason game and rushed 22 times (second by a rookie in Cowboys history) for 125 yards (third by a rookie in team history and ninth in NFL history).

COLLEGE:

- Started all 13 games he played as a junior and was the Big Ten Offensive Player and Running Back of the Year while earning first-team All-Big Ten honors, finishing eighth in Heisman Trophy voting and earning the *Chicago Tribune* Silver Football Award as the Big Ten MVP.
- Led the conference (sixth in the nation) with 140.1 rushing yards-per-game and led the Big Ten with 156.9 all-purpose yards-per-game, posting 2,040 total yards.
- As a sophomore was an All-Big Ten honorable mention, rushing for 1,878 yards and 18 touchdowns en route to the College Football Playoff National Championship.
- His 1,878 yards were second in school history behind Eddie George's 1,927 in 1995.
- Played in 11 games as a true freshman behind Carlos Hyde and rushed for 262 yards and two touchdowns on 30 carries (8.7 avg.). Also caught three passes for 23 yards and his lone career receiving touchdown.

PERSONAL:

- Consensus four-star prospect, one of the top-100 national prospects and the *St. Louis Post-Dispatch* Offensive Player of the Year as a senior out of John Burroughs High School in St. Louis, Mo.
- Rushed for 2,155 yards with 40 touchdowns and totaled 3,061 all-purpose yards and 50 touchdowns for the 13-1 Class 3 state runner-up as a senior.
- Won four state championships in a 2.5-hour span as part of the Burroughs track & field team, winning the 100-meter dash, 200, 110 high hurdles and the 300 hurdles.
- Majored in marketing at OSU.

COMMUNITY:

- 2016-17 First Round Draft Picks Round Table at Draft Party.
- 2016 Rookie Club.
- 2016-19 Dallas Cowboys U High School Camp.
- 2016-19 NFL My Cause My Cleats Campaign - SPCA of Texas.
- 2017-19 Reliant Home Run Derby benefiting the Salvation Army.
- 2017-19 Dirk Nowitzki Heroes Celebrity Baseball Game (2019 MVP).
- 2019-20 Early Thanksgiving Day Meal at The Salvation Army.
- 2019 Paid for funeral of deceased teen football player.
- 2019 Thanksgiving PSA for Salvation Army.
- Annual Team Holiday Hospital Visits.
- Kickoff Luncheon and Dallas Cowboys Family Cookbook benefiting Happy Hill Farm.
- Make-A-Wish Foundation of North Texas.
- Salvation Army Angel Tree Christmas Program.

ELLIOTT'S COWBOYS TOTALS

Year Team	GP-GS	RUSHING					RECEIVING				
		No	Yds	Avg	Long	TD	No	Yds	Avg	Long	TD
2016 Dallas	15-15	322	1,631	5.1	60t	15	32	363	11.3	83t	1
2017 Dallas	10-10	242	983	4.1	30	7	26	269	10.3	72t	2
2018 Dallas	15-15	304	1,434	4.7	41	6	77	567	7.4	38t	3
2019 Dallas	16-16	301	1,357	4.5	33t	12	54	420	7.8	27	2
Totals	56-56	1,169	5,405	4.6	60t	40	189	1,619	8.6	83t	8
Playoffs											
2016 Dallas	1-1	22	125	5.7	22	0	1	-2	-2.0	-2	0
2018 Dallas	2-2	46	184	4.0	44	2	6	51	8.5	12	0
Totals	3-3	68	309	4.5	44	2	7	49	7.0	12	0

SINGLE-GAME HIGHS**Carries** – 33 at Washington, 10/29/17*Playoffs* – 26 vs. Seattle, 1/5/19**Rushing Yards** – 159 vs. Tampa Bay, 12/18/16*Playoffs* – 137 vs. Seattle, 1/5/19**Rushing Average** – 8.9 vs. Cincinnati, 10/9/16*Playoffs* – 5.7 vs. Green Bay, 1/15/17**Long Rush** – 60t vs. Cincinnati, 10/9/16*Playoffs* – 44 vs. Seattle, 1/5/19**Rushing Touchdowns** – 2, seven times, last at Washington, 10/29/17*Playoffs* – 1 two times, last at LA Rams, 1/12/19**Receptions** – 12 vs. Philadelphia, 12/9/18*Playoffs* – 4 vs. Seattle, 1/5/19**Receiving Yards** – 95 at Pittsburgh, 11/13/16*Playoffs* – 32 vs. Seattle, 1/5/19**Long Reception** – 83t at Pittsburgh, 11/13/16*Playoffs* – 12 at LA Rams, 1/12/19**ELLIOTT'S 100-YARD RUSHING GAMES****(22 total - 20 regular; 2 post)**

159 vs. Tampa Bay, 12/18/16 (23 att.)	116 vs. Green Bay, 10/8/17 (29 att.)
157 at Green Bay, 10/16/16 (28 att.)	114 at Pittsburgh, 11/13/16 (21 att.)
152 vs. Detroit, 9/30/18 (25 att.)	113 vs. Philadelphia, 12/9/18 (28 att.)
151 at Philadelphia, 11/11/18 (19 att.)	111 at Washington, 9/15/19 (23 att.)
150 at Washington, 10/29/17 (33 att.)	107 at N.Y. Giants, 12/11/16 (24 att.)
147 at San Francisco, 10/22/17 (26 att.)	106 vs. Jacksonville, 10/14/18 (24 att.)
140 vs. Chicago, 9/25/16 (30 att.)	104 vs. N.Y. Giants, 9/10/17 (24 att.)
138 at San Francisco, 10/2/16 (23 att.)	103 at Philadelphia, 12/31/17 (27 att.)
134 vs. Cincinnati, 10/9/16 (15 att.)	
127 at Seattle, 9/23/18 (16 att.)	
121 vs. Washington, 11/22/18 (26 att.)	Playoffs (2)
122 at Atlanta, 11/18/18 (23 att.)	137 vs. Seattle, 1/5/19 (26 att.)
	125 vs. Green Bay, 1/15/17 (22 att.)

ELLIOTT'S CAREER GAME-BY-GAME
RUSHING

Game	2016 (Dallas)				
	No	Yds	Avg	Long	TD
L-NYG 9/11	20	51	2.6	8t	1
W-@ Was 9/18	21	83	4.0	21	1
W-Chi 9/25	30	140	4.7	21	0
W-@ SF 10/2	23	138	6.0	26	1
W-Cin 10/9	15	134	8.9	60t	2
W-@ GB 10/16	28	157	5.6	29	0
W-Phi 10/30	22	96	4.4	16	0
W-@ Cle 11/6	18	92	5.1	15	2
W-@ Pit 11/13	21	114	5.4	32t	2
W-Bal 11/20	25	97	3.9	14	0
W-Was 11/24	20	97	4.9	21	2
W-@ Min 12/1	20	86	4.3	30	1
L-@ NYG 12/11	24	107	4.5	15	0
W-TB 12/18	23	159	6.9	42	1
W-Det 12/26	12	80	6.7	55t	2
L-@ Phi 1/1/17	DID NOT PLAY				
Totals	322	1,631	5.1	60t	15

Playoffs

L-GB 1/15/17	22	125	5.7	22	0
--------------	----	-----	-----	----	---

Game	2017 (Dallas)				
	No	Yds	Avg	Long	TD
L-NYG 9/10	24	104	4.3	10	0
L-@ Den 9/17	9	8	0.9	5	0
W-@ Ari 9/25	22	80	3.6	30	1
L-LAR 10/1	21	85	4.0	16	1
L-GB 10/8	29	116	4.0	25	0
W-@ SF 10/22	26	147	5.7	25t	2
W-@ Was 10/29	33	150	4.5	14	2
W-KC 11/5	27	93	3.4	11	1
L-@ Atl 11/12	RESERVE/SUSPENDED				
L-PHI 11/19	RESERVE/SUSPENDED				
L-LAC 11/23	RESERVE/SUSPENDED				
W-WAS 11/30	RESERVE/SUSPENDED				
W-@ NYG 12/10	RESERVE/SUSPENDED				
W-@ Oak 12/17	RESERVE/SUSPENDED				
L-SEA 12/24	24	97	4.0	9	0
W-@ Phi 12/31	27	103	3.8	25	0
Totals	242	983	4.1	30	7

Game	2018 (Dallas)				
	No	Yds	Avg	Long	TD
L-@ Car 9/9	15	69	4.6	17	1
W-NYG 9/16	17	78	4.6	19	1
L-@ Sea 9/23	16	127	7.9	26	0
W-Det 9/30	25	152	6.1	41	0
L-@ Hou 10/7	20	54	2.7	14	0
W-Jac 10/14	24	106	4.4	21	1
L-@ Was 10/21	15	33	2.3	6	0
L-Ten 11/5	17	61	3.6	17	0
W-@ Phi 11/11	19	151	7.9	35	1
W-@ Atl 11/18	23	122	5.3	23t	1
W-Was 11/22	26	121	4.7	16t	1
W-NO 11/29	23	75	3.3	21	0
W-Phi 12/9	28	113	4.0	20	0
L-@ Ind 12/16	18	87	4.8	24	0
W-TB 12/23	18	85	4.7	17	0
W-@ NYG 12/30	INACTIVE				
Totals	304	1,434	4.7	41	6

Playoffs

W-Sea 1/5/19	26	137	5.3	44	1
L-@ LAR 1/12/19	20	47	2.4	15	1

Totals	46	184	4.0	44	2
---------------	-----------	------------	------------	-----------	----------

Game	2019 (Dallas)				
	No	Yds	Avg	Long	TD
W-NYG 9/8	13	53	4.1	10t	1
W-@ Was 9/15	23	111	4.8	27	1
W-Mia 9/22	19	125	6.6	18	0
L-@ NO 9/29	18	35	1.9	6	1
L-GB 10/6	12	62	5.2	14	1
L-@ NYJ 10/13	28	105	3.8	13	1
W-Phi 10/20	22	111	5.0	16	1
W-@ NYG 11/4	23	139	6.0	19	0
L-Min 11/10	20	47	2.4	6	0
W-@ Det 11/17	16	45	2.8	8	1
L-@ NE 11/24	21	86	4.1	12	0
L-Buf 11/28	12	71	5.9	30	0
L-@ Chi 12/5	19	81	4.3	31	2
W-LAR 12/15	24	117	4.9	15	2
L-@ Phi 12/22	13	47	3.6	10	0
W-Was 12/29	18	122	6.8	33t	1
Totals	301	1,357	4.5	33t	12

CAM ERVING

75 • Tackle

6-5 • 305 • 8/23/92

Florida State • FA-'20

NFL: 6th Year • Cowboys: 1st Year

Games/Starts: 2019-13/8-KC; Career-69/42

Postseason: 2019-1/0-KC; Career-3/2



PRO: The Dallas Cowboys shored up their offensive line depth with the addition of Cam Erving during the 2020 offseason. Erving, a former first round pick (19th overall) by the Cleveland Browns in the 2015 NFL Draft, is a capable swing tackle who has also played guard and center in 42 starts in 69 career games played during his five-year career for the Browns (2015-16) and Kansas City Chiefs (2017-19).

TRANSACTION SUMMARY:

- 3/25/20:** Signed a one-year contract with Dallas through 2020.
- 8/30/17:** Traded to Kansas City for a 2018 conditional fifth round draft pick.
- 4/30/15:** Drafted in the first round (19th overall) by Cleveland.

2019 (Kansas City):

- Saw time in 13 games with eight starts - all at left tackle.
- Also saw action as a backup offensive lineman in the postseason, playing in Super Bowl LIV.
- Blocked for an offense that was sixth in total offense (379.2 yards-per-game) - fifth in passing (281.1) - while allowing only 25.0 sacks to Chiefs quarterbacks, tied for the third-fewest in the NFL (fewest in the AFC).

2018 (Kansas City):

- Started 13-of-14 games played at left guard.
- Blocked for the NFL's top ranked offense that averaged 425.6 yards-per-game.
- Also part of an offensive line that allowed the fifth-fewest sacks (26.0) of its quarterbacks, fourth in the AFC.

2017 (Cleveland/Kansas City):

- Spent the preseason with Cleveland but was traded on Aug. 30 to Kansas City for a 2018 conditional fifth round pick.
- Played in 13 games with four starts - three at right guard and one at left tackle.
- Made his Chiefs debut against Philadelphia (9/17).
- Notched his first start as a Chief at right guard at Houston (10/8).
- Started at left tackle at the N.Y. Giants (11/19).

2016 (Cleveland):

- Started all 13 games played - 12 at center and one at right tackle.
- Helped the Browns finish second in the NFL with a 4.89 rushing average, the highest by Cleveland since 1966.
- Started at right tackle for the first time in his career at Pittsburgh (1/1/17) and helped the team rush for 231 yards, the fourth-most by a Browns team since 1999.

2015 (Cleveland):

- Played in all 16 games with four starts - two at left guard and two at right guard.
- Made his NFL debut in the season opener as a reserve offensive lineman at the N.Y. Jets (9/13).
- Notched his first career start at left guard at Pittsburgh (11/15).
- Started at right guard at Kansas City (12/27) and helped the Browns rush for season-high 232 yards.

COLLEGE:

- Played in 55 games at Florida State, making 42 consecutive starts, including every one of Florida State's 29-game winning streak that stretched over the course of the 2013 and 2014 seasons.
- Two-time winner of the Jacobs Blocking Trophy given to the ACC's top blocker.
- Started his career as a defensive lineman before moving to left tackle, earning All-America honors in 2013.
- Moved to center during the 2014 season, earning all-conference honors at two offensive line positions.
- Helped Florida State set a school record with 42 rushing touchdowns, a national record 723 points and school and conference records in single-season total offense (7,267), points-per-game (51.6), yards-per-play (7.67), total touchdowns (94) and passing touchdowns (42).

PERSONAL:

- Amassed 98 tackles as a defensive tackle during his senior year at Colquitt County High School in Moultrie, Ga.
- Originally recruited to Florida State as a defensive tackle.
- Also played basketball and threw shot put and discus in high school.
- Graduated from Florida State with a degree in social science.

ERVING'S CAREER TOTALS

GAMES/STARTS (regular season, playoffs): 2015 (16/4-Cle, 0/0); 2016 (13/13-Cle, 0/0); 2017 (13/4-KC, 0/0); 2018 (14/13-KC, 2/2); 2019 (13/8-KC, 1/0). **Totals: (69/42, 3/2).**

MICHAEL GALLUP**13 • Wide Receiver**

6-1 • 205 • 3/4/96

Colorado State • D3-'18 (81st overall)

NFL: 3rd Year • Cowboys: 3rd Year

Games/Starts: 2019-14/12; Career-30/20

Postseason: 2019-0/0; Career-2/1



PRO: The Dallas Cowboys added an explosive, big-play threat in the passing game with their selection of wide receiver Michael Gallup in the third round (81st overall) of the 2018 NFL Draft. As a rookie, Gallup played in all 16 games, earning starts in eight, and was fourth in receptions (33) and receiving yards (507) with two touchdowns. In his second pro season, Gallup showed his development into a reliable target as he was second on the team in all receiving categories, catching 66 passes for 1,107 yards and six touchdowns. Gallup was also part of an offensive arsenal that gave Dallas its first ever 4,000-yard passer, 1,000-yard rusher and 1,000-yard receiver as he teamed with Amari Cooper to give the Cowboys two 1,000-yard receivers. That duo provided Dallas with the seventh tandem in franchise history with 1,000 receiving yards each.

TRANSACTION SUMMARY:

4/27/18: Drafted in the third round (81st overall) by Dallas.

2019:

- Started 12 of the 14 games he played and was second on the team in receptions (66), receiving yards (1,107) and touchdowns (six).
- Teamed with Cooper to give the Cowboys two 1,000-yard pass catchers in a season for only the seventh time in franchise history and the first since the 2012 season (Dez Bryant 1,382; Jason Witten 1,039).

- Part of the first group in team history to boast a 4,000-yard passer (Dak Prescott), a 1,000-yard rusher (Ezekiel Elliott) and a 1,000-yard receiver (in addition to Cooper) in a single season.
- Had a career-high 158 yards - first career 100-yard game - on seven catches with a career-long 62-yard grab in the season-opening win over the N.Y. Giants (9/8).
- Suffered a knee injury at Washington (9/15) that forced him from the next two games, but returned against Green Bay (10/6) to log 113 yards and a touchdown on seven catches. Combined with Cooper (226 yards) and Prescott (463 yards) to mark the fifth instance - first since against Denver (10/6/13) - that Dallas boasted a 400-yard passer and two 100-yard receivers.
- Had his third 100-yard performance with 148 yards on a career-high nine catches at Detroit (11/17), then hit 100 again, finishing at Chicago (12/5) with 109 yards.
- Topped 1,000 yards on the season with 98 yards on five catches at Philadelphia (12/22).
- Caught three touchdown passes in the finale against Washington (12/29) to become the 15th Cowboys pass catcher with at least three receiving touchdowns in a game.

2018:

- Played in all 16 games, starting eight, and was fourth on the team with 33 catches and 507 yards to go with a pair of scores.
- Made his NFL debut in the opener at Carolina (9/9) and caught a pass for nine yards.
- Made the first start of his career in the win over Jacksonville (10/14) and caught one pass for 27 yards.
- Had his first career score on a season-long 49-yard toss and finished with three catches for a season-best 81 yards at Washington (10/21).
- Led the team with 76 yards on five catches in the win against New Orleans (11/29).
- Caught two passes for 18 yards with an 11-yard touchdown in his postseason debut against Seattle (1/5/19).
- Had his first postseason start and logged the first 100-yard game of his career, finishing at the LA Rams (1/12/19) with 119 yards on a team-high tying six catches. He was the first Cowboys rookie with a 100-yard receiving game in the playoffs, and his six catches were the most in the postseason by a Dallas rookie.

COLLEGE:

- Was one-of-three finalists for the prestigious Biletnikoff Award, given annually to the nation's most outstanding receiver, and named just the fourth consensus All-American in school history after starting all 13 games and recording a school-record 100 catches for 1,413 yards and seven touchdowns as a senior.
- As a junior, named first-team All-Mountain West, playing in all 13 games and starting 11, recording 76 catches for 1,272 yards and 14 touchdowns.
- Had nine catches for 74 yards and one touchdown in four games for Butler County CC in 2015, while limited by an ankle injury as a sophomore.
- Totaled 780 receiving yards and 11 touchdowns as a freshman at Butler County CC in 2014.

PERSONAL:

- Earned 16 total varsity letters, including four each in football, baseball, basketball and track & field at Monroe, Ga., High School.
- Majored in liberal arts at Colorado State.

COMMUNITY:

- 2018 Rookie Club presented by Essilor USA.
- 2018-19 Dallas Cowboys U High School Camp.
- 2019 Visit to local foster home.
- 2019 Dallas Cowboys Draft Day/Fan Appreciation Party.
- 2019 Dirk Nowitzki Heroes Celebrity Baseball Game.
- 2019 NFL My Cause My Cleats Campaign.
- Annual Team Holiday Hospital Visits.
- Kick Off Luncheon and Dallas Cowboys Family Cookbook benefiting Happy Hill Farm.
- Make-A-Wish Foundation of North Texas.
- Salvation Army Angel Tree Christmas Program.

GALLUP'S COWBOYS TOTALS

Year Team	GP-GS	RECEIVING					RUSHING				
		No	Yds	Avg	Long	TD	No	Yds	Avg	Long	TD
2018 Dallas	16-8	33	507	15.4	49t	2	0	0	0.0	0	0
2019 Dallas	14-12	66	1,107	16.8	62	6	0	0	0.0	0	0
Totals	30-20	99	1,614	16.3	62	8	0	0	0.0	0	0
Playoffs											
2018 Dallas	2-1	8	137	17.1	44	1	0	0	0.0	0	0

SINGLE-GAME HIGHS

- Receptions** – 9 at Detroit, 11/17/19
Playoffs – 6 at LA Rams, 1/12/19
- Receiving Yards** – 158 vs. N.Y. Giants, 9/8/19
Playoffs – 119 at LA Rams, 1/12/19
- Touchdowns** – 3 vs. Washington, 12/29/19
Playoffs – 1 vs. Seattle, 1/15/19

GALLUP'S CAREER GAME-BY-GAME
RECEIVING

Game	2018 (Dallas)					Game	2019 (Dallas)				
	No	Yds	Avg	Long	TD		No	Yds	Avg	Long	TD
L-@ Car 9/9.....	1	9	9.0	9	0	W-NYG 9/8.....	7	158	22.6	62t	0
W-NYG 9/16.....	1	5	5.0	5	0	W-@ Was 9/15.....	6	68	11.3	16	0
L-@ Sea 9/23.....	1	17	17.0	17	0	W-Mia 9/22.....	INACTIVE/INJURED-Knee				
W-Det 9/30.....	2	45	22.5	37	0	L-@ NO 9/29.....	INACTIVE/INJURED-Knee				
L-@ Hou 10/7.....	1	6	6.0	6	0	L-GB 10/6.....	7	113	16.1	40t	1
W-Jac 10/14.....	1	27	27.0	27	0	L-@ NYJ 10/13.....	4	48	12.0	17	0
L-@ Was 10/21.....	3	81	27.0	49t	1	W-Phi 10/20.....	3	34	11.3	14	0
L-Ten 11/5.....	3	51	17.0	21	0	W-@ NYG 11/4.....	2	33	16.5	18	1
W-@ Phi 11/11.....	2	34	17.0	25	0	L-Min 11/10.....	4	76	19.0	25	1
W-@ Atl 11/18.....	1	10	10.0	10	0	W-@ Det 11/17.....	9	148	16.4	41	0
W-Was 11/22.....	2	19	9.5	12	0	L-@ NE 11/24.....	4	55	13.8	22	0
W-NO 11/29.....	5	76	15.2	40	0	L-Buf 11/28.....	3	63	21.0	35	0
W-Phi 12/9.....	4	24	6.0	10	0	L-@ Chi 12/5.....	6	109	18.5	24	0
L-@ Ind 12/16.....						W-LAR 12/15.....	1	6	6.0	6	0
W-TB 12/23.....	3	53	17.7	31	1	L-@ Phi 12/22.....	5	98	19.6	41	0
W-@ NYG 12/30.....	3	50	16.7	24	0	W-Was 12/29.....	5	98	19.6	45t	3
Totals	33	507	15.4	49t	2	Totals	66	1,107	16.8	62	6
Playoffs											
W-Sea 1/5/19.....	2	18	9.0	11t	1						
L-@ LAR 1/12/19..	6	119	19.8	44	0						
Totals	8	137	17.1	44	1						

LUKE GIFFORD

57 • Linebacker

6-3 • 245 • 8/28/95
 Nebraska • UDFA-'19
 NFL: 2nd Year • Cowboys: 2nd Year
 Games/Starts: 2019-6/0; Career-6/0
 Postseason: 2019-0/0, Career-0/0



PRO: Luke Gifford signed with the Dallas Cowboys as a rookie free agent following the 2019 NFL Draft and impressed coaches enough through his work in the preseason to earn a spot on the 53-man roster - one-of-two (Brandon Knight) rookie free agents to make the team right out of training camp. Gifford fought through an ankle injury early in the season before seeing action in six games - mainly on special teams - but suffered a fractured arm that ended his rookie season on Dec. 17.

TRANSACTION SUMMARY:

12/17/19: Placed on Reserve/Injured with an arm injury.
5/10/19: Signed with Dallas as an undrafted free agent.

2019:

- Signed with Dallas as a rookie free agent following the NFL Draft but suffered an ankle injury that kept him from playing the first month of the season.
- Tied for fourth on the team with six special teams tackles in six games played.
- Made his NFL debut on special teams at the N.Y. Jets (10/13), then recorded his first career stats - three special teams tackles - at the N.Y. Giants (11/4).
- Played in four other games before fracturing his arm against the LA Rams (12/15) and landing on Reserve/Injured.

COLLEGE:

- Started all 12 games as a senior in 2018 while serving as a team captain for the Cornhuskers. Set career-highs in tackles (62), sacks (5.5), tackles for loss (13), interceptions (two) and added a forced fumble. His 5.5 sacks were the most by a Nebraska linebacker since 2005.
- In 2017 as a junior, started seven games before being sidelined due to injury. Recorded his first career start, sack, pass breakup, and interception during these seven appearances.
- Saw limited action as a sophomore at reserve linebacker in 2016, recording an assisted tackle.
- Appeared in six games during his redshirt freshman season, posting seven tackles, including a tackle for loss, before a hip injury kept him out the remainder of the season.

PERSONAL:

- Attended Southeast High School in Lincoln, Neb., playing linebacker while also seeing action on offense.
- As a senior, passed for 970 yards and five touchdowns, while rushing for an additional 742 yards and eight touchdowns, leading Southeast to the Class A state title.

- Caught seven passes for 125 yards, while also serving as linebacker and earning first-team Super State honors.
- Was a multi-sport athlete, competing on the Southeast basketball team.
- Earned his degree in business management from Nebraska.

COMMUNITY:

- 2019 Rookie Club presented by Essilor USA.
- 2019 Reliant Home Run Derby benefiting the Salvation Army.
- 2019 Dallas Cowboys U High School Camp.
- 2019 Early Thanksgiving Day Meal at The Salvation Army.
- Annual Team Holiday Hospital Visits.
- Kick Off Luncheon and Dallas Cowboys Family Cookbook benefiting Happy Hill Farm.
- Make-A-Wish Foundation of North Texas.
- Salvation Army Angel Tree Christmas Program.

GIFFORD'S COWBOYS TOTALS


Year Team	GP-GS	DEFENSE								INTERCEPTIONS				FUMBLES REC						
		ST	AT	TT	Sks-Yds	Tkl/LS	QB	Prs	PBU	FF	No	Yds	Avg	Lg	TD	No	Yds	Avg	Lg	TD
2019 Dallas	6-0	0	0	0	0.0(0)	0(0)	0	0	0	0	0	0	0	0	0	0	0	0.0	0	0

ADDITIONAL STATISTICS
 Special Teams Tackles - 2019 (4-2-6).

C.J. GOODWIN

29 • Cornerback

6-3 • 187 • 2/4/90
 California (PA) • PS(Cin)-18
 NFL: 5th Year • Cowboys: 3rd Year
 Games/Starts: 2019-16/0; Career-47/1
 Postseason: 2019-0/0; Career-5/0



PRO: The Dallas Cowboys acquired C.J. Goodwin off the Cincinnati Bengals practice squad following Week 5 of the 2018 season to add depth to a banged up Cowboys secondary. He played in two games before a broken arm sidelined him for eight games. He returned for the finale and played in both playoff games for Dallas. Goodwin signed with Cincinnati prior to the start of the 2018 season after spending the offseason with both the San Francisco 49ers and New York Giants. In 2017 Goodwin played in 12 games as a member of the Atlanta Falcons before being released and signing with the Arizona Cardinals late in the season. Goodwin played in 14 games in 2016 for the Falcons where he made his first career start against San Francisco and was on the Atlanta practice squad in 2015. Goodwin signed as an undrafted free agent with the Pittsburgh Steelers in 2014 and was a member of the practice squad. Goodwin played in all 16 games for the first time in his career in 2019 and emerged as a key special teams coverage man for Dallas, leading the team with 10 special teams stops.

TRANSACTION SUMMARY:

- 3/30/20:** Signed a one-year contract with Dallas through 2020.
- 12/19/18:** Returned to practice and activated (12/29).
- 10/10/18:** Signed to Dallas' active roster and placed on Reserve/Injured with an arm injury (10/26).
- 8/4/18:** Signed with Cincinnati, waived (9/1) and signed to Cincinnati's practice squad (9/2).
- 5/14/18:** Waived and claimed by San Francisco (5/15).
- 4/3/18:** Signed a one-year contract with Arizona, waived (5/1) and claimed by the N.Y. Giants (5/2).
- 12/14/17:** Waived by Atlanta and claimed by Arizona (12/15).
- 1/5/16:** Signed as a future with Atlanta.
- 1/5/15:** Signed as a future with Pittsburgh, waived (8/31) and signed to Atlanta's practice squad (11/3).
- 8/26/14:** Waived and signed to Pittsburgh's practice squad (8/31).
- 6/4/14:** Signed with Pittsburgh as an undrafted free agent.

2019:

- Played in all 16 games for the first time in his career and paced the team with a career-best 10 special teams stops. Also saw limited time as a reserve defensive back and tallied two tackles.
- Saw time on defense at Chicago (12/5) and logged a tackle along with a season-high three special teams stops.

2018 (Arizona/N.Y. Giants/San Francisco/Cincinnati/Dallas):

- Signed a one-year deal with Arizona in April but was released before the summer.
- Spent time through the offseason with the N.Y. Giants and San Francisco before being added to the Cincinnati practice squad for Week 1.
- Signed by Dallas off Cincinnati's practice squad Oct. 10 and made his Cowboys debut on special teams against Jacksonville (10/14).
- Made a tackle on punt coverage at Washington (10/21) but broke his arm on the play, landing on Reserve/Injured.

- Returned to practice Dec. 19 and activated Dec. 29 to play in the season finale and both playoff games - all on special teams.

2017 (Atlanta/Arizona):

- Returned to the Falcons to play in 12 games, and logged five tackles for Atlanta before being released in early December.
- Signed with Arizona (12/15) and played in the final two games of the season, making his Cardinals debut against the N.Y. Giants (12/24).

2016 (Atlanta):

- After signing with Atlanta, played in 14 games with one start, and logged seven tackles.
- Made his NFL debut in Week 1 against Tampa Bay (9/11) and made his first career start against San Francisco (12/16).
- Had two tackles and a special teams stop in Super Bowl LI against New England (2/5/17).

2015 (Pittsburgh/Atlanta):

- Signed a Reserve/Future contract prior to the 2015 season with Pittsburgh, but was released following training camp.
- Signed to Atlanta's practice squad for the remainder of the 2015 season.

2014 (Pittsburgh):

- Signed as an undrafted free agent and spent all of 2014 on the Pittsburgh practice squad.

COLLEGE:

- Played wide receiver during his lone season at California University of Pennsylvania and appeared in 11 games with one start, catching 11 passes for 126 yards and a touchdown.
- Was at Fairmont State for one year and led the team with 18.3 yards-per-catch with four touchdowns as a junior.
- Began his collegiate career playing basketball at Bethany College for two years before transferring to Fairmont State.

PERSONAL:

- Did not play football until his senior year at The Linsly School in Wheeling, W.V.
- Has a daughter, Caidyn and a son, Cason.
- Earned his degree in business management from California (Pa.).

COMMUNITY:

- 2019 Dallas Cowboys Draft Day/Fan Appreciation Party.
- 2019 Cowboys U High School Camp.
- 2019 NFL My Cause My Cleats Campaign.
- 2019 Salvation Army relief for Dallas tornado.
- Annual Team Holiday Hospital Visits.
- Make-A-Wish Foundation of North Texas.
- Salvation Army Angel Tree Christmas Program.

GOODWIN'S NFL TOTALS

Year Team	GP-GS	DEFENSE										INTERCEPTIONS					FUMBLES REC				
		ST	AT	TT	Sks-Yds	Tkl/Ls	QB	Prs	PBU	FF	No	Yds	Avg	Lg	TD	No	Yds	Avg	Lg	TD	
2014 Pittsburgh.....	0-0				PRACTICE SQUAD										PRACTICE SQUAD						
2015 Atlanta.....	0-0				PRACTICE SQUAD										PRACTICE SQUAD						
2016 Atlanta.....	14-1	6	1	-	7	0.0(0)	0(0)	0	2	0	0	0	0	0	0	0	0.0	0	0	0	0
2017 Atlanta.....	12-0	5	0	-	5	0.0(0)	0(0)	0	0	0	0	0	0	0	0	0	0.0	0	0	0	0
Arizona.....	2-0	0	0	-	0	0.0(0)	0(0)	0	0	0	0	0	0	0	0	0	0.0	0	0	0	0
2018 Dallas.....	3-0	0	0	-	0	0.0(0)	0(0)	0	0	0	0	0	0	0	0	0	0.0	0	0	0	0
2019 Dallas.....	16-0	2	0	-	2	0.0(0)	0(0)	0	0	0	0	0	0	0	0	0	0.0	0	0	0	0
Totals	47-1	13	1	-	14	0.0(0)	0(0)	0	2	0	0	0	0	0	0	0	0.0	0	0	0	0
Playoffs																					
2016 Atlanta.....	3-0	3	0	-	3	0.0(0)	0(0)	0	1	0	0	0	0	0	0	0	0.0	0	0	0	0
2018 Dallas.....	2-0	0	0	-	0	0.0(0)	0(0)	0	0	0	0	0	0	0	0	0	0.0	0	0	0	0
Totals	5-0	3	0	-	3	0.0(0)	0(0)	0	1	0	0	0	0	0	0	0	0.0	0	0	0	0

ADDITIONAL STATISTICS

Special Teams Tackles - 2016 (8-2-10), 2017 (Atl: 2-1-3; Ari:1-0, 3-1-4), 2018 (1-0-1), 2019 (7-3-10). **Total: 19-6-25.**

Playoffs - 2016 (1-1-2-Atl), 2018 (1-0-1). **Total: 2-1-3.**

SINGLE-GAME HIGHS

Tackles - 4 vs. Tampa Bay, 11/26/17

Special Teams Tackles - 3 at Chicago, 12/5/19

JUSTIN HAMILTON

79 • Defensive Tackle

6-2 • 315 • 7/27/93

Louisiana • FA-'20

NFL: 3rd Year • Cowboys: 1st Year

Games/Starts: 2019-0/0; Career-8/1

Postseason: 2019-0/0; Career-3/0



STAFF

JUSTIN
HAMILTON

2019 SEASON

RECORDS

PLAYOFF
RECORDS

HISTORY

SIDELINES

PRO: The Dallas Cowboys added Justin Hamilton in January of 2020 to give the third-year pro a shot at making the roster, after spending one week with Dallas in 2019. Hamilton cut his teeth on practice squads with Green Bay, Seattle and Philadelphia, earning some playing time in 2017 with Philadelphia and Kansas City and in 2018 with Kansas City. He has played in eight career games with one start and in three postseason games.

TRANSACTION SUMMARY:

- 1/22/20:** Signed with Dallas.
- 10/16/19:** Signed with Dallas and released (10/25).
- 8/31/19:** Waived by Kansas City.
- 4/15/19:** Signed a one-year contract with Kansas City as an exclusive rights free agent through 2019.
- 11/3/17:** Signed to Philadelphia's practice squad and signed to Kansas City's active roster (12/8).
- 9/18/17:** Signed to Philadelphia's practice squad, activated (9/30), and released (11/1).
- 1/23/17:** Signed with Philadelphia, waived (9/2), signed to Philadelphia's practice squad (9/3) and released (9/16).
- 9/13/16:** Released by Seattle and re-signed to Seattle's practice squad (10/18).
- 1/18/16:** Signed as a future with Seattle, released (9/4) and signed to Seattle's practice squad (9/6).
- 11/17/15:** Signed to Seattle's practice squad, released and re-signed multiple times through 12/30.
- 10/26/15:** Signed to Green Bay's practice squad and released (11/10).
- 5/4/15:** Signed with Buffalo as an undrafted free agent and waived (8/31).

2019 (Kansas City/Dallas):

- After re-signing with the Chiefs as an exclusive rights free agent, released at the end of camp and was out of football until signing with Dallas (10/16).
- Was inactive for the game against Philadelphia (10/20), then released (10/25) and out of football for the season.

2018 (Kansas City):

- Was inactive the first 12 games of the season, then played in four games for Kansas city but did not record any stats.
- Played in two postseason contests, logging one tackle in the AFC Championship Game against New England (1/20/19).

2017 (Philadelphia/Kansas City):

- Signed with Philadelphia (1/23), released at the end of camp, signed to the practice squad (9/3) and released (9/16).
- Re-signed to Philadelphia's practice squad (9/18), activated (9/30) and released (11/1).
- Played in three games as a reserve with Philadelphia and logged two tackles, a half sack and a hurry.
- Made his NFL debut at the LA Chargers (10/1).
- Signed with Kansas City after his release from Philadelphia and played in one game, making his first career start, at Denver (12/31) where he logged one tackle.
- Made his postseason debut against Tennessee (1/6/18) and had one tackle.

2016 (Seattle):

- Signed as a future with Seattle, released at the end of camp and immediately signed to Seattle's practice squad.
- Released by Seattle (9/13) and re-signed to the practice squad (10/18) where he spent the remainder of the season.

2015 (Buffalo/Green Bay/Seattle):

- Signed with Buffalo as an undrafted free agent but was released at the end of camp.
- Signed to Green Bay's practice squad (10/26) but was released Nov. 10.
- Earned a spot on Seattle's practice squad where he was released and re-signed multiple times through the remainder of the season.

COLLEGE:

- Three-year starter at Louisiana-Lafayette, totaling 102 tackles, 14.0 sacks and four forced fumbles in 51 games.
- As a senior in 2014, had a career-high in sacks (5.0) and tackles for loss (10) while adding 27 tackles and a fumble recovery in 13 games.
- Notched a career-best 38 tackles in 13 games as a junior in 2013. Added nine tackles for loss, 4.0 sacks, a forced fumble and one recovery.
- As a sophomore in 2012, tallied 29 tackles, eight for losses, 3.0 sacks and a career-best three forced fumbles in 12 games.

PERSONAL:

- Started on the offensive and defensive lines at Natchez, Miss., High School, and earned first-team all-state as a senior.
- Logged 24 tackles, four tackles for losses, 4.0 sacks, five hurries, two forced fumbles and a fumble recovery on defense while registering 32 knockdown blocks on offense.
- Majored in kinesiology at Louisiana-Lafayette.

HAMILTON'S NFL TOTALS

Year Team	GP-GS	DEFENSE								INTERCEPTIONS					FUMBLES REC						
		ST	AT	TT	Sks-Yds	Tkl/Ls	QB Prs	PBU	FF	No	Yds	Avg	Lg	TD	No	Yds	Avg	Lg	TD		
2015 Buf/GB/Sea	0-0				PRACTICE SQUAD								PRACTICE SQUAD					PRACTICE SQUAD			
2016 Seattle	0-0				PRACTICE SQUAD								PRACTICE SQUAD					PRACTICE SQUAD			
2017 Philadelphia	3-0	0	2	-	2	0.5(-3)	0(0)	1	0	0	0	0	0	0	0	0	0	0	0	0	
2017 Kansas City	1-1	1	0	-	0	0.0(0)	0(0)	0	0	0	0	0	0	0	0	0	0	0	0		
2018 Kansas City	4-0	0	0	-	0	0.0(0)	0(0)	0	0	0	0	0	0	0	0	0	0	0	0		
2019 Dallas	0-0	0	0	-	0	0.0(0)	0(0)	0	0	0	0	0	0	0	0	0	0	0	0		
Totals	8-1	1	2	-	3	0.5(-3)	0(0)	1	0	0	0	0	0	0	0	0	0	0	0		
Playoffs																					
2015 Seattle	0-0				PRACTICE SQUAD								PRACTICE SQUAD					PRACTICE SQUAD			
2016 Seattle	0-0				PRACTICE SQUAD								PRACTICE SQUAD					PRACTICE SQUAD			
2017 Kansas City	1-0	1	0	-	1	0.0(0)	0(0)	0	0	0	0	0	0	0	0	0	0	0	0		
2018 Kansas City	2-0	0	1	-	1	0.0(0)	0(0)	0	0	0	0	0	0	0	0	0	0	0	0		
Totals	3-0	1	1	-	2	0.0(0)	0(0)	0	0	0	0	0	0	0	0	0	0	0	0		

COLE HIKUTINI

87 • Tight End


6-4 • 245 • 6/11/94

Louisville • FA-'19

NFL: 2nd Year • Cowboys: 1st Year

Games/Starts: 2019-0/0; Career-4/0

Postseason: 2019-0/0; Career-0/0



PRO: The Dallas Cowboys added a young tight end with a promising future to their practice squad when they signed Cole Hikutini after the final cuts in 2019. Hikutini spent the entire 2019 season on Dallas' practice squad honing his skills after originally entering the league in 2017 as a rookie free agent with San Francisco. He played in four games as a rookie and spent the next two years on practice squads - Minnesota (2018) and Dallas.

TRANSACTION SUMMARY:

- 12/30/19:** Signed with Dallas as a future.
- 9/2/19:** Signed to Dallas' practice squad.
- 1/2/19:** Signed with Minnesota as a future and waived (8/31).
- 1/1/18:** Waived by San Francisco and signed to Minnesota's practice squad (9/3).
- 11/7/17:** Placed on Reserve/Injured with a knee injury.
- 9/3/17:** Signed to San Francisco's practice squad and activated (10/14).
- 5/4/17:** Signed with San Francisco as a rookie free agent and waived (9/2).

2019 (Minnesota/Dallas):

- Went to training camp with Minnesota but was released at the final cut date.
- Signed to Dallas' practice squad on Sept. 2 where he spent the entire season.

2018 (San Francisco/Minnesota):

- Returned to camp with the 49ers but was released at the final cut date.
- Immediately signed to the Minnesota Vikings practice squad where he spent the entire season.

2017 (San Francisco):

- Signed with San Francisco as a rookie free agent following the NFL Draft but was waived at the end of camp.
- Spent the first five weeks of the season on the 49ers practice squad and was activated on Oct. 14.
- Made his NFL debut as a reserve at Washington (10/15), playing mostly on special teams.
- Had a catch for five yards against Dallas (10/22) and one for 10 yards at Philadelphia (10/29).
- Suffered a knee injury against Arizona (11/5) that landed him on Reserve/Injured for the remainder of the season.

COLLEGE:

- Started 13 of the 24 games he played over two seasons at Louisville and caught 69 passes for 1,016 yards and 11 touchdowns.
- As a senior in 2016, started 10 of the 13 games he played and was fifth among tight ends in FBS with 49 catches for 656 yards with eight touchdowns.
- After transferring to Louisville, had three starts in 11 games as a junior, posting three touchdowns and 348 yards on 19 catches.
- Spent his 2014 sophomore season at City College of San Francisco, catching 40 passes for 658 yards and four touchdowns after transferring from Sacramento State.
- As a redshirt freshman at Sacramento State in 2013, appeared in nine games with four starts and caught 21 passes for 204 yards and five touchdowns.

PERSONAL:

- Attended Pleasant Grove High School in Elk Grove, Calif., where he earned All-Delta River League second-team honors as a senior defensive back.
- Also caught 27 passes for 536 yards and six scores on offense as a senior.

COMMUNITY:

- 2019 Early Thanksgiving Day Meal at The Salvation Army.
- 2019 Salvation Army relief for Dallas tornado.
- Annual Team Holiday Hospital Visits.
- Make-A-Wish Foundation of North Texas.

HIKUTINI'S NFL TOTALS

Year Team	GP-GS	RECEIVING				
		No	Yds	Avg	Long	TD
2017 San Francisco	4-0	2	15	7.5	10	0
2018 Minnesota	0-0					
2019 Dallas	0-0					
Totals	4-0	2	15	7.5	10	0

TRYSTEN HILL**72 • Defensive Tackle**

6-3 • 305 • 3/25/98

Central Florida • D2-'19 (58th overall)

NFL: 2nd Year • Cowboys: 2nd Year

Games/Starts: 2019-7/0; Career-7/0

Postseason: 2019-0/0; Career-0/0



PRO: The Dallas Cowboys bolstered the interior of the defensive line with their first selection in the 2019 NFL Draft when the club took Trysten Hill in the second round (58th overall). Hill, a high-motor player who displayed quickness and hustle at Central Florida, cracked the field for Dallas in seven games as a rookie. He hopes to build on his experiences as a rookie and earn more playing time through his second season.

TRANSACTION SUMMARY:

4/26/19: Drafted in the second round (58th overall) by Dallas.

2019:

- Played in seven games (inactive for nine) as a rookie and tallied six tackles, one for a loss and a pressure.
- Was inactive the first two games of the season then made his NFL debut against Miami (9/22), posting a tackle and a quarterback pressure.
- Over the course of the next six games in which he played, had his first career tackle for loss against Buffalo (11/28) on Thanksgiving Day and had two-tackle games at Chicago (12/5) and against Washington (12/29).

COLLEGE:

- Played in 12 games with one start as a junior and logged career-bests in tackles (36), sacks (3.0) and tackles for loss (10.5) to go with four hurries. Also had two runs for one yard with one touchdown.
- Named to the 2018 Bronko Nagurski Trophy Watch list, the 2018 preseason Outland Trophy Watch List and the Bednarik Award Watch List.
- Was a second-team All-Conference selection as a sophomore, starting all 13 games along the defensive line for the undefeated Knights. Logged 20 tackles, five for losses, 2.0 sacks and five hurries.
- Started all 13 games as a freshman defensive end and tallied 15 tackles, five for loss, and one sack. Added one hurry and a forced fumble.

PERSONAL:

- A three-star recruit out of Suwannee High School in Live Oak, Fla., helped his team reach the region finals as a senior and state semifinals as a junior.
- Majored in criminal justice at Central Florida.

COMMUNITY:

- 2019 Rookie Club presented by Essilor USA.
- 2019 Reliant Home Run Derby benefiting the Salvation Army.
- 2019 Dallas Cowboys U High School Camp.
- 2019 NFL My Cause My Cleats Campaign.
- 2019 Early Thanksgiving Day Meal at The Salvation Army.
- Annual Team Holiday Hospital Visits.
- Kick Off Luncheon and Dallas Cowboys Family Cookbook benefiting Happy Hill Farm.
- Make-A-Wish Foundation of North Texas.

HILL'S COWBOYS TOTALS

Year Team	GP-GS	DEFENSE							INTERCEPTIONS				FUMBLES REC						
		ST	AT	TT	Sks-Yds	Tkl/Ls	QB Prs	PBU	FF	No	Yds	Avg	Lg	TD	No	Yds	Avg	Lg	TD
2019 Dallas	7-0	3	3	6	0.0(0)	1(-4)	1	0	0	0	0	0.0	0	0	0	0	0.0	0	0

JOE JACKSON

56 • Defensive End

6-4 • 285 • 12/20/96
 Miami • D5b-'19 (165th overall)
 NFL: 2nd Year • Cowboys: 2nd Year
 Games/Starts: 2019-5/0; Career-5/0
 Postseason: 2019-0/0; Career-0/0



PRO: When the Dallas Cowboys added Joe Jackson with their second selection in the fifth round (165th overall) of the 2019 NFL Draft, the club added quality depth on the defensive line, after drafting tackle Trysten Hill with their first selection in the draft. Jackson cracked the gameday lineup five times as a rookie and posted five tackles, two pressures and a breakup. He will look to capitalize off his experience as a rookie and work to become a mainstay on the Cowboys line for years to come.

TRANSACTION SUMMARY:

4/26/19: Drafted in the fifth round (165th overall) by Dallas.

2019:

- Played in five games as a reserve and tallied five tackles, two pressures and a breakup.
- Had a tackle and a hurry in his NFL debut in the opening day win over the N.Y. Giants (9/8).
- Played in each of the first four games before being inactive for two.
- Saw his last action of the season against Philadelphia (10/20) and had a tackle and a pressure.

COLLEGE:

- In his final collegiate season, started 12-of-13 games played for the second straight season and again led the team in sacks, finishing with 9.0. Also posted 14.5 tackles for loss among 47 total tackles to go with one interception returned for a touchdown, three breakups and nine hurries.
- Earned All-ACC honorable mention.
- Started 12 of the 13 games he played as a sophomore and led all defensive linemen with 59 tackles, adding 11.5 stops for loss, 6.5 sacks, two breakups and a forced fumble.
- As a true freshman, started two of the 13 games he played, leading the team in sacks (8.5) and tackles for loss (11.5) to go with 32 tackles, two forced fumbles and two fumble recoveries - one returned for a touchdown.

PERSONAL:

- Was a standout two-way player at defensive end and tight end for Gulliver Prep in Pinecrest, Fla., finishing his senior campaign with 46 tackles, 6.0 sacks and four forced fumbles.
- Also competed on the school's basketball and track and field teams.
- Majored in criminology and minored in acting at Miami.

COMMUNITY:

- 2019 Rookie Club presented by Essilor USA.
- 2019 Reliant Home Run Derby benefiting the Salvation Army.
- 2019 Meet and Greet with Café Momentum intern.
- 2019 Dallas Cowboys U High School Camp.
- 2019 Early Thanksgiving Day Meal at The Salvation Army.
- Annual Team Holiday Hospital Visits.
- Kick Off Luncheon and Dallas Cowboys Family Cookbook benefiting Happy Hill Farm.
- Make-A-Wish Foundation of North Texas.
- Salvation Army Angel Tree Christmas Program.


JACKSON'S COWBOYS TOTALS

Year Team	GP-GS	DEFENSE					INTERCEPTIONS					FUMBLES REC								
		ST	AT	TT	Sks-Yds	Tkl/Ls	QB	Prs	PBU	FF	No	Yds	Avg	Lg	TD	No	Yds	Avg	Lg	TD
2019 Dallas	5-0	2	3	5	0.0(0)	0(0)	2	1	0	0	0	0	0.0	0	0	0	0	0.0	0	0

BLAKE JARWIN

89 • Tight End

6-5 • 250 • 7/16/94
Oklahoma State • UDFA-'17
NFL: 4th Year • Cowboys: 4th Year
Games/Starts: 2019-16/7; Career-33/11
Postseason: 2019-0/0; Career-2/0



STAFF
BLAKE JARWIN
2019 SEASON
RECORDS
PLAYOFF RECORDS
HISTORY
SIDELINES

PRO: A big, athletic tight end that can be used as a lead blocker in the run game or as a traditional tight end, Blake Jarwin found a home with Dallas after signing with the team as a rookie free agent following the 2017 NFL Draft. After a short stint on the club's practice squad, Jarwin spent 10 weeks on the active roster, but was active for only one game. After Jason Witten retired leading up to the 2018 season, Jarwin had an opportunity to follow in the footsteps of the club's all-time leading receiver. He logged the first four starts of his career, playing in all 16 games, and he finished with 27 catches for 307 yards and three touchdowns. With Witten's return in 2019, Jarwin settled back into the role as the club's second tight end, starting seven of the 16 games he played, catching 31 passes for 365 yards with three touchdowns. He should resume the top spot on the tight end depth chart for 2020 after signing a four-year contract extension at the beginning of 2020 free agency.

TRANSACTION SUMMARY:

3/16/20: Signed a four-year contract with Dallas through 2023.

10/26/17: Signed to Dallas' active roster.

9/2/17: Waived and signed to Dallas' practice squad (9/3).

5/12/17: Signed with Dallas as an undrafted free agent.

2019:

- Started seven of the 16 games he played and caught 31 passes for 365 yards and three touchdowns.
- Had a 28-yard touchdown in the opener against the N.Y. Giants (9/8) on three catches for 39 yards.
- Had touchdowns in back-to-back games, with a one-yard scoring catch against Philadelphia (10/20), followed by a career-long 42-yard scoring reception at the N.Y. Giants (11/4) - his fifth touchdown catch against the Giants.
- Had a season-best six catches and 50 yards at Chicago (12/5).

2018:

- Played in all 16 games and had the first four starts of his career, catching 27 passes for 307 yards and three touchdowns.
- Had the first start of his career as the team opened with three tight ends at Seattle (9/23), then had his first career reception (11 yards) at Houston (10/7).
- Against Philadelphia (12/9) had then career-bests in catches (seven) and yards (56) with a 22-yarder.
- Named NFC Offensive Player of the Week (first Cowboys tight end) following the finale at the N.Y. Giants (12/30), establishing career-highs with his first 100-yard game (119 yards) and three touchdowns on a career-high tying seven catches. Joined Billy Joe DuPree (vs. St. Louis, 9/30/73) as the only Dallas tight ends with three touchdowns in a game.

2017:

- Signed with Dallas as a rookie free agent following the NFL Draft but was released at the end of camp.
- Immediately signed to Dallas' practice squad and was activated on Oct. 26.
- Made his NFL debut at Atlanta (11/12) and was inactive the remaining seven games.

COLLEGE:

- Named second-team All-Big 12 following as a senior, catching 19 passes for 309 yards and two touchdowns.
- First-team All-Big 12 selection as a junior, playing in 11 games, missing two with a leg injury, and catching 17 passes for 200 yards and two touchdowns.
- Played in every game with a pair of starts as a sophomore and caught five passes for 107 yards with one score.
- As a redshirt freshman, did not play in any games.
- Redshirted as a true freshman.

PERSONAL:

- Earned all-city team honors at Tuttle, Okla., High School, catching seven passes for 145 yards and posting 38 tackles, 3.0 sacks and nine tackles for a loss on defense as a senior.
- Earned a degree in management from Oklahoma State and is pursuing an MBA.

COMMUNITY:

- 2017 Rookie Club presented by Essilor USA.
- 2017-18 Dallas Cowboys U High School Camp.
- 2019 Dallas Cowboys Draft Day/Fan Appreciation Party.
- 2019 Celebrity Chef, Taste of the Cowboys Youth Cooking Challenge.
- Annual Team Holiday Hospital Visits.
- Kick Off Luncheon and Dallas Cowboys Family Cookbook benefiting Happy Hill Farm.
- Make-A-Wish Foundation of North Texas.
- Salvation Army Angel Tree Christmas Program.

JARWIN'S COWBOYS TOTALS

Year Team	GP-GS	RECEIVING					SPECIAL TEAMS TACKLES							
		No	Yds	Avg	Long	TD	Solo	Ast	Tot	FF	FR	BP	BFG	BXP
2017 Dallas	1-0	0	0	0.0	0	0	0	0	0	0	0	0	0	0
2018 Dallas	16-4	27	307	11.4	39t	3	0	0	0	0	0	0	0	0
2019 Dallas	16-7	31	365	11.8	42t	3	1	0	1	0	0	0	0	0
Totals	33-11	58	672	11.6	42t	6	1	0	- 1	0	0	0	0	0
Playoffs														
2018 Dallas	2-0	5	32	6.4	13	0								

SINGLE-GAME HIGHS

Receptions – 7, two times, vs. Philadelphia, 12/9/18 and at N.Y. Giants, 12/30/18

Receiving Yards – 119 at N.Y. Giants, 12/30/18

Long Reception – 42t at N.Y. Giants, 11/4/19

Touchdowns – 3 at N.Y. Giants, 12/30/18

JALEN JELKS

96 • Defensive End

6-6 • 260 • 8/3/96

Oregon • D7b-'19 (241st overall)

NFL: 2nd Year • Cowboys: 2nd Year

Games/Starts: 2019-0/0-IR; Career-0/0

Postseason: 2019-0/0; Career-0/0



PRO: With their last selection in the 2019 NFL Draft (241st overall), the Dallas Cowboys selected Jalen Jelks out of Oregon. Jelks started each game his final two seasons, earning Coaches Pac-12 All-Conference first-team honors his senior year, as well as a Senior Bowl invitation with 29.5 career tackles for loss and 15.0 career sacks. His rookie season never got started as he landed on Reserve/Injured with a foot injury. He spent the entire year getting healthy and rehabbing and will look to make his NFL debut in 2020.

TRANSACTION SUMMARY:

8/31/19: Placed on Reserve/Injured with a foot injury.

4/26/19: Drafted in the seventh round (241st overall) by Dallas.

2019:

- Placed on Reserve/Injured with a foot injury at the end of training camp and missed the entire season.

COLLEGE:

- Served as team captain as a senior in seven-of-12 games started and led all Pac-12 defensive lineman in tackles (57). Also racked up at least four tackles in 10-of-12 games and earned Pac-12 All-Conference first-team, Phil Steele Pac-12 Conference first-team and selected to the Chuck Bednarik Award Watch List.
- Started all 13 games as a junior and led the team with 15 tackles for loss to go with 6.5 sacks with a career-high 59 tackles.
- Played in eight games as a sophomore, recording 31 tackles, four tackles for loss and 2.0 sacks.
- Played in 11 games as a freshman, recording nine tackles and 3.0 sacks.

PERSONAL:

- Played at Desert Vista High School in Phoenix, Ariz., recording 72 tackles, 10.0 sacks and 12 tackles for loss as a senior.
- Earned Arizona Division I first-team all-state honors and ranked as the No. 9 player in Arizona by 247 Sports.
- Selected to play in the Under-19 International Bowl against Canada at AT&T Stadium.
- Majored in general social science at Oregon.

COMMUNITY:

- 2019 Reliant Home Run Derby benefiting the Salvation Army.
- 2019 Dallas Cowboys U High School Camp.
- Salvation Army Angel Tree Christmas Program.

JELKS' COWBOYS TOTALS

Year Team	GP-GS	DEFENSE								INTERCEPTIONS					FUMBLES REC					
		ST	AT	TT	Sks-Yds	Tk/ Ls	QB Prs	PBU	FF	No	Yds	Avg	Lg	TD	No	Yds	Avg	Lg	TD	
2019 Dallas	0-0				RESERVE/INJURED	Foot														

JON'VEA JOHNSON (JOHN-VAY)

81 • Wide Receiver

6-0 • 195 • 12/23/95
 Toledo • UDFA-'19
 NFL: 2nd Year • Cowboys: 2nd Year
 Games/Starts: 2019-0/0-1R; Career-0/0
 Postseason: 2019-0/0; Career-0/0



PRO: The Dallas Cowboys signed Jon'Vea Johnson as a rookie free agent following the 2019 NFL Draft, giving him a shot to showcase his skills at the next level. Johnson suffered a shoulder injury in training camp that landed him on Reserve/Injured for the season. He spent 2019 rehabbing the injury and will look to impress coaches enough and earn a spot on the 2020 active roster.

TRANSACTION SUMMARY:

8/31/19: Placed on Reserve/Injured with a shoulder injury.
 5/10/19: Signed with Dallas as an undrafted free agent.

2019:

- Signed with Dallas as a rookie free agent following the 2019 NFL Draft.
- Suffered a shoulder injury in training camp that landed him on Reserve/Injured for the entire season.

COLLEGE:

- Played in 53 games at Toledo - second in school history - and caught 122 passes for 2,223 yards with 24 scores.
- In his final year at Toledo, placed third on the team with 32 catches, second with 660 receiving yards and totaled nine touchdowns.
- Finished his junior season second on the team with 42 catches for 689 yards and five touchdowns.
- As a sophomore, earned All-Mac second-team honors, finishing third on the team with 10 touchdown catches and 773 yards and fifth with 40 catches. Also second with a 19.3 yard-per-catch average.
- Played in 12 games with one start as a redshirt freshman and caught eight passes for 101 yards.
- Redshirted as a true freshman in 2014.

PERSONAL:

- Earned first-team all-state honors, catching 73 passes for 1,428 yards and 23 touchdowns as a senior at West Side High School in Gary, Ind.
- Also played basketball and was a two-time all-state sprinter in track and field at West Side.
- Father, Jason Johnson, was a wide receiver for Denver, Pittsburgh and New Orleans from 1988-91.
- Has a son, Jace.
- Earned his degree in business from Toledo.

COMMUNITY:

- 2019 Reliant Home Run Derby benefiting the Salvation Army.
- 2019 Dallas Cowboys U High School Camp.
- Salvation Army Angel Tree Christmas Program.

JOHNSON'S COWBOYS TOTALS

Year Team	GP-GS	RECEIVING				TD	No	RUSHING				TD
		No	Yds	Avg	Long			No	Yds	Avg	Long	
2019 Dallas	0-0	RESERVE/INJURED	Shoulder				RESERVE/INJURED	Shoulder				

CHRIS JONES

6 • Punter

6-0 • 205 • 7/21/89
 Carson-Newman • FA-'11
 NFL: 9th Year • Cowboys: 9th Year
 Games/Starts: 2019-16/0; Career-118/0
 Postseason: 2019-0/0; Career-5/0



PRO: Chris Jones originally signed with Dallas in 2011 as a rookie free agent. Although he was released at the end of training camp, he signed to the team's practice squad in late October that same year and was eventually activated following an injury to Mat McBriar. He saw time in two games as a rookie, then won a training camp battle for Dallas' punting job in 2012. He landed on Reserve/Injured after only four games with a knee injury. Jones returned to health and played in all 16 games in 2013, 2014 and again in 2015 where he was second in the NFC, third in the league, with a career-best 42.5 net average. He established a career-high with a 45.9-yard average along with a career-long 66-yard punt in 2016. In 2017 Jones had a career-best 34 punts downed inside the 20 - good for second

in team history - while finishing with a 44.1 gross and 41.4 net average. For his career, he holds a gross average of 44.6 yards-per-punt with a net of 40.1 and 182 downed inside opponents' 20-yard line - tops in team history.

TRANSACTION SUMMARY:

- 8/9/17:** Signed a four-year extension through 2021.
4/21/15: Signed his tender offer through 2015 and signed a three-year contract through 2017 (4/23).
3/10/14: Signed a one-year contract with Dallas through 2014.
10/24/12: Placed on Reserve/Injured with a knee injury.
12/31/11: Signed to Dallas' active roster.
11/5/11: Signed to Dallas' active roster, released (11/15) and re-signed to the practice squad (11/17).
10/28/11: Signed to Dallas' practice squad.
7/28/11: Signed with Dallas as an undrafted free agent and released (9/3).

2019:

- Became the club's all-time leader in punts downed inside the 20, surpassing McBriar (175) and finishing the season with 182 for his career.
- On the year, punted 50 times with a 41.6 average, 18 downed inside the 20, two touchbacks and one block for a 37.0 net.
- Selected as a team captain.
- Had a season-high 50.5 average on two punts at Washington (9/15) and had a season-long 58-yard boot at New Orleans (9/29).
- Suffered a blocked punt at New England (11/24), then had a season-best six punts at Philadelphia (12/22).

2018:

- Averaged 44.5 yards-per-punt with two touchbacks, 17 downed inside the 20 and a net of 39.6 in 16 games.
- Became the third Cowboys punter with 150 downed inside the 20 after dropping one at Seattle (9/23).
- Had a season-long 63-yarder against Philadelphia (12/9), then played in his 100th career game - at Indianapolis (12/16).

2017:

- Finished the year with a career-best 34 punts downed inside the 20 - second in team history - with a gross of 44.1 and net of 41.4.
- Helped limit opponents to 75 punt return yards on the year - the fewest allowed in the league since Atlanta yielded 49 in 2008 and the second-fewest in team history (41 in 1972).
- Punted twice for a 43.0-yard gross and net and took a fake punt 24 yards for a first down to help set up a Dallas touchdown at Oakland (12/17).
- Had a season-high eight punts (44.5 gross, four downed inside the 20, one touchback and a net of 38.1) in the finale at Philadelphia (12/31).

2016:

- Finished the year with a career-high 45.9-yard gross average with a career-long boot of 66 yards, 25 downed inside the 20 and a 40.5 net average.
- Logged a career-high 53.3 gross average on four punts at San Francisco (10/2).
- Punted five times, holding Darren Sproles to nine return yards, but his biggest play in the overtime win against Philadelphia (10/30) was a 30-yard run on a fake punt for the third-longest run by a punter in team history and the fourth-longest by an NFL punter in the last 30 years.
- Became the fifth punter in club history with 100 punts downed inside the 20, landing two against Baltimore (11/20).
- Punted six times with season-highs for net average (47.0) and punts inside the 20 (three) at Minnesota (12/1).
- Tied a career-high with nine punts for a 42.7 gross, 39.8 net and two inside the 20 at the N.Y. Giants (12/11).
- Had a career-long 66-yard boot and downed three-of-four tries inside the 20 in the finale at Philadelphia (1/1/17).

2015:

- Finished the year second in the NFC, third in the NFL, with a net average of 42.5 (career-high). His gross was 45.2 with 27 downed inside the 20 and just one touchback.
- Punted six times with a gross of 52.5 with one touchback, two dropped inside the 20 and a season-long of 61 in the win at Philadelphia (9/20). Limited Darren Sproles to just 20 yards and two fair catches.
- Forced a season-high four punts to be downed inside the 20, averaging 42.0 yards and netting 41.5 on six punts at Tampa Bay (11/15).
- Played in his 50th career game and punted four times with a 41.5-yard gross and net average, holding DeSean Jackson to just one return for -7 yards at Washington (12/7). Also recovered a Jackson fumble at Washington's 15-yard line that led to the go-ahead touchdown with 1:14 remaining.
- Booted a season-high seven punts for a gross of 46.4, a net of 44.6 and three downed inside the 20 at Green Bay (12/13).

2014:

- Finished his second full season in Dallas playing in all 16 games for the second time and averaged 45.4 yards-per-punt with 21 downed inside the 20, a long of 64, two touchbacks and a net of 39.8.
- Punted four times for a then career-best 55.0 gross average with a 45.0 net, two touchbacks and one downed inside the 20 in the win at Tennessee (9/14).
- Suffered the second blocked punt of his career, finishing with two punts for a 32.5 gross, 21.7 net, one downed inside the 20 and a long of 35 in the win at Seattle (10/12).
- Had a season-long 64-yard boot at Jacksonville (11/9) in London.
- In the Wild Card Playoff Game against Detroit (1/4/15), punted four times for a gross of 48.0 - second in team postseason history - a net of 47.5 (tops) and three downed inside the 20. Limited Detroit returners to just 10 yards - one punt for two and one kickoff for 8.
- Had just two punts for a gross of 48.5, one touchback, a long of 60 and a net of 38.5 in the Divisional Playoff Game at Green Bay (1/11/15).

2013:

- Played in all 16 games for the first time in his career and punted 77 times for a 45.0 gross with six touchbacks, 30 downed inside the 20 (third in a season in team history) with a long of 62 yards and a 39.1 net.
- At Philadelphia (10/20) punted a single-game career-high nine times with a long of 50, a net of 38.0, gross of 38.6 with six downed inside the 20.
- Four of his eight punts at New Orleans (11/10) were downed inside the 20, and he finished with a 50.4 gross average and a 48.1 net average.

- Played in just four games after a knee injury eventually landed him on Reserve/Injured. Punted 12 times with a gross average of 45.2, net average of 40.0 and six punts downed inside the 20 yard line.
- Suffered the first blocked punt of his career that was returned three yards for a touchdown at Seattle (9/16). Finished with five punts for a 45.8-yard average, three downed inside the 20 and a net of 37.0.
- Was inactive (knee) at Carolina (10/21) before landing on IR with the knee injury on Oct. 24.

2011:

- As an undrafted free agent, punted eight times for a gross of 37.0, net of 33.1 and three downed inside the 20-yard line in the preseason.
- Waived at the end of camp, signed to the practice squad Oct. 28, released Nov. 1 and re-signed Nov. 2.
- Was activated on Nov. 5 to make his NFL debut against Seattle (11/6) in place of McBriar (foot) and punted four times with a 43.0 gross and net average and two punts downed inside the 20-yard line.
- Inactive against Buffalo (11/13), released Nov. 15 and signed to the practice squad on Nov. 17.
- Was once again called up after McBriar landed on IR and punted in the season finale at the N.Y. Giants (1/1/12) with six punts, a 42.3 gross, 38.8 net, two downed inside the 20 and a long of 54 yards.

COLLEGE:

- As a senior in 2010, punted 48 times averaging 42.1 yards with a long of 73.
- During his junior year, earned second-team All-SAC honors and played in all 14 games, ranking third in the conference in punting with an average of 39.3 yards-per-punt.
- Landed eight punts inside the 20-yard line, forced 21 fair catches on 54 attempts and had a season-long punt of 55 yards against UNC-Pembroke.
- As a sophomore averaged 38.5 yards on 41 punts and landed six punts inside the 20-yard-line with a long punt of 57 yards and was a Preseason All-South Atlantic Conference selection and a second-team All-SAC selection.
- Was named to the first-team All-SAC selection as a freshman, averaging 41.4 yards on 34 punts and kicking six inside the 20-yard-line with a long punt of 64 yards.

PERSONAL:

- Was an all-area punter at Coosa High School in Rome, Ga.
- Also participated on Coosa's track and field team.
- Majored in physical education at Carson-Newman.
- Has a daughter, Noli, and a son, Jessie.

COMMUNITY:

- 2011 Rookie Club presented by UnitedHealthcare.
- 2012-19 Dallas Cowboys U High School Camp.
- 2013, 2015-17, 2019 Dallas Cowboys Draft Day/Fan Appreciation Party.
- 2014 NFL Play 60 clinic, London, England.
- 2014 Fan Appreciation Pep Rally, London, England.
- 2014 Early Thanksgiving Day meal at The Salvation Army.
- WrestleMania 32 week community event at WrestleMania Pro-Am Golf Tournament.
- 2017-19 NFL My Cause My Cleats Campaign.
- Annual Team Holiday Hospital Visits.
- Kick Off Luncheon and Dallas Cowboys Family Cookbook benefiting Happy Hill Farm.
- Make-A-Wish Foundation of North Texas.
- Salvation Army Angel Tree Christmas Program.

C. JONES' COWBOYS TOTALS

		PUNTING										
Year Team	GP-GS	No	Yds	Avg	TB	In 20	Lng	Blk	Opp Ret	Ret Yds	Net	
2011 Dallas	2-0	10	426	42.6	1	4	54	0	3	1	40.5	
2012 Dallas	4-0	12	542	45.2	0	6	60	1	5	22	40.0	
2013 Dallas	16-0	77	3,467	45.0	6	30	62	0	37	339	39.1	
2014 Dallas	16-0	57	2,586	45.4	2	21	64	1	25	240	39.8	
2015 Dallas	16-0	69	3,117	45.2	1	27	61	0	24	162	42.5	
2016 Dallas	16-0	58	2,661	45.9	4	25	66	1	22	192	40.5	
2017 Dallas	16-0	66	2,908	44.1	5	34	62	0	18	75	41.4	
2018 Dallas	16-0	60	2,670	44.5	2	17	63	0	30	254	39.6	
2019 Dallas	16-0	50	2,079	41.6	2	18	58	1	18	154	37.0	
Totals	118-0	459	20,456	44.6	23	182	66	4	182	1,439	40.1	

Year Team	GP-GS	No	Yds	Avg	TB	In 20	Lng	Blk	Opp Ret	Ret Yds	Net
2014 Dallas	2-0	6	289	48.2	1	3	60	0	2	2	44.5
2016 Dallas	1-0	2	95	47.5	0	1	53	0	0	0	47.5
2018 Dallas	2-0	9	390	43.3	0	1	50	0	6	51	37.7
Totals	5-0	17	774	45.5	1	5	60	0	8	53	41.2

ADDITIONAL STATISTICS

Special Teams Tackles – 2013 (1-1-2), 2014 (1-0-1), 2018 (2-0-2), 2016 (1-1-2). **Totals: 5-2-7.**

Fumble Recoveries – 2015 (1).

Rushes – 2016 (1 for 30 yards), 2017 (1 for 24). **Totals: 2 for 54.**

SINGLE-GAME HIGHS

Punts – 9 at Philadelphia, 10/20/13 and at N.Y. Giants, 12/11/16

Gross Avg. – 55.3 (4 punts), at San Francisco, 10/2/16

Net Avg. – 52.0 (2 punts), vs. N.Y. Giants, 9/13/15

Long – 66 at Philadelphia, 1/1/17

Inside 20 – 6 at Philadelphia, 10/20/13

C. JONES' CAREER GAME-BY-GAME PUNTING

2011 (Dallas)

Game	No	Yds	In			Opp			Net
			Avg	TB	Lg	Blk	Yds	Net	
L-@ NYJ 9/11.....			OUT OF FOOTBALL						
W-@ SF 9/18.....			OUT OF FOOTBALL						
W-Was 9/26.....			OUT OF FOOTBALL						
L-Det 10/2.....			OUT OF FOOTBALL						
L-@ NE 10/16.....			OUT OF FOOTBALL						
W-SIL 10/23.....			OUT OF FOOTBALL						
L-@ Phi 10/30.....			PRACTICE SQUAD						
W-Sea 11/6.....	4	172	42.0	2	52	0	0	43.0	
W-Buf 11/13.....			INACTIVE						
W-@ Was 11/20.....			PRACTICE SQUAD						
W-Mia 11/24.....			PRACTICE SQUAD						
L-@ Ari 12/4.....			PRACTICE SQUAD						
L-NYG 12/11.....			PRACTICE SQUAD						
W-@ TB 12/17.....			PRACTICE SQUAD						
L-Phi 12/24.....			PRACTICE SQUAD						
L-@ NYG 1/1/12.....	6	254	42.3	1	2	54	0	1	38.8
Totals	10	426	42.6	1	4	54	0	1	40.5

2012 (Dallas)

Game	No	Yds	In			Opp			Net
			Avg	TB	Lg	Blk	Yds	Net	
W-@ NYG 9/5.....	2	108	54.0	0	1	60	0	5	51.5
L-@ Sea 9/16.....	5	229	45.8	0	3	52	1	7	37.0
W-TB 9/23.....	4	173	43.3	0	1	54	0	10	40.0
L-Chi 10/1.....			INACTIVE/INJURED-Knee						
L-@ Bal 10/14.....	1	32	32.0	0	1	32	0	0	32.0
W-@ Car 10/21.....			INACTIVE/INJURED-Knee						
L-NYG 10/28.....			RESERVE/INJURED-Knee						
L-@ Atl 11/4.....			RESERVE/INJURED-Knee						
W-@ Phi 11/11.....			RESERVE/INJURED-Knee						
W-Cle 11/18.....			RESERVE/INJURED-Knee						
L-Was 11/22.....			RESERVE/INJURED-Knee						
W-Phi 12/2.....			RESERVE/INJURED-Knee						
W-@ Cin 12/9.....			RESERVE/INJURED-Knee						
W-Pit 12/16.....			RESERVE/INJURED-Knee						
L-NO 12/23.....			RESERVE/INJURED-Knee						
L-@ Was 12/30.....			RESERVE/INJURED-Knee						
Totals	12	542	45.2	0	6	60	1	22	40.0

2013 (Dallas)

Game	No	Yds	In			Opp			Net
			Avg	TB	Lg	Blk	Yds	Net	
W-NYG 9/8.....	4	275	45.8	0	2	56	0	20	42.5
L-@ KC 9/15.....	6	200	50.0	0	1	62	0	41	39.8
W-SIL 9/22.....	4	195	48.8	1	2	55	0	16	39.8
L-@ SD 9/29.....	5	203	40.6	1	0	51	0	12	34.2
L-Den 10/6.....	1	51	51.0	0	0	51	0	9	42.0
W-Was 10/13.....	5	226	45.2	0	2	52	0	17	41.8
W-@ Phi 10/20.....	9	347	38.6	0	6	50	0	5	38.0
L-@ Det 10/27.....	7	313	44.7	2	3	58	0	4	38.4
W-Min 11/3.....	5	222	44.4	0	3	53	0	35	37.4
L-@ NO 11/10.....	8	403	50.4	0	4	56	0	18	48.1
W-@ NYG 11/24.....	7	313	44.7	1	3	51	0	16	39.6
W-Oak 11/28.....	5	238	47.6	0	1	58	0	42	39.2
L-@ Chi 12/9.....	3	112	37.3	0	1	41	0	19	31.0
L-GB 12/15.....	2	103	51.5	1	0	57	0	26	28.5
W-@ Was 12/22.....	3	155	51.7	0	0	57	0	35	40.0
L-Phi 12/29.....	3	111	37.0	0	2	44	0	24	29.0
Totals	77	3,467	45.0	6	30	62	0	339	39.1

2014 (Dallas)

Game	No	Yds	In			Opp			Net
			Avg	TB	Lg	Blk	Yds	Net	
L-SF 9/7.....	2	107	53.5	0	1	56	0	13	47.0
W-@ Ten 9/14.....	4	220	55.0	2	1	62	0	0	45.0
W-@ SIL 9/21.....	2	78	39.0	0	0	45	0	1	38.5
W-NO 9/28.....	4	166	41.5	0	2	53	0	15	37.8
W-Hou 10/5.....	4	185	46.3	0	1	50	0	30	38.8
L-@ Sea 10/12.....	2	65	32.5	0	1	35	1	0	21.7
W-NYG 10/19.....	4	185	46.3	0	1	55	0	21	41.0
L-Was 10/27.....	4	206	51.5	0	1	56	0	39	41.8
L-Ari 11/2.....	4	173	43.3	0	1	51	0	18	38.8
W-@ Jac 11/9 (Lon.)	5	234	46.8	0	2	64	0	45	37.8
W-@ NYG 11/23.....	4	195	48.8	0	2	57	0	-1	49.0
L-Phi 11/27.....	5	228	45.6	0	2	58	0	32	39.2

2014 (Dallas), cont.

Game	No	Yds	In			Opp			Net
			Avg	TB	Lg	Blk	Yds	Net	
W-@ Chi 12/4.....	2	75	37.5	0	1	46	0	4	35.5
W-@ Phi 12/14.....	5	205	41.0	0	2	52	0	1	40.8
W-Ind 12/21.....	2	92	46.0	0	0	56	0	7	42.5
W-@ Was 12/28.....	4	172	43.0	0	3	53	0	15	39.3
Totals	57	2,586	45.4	2	21	64	1	240	39.8

Playoffs

W-Det 1/4/15.....	4	192	48.0	0	3	59	0	2	47.5
L-@ GB 1/11/15.....	2	97	48.5	1	0	60	0	0	38.5
Totals	6	289	48.2	1	3	60	0	2	44.5

2015 (Dallas)

Game	No	Yds	In			Opp			Net
			Avg	TB	Lg	Blk	Yds	Net	
W-NYG 9/13.....	2	107	53.5	0	1	54	0	3	52.0
W-@ Phi 9/20.....	6	315	52.5	1	2	61	0	20	45.8
L-Atl 9/27.....	4	159	39.8	0	3	45	0	0	39.8
L-@ NO 10/4.....	5	209	41.8	0	3	53	0	34	35.0
L-NE 10/11.....	6	298	49.7	0	1	59	0	52	41.0
L-@ NYG 10/25.....	2	66	33.0	0	0	34	0	0	33.0
L-Sea 11/1.....	4	188	47.0	0	1	53	0	12	44.0
L-Phi 11/8.....	4	175	43.8	0	2	55	0	0	43.8
L-@ TB 11/15.....	6	255	42.5	0	4	56	0	3	42.0
W-@ Mia 11/22.....	3	146	48.7	0	0	54	0	12	44.7
L-Car 11/26.....	3	141	47.0	0	0	50	0	0	47.0
W-Was 12/7.....	4	166	41.5	0	2	50	0	0	41.5
L-@ GB 12/13.....	7	325	46.4	0	3	55	0	13	44.6
L-NJY 12/19.....	4	198	49.5	0	1	52	0	7	47.8
L-@ Buf 12/27.....	4	138	34.5	0	3	45	0	0	34.5
L-Was 1/3/16.....	5	231	46.2	0	1	51	0	6	45.0
Totals	69	3,117	45.2	1	27	61	0	162	42.5

2016 (Dallas)

Game	No	Yds	In			Opp			Net
			Avg	TB	Lg	Blk	Yds	Net	
L-NYG 9/11.....	3	147	49.0	0	1	56	0	17	43.3
W-@ Was 9/18.....	3	142	47.3	0	1	56	0	30	37.3
W-Chi 9/25.....	3	140	46.7	0	2	51	0	17	41.0
W-@ SF 10/2.....	4	221	55.3	2	1	63	0	26	38.8
W-Cin 10/9.....	2	87	43.5	0	1	51	0	0	43.5
W-@ GB 10/16.....	2	83	41.5	0	1	42	0	25	29.0
W-Phi 10/30.....	5	222	44.4	1	1	60	0	9	38.6
W-@ Cle 11/6.....	2	75	37.5	0	1	50	0	2	36.5
L-@ Pit 11/13.....	3	145	48.3	0	1	49	0	22	41.0
W-Bal 11/20.....	4	184	46.0	1	2	61	0	0	41.0
W-Was 11/24.....	2	88	44.0	0	2	53	0	0	44.0
W-@ Min 12/1.....	6	277	46.2	0	3	55	0	-5	47.0
L-@ NYG 12/11.....	9	384	42.7	0	2	52	0	26	39.8
W-TB 12/18.....	2	82	41.0	0	2	42	0	0	41.0
W-Det 12/26.....	4	189	47.3	0	1	57	0	23	41.5
L-@ Phi 1/11/17.....	4	195	48.8	0	3	66	1	0	39.0
Totals	58	2,661	45.9	4	25	66	1	192	40.5

Playoffs

L-GB 1/15/17.....	2	95	47.5	0	1	53	0	0	47.5
-------------------	---	----	------	---	---	----	---	---	------

2017 (Dallas)

Game	No	Yds	In			Opp			Net
			Avg	TB	Lg	Blk	Yds	Net	
W-NYG 9/10.....	4	139	34.8	0	4	40	0	1	34.5
L-@ Den 9/17.....	5	249	49.8	1	2	62	0	20	41.8
W-@ Ari 9/25.....	7	311	44.4	0	4	56	0	4	43.9
L-LAR 10/1.....	3	141	47.0	0	1	55	0	20	40.3
L-GB 10/8.....	1	38	38.0	0	1	38	0	0	38.0
W-@ SF 10/22.....	3	142	47.3	0	1	56	0	10	44.0
W-@ Was 10/29.....	3	137	45.7	0	1	51	0	-1	46.0
W-KC 11/5.....	5	195	39.0	0	4	50	0	0	39.0
L-@ Atl 11/12.....	4	171	42.8	1	2	58	0	0	37.8
L-Phi 11/19.....	5	234	46.8	0	3	61	0	0	46.8
L-LAC 11/23.....	5	208	41.6	0	4	57	0	0	41.6
W-WAS 11/30.....	5	211	42.2	0	1	45	0	4	41.4
W-@ NYG 12/10.....	4	190	47.5	1	1	58	0	-3	43.3
W-@ Oak 12/17.....	2	86	43.0	0	0	43	0	0	43.0
L-SEA 12/24.....	2	100	50.0	0	1	51	0	9	45.5
W-@ Phi 12/31.....	8	356	44.5	2	4	55	0	11	38.1
Totals	66	2,908	44.1	5	34	62	0	75	41.4

2018 (Dallas)										
Game	No	Yds	Avg	TB	In			Opp		
					20	Lg	Blk	Yds	Net	
L-@ Car 9/9	6	293	48.8	0	2	56	0	62	38.5	
W-NYG 9/16	4	173	43.3	0	0	48	0	14	39.8	
L-@ Sea 9/23	5	240	48.0	0	1	50	0	25	43.0	
W-Det 9/30	2	78	39.0	0	1	42	0	0	39.0	
L-@ Hou 10/7	5	220	44.0	1	2	55	0	29	34.2	
W-Jac 10/14	3	123	41.0	0	1	49	0	-2	41.7	
L-@ Was 10/21	5	208	41.6	1	0	53	0	3	37.0	
L-Ten 11/5	3	134	44.7	0	0	47	0	11	41.0	
W-@ Phi 11/11	4	163	40.8	0	0	46	0	11	38.0	
W-@ Atl 11/18	3	133	44.3	0	1	49	0	16	39.0	
W-Was 11/22	6	287	47.8	0	2	51	0	40	41.2	
W-NO 11/29	3	153	51.0	0	1	52	0	17	45.3	
W-Phi 12/9	2	102	51.0	0	1	63	0	9	46.5	
L-@ Ind 12/16	2	81	40.5	0	2	41	0	0	40.5	
W-TB 12/23	4	166	41.5	0	1	48	0	0	41.5	
W-@ NYG 12/30	3	116	38.7	0	2	45	0	19	32.3	
Totals	60	2,670	44.5	0	2	17	63	0	254	39.6
Playoffs										
W-Sea 1/5/19	5	225	45.0	0	1	50	0	22	40.6	
L-@ LAR 1/12/19	4	165	41.3	0	0	46	3	29	34.0	
Totals	9	390	43.3	0	1	50	3	51	37.7	

2019 (Dallas)										
Game	No	Yds	Avg	TB	In			Opp		
					20	Lg	Blk	Yds	Net	
W-NYG 9/8	4	165	41.3	0	2	50	0	7	39.5	
W-@ Was 9/15	2	101	50.5	0	0	52	0	9	46.0	
W-Mia 9/22	3	133	44.3	0	1	48	0	1	44.0	
L-@ NO 9/29	4	181	45.3	1	1	58	0	23	34.5	
L-GB 10/6	3	100	33.3	0	2	34	0	0	33.3	
L-@ NYJ 10/13	3	137	45.7	0	2	55	0	22	38.3	
W-Phi 10/20	3	127	42.3	0	2	54	0	8	39.7	
W-@ NYG 11/4	2	80	40.0	0	1	46	0	15	32.5	
L-Min 11/10	2	72	36.0	0	2	38	0	0	36.0	
W-@ Det 11/17	3	124	41.3	0	1	50	0	35	29.7	
L-@ NE 11/24	4	160	40.0	0	0	49	1	0	32.0	
L-Buf 11/28	2	81	40.5	0	2	41	0	0	40.5	
L-@ Chi 12/5	5	224	44.8	0	0	49	0	33	38.2	
W-LAR 12/15	2	95	47.5	0	1	48	0	0	47.5	
L-@ Phi 12/22	6	237	39.5	1	1	56	0	1	36.0	
W-Was 12/29	2	62	31.0	0	0	44	0	0	31.0	
Totals	50	2,079	41.6	2	18	58	1	154	37.0	

TEVIN JONES

17 • Wide Receiver

6-2 • 225 • 12/26/92
Memphis • FA-'19
NFL: 2nd Year • Cowboys: 1st Year
Games/Starts: 2019-5/0-Pit; Career-5/0
Postseason: 2019-0/0; Career-0/0



PRO: Tevin Jones signed a futures contract with Dallas going into 2020 offseason after making his NFL debut in four games with Pittsburgh in 2019. Originally came into the league as an undrafted rookie with Houston in 2016, Jones spent his first few years in the league with Houston's and Pittsburgh's practice squads.

TRANSACTION SUMMARY:

- 12/30/19:** Signed with Dallas as a Future.
- 12/18/19:** Signed to Dallas' practice squad.
- 11/14/19:** Activated by Pittsburgh and released (12/16).
- 12/31/18:** Signed with Pittsburgh as a Future, waived (8/31) and signed to Pittsburgh's practice squad (9/1).
- 1/29/18:** Signed with Pittsburgh, waived (9/1) and signed to Pittsburgh's practice squad (9/2).
- 6/6/17:** Signed a two-year contract with Kansas City through 2018 and waived (9/2).
- 1/16/17:** Signed with Houston as a Future and waived (5/16).
- 12/14/16:** Signed to Houston's practice squad.
- 5/6/16:** Signed with Houston as an undrafted free agent and waived (8/30).

2019 (Pittsburgh/Dallas):

- Re-signed with Pittsburgh, released at the end of camp and immediately added to Pittsburgh's practice squad.
- Activated from the practice squad for Week 11, where he caught four passes for 61 yards and a touchdown over the next five games.
- Made his NFL debut at Cleveland (11/14) and caught two passes for 24 yards, then had his first career touchdown, finishing against Cleveland (12/1) with one catch for a 28-yard score.
- Released by Pittsburgh with two weeks left into the regular season.
- Immediately signed to Dallas' practice squad where he spent the final two weeks of the season.

2018 (Pittsburgh):

- Signed with Pittsburgh as a future but released during training camp roster cuts.
- Immediately signed with Pittsburgh's practice squad.

2017 (Kansas City):

- Signed with Houston as a future, released on May 16, then signed with Kansas City and released at the end of training camp, spending the season out of football.

2016 (Houston):

- Signed with Houston as rookie free agent and released during training camp roster cuts.
- Signed to Houston's practice squad late in the season.

COLLEGE:

- Appeared in 51 games for Memphis, hauling in 90 passes for 1,215 yards and nine touchdowns. On special teams, recorded five tackles, one punt return for a touchdown (2012) and two blocked punts during his career.
- Played in all 13 games as a senior, catching 22 passes for 316 yards and four scores with nine runs for 45 yards.
- Ranked third on the team in both receptions (33) and receiving yards (442) in his junior season when the Tigers captured the program's first conference championship since 1971.
- As a redshirt freshman, caught 10 passes for 165 yards and a touchdown and rushed 10 times for 32 yards and a score in 12 games.

PERSONAL:

- Attended Clear Creek High School in League City, Texas, where he was named all-area and all-region.
- Hauled in 34 catches for 610 yards and six touchdowns as a senior to help his team post a 9-3 record.
- Also lettered in track and posted a 4.2 GPA.

T. JONES' NFL TOTALS

Year Team	GP-GS	RECEIVING					TD	ADDITIONAL STATISTICS
		No	Yds	Avg	Long	Special Teams Tackles – 2019 (1 FR)		
2016 Houston.....	0-0							
2017	0-0							
2018 Pittsburgh.....	0-0							
2019 Pittsburgh.....	5-0	4	61	15.3	28	0		
Totals	5-0	4	61	15.3	28	0		

BRANDON KNIGHT**69 • Tackle**

6-4 • 315 • 4/1/97

Indiana • UDFA-'19

NFL: 2nd Year • Cowboys: 2nd Year

Games/Starts: 2019-7/1; Career-7/1

Postseason: 2019-0/0; Career-0/0



PRO: The Dallas Cowboys signed Brandon Knight as a rookie free agent following the 2019 NFL Draft to give the former Big 10 starting right tackle an opportunity to earn a spot as a reserve offensive lineman. Knight impressed through training camp and became one-of-two (Luke Gifford) rookie free agents to earn a roster spot coming out of camp. As a rookie, Knight saw time in seven contests with one start and will look to capitalize off his experience and become a contributor on the offensive line in 2020.

TRANSACTION SUMMARY:

3/19/19: Signed with Dallas as an undrafted free agent.

2019:

- Started one of the seven games he played as a rookie, filling in at right tackle in place of La'el Collins (injuries) and seeing time on field goal units.
- Inactive the first four weeks of the season before making his NFL debut in the third quarter against Green Bay (10/6) when Collins suffered a knee injury.
- Made his first career start in place of Collins (knee) the next week at the N.Y. Jets (10/13) and helped clear the way for Ezekiel Elliott's 105 yards.
- Played only on special teams in five other games, including the finale against Washington (12/29).

COLLEGE:

- Started 26-of-41 games played at right tackle for Indiana.
- Honorable mention All-Big Ten as a senior, starting 12 games at right tackle, giving up only three sacks.
- As a junior appeared in 10 games with eight starts and helped the Hoosiers finish third in the Big Ten (35th nationally) in passing offense (265.7) and sixth in scoring offense (26.8) and total offense (395.8).
- Played in the first eight games and started six at right tackle as the offense ranked second in the Big Ten in passing offense (273.8) and third in total offense (426.0) before suffering a season-ending injury as a sophomore.
- Honorable mention BTN.com All-Freshman in 2015 after playing in 11 games at tackle and tight end and was named IU's Offensive Newcomer of the Year.

PERSONAL:

- Three-year letterwinner at Noblesville, Ind., High School where he was an Indiana Football Coaches Association Top 50 and all-state selection as a junior and senior.
- Was named Indiana Associated Press Class 6A all-state as a senior, member of the 2014 Indianapolis Star Super Team and a finalist for the Indianapolis Star Position Award (offensive line).
- Majored in sociology at Indiana.

COMMUNITY:

- 2019 Rookie Club presented by Essilor USA.
- 2019 Reliant Home Run Derby benefiting the Salvation Army.
- 2019 Dallas Cowboys U High School Camp.
- 2019 Early Thanksgiving Day Meal at The Salvation Army.

- Annual Team Holiday Hospital Visits.
- Kick Off Luncheon and Dallas Cowboys Family Cookbook benefiting Happy Hill Farm.
- Make-A-Wish Foundation of North Texas.

KNIGHT'S COWBOYS TOTALS

GAMES/STARTS: 2019 (7/1).

LOUIS-PHILIPPE LADOUCEUR

91 • Long Snapper

(LAH-doo-sahr)

6-5 • 256 • 3/13/81

California • FA-'05

NFL: 16th Year • Cowboys: 16th Year

Games/Starts: 2019-16/0; Career-237/0

Postseason: 2019-0/0; Career-9/0



STAFF

BRANDON KNIGHT

2019 SEASON

RECORDS

PLAYOFF RECORDS

HISTORY

SIDELINES

PRO: Louis-Philippe Ladouceur joined the Cowboys three games into the 2005 season and has provided consistency at long snapper since his arrival. He has played in every game since landing in Dallas (237 straight, 246 including playoffs) - second in team history (Jason Witten, 255) and has played in a club-record 237 consecutive games. Ladouceur has made clean snaps on all 2,146 tries - 1,019 punts, 646 PATs and 481 field goals in his career, including the playoffs. He earned his first career trip to the Pro Bowl following the 2014 season.



TRANSACTION SUMMARY:

- 3/24/20:** Signed a one-year contract with Dallas through 2020.
- 3/19/19:** Signed a one-year contract with Dallas through 2019.
- 3/19/18:** Signed a one-year contract with Dallas through 2018.
- 2/28/13:** Signed a five-year contract with Dallas through 2017.
- 2/14/08:** Signed a five-year contract with Dallas through 2013.
- 3/23/06:** Re-signed with Dallas.
- 9/28/05:** Signed with Dallas.
- 4/28/05:** Signed as a rookie free agent with New Orleans and released (8/29).

2019:

- Was clean once again on all snaps - 51 punts, 46 PATs and 40 field goals - playing in all 16 games for the 14th consecutive season.
- Tied Ed Jones (224) for the second-most games played in franchise history in the game against Miami (9/24).
- Played in his 235th straight game to tie Witten for the most consecutive games played in team history - against the LA Rams (12/15), then topped Witten the next week at Philadelphia (12/22).

2018:

- Snapped successfully through all 16 games on 60 punts, 36 field goal tries and 33 PATs. Also had clean snaps on nine punts, five PATs and two field goals in the postseason.
- Logged three special teams stops along with one in the postseason.
- Assisted on a tackle in the opener at Carolina (9/9), then had a tackle at Seattle (9/23).
- At Houston (10/7) played in his 210th career game for fourth in team history.
- Took over the third spot in games played (218) in team history in the game against Philadelphia (12/9).

2017:

- Played in all 16 games (12th straight season) and snapped cleanly on all 66 punts, 39 PATs and 29 field goals.
- On Thanksgiving Day against the LA Chargers (11/23), played in his 200th career game.
- Recovered his first career fumble on punt coverage in the win over Washington (11/30).

2016:

- Played in 16 games for the 11th straight season and snapped cleanly on all 61 punts, 48 PATs and 35 field goals.
- Assisted on a special teams tackle in the win at Washington (9/18) and had two on the year.

2015:

- Played in all 16 games for the 10th consecutive season and snapped cleanly on all 69 punts, 32 field goal attempts and 25 PATs.
- Notched his first special teams tackle of the season at New Orleans (10/4).

2014:

- Snapped cleanly on all punts, PATs and field goals and added a special teams tackle en route to his first career Pro Bowl selection.
- Played in his 150th career game in the win at Jacksonville (11/9) in London.
- Assisted on a special teams stop on Thanksgiving Day against Philadelphia (11/27).

2013:

- Snapped cleanly on 77 punts, 30 field goal tries and 47 PATs and added three special teams stops.
- Added his first special teams tackle against Washington (10/13), then posted tackles against Minnesota (11/3) and at New Orleans (11/10).

2012:

- Finished the season with clean snaps on 68 punts, 31 field goal attempts and 37 PAT tries.
- Worked with a new punter and holder (Brian Moorman) with Chris Jones (knee) inactive against Chicago (10/1).
- Had his lone special teams tackle on Thanksgiving Day against Washington (11/22).

- Played in his 100th career game in the loss at Philadelphia (10/30) and added a special teams tackle.
- Led the team with a pair of special teams tackles against Philadelphia (12/24).

2010:

- Was again perfect on all snaps - 32 field goals, 44 PATs and 65 punts - and added three special teams tackles.
- Had his first special teams tackle at Green Bay (11/7) along with seven clean snaps.
- Added another special teams tackle against Philadelphia (12/12).
- Had his final special teams tackle of the season in the season-ending win at Philadelphia (1/2/11).

2009:

- Was once again a model of consistency, providing clean snaps on every kick attempt through the regular and postseason - 81 punts, 36 field goal attempts and 45 field goals.
- Was in on three special teams tackles - one solo and two assists.
- Had a tackle in the AT&T Stadium opener against the N.Y. Giants (9/20), another on Thanksgiving Day against Oakland (11/26) and his third at the N.Y. Giants (12/6).
- Played in his 75th career game in the win at previously undefeated New Orleans (12/19).

2008:

- Was flawless on every snap attempt of the season while also contributing three special teams tackles.
- Collected a special teams tackle in the season opener at Cleveland (9/7).
- Made a special teams stop at Arizona (10/12) and another one at Philadelphia (12/28).

2007:

- Had clean snaps against the N.Y. Giants (9/9) with a rookie kicker (Nick Folk) and new holder (Brad Johnson).
- Had one special teams tackle and clean snaps on five PATs and five punts against St. Louis (9/30).
- Snapped cleanly on all five of Folk's kicks, including a 53-yard game-winning field goal at Buffalo (10/8).

2006:

- Made clean snaps on special teams in his first full season in Dallas.
- Recorded his first career special teams tackle at Jacksonville (9/10).
- Added one special teams tackle against Washington (9/17) and against Philadelphia (12/25).

2005 (New Orleans/Dallas):

- Made his NFL debut at Oakland (10/2) and snapped cleanly on five punts and two field goals.
- Finished the season with clean snaps on 70 punts, 25 field goals and 28 PATs.
- Saw limited time at defensive end and as the Saints long snapper through preseason.
- Finished with two tackles, one sack, a forced fumble and a special teams tackle but was released at the end of camp. He signed with Dallas on Sept. 28 and finished the season with the Cowboys.

COLLEGE:

- Played every game as Cal's deep snapper and was a key player on a special teams unit that did not allow a blocked kick in both his junior and senior seasons.
- Saw action in just two games as a sophomore and did not record any statistics.
- Played in three games for the Bears as a redshirt freshman.

PERSONAL:

- Was born in Montreal, Canada, and played at Notre Dame High School and John Abbott College in Pointe-Claire, Montreal, Canada.
- As a defensive lineman, had 48 tackles, 7.0 sacks, three blocked field goals, one blocked punt and a fumble recovery which he returned 35 yards for a touchdown as a senior.
- Earned his bachelor's degree in earth and planetary science and his master's degree in education from Cal.
- Fluent in French.
- He and his wife, Brooke, were married on April 20, 2012 and have a daughter, Annabelle, and a son, Wyatt.

COMMUNITY:

- 2005 Dallas Cowboys Rookie Club.
- 2011-12, 2015 Taste of the NFL: The Ultimate Cowboys Tailgate Party benefiting the North Texas Food Bank.
- 2012-19 Dallas Cowboys U High School Camp.
- 2014 NFL Play 60 clinic, London, England.
- 2014 Fan Appreciation Pep Rally, London, England.
- 2017 The Salvation Army Disaster Relief Telethon for Hurricane Harvey.
- Dallas Cowboys Draft Day/Fan Appreciation Party.
- Annual Team Holiday Hospital Visits.
- Kickoff Luncheon and Dallas Cowboys Family Cookbook benefiting Happy Hill Farm.
- Make-A-Wish Foundation of North Texas.
- Salvation Army Angel Tree Christmas Program.

LADOUCEUR'S COWBOYS TOTALS

GAMES/STARTS (regular season, playoffs): 2005 (13/0); 2006 (16/0, 1/0); 2007 (16/0, 1/0); 2008 (16/0); 2009 (16/0, 2/0); 2010 (16/0); 2011 (16/0); 2012 (16/0); 2013 (16/0); 2014 (16/0, 2/0); 2015 (16/0); 2016 (16/0, 1/0); 2017 (16/0); 2018 (16/0, 2/0); 2019 (16/0).
Total: 237/0, 9/0.

ADDITIONAL STATISTICS

Special Teams Tackles – 2006 (0-3-3), 2007 (3-0-3), 2008 (2-1-3), 2009 (1-2-3), 2010 (1-2-3), 2011 (3-2-5), 2012 (1-0-1), 2013 (2-1-3), 2014 (0-1-1), 2015 (1-0-1), 2016 (0-2-2), 2017 (0-1-1, 1 FR), 2018 (2-1-3). **Total: (16-16-32, 1 FR).**
Playoffs – 2018 (0-1-1).

DEMARCUS LAWRENCE

90 • Defensive End

6-3 • 250 • 4/28/92

Boise State • D2-'14 (34th overall)

NFL: 7th Year • Cowboys: 7th Year

Games/Starts: 2019-16/16; Career-80/63

Postseason: 2019-0/0; Career-5/2



2017 2018

PRO: With an immediate need for an impact player at right defensive end, the Dallas Cowboys packaged their original second (47th overall) and third round (78th overall) draft choices and moved up in the second round of the 2014 NFL Draft in a trade with Washington to select DeMarcus Lawrence with the 34th overall pick. He was given the opportunity to compete for a starting spot during his first training camp, but a broken foot suffered in practice landed him on the Reserve/Injured-Returnable list, forcing him to miss the first eight games of the season. He played in seven regular season games, missing one with an injured chest, and both playoff games, tallying 11 tackles, one for a loss and six pressures. He had two sacks, two fumble recoveries and a forced fumble in the postseason. In 2015 Lawrence earned the starting nod at end, and finished with 13 starts in 16 games played, leading the team with 8.0 sacks. He was suspended for the first four games of the 2016 season, then limited with a back injury as the season came to an end, playing nine games with three starts. Lawrence was named to his first career Pro Bowl in 2017 after tying for second in the NFL with a career-best 14.5 sacks and team-leading 52 pressures - the most by a Cowboys defender in a single-season since Charles Haley had 52 in 1994. He earned his second consecutive Pro Bowl selection following the 2018 season after pacing the team with 10.5 sacks, 12 tackles for losses and 39 hurries. Leading up to training camp in 2019, Lawrence signed a five-year contract to keep him in Dallas for years to come. He then finished the 2019 season starting all 16 games - second consecutive, third time overall - and posting 40 tackles, 5.0 sacks (second on the team) with a team-best nine tackles for losses and 36 pressures (second).

TRANSACTION SUMMARY:

- 4/9/19:** Signed a five-year contract extension through 2023.
- 3/8/18:** Signed a one-year contract with a franchise player tag.
- 9/2/14:** Placed on Reserve/Injured-Returnable with a foot injury and activated (11/1).
- 5/9/14:** Drafted in the second round (34th overall) by Dallas.

2019:

- Signed a five-year contract extension in April, keeping him a Cowboy through 2023.
- Selected as a team captain and started all 16 games for the third time in his career - second consecutive - and notched 40 tackles, 5.0 sacks - second on the team - nine tackles for losses - first - 36 pressures - second - three breakups, two fumble recoveries and two forced fumbles.
- Recovered fumbles in the opener against the N.Y. Giants (9/8) and against Miami (9/22).
- Had his first full sack of the season in the Dolphins game, then had a season-best six tackles with two hurries against Minnesota (11/10).

2018:

- Selected to his second straight Pro Bowl, starting 15-of-16 games played and leading the team in sacks (10.5), tackles for loss (12) and hurries (39) while adding 47 tackles (seventh on the team), one interception, two forced fumbles and one fumble recovery.
- Logged consecutive double-digit sack totals for the first time in his career and the first Cowboy since DeMarcus Ware logged five straight (2007-11).
- Opened the season with sacks in each of the first two games, playing in his 50th career game in Week 2 against the N.Y. Giants (9/16).
- Tied his career-high with 3.0 sacks against Detroit (9/30) for ninth on the Cowboys all-time sack list (29.0).
- Had a career-best five tackles for loss to go with three tackles and a pressure at Washington (10/21).
- Added four tackles and a sack/forced fumble against Tennessee (11/5).
- Reached 10.0 sacks on the season with a sack/fumble in the finale at the N.Y. Giants (12/30).

2017:

- Named to his first career Pro Bowl after tying for second in the NFL with a career-best 14.5 sacks and team-leading 52 pressures - the most by a Cowboys defender in a single-season since Charles Haley had 52 in 1994.
- Named NFC Defensive Player of the Month (September) with a league-best 6.5 sacks in the first three games.
- In the opener against the N.Y. Giants (9/10), had his second career multi-sack game (1.5), with two tackles, one for a loss and a breakup.
- Had his third career - second consecutive - multi-sack game, finishing at Denver (9/17) with 2.0 along with five tackles, four hurries and a forced fumble that was recovered by Maleik Collins and led to a Dallas touchdown.
- Was named NFC Defensive Player of the Week after his career-best 3.0-sack performance at Arizona (9/25). Became just the third NFL player (Mark Gastineau, 1984, and Kevin Greene, 1998) to have three multi-sack games in each of the first three games of a season. Added a career-best seven pressures.
- Logged a sack in his fourth consecutive game along with four tackles, one for a loss, two hurries and a forced fumble against the LA Rams (10/1), then added a sack (fifth straight game), a tackle for loss, one pressure and one tackle against Green Bay (10/8).
- Extended his sack streak to six games, becoming the ninth NFL defender (10th time overall) to record a sack in each of the first six games of the season, with one at San Francisco (10/22). Forced and recovered a fumble on the sack to go with three tackles and a pressure.

STAFF
DEMARCUS LAWRENCE
2019 SEASON
RECORDS
PLAYOFF RECORDS
HISTORY
SIDELINES

- Added a sack in his seventh straight game - second Cowboy, seventh in league history - with a sack in each of the first seven games of a season with one at Washington (10/29).
- Notched his fifth career multi-sack game with 2.0, along with a forced fumble, two tackles, one for a loss and five pressures against Washington (11/30).
- Added five pressures and five tackles in the win at the N.Y. Giants (12/10), then had a sack - his 14.5 for the season, fourth-highest in team history - against Seattle (12/24).

2016:

- Played in nine games (three starts), missing the first four due to a league-mandated suspension, and the final three with a back injury - finishing with eight tackles, one sack, a forced fumble and 13 hurries.
- Served a four-game suspension to start the year and returned for the win against Cincinnati (10/9).
- Had three tackles, a sack, two stops for losses, a pressure and a forced fumble in the win at Pittsburgh (11/13).
- Had his first start of the year in the win over Baltimore (11/20) with one hurry.
- Logged a team-best five hurries in the Thursday night win at Minnesota (12/1).
- Missed the final three games of the regular season (back) but returned for the Divisional Playoff Game against Green Bay (1/15/17) and had three tackles, one for a loss and two pressures as a reserve.

2015:

- Played in all 16 games with 13 starts and led the team with 8.0 sacks, was second with 31 pressures, third with eight tackles for losses and eighth with 56 tackles.
- Made his first career start and posted a pair of tackles with a hurry in the opening win over the N.Y. Giants (9/13).
- Posted four tackles, three pressures and his first career regular season sack at New Orleans (10/4).
- Logged his first career multi-sack game with 2.0 at Washington (12/7). The first was on the first play of the game, and his second was on the third play on which he also forced his first career fumble. Added two more tackles, one stop for loss and a hurry before the day ended.
- Had five tackles, a sack and two hurries at Green Bay (12/13) then added his third straight game with a sack, posting one, with four tackles, four stops for losses and a hurry against the N.Y. Jets (12/19).
- Had a sack in his fourth straight game, finishing with one along with five tackles and two hurries at Buffalo (12/27).
- Tied his season-high with six tackles along with two pressures in the season-ending loss to Washington (1/3/16).

2014:

- Landed on Reserve/Injured-Returnable as the season opened after breaking his foot in a training camp practice.
- Played in seven regular season games, posting 11 tackles, one for a loss, and six pressures.
- Played in both playoff games, finishing with one stop, 2.0 sacks, two fumble recoveries, a hurry and a forced fumble.
- Made his NFL debut against Arizona (11/2) and posted three tackles and a pressure.
- Had three tackles and a season-best three hurries in the season-ending win at Washington (12/28).
- In the Wild Card Playoff Game against Detroit (1/4/15), had the game-sealing play on a sack/fumble that he also recovered. Finished with one tackle, the sack and forced fumble, one pressure and two fumble recoveries.
- Posted a sack in the Divisional Playoff Game at Green Bay (1/11/15).

COLLEGE:

- First-team All-Mountain West and was named Boise State's Most Valuable Defensive Player, ranking third on the team with 72 tackles and forced three fumbles after starting each of his 12 games played as a junior.
- As a sophomore, started each of his 11 games played during his debut season with the Broncos and was named the team's Most Outstanding Defensive Lineman after transferring from Butler Community College.
- Named first-team All-Mountain West after recording team highs with 13 tackles for loss and 9.5 sacks, while also leading all Bronco defensive linemen with 48 tackles.
- Earned second-team NJCAA All-America honors and was named first-team All-Jayhawk Conference, finishing with 69 tackles and team highs with 21 tackles for loss and 12.0 sacks at Butler Community College.
- Redshirted as a true freshman.

PERSONAL:

- Attended Silver Bluff High School in Aiken, S.C.
- Was a North-South All-Star selection his senior year in high school after playing tight end, offensive tackle and defensive end for the Bulldogs.
- Recorded 97 tackles and 3.0 sacks from the defensive tackle position during as a senior.
- Has three children, and he and his wife, Sasha were married in the spring of 2019.
- Majored in communication at Boise State.

COMMUNITY:

- 2014 Rookie Club presented by UnitedHealthcare.
- 2014 NFL PLAY 60 FITNESSGRAM® school visit.
- 2014 Home Run Derby Competition benefiting the Salvation Army.
- 2014-19 Dallas Cowboys U High School Camp.
- 2014 NFL Play 60 clinic, London, England.
- 2014 Fan Appreciation Pep Rally, London, England.
- 2015-16, 2020 Served an early Thanksgiving Meal at The Salvation Army.
- 2017 Dallas Cowboys Draft Day/Fan Appreciation Party.
- 2017 The Salvation Army Disaster Relief Telethon for Hurricane Harvey.
- 2017-18 Bike Donation to Elementary School kids presented by Academy Sports.
- 2018-19 NFL My Cause My Cleats Campaign.
- 2019 Hosted youth football camp in Aiken, S.C.
- 2020 Cowboys Draft Live virtual draft party.
- Annual Team Holiday Hospital Visits.
- Kick Off Luncheon and Dallas Cowboys Family Cookbook benefiting Happy Hill Farm.
- Make-A-Wish Foundation of North Texas.
- Salvation Army Angel Tree Christmas Program.

LAWRENCE'S COWBOYS TOTALS

Year Team	GP-GS	DEFENSE										INTERCEPTIONS				FUMBLES REC			
		ST	AT	TT	Sks-Yds	Tkl/Ls	QB Prs	PBU	FF	No	Yds	Avg	Lg	Td	No	Yds	Avg	Lg	TD
2014 Dallas	7-0	6	5	- 11	0.0(0)	1(-4)	6	0	0	0	0	0.0	0	0	0	0.0	0	0	0
2015 Dallas	16-13	28	28	- 56	8.0(-71)	8(-16)	31	0	1	0	0	0.0	0	0	0	0.0	0	0	
2016 Dallas	9-3	5	3	- 8	1.0(-8)	3(-15)	13	0	1	0	0	0.0	0	0	0	0.0	0	0	
2017 Dallas	16-16	24	19	- 43	14.5(-160)	6(-11)	52	1	4	0	0	0.0	0	2	0	0.0	0	0	
2018 Dallas	16-15	26	21	- 47	10.5(-74)	12(-21)	39	2	2	1	13	13.0	13	0	5	5.0	5	0	
2019 Dallas	16-16	25	15	- 40	5.0(-24)	9(-26)	36	3	2	0	0	0.0	0	2	0	0.0	0	0	
Totals	80-63	114	91	- 205	39.0(-337)	39(-93)	177	6	10	1	13	13.0	13	5	5	1.0	5	0	
Playoffs																			
2014 Dallas	2-0	1	0	- 1	2.0(-21)	0(0)	1	0	1	0	0	0.0	0	2	0	0.0	0	0	
2016 Dallas	1-0	1	2	- 3	0.0(0)	1(-5)	2	0	0	0	0	0.0	0	0	0	0.0	0	0	
2018 Dallas	2-2	6	2	- 8	0.0(0)	2(-5)	5	0	0	0	0	0.0	0	0	0	0.0	0	0	
Totals	5-2	8	4	- 12	2.0(-21)	3(-10)	8	0	1	0	0	0.0	0	2	0	0.0	0	0	

SINGLE-GAME HIGHS

Tackles – 6, four times, last vs. Minnesota, 11/10/19
Solo Tackles – 5 vs. Seattle, 11/1/15
Sacks – 3.0 at Arizona, 9/25/17 and vs. Detroit, 9/30/18
Tackles for Loss – 5 at Washington, 10/21/18
QB Pressures – 7 at Arizona, 9/25/17

LAWRENCE'S SACKS BY QUARTERBACK
(41.0 total, 39.0 regular; 2.0 post)

Kirk Cousins.....5.0	Jameis Winston.....2.0	Daniel Jones.....1.0	Carson Wentz.....1.0
Eli Manning.....4.0	Russell Wilson.....1.5	Marcus Mariota.....1.0	Josh Allen.....0.5
Carson Palmer.....3.0	Teddy Bridgewater.....1.0	Cam Newton.....1.0	Colt McCoy.....0.5
Matthew Stafford.....3.0	C.J. Beathard.....1.0	Ben Roethlisberger.....1.0	Playoffs (2.0)
Matt Ryan.....2.5	Drew Brees.....1.0	Josh Rosen.....1.0	Aaron Rodgers.....2.0
Aaron Rodgers.....2.0	Ryan Fitzpatrick.....1.0	Ryan Tannehill.....1.0	Matthew Stafford.....1.0
Trevor Siemian.....2.0	Jared Goff.....1.0	Tyrod Taylor.....1.0	

LAWRENCE'S CAREER GAME-BY-GAME DEFENSE

Game	2014 (Dallas)									
	ST	AT	TT	Sks-Yds	Tkl/Ls	QB Prs	PBU			
L-SF 9/7	RESERVE/INJURED-Returnable (Foot)									
W-@ Ten 9/14	RESERVE/INJURED-Returnable (Foot)									
W-@ STL 9/21	RESERVE/INJURED-Returnable (Foot)									
W-NO 9/28	RESERVE/INJURED-Returnable (Foot)									
W-Hou 10/5	RESERVE/INJURED-Returnable (Foot)									
W-@ Sea 10/12	RESERVE/INJURED-Returnable (Foot)									
W-NYG 10/19	RESERVE/INJURED-Returnable (Foot)									
L-Was 10/27	RESERVE/INJURED-Returnable (Foot)									
L-Ari 11/2	2	1	- 3							
W-@ Jac 11/9 (Lon.)	0	1	- 1			1				
W-@ NYG 11/23	1	0	- 1		1(-4)					
L-Phi 11/27	1	0	- 1							
W-@ Chi 12/4	INACTIVE/INJURED-Chest									
W-@ Phi 12/14										
W-Ind 12/21	1	1	- 2			1				
W-@ Was 12/28	1	2	- 3			3				
Totals	6	5	- 11		1(-4)	6				
Playoffs										
W-Det 1/4/15	1	0	- 1	1.0(-11)		1				
L-@ GB 1/11/15	1.0(-10)									
Totals	1	0	- 1	2.0(-21)		1				

Game	2015 (Dallas)									
	ST	AT	TT	Sks-Yds	Tkl/Ls	QB Prs	PBU			
W- NYG 9/13	0	2	- 2							
W-@ Phi 9/20	3	2	- 5		1(-6)	2				
L-Atl 9/27	1	1	- 2			1				
L-@ NO 10/4	2	2	- 4	1.0(-9)		3				
L-NE 10/11	0	1	- 1			3				
L-@ NYG 10/25	1	3	- 4			1				
L-Sea 11/1	5	0	- 5		2(-4)	3				
L-Phi 11/8	3	3	- 6			2				
L-@ TB 11/15	2	0	- 2	1.0(-14)		3				
W-@ Mia 11/22	1	0	- 1	1.0(-22)		2				
L-Car 11/26	1	1	- 2			2				
W-@ Was 12/7	2	0	- 2	2.0(-15)	1(-2)	1				
L-@ GB 12/13	3	2	- 5	1.0(-6)		2				
L-NYJ 12/19	1	3	- 4	1.0(0)	4(-4)	1				
L-@ Buf 12/27	1	4	- 5	1.0(-5)		2				
L-Was 1/3/16	2	4	- 6			2				
Totals	28	28	- 56	8.0(-71)	8(-16)	31				

LAWRENCE'S CAREER GAME-BY-GAME, CONT.

Game	2016 (Dallas)						
	ST	AT	TT	Sks Yds	Tk/ Ls	QB Prs	PBU
L-NYG 9/11				RESERVE/SUSPENDED			
W-@ Was 9/18				RESERVE/SUSPENDED			
W-Chi 9/25				RESERVE/SUSPENDED			
W-@ SF 10/2				RESERVE/SUSPENDED			
W-Cin 10/9							1
W-@ GB 10/16							1
W-Phi 10/30							
W-@ Cle 11/6	1	1	2			1(-2)	1
W-@ Pit 11/13	2	1	3	1.0(-8)	2(-13)	1	1
W-Bal 11/20							2
W-Was 11/24	2	1	3				1
W-@ Min 12/1							5
L-@ NYG 12/11							1
W-TB 12/18				INACTIVE/INJURED-Back			
W-Det 12/26				INACTIVE/INJURED-Back			
L-@ Phi 1/1/17				INACTIVE/INJURED-Back			
Totals	5	3	8	1.0(-8)	3(-15)	13	

Playoffs	ST	AT	TT	Sks Yds	Tk/ Ls	QB Prs	PBU
L-GB 1/15/17	1	2	3			1(-5)	2

Game	2017 (Dallas)						
	ST	AT	TT	Sks Yds	Tk/ Ls	QB Prs	PBU
W-NYG 9/10	1	1	2	1.5(-10)	1(-1)	2	
L-@ Den 9/17	3	2	5	2.0(-29)		4	
W-@ Ari 9/25	2	0	2	3.0(-24)		7	
L-LAR 10/1	2	2	4	1.0(-11)	1(-4)	2	
L-GB 10/8	0	1	1	1.0(-16)	1(-1)	1	
W-@ SF 10/22	1	2	3	1.0(-14)		1	
W-@ Was 10/29				1.0(-11)		3	
W-KC 11/5	1	1	2			4	
L-@ Atl 11/12	3	2	5	1.0(-11)		3	
L-Phi 11/19	2	1	3		1(-2)	2	1
L-LAC 11/23	1	3	4		1(-1)		
W-WAS 11/30	2	0	2	2.0(-12)	1(-2)	5	
W-@ NYG 12/10	4	1	5			5	
W-@ Oak 12/17	1	2	3			6	
L-SEA 12/24	1	0	1	1.0(-22)		2	
W-@ Phi 12/31	0	1	1			5	
Totals	24	19	43	14.5(-160)	6(-11)	52	1

Game	2018 (Dallas)						
	ST	AT	TT	Sks Yds	Tk/ Ls	QB Prs	PBU
L-@ Car 9/9	4	1	5	1.0(-7)		2(-2)	1
W-NYG 9/16				1.0(-9)		1(-2)	3
L-@ Sea 9/23	2	3	5	0.5(-5)			3
W-Det 9/30	3	1	4	3.0(-21)	1(-1)	1	1
L-@ Hou 10/7	1	2	3				2
W-Jac 10/14	1	0	1				5
L-@ Was 10/21	2	1	3		5(-11)	1	1
L-Ten 11/5	1	3	4	1.0(-8)			1
W-@ Phi 11/11	2	0	2		1(-3)	3	3
W-@ Atl 11/18	1	1	2	1.5(-11)		2	1
W-Was 11/22	1	1	2	0.5(-2)		3	1
W-NO 11/29	2	2	4				2
W-Phi 12/9	2	4	6		2(-2)	3	2
L-@ Ind 12/16	2	0	2				4
W-TB 12/23	1	1	2	1.0(-8)			5
W-@ NYG 12/30	1	1	2	1.0(-3)			
Totals	26	21	47	10.5(-74)	12(-21)	39	2

Playoffs	ST	AT	TT	Sks Yds	Tk/ Ls	QB Prs	PBU
W-Sea 1/5/19	5	1	6			2(-5)	3
L-@ LAR 1/12/19	1	1	2				2
Totals	6	2	8			2(-5)	5

Game	2019 (Dallas)						
	ST	AT	TT	Sks Yds	Tk/ Ls	QB Prs	PBU
W-NYG 9/8	2	0	2	0.5(-2)			3
W-@ Was 9/15	0	1	1				3
W-Mia 9/22	0	2	2	1.0(-3)	1(-2)	4	4
L-@ NO 9/29	1	2	3	1.0(-1)			
L-GB 10/6	1	0	1				3
L-@ NYJ 10/13	2	1	3				
W-Phi 10/20	0	3	3	1.0(-7)	1(-2)	2	
W-@ NYG 11/4	1	2	3	1.0(-7)	1(-2)	4	
L-Min 11/10	5	1	6		2(-5)	2	1
W-@ Det 11/17	3	0	3		1(-6)	4	
L-@ NE 11/24	2	1	3		1(-4)	2	
L-Buf 11/28	3	0	3	0.5(-4)	1(-3)	1	
L-@ Chi 12/5	2	0	2				1
W-LAR 12/15	0	1	1		1(-2)	3	
L-@ Phi 12/22	3	0	3				3
W-Was 12/29	0	1	1				1
Totals	25	15	40	5.0(-24)	9(-26)	36	3

SEAN LEE

50 • Linebacker

6-2 • 245 • 7/22/86
 Penn State • D2-'10 (55th overall)
 NFL: 11th Year • Cowboys: 11th Year
 Games/Starts: 2019-16/13; Career-109/90
 Postseason: 2019-0/0; Career-3/1



PRO: Sean Lee, selected in the second round (55th overall) of the 2010 NFL Draft by the Dallas Cowboys, spent his rookie season learning behind solid veteran inside linebackers Keith Brooking and Bradie James. He became a full-time starter on the inside in 2011. As a first-time starter, Lee paced the defense with 131 tackles - 52 more than the second place finisher - and tied for the team lead in tackles for losses (eight), interceptions (four) and fumble recoveries (two). Six weeks into his third season, his 77 tackles were a club high, but a toe injury suffered at Carolina (10/21) slammed the brakes on his season. After undergoing surgery to repair the injury and spending the end of the 2012 season and beginning of the 2013 offseason rehabbing, Lee returned to full health in 2013 and resumed his role as the leader of the defense. He again led the team in tackles (123) at the time, but suffered a hamstring and neck injury that sidelined him for a total of five games. Lee worked hard to return for 2014 but suffered a torn ACL in a spring practice that sidelined him for the season. He

again dug in and spent the season rehabbing and moved to the weakside in 2015 to start 14 games, missing two with injury, and he paced the club with 156 tackles and 11 stops for losses and earned his first trip to the Pro Bowl. In 2016 Lee again led the team in tackles, posting a career-best 174 stops en route to his second consecutive Pro Bowl appearance and AP first-team All-Pro honors. For the third consecutive season - fifth time overall - Lee led the team in tackles, finishing 2017 with 118 while also topping the defense with a career-best 13 tackles for loss. The 2018 season saw Lee take on a different role as a hamstring injury kept him from nine games, and he became a mentor to Jaylon Smith and rookie Leighton Vander Esch. Lee posted 37 tackles, a half sack, one tackle for a loss, two pressures and a breakup. In 2019 Lee moved to the weakside and into a parttime playing role, but with injuries to Vander Esch, Lee started 13 of the career-high 16 games he played and was second on the defense with 109 tackles.

TRANSACTION SUMMARY:

- 3/24/20:** Signed a one-year contract with Dallas through 2020.
7/1/14: Placed on Reserve/Injured with a knee injury.
8/22/13: Signed a seven-year contract extension through 2019.
10/24/12: Placed on Reserve/Injured with a toe injury.
4/23/10: Drafted in the second round (55th overall) by Dallas.

2019:

- Started 13-of-16 games and was second with 109 tackles along with one sack, four tackles for losses, eight pressures, four pass breakups and an interception.
- Against Philadelphia (10/20) played in his 100th career game and led the team in tackles (11) with a breakup.
- Became the eighth defender in team history to reach 900 career tackles, finishing the game at the N.Y. Giants (11/4) with 12.
- Notched 13 tackles with one for a loss on Thanksgiving Day against Buffalo (11/8), then had a team-best 10 tackles with a career-high six pressures at Chicago (12/5).
- Had his first career game with a sack and an interception, adding five tackles and a breakup against the LA Rams (12/15).
- Had a season-high 16 tackles to top 100 for the sixth time in his career - at Philadelphia (12/22).

2018:

- Selected as a team captain and started five of the seven games he played as a hamstring injury limited him.
- Tallied 37 tackles (ninth on the team), one tackle for a loss, a half sack, two pressures, one breakup and a fumble recovery.
- In his 75th career start, had 10 tackles, a half sack, one tackle for a loss and a pressure before a hamstring injury sidelined him in the second half at Seattle (9/23).
- Missed three games with the hamstring injury, returned at Washington (10/21) and led the team with eight stops.
- Had one tackle before a hamstring injury forced him from the game against Tennessee (11/5).
- Returned to the field at Indianapolis (12/16) and played seven snaps.

2017:

- Started all 11 games he played, missing five with a hamstring injury, but led the defense with 118 tackles. It was the fifth time in his career - third straight - leading the team and his third straight 100-tackle season - most by a Cowboy since Bradie James had a streak of six consecutive 100-tackle seasons (2005-10).
- Also led the team with a career-best 13 tackles for losses and had one interception.
- Selected as a team captain.
- Had three straight double-digit tackle games to open the season, leading the team in two of them, before a hamstring injury in the fourth quarter at Arizona (9/25) sidelined him for two games.
- Returned at San Francisco (10/22) and had eight tackles with two for losses, then had a team-best 14 tackles in the win against Kansas City (11/5).
- Had one tackle in eight plays at Atlanta (11/12) before a hamstring injury sidelined him. Missed the next three games, returned at the N.Y. Giants (12/10) with a season-high 20 tackles, one for a loss, a breakup, and a pick.
- Topped 100 tackles on the season - fifth time, third consecutive - and reached 800 career tackles, finishing with 14 stops - two for losses - against Seattle (12/24).
- Closed the season with four consecutive 10-plus tackle games.

2016:

- Started all 15 games he played, missing the season finale (coach's decision) and led the team with a career-high 174 tackles and 12 tackles for losses.
- Named to the AP All-Pro first-team and earned his second consecutive trip to the Pro Bowl as an injury replacement for Luke Kuechly.
- Selected as a team captain.
- Led the team with 15 tackles in the season opener against the N.Y. Giants (9/11), then paced the team with 10 tackles and a breakup in the win at Washington (9/18).
- In his 50th career start, led the team with 10 tackles along with one for a loss at San Francisco (10/2).
- Topped 600 career tackles, leading the team with 14 and a breakup in the win at Green Bay (10/16).
- In his return to Pittsburgh (11/13), finished second on the team with nine tackles along with two for losses.
- Led the team with 20 tackles, including 12 solo, to go with one for a loss and a hurry on Thanksgiving Day against Washington (11/24).
- Established a club record with 22 tackles, including a club-record 17 solo stops, at the N.Y. Giants (12/22). Also had a tackle for a loss, a pressure and a fumble recovery.
- Had a team-best 12 tackles with one for a loss and a pressure against Tampa Bay (12/18). Logged his 700th career tackle in the game.
- Made his postseason debut in the Divisional Playoff Game against Green Bay (1/15/17) and led the team with seven tackles along with two for a loss and a hurry.

2015:

- Started all 14 games he played, missing two due to injury, and led the squad in both tackles (156) and tackles for losses (11). Also logged the first 2.5 sacks of his career with six pressures five breakups and an interception.
- Earned his first career Pro Bowl nod after Justin Houston (Kansas City) backed out due to injury.
- Returned to the playing field in the season-opening win over the N.Y. Giants (9/13) as the starting weakside linebacker and tallied nine tackles with a stop for a loss.
- Named NFC Defensive Player of the Week at Philadelphia (9/20) with a team-best 14 tackles (10 solo), two stops for losses, two breakups, a pressure and the team's first takeaway of the season. Intercepted a pass in the end zone to thwart an Eagles scoring drive.
- Led the team against Atlanta (9/27) with 11 tackles to put him over 400 stops for his career. Also posted his first career sack to go with a pair of pressures.

- Made his 50th career appearance and tallied three tackles before leaving the game at New Orleans (10/4) in the second quarter with a concussion.
- Had nine tackles, two stops for losses, one sack, a breakup and a pressure at Washington (12/7). Reached 100 tackles on the season for the third time of his career.
- One-of-five tacklers with double-digit stops at Green Bay (12/13), posting a team-best 12, with one for a loss.
- Recorded his 500th tackle, leading the team with a season-best 18 tackles, against the N.Y. Jets (12/19).
- Led the team with 17 tackles, including a season-high 13 solos, along with a half sack and a pair of stops for losses at Buffalo (12/27).

2014:

- Tore his ACL in an off-season practice and missed the entire season while rehabbing.

2013:

- Started the first 10 games of the season before a hamstring injury sidelined him for two games and was leading the team with 115 tackles until the injury. Returned at Chicago (12/9) but suffered a neck injury that forced him from the Bears game as well as the final three contests. Was second on the squad with 123 tackles and led the team, tied for 11th in the NFL, with four interceptions.
- Earned NFC Defensive Player of the Month (October), totaling 52 tackles, three for losses, three interceptions, two pressures and four deflections in the four games.
- At San Diego (9/29) led the team and tied a then club record (Eugene Lockhart and Lee) with 21 tackles, including 16 solo, along with a tackle for a loss, a pass breakup and an interception he returned a career-long 52 yards for his second career touchdown.
- Led the team with 18 tackles with one for a loss against Denver (10/6), then posted double-digit tackles and led the team for the fourth straight week (12), along with one for a loss, against Washington (10/13).
- Earned NFC Defensive Player of the Week at Philadelphia (10/20) with a team-high 11 tackles, with one for a loss, a breakup and an interception he returned 33 yards.
- Tied for second on the team with 11 tackles with two breakups and two interceptions at Detroit (10/27). Returned one pick 74 yards - the sixth-longest interception return by a Cowboy since 1991 and the second-longest by a linebacker in club history. His 74 interception return yards were a career-high.
- Led the team with 13 tackles with a tackle for a loss against Minnesota (11/3). Reached 100 tackles for the second time in his career.

2012:

- Finished fourth on the defense with 77 tackles despite playing in and starting just six games after suffering a season-ending toe injury in Week 7.
- Added two tackles for loss, eight pressures, one interception, two pass breakups and a forced fumble.
- Led the team with 14 tackles and forced a fumble in the opener at the N.Y. Giants (9/5).
- Tied Lee Roy Jordan's old club record (against Philadelphia, 9/26/71) with 21 stops, 15 solos, at Seattle (9/16).
- Notched the first interception of the season for the defense - seventh of his career - and tied for the team lead with 11 tackles - his third consecutive double-digit tackle game - with two pressures and a pass breakup in the home-opening win over Tampa Bay (9/23).
- Led the team with his fourth double-digit tackle game of the season (17) against Chicago (10/1).
- At Baltimore (10/14) led the team with eight tackles and had a single-game career-high six pressures.
- Suffered a toe injury early in the third quarter and did not return at Carolina (10/21) but finished with six tackles, one for a loss and a pass breakup.
- Was placed on Reserve/Injured with the toe injury on Oct. 24 and underwent surgery Oct. 30.

2011:

- Became the starter and the quarterback of the defense and paced the squad with 131 tackles while tying for the lead in tackles for losses (eight), interceptions (four) and fumble recoveries (two).
- Started all 15 games he played, missing one after dislocating his left wrist at Philadelphia (10/30).
- Led or tied for the team lead seven times and racked up double-digit tackle figures on six occasions.
- Made the first start of his career in place of Brooking in the season opener at the N.Y. Jets (9/11) and led the team with 15 tackles - his first professional double-digit tackle game. Also intercepted his third career pass that he returned 37 yards to set up Dallas at the one-yard line and added two special teams tackles.
- Had a team-best 13 tackles with a tackle for a loss, his second interception of the season and a fumble recovery on Washington's (9/26) final drive to seal the win for Dallas in the home opener.
- Led the team with a then career-high 19 tackles (15 solo) - tied for third in team history in total tackles and tied for second in solo to date - with a pressure and his third interception of the season at New England (10/16).
- Suffered a wrist injury at Philadelphia (10/30) which put him on the bench for the final three quarters. Returned against Buffalo (11/13) and tied for second on the team with five tackles.
- Notched his fourth pick of the year and tied for the team lead with nine tackles against the N.Y. Giants (12/11).

2010:

- Despite suffering through injuries in the preseason and early in the season, played in 14 games as a rookie and finished 11th on the team with 45 tackles while placing fifth with three tackles for losses and tied for third with two interceptions with one returned for a touchdown.
- Made his NFL debut on special teams in the opener at Washington (9/12) but did not record any stats.
- Returned after the bye (hamstring injury) against Tennessee (10/10) to record his first career tackle, along with a tackle for a loss and his first special teams stop.
- Tallied four tackles, one tackle for a loss, forced his first career fumble - recovered by Jason Hatcher that led to a Dallas touchdown - and one special teams stop in the win against Detroit (11/21).
- Had a career day in the overtime win at Indianapolis (12/5), contributing nine tackles, three pass breakups and picking off the first two passes of his career.
- At the Colts, his first interception came in the third quarter, one he returned 31 yards for his first career touchdown. His second came in overtime to set up Dallas' game-winning field goal. His two interceptions marked the first multiple interception game by a Cowboy since Terence Newman had two against the N.Y. Giants (12/14/08) and the first by a Dallas rookie since Newman had three at Washington (12/14/03).
- Became the 11th Dallas rookie with two interceptions in a game - the 10th with one returned for a score.

COLLEGE:

- Totaled 324 tackles, 11.0 sacks, 28.5 tackles for losses, four forced fumbles, six fumble recoveries, three interceptions and 16 breakups in 44 games played with 33 starts at Penn State.
- Earned All-Big Ten Conference second-team honors and was an academic All-Big Ten choice after starting eight-of-10 games to post 86 tackles, 2.0 sacks and was second on the squad with 11 tackles for losses in his senior season. Also recovered a fumble, notched an interception and deflected seven passes.
- Tore the ACL in his right knee in an April 2008 practice and was sidelined for his senior season, taking a medical redshirt season. Selected as an honorary captain by teammates, despite missing the entire season, and traveled to every away game as one-of-70 allowable players to dress. Served as a "coach" on the sidelines.
- As a junior extended his streak of starts to all 26 games over two seasons, ranking second in the Big Ten with 138 tackles, trailing only teammate Dan Connor (145), and giving Penn State just its third pair of century-busting tacklers since tackle records began being kept in 1969.
- Was selected a first-team All-American by *Pro Football Weekly*, was a two-time Big Ten Defensive Player of the Week honoree in 2007, earned second-team all-conference honors and earned *ESPN The Magazine* Academic All-District honors.
- Started every game as a sophomore to help Penn State defense rank in the top-15 nationally in rushing, scoring and total defense.
- Recorded 90 tackles, good for third on the squad, with eight tackles for losses, 5.5 sacks, two fumble recoveries, two forced fumbles, one interception and two pass breakups.
- Played in eight games as a freshman at left outside linebacker, recording 11 tackles.

PERSONAL:

- Was a first-team Associated Press Class AAAA all-state selection at Upper St. Clair High School in Pittsburg, Pa.
- Was the 2005 *Pittsburgh Post-Gazette* High School Male Athlete of the Year and was honored at the prestigious Dapper Dan Dinner in 2006, and also was named to the *Pittsburgh Tribune-Review* Terrific 25 and played in the 2005 Big 33 Classic against Ohio.
- Upper St. Clair combined to go 31-4 during his three years as a starter, including 11-1 as a senior.
- Ran for 1,240 yards and 21 touchdowns on 187 carries for a superlative 6.6 average and posted 95 tackles and four interceptions at safety during his senior season.
- Also excelled on the basketball court, leading the Panthers to a 75-12 record in three seasons as a starter.
- One of a select few athletes in the past 25 years to be selected to the *Post-Gazette* Fabulous 22 football team and the Fabulous Five basketball team.
- Graduated with a degree in finance at Penn State.

COMMUNITY:

- 2010 Dallas Cowboys Rookie Club.
- 2010 Served an early Thanksgiving meal at The Salvation Army.
- 2011 Super Bowl XLV youth football clinics.
- 2011 Super Bowl XLV NFL Experience Kids Zone book reader.
- 2011 Super Bowl XLV One World Super Huddle event for school kids.
- 2011-12 Fuel Up to Play 60.
- 2011-12 Guest Speaker at Ford High School Football Player Program.
- 2012-14 Dallas Cowboys Draft Day/Fan Appreciation Party.
- 2012 Fuel Up to Play 60 spokesperson.
- 2012 Reliant Home Run Derby benefiting Big Brothers Big Sisters.
- 2012 Dallas Cowboys/Miller Fan Fest in San Antonio, Texas.
- 2012 Dallas Cowboys Fitness Zone Dedication Event.
- 2012 First Responders Game Presentation.
- 2012 Jason Garrett Play It Smart Football Camp Coach/Speaker at Princeton University.
- 2013 Reliant Home Run Derby benefiting the Salvation Army.
- 2012-18 Dallas Cowboys U High School Camp Head Coach.
- 2013 The Salvation Army YET Kaboom Playground Build.
- 2013 Built Ford Tough High School Player of the Year Banquet/Guest Speaker.
- 2013 Bank of America/North Texas Food Bank Holiday Hunger Relief at The Salvation Army.
- 2014 Bank of America Volunteer of the Year Guest Speaker.
- 2014-16 Albertson's All Star Gala benefiting the Salvation Army and Muscular Dystrophy Association.
- WrestleMania 32 week community event at Children's Health Medical Center.
- 2016-19 NFL My Cause My Cleats Campaign.
- 2016 Team Winner, NFL Walter Payton Man of the Year Award.
- 2017 Caliber Collision Military Combine guest speaker.
- 2017 Character and Leadership high school program guest speaker.
- 2017 The Salvation Army Disaster Relief Telethon for Hurricane Harvey.
- 2018-19 Reliant Home Run Derby.
- 2018 Dirk Nowitzki Heroes Celebrity Baseball Game.
- 2019 Grand Prairie Police Youth Boxing Gym grand opening.
- 2019 visit to Café Momentum; a restaurant giving youth a second chance after the juvenile system.
- 2020 Cowboys Draft Live virtual draft party.
- Annual Team Holiday Hospital Visits.
- Kickoff Luncheon and Dallas Cowboys Family Cookbook benefiting Happy Hill Farm.
- Make-A-Wish Foundation of North Texas.
- Salvation Army Angel Tree Christmas Program.

LEE'S COWBOYS TOTALS

Year Team	GP-GS	DEFENSE								INTERCEPTIONS				FUMBLES REC					
		ST	AT	TT	Sks-Yds	Tk/Ls	QB Prs	PBU	FF	No	Yds	Avg	Lg	TD	No	Yds	Avg	Lg	TD
2010 Dallas	14-0	22	23	45	0.0(0)	3(-5)	0	3	1	2	44	22.0	31t	1	0	0	0.0	0	0
2011 Dallas	15-15	91	40	131	0.0(0)	8(-18)	5	8	0	4	87	21.8	37	0	2	0	0.0	0	0
2012 Dallas	6-6	61	16	77	0.0(0)	2(-4)	8	2	1	1	0	0.0	0	0	0	0.0	0	0	0
2013 Dallas	11-11	95	28	123	0.0(0)	5(-9)	3	6	0	4	174	43.5	74	1	1	10	10.0	10	0
2014 Dallas	0-0	RESERVE/INJURED-Knee								RESERVE/INJURED				RESERVE/INJURED					
2015 Dallas	14-14	109	47	156	2.5(-16)	11(-26)	6	5	0	1	0	0.0	0	0	0	0.0	0	0	0
2016 Dallas	15-15	120	54	174	0.0(0)	12(-34)	4	2	0	0	0	0.0	0	0	1	0	0.0	0	0
2017 Dallas	11-11	91	27	118	0.0(0)	13(-37)	4	1	0	1	9	9.0	9	0	0	0.0	0	0	0
2018 Dallas	7-5	24	13	37	0.5(-5)	1(-2)	2	1	0	0	0	0.0	0	0	1	0	0.0	0	0
2019 Dallas	16-13	72	37	109	1.0(-12)	4(-11)	8	4	0	1	25	25.0	25	0	0	0	0.0	0	0
Totals	109-90	685	285	970	4.0(-33)	59(-146)	40	32	2	14	339	24.2	74	2	5	10	2.0	10	0
Playoffs																			
2014 Dallas	0-0	RESERVE/INJURED-Knee								RESERVE/INJURED				RESERVE/INJURED					
2016 Dallas	1-1	6	1	7	0.0(0)	2(-2)	1	0	0	0	0	0.0	0	0	0	0.0	0	0	0
2018 Dallas	2-0	6	2	8	0.0(0)	0(0)	0	0	0	0	0	0.0	0	0	0	0.0	0	0	0
Totals	3-1	12	3	15	0.0(0)	2(-2)	1	0	0	0	0	0.0	0	0	0	0	0.0	0	0
SPECIAL TEAMS TACKLES																			
Year Team		Solo	Ast	Tot	FF	FR	BP	BFG	BXP										
2010 Dallas		11	3	14	0	0	0	0	0										
2011 Dallas		2	1	3	0	0	0	0	0										
Totals		13	4	17	0	0	0	0	0										
SINGLE-GAME HIGHS																			
Tackles – 22 at N.Y. Giants, 12/11/16																			
Solo Tackles – 17 at N.Y. Giants, 12/11/16																			
Interceptions – 2 at Indianapolis, 12/5/10 and at Detroit, 10/27/13																			

LEE'S CAREER GAME-BY-GAME DEFENSE

Game	2010 (Dallas)								Game	2012 (Dallas)									
	ST	AT	TT	Sks-Yds	Tk/Ls	QB Prs	PBU	ST		AT	TT	Sks-Yds	Tk/Ls	QB Prs	PBU				
L-@ Was 9/12									W-@ NYG 9/5	14	0	14							
L-Chi 9/19	INACTIVE/INJURED-Hamstring								L-@ Sea 9/16	15	6	21							
W-@ Hou 9/26	INACTIVE/INJURED-Hamstring								W-TB 9/23	9	2	11			2	1			
L-Ten 10/10	1	1	2		1(-3)			L-Chi 10/1	14	3	17		1(-3)						
L-@ Min 10/17	1	4	5					L-@ Bal 10/14	5	3	8			6					
L-NYG 10/25	3	3	6		1(-1)			W-@ Car 10/21	4	2	6		1(-1)		1				
L-Jac 10/31	0	1	1					L-NYG 10/28	RESERVE/INJURED-Toe										
L-@ GB 11/7	1	2	3					L-@ Atl 11/4	RESERVE/INJURED-Toe										
W-@ NYG 11/14					1(-1)			W-@ Phi 11/11	RESERVE/INJURED-Toe										
W-Det 11/21	4	0	4					W-Cle 11/18	RESERVE/INJURED-Toe										
L-NO 11/25	2	0	2					L-Was 11/22	RESERVE/INJURED-Toe										
W-@ Ind 12/5	4	5	9				2	W-Phi 12/2	RESERVE/INJURED-Toe										
L-Phi 12/12	3	2	5					W-@ Cin 12/9	RESERVE/INJURED-Toe										
W-Was 12/19								W-Pit 12/16	RESERVE/INJURED-Toe										
L-@ Ari 12/25	1	1	2					L-NO 12/23	RESERVE/INJURED-Toe										
W-@ Phi 1/2/11	2	4	6				1	W-@ Was 12/30	RESERVE/INJURED-Toe										
Totals	22	23	45		3(-5)		3	Totals	61	16	77		2(-4)	8	2				
2011 (Dallas)																			
Game	ST	AT	TT	Sks-Yds	Tk/Ls	QB Prs	PBU	Game	ST	AT	TT	Sks-Yds	Tk/Ls	QB Prs	PBU				
L-@ NYJ 9/11	12	3	15				1	W-NYG 9/8	5	2	7				1				
W-@ SF 9/18	9	4	13					L-@ KC 9/15	8	1	9			1					
W-Was 9/26	10	3	13		1(-2)		1	W-Sil 9/22	7	3	10								
L-Det 10/2	3	3	6			2	2	L-@SD 9/29	16	5	21		1(-2)		1				
L-@ NE 10/16	15	4	19		2(-4)		1	L-Den 10/6	15	3	18		1(-1)						
W-Sil 10/23	2	4	6		1(-4)			W-Was 10/13	10	2	12		1(-2)		1	1			
L-@ Phi 10/30	1	0	1					W-@ Phi 10/20	9	2	11		1(-3)		1				
W-Sea 11/6	INACTIVE/INJURED-Wrist								L-@ Det 10/27	8	3	11			1	2			
W-Buf 11/13	3	2	5					W-Min 11/3	9	4	13		1(-1)						
W-@ Was 11/20	6	4	10					L-@ NO 11/10	2	1	3								
W-Mia 11/24	5	2	7		1(-3)		2	W-@ NYG 11/24	INACTIVE/INJURED-Hamstring										
L-@ Ari 12/4	5	2	7				2	W-Oak 11/28	INACTIVE/INJURED-Hamstring										
L-NYG 12/11	5	4	9				1	L-@ Chi 12/9	6	2	8								
W-@ TB 12/17	3	1	4		1(-1)			L-GB 12/15	INACTIVE/INJURED-Neck										
L-Phi 12/24	4	1	5		1(-3)		1	W-@ Was 12/22	INACTIVE/INJURED-Neck										
L-@ NYG 1/1/12	8	3	11		1(-1)			L-Phi 12/29	INACTIVE/INJURED-Neck										
Totals	91	40	131		8(-18)	5	8	Totals	95	28	123		5(-9)	3	6				

2014 (Dallas)

Game	ST	AT	TT	Sks Yds	Tkl/ Ls	QB Prs	PBU
L-SF 9/7.....				RESERVE/INJURED-Knee			
W-@ Ten 9/14.....				RESERVE/INJURED-Knee			
W-@ STL 9/21.....				RESERVE/INJURED-Knee			
W-NO 9/28.....				RESERVE/INJURED-Knee			
W-Hou 10/5.....				RESERVE/INJURED-Knee			
W-@ Sea 10/12.....				RESERVE/INJURED-Knee			
W-NYG 10/19.....				RESERVE/INJURED-Knee			
L-Was 10/27.....				RESERVE/INJURED-Knee			
L-Ari 11/2.....				RESERVE/INJURED-Knee			
W-@ Jac (Lon.) 11/9.....				RESERVE/INJURED-Knee			
W-@ NYG 11/23.....				RESERVE/INJURED-Knee			
L-Phi 11/27.....				RESERVE/INJURED-Knee			
W-@ Chi 12/4.....				RESERVE/INJURED-Knee			
W-@ Phi 12/14.....				RESERVE/INJURED-Knee			
W-Ind 12/21.....				RESERVE/INJURED-Knee			
W-@ Was 12/28.....				RESERVE/INJURED-Knee			
Totals							

Playoffs

W-Det 1/4/15.....				RESERVE/INJURED-Knee			
L-@ GB 1/11/15.....				RESERVE/INJURED-Knee			
Totals							

2015 (Dallas)

Game	ST	AT	TT	Sks Yds	Tkl/ Ls	QB Prs	PBU
W- NYG 9/13.....	9	0	9		1(-3)		
W-@ Phi 9/20.....	10	4	14		3(-9)	1	2
L-Ail 9/27.....	9	2	11	1.0(-5)		2	
L-@ NO 10/4.....	3	0	3				
L-NE 10/11.....	5	2	7			1	1
L-@ NYG 10/25.....	5	4	9				
L-Sea 11/1.....	5	10	15		2(-5)		
L-Phi 11/8.....	5	1	6				
L-@ TB 11/15.....				INACTIVE/INJURED-Concussion			
W-@ Mia 11/22.....	6	3	9			1	
L-Car 11/26.....	11	6	17				1
W-@ Was 12/7.....	8	1	9	1.0(-11)	2(-2)	1	1
L-@ GB 12/13.....	9	3	12		1(-2)		
L-NYJ 12/19.....	11	7	18				
L-@ Buf 12/27.....	13	4	17	0.5(0)	2(-5)		
L-Was 1/3/16.....				INACTIVE/INJURED-Hamstring			
Totals	109	47	156	2.5(-16)	11(-26)	6	5

2016 (Dallas)

Game	ST	AT	TT	Sks Yds	Tkl/ Ls	QB Prs	PBU
L-NYG 9/11.....	8	7	15				
L-@ Was 9/18.....	7	3	10				1
W-Chi 9/25.....	5	2	7		1(-3)		
W-@ SF 10/2.....	8	2	10		1(-2)		
W-Cin 10/9.....	10	5	15				
W-@ GB 10/16.....	10	4	14				1
W-Phi 10/30.....	7	3	10		2(-8)		
W-@ Cle 11/6.....	6	2	8		1(-5)		
W-@ Pit 11/13.....	7	2	9		2(-4)		
W-Bal 11/20.....	4	2	6				
W-Was 11/24.....	12	8	20		1(-2)	1	
W-@ Min 12/1.....	5	5	10		2(-7)		
L-@ NYG 12/11.....	17	5	22		1(-2)	1	
W-TB 12/18.....	10	2	12		1(-1)	1	
W-Det 12/26.....	4	2	6			1	
L-@ Phi 1/1/17.....				DID NOT PLAY			
Totals	120	54	174		12(-34)	4	2

Playoffs

L-GB 1/15/17.....	6	1	7		2(-2)	1	
-------------------	---	---	---	--	-------	---	--

2017 (Dallas)

Game	ST	AT	TT	Sks Yds	Tkl/ Ls	QB Prs	PBU
W-NYG 9/10.....	9	1	10		1(-2)		
L-@ Den 9/17.....	9	2	11		1(-2)	1	
W-@ Ari 9/25.....	9	2	11		1(-1)		
L-LAR 10/1.....				INACTIVE/INJURED-Hamstring			
L-GB 10/8.....				INACTIVE/INJURED-Hamstring			
W-@ SF 10/22.....	4	4	8		2(-2)		
W-@ Was 10/29.....	6	1	7			1	
W-KC 11/5.....	12	2	14		2(-6)		
L-@ Atl 11/12.....	1	0	1			1	
L-Phi 11/19.....				INACTIVE/INJURED-Hamstring			
L-LAC 11/23.....				INACTIVE/INJURED-Hamstring			
W-WAS 11/30.....				INACTIVE/INJURED-Hamstring			
W-@ NYG 12/10.....	15	5	20		1(-9)	1	
W-@ Oak 12/17.....	8	2	10		2(-4)	1	
L-SEA 12/24.....	9	5	14		2(-9)		
W-@ Phi 12/31.....	9	3	12		1(-2)		
Totals	91	27	118		13(-37)	4	1

2018 (Dallas)

Game	ST	AT	TT	Sks Yds	Tkl/ Ls	QB Prs	PBU
L-@ Car 9/9.....	3	4	7			1	1
W-NYG 9/16.....	3	5	8				
L-@ Sea 9/23.....	8	2	10	0.5(-5)	1(-2)	1	
W-Det 9/30.....				INACTIVE/INJURED-Hamstring			
L-@ Hou 10/7.....				INACTIVE/INJURED-Hamstring			
W-Jac 10/14.....				INACTIVE/INJURED-Hamstring			
L-@ Was 10/21.....	8	0	8				
L-Ten 11/5.....	1	1	2				
W-@ Phi 11/11.....				INACTIVE/INJURED-Hamstring			
W-@ Atl 11/18.....				INACTIVE/INJURED-Hamstring			
W-Was 11/22.....				INACTIVE/INJURED-Hamstring			
W-NO 11/29.....				INACTIVE/INJURED-Hamstring			
W-Phi 12/9.....				INACTIVE/INJURED-Hamstring			
L-@ Ind 12/16.....							
W-TB 12/23.....				INACTIVE			
W-@ NYG 12/30.....	1	1	2				
Totals	24	13	37	0.5(-5)	1(-2)	2	1

Playoffs

W-Sea 1/5/19.....	0	1	1				
L-@ LAR 1/12/19.....	6	1	7				
Totals	6	2	8				

2019 (Dallas)

Game	ST	AT	TT	Sks Yds	Tkl/ Ls	QB Prs	PBU
W-NYG 9/8.....	0	1	1				
W-@ Was 9/15.....	2	0	2				
W-Mia 9/22.....	0	1	1			1	
L-@ NO 9/29.....	4	5	9				
L-GB 10/6.....	1	0	1				
L-@ NYJ 10/13.....	4	2	6		1(-1)		
W-Phi 10/20.....	8	3	11				1
W-@ NYG 11/4.....	9	3	12		1(-7)	1	1
L-Min 11/10.....	4	2	6				
W-@ Det 11/17.....	1	2	3				
L-@ NE 11/24.....	2	4	6				1
L-Buf 11/28.....	11	2	13		1(-2)		
L-@ Chi 12/5.....	5	5	10			6	
W-LAR 12/15.....	3	2	5	1.0(-12)			
L-@ Phi 12/22.....	15	1	16		1(-1)	1	
W-Was 12/29.....	3	4	7				
Totals	72	37	109	1.0(-12)	4(-11)	8	4

JOURDAN LEWIS

26 • Cornerback

5-10 • 186 • 8/31/95
 Michigan • D3-'17 (92nd overall)
 NFL: 4th Year • Cowboys: 4th Year
 Games/Starts: 2019-16/5; Career-46/13
 Postseason: 2019-0/0; Career-2/0



PRO: The Dallas Cowboys added a talented and driven cornerback with their third round draft pick (92nd overall) in the 2017 draft when they selected Jourdan Lewis. Lewis was slowed through training camp with a hamstring injury, but he bounced back to play in 15 games with seven starts as a rookie. He finished seventh - tops among rookies - on the defense with 50 tackles, with two for losses, and a team-high tying 11 breakups. Lewis saw time in the slot in 2018, playing in 15 games with one start and notched 16 tackles, one pressure, one breakup, one interception and two fumble recoveries. He saw extended time in the slot through 2019 after the club lost Anthony Brown (triceps), and Lewis recorded 48 tackles, 4.0 sacks (the most by a Cowboys defensive back since Bill Bates had 5.0 in 1984), a team-high tying two interceptions, six pass breakups and a fumble recovery, starting five-of-16 games played.

TRANSACTION SUMMARY:

4/28/17: Drafted in the third round (92nd overall) by Dallas.

2019:

- Started five-of-16 games played, seeing extended time in the slot after spelling Brown (triceps). Tied for the team lead with two interceptions while posting the most sacks (4.0) by a Cowboys cornerback in franchise history - tied for second among all defensive backs - to go with 48 tackles, six breakups and a fumble recovery he returned 63 yards for his first career touchdown.
- Had his first interception of the year to go with a breakup and three tackles at the N.Y. Jets (10/13).
- Notched his first career sack in the game against Philadelphia (10/20), then made his first start of the season the next game at the N.Y. Giants (11/4) and returned a fumble 63 yards for his first career score.
- Had his first career multi-sack game (2.0) - the first by a Cowboys defensive back since Anthony Henry in 2008 - on Thanksgiving Day against Buffalo (11/28).
- Had five tackles, a breakup and his fourth sack of the season in the game against the LA Rams (12/15).

2018:

- Played in 15 games with one start and tallied 16 tackles, one pressure, one breakup, one interception and two fumble recoveries.
- Recovered a fumble in back-to-back games at Houston (10/7) and against Jacksonville (10/14).
- Preserved the win over New Orleans (11/29) with an interception on the Saints final possession.
- Started as the nickel corner in place of Brown (back) and logged a career-high tying eight tackles in the NFC East-clinching win against Tampa Bay (12/23).

2017:

- Started seven of the 15 games he played and finished seventh on the defense - tops among rookies - with 50 tackles to go with two stops for losses, a team-high tying 11 pass breakups and an interception.
- Made his NFL debut at Denver (9/17) and had his first career interception with one breakup and three tackles.
- Had his first career start as Nolan Carroll (concussion) was inactive and the team opened in nickel at Arizona (9/25) and finished with six tackles, one tackle for loss and a breakup.

COLLEGE:

- Finished his senior season as first-team All America, first-team Big Ten and a finalist for the Jim Thorpe Award, starting 10 games and recording 25 tackles, 3.5 tackles for loss, 13 pass breakups and two interceptions after missing the first three games of the season due to injury.
- As a junior, appeared in 13 games, making 13 starts at cornerback, and registered 52 tackles, 3.5 tackles for loss, a single-season school-record 22 pass breakups, two interceptions and a sack.
- Appeared in 12 games as a sophomore, making seven starts, and recorded 39 tackles, two interceptions and 1.5 tackles for loss.
- Appeared in 13 games as a freshman reserve defensive back and contributed on special teams, tallying 17 tackles and two pass breakups.

PERSONAL:

- Attended Cass Technical High School in Detroit, Mich., where he helped lead his team to back-to-back Michigan Division 1 State titles as a junior and senior.
- Selected to the U.S. Army All-American game after he tallied 751 receiving yards and six scores along with 742 return yards with three touchdowns on special teams as a senior.
- Earned a degree in sociology at Michigan.

COMMUNITY:

- 2017 Rookie Club presented by Essilor USA.
- 2017-19 Dallas Cowboys U High School Camp.
- 2019 visit to Café Momentum; a restaurant giving youth a second chance after the juvenile system.
- 2019 Dirk Nowitzki Heroes Celebrity Baseball Game.
- 2019 NFL My Cause My Cleats Campaign.
- Annual Team Holiday Hospital Visits.
- Kickoff Luncheon and Dallas Cowboys Family Cookbook benefiting Happy Hill Farm.
- Make-A-Wish Foundation of North Texas.
- Salvation Army Angel Tree Christmas Program.

LEWIS' COWBOYS TOTALS

Year Team	GP-GS	DEFENSE						INTERCEPTIONS				FUMBLES REC							
		ST	AT	TT	Yds	Tk/Ls	QB Prs	PBU	FF	No	Yds	Avg	Lg	TD	No	Yds	Avg	Lg	TD
2017 Dallas	15-7	42	8	50	0.0(0)	2(-5)	0	11	0	1	25	25.0	25	0	0	0	0.0	0	0
2018 Dallas	15-1	13	3	16	0.0(0)	0(0)	1	1	0	1	7	7.0	7	0	2	14	7.0	14	0
2019 Dallas	16-5	38	10	48	4.0(-33)	0(0)	0	6	0	2	20	10.0	20	0	1	63	63.0	63	1
Totals	46-13	93	21	114	4.0(-33)	2(-5)	1	18	0	4	52	13.0	25	0	3	77	25.7	63	1

Playoffs

2018 Dallas	2-0	2	0	2	0.0(0)	0(0)	0	0	0	0	0	0.0	0	0	0	0.0	0	0	0
-------------	-----	---	---	---	--------	------	---	---	---	---	---	-----	---	---	---	-----	---	---	---

ADDITIONAL STATISTICS

Special Teams Tackles – 2017 (1-0-1).
Kickoff Returns – 2018 (2 for 38 yards).
Rushing – 2018 (2 for 12 yards).

SINGLE-GAME HIGHS

Tackles– 8 vs. Green Bay, 10/18/17 and vs. Tampa Bay, 12/23/18
PBUs– 3 vs. Green Bay, 10/8/17 and at N.Y. Giants, 12/10/17
Sacks– 2.0 vs. Buffalo, 11/28/19

LEWIS' CAREER GAME-BY-GAME DEFENSE

2017 (Dallas)

Game	ST	AT	TT	INTs			
				Tk/Ls	PBU	No/Yds	Lg TD
W-NYG 9/10				INACTIVE			
L-@ Den 9/17	3	0	3			1/25	25 0
W-@ Ari 9/25	5	1	6	1(-4)		1	
L-LAR 10/1	2	0	2	1(-1)			
L-GB 10/8	5	3	8			3	
W-@ SF 10/22	4	0	4				
W-@ Was 10/29							
W-KC 11/5	2	1	3				
L-@ Atl 11/12						1	
L-PHI 11/19	2	0	2				
L-LAC 11/23	1	0	1			1	
W-WAS 11/30	3	0	3				
W-@ NYG 12/10	5	1	6			3	
W-@ Oak 12/17	5	2	7			1	
L-SEA 12/24	1	0	1				
W-@ Phi 12/31	4	0	4				
Totals	42	8	50	2(-5)	11	1/25	25 0

2018 (Dallas)

Game	ST	AT	TT	INTs			
				Tk/Ls	PBU	No/Yds	Lg TD
L-@ Car 9/9				DID NOT PLAY			
W-NYG 9/16				DID NOT PLAY			
L-@ Sea 9/23				DID NOT PLAY			
W-Det 9/30				DID NOT PLAY			
L-@ Hou 10/7	2	0	2				
W-Jac 10/14	3	1	4				
L-@ Was 10/21				DID NOT PLAY			
L-Ten 11/5				DID NOT PLAY			
W-@ Phi 11/11	0	1	1				
W-@ Atl 11/18				DID NOT PLAY			
W-Was 11/22				DID NOT PLAY			

2018 (Dallas), cont.

Game	ST	AT	TT	INTs			
				Tk/Ls	PBU	No/Yds	Lg TD
W-NO 11/29	1	0	1			1/7	7 0
W-Phi 12/9				DID NOT PLAY			
L-@ Ind 12/16				DID NOT PLAY			
W-TB 12/23	7	1	8				
W-@ NYG 12/30				DID NOT PLAY			
Totals	13	3	16			1/7	7 0

Playoffs

W-Sea 1/5/19				DID NOT PLAY			
L-@ LAR 1/12/19	2	0	2				
Totals	2	0	2				

2019 (Dallas)

Game	ST	AT	TT	INTs			
				Tk/Ls	PBU	No/Yds	Lg TD
W-NYG 9/8	2	2	4			1	
W-@ Was 9/15	1	0	1				
W-Mia 9/22	1	0	1				
L-@ NO 9/29				DID NOT PLAY			
L-GB 10/6				DID NOT PLAY			
L-@ NYJ 10/13	3	0	3			1/20	20 0
W-Phi 10/20	3	0	3				
W-@ NYG 11/4	3	3	6				
L-Min 11/10	1	0	1			1	
W-@ Det 11/17	1	0	1				
L-@ NE 11/24	1	1	2				
L-Buf 11/28	3	1	4			1	
L-@ Chi 12/5	3	3	6			1/10	0 0
W-LAR 12/15	6	0	6			1	
L-@ Phi 12/22	5	0	5				
W-Was 12/29	5	0	5				
Totals	38	10	48			6/20	20 0

JOE LOONEY

73 • Center

6-3 • 310 • 8/31/90

Wake Forest • UFA(Ten)-'16

NFL: 9th Year • Cowboys: 5th Year

Games/Starts: 2019-16/1; Career-91/30

Postseason: 2019-0/0; Career-3/2



PRO: The Dallas Cowboys signed unrestricted free agent center Joe Looney in 2016 to help fortify the interior positions on the offensive line. Looney was originally drafted in the fourth round (117th overall) of the 2012 NFL Draft by San Francisco. He was inactive for all 16 games as a rookie, then played in four games as a reserve lineman in 2013. Looney saw action in 15 games with four starts - two at right guard, one at left and one at



2012

center - in 2014. He was waived by San Francisco prior to the start of the 2015 season, but signed with Tennessee for Week 7 where he started six of the eight games he played for the Titans. In his first season in Dallas (2016), Looney played in all 16 games for the first time in his career. He saw action mainly on special teams, but did start three games on the o-line. He returned in 2017 as a flexible backup at both guard spots or center and played in all 16 games for the Cowboys. The re-signing of Looney prior to the 2018 season paid huge dividends to both Looney and the Cowboys as he was forced to step up and start all 16 games (a first in his career) at center, replacing four-time Pro Bowl selection Travis Frederick, who landed on Reserve/Injured (illness) one month into the season. Looney returned to the Cowboys in 2019 and settled back in as a reserve lineman, seeing time in all 16 games mainly on special teams, starting one. With the retirement of Frederick in 2020, Looney will compete for the starting center spot.

TRANSACTION SUMMARY:

- 3/20/20:** Signed a one-year contract with Dallas through 2020.
- 3/26/18:** Signed a two-year contract with Dallas through 2019.
- 3/30/16:** Signed as an unrestricted free agent with Dallas through 2017.
- 10/20/15:** Signed with Tennessee.
- 9/4/15:** Released by San Francisco.
- 4/28/12:** Drafted in the fourth round (117th overall) by San Francisco.

2019:

- Played in all 16 games - starting one - seeing almost all his time on special teams.
- Started the season finale against Washington (12/29) at left guard after Xavier Su'a-Filo injured his leg the previous week. Helped the offense to its third 500-yard outing of the season as the club posted 517 yards.

2018:

- Started all 16 games for the first time in his career, helping lead the way for the NFL rushing leader, Ezekiel Elliott (1,434).
- Had his first start at center as a Dallas Cowboy in the season opener at Carolina (9/9).
- Helped the offense total a season-high 414 yards, including 152 rushing yards by Elliott (240 scrimmage yards) in the win against Detroit (9/30).
- Blocked for a 100-yard rusher (Elliott, 106) and 100-yard receiver (Cole Beasley, 101) for the first time since at Pittsburgh (11/13/16) as the offense scored on each of its first four possessions against Jacksonville (10/14).
- In the win over Philadelphia (12/9), helped block for a 400-yard passer (Dak Prescott-455) a 200-yard receiver (Amari Cooper-217) and a 100-yard rusher (Elliott-113) for the first time in club history. The team also had a franchise-best 45:33 time of possession and 32 first downs.

2017:

- Played in all 16 games for the second time in his career, seeing action as a reserve lineman and on special teams.
- At Washington (10/29) played in his 50th career game.
- Stepped in for Zack Martin (concussion) in the second quarter on Thanksgiving Day against the LA Chargers (11/23) and finished the game.

2016:

- Played in all 16 games with three starts, and made his postseason playing debut as a reserve offensive lineman.
- Made his Cowboys debut in the season opener against the N.Y. Giants (9/11) playing on special teams.
- Filled in at left guard in place of Ronald Leary (concussion) in the second half at Cleveland (11/6).
- Had his first start as a Cowboy as the team opened in the jumbo set at the N.Y. Giants (12/11).
- Started against Tampa Bay (12/18) as the team again opened in the jumbo set and helped Elliott rush for his season-high (159 yards) and seventh 100-yard game of the season.
- Started the season finale at Philadelphia (1/1/17) at left guard in place of Leary (did not play) then made his postseason debut in the jumbo package and on special teams against Green Bay (1/15/17).

2015 (San Francisco/Tennessee):

- Returned to camp with San Francisco but was waived at the end.
- Signed with Tennessee (Oct. 20) and played in eight games (six starts - three at center and three at left guard)
- Against Atlanta (10/25) made his Titans debut as a reserve center in the second half.
- At New Orleans (11/8) started at left guard and was a member of an offensive line that did not allow a sack on 39 pass attempts and allowed Marcus Mariota to throw for 371 yards and four touchdowns.

2014 (San Francisco):

- Played in 15 games and made four starts, including two starts at right guard, one at center and one at left guard, for an offense that finished fourth in the league in rushing with 2,176 yards.
- Made his first career start at right guard at Dallas (9/7).
- Against Philadelphia (9/28) helped pave the way for the 49ers offense to rush for 218 yards on 42 attempts (5.2 avg.) and hold the ball for 42:17.
- Made his first career start at center at Seattle (12/14).

2013 (San Francisco):

- Played in four games as a reserve but was inactive for 12 games and all three postseason contests.
- Made his NFL debut at Washington (11/25), playing in jumbo sets on offense and on special teams units.

2012 (San Francisco):

- Spent the entire season on the team's 53-man roster but was inactive for each game.

COLLEGE:

- Played in 48 games with 41 starts in four seasons at Wake Forest.
- As a senior in 2011, started all 13 games at left guard and was tabbed a second-team All-ACC selection.
- In 2010 started all 10 games as a junior and led all offensive linemen with a grade of 84 percent for the season.
- As a sophomore in 2009, played in 12 games with 11 starts and was a preseason third-team All-ACC selection.
- In 2008 as a freshman, played in 13 games with seven starts and was one-of-three true freshman to see action for the Demon Deacons.

PERSONAL:

- Four-year starter at Lake Worth, Fla., High School, earning first-team all-state honors from the Florida Sports Writers Association and first-team All-Palm Beach County by the *South Florida Sun-Sentinel* his senior season.
- Majored in history at Wake Forest.
- He has two children, Monroe and Rave.

COMMUNITY:

- 2016-17 Dallas Cowboys Draft Day/Fan Appreciation Party.
- 2016-18 Taste of The NFL: The Ultimate Cowboys Tailgate Party host benefiting North Texas Food Bank.

- 2016 Offensive Line visit to North Texas Food Bank.
- 2016 Fashion's for First Downs Dallas Cowboys Women's Charity Fashion Show.
- 2016-19 Dallas Cowboys U High School Camp.
- 2017 Taste of the Cowboys benefiting North Texas Food Bank.
- 2017, 2019 NFL My Cause My Cleats Campaign.
- 2017-19 Early Thanksgiving Day Meal at The Salvation Army.
- 2018 Celebrity Judge, Taste of the Cowboys Youth Cooking Challenge.
- 2019 Dirk Nowitzki Heroes Celebrity Baseball Game.
- 2019 Salvation Army relief for Dallas tornado.
- 2020 Cowboys Draft Live virtual draft party.
- Annual Team Holiday Hospital Visits.
- Kickoff Luncheon and Dallas Cowboys Family Cookbook benefiting Happy Hill Farm.
- Make-A-Wish Foundation of North Texas.
- Salvation Army Angel Tree Christmas Program.

LOONEY'S NFL TOTALS

GAMES/STARTS: 2012 (0/0-SF); 2013 (4/0-SF); 2014 (15/4-SF); 2015 (8/6-Ten); 2016 (16/3, 1/0); 2017 (16/0); 2018 (16/16, 2/2); 2019 (16/1). **Totals: (91/30, 3/2).**

JUSTIN MARCH

59 • Linebacker

5-11 • 228 • 7/5/93

Akron • FA-'17

NFL: 6th Year • Cowboys: 4th Year

Games/Starts: 2019-16/0; Career-47/5

Postseason: 2019-0/0; Career-3/0



PRO: Justin March originally signed with the Kansas City Chiefs as a rookie free agent following the 2015 NFL Draft. He injured his knee in the preseason of his rookie year and was placed on injured reserve, but came back strong in 2016 and was named a starter on the Chiefs defense. He started the first five games of 2016, tallying 22 tackles and two pass breakups before breaking his hand and again going on the Reserve/Injured list. He was waived by Kansas City during final cuts in 2017 and claimed by the Miami Dolphins where he played in two games without recording any stats. Seattle claimed him off waivers, and he appeared in one game for the Seahawks in a reserve role. After being waived by Seattle (10/7), the Cowboys signed him to provide depth on defense and special teams. In 2018 March played in all 16 games for the first time in his career, seeing most of his action on special teams. He had a repeat in 2019, playing all 16 games, but he did see extra playing time on defense, finishing with 10 tackles and two breakups while placing third with seven special teams tackles.

TRANSACTION SUMMARY:

- 3/20/20:** Signed a one-year contract through 2020.
- 3/7/19:** Signed a one-year contract through 2019.
- 10/11/17:** Signed with Dallas.
- 10/7/17:** Waived by Seattle.
- 9/26/17:** Waived by Miami and claimed off waivers by Seattle (9/27).
- 9/2/17:** Waived by Kansas City and claimed off waivers by Miami (9/3).
- 5/11/15:** Signed with Kansas City as rookie free agent and placed on Reserve/Injured with a knee injury (9/1).

2019:

- Played in all 16 games for the second consecutive season, and earned extra playing time on defense, finishing with 10 tackles and two breakups while finishing third with seven special teams stops.
- Had his first two defensive tackles of the season in the game against Miami (9/22), then saw extended time on defense due to injuries against the LA Rams (12/15) and tallied eight stops with two breakups.

2018:

- Played in all 16 games for the first time in his career and posted seven special teams tackles, good for fifth on the team, along with one stop on defense.
- Had his defensive stop in the opener at Carolina (9/9).
- Logged a season-high two special teams tackles at Philadelphia (11/11) and at Atlanta (11/18).

2017 (Kansas City/Miami/Seattle/Dallas):

- Released by Kansas City during final cuts and claimed off waivers by Miami, where he played in two games without tallying any stats.
- Released by Miami at the end of September and claimed by Seattle. Played in one game for the Seahawks without recording any stats. Signed with Dallas after his release from Seattle and played in seven games on special teams for the Cowboys, posting five special teams tackles.
- Made his Cowboys debut at San Francisco (10/22) and had a pair of special teams tackles.

2016 (Kansas City):

- Started five games for the Chiefs, recording 22 tackles, one tackle for loss and two pass breakups before a broken hand landed him on Reserve/Injured for the second straight season.
- Talled a career-best nine tackles against San Diego (9/11), before recording eight take downs and a tackle for loss at Houston (9/18) the following week.

2015 (Kansas City):

- Signed with Kansas City as a rookie free agent but tore his meniscus in a preseason game and spent the year on Reserve/Injured.

COLLEGE:

- Started 35-of-46 games, recording 250 tackles, 3.5 sacks and 14 tackles for loss in four seasons at Akron.
- Also had four interceptions, 14 pass breakups and two forced fumbles.
- Named a team captain as a senior and saw action in 11 games with 10 starts, finishing second on the team with 72 tackles, six tackles for loss, eight breakups, two sacks and two forced fumbles.
- Started all 12 games his junior campaign in 2013 and was named third-team All-MAC, finishing second on the team with 80 tackles and tied for the team lead with three interceptions.
- Started 11 games and closed out the season third on the team in tackles with 62, to go along with two tackles for loss and an interception as a sophomore in 2012.
- Played in all 12 games with two starts at linebacker as a freshman, registering 36 tackles.

PERSONAL:

- Four-year letterwinner at Danville, Ill., High School where he earned first-team all-conference and all-area honors and was named all-area player of the year as a senior after he recorded 153 tackles.
- Also was a three-year letterwinner in basketball and a two-year letter-winner in baseball.
- He and his wife, Paige, have a son, Jaxon.
- Earned his degree in sports administration from Akron.

COMMUNITY:

- 2018-19 Dallas Cowboys U High School Camp.
- 2019 Dallas Cowboys Draft Day/Fan Appreciation Party.
- 2019 NFL My Cause My Cleats Campaign.
- Annual Team Holiday Hospital Visits.
- Make-A-Wish Foundation of North Texas.
- Salvation Army Angel Tree Christmas Program.

MARCH'S NFL TOTALS

Year Team	GP-GS	DEFENSE										INTERCEPTIONS					FUMBLES REC				
		ST	AT	TT	Sks-Yds	Tkl/Ls	QB Prs	PBU	FF	No	Yds	Avg	Lg	TD	No	Yds	Avg	Lg	TD		
2015 Kansas City	0-0				RESERVE/INURED-KNEE	0.0(0)	1(-2)	0	2	0	0	0	0	0	0	0	0	0	0	0	
2016 Kansas City	5-5	15	7	- 22	0.0(0)	1(-2)	0	2	0	0	0	0.0	0	0	0	0	0	0	0		
2017 Miami	2-0	0	0	- 0	0.0(0)	0(0)	0	0	0	0	0	0	0.0	0	0	0	0	0	0		
Seattle	1-0	0	0	- 0	0.0(0)	0(0)	0	0	0	0	0	0	0	0	0	0	0	0	0		
Dallas	7-0	0	0	- 0	0.0(0)	0(0)	0	0	0	0	0	0	0	0	0	0	0	0	0		
2018 Dallas	16-0	1	0	- 1	0.0(0)	0(0)	0	0	0	0	0	0	0	0	0	0	0	0	0		
2019 Dallas	16-0	6	4	- 10	0.0(0)	0(0)	0	2	0	0	0	0	0	0	0	0	0	0	0		
Totals	47-5	22	11	- 33	0.0(0)	1(-2)	0	4	0	0	0	0	0	0.0	0	0	0	0	0		
Playoffs																					
2016 Kansas City	1-0	0	0	- 0	0.0(0)	0(0)	0	0	0	0	0	0	0	0	0	0	0	0	0		
2018 Dallas	2-0	0	0	- 0	0.0(0)	0(0)	0	0	0	0	0	0	0	0	0	0	0	0	0		
Totals	3-0	0	0	- 0	0.0(0)	0(0)	0	0	0	0	0	0	0	0.0	0	0	0	0	0		

ADDITIONAL STATISTICS

Special Teams Tackles – 2017 (Mia: 0-1-1; Dal: 2-3-5), 2018 (5-2-7), 2019 (5-2-7). **Totals: (12-8-20).**

SINGLE-GAME HIGHS

Tackles – 9 vs. San Diego, 9/11/16

PBUs – 2 vs. LA Rams, 12/15/19

Special Teams Tackles – 2, five times, last at Detroit, 11/17/19

ZACK MARTIN**70 • Guard**

6-4 • 315 • 11/20/90

Notre Dame • D1-'14 (16th overall)

NFL: 7th Year • Cowboys: 7th Year

Games/Starts: 2019-16/16; Career-94/94

Postseason: 2019-0/0; Career-5/5



PRO: For the third time in four NFL Drafts, the Dallas Cowboys selected an offensive lineman in the first round when they picked Zack Martin from Notre Dame in 2014. Martin joined Cowboys first round picks Tyron Smith (2011) and Travis Frederick (2013) as the building blocks for the future of the franchise. In his first season, Martin did not disappoint and was a key part in the league's second-ranked rushing attack. Martin became the first rookie in club history to start all 16 games at right guard and the fourth rookie on the offensive line to start all 16, and he earned a Pro Bowl spot - the only offensive rookie in the NFL in 2014 and the first Cowboys rookie lineman to make the game. He also earned All-Pro honors, becoming only the third rookie in team history to do so. He again manned the right guard spot



in 2015, starting all 16 games and earned his second straight Pro Bowl nod and All-Pro honor. In 2016 Martin was part of an offensive line that led the way for the league's leading rusher (Ezekiel Elliott, 1,631 yards) and the NFL's second-ranked rushing attack. En route to his third straight Pro Bowl and All-Pro selections, Martin & Co. also helped rookie quarterback Dak Prescott establish league rookie records in quarterback rating (104.9) and completion percentage (67.8). Behind the line, Prescott became the second player with 3,500-plus pass yards and less than five interceptions (Tom Brady, 2010 and 2016). The 2017 season was a continuation from his previous three as Martin earned his fourth straight trip to the Pro Bowl, starting all 16 games. Martin then earned his fifth straight Pro Bowl selection following a 2018 season that saw him anchor a line that opened holes for the NFL's rushing leader - Elliott (1,434 yards). The 2019 season was virtually a broken record for Martin as the sixth-year pro earned his sixth consecutive Pro Bowl selection to tie John Niland and Nate Newton for the second-most appearances by a Cowboys guard. Martin was also named a first-team All-Pro after blocking for an offense that racked up the most single-season total yards (6,904) and total first downs (379) and the second-most passing yards (4,751) in franchise history. Behind the line's work, Dallas led the league in total yards, tied for second in third down conversion rate (47.1), placed second in net passing yards (4,751), tied for fourth in first downs and was fifth in rushing yards (2,153) while allowing 23.0 sacks - second-fewest in the NFL.

TRANSACTION SUMMARY:

6/14/18: Signed a six-year contract extension through 2024.

5/8/14: Drafted in the first round (16th overall) by Dallas.

2019:

- Selected to his sixth consecutive Pro Bowl and earned first-team All-Pro honors after blocking for an offense that racked up the most single-season total yards (6,904) and total first downs (379) and the second-most passing yards (4,751) in franchise history. Behind the line's work, Dallas led the league in total yards, tied for second in third down conversion rate (47.1), placed second in net passing yards (4,751), tied for fourth in first downs and was fifth in rushing yards (2,153), allowing just 23.0 sacks - second-fewest in the league.
- Selected as one of the team captains.
- On the season, Dallas had three 500-yard outings - season-high 563 against Green Bay (10/6) - and nine other 400-yard outings.
- The 12 total 400-plus yard games were a single-season franchise-high, and Dallas' 563 yards against the Packers were fifth in franchise history.
- Blocked for two 100-yard runners (Ezekiel Elliott and Tony Pollard) twice on the season - against Miami (9/22) and the LA Rams (12/15) - the first time in Cowboys history the team had two men each top 100 yards in a single game twice in a season.

2018:

- Selected to his fifth consecutive Pro Bowl, opening holes for the league's rushing leader - Elliott, 1,434 yards.
- Elected as a team captain.
- Helped the offense total a season-high 414 yards, including 152 rushing yards by Elliott (240 scrimmage yards), in the win against Detroit (9/30).
- Blocked for a 100-yard rusher (Elliott-106) and 100-yard receiver (Cole Beasley-101) for the first time since at Pittsburgh (11/13/16) as the offense scored on each of its first four possessions against Jacksonville (10/14).
- On Thanksgiving Day against Washington (11/22), played in and started his 75th career game.
- In the win over Philadelphia (12/9), helped block for a 400-yard passer (Prescott-455) a 200-yard receiver (Amari Cooper-217) and a 100-yard rusher (Elliott-113) - a club first. The team also had a franchise-best 45:33 time of possession and 32 first downs. Suffered a knee injury in the fourth quarter and did not return.
- After re-injuring his knee against the Eagles, was inactive at Indianapolis (12/16), missing the first game of his pro career.
- Sat out the season finale but returned to start both playoff contests.

2017:

- Named to the Pro Bowl for the fourth straight and fourth overall season, starting all 16 games for the fourth consecutive year.
- Helped the team top 2,000 rushing yards in consecutive seasons for the first time since 1998-99.
- Logged his 50th game played and 50th game started in the game at Denver (9/17).
- At San Francisco (10/22) the offense totaled 501 yards, including 265 on the ground, for the 20th 500-yard game in team history.
- Missed the second half of the Thanksgiving Day game against the LA Chargers (11/23) with a concussion.

2016:

- Started all 16 games for the third straight season, earning his third consecutive trip to the Pro Bowl, and blocked for the league's leading rusher and the second-ranked rushing attack.
- Behind the line's work, Prescott also earned Offensive Rookie of the Year honors while Elliott took home FedEx Ground Player of the Year.
- Earned AP and *Sporting News* All-Pro first-team, PFWA All-NFL and was part of a unit that earned Built Ford Tough Offensive Line of the Year honors.
- Did not yield a sack in the opener against the N.Y. Giants (9/11) as Prescott became the fourth Cowboys rookie to start a season at quarterback.
- Against Chicago (9/25) helped Elliott rush for 140 yards - his first career 100-yard day - as three different running backs rushed for a score for the second consecutive game.
- At Green Bay (10/16) blocked for Elliott's fourth straight 130-yard outing - first NFL rookie, 11th rusher overall to accomplish the feat - and the first player to rush for over 100 yards against the Packers this season. Also allowed Prescott to throw for a season-high three touchdown passes on 18-of-27 attempts.
- Led the way for Dallas' first 300-yard passer (Prescott-319), 100-yard receiver (Dez Bryant-116) and 100-yard rusher (Elliott-114) since 2013 as the offense racked up its seventh straight 400-yard game.
- Helped the offense tie an NFL record with eight consecutive 400-yard games as the offense finished with 417 yards against Baltimore (11/20). The club scored points on each of its final eight drives.
- Against Tampa Bay (12/18) blocked for Elliott's top rushing yard performance of the year (159 yards) as the offense rushed for 185 yards and two touchdowns on 32 runs. Also helped Prescott to the second-highest completion percentage (88.9 - minimum 30 attempts) in NFL history.
- In the home finale against Detroit (12/26), the offense averaged 7.2 yards-per-play, rushing for 164 yards on 30 carries and two touchdowns and throwing for 222 yards and a season-high four scores. It was only the third time since 2010 - fourth since 2000 - that the Cowboys had six offensive touchdowns in a game.

- In the Divisional Playoff Game against Green Bay (1/15/17), helped block for an offense that had a 100-yard rusher (Elliott-125), 100-yard receiver (Bryant-132) and a 300-yard passer (Prescott-302) for only the second time in team playoff history. The club also racked up 429 yards - seventh in a game in team playoff history.

2015:

- Selected to play in his second straight Pro Bowl after starting all 16 games for the second straight season, allowing Darren McFadden to rush for his second career 1,000-yard season. It was the first time in team history the Cowboys had two different rushers top 1,000 yards in consecutive seasons.
- Against Atlanta (9/27) blocked for an offense that averaged 6.0 yards-per-rush with four rushing touchdowns - the most by a Cowboys offense since four at Arizona (11/15/98). All four came in the first half, the second time in franchise history Dallas had four rushing touchdowns in a half - first half against the N.Y. Giants, 12/1/63.
- Against Philadelphia (11/8) helped the offense rack up 411 yards as McFadden topped 100 rushing yards (117) and two receivers (Cole Beasley-112 and Bryant-104) topped 100 receiving yards to mark the first time since 1999 Dallas had a pair of 100-yard receivers along with a 100-yard rusher.
- In Kellen Moore's first career start, did not yield a sack on 31 attempts as the running game averaged 4.8 yards-per-carry (25 for 121) at Buffalo (12/27).
- The season finale against Washington (1/3/16) saw the offense rack up a season-high 512 yards, including 435 passing yards by Moore - sixth in a game in team history.

2014:

- Earned the starting job in training camp and started all 16 games at right guard to become the first rookie in club history to start every game at right guard, the fourth offensive line rookie and 14th overall rookie to notch starts in every game of his first season.
- Earned a trip to the Pro Bowl - the only offensive rookie in the NFL in 2014 to make the team and the first rookie offensive lineman in team history to make the game.
- Was named to the AP All-Pro team - the only rookie in the NFL in 2014 and the third rookie in club history to receive the honor. Also named to the PFWA All-NFC team.
- Was a key component helping DeMarco Murray set a league record by rushing for at least 100 yards in each of the first eight games of the season and establishing a club mark with a league-best 1,845 rushing yards.
- Became the first rookie in team history to start an opener at right guard and was the third rookie to start at guard. Overall, was the 10th rookie offensive lineman to start a season opener and the 41st at any position.
- In the win over New Orleans (9/28), blocked for 190 yards and two scores on 35 runs (5.4) and allowed Murray to rush for 149 yards and both scores on 24 carries (6.5). Murray also was only the fourth rusher with four 100-yard games with at least one touchdown in each of the first four games of a season.
- Led Murray to his seventh straight 100-yard outing (128 yards on 28 carries with one touchdown) against the N.Y. Giants (10/19) to become the first player in NFL history with seven straight 100-yard games to open a season. The offense controlled the ball for 33:49 - the fourth game this season over 33:00, most since 1980.
- Guided Murray to his club-record tying 11th 100-yard game of the season with 179 yards - second in his career - and a touchdown in the Thursday night win at Chicago (12/4).
- Despite injuring his ankle in the second quarter, finished the game at Philadelphia (12/14) and helped the offense to a season-high 41:55 possession time.
- Helped Tony Romo complete a club-record 90.0% (18-of-20) of his passes with four touchdowns and a personal-best 151.7 rating in the NFC East clinching win against Indianapolis (12/21).
- In the season-ending win at Washington (12/28), allowed Murray to break the club single-season rushing record (1,845) and the club-record for 100-yard games (12), finishing with 100 yards and a touchdown.
- Helped block for Murray to rush for 123 yards (ninth in a postseason game in team history) and a touchdown on 25 carries (4.9) in the Divisional Playoff loss at Green Bay (1/11/15). Also allowed Romo to complete 78.9% (15-of-19) of his passes for 191 yards, two touchdowns and a rating of 143.6 while allowing four sacks.

COLLEGE:

- While at Notre Dame, earned the distinct honor of being a two-time captain after becoming the longest tenured starter in school history, starting all 52 games of his collegiate career.
- As a senior became just the 18th student-athlete in school history to become a two-time team captain and received MVP honors for his performance in the New Era Pinstripe Bowl. Was the first offensive lineman to earn bowl MVP honors since Jay Huffman in the 1959 Liberty Bowl.
- Started all 13 games as a senior left tackle and did not allow a single sack as part of an offensive line that yielded just eight sacks (second in the country).
- Received second-team All-America accolades from *The NFL Draft Report* and Walter Camp while earning his third consecutive Guardian Award as a junior, starting every game of the season.
- Was one-of-four sets of brothers on the team - his younger brother, Nick, was a reserve center.
- As a sophomore, earned first-team All-Major Independent and All-American honorable mention, starting all 13 games at left tackle.
- Was one of just 11 players to start all 13 games, winning his first Guardian Award as a redshirt freshman.
- Had 11 starts at left tackle and two on the right side.
- Redshirted as a true freshman.

PERSONAL:

- Prepped at Bishop Chatard High School in Indianapolis, Ind., and was named to the Best in the Midwest Team by *The Detroit Free Press*.
- Was a first-team all-state selection as a junior and senior and named to the *Bloomington Herald Times* Junior All-State Team as a sophomore.
- His brother, Nick, was drafted in the second round of the 2016 NFL Draft by the Houston Texans.
- Graduated from Notre Dame with a degree in management entrepreneurship in May of 2013.
- He and his wife, Morgan, were married in July, 2016 and have a son, Charlie.

COMMUNITY:

- 2014 Rookie Club presented by UnitedHealthcare.
- 2014 NFL PLAY 60 FITNESSGRAM® school visit.
- 2014-19 Home Run Derby Competition benefiting the Salvation Army.
- 2014-19 Dallas Cowboys U High School Camp.
- 2014 NFL Play 60 clinic, London, England.
- 2014 Fan Appreciation Pep Rally, London, England.
- 2015 Taste of the NFL: The Ultimate Cowboys Tailgate Party host benefiting North Texas Food Bank.

- 2015-16 Albertson's charity event.
- 2015, 2017 Cowboys Draft Day/Fan Appreciation Party.
- 2016 Offensive Line visit to North Texas Food Bank.
- 2016 Fashion's for First Downs Dallas Cowboys Women's Charity Fashion Show.
- 2016 Ford Firehouse Renovation.
- 2016-18 Taste of the Cowboys benefiting North Texas Food Bank.
- 2017, 2019 NFL My Cause My Cleats Campaign.
- 2017 The Salvation Army Disaster Relief Telethon for Hurricane Harvey.
- 2017 Thanksgiving Military Family Surprise presented by Ford.
- 2017, 2019 Early Thanksgiving at The Salvation Army.
- 2017 Team Ambassador for Water Boys Charity with Chris Long.
- 2019 Fuel Up to Play 60 VIP for a Day, guest speaker.
- 2020 Cowboys Draft Live virtual draft party.
- Annual Team Holiday Hospital Visits.
- Kick Off Luncheon and Dallas Cowboys Family Cookbook benefiting Happy Hill Farm.
- Make-A-Wish Foundation of North Texas.
- Salvation Army Angel Tree Christmas Program.

MARTIN'S COWBOYS TOTALS

GAMES/STARTS (regular season, playoffs): 2014 (16/16, 2/2); 2015 (16/16); 2016 (16/16, 1/1); 2017 (16/16); 2018 (14/14, 2/12); 2019 (16/16).
Totals: **94/94, 5/5.**

GERALD McCOY
93 • Defensive Tackle

6-4 • 300 • 2/25/88
Oklahoma • UFA(Car)-'20
NFL: 11th Year • Cowboys: 1st Year
Games/Starts: 2019-16/16-Car; Career-139/139
Postseason: 2019-0/0; Career-0/0



PRO: The Dallas Cowboys will feature an updated look on defense in 2020 under new Defensive Coordinator Mike Nolan, and one of their first moves was to refresh the defensive front by signing defensive tackle Gerald McCoy as an unrestricted free agent. McCoy, who brings 10 years of NFL experience on the defensive line, has been a disruptive force in the middle of the defensive line through 139 career games. Since entering the league in 2010, he ranks fourth in sacks (59.5), tackles for loss (79) and quarterback pressures (141), while starting the second-most games (139) at the defensive tackle position. A six-time Pro Bowl honoree and Associated Press first-team selection in 2013, McCoy has started all 139 games played in his career, while tallying 352 tackles, 59.5 sacks, 79 tackles for loss, 141 pressures and six forced fumbles in his career. His presence in the middle of the Cowboys defensive front should give Dallas a much-needed veteran influence that has the potential to wreak havoc on opposing offenses.

TRANSACTION SUMMARY:

- 3/18/20:** Signed a three-year contract with Dallas through 2022.
- 5/20/19:** Released by Tampa Bay, and signed a one-year contract with Carolina (6/4).
- 10/25/14:** Signed a seven-year contract extension with Tampa Bay.
- 11/7/11:** Placed on Reserve/Injured with a biceps injury.
- 12/14/10:** Placed on Reserve/Injured with a biceps injury.
- 4/22/10:** Drafted in the first round (third overall) of the 2010 NFL Draft by Tampa Bay.

2019 (Tampa Bay/Carolina):

- Released by Tampa Bay after nine seasons with the Buccaneers, and signed with Carolina prior to training camp.
- Started all 16 games for the Panthers, tallying 38 tackles, 5.0 sacks, 13 pressures and two pass deflections.
- Posted his eighth consecutive season with at least 5.0 sacks, one-of-12 NFL defenders with a streak of at least eight seasons since he entered the league in 2010, and he is the only tackle with a streak that long.
- Talled one tackle in his Panthers debut against the LA Rams (9/8), then established a season-high with four tackles against his former team - Tampa Bay (9/12).
- Recorded his first sacks of the season in Week 6 against his former squad in Tampa Bay (10/13), compiling 2.5 and adding a pass deflection against the Buccaneer.
- Added sacks against Green Bay (11/10), Atlanta (11/17) and Washington (12/1) in 2019.

2018 (Tampa Bay):

- Started 14 games at defensive tackle, tallying 6.0 sacks - third on the team - and 28 tackles, six for loss.
- Recorded a season-high with four tackles and 2.0 sacks at the N.Y. Giants (11/18).
- Was inactive for consecutive games against Cleveland (10/21) and at Cincinnati (10/28) with a calf injury.

2017 (Tampa Bay):

- Earned a Pro Bowl selection, starting 15 games and tallying a team-high 6.0 sacks, 47 tackles and 13 tackles for loss, ranking third among all NFL defensive tackles in that category.
- Recorded sacks in back-to-back games against New England (10/5) and at Arizona (10/15), and then again against the N.Y. Jets (11/12) - adding a season-high four pressures - and at Miami (11/19).

2016 (Tampa Bay):

- Was named Associated Press All-Pro second-team after recording 7.0 sacks and 34 total tackles with two forced fumbles and two fumble recoveries, tying his career high with five pass deflections.
- Had three tackles, a sack and a season-high two pass deflections in the season-opening win at Atlanta (9/11).
- Missed the game at Carolina (10/10) with a calf injury.

2015 (Tampa Bay):

- Had 8.5 sacks, 17 pressures and 34 total tackles while starting 15 games on the defensive line.
- Recorded a season-high 1.5 sacks against Jacksonville (10/11) and at Philadelphia (11/22).
- Missed the game against Atlanta (12/6) with a hand injury.

2014 (Tampa Bay):

- Started all 13 games played and finished with 35 tackles, 8.5 sacks 14 pressures and three pass deflections.
- Had a career-best eight tackles to go with one sack in Week 1 against Carolina (9/7), then recorded a season-high 2.0 sacks at Cleveland (11/2).
- Missed three games with hand and knee injuries.

2013 (Tampa Bay):

- Started all 16 games on his way to AP All-Pro first-team honors and posted a career-high with 9.5 sacks (fourth among league tackles) along with six tackles for loss and 50 tackles.
- Tallied a career-best 3.0 sacks in the game against Atlanta (11/17) to go with five tackles and four quarterback pressures and a pass deflection.
- Recorded a career-best streak of three straight games with at least one sack against Buffalo (12/8), San Francisco (12/15) and at St. Louis (12/22).

2012 (Tampa Bay):

- Started all 16 games for the first time in his career and anchored the NFL's top-ranked rushing defense, which allowed a franchise-record 82.5 yards-per-game.
- Second on the team with 5.0 sacks and had 30 tackles, two deflections, one forced fumble and one recovery.
- Had two games with 2.0 sacks, first at Dallas (9/23), then against Philadelphia (12/9) - the only time in his career he recorded at least 2.0 sacks in multiple games in the same season.

2011 (Tampa Bay):

- Missed the majority of the season with an ankle injury that forced him on Reserve/Injured in Week 9. Before the injury, recorded 11 tackles, three pressures and a sack in six games played.
- Injured his ankle in Week 5 at San Francisco and missed the next two games, returning to start at New Orleans (11/6) before re-injuring the same ankle and missing the remainder of the season.
- Recorded his only sack of the season against Indianapolis (10/3) to go along with six tackles.

2010 (Tampa Bay):

- Started 13 games as a rookie, recording 28 tackles, 3.0 sacks, 12 pressures and five pass deflections.
- Tallied the first sack of his career at San Francisco (11/21), then compiled his first career multi-sack game with 2.0 quarterback take downs at Baltimore (11/28) the following week.
- Suffered a biceps injury at Washington (12/12) and landed on Reserve/Injured for the last three weeks of the season.

COLLEGE:

- Two-time team captain started all 40 games during his Oklahoma career (2007-09), and his 40 consecutive starts led the team and were a school record for defensive linemen.
- Finished his career with 83 tackles, including 14.5 sacks, 33 tackles for loss and 21 quarterback pressures to go with two forced fumbles and two fumble recoveries, one interception and four passes defensed.
- Led Oklahoma with 12 pressures, and was second on the team with 15.5 tackles for loss as a senior in 2009, earning All-American first-team honors from Walter Camp, Football Writers Association and Sporting News.
- In his 2008 sophomore season, led all Oklahoma interior linemen with 30 tackles and was second with 6.5 sacks.
- Named Big 12 Defensive Freshman of the Year while also earning freshman All-American honors by Rivals and *Sporting News* in 2007.

PERSONAL:

- Attended Southeast High School in Oklahoma City, Okla., and was named the *USA Today* National Defensive Player of the Year in 2005.
- Married to Ebony McCoy, the couple have four children a son, Marcellus Crutchfield, daughter, Nevaeh, and twins, Gerald and Germany.
- Majored in human relations at Oklahoma.

COMMUNITY:

- 2020 Cowboys Draft Live virtual draft part virtual meet and greet with fans.

MCCOY'S NFL TOTALS

Year Team	GP-GS	DEFENSE										INTERCEPTIONS					FUMBLES REC			
		ST	AT	TT	Sks-Yds	Tkl/Ls	QB Prs	PBU	FF	No	Yds	Avg	Lg	TD	No	Yds	Avg	Lg	TD	
2010 Tampa Bay.....	13-13	27	16	-	43	3.0(-22)	5(-10)	0	5	1	0	0	0	0	0	0	0	0	0	0
2011 Tampa Bay.....	6-6	12	1	-	13	1.0(-6)	2(-5)	3	0	1	0	0	0	0	0	0	0	0	0	0
2012 Tampa Bay.....	16-16	24	6	-	30	5.0(-35)	6(-16)	15	2	1	0	0	0	0	0	0	0	0	0	0
2013 Tampa Bay.....	16-16	35	15	-	50	9.5(-71)	6(-9)	21	4	0	0	0	0	0	0	0	0	0	0	0
2014 Tampa Bay.....	13-13	28	7	-	35	8.5(-60)	5(-7)	13	3	1	1	0	0	0	0	0	0	0	0	0
2015 Tampa Bay.....	15-15	26	8	-	34	8.5(-59)	2(-8)	17	1	0	0	0	0	0	0	0	0	0	0	0
2016 Tampa Bay.....	15-15	26	8	-	34	7.0(-51)	2(-8)	14	5	2	0	0	0	0	0	0	0	0	0	0
2017 Tampa Bay.....	15-15	33	14	-	47	6.0(-34)	7(-29)	24	1	0	0	0	0	0	0	0	0	0	0	0
2018 Tampa Bay.....	14-14	17	11	-	28	6.0(-40)	3(-5)	21	1	0	0	0	0	0	0	0	0	0	0	0
2019 Carolina.....	16-16	24	14	-	38	5.0(-27)	2(-7)	13	2	0	0	0	0	0	0	0	0	0	0	0
Totals	139-139	252	100	-	352	59.5(-405)	40(-104)	141	24	6	1	0	0.0	0	0	0	4	0	0.0	0

SINGLE-GAME HIGHS

Tackles - 8 vs. Carolina, 9/7/14

Solo Tackles - 8 vs. Carolina, 9/7/14

Sacks - 3.0 vs. Atlanta, 11/17/13

Pressures - 4 four times, last at Tampa Bay, 10/13/19

MCCOY'S SACKS BY QUARTERBACK
(59.5 total)

Matt Ryan.....6.0	Josh McCown.....2.0	Tom Brady.....1.0	Philip Rivers.....1.0
Cam Newton.....3.5	Carson Palmer.....2.0	Kellen Clemens.....1.0	Trevor Siemian.....1.0
Nick Foles.....3.0	Tony Romo.....2.0	Andy Dalton.....1.0	Alex Smith.....1.0
Drew Brees.....2.5	Blake Bortles.....1.5	Dwayne Haskins.....1.0	Troy Smith.....1.0
Jameis Winston.....2.5	Robert Griffin.....1.5	Matt Hasselbeck.....1.0	Ryan Tannehill.....1.0
Jay Cutler.....2.5	Ben Roethlisberger.....1.5	EJ Manuel.....1.0	Case Keenum.....0.5
Joe Flacco.....2.0	Mark Sanchez.....1.5	Marcus Mariota.....1.0	Aaron Rodgers.....0.5
Brian Hoyer.....2.0	Russell Wilson.....1.5	Matt Moore.....1.0	
Colin Kaepernick.....2.0	Derek Anderson.....1.0	Nick Mullens.....1.0	
Eli Manning.....2.0	Terry Bridgewater.....1.0	Curtis Painter.....1.0	

MCCOY'S CAREER GAME-BY-GAME
DEFENSE

2010 (Tampa Bay)

Game	ST	AT	TT	Sks		QB	PBU	
				Yds	Tkl/ Ls			
W-Cle 9/12.....	3	1	-	4				
W-@ Car 9/19.....	1	5	-	6	1(-1)			
L-Pit 9/26.....	0	2	-	2				
W-@ Cin 10/10.....	0	1	-	1		2	1	
L-NO 10/17.....	1	0	-	1	1(-1)			
W-STL 10/24.....	2	1	-	3			1	
W-@ Ari 10/31.....	5	0	-	5	1(-2)	1		
L-@ Atl 11/7.....	2	1	-	3	1(-2)	1		
W-Car 11/14.....	4	1	-	5	1(-4)		2	
W-@ SF 11/21.....	3	4	-	7	1.0(-5)	3	1	
L-@ Bal 11/28.....	3	0	-	3	2.0(-17)	2		
L-Atl 12/5.....	2	0	-	2			3	
W-@ Was12/12.....	1	0	-	1				
L-Det 12/19.....					RESERVE/INJURED-Biceps			
W-Sea 12/26.....					RESERVE/INJURED-Biceps			
W-@ NO 1/2/11.....					RESERVE/INJURED-Biceps			
Totals	27	16	-	43	3.0(-22)	5(-10)	12	5

2011 (Tampa Bay)

Game	ST	AT	TT	Sks		QB	PBU	
				Yds	Tkl/ Ls			
L-Det 9/11.....	3	0	-	3				
W-@ Min 9/18.....	3	0	-	3				
W-Atl 9/25.....	1	0	-	1				
W-Ind 10/3.....	5	1	-	6	1.0(-6)	2(-5)	2	
L-@ SF 10/9.....								
W-NO 10/16.....					INACTIVE/INJURED-Ankle			
L-Chi 10/23.....					INACTIVE/INJURED-Ankle			
L-@ NO 11/6.....								
L-Hou 11/13.....					RESERVE/INJURED-Biceps			
L-@ GB 11/20.....					RESERVE/INJURED-Biceps			
L-@ Ten 11/27.....					RESERVE/INJURED-Biceps			
L-Car 12/4.....					RESERVE/INJURED-Biceps			
L-@ Jac 12/11.....					RESERVE/INJURED-Biceps			
L-Dal 12/17.....					RESERVE/INJURED-Biceps			
L-@ Car 12/24.....					RESERVE/INJURED-Biceps			
L-@ Atl 1/1/12.....					RESERVE/INJURED-Biceps			
Totals	12	1	-	13	1.0(-6)	2(-5)	3	0

2012 (Tampa Bay)

Game	ST	AT	TT	Sks		QB	PBU	
				Yds	Tkl/ Ls			
W-Car 9/9.....	2	0	-	2	1.0(-8)	1(-3)	2	
L-@ NYG 9/16.....	2	0	-	2			1	
L-@ Dal 9/23.....	3	1	-	4	2.0(-9)	1(-3)	3	
L-Was 9/30.....	3	0	-	3		1(-3)		
W-KC 10/14.....	1	0	-	1				
L-NO 10/21.....	1	2	-	3			1	
W-@ Min 10/5.....	1	0	-	1				
W-@ Oak 11/4.....	0	1	-	1				
W-SD 11/11.....	1	0	-	1			1	
W-@ Car 11/18.....	2	0	-	2		1(-2)		
L-Atl 11/25.....								
L-@ Den 12/2.....	4	0	-	4				
L-Phi 12/9.....	4	1	-	5	2.0(-18)	1(-4)	3	
L-@ NO 12/16.....	0	1	-	1		1(-1)	3	
L-STL 12/23.....							2	
W-@ Atl 12/30.....								
Totals	24	6	-	30	5.0(-35)	6(-16)	15	2

2013 (Tampa Bay)

Game	ST	AT	TT	Sks		QB	Prs	PBU
				Yds	Tkl/ Ls			
L-@ NYJ 9/9.....	1	1	-	2				1
L-NO 9/15.....	2	0	-	2	1.0(-7)			
L-@ NE 9/22.....	3	0	-	3				
L-Ari 9/29.....	1	0	-	1	1.0(-8)			1
L-Phi 10/13.....	2	1	-	3				1
L-@ Atl 10/20.....	1	1	-	2			1(-1)	1
L-Car 10/24.....	1	0	-	1				
L-@ Sea 11/3.....	2	4	-	6				2
W-Mia 11/11.....	3	2	-	5	1.0(-10)	2(-4)	3	
W-Atl 11/17.....	4	1	-	5	3.0(-20)			4
W-@ Det 11/24.....	3	0	-	3		2(-3)		
L-@ Car 12/1.....								
W-Buf 12/8.....	5	1	-	6	1.0(-2)		3	1
L-SF 12/15.....	2	1	-	3	1.0(-9)	1(-1)	1	
L-@ STL 12/22.....	4	2	-	6	1.0(-10)			1
L-@ NO 12/29.....	1	1	-	2	0.5(-5)			1
Totals	35	15	-	50	9.5(-71)	6(-9)	19	4

2014 (Tampa Bay)

Game	ST	AT	TT	Sks		QB	Prs	PBU
				Yds	Tkl/ Ls			
L-Car 9/7.....	8	0	-	8	1.0(-9)	1(-1)		
L-STL 9/14.....								
L-@ Atl 9/18.....					INACTIVE/INJURED-Hand			
W-@ Pit 9/25.....	1	1	-	2	1.0(-6)		1	1
L-@ NO 10/5.....	3	1	-	4		2(-4)	4	
L-Bal 10/12.....	2	1	-	3		1(-1)		
L-Min 10/26.....	1	1	-	2	1.0(-6)		2	1
L-@ Cle 11/2.....	2	0	-	2	2.0(-13)			2
L-Atl 11/9.....	1	0	-	1		1(-1)		
W-@ Was11/16.....	3	2	-	5	1.5(-11)		2	
L-@ Chi 11/23.....	3	0	-	3	1.0(-7)		1	
L-Cin 11/30.....	2	0	-	2	1.0(-8)		1	1
L-@ Det 12/7.....	2	0	-	2				
L-@ Car 12/14.....	0	1	-	1				
L-GB 12/21.....					RESERVE/INJURED-Knee			
L-NO 12/28.....					RESERVE/INJURED-Knee			
Totals	28	7	-	35	8.5(-60)	5(-7)	14	

2015 (Tampa Bay)

Game	ST	AT	TT	Sks		QB	Prs	PBU
				Yds	Tkl/ Ls			
W-Ten.....	3	0	-	3	1.0(-11)			2
L-@ NO.....	2	0	-	2	1.0(-11)			1
L-@ Hou.....	1	1	-	2				1
L-Car.....	4	0	-	4	1.0(-9)	1(-5)	1	
W-Jac.....	1	2	-	3	1.5(-5)	1(-3)	2	
W-@ Was.....	1	1	-	2				1
L-@ Atl.....	1	0	-	1				3
L-NYG.....	1	0	-	1				3
W-Dal.....	1	0	-	1				
W-@ Phi.....	2	1	-	3	1.5(-10)		2	
W-@ Ind.....	2	1	-	0	1.0(-4)		1	
W-Atl.....					INACTIVE/INJURED-Hand			
W-NO.....	2	1	-	3				
L-@ STL.....	0	1	-	1	0.5(-6)		1	
L-Chi.....	4	0	-	4	1.0(-3)		1	
W-@ Car.....	1	1	-	2			1	
Totals	26	8	-	34	8.5(-59)	2(-8)	17	1

McCOY'S CAREER GAME-BY-GAME, CONT.

2016 (Tampa Bay)							
Game	ST	AT	TT	Sks Yds	Tkl/ Ls	QB Prs	PBU
W-@ Ari 9/11	3	0	3	1.0(-6)	2(-8)	1	2
L-@ Ari 9/18	2	1	3			1	
L-LAR 9/25	1	1	2				
L-Den 10/2	1	1	2	1.0(11)		1	
W-@ Car 10/10				INACTIVE/INJURED-Calf			
W-@ SF 10/23	2	1	3	1.0(-4)		1	1
L-Oak 10/30	1	0	1			1	
L-Atl 11/3	3	0	3	1.0(-9)		1	
W-Chi 11/13	2	1	3	0.5(-3)		1	
W-@ KC 11/20							1
W-Sea 11/27	2	1	3	1.5(-10)		2	
W-@ SD 12/4	1	0	1	1.0(-7)		2	
W-NO 12/11	1	1	2			2	
L-@ Dal 12/18							
L-@ NO 12/14	2	0	2			1	1
W-Car 1/1/17	5	1	6			0	
Totals	26	8	34	7.0(-50)	2(-8)	14	5

2017 (Tampa Bay)							
Game	ST	AT	TT	Sks Yds	Tkl/ Ls	QB Prs	PBU
W-Chi 9/17	1	2	3		1(-3)	4	
L-@ Min 9/24	2	2	4			1	
W-NYG 10/1	4	0	4			1	
L-NE 10/5	3	1	4	1.0(-3)	3(-11)	1	1
L-@ Ari 10/15	2	0	2	1.0(-5)		3	
L-@ Buf 10/22	1	0	1			3	
L-Car 10/29	2	0	2		1(-6)		
L-@ NO 11/5	3	1	4			1	
W-NYJ 11/12	4	0	4	2.0(-14)		4	
W-@ Mia 11/19	3	4	7	1.0(0)	1(-6)	3	
L-@ Atl 11/26	2	0	2			1	
L-@ GB 12/3	2	1	3		1(-3)	1	
L-Det 12/10							
L-Atl 12/18				INACTIVE/INJURED-Bicep			
L-@ Car 12/24	2	2	4	1.0(-12)		2	
W-NO 12/31	2	1	3				
Totals	33	14	47	6.0(-34)	7(-29)	24	1

2018 (Tampa Bay)							
Game	ST	AT	TT	Sks Yds	Tkl/ Ls	QB Prs	PBU
W-@ NO 9/9	1	2	3		1(-1)		2
W-Phi 9/16	2	1	3	1.0(-9)			2
L-Pit 9/24	1	1	2	0.5(-10)	1(-1)	2	
L-@ Chi 9/30	0	2	2				1
L-@ Atl 10/14							1
W-Cle 10/21				INACTIVE/INJURED-Calf			
L-@ Cin 10/28				INACTIVE/INJURED-Calf			
L-@ Car 11/4	0	2	2	0.5(-5)			1
L-Was 11/11	1	0	1	1.0(0)			3
L-@ NYG 11/18	4	0	4	2.0(-18)			2
W-SF 11/25	1	0	1	1.0(-4)			1
W-Car 12/2	1	0	1				2
L-NO 12/9	0	1	1				1
L-@ Bal 12/16	2	1	3				
L-@ Dal 12/23	1	0	1				1
L-Atl 12/30	3	1	4		1(-3)	3	
Totals	17	11	28	6.0(-46)	3(-5)	21	1

2019 (Carolina)							
Game	ST	AT	TT	Sks Yds	Tkl/ Ls	QB Prs	PBU
L-LAR 9/8	0	1	1				
L-TB 9/12	3	1	4		1(-2)		1
W-@ Ari 9/22	2	0	2				
W-@ Hou 9/29							
W-Jac 10/6	3	1	4				
W-@ TB 10/13	2	2	4	2.5(-12)		4	1
L-@ SF 10/27	2	0	2				
W-Ten 11/3	3	0	3		1(-2)		1
L-@ GB 11/10	2	2	4	0.5(-1)	1(-3)		1
L-Atl 11/17	3	1	4	1.0(-6)		2	1
L-@ NO 11/24							2
L-Was 12/1	1	1	2	1.0(-9)			1
L-@ Atl 12/8							1
L-Sea 12/15	2	2	4				
L-@ Ind 12/22	1	0	1				
L-NO 12/29	0	3	3				
Totals	24	14	38	5.0(-28)	3(-7)	13	2

CONNOR McGOVERN

66 • Guard


6-5 • 315 • 11/3/97

Penn State • D3-'19 (90th overall)

NFL: 2nd Year • Cowboys: 2nd Year

Games/Starts: 2019-0/0-IR; Career-0/0

Postseason: 2019-0/0; Career-0/0



PRO: The Dallas Cowboys further added to a position of strength with the team's third round selection (90th overall) of Connor McGovern in the 2019 NFL Draft. A three-year starter at Penn State, McGovern saw action at both guard and center throughout his collegiate campaign. The former Nittany Lion made 35 starts in 39 career game, but his rookie season never got underway as a torn pectoral muscle suffered in training camp landed him on Reserve/Injured for the season. He will return to full health in 2020 and will battle for playing time along a stacked offensive line.

TRANSACTION SUMMARY:

9/2/19: Placed on Reserve/Injured with a pectoral injury.

4/26/19: Drafted in the third round (90th overall) by Dallas.

2019:

- After being drafted in the third round (90th overall) of the NFL Draft, tore a pectoral muscle in training camp and landed on IR for the entire season.

COLLEGE:

- Earned third-team All-Big Ten honors by the league's coaches and media and won the team's Dick Maginnis Memorial Award, as an outstanding offensive lineman, making 13 starts - 12 at right guard and one at center as a junior.

- Started all 13 games at center as a sophomore.
- Named BTN.com All-Big Ten Freshman Team honorable mention as a true freshman after appearing in 13 games with nine starts.

PERSONAL:

- Four-year letterman and two-time captain at Lake-Lehman, Pa., High School and selected to the 2016 Army All-American Game, named to the Scout All-America team and was a finalist for Pennsylvania Mr. Football.
- Earned Wyoming Valley Football Conference first-team all-league honors in 2013, 2014 and 2015.
- As a senior, selected as the Wyoming Valley Football Conference Most Valuable Player, earned first-team all-state honors and selected as team MVP in 2015.
- Earned two letters each in basketball and track & field, earned an all-conference selection and was a District 2 shot put champion in 2015.
- Majored in agribusiness management at Penn State.

COMMUNITY:

- 2019 Reliant Home Run Derby benefiting the Salvation Army.
- 2019 Dallas Cowboys U High School Camp.

McGOVERN'S COWBOYS TOTALS

GAMES/STARTS (regular season, playoffs): 2019 (0/0-IRR)

DONTARI POE
 95 • Defensive Tackle

6-3 • 342 • 8/18/90
 Memphis • UFA(Car)-'20
 NFL: 9th Year • Cowboys: 1st
 Games/Starts: 2019-11/10-Car; Career-121/118
 Postseason: 2019-0/0; Career-6/6



PRO: The Dallas Cowboys continued their rebuild on the defensive line in 2020 with a sizable addition in 346-pound defensive tackle Dontari Poe. Poe, originally a first round draft pick (11th overall) of the Kansas City Chiefs in 2012, is the type of massive presence in the middle of the defense that the Cowboys have been lacking in recent seasons. In his eight NFL seasons, Poe has started 118-of-121 career games for three different teams, compiling 290 tackles, 20.5 sacks, 14 pass breakups and two forced fumbles. His ability to absorb double teams and push the middle of the pocket will affect opposing quarterbacks and allow for the Cowboys Pro bowl linebacking core to diagnose and attack the offense.

TRANSACTION SUMMARY:

- 4/9/20:** Signed a two-year contract with Dallas through 2021.
- 11/27/19:** Placed on Reserve/Injured with a quadriceps injury.
- 3/15/18:** Signed a three-year contract with Carolina through 2020.
- 3/16/17:** Signed a one-year contract with Atlanta through 2017.
- 4/24/15:** Club exercised fifth-year option.
- 4/26/12:** Drafted in the first round (11th overall) by Kansas City.

2019 (Carolina):

- Started eight-of-11 games played before suffering a season-ending quadriceps injury and compiled 19 tackles with 4.0 sacks in his second year as a Panther.
- Recorded his first sack of the season against Tampa Bay (9/12), then tied his season-best with three tackles and a sack against Tennessee (11/3).
- Suffered a torn quadriceps at New Orleans (11/24) and placed on Reserve/Injured for the remainder of 2019.

2018 (Carolina):

- Started all 16 games for Carolina in 2018, tallying 32 tackles, six pressures and one sack.
- Made his Panthers debut against Dallas (9/9), recording a tackle in the win.
- Compiled three quarterback pressures in back-to-back games against Baltimore (10/28) and Tampa Bay (11/4).
- Had his best game of the season at Tampa Bay (12/2), tallying six tackles and his lone sack of the season.

2017 (Atlanta):

- Started 16 games at defensive tackle and posted 39 tackles, 10 quarterback pressures, 2.5 sacks, four tackles for loss and two passes defended.
- Had his first full sack of the season against Dallas (11/12), adding four tackles.
- Recorded a season-high five tackles and added a sack against New Orleans (12/7).

2016 (Kansas City):

- Played his final season for Kansas City in 2016, starting all 16 games, while recording 27 total tackles with 1.5 sacks, three passes defended, and one forced fumble.
- Threw a jump pass for a two-yard touchdown against Denver (12/25), becoming heaviest player to throw for a touchdown in NFL history.
- Talled his lone full sack of the season against Tennessee (12/18), adding one tackle and a forced fumble.

2015 (Kansas City):

- Played in 15 games with 13 starts while recording 39 tackles with a sack, one forced fumble and one fumble recovery.
- Scored his first career rushing touchdown on a one-yard run at San Diego (11/22), making him the heaviest player in NFL history to find the end zone on the ground and becoming only the sixth defensive lineman to rush for a touchdown in NFL history.
- Talled his only sack of the season against Detroit (11/1), then recorded a season-high six tackles against Cleveland (12/27).

2014 (Kansas City):

- Put together a Pro Bowl season in 2014, making a career-high 6.0 sacks to go with 45 total tackles and one pass defended while starting all 16 games.
- Compiled his third career multi-sack game, tallying 1.5 quarterback take downs at Miami (9/21), his first sacks of the season.
- Recorded a career-best three-game sack streak with one each against the N.Y. Jets (11/2), at Buffalo (11/9) and against Seattle (11/16).

2013 (Kansas City):

- Earned his first Pro Bowl nod and earned AP second-team All-Pro honors, tallying 4.5 sacks and a career-best 51 tackles while deflecting four passes in 15 games.
- Had his first career multi-sack games in the first two games of the season, first recording 1.5 sacks at Jacksonville (9/8) in the season opener, and then adding 2.0 sacks against Dallas (9/15).
- Talled a career-best nine tackles at Buffalo (11/3).

2012 (Kansas City):

- Started all 16 games in his first NFL season and earned Kansas City's Mack Lee Hill Award as the team's top rookie while recording 38 tackles, including three for loss, with three pressures and four passes defended.
- Made two tackles in his NFL debut against Atlanta (9/9).
- Recorded a season-high five tackles at Oakland (11/16).

COLLEGE:

- Became the third first round draft selection in Memphis football history after playing in 35 games with 30 starts in three seasons with the Tigers, compiling 101 tackles 5.0 sacks and 21.5 tackles for loss.
- Started all 12 games as a junior in 2011 and named second-team All-Conference USA and was the Tigers Most Valuable Player and Defensive Player of the Year, finishing with 33 tackles, eight tackles for loss and a sack.
- Earned All-Conference USA honorable mention accolades after starting all 12 games at defensive tackle as a sophomore in 2010 and recording a career-best 41 tackles with 2.0 sacks and 6.5 tackles for loss.
- Appeared in 11 games with six starts as a true freshman in 2009 and named to the Conference USA All-Freshman team.

PERSONAL:

- Attended Wooddale High School in Memphis, Tenn., where he played football and threw shut put on the track team.
- Majored in child and family studies at Memphis.

POE'S NFL TOTALS

Year Team	GP-GS	DEFENSE								INTERCEPTIONS					FUMBLES REC				
		ST	AT	TT	Sks-Yds	Tkl/Ls	QB Prs	PBU	FF	No	Yds	Avg	Lg	TD	No	Yds	Avg	Lg	TD
2012 Kansas City.....	16-16	28	10	38	0.0(0)	0(0)	3	4	0	0	0	0.0	0	0	0	0	0.0	0	0
2013 Kansas City.....	15-15	43	8	51	4.5(30)	2(-2)	7	4	0	0	0	0.0	0	0	0	0	0.0	0	0
2014 Kansas City.....	16-16	37	8	45	6.0(-31)	1(-1)	8	1	0	0	0	0.0	0	0	0	0	0.0	0	0
2015 Kansas City.....	15-13	29	10	39	1.0(-2)	2(-4)	3	0	1	0	0	0.0	0	0	1	0	0.0	0	0
2016 Kansas City.....	16-16	18	9	27	1.5(-3)	1(-2)	1	3	1	0	0	0.0	0	0	0	0	0.0	0	0
2017 Atlanta.....	16-16	23	16	39	2.5(-17)	2(-4)	10	2	0	0	0	0.0	0	0	0	0	0.0	0	0
2018 Carolina.....	16-16	14	18	32	1.0(-6)	2(-3)	6	0	0	0	0	0.0	0	0	0	0	0.0	0	0
2019 Carolina.....	11-10	15	4	19	4.0(-26)	0(0)	11	0	0	0	0	0.0	0	0	0	0	0.0	0	0
Totals.....	121-118	207	83	290	20.5(-115)	10(-16)	49	14	2	0	0	0.0	0	0	1	0	0.0	0	0
Playoffs																			
2013 Kansas City.....	1-1	0	1	1	0.0(0)	0(0)	0	0	0	0	0	0.0	0	0	0	0	0.0	0	0
2015 Kansas City.....	2-2	1	4	5	0.0(0)	0(0)	0	0	0	0	0	0.0	0	0	1	0	0.0	0	0
2016 Kansas City.....	1-1	0	4	4	0.0(0)	0(0)	0	1	0	0	0	0.0	0	0	0	0	0.0	0	0
2017 Atlanta.....	2-2	4	1	5	0.0(0)	1(-1)	0	0	0	0	0	0.0	0	0	0	0	0.0	0	0
Totals.....	6-6	5	10	15	0.0(0)	1(-1)	0	1	0	0	0	0.0	0	0	1	0	0.0	0	0

ADDITIONAL STATISTICS

- Passing** – 2016 (1 for 1, 2 yards, 1 TD).
Rushing – 2015 (1 for 1 yard, 1 TD), 2016 (1 for 1 yard, 1 TD).
Totals: 2 for 2 yards, 2 TD

SINGLE-GAME HIGHS

- Tackles** – 9 @ Buffalo, 11/3/13
Solo Tackles – 6 @ Tennessee, 10/6/13
Sacks – 2.0 vs. Dallas, 9/15/13
QB Pressures – 3, three times, last vs. Tampa Bay, 11/4/18

**POE'S CAREER GAME-BY-GAME
DEFENSE**

Game	2012 (Kansas City)			Sks Yds	Tk/ Ls	QB Prs	PBU
	ST	AT	TT				
L-Atl 9/9.....	1	1	2				
L-@ Buf 9/16.....	2	1	3				1
W-@ NO 9/23.....	0	0	0				
L-SD 9/30.....	1	0	1				
L-Bal 10/7.....	1	0	1				
L-@ TB 10/14.....	2	0	2				
L-Oak 10/28.....	4	0	4				
L-@ SD 11/1.....	0	2	2				
L-@ Pit 11/12.....	0	1	1				
L-Cin 11/18.....	1	1	2			1	1
L-Den 11/25.....	3	1	4				1
W-Car 12/2.....	1	0	1			1	
L-@ Cle 12/9.....	3	1	4				
L-@ Oak 12/16.....	4	1	5				
L-Ind 12/23.....	3	0	3				1
L-@ Den 12/30.....	2	1	3				
Totals	28	10	38			3	4

Game	2013 (Kansas City)			Sks Yds	Tk/ Ls	QB Prs	PBU	
	ST	AT	TT					
W-@ Jac 9/8.....	5	1	6	1.5(-9)			2	1
W-Dal 9/15.....	4	0	4	2.0(-14)			2	
W-@ Phi 9/19.....	0	0	0					1
W-NYG 9/29.....	2	0	2					
W-@ Ten 10/6.....	6	1	7	1.0(-7)			1	
W-Oak 10/13.....	2	0	2		1(-1)			1
W-Hou 10/20.....	3	1	4		1(-1)			
W-Cle 10/27.....	2	0	2					
W-@ Buf 11/3.....	5	4	9					
L-@ Den 11/17.....	3	0	3					1
L-SD 11/24.....	2	0	2					
L-Den 12/1.....	3	0	3					
W-@ Was 12/8.....	3	0	3					
W-@ Oak 12/15.....	0	0	0					
L-Ind 12/22.....	3	1	4				2	
L-SD 12/29.....				INACTIVE				
Totals	43	8	51	4.5(-30)	2(-2)		7	4

Game	2014 (Kansas City)			Sks Yds	Tk/ Ls	QB Prs	PBU	
	ST	AT	TT					
L-Ten 9/7.....	5	1	6				1(-1)	
L-@ Den 9/14.....	1	0	1					
W-@ Mia 9/21.....	2	1	3	1.5(-5)			2	1
W-NE 9/29.....	1	0	1					
L-@ SF 10/5.....	2	1	3	0.5(-4)			1	
W-@ SD 10/19.....	1	0	1					
W-StL 10/26.....	4	0	4					
W-NYJ 11/2.....	4	0	4	1.0(0)			1	
W-@ Buf 11/9.....	3	1	4	1.0(-6)			1	
W-Sea 11/16.....	2	1	3	1.0(-8)			2	
L-@ Oak 11/20.....	2	0	2					
L-Den 11/30.....	3	0	3					
L-@ Ari 12/7.....	3	0	3					
W-Oak 12/14.....	1	0	1					
L-@ Pit 12/21.....	1	2	3					
W-SD 12/28.....	2	1	3	1.0(-8)			1	
Totals	37	8	45	6.0(-31)			8	1

Game	2014 (Kansas City)			Sks Yds	Tk/ Ls	QB Prs	PBU	
	ST	AT	TT					
L-Ten 9/7.....	5	1	6				1(-1)	
L-@ Den 9/14.....	1	0	1					
W-@ Mia 9/21.....	2	1	3	1.5(-5)			2	1
W-NE 9/29.....	1	0	1					
L-@ SF 10/5.....	2	1	3	0.5(-4)			1	
W-@ SD 10/19.....	1	0	1					
W-StL 10/26.....	4	0	4					
W-NYJ 11/2.....	4	0	4	1.0(0)			1	
W-@ Buf 11/9.....	3	1	4	1.0(-6)			1	
W-Sea 11/16.....	2	1	3	1.0(-8)			2	
L-@ Oak 11/20.....	2	0	2					
L-Den 11/30.....	3	0	3					
L-@ Ari 12/7.....	3	0	3					
W-Oak 12/14.....	1	0	1					
L-@ Pit 12/21.....	1	2	3					
W-SD 12/28.....	2	1	3	1.0(-8)			1	
Totals	37	8	45	6.0(-31)			8	1

Game	2015 (Kansas City)			Sks Yds	Tk/ Ls	QB Prs	PBU	
	ST	AT	TT					
W-@ Hou 9/13.....	1	1	2					
L-Den 9/17.....	0	0	0					
L-@ GB 9/28.....	3	0	3					
L-Cin 10/4.....	2	2	4				1(-1)	
L-Chi 10/11.....	2	2	4					
L-@ Min 10/18.....				INACTIVE/INJURED			Ankle	
W-Pit 10/25.....	1	1	2					
W-Det 11/1.....	3	0	3	1.0(-2)			1	
W-@ Den 11/15.....	1	1	2					
W-@ SD 11/22.....	3	1	4					
W-Buf 11/29.....	2	0	2					
W-@ Oak 12/6.....	2	0	2					
W-SD 12/13.....	2	0	2				1(-3)	2
W-@ Bal 12/20.....	1	1	2					
W-Cle 12/7.....	5	1	6					
W-Oak 1/3/16.....	1	0	1					
Totals	29	10	39	1.0(-2)		2(-4)	3	

Game	2015 (Kansas City)			Sks Yds	Tk/ Ls	QB Prs	PBU	
	ST	AT	TT					
W-@ Hou 1/9/16.....	1	4	5					
L-@ NE 1/16/16.....								
Totals	1	4	5					

Game	2016 (Kansas City)			Sks Yds	Tk/ Ls	QB Prs	PBU	
	ST	AT	TT					
W-SD 9/11.....	1	0	1				1	
L-@ Hou 9/18.....	2	3	5				2	
W-NYJ 9/25.....							1	
L-@ Pit 10/2.....	0	1	1	0.5(-3)			1	
W-@ Oak 10/16.....								
W-NO 10/23.....								
W-@ Ind 10/30.....	1	1	2				1	
W-Jac 11/6.....	2	0	2				1(-2)	
W-@ Car 11/13.....	1	3	4					1
L-TB 11/20.....	2	0	2				1	1
W-@ Den 11/27.....	1	0	1					
W-@ Atl 12/4.....	3	0	3				2	
W-Oak 12/8.....	1	1	2					
L-Ten 12/18.....	1	0	1	1.0(0)				
W-Den 12/25.....	1	0	1					1
W-@ SD 1/1/17.....	2	0	2					
Totals	18	9	27	1.5(-3)		1(-2)	9	3

Game	2016 (Kansas City)			Sks Yds	Tk/ Ls	QB Prs	PBU	
	ST	AT	TT					
W-PIT 1/15/17.....	0	4	4					1

Game	2017 (Atlanta)			Sks Yds	Tk/ Ls	QB Prs	PBU	
	ST	AT	TT					
W-@ Chi 9/10.....							1	
W-GB 9/17.....	1	0	1					
W-@ Det 9/24.....								
L-Buf 10/1.....	3	2	5				1(-1)	
L-Mia 10/15.....	1	0	1					2
L-@ NE 10/22.....	2	2	4					
W-@ NYJ 10/29.....	2	2	4	0.5(-3)			2	
L-@ Car 11/5.....	1	0	1					
W-Dal 11/12.....	2	2	4	1.0(-7)			1	
W-Sea 11/20.....	1	1	2				1(-3)	1
W-TB 11/26.....	1	0	1					3
L-Min 12/3.....	4	1	5					
W-NO 12/7.....	2	3	5	1.0(-7)			1	
W-@ TB 12/18.....	2	0	2				1	
L-@ NO 12/24.....	1	1	2					
W-Car 12/31.....	0	2	2					
Totals	23	16	39	2.5(-17)		2(-4)	10	2

Game	2017 (Atlanta)			Sks Yds	Tk/ Ls	QB Prs	PBU	
	ST	AT	TT					
W-@ LAR 1/6/18.....	2	1	3					
L-@ Phi 1/13/18.....	2	0	2					
Totals	4	1	5					

POE'S CAREER GAME-BY-GAME, CONT.

2018 (Carolina)								2019 (Carolina)								
Game	ST	AT	TT	Sks Yds	Tkl/ Ls	QB Prs	PBU	Game	ST	AT	TT	Sks Yds	Tkl/ Ls	QB Prs	PBU	
W-Dal 9/9.....	0	1	-	1				L-LAR 9/8.....	2	1	-	3				
L-@ Atl 9/16.....	1	0	-	1				L-TB 9/12.....	2	0	-	2	1.0(-9)			
W-Cin 9/23.....	1	3	-	4				W-@ Ari 9/22.....	2	1	-	3				
W-NYG 10/7.....	1	2	-	3				W-@ Hou 9/29.....	1	0	-	1				
L-@ Was 10/14.....	1	0	-	1			1	W-Jac 10/6.....	1	1	-	2				
W-@ Phi 10/21.....	0	1	-	1				W-@ TB 10/13.....	2	0	-	2	1.0(-4)			
W-Bal 10/28.....	0	1	-	1			3	L-@ SF 10/27.....	1	0	-	1				
W-TB 11/4.....	0	2	-	2			3	W-Ten 11/3.....	2	1	-	3	1.0(-7)			
L-@ Pit 11/8.....	3	1	-	4				L-@ GB 11/10.....								
L-@ Det 11/18.....	0	1	-	1				L-Atl 11/17.....	1	0	-	1	1.0(-6)			
L-Sea 11/25.....	1	1	-	2			2(-3)	L-@ NO 11/24.....	1	0	-	1				
L-@ TB 12/2.....	5	1	-	6	1.0(-6)			L-Was 12/1.....					RESERVE/INJURED-Quadriceps			
L-@ Cle 12/9.....	1	2	-	3				L-@ Atl 12/8.....					RESERVE/INJURED-Quadriceps			
L-NO 12/17.....							1	L-Sea 12/15.....					RESERVE/INJURED-Quadriceps			
L-Atl 12/23.....	0	1	-	1				L-@ Ind 12/22.....					RESERVE/INJURED-Quadriceps			
W-@ NO 12/30.....	0	1	-	1				L-NO 12/29.....					RESERVE/INJURED-Quadriceps			
Totals	14	18	-	32	1.0(-6)	2(-3)	8	Totals	15	4	-	19	4.0(-26)			

TONY POLLARD

20 • Running Back

6-0 • 210 • 4/30/97

Memphis • D4-'19 (128th overall)

NFL: 2nd Year • Cowboys: 2nd Year

Games/Starts: 2019-15/0; Career-15/0

Postseason: 2019-0/0; Career-0/0



PRO: The Dallas Cowboys drafted running back Tony Pollard in the fourth round (128th overall) of the NFL Draft to be a complement to Ezekiel Elliott in the backfield and provide an electric weapon to the offensive arsenal. As a rookie, Pollard showed flashes of why the Cowboys drafted him, recording two 100-yard outings while also proving true as a reliable receiver out of the backfield. He finished his rookie season averaging 5.3 yards-per-rush (86 for 455 yards) with two scores and catching 15 passes for 107 yards with a touchdown. He also showed some skills as a kickoff returner, taking back 14 kicks for 245 yards.

TRANSACTION SUMMARY:

4/26/19: Drafted in the fourth round (128th overall) by Dallas.

2019:

- Served as the primary backup to Elliott and played in 15 games, rushing 86 times for 455 yards (5.3) with two touchdowns. Added 15 catches for 107 yards and a touchdown and returned 14 kickoffs 245 yards.
- Made his NFL debut in the opener against the N.Y. Giants (9/8) and had 24 yards on 13 carries, then had his first career catch the next week for three yards at Washington (9/15).
- Tallied his first career 100-yard outing and touchdown, finishing the game against Miami (9/22) with 103 yards and the touchdown. Teamed with Elliott (125) to mark the fourth time in franchise history the Cowboys had a pair of 100-yard rushers in the same game.
- Had his first career receiving touchdown at Detroit (11/17). Along with Elliott's receiving score, it marked the first time since 2001 Dallas had two running backs each with a receiving touchdown.
- Had a season-high 131 yards on 12 carries with a touchdown and a season-long of 44 yards against the LA Rams (12/15). With Elliott's 117 yards, it was the second time on the season Dallas had two rushers top 100 yards in the same game - the first time it has happened multiple times in a season and fifth time overall. The last NFL team with two rushers topping 100 yards each in a game multiple times in a season was Houston in 2011.

COLLEGE:

- Set career-bests with 78 rush attempts for 552 yards and six touchdowns, adding 39 catches for 458 yards and three touchdowns through the air as a junior.
- Named first-team All-America by Walter Camp and Football Writers of America after leading the nation in kick return average (40.0) and tied for the lead with four kick return touchdowns. Played in all 13 games and finished with 1,649 all-purpose yards (fourth-most in school history), recording 36 catches for 536 yards, 230 rushing yards and 10 total touchdowns.
- Played in all 13 games with seven starts as a redshirt freshman, ranking among FBS leaders in kick return yards (1,068, second) and touchdowns (two, second).
- Finished third on the team with 29 catches for 298 yards and two touchdowns, adding 159 yards on the ground.
- Redshirted as a true freshman in 2015.

PERSONAL:

- Was a two-way all-district selection at both wide receiver and defensive back at Melrose High School in Memphis, Tenn., registering over 1,200 receiving yards and 20 touchdowns a senior in 2014.
- Earned his degree in sport and leisure management at Memphis.

COMMUNITY:

- 2019 Rookie Club presented by Essilor USA.
- 2019 Reliant Home Run Derby benefiting the Salvation Army.
- 2019 Dallas Cowboys U High School Camp.
- 2019 Early Thanksgiving Day Meal at The Salvation Army.
- Annual Team Holiday Hospital Visits.
- Kick Off Luncheon and Dallas Cowboys Family Cookbook benefiting Happy Hill Farm.
- Make-A-Wish Foundation of North Texas.
- Salvation Army Angel Tree Christmas Program.

POLLARD'S COWBOYS TOTALS

Year Team	GP-GS	RUSHING					RECEIVING				
		No	Yds	Avg	Long	TD	No	Yds	Avg	Long	TD
2019 Dallas	15-0	86	455	5.3	44t	2	15	107	7.1	21t	1

Year Team	KICKOFF RETURNS					PUNT RETURNS					
	No	Yds	Avg	Long	TD	No	Yds	Avg	FC	Long	TD
2019 Dallas	14	245	17.5	30	0	0	0	0.0	0	0	0

SINGLE-GAME HIGHS

- Carries** – 14 vs. Washington, 12/29/19
- Rushing Yards** – 131 vs. LA Rams, 12/15/19
- Rush Average** – 10.9 (12 for 131) vs. LA Rams, 12/15/19
- Long Run** – 44t vs. LA Rams, 12/15/19
- Receptions** – 4 @ Detroit, 11/17/19
- Receiving Yards** – 44 @ Detroit, 11/17/19

DAK PRESCOTT

4 • Quarterback

6-2 • 235 • 7/29/93
 Mississippi State • D4b-'16 (135th overall)
 NFL: 5th Year • Cowboys: 5th Year
 Games/Starts: 2019-16/16; Career-64/64
 Postseason: 2019-0/0; Career-3/3



PRO: With their eyes toward the future, the Dallas Cowboys picked Dak Prescott out of Mississippi State with the team's second selection in the fourth round (135th overall) of the 2016 NFL Draft. The move was a rare one for Dallas, as Prescott became the first quarterback drafted by the Cowboys since Stephen McGee in 2009, and only the fifth in the common draft since Jerry Jones bought the team in 1989. Prescott was slotted as Dallas' third quarterback when 2016 training camp opened, but midway through camp, a leg injury to Kellen Moore made Prescott Tony Romo's backup. His role as the primary backup was short-lived as Prescott was thrust into the role as the club's starter after Romo suffered a back injury in a preseason game at Seattle. After losing the season opener, Prescott led the Cowboys on a club-record 11-game win streak to a franchise-tying 13-3 record and the NFC East Division crown. Prescott set club rookie records with 3,667 yards, 23 touchdowns and four interceptions on 311-of-459 passing (67.8%) for an NFL rookie record 104.9 rating while becoming the first quarterback in NFL history drafted in the fourth round-or-later to start all 16 games as a rookie. He also became the first rookie quarterback in team history to be named to the Pro Bowl and the first to win AP Offensive Rookie of the Year. He returned as the incumbent starter and was elected as a team captain by teammates, finishing 2017 with 3,324 yards and 22 touchdowns to become the first quarterback in team history to pass for at least 3,000 yards and 20 touchdowns in each of his first two pro seasons. Prescott extended that streak to three seasons, finishing 2018 with 3,885 yards and 22 touchdowns while completing 356 passes on 526 attempts as he propelled Dallas to a 10-6 record and its second NFC East Division crown on his watch. In 2019 Prescott led Dallas to an 8-8 record, barely missing the playoffs as he became only the second Cowboys quarterback to top 4,000 yards in a season, finishing with 4,902 yards - second in team history. He also had career-bests in attempts (596-second in team history), completions (368-second) and passing touchdowns (30-fifth), while finishing with his second-best passer rating (99.7-fifth).

TRANSACTION SUMMARY:

- 6/22/20:** Signed a one-year contract with a franchise player tag.
- 4/30/16:** Drafted in the fourth round (135th overall) by Dallas.

2019:

- Became only the second quarterback - fifth time - in franchise history to pass for 4,000 yards and 30 touchdowns in a single season.
- Set single-season career-highs in passing yards (4,902 - second in franchise history), passing touchdowns (30), completions (388 - second), attempts (596 - second) and yards-per-attempt (8.2).
- Part of the first group in team history to boast a 4,000-yard passer (Prescott), a 1,000-yard rusher (Ezekiel Elliott) and a 1,000-yard receiver (two - Amari Cooper and Michael Gallup) in a season.
- Twice named NFC Offensive Player of the Week - Weeks 1 and 11.
- Selected as a team captain for 2019.
- Named NFC Offensive Player of the Week after notching his second career 400-yard game, opening the season against the N.Y. Giants (9/8) with 405 yards and four touchdowns on 25-of-32 passes (78.1) with a perfect quarterback rating (158.3). He is the second Cowboy with a perfect rating (Craig Morton), and he is the fourth quarterback to register a perfect rating while attempting at least 30 passes in league history.
- Started his 50th career game and completed 26-of-30 passes for 269 yards and three touchdowns at Washington (9/15). His 86.7 completion percentage was second in his career, and he completed a career-high tying 18 consecutive passes (second in team history). Rushed for 69 yards with a 42-yard long - the longest by a Dallas quarterback. Also topped 1,000 career rushing yards.
- With two touchdowns against Miami (9/22), reached 75 career touchdown passes, doing so in 51 games - the second-fastest Cowboy to reach the mark in games played under center (Romo-37) and fastest in total games.
- Had a single-game personal-best with 463 passing yards (second in team history) on 27-of-44 passes with two touchdowns and three interceptions against Green Bay (10/6).
- Added rushing touchdowns in consecutive games with one each at the N.Y. Jets (10/13) and against Philadelphia (10/20), giving him the most career rushing touchdowns by a Cowboys quarterback (21).
- Earned NFC Offensive Player of the Week honors (second time on the season) at Detroit (11/17) after throwing for 444 yards and three touchdowns on 29-of-44 passes with a 116.6 rating.
- Established a single-season high in passing yards after throwing for 334 yards at Chicago (12/5) to become the second Cowboys passer (Romo) to top 4,000 yards in a season.

2018:

- Started all 16 games for the third consecutive season - the first Cowboys signal caller to start all 16 games in each of his first three seasons.
- Led Dallas to a 10-6 record and the NFC East title - his second title in three years.
- Named to the Pro Bowl as a replacement for Drew Brees.
- Had then career-highs for attempts (526), completions (356) and passing yards (3,885) with 22 touchdowns (tied for second in his career), eight interceptions and a 96.9 rating.
- Also rushed a club quarterback record 75 times for 305 yards and six scores, tying his club record.
- Topped Craig Morton (685) for sixth in completions in team history after throwing for 255 yards and two touchdowns on 17-of-27 passes. Led Dallas on his 10th game-winning drive - sixth come-from-behind win.
- Rushed a career-high 11 times for a career-high (second among quarterbacks in team history) 82 yards in the win against Jacksonville (10/14). Led the team on four straight scoring drives to open the game, throwing for 183 yards and two touchdowns on 17-of-27 passes.
- Had 289 yards with two touchdowns, including a career-long 90-yarder, and a season-best 121.6 rating on 22-of-31 passing on Thanksgiving Day against Washington (11/22). His 90-yard scoring throw to Amari Cooper tied the third-longest passing play in team history. He also rushed for a touchdown, giving him three straight games with a rushing score - the longest streak in his career.
- Completed 18 consecutive passes (career-best and second in team history), finishing the game against New Orleans (11/29) with 248 yards and a touchdown on 24-of-28 passes (85.7). Threw for 192 yards in the first half - second in a half in his career. Also moved into sixth in team history in pass attempts.
- Had career-highs for attempts (54) and completions (42) along with yards 455 yards, three touchdown throws and 23 passing first downs in the win over Philadelphia (12/9). Had a long pass of 75 yards for a touchdown, his second 75-plus yard scoring toss of the season. Also crossed 10,000 career passing yards in the game.
- Threw a career-high four touchdown passes with 387 yards (second in his career) on 27-of-44 passes with a 120.2 rating in the finale at the N.Y. Giants (12/30).
- Went 22-of-33 (66.7) for 226 yards with one touchdown and an interception in the Wild Card win over Seattle (1/5/19). Also rushed six times for 29 yards with one touchdown to become the first Cowboys passer with a rushing and a passing score in a playoff game.
- Completed 20-of-32 passes for 266 yards and a touchdown in the Divisional Playoff at the LA Rams (1/12/19).

2017:

- Selected as a team captain and started all 16 games, completing 308-of-490 passes (62.9%) for 3,324 yards, 22 touchdowns and 13 interceptions.
- Had a team quarterback record 357 rushing yards with six touchdowns on 57 runs.
- On his second attempt at Denver (9/17), became the first quarterback in NFL history to have less than five interceptions in his first 500 career attempts. Attempted a then career-high 50 passes, completing 30.
- Threw for three touchdowns in consecutive games (vs. LA Rams, 10/1, and vs. Green Bay, 10/8) for the first time in his career. Also rushed for a score against the Packers.
- Became the 10th Dallas Cowboy to reach 5,000 passing yards and the third Cowboy (sixth time) to register three consecutive games with three touchdown passes, finishing at San Francisco (10/22) 16-of-25 for 234 yards and three touchdowns. Rushed for one touchdown and 26 yards on four carries.
- With a rushing score against Kansas City (11/5), became the third Cowboys quarterback with 10 career rushing touchdowns and the second NFL passer (Cam Newton) with at least 35 passing scores and 10 rushing scores in a player's first two seasons.
- With his rushing touchdown at Atlanta (11/12), joined Dan Marino, Daunte Culpepper and Kurt Warner as the only quarterbacks in NFL history with 50 combined (passing and rushing) touchdowns in a player's first two seasons.
- Threw for a then season-high 332 yards at the N.Y. Giants (12/10) with three touchdowns, a 131.7 rating (fourth in his career) on 20-of-30 passing. All three of his scores were from 20-or-more yards (20, 50 and 81). He also completed a 54-yard pass to make him only the second quarterback in 2017 (Russell Wilson) with at least three completions of 50-plus yards in a single game.
- With 32 rush yards at Oakland (12/17), became the fourth Dallas quarterback to rush for 300 yards in a season.

2016:

- Started all 16 games and steered the club to a franchise-tying 13-3 record, tying the most wins by a rookie quarterback in NFL history.
- Set club rookie records with 3,667 yards, 23 touchdowns and only four interceptions on 311-of-459 passing (67.8%) for an NFL rookie record 104.9 quarterback rating while becoming the first quarterback in NFL history drafted in the fourth round-or-later to start all 16 games as a rookie.
- Was the club's second-leading rusher - 57 for 282 yards (4.9) with six touchdowns - then the most by a Dallas quarterback in a season.
- Became the first rookie quarterback in team history to be named to the Pro Bowl and the first to win AP Offensive Rookie of the Year. Along with Ezekiel Elliott, the duo became the first pair of Dallas rookies to be selected to the Pro Bowl.
- Named NFL Offensive Rookie of the Month (November) as the first rookie quarterback in the Super Bowl era to go 4-0 with no interceptions in a calendar month. Became the first Dallas rookie quarterback to win the award.
- Made his NFL debut in the opener against the N.Y. Giants (9/11) as only the fourth rookie quarterback to start a season opener in team history. Completed 25-of-45 (55.6%) passes for 227 yards with no touchdowns and no interceptions. Was the 13th rookie quarterback to start a game for Dallas and the 40th different quarterback to start a game for the club.
- At Washington (9/18) earned his first win, completing 22-of-30 passes (73.3) for 292 yards. Added one rush for a six-yard touchdown - his first score as a pro. Set an NFL record by attempting 75 passes with no interceptions in the first two games of a player's career.
- Completed 19-of-24 passes (79.2) for 248 yards and his first career passing touchdown - a 17-yarder to Dez Bryant - and a 123.6 rating in the win over Chicago (9/25). Became the first rookie quarterback in team history with consecutive 100-rating games. Also added 36 yards on four runs with a touchdown.
- Against Cincinnati (10/9) completed 18-of-24 passes (75.0) for 227 yards and a touchdown and rushed seven times for four yards and a score. Logged his fourth straight 100.0-rating game - the longest streak and the most total games by a rookie in Cowboys history. Also had a 70.0-or-better completion percentage in his fourth straight game - longest by a rookie and tied Romo for the longest streak in club history.
- Established an NFL record with 176 consecutive attempts (Tom Brady-162) before throwing his first interception at Green Bay (10/16) for the longest streak by a quarterback to start his career. Logged his fifth straight 100.0-rating game - most by a rookie and tied the second-longest streak in team history.
- Led the team on a 10-point fourth quarter come back and overtime win against Philadelphia (10/30). Added a rushing touchdown. Took over the top spot, previously held by Aikman (1,773), for passing yards in a season by a club rookie.
- Threw for 247 yards and three touchdowns, completing 77.8% of his passes (21-of-27), no interceptions and a 141.8 rating at Cleveland (11/6). Third rookie quarterback with a seven-game win streak (Ben Roethlisberger, 2004 and Kyle Orton, 2005) and the first rookie in the NFL with six 100.0-rating games in his team's first eight games. His 141.8 rating was sixth by a rookie - second among those with 20-or-more attempts. Became the first Cowboys rookie quarterback with multiple three-touchdown games.
- In the win at Pittsburgh (11/13), completed 22-of-32 passes (68.8) for a season-high 319 yards (second by a rookie in team history) with two touchdowns and a 121.7 rating. It marked his eight straight win, tying the second-longest streak by a rookie quarterback in NFL history. Had a season-long 83-yard scoring pass, along with a 50-yard scoring pass, becoming the first club rookie, seventh passer and 18th time a Cowboy had two 50-plus yard passing touchdowns in a game. Logged his seventh 100.0-rating game of the season - fourth in the NFL by a rookie and the first rookie in NFL history with seven 100.0-rating games in his team's first nine games.
- Against Baltimore (11/20) logged his eighth 100.0-rating game of the season - tied for second by an NFL rookie and tied for fifth in club history. Had his sixth game with a 70.0-or-better completion percentage, tied for the most by an NFL rookie. Had his second 300-yard game - the most by a Dallas rookie. Became the fourth Cowboys quarterback with consecutive 300-yard days and became the first NFL rookie to pass for 300-plus yards and two-plus touchdowns with no interceptions in consecutive games.
- On Thanksgiving Day against Washington (11/24), completed 70.8% (17-of-24) of his passes for 195 yards, one touchdown and a 108.9 rating to tie Russell Wilson (nine) for the most 100.0-rating games by a rookie in the Super Bowl era. His nine 100.0-rating games also tied Romo for third in a Cowboys season. His 70.8 completion percentage gave him his NFL rookie record seventh 70.0-rating game.
- Logged his 10th 100.0-rating game at Minnesota (12/1) to tie Romo for the most in a season in club history.
- Had the club's highest single-game completion percentage - second in NFL history - with an 88.9% (minimum 30 attempts), completing 32-of-36 passes for 279 yards against Tampa Bay (12/18). Completed his first nine passes, then had a streak of eight before closing the game with 12 consecutive completions. Topped 70.0% in a game for the eighth time to tie Aikman (1993) and Romo (2012) for the most games with a completion percentage above 70.0 in a season in team history. Completed each of his 11 second half throws to become the first rookie quarterback (minimum 10) to complete all of his second half passes. Added his sixth rushing score of the year, breaking a tie with Meredith for the most by a Dallas quarterback in a season.
- Completed 75.0% of his passes (15-of-20) and recorded a 148.3 rating - the highest rating by a Dallas rookie, ninth overall and second among rookies (minimum 20 attempts), 10th (minimum 10 attempts) in NFL history against Detroit (12/26). Threw three touchdowns - his fourth three-touchdown game of the season, tied for first by a rookie in league history. It was his club-record 11th 100.0-rating game to make him the first rookie in NFL history with 11 and the eighth different quarterback to 11. Established a club record with his ninth game above 70.0%. Became the first rookie in NFL history drafted in the fourth round-or-later to start each of his club's first 15 games and tied Roethlisberger (13) for the most wins by a rookie in league history. From the previous game, through his first four throws, had a streak of 16 consecutive completions - third in team history.
- Became the first Cowboys rookie quarterback to start a playoff game and just the second to attempt a postseason pass in the Divisional Game against Green Bay (1/15/17). Went 24-of-38 for 302 yards, three touchdowns and a 103.2 rating - all single-game postseason rookie highs - with one interception. His 302 yards were second by an NFL rookie in a postseason game and seventh in a playoff game overall in team history. He became the first NFL rookie passer with three scoring tosses in a game, and his 103.2 rating was third by a league rookie.

COLLEGE:

- Completed 316-of-477 passes (66.2) for 3,793 yards with 29 touchdowns and five interceptions - all career-bests - while starting all 13 games as a senior. Also rushed 160 times for 588 yards (3.7) and 10 touchdowns.
- Accounted for 39 total touchdowns and 4,381 yards of total offense as one-of-four players nationally with at least 25 passing touchdowns and 10 rushing touchdowns.

- Started all 13 games as a junior and shattered 12 school single-season statistical records while leading the program to its highest poll finish since 1940 and its first Orange Bowl in 73 years.
- Was an honorable mention All-American while becoming the first finalist in school history for the Maxwell, Davey O'Brien and Johnny Unitas Awards.
- Broke school records for rushing yards by a quarterback (986), total offense (4,435), total offense per-game (341.2), touchdowns responsible (41), completion percentage (61.6), passing yards (3,449), passing yards-per-game (265.3), 200-yard passing games (12), passing touchdowns (27) and passing efficiency (151.7).
- Scored 15 touchdowns (14 rush, one receiving) to finish fifth nationally in points responsible for with 252.
- Was part of a two-quarterback system with Tyler Russell while seeing action in 11 total games - with seven starts - as a sophomore.
- Completed 156-of-267 passes for 1,940 yards with 10 touchdowns and seven picks, compiled a team-best 829 rushing yards on 134 carries with 13 scores, and also caught two passes - both for touchdowns.
- Set the then MSU single-season record for quarterback rushing yards with 829, while his 13 rushing scores were second-most by a quarterback in MSU history.
- Accounted for 25 touchdowns on the year, which ranked second in MSU history.
- Completed 18-of-29 passes for 194 yards with four touchdowns and no interceptions and rushed 32 times for 118 yards with four scores on the ground as a redshirt freshman.
- Sat out his true freshman year as a redshirt.

PERSONAL:

- Rayne Dakota "Dak" Prescott attended Haughton, La., High School where he was named first-team all-state by the Louisiana Sports Writers Association.
- Led the Buccaneers to an undefeated regular season and a berth in the 4A state quarterfinals as a senior and completed 159-of-258 passes (62.0) for 2,860 yards and 39 touchdowns and rushed for 951 yards and 17 touchdowns on 90 attempts (10.6).
- Earned his undergraduate degree in educational psychology in December 2014 and received his master's degree in workforce leadership in December 2015 while at Mississippi State.

COMMUNITY:

- 2016 Rookie club presented by UnitedHealthcare.
- 2016 Cowboys Youth Combine Guest Coach.
- 2016-19 Dallas Cowboys U High School Camp.
- 2016-19 NFL My Cause My Cleats campaign - American Cancer Society.
- 2017-18 Children's Cancer Fund Fashion Show.
- 2017 Draft Day/Fan Appreciation Party.
- 2017-19 Reliant Home Run Derby benefiting The Salvation Army.
- 2017-19 Dirk Nowitzki Heroes Celebrity Baseball Game.
- 2017 The Salvation Army Disaster Relief Telethon for Hurricane Harvey.
- 2017-18 Early Thanksgiving Meal at The Salvation Army.
- 2018-19 hosts Woman's Football Clinic.
- 2019 visit to Café Momentum; a restaurant giving youth a second chance after the juvenile system.
- 2019 Grand Prairie Police Youth Boxing Gym grand opening.
- Annually hosts youth football camp.
- Annual Team Holiday Hospital Visits.
- Kick Off Luncheon and Dallas Cowboys Family Cookbook benefiting Happy Hill Farm.
- Make-A-Wish Foundation of North Texas.
- Salvation Army Angel Tree Christmas Program.



MISSION: The Faith Fight Finish foundation by Dak Prescott invests in the future of our youth by empowering individuals, families, and communities to find strength through adversity. The foundation focuses on fighting cancer and offering assistance to those facing life-challenging hardships; in honor of Dak's Mom, Peggy!

PRESCOTT'S COWBOYS TOTALS

Year Team	GP-GS	PASSING											
		Att	Cmp	Yds	Pct	Yds/Att	TD	TD%	Int	Int%	Long	Sacks	Rating
2016 Dallas	16-16	459	311	3,667	67.8	8.0	23	5.0	4	0.9	83t	25/143	104.9
2017 Dallas	16-16	490	308	3,324	62.9	6.8	22	4.5	13	2.7	81t	32/185	86.6
2018 Dallas	16-16	526	356	3,885	67.7	7.4	22	4.2	8	1.5	90t	56/347	96.9
2019 Dallas	16-16	596	388	4,902	65.1	8.2	30	5.0	11	1.8	62	23/151	99.7
Totals	64-64	2,071	1,363	15,778	65.8	7.6	97	4.7	36	1.7	90t	136/826	97.0

PLAYOFFS													
2016 Dallas	1-1	38	24	302	63.2	7.9	3	7.9	1	2.6	40t	2/11	103.2
2018 Dallas	2-2	65	42	492	64.6	7.6	2	3.1	1	1.5	44	2/18	91.3
Totals	3-3	103	66	794	64.1	7.7	5	4.9	2	1.9	44	4/29	95.7

Year Team	No	Yds	RUSHING			TD	SINGLE-GAME HIGHS				
			Avg	Long	TD		Attempts	Completions	Completion Pct.	Yards	Touchdowns
2016 Dallas	57	282	4.9	18	6	54 vs. Philadelphia, 12/9/18					
2017 Dallas	57	357	6.3	21	6	42 vs. Philadelphia, 12/9/18					
2018 Dallas	75	305	4.1	28	6	88.9 vs. Tampa Bay, 12/18/16					
2019 Dallas	52	277	5.3	42	3	463 vs. Green Bay 10/6/19					
Totals	241	1,221	5.1	42	21	4 - three times, last vs. Washington, 12/29/19					
PLAYOFFS											
2016 Dallas	2	13	6.5	9	0	Rating - 158.3 vs. N.Y. Giants, 9/8/19					
2018 Dallas	8	32	4.0	16	2	Long - 90t vs. Washington, 12/9/18					
Totals	10	45	4.5	16	2	Carries - 11 vs. Jacksonville, 10/14/18					
RUSHING YARDS - 82 vs. Jacksonville, 10/14/18											
Long Rush - 42 @ Washington, 9/15/19											

PRESCOTT'S 300-YARD PASSING GAMES	
(13 TOTAL, 12 REGULAR SEASON, 1 POSTSEASON)	
463 vs. Green Bay, 10/6/19	332 at N.Y. Giants, 12/10/17
455 vs. Philadelphia, 12/9/18	319 at Pittsburgh, 11/13/16
444 at Detroit, 11/17/19	303 vs. Washington, 12/29/19
405 vs. N.Y. Giants, 9/8/19	301 vs. Baltimore, 11/20/16
397 vs. Minnesota, 11/10/19	
387 at N.Y. Giants, 12/30/18	PLAYOFFS (1)
355 vs. Buffalo, 11/28/19	302 vs. Green Bay, 1/15/17
334 at Chicago, 12/5/19	

PRESCOTT'S CAREER GAME-BY-GAME
2016 (Dallas)

Date	Opp	Att	Cmp	Yds	Pct	Yds/Att	TD	Int	Long	Sacks	Rating	W/L	Score
9/11	NYG.....	45	25	227	55.6	5.0	0	0	21	0/0	69.4	L	19-20
9/18	@ Was.....	30	22	292	73.3	9.7	0	0	29	4/14	103.8	W	27-23
9/25	Chi.....	24	19	248	79.2	10.3	1	0	47	0/0	123.6	W	31-17
10/2	@ SF.....	32	23	245	71.9	7.7	2	0	47	2/11	114.7	W	24-17
10/9	Cin.....	24	18	227	75.0	9.5	1	0	31	1/5	117.9	W	28-14
10/16	@ GB.....	27	18	247	66.7	9.1	3	1	42	2/14	117.4	W	30-16
10/30	Phi.....	39	19	287	48.7	7.4	2	1	53	2/14	79.8	W	29-23
11/6	@ Cle.....	27	21	247	77.8	9.1	3	0	35	0/0	141.8	W	35-10
11/13	@ Pit.....	32	22	319	66.8	10.0	2	0	83t	2/24	121.7	W	35-30
11/20	Bal.....	36	27	301	75.0	8.4	3	0	41	1/2	127.2	W	27-17
11/24	Was.....	24	17	195	70.8	8.1	1	0	26	1/5	108.9	W	31-26
12/1	@ Min.....	18	12	139	66.7	7.7	1	0	56	3/15	108.3	W	17-15
12/11	@ NYG.....	37	17	165	45.9	4.5	1	2	31t	3/13	45.4	L	7-10
12/18	TB.....	36	32	279	88.9	7.8	0	0	23	3/15	99.0	W	26-20
12/26	Det.....	20	15	212	75.0	10.6	3	0	30	1/11	148.3	W	42-21
1/1/17	@ Phi.....	8	4	37	50.0	4.6	0	0	15	0/0	63.0	L	13-27
Totals	459	311	3,667	67.8	8.0	23	4	83t	25/143	104.9	13-3	

Playoffs													
1/15/17	GB.....	38	24	302	63.2	7.9	3	1	40t	2/11	103.2	L	31-34

2017 (Dallas)

Date	Opp	Att	Cmp	Yds	Pct	Yds/Att	TD	Int	Long	Sacks	Rating	W/L	Score
9/10	NYG.....	39	24	268	61.5	6.9	1	0	35	1/5	90.5	W	19-3
9/17	@ Den.....	50	30	238	60.0	4.8	2	2	28t	2/10	68.6	L	17-42
9/25	@ Ari.....	18	13	183	72.2	10.2	2	0	53	1/9	141.7	W	28-17
10/1	LAR.....	36	20	252	55.6	7.0	3	1	36	2/1	93.8	L	30-35
10/8	GB.....	36	25	251	69.4	7.0	3	1	49	1/6	105.2	L	31-35
10/22	@ SF.....	25	16	234	64.0	9.4	3	0	72t	0/0	134.0	W	40-10
10/29	@ Was.....	22	14	143	63.6	6.5	0	0	25	2/5	82.2	W	33-19
11/5	KC.....	33	21	249	63.6	7.5	2	0	56	1/5	106.8	W	28-17
11/12	@ Atl.....	30	20	176	66.7	5.9	0	0	30	8/50	82.1	L	7-27
11/19	Phi.....	31	18	145	58.1	4.7	0	3	19	4/32	30.4	L	9-37
11/23	LAC.....	27	20	179	74.1	6.6	0	2	38	2/11	60.6	L	6-28
11/30	Was.....	22	11	102	50.0	4.6	2	0	24	1/9	93.4	W	38-14
12/10	@ NYG.....	30	20	332	66.7	11.1	3	0	81t	0/0	137.1	W	30-10
12/17	@ Oak.....	27	18	212	66.7	7.9	0	2	40	2/8	59.5	W	20-17
12/24	Sea.....	34	21	182	61.8	5.4	0	2	33	4/27	51.3	L	12-21
12/31	@ Phi.....	30	17	179	56.7	6.0	1	0	30	1/7	85.3	W	6-0
Totals	490	308	3,324	62.9	6.8	22	13	81t	32/185	86.6	9-7	

2018 (Dallas)

Date	Opp	Att	Cmp	Yds	Pct	Yds/Att	TD	Int	Long	Sacks	Rating	W/L	Score
9/9	@ Car.....	29	19	170	65.5	5.9	0	0	20	6/32	81.1	L	8-16
9/16	NYG.....	25	16	160	64.0	6.4	1	0	64t	0/0	95.4	W	20-13
9/23	Sea.....	34	19	168	55.9	4.9	1	2	20	5/31	74.9	L	13-24
9/30	Det.....	27	17	255	63.0	9.4	2	0	38t	3/24	118.6	W	26-24
10/7	@ Hou.....	29	18	208	62.1	7.2	1	2	44	2/14	66.5	L (OT)	16-19
10/14	Jac.....	27	17	183	63.0	6.8	2	0	27	3/11	107.5	W	40-7
10/21	@ Was.....	35	22	273	62.9	7.8	1	0	49t	4/23	96.5	L	17-20
11/5	Ten.....	31	21	243	67.7	7.8	2	1	37	5/18	99.3	L	14-28
11/11	@ Phi.....	36	26	270	72.2	7.5	1	0	25	4/31	102.8	W	27-20
11/18	@ Atl.....	32	22	208	68.8	6.5	0	0	34	2/17	86.5	W	22-19
11/22	Was.....	31	22	289	71.0	9.3	2	0	90t	4/31	121.6	W	31-22
11/29	NO.....	28	24	248	85.7	8.9	1	0	40	7/40	115.5	W	13-10
12/9	Phi.....	54	42	455	77.8	8.4	3	2	75t	3/21	104.9	W (OT)	29-23
12/16	@ TB.....	39	24	206	61.5	5.3	0	1	18t	3/26	64.7	L	0-23
12/23	TB.....	25	20	161	80.0	6.4	1	0	31t	1/9	106.8	W	27-20
12/30	@ NYG.....	44	27	387	61.4	8.8	4	0	49	4/19	120.2	W	36-35
Totals	526	356	3,885	67.7	7.4	22	8	90t	56/347	96.9	10-6	

Playoffs													
1/5/19	Sea.....	33	22	226	66.7	6.8	1	1	34	1/10	83.6	W	24-22
1/12/19	@ LAR.....	32	20	266	62.5	8.3	1	0	44	1/8	99.2	L	22-30
Totals	65	42	492	64.6	7.6	2	1	44	2/18	91.3	1-1	

Date	Opp	Att	Cmp	Yds	Pct	2019 (Dallas)			Int	Long	Sacks	Rating	W/L	Score
						Yds/Att	TD	TD						
9/8	NYG.....	32	25	405	78.1	12.7	4	0	62	0/0	158.3	W	35-17	
9/15	@ Was.....	30	26	269	86.7	9.0	3	1	51t	1/8	123.5	W	31-21	
9/22	Mia.....	32	19	246	59.4	7.7	2	1	37	1/5	91.4	W	31-6	
9/29	@ NO.....	33	22	223	66.7	6.8	0	1	35	1/11	73.2	L	10-12	
10/6	GB.....	44	27	463	61.4	10.5	2	3	53t	3/22	83.8	L	24-34	
10/13	@ NYJ.....	40	28	278	70.0	7.0	0	0	23	1/8	89.4	L	22-24	
10/20	Phi.....	27	21	239	77.8	8.9	1	1	44	3/26	100.5	W	37-10	
11/4	@ NYG.....	35	22	257	62.9	7.3	3	1	45t	0/0	101.7	W	37-18	
11/10	Min.....	46	28	397	60.9	8.6	3	1	26	1/4	101.4	L	24-28	
11/17	@ Del.....	46	29	444	63.0	9.7	3	0	49	1/10	116.6	W	35-27	
11/24	@ NE.....	33	19	212	57.6	6.4	0	1	59	0/0	64.2	L	9-13	
11/28	Bf.....	49	32	355	65.3	7.2	2	1	35	4/32	91.8	L	15-26	
12/5	@ Chi.....	49	27	334	55.1	6.8	1	0	35	2/8	83.2	L	24-31	
12/15	LAR.....	23	15	212	65.2	9.2	2	0	59t	0/0	123.8	W	44-21	
12/22	@ Phi.....	44	25	265	56.8	6.0	0	0	41	2/8	74.5	L	9-17	
12/29	Was.....	33	23	303	69.7	9.2	4	0	48	3/9	138.0	W	47-16	
Totals		596	388	4,902	65.1	8.2	30	11	62	23/151	99.7	8-8		

ADAM REDMOND

61 • Center

6-6 • 306 • 5/19/93

Harvard • W(Buf)-'18

NFL: 3rd Year • Cowboys: 3rd Year

Games/Starts: 2019-0/0; Career-14/0

Postseason: 2019-0/0; Career-2/0



PRO: The Dallas Cowboys claimed Adam Redmond off waivers following final cuts in 2018 to add depth to the offensive line prior to the start of the regular season. He appeared in 10 games for Dallas, mainly on special teams, but did see time on the line in two games. Redmond initially signed with the Indianapolis Colts as an undrafted free agent prior to the start of the 2016 season where he was released and added to the Colts practice squad. Redmond was promoted to the active roster in 2017 and played in four games before he was released. The Buffalo Bills then signed Redmond to their practice squad for the remainder of the 2017 season. Redmond was active for just one game in 2019 before landing on Reserve/Injured with a back injury midway through November. He is expected to compete for the starting center role in 2020 following the offseason retirement of Travis Frederick.

TRANSACTION SUMMARY:

- 3/9/20:** Signed a one-year contract with Dallas through 2020.
- 11/16/19:** Placed on Reserve/Injured with a back injury.
- 9/1/18:** Waived by Buffalo and claimed by Dallas (9/2).
- 1/8/18:** Signed with Buffalo as a Future.
- 9/9/17:** Activated by Indianapolis, released (10/6) and signed to Buffalo's practice squad (10/9).
- 1/2/17:** Signed with Indianapolis as a Future, waived (9/2) and signed to Indianapolis' practice squad (9/3).
- 11/21/16:** Signed to Indianapolis' practice squad.
- 9/13/16:** Waived, signed to Indianapolis' practice squad (9/27) and released (11/16).
- 9/3/16:** Waived and signed to Indianapolis' practice squad (9/4).
- 5/3/16:** Signed with Indianapolis as an undrafted free agent.

2019:

- Was inactive the first two games of the season, then active but did not play against Miami (9/22).
- Inactive the next six games before landing on Reserve/Injured with a back injury on Nov. 16.

2018 (Buffalo/Dallas):

- Went to Camp with the Bills, waived at the final cut date and claimed by Dallas.
- Made his Cowboys debut, mainly on special teams, in the win over Jacksonville (10/14).
- Stepped in at guard for 13 plays in place of Zack Martin (knee) at Philadelphia (11/11).
- Saw extended action at Indianapolis (12/16), filling in early in the second quarter for Xavier Su'a-Filo (eye).

2017 (Indianapolis/Buffalo):

- Played in the first four games of the season before being cut by Indianapolis on Oct. 6. Signed to Buffalo's practice squad (10/10) for the remainder of 2017.
- Made his NFL debut for the Colts in the season-opening loss at the LA Rams (9/10) as a reserve lineman.

2016 (Indianapolis):

- Signed with Indianapolis as a rookie free agent and spent a total of 13 weeks on the Colts practice squad throughout the season.

COLLEGE:

- Played in 31 games at Harvard and was awarded the William Paine LaCroix Trophy in 2015, earning All-Ivy League first-team honors and was selected to the CoSIDA Academic All-District first-team.
- Competed in all 10 games of the 2015 season, helping the Crimson average 474.2 yards on offense and go 9-1 to earn a co-Ivy League Championship.

PERSONAL:

- Attended Walsh Jesuit High School in Cuyahoga Falls, Ohio, where he earned team MVP and Offensive Lineman of the year honors as a senior.
- A two-time Division Two all-district choice.
- He and his wife, Kaela, were married in June, 2019.
- Earned his degree in sociology from Harvard.

COMMUNITY:

- 2018-19 NFL My Cause My Cleats Campaign.
- 2019 Dallas Cowboys Draft Day/Fan Appreciation Party.
- 2019 Dallas Cowboys U High School Camp.
- Annual Team Holiday Hospital Visits.
- Make-A-Wish Foundation of North Texas.
- Salvation Army Angel Tree Christmas Program.

REDMOND'S NFL TOTALS

GAMES/STARTS (regular season, playoffs): 2016 (0/0-Ind); 2017 (4/0-Ind); 2018 (10/0, 2/0); 2019 (0/0). **Total: 14/0, 2/0.**

DALTON SCHULTZ**86 • Tight End**

6-5 • 255 • 7/11/96

Stanford • D4-'18 (137th overall)

NFL: 3rd Year • Cowboys: 3rd Year

Games/Starts: 2019-16/0; Career-27/7

Postseason: 2019-0/0; Career-2/2



PRO: The Dallas Cowboys chose Stanford tight end Dalton Schultz with their second selection in the fourth round (137th overall) of the 2018 NFL Draft. With the retirement of both Jason Witten and James Hanna in the 2018 offseason, Schultz was counted on to fill multiple roles after serving primarily as a blocker at Stanford. As a rookie, Schultz started seven of the 11 games he played and both playoff contests, helping block for the NFL rushing leader - Ezekiel Elliott (1,434 yards). He also caught 12 passes for 107 yards. With the return of Witten in 2019, Schultz had an opportunity to learn from one of the all-time greatest tight ends in league history and played in 16 games primarily as the club's third tight end and on special teams.

TRANSACTION SUMMARY:

4/28/18: Drafted in the fourth round (137th overall) by Dallas.

2019:

- Played in all 16 games as the club's third tight end and on special teams units and caught one pass for six yards.
- Had his lone reception at the N.Y. Jets (10/13) and had his first career kickoff return - a five-yarder - at New England (11/27).

2018:

- Started seven of the 11 games he played and both playoff contests and caught 12 passes for 107 yards while helping block for the NFL rushing champ - Elliott (1,434 yards).
- Made his NFL debut in the opener at Carolina (9/9), seeing time in multiple tight end sets then had his first career catch - a 12-yarder - at Washington (10/21).
- Hauled in three passes for 37 yards - both season-highs - against Philadelphia (12/9).
- Started both playoff contests, catching one pass for 20 yards in the Divisional Playoff loss at the LA Rams (1/12/19).

COLLEGE:

- Started all 13 games played as a senior and caught 22 passes for 212 yards and a career-high three touchdowns.
- All-Pac-12 first team and Pac-12 All-Academic second-team.
- As a junior, posted career-highs with 23 receptions for 222 yards along with one touchdown while playing in all 13 games with 12 starts.
- Made 10 catches for 121 yards and a score in 14 games with six starts as a sophomore.
- Did not see any action as a freshman.

PERSONAL:

- Three-year letterwinner at Bingham, Utah, High School.
- As a senior in 2013, named to the *Orange County Register* All-West Coast "Fab 15" first-team along with the all-state first-team and was the Bingham Offensive MVP in three seasons.
- Made 76 career receptions for 1,120 yards and 12 touchdowns.

- Had 31 receptions for 512 yards and nine touchdowns as a senior and led the team to an undefeated season and the 2013 state title.
- Two-time letterwinner for the basketball team.
- Majored in science, technology and society at Stanford.
- He and his girlfriend, Laurel, have a son, Theodore James.

COMMUNITY:

- 2018-19 Dallas Cowboys U High School Camp.
- Annual Team Holiday Hospital Visits.
- Kick Off Luncheon and Dallas Cowboys Family Cookbook benefiting Happy Hill Farm.
- Make-A-Wish Foundation of North Texas.
- Salvation Army Angel Tree Christmas Program.

SCHULTZ'S COWBOYS TOTALS

Year Team	GP-GS	RECEIVING					ADDITIONAL STATISTICS
		No	Yds	Avg	Long	TD	
2018 Dallas	11-7	12	116	9.7	17	0	Kickoff Returns – 2019 (1 for 5 yards).
2019 Dallas	16-0	1	6	6.0	6	0	
Totals	27-7	13	122	9.4	17	0	
Playoffs							
2018 Dallas	2-2	1	20	20.0	20	0	

ALDON SMITH**58 • Defensive End**

6-4 • 280 • 9/25/89

Missouri • FA-'20

NFL: 6th Year • Cowboys: 1st Year

Games/Starts: 2019-0/0; Career-59/36

Postseason: 2019-0/0; Career-8/6



PRO: The Dallas Cowboys signed pass-rushing specialist Aldon Smith to help bolster their defensive front for the 2020 season. Smith, originally a first round draft pick (seventh overall) by San Francisco in 2011, began his career in a historic fashion, posting 33.5 sacks in his first two NFL seasons, the most by a player in their first two years in NFL history, including a career-best 19.5 sacks in 2012 - tied for the 13th most in a single-season in NFL history. Smith played in 59 games over five seasons from 2011 to 2015 before off-field issues forced him to put his career on hold, with his most recent NFL game appearance coming in November of the 2015 season. He returns to the NFL for a second chance with the Cowboys, and his former Defensive Line/Head Coach Jim Tomsula, in the hopes of re-establishing himself as one of the elite pass rushers in the league.



2012 2013

TRANSACTION SUMMARY:

- 4/2/20:** Signed a one-year contract with Dallas through 2020 and reinstated by the NFL (5/26).
- 3/5/18:** Released by Oakland.
- 4/4/16:** Re-signed with Oakland.
- 8/7/15:** Released by San Francisco and signed with Oakland (9/11).
- 5/2/14:** Club exercised fifth-year option.
- 9/23/13:** Placed on Reserve/Non Football Injury, and reinstated (10/31).
- 4/28/11:** Drafted in the first round (seventh overall) by San Francisco.

2019:

- Out of football serving a league-mandated suspension.

2018:

- Out of football serving a league-mandated suspension.

2017:

- Out of football serving a league-mandated suspension.

2016:

- Out of football serving a league-mandated suspension.

2015 (Oakland):

- Played in nine games with seven starts after signing with the Raiders in September. Notched 29 tackles, 3.5 sacks and three passes defended before being placed on the Reserve/Suspended List on Nov. 18.
- Notched his first sack as a Raider at Chicago (10/4), adding six tackles and two tackles for loss.
- Recorded sacks in consecutive games at Pittsburgh (11/8), then against Minnesota (11/15), in his final game before suspension.

2014 (San Francisco):

- Played in seven games with six starts, totaling 21 tackles and two sacks after spending the first nine games on the Reserve/Suspended List.
- Totaled four tackles and 2.0 sacks in his first start of the season against Washington (11/23).

2013 (San Francisco):

- Appeared in 11 games, starting eight, and recorded 44 tackles and 8.5 sacks. Spent five weeks on the Reserve/NFL list.
- Added 14 tackles, 3.5 sacks, one forced fumble and one fumble recovery in three postseason starts.
- Posted nine tackles and two sacks at Seattle (9/15), then notched one sack against Indianapolis (9/22), giving him 4.5 through the first three games of the season.
- Added multi-sack games with 2.0 apiece at Washington (11/25) and at Tampa Bay (12/15).
- Notched four tackles and 1.5 sacks in the Wild Card victory at Green Bay (1/5/14).
- Registered seven tackles, two sacks, one forced fumble and one fumble recovery in the NFC Championship Game loss at Seattle (1/19/14).

2012 (San Francisco):

- Started all 16 games, posting career-highs in tackles (83), sacks (19.5), forced fumbles (three) and interceptions (one), earning an AP All-Pro selection and his first Pro Bowl nod.
- Also was named the Defensive Player of the Month in November 2012, tallying 9.0 sacks in just three games.
- Finished second in the NFL (J.J. Watt - 20.5) and first in the NFC with 19.5 sacks - setting a 49ers franchise record for sacks. Also tied a franchise record with at least one sack in seven consecutive games (10/18 against Seattle - 12/9 against Miami).
- Had nine tackles and 1.5 sacks against Detroit (9/16), then 2.0 sacks and a forced fumble at the N.Y. Jets (9/30).
- Totaled a career-high 12 tackles and added 2.0 sacks against St. Louis (11/11).
- Enjoyed a career night on Monday Night Football, posting a career-high 5.5 sacks and two forced fumbles against Chicago (11/19). The 5.5 sacks were the most in a single-game in Monday Night Football history.
- Recorded six tackles and two sacks against Miami (12/9).
- Totaled three tackles and one forced fumble in the Divisional Round victory against Green Bay (1/12/13), then had four tackles and fumble recovery in the NFC Championship game at Atlanta (1/20/13).
- Recorded four tackles in Super Bowl XLVII against Baltimore (2/3/13).

2011 (San Francisco):

- Played in all 16 games, totaling 44 tackles, 14.0 sacks, two forced fumbles, one fumble recovery and four passes defended as a rookie.
- Named the Pro Football Writers of America's Defensive Rookie of the Year, setting the 49ers club rookie record with his 14.0 sacks - the second-highest total by a rookie defender since 1982 (Jevon Kearse, 14.5 in 1999).
- Earned NFL Defensive Rookie of the Month honors in October and December/January 2011.
- Posted five tackles and his first 1.5 sacks in the victory at Philadelphia (10/2), then had three tackles and 2.0 sacks against Tampa Bay (10.9).
- Recorded a season-high seven tackles, two sacks, one forced fumble and one pass defended in the victory at Detroit (10/16).
- Recorded five tackles and a season-high 2.5 sacks against Pittsburgh (12/19).
- Notched three tackles and one sack in the Divisional Round victory against New Orleans (1/16/12), then recorded three tackles and a sack in the NFC Championship game against the N.Y. Giants (1/22/12).

COLLEGE:

- Played in 23 games with 21 starts over two seasons at Missouri, totaling 112 tackles, 17.0 sacks, two forced fumbles, one fumble recovery, one interception and seven passes defended.
- Started all 10 games he played as a redshirt sophomore in 2010, despite being slowed by injury and earned a first-team All-Big 12 selection after compiling 48 tackles, 5.5 sacks and a forced fumble.
- Set the school's single-season sack record with 11.5 as a redshirt freshman in 2009, playing in all 13 games with 11 starts and adding 64 tackles, one forced fumble and five passes defended on his way to Big-12 Defensive Freshman of the Year honors.

PERSONAL:

- Attended Raytown, Mo., Senior High School and was a first-team all-state selection as a senior and team captain in 2007, registering 60 tackles and 12.0 sacks, while adding seven forced fumbles and 34 receptions for 570 yards and four touchdowns as a tight end on offense.
- Earned first-team all-conference honors in basketball as he helped his team to a 27-1 record.
- Majored in sociology at Missouri.

A. SMITH'S NFL TOTALS

Year Team	GP-GS	DEFENSE										INTERCEPTIONS					FUMBLES REC				
		ST	AT	TT	Sks-Yds	Tk/Ls	QB Prs	PBU	FF	No	Yds	Avg	Lg	TD	No	Yds	Avg	Lg	TD		
2011 San Francisco	16-0	34	10	-44	14.0(-104)	1(-1)	27	4	2	0	0	0.0	0	0	0	0.0	0	0	0		
2012 San Francisco	16-16	63	20	-83	19.5(-144)	3(-9)	29	1	3	1	6	6.0	6	0	0	0.0	0	0	0		
2013 San Francisco	11-8	31	13	-44	8.5(-48)	4(-11)	18	0	0	0	0	0.0	0	0	0	0.0	0	0	0		
2014 San Francisco	7-5	13	8	-21	2.0(-16)	2(-12)	7	0	0	0	0	0.0	0	0	0	0.0	0	0	0		
2015 Oakland	9-7	17	12	-29	3.5(-24)	2(-7)	8	3	0	0	0	0.0	0	0	0	0.0	0	0	0		
2016	0-0	RESERVE/SUSPENDED										RESERVE/SUSPENDED									
2017	0-0	RESERVE/SUSPENDED										RESERVE/SUSPENDED									
2018	0-0	RESERVE/SUSPENDED										RESERVE/SUSPENDED									
2019	0-0	RESERVE/SUSPENDED										RESERVE/SUSPENDED									
Totals	59-36	158	63	-221	47.5(-336)	12(-40)	89	8	5	1	6	6.0	6	0	0	0.0	0	0	0		
Playoffs																					
2011 San Francisco	2-0	5	1	-6	2.0(-16)	0(0)	6	0	0	0	0	0.0	0	0	0	0.0	0	0	0		
2012 San Francisco	3-3	8	3	-11	0.0(0)	0(0)	3	0	1	0	0	0.0	0	1	0	0.0	0	0	0		
2013 San Francisco	3-3	10	4	-14	3.5(-15)	0(0)	6	0	1	0	0	0.0	0	1	0	0.0	0	0	0		
Totals	8-6	23	8	-31	5.5(-31)	0(0)	15	0	2	0	0	0.0	0	2	0	0.0	0	0	0		

ADDITIONAL STATISTICS

Special Teams Tackles - 2011 (1).

SINGLE-GAME HIGHS

Tackles - 12 vs. St. Louis, 11/11/12

Solo Tackles - 8 vs. St. Louis, 11/11/12

Sacks - 5.5 vs. Chicago, 11/19/12

QB Pressures - 7 vs. Pittsburgh, 12/19/11 and vs. Chicago, 11/19/12

SMITH'S SACKS BY QUARTERBACK (53.0 total, including playoffs)

Jason Campbell.....5.5	A.J. Feeley.....2.0	Jay Cutler.....1.0	Playoffs (5.5)	
Robert Griffin III.....4.0	Mike Glennon.....2.0	Josh Freeman.....1.0		Drew Brees.....1.0
Ben Roethlisberger.....3.5	Mark Sanchez.....2.0	Tarvaris Jackson.....1.0		Eli Manning.....1.0
Matthew Stafford.....3.5	Ryan Tannehill.....2.0	Josh Johnson.....1.0		Aaron Rodgers.....1.5
Sam Bradford.....3.0	Drew Brees.....1.5	Andrew Luck.....1.0		Russell Wilson.....2.0
John Skelton.....3.0	Mike Vick.....1.5	Colt McCoy.....1.0		
Russell Wilson.....3.0	Richard Bartell.....1.0	Peyton Manning.....0.5		
Aaron Rodgers.....2.5	Terry Bridgewater.....1.0			

A. SMITH'S CAREER GAME-BY-GAME DEFENSE

2011 (San Francisco)								
Game	ST	AT	TT	Sks Yds	Tkl/ Ls	QB Prs	PBU	
W-Sea 9/11.....	0	1	-	1			1	
L-Dal 9/18.....						2	1	
W-@ Cin 9/25.....								
W-@ Phi 10/2.....	5	0	-	5	1.5(-10)	3		
W-TB 10/9.....	3	0	-	3	2.0(-4)	2		
W-@ Det 10/16.....	4	3	-	7	2.0(-29)	2	1	
W-Cle 10/30.....	1	1	-	2	1.0(-7)	1		
W-@ Was 11/6.....						1		
W-NYG 11/13.....	0	2	-	2		1		
W-Ari 11/20.....	2	0	-	2	1.0(-6)	2	1	
L-@ Bal 11/24.....	3	0	-	3		1(-1)		
W-SIL 12/4.....	3	1	-	4	2.0(-14)	3		
L-@ Ari 12/11.....	3	0	-	3	1.0(-5)	1		
W-Pit 12/19.....	5	0	-	5	2.5(-19)	7		
W-@ Sea 12/24.....	4	1	-	5	1.0(-8)	2		
W-@ SIL 1/1/12.....	1	1	-	2				
Totals	34	10	-	44	14.0(-104)	1(-1)	27	4

Playoffs							
Game	ST	AT	TT	Sks Yds	Tkl/ Ls	QB Prs	PBU
W-NO 1/14/12.....	3	0	-	3	1.0(-11)	4	0
L-NYG 1/22/12.....	2	1	-	3	1.0(-5)	2	0
Totals	5	1	-	6	2.0(-16)	6	0

2012 (San Francisco)								
Game	ST	AT	TT	Sks Yds	Tkl/ Ls	QB Prs	PBU	
W-@ GB 9/9.....	4	0	-	4	1.0(-10)	1		
W-Det 9/16.....	6	3	-	9	1.5(-11)	2		
L-@ Min 9/23.....	4	3	-	7		1		
W-@ NYJ 9/30.....	5	1	-	6	2.0(-6)	1(-2)	2	
W-Buf 10/7.....	2	1	-	3		2		
L-NYG 10/14.....	1	2	-	3				
W-Sea 10/18.....						1		
W-@ Ari 10/29.....	6	0	-	6	2.0(-18)	2		
T-SIL 11/11.....	8	4	-	12	2.0(-16)	1(-4)	2	
W-Chi 11/19.....	6	0	-	6	5.5(-45)	7		
W-@ NO 11/25.....	5	0	-	5	1.5(-8)	2		
L-@ SIL 12/2.....	2	3	-	5	1.0(-6)	2		
W-Mia 12/9.....	6	0	-	6	2.0(-17)	2		
W-@ NE 12/16.....	1	0	-	1		2	1	
L-@ Sea 12/23.....	5	2	-	7				
W-Ari 12/30.....	2	1	-	3		1(-3)	1	
Totals	63	20	-	83	19.5(-144)	3(-9)	29	1

Playoffs							
Game	ST	AT	TT	Sks Yds	Tkl/ Ls	QB Prs	PBU
W-GB 1/12/13.....	3	0	-	3		1	
W-@ Atl 1/20/13.....	2	2	-	4		1	
L-Bal 2/3/13.....	3	1	-	4		1	
Totals	8	3	-	11		3	

2013 (San Francisco)							
Game	ST	AT	TT	Sks Yds	Tkl/ Ls	QB Prs	PBU
W-GB 9/8.....	3	2	-	5	1.5(-9)	4	
L-@ Sea 9/15.....	6	3	-	9	2.0(-11)	2(-7)	3
L-Ind 9/22.....	4	0	-	4	1.0(-7)	1(-2)	1
W-@ SIL 9/26.....						RESERVE/NFI	
W-Hou 10/6.....						RESERVE/NFI	
W-Ari 10/13.....						RESERVE/NFI	
W-@ Ten 10/20.....						RESERVE/NFI	
W-@ Jac 10/27.....						RESERVE/NFI	

2013 (San Francisco), cont.							
Game	ST	AT	TT	Sks Yds	Tkl/ Ls	QB Prs	PBU
L-Car 11/10.....							
L-@ NO 11/17.....	1	2	-	3			1
W-@ Was 11/25.....	4	2	-	6	2.0(-14)		4
W-SIL 12/1.....	2	0	-	2			
W-Sea 12/8.....	3	0	-	3			
W-@ TB 12/15.....	3	1	-	4	2.0(-7)	1(-2)	3
W-Atl 12/23.....	1	3	-	4			1
W-@ Ari 12/29.....	4	0	-	4			1
Totals	31	13	-	44	8.5(-48)	4(-11)	18

Playoffs							
Game	ST	AT	TT	Sks Yds	Tkl/ Ls	QB Prs	PBU
W-@ GB 1/5/14.....	3	1	-	4	1.5(-9)		2
W-@ Car.....	2	1	-	3			2
L-@ Sea.....	5	2	-	7	2.0(-6)		2
Totals	10	4	-	14	3.5(-15)		6

2014 (San Francisco)							
Game	ST	AT	TT	Sks Yds	Tkl/ Ls	QB Prs	PBU
W-@ Dal 9/7.....							RESERVE/SUSPENDED
L-Chi 9/14.....							RESERVE/SUSPENDED
L-@ Ari 9/21.....							RESERVE/SUSPENDED
W-Phi 9/28.....							RESERVE/SUSPENDED
W-KC 10/5.....							RESERVE/SUSPENDED
W-@ SIL 10/13.....							RESERVE/SUSPENDED
L-@ Den 10/19.....							RESERVE/SUSPENDED
L-SIL 11/2.....							RESERVE/SUSPENDED
W-@ NO 11/9.....							RESERVE/SUSPENDED
W-@ NYG 11/16.....	0	1	-	1			2
W-Sea 11/23.....	3	1	-	4	2.0(-16)		4
L-Was 11/27.....	2	1	-	3			
L-@ Oak 12/7.....	2	0	-	2		1(-9)	
L-@ Sea 12/14.....	2	2	-	4		1(-3)	1
L-SD 12/20.....	2	2	-	4			
W-Ari 12/28.....	2	1	-	3			
Totals	13	8	-	21	2.0(-16)	2(-12)	7

2015 (Oakland)								
Game	ST	AT	TT	Sks Yds	Tkl/ Ls	QB Prs	PBU	
L-Cin 9/13.....	2	1	-	3			1	
W-Bal 9/20.....	2	0	-	2			1	
W-@ Cle 9/27.....	1	0	-	1		1(-4)	2	
L-@ Chi 10/4.....	4	2	-	6	1.0(-5)		1	1
L-Den 10/11.....	1	2	-	3	0.5(-2)		1	
W-@ SD 10/25.....	2	1	-	3			1	1
W-NYJ 11/1.....	1	2	-	3		1(-3)		
L-@ Pit 11/8.....	1	3	-	4	1.0(-11)		2	
L-Min 11/15.....	3	1	-	4	1.0(-6)		1	
L-@ Det 11/22.....						RESERVE/SUSPENDED		
W-@ Ten 11/29.....						RESERVE/SUSPENDED		
L-KC 12/6.....						RESERVE/SUSPENDED		
W-@ Den 12/13.....						RESERVE/SUSPENDED		
L-GB 12/20.....						RESERVE/SUSPENDED		
W-SD 12/26.....						RESERVE/SUSPENDED		
L-@ KC 1/3/16.....						RESERVE/SUSPENDED		
Totals	17	12	-	29	3.5(-24)	2(-7)	8	3

DEVIN SMITH

15 • Wide Receiver

6-1 • 200 • 3/2/92

Ohio State • FA-'19

NFL: 5th Year • Cowboys: 2nd Year

Games/Starts: 2019-4/2; Career-18/5

Postseason: 2019-0/0; Career-0/0



STAFF

DEVIN SMITH

2019 SEASON

RECORDS

PLAYOFF RECORDS

HISTORY

SIDELINES

PRO: The Dallas Cowboys signed Devin Smith early in the 2019 offseason to give the young receiver a chance to compete for a spot on the final roster among a deep wide receiver field. Smith was slowed through the beginning of his career because of knee injuries and appeared in only 14 games with three starts in three seasons after being selected in the second round (37th overall) of the 2015 NFL Draft by the N.Y. Jets. After his release by the Jets prior to training camp in 2018, he was out of football until signing with Dallas for the 2019 season. He played in four games with two starts in his first season in Dallas and caught five passes for 113 yards and a touchdown. As a speedy deep threat with the ability to stretch the field, Smith will fight for a roster spot in 2020.

TRANSACTION SUMMARY:

1/18/19: Signed with Dallas.

7/16/18: Waived by the N.Y. Jets.

5/23/17: Placed on Reserve/Injured with a knee injury.

8/28/16: Placed on Reserve/PUP with a knee injury and activated (11/9).

12/18/15: Placed on Reserve/Injured with a knee injury.

5/9/15: Drafted in the second round (37th overall) by the N.Y. Jets.

2019:

- Played in four games with two starts and was inactive the remaining 12 contests, finishing with five catches for 113 yards and a touchdown.
- Had a career-long 51-yard scoring catch, finishing at Washington (9/15) with three catches for a career-best 74 yards.
- Made his first start as a Cowboy in place of Michael Gallup (knee) against Miami (9/22) and had two receptions for 39 yards.
- Started at New Orleans (9/29) without a catch, then was inactive the remainder of the season.

2018 (N.Y. Jets):

- Spent the offseason with the N.Y. Jets, but was waived prior to training camp and was out of football.

2017 (N.Y. Jets):

- During offseason prep, again tore his right ACL and was Waived/Injured, eventually landing on Reserve/Injured for the entire 2017 season.

2016 (N.Y. Jets):

- After tearing his right ACL late in 2015, was placed on Reserve/PUP prior to the start of the season.
- Was placed on the physically unable to perform list prior to the season, but was later activated (8/28).
- Activated on Nov. 11 and played in the final four games of the season, making one catch for 20 yards.

2015 (N.Y. Jets):

- After being selected in the second round (37th overall) of the NFL Draft, played in 10 games with three starts for the N.Y. Jets, catching nine passes for 115 yards and a touchdown.
- Also saw limited action as a kick returner, taking his lone return for 21 yards.
- Made his NFL debut in a start against Philadelphia (9/27) and caught three passes for 39 yards.
- Had his first career touchdown, finishing with two catches for 33 yards with the score against Miami (11/29).
- In a start against Tennessee (12/13), tore his ACL and missed the final three weeks of the season.

COLLEGE:

- Played in 53 games in his four-year career at Ohio State, catching 121 passes for 2,503 and 30 touchdowns.
- Started all 14 games his senior season, catching 33 passes for 931 yards and 12 touchdowns, helping the Buckeyes win the College Football Playoff national championship.
- Played in all 14 games his junior year, recording a reception in each game. Ended the season with a career-high 44 catches for 660 yards and eight touchdowns. Caught a 90-yard pass, which tied a then school record for longest play from scrimmage. Earned All-Big 10 Conference honors voted on by coaches.
- As a sophomore Smith played in all 12 games, racking up 30 catches for 618 yards, and six touchdowns.
- Played in all 13 games as a freshman, leading the wide receivers in receiving yards (294) and touchdowns (four).

PERSONAL:

- Attended Washington High School in Massillon, Ohio, where he recorded 110 catches for 2,119 yards and 24 touchdowns and named all-county Independent Player of the Year as a senior.
- State long jump champion and basketball standout while at Washington High School.
- Competed in the 100-meter dash and long jump while at Ohio State, and qualified for the NCAA outdoor championships as a member of the Buckeyes 4x100-meter relay team.
- Has a daughter, Ara'lyia, and a son, Devin Jr.

COMMUNITY:

- 2019 Dallas Cowboys Draft Day/Fan Appreciation Party.
- 2019 Dallas Cowboys U High School Camp.
- 2019 NFL My Cause My Cleats Campaign.
- Annual team Holiday Hospital Visits.
- Dallas Cowboys Kickoff Luncheon and Cowboys Family Cookbook benefiting Happy Hill Farm.
- Make-A-Wish Foundation of North Texas.

D. SMITH'S NFL TOTALS

Year Team	GP-GS	RECEIVING					TD	ADDITIONAL STATISTICS Kickoff Returns – 2015 (1 for 21 yards).
		No	Yds	Avg	Long			
2015 N.Y. Jets	10-3	9	115	12.8	22	1		
2016 N.Y. Jets	4-0	1	20	20.0	20	0		
2017 N.Y. Jets	0-0							
2018	0-0							
2019 Dallas	4-2	5	113	22.6	51t	1		
Totals	18-5	15	248	16.5	51t	2		

JAYLON SMITH

54 • Linebacker

6-2 • 240 • 6/14/95

Notre Dame • D2-'16 (34th overall)

NFL: 4th Year • Cowboys: 4th Year

Games/Starts: 2019-16/16; Career-48/38

Postseason: 2019-0/0; Career-2/2



PRO: Despite suffering a horrific knee injury in his last collegiate game - the 2016 Fiesta Bowl - the Dallas Cowboys took a flier on Jaylon Smith and selected him in the second round (34th overall) of the 2016 NFL Draft. With a surgically-repaired knee, Smith suffered from nerve issues in his foot that kept him on Reserve/NFI his entire rookie season. He rehabbed the injury to return to the field in 2017, and he started six of the 16 games he played, finishing just shy of 100 tackles and earning the team's Ed Block Courage award. Smith had a breakout year in 2018, finishing second on the unit with 150 tackles while adding 4.0 sacks, five tackles for losses, 13 pressures, four breakups, two forced fumbles and two fumble recoveries with one returned for a touchdown, starting all 16 games and both playoff contests. Just prior to the start of the 2019 season, Smith signed a five-year contract extension. He then started all 16 games for the second consecutive season, and by the end of the season, he led all Dallas defenders with a career-high 168 tackles. For his work, he earned a spot in the Pro Bowl as an injury replacement for Luke Kuechly.

TRANSACTION SUMMARY:

- 8/17/19:** Signed a five-year contract extension through 2025.
- 11/22/16:** Returned to practice but reverted back to Reserve/NFI (12/13).
- 8/30/16:** Placed on Reserve/NFI with a knee injury.
- 4/29/16:** Drafted in the second round (34th overall) by Dallas.

2019:

- Signed a five-year contract extension through 2025 prior to the start of the season.
- Started all 16 games for the second straight season and led the team with a career-best 168 tackles. Earned a Pro Bowl spot as an injury replacement for Luke Kuechly.
- Selected as a team captain.
- Tied his career-high with a team-best 14 tackles in the win at Washington (9/15).
- Started his 25th career game and led the team with 11 tackles with a pressure and a forced fumble against Miami (9/22).
- Reached 300 career tackles, finishing with nine against Green Bay (10/6), then tied his career-high with 14 stops in consecutive games - at the N.Y. Giants (11/4) and against Minnesota (11/10).
- Reached 100 tackles on the year after leading the team with 11 at Detroit (11/17).
- Again tied his career-best with 14 stops on Thanksgiving Day against Buffalo (11/28).
- Reached 400 tackles for his career with 10 at Philadelphia (12/22).
- Picked off his first career pass to go with three breakups, nine tackles, a hurry and a tackle for a loss in the finale against Washington (12/29).

2018:

- Played in all 16 games (second time), starting all 16 for the first, and finished second with a career-high 150 tackles while adding 4.0 sacks (fourth), five tackles for loss (second), 13 hurries (fifth), two fumble recoveries (tied for first) and two forced fumbles (tied for first).
- Logged 11 tackles in the home opener against the N.Y. Giants (9/16), then had 10 tackles, a sack and two hurries at Seattle (9/23).
- Had a season-best 12 stops at Houston (10/7).
- Reached 200 career tackles after leading the team with 10 against New Orleans (11/29), then had a season-high 14 tackles with one pressure at Indianapolis (12/16).
- Had his first career touchdown on a 69-yard fumble recovery and was second on the team with 13 tackles along with two breakups in the NFC East-clinching win against Tampa Bay (12/23).
- Made his postseason debut against Seattle (1/5/19) and had seven tackles, one hurry and a breakup.

2017:

- Returned to the field after spending 2016 rehabbing a knee injury suffered in college and notched 99 tackles (second on the defense), one sack, four tackles for losses, four pressures, two breakups and two forced fumbles.
- Selected as the team's Ed Block Courage Award winner for his efforts as a role model of inspiration, sportsmanship and courage.
- Made his NFL debut at middle linebacker in place of Anthony Hitchens (knee) and was second on the team with nine tackles and a forced fumble in the opener against the N.Y. Giants (9/10).
- Led the team with 14 stops at Denver (9/17), then had his first career sack, on which he forced a fumble, to go with seven tackles in the win at San Francisco (10/22).
- Saw extended action following Sean Lee's (hamstring) injury at Atlanta (11/12) and had two tackles, one for a loss and a pressure.
- Started against Washington (11/30) and placed second on the team with nine tackles.

2016:

- Spent the season on Reserve/NFI after suffering a knee injury in the Fiesta Bowl - his last collegiate game.
- A consensus All-American and Butkus Award winner as the best collegiate defensive player after his junior season in which he started all 13 games and led the team in total tackles (114), pass breakups (five), fumble recoveries (two) and ranked third in tackles for loss (9.5), along with one sack, six quarterback hurries and one forced fumble.
- Named team captain for the 2015 season.

COLLEGE:

- Finished the year as a Butkus Award finalist and Bednarik Award semifinalist as a sophomore after starting all 13 games and leading the Irish in total tackles (112), tackles for loss (nine), tied for second with 3.5 sacks, forced a fumble, recorded two breakups and registered seven pressures.
- Started all 13 games at outside linebacker as a freshman and ranked third on the squad with 67 total tackles, second on the team with 6.5 tackles for loss and added one forced fumble, one fumble recovery, one interception, one quarterback hurry and three pass breakups.

PERSONAL:

- Helped Bishop Luers High School in Fort Wayne, Ind., to four straight Indiana Class 2A state titles as a linebacker and running back as a three-time first-team all-state selection.
- Winner of the 2012 Butkus Award presented by *Pro Football Weekly* to the top high school linebacker in the country and a first-team linebacker on the *Parade* prep All-America squad.
- Finished his senior season with 1,265 rushing yards and 18 touchdowns on 176 attempts to go with 10 receptions for 66 yards and two more touchdowns - adding 72 tackles, 19.5 tackles for loss, 8.0 sacks, two forced fumbles, one fumble recovery and seven pass deflections on defense.
- Earned his degree in film, television and theater from Notre Dame in the spring of 2019.

COMMUNITY:

- 2016 Rookie Club.
- 2016-19 Dallas Cowboys U High School Camp.
- 2017 The Salvation Army Disaster Relief Telethon for Hurricane Harvey.
- 2017-19 NFL My Cause My Cleats Campaign.
- 2018-19 Reliant Home Run Derby.
- 2019 Dirk Nowitzki Heroes Celebrity Baseball Game.
- 2019 Thanksgiving PSA for Salvation Army.
- 2020 Cowboys Draft Live virtual draft party and virtual meet and greet with fans.
- Annual Team Holiday Hospital Visits.
- Kick Off Luncheon and Dallas Cowboys Family Cookbook benefiting Happy Hill Farm.
- Make-A-Wish Foundation of North Texas.
- Salvation Army Angel Tree Christmas Program.

J. SMITH'S COWBOYS TOTALS

Year Team	GP-GS	DEFENSE							INTERCEPTIONS				FUMBLES REC							
		ST	AT	TT	Sks-Yds	Tkl/Ls	QB Prs	PBU	FF	No	Yds	Avg	Lg	TD	No	Yds	Avg	Lg	TD	
2016 Dallas	0-0	RESERVE/NFI							RESERVE/NFI				RESERVE/NFI							
2017 Dallas	16-6	75	24	-	99	1.0(-13)	4(-10)	4	2	2	0	0	0.0	0	0	0	0.0	0	0	
2018 Dallas	16-16	101	49	-	150	4.0(-4)	5(-16)	13	4	2	0	0	0.0	0	0	2	69	34.5	69t	1
2019 Dallas	16-16	116	52	-	168	2.5(-31)	6(-14)	7	9	2	1	0	0.0	0	0	1	6	6.0	6	0
Totals	48-38	292	125	-	417	7.5(-48)	15(-40)	24	15	6	1	0	0.0	0	0	3	75	25.0	69t	1
Playoffs		RESERVE/NFI							RESERVE/NFI				RESERVE/NFI							
2016 Dallas	0-0	RESERVE/NFI							RESERVE/NFI				RESERVE/NFI							
2018 Dallas	2-2	12	4	-	16	0.0(0)	0(0)	2	1	0	0	0	0.0	0	0	0	0	0.0	0	0
Totals	2-2	12	4	-	16	0.0(0)	0(0)	2	1	0	0	0	0.0	0	0	0	0	0.0	0	0

SINGLE-GAME HIGHS

Tackles – 14, six times, last vs. Buffalo, 11/28/19
Playoffs – 9 at LA Rams, 1/12/19
Solo Tackles – 12 at Washington, 9/15/19 and at N.Y. Giants, 11/4/19
Playoffs – 7 vs. Seattle, 1/5/19

J. SMITH'S CAREER GAME-BY-GAME
DEFENSE

2017 (Dallas)							
Game	ST	AT	TT	Sks Yds	Tkl/ Ls	QB Prs	PBU
W-NYG 9/10.....	6	3	-	9			
L-@ Den 9/17.....	10	4	-	14			
W-@ Ari 9/25.....	6	3	-	9			
L-LAR 10/1.....	11	2	-	13			1
L-GB 10/8.....	6	3	-	9			
W-@ SF 10/22.....	5	2	-	7	1.0(-13)		
W-@ Was 10/29.....	2	1	-	3			1 1
W-KC 11/5.....	3	0	-	3			1
L-@ Atl 11/12.....	2	0	-	2		1(-1)	1
L-PHI 11/19.....	3	1	-	4		1(-2)	
L-LAC 11/23.....	6	0	-	6		1(-2)	1
W-WAS 11/30.....	6	3	-	9			
W-@ NYG 12/10.....	5	1	-	6			
W-@ Oak 12/17.....	1	1	-	2			
L-SEA 12/24.....	1	0	-	1			
W-@ Phi 12/31.....	2	0	-	2		1(-5)	
Totals	75	24	-	99	1.0(-13)	4(-10)	4 2

2018 (Dallas)							
Game	ST	AT	TT	Sks Yds	Tkl/ Ls	QB Prs	PBU
L-@ Car 9/9.....	3	2	-	5	1.0(0)		
W-NYG 9/16.....	7	4	-	11		1(-3)	1
L-@ Sea 9/23.....	5	5	-	10	1.0(0)		2
W-Det 9/30.....	5	3	-	8			2
L-@ Hou 10/7.....	8	4	-	12	1.0(-1)	2(-6)	1 1
W-Jac 10/14.....	7	4	-	11			2
L-@ Was 10/21.....	5	2	-	7			1
L-Ten 11/5.....	8	2	-	10			
W-@ Phi 11/11.....	4	4	-	8		1(-3)	2 1
W-@ Atl 11/18.....	2	3	-	5			1
W-Was 11/22.....	7	1	-	8	1.0(-3)		

2018 (Dallas)							
Game	ST	AT	TT	Sks Yds	Tkl/ Ls	QB Prs	PBU
W-NO 11/29.....	8	2	-	10			
W-Phi 12/9.....	7	4	-	11		1(-4)	
L-@ Ind 12/16.....	11	3	-	14			1
W-TB 12/23.....	8	5	-	13			2
W-@ NYG 12/30.....	6	1	-	7			
Totals	101	49	-	150	4.0(-4)	5(-16)	13 4

Playoffs							
Game	ST	AT	TT	Sks Yds	Tkl/ Ls	QB Prs	PBU
W-Sea 1/5/19.....	7	0	-	7			1 1
L-@ LAR 1/12/19.....	5	4	-	9			1
Totals	12	4	-	16			2 1

2019 (Dallas)							
Game	ST	AT	TT	Sks Yds	Tkl/ Ls	QB Prs	PBU
W-NYG 9/8.....	6	5	-	11			
W-@ Was 9/15.....	12	2	-	14			
W-Mia 9/22.....	8	3	-	11			1
L-@ NO 9/29.....	7	4	-	11	1.0(-16)	1(-1)	
L-GB 10/6.....	5	4	-	9	1.0(-11)	1(-1)	1 1
L-@ NYJ 10/13.....	3	2	-	5			
W-Phi 10/20.....	6	4	-	10			1
W-@ NYG 11/4.....	12	2	-	14	0.5(-4)		1
L-Min 11/10.....	10	4	-	14		1(-1)	
W-@ Det 11/17.....	10	1	-	11		1(-4)	1
L-@ NE 11/24.....	6	4	-	10			2 1
L-Buf 11/28.....	8	6	-	14			
L-@ Chi 12/5.....	7	2	-	9		1(-1)	3
W-LAR 12/15.....	4	2	-	6			
L-@ Phi 12/22.....	8	2	-	10			
W-Was 12/29.....	4	5	-	9		1(-6)	1 3
Totals	116	52	-	168	2.5(-31)	6(-14)	7 9

TYRON SMITH

77 • Tackle


6-5 • 305 • 12/12/90

Southern California • D1-'11 (9th overall)

NFL: 10th Year • Cowboys: 10th Year

Games/Starts: 2019-13/13; Career-131/131

Postseason: 2019-0/0; Career-5/5



PRO: For just the fourth time in team history, and first time since 1981, the Dallas Cowboys selected an offensive lineman in the first round of the draft when they selected Tyron Smith with the ninth overall pick in the 2011 NFL Draft. He also became the second-highest offensive lineman drafted in Cowboys history behind John Niland, who was selected fifth in the 1966 Draft. Smith stepped in and immediately took over the starting right tackle spot as a rookie, starting all 16 games he played to become the first rookie to start all 16 games along the offensive line since Rob Pettitt in 2005 and the third overall to do so. In his second season, Smith manned the blind side, moving to left tackle. In 2013 Smith returned as the club's starting left tackle, and he earned his first career trip to the Pro Bowl as a starter. He signed an eight-year extension during 2014 training camp and was a key part of a line that paved the way for the NFL's rushing leader (DeMarco Murray - 1,845 yards) and the second-ranked rushing attack (2,354), to earn his second straight trip to the Pro Bowl. He earned his third straight trip to the all-star game following the 2015 season after helping Darren McFadden to his second career 1,000-yard rushing season and the first time in team history the Cowboys had two different running backs top 1,000 yards in consecutive seasons. In 2016 Smith was part of an offensive line that led the way for the league's leading rusher (Ezekiel Elliott, 1,631 yards) and the NFL's second-ranked rushing attack. En route to his fourth straight Pro Bowl selection, Smith & Co. also helped rookie quarterback Dak Prescott establish league rookie records in quarterback rating (104.9) and completion percentage (67.8). In 2017 Smith was limited to 13 games, suffering from groin and knee injuries through the season, but performed at a level to earn his fifth straight Pro Bowl appearance, helping block for an offense that topped 2,000 rushing yards in consecutive seasons. Smith



earned his sixth consecutive Pro Bowl appearance following the 2018 season, starting all 13 games he played on a line that helped lead the way for the league's rushing leader - Elliott, 1,434 yards - along with an NFC East Division crown. Smith had another strong performance, earning his seventh consecutive Pro Bowl appearance in 2019 to become the all-time club leader among tackles for Pro Bowl selections. His work helped Dallas rack up the most single-season total yards (6,904) and total first downs (379) and the second-most passing yards (4,751) in franchise history. Behind the line's work, Dallas led the league in total yards, tied for second in third down conversion rate (47.1), placed second in net passing yards (4,751), tied for fourth in first downs and was fifth in rushing yards (2,153) while allowing 23.0 sacks - the second-fewest in the NFL.

TRANSACTION SUMMARY:

- 12/29/17:** Placed on Reserve/Injured with a knee injury.
7/30/14: Signed an eight-year contract extension through 2023.
4/28/11: Drafted in the first round (ninth overall) by Dallas.

2019:

- Started all 13 games he played to earn his seventh straight trip to the Pro Bowl and pass Rayfield Wright for the most Pro Bowl selections by a Cowboys tackle.
- On the season, Dallas had three 500-yard outings and nine other 400-yard outings and the line yielded 23.0 sacks - the second-fewest in the league.
- The 12 total 400-plus yard games were a single-season franchise-high.
- Blocked for two 100-yard runners (Elliott and Tony Pollard) twice on the season - against Miami (9/22) and the LA Rams (12/15) - the first time in Cowboys history the team had two men each top 100-yards in a single game twice in a season.
- Missed back-to-back games with an ankle injury - against Green Bay (10/6) and at the N.Y. Jets (10/13).
- Sat out the season finale with a back injury.

2018:

- Tied Rayfield Wright for the most Pro Bowl selections by a Cowboys offensive tackle with his sixth career trip.
- Started all 13 games he played on a line that led the way for the NFL's rushing leader - Elliott, 1,434 yards.
- Helped the offense total a season-high 414 yards, including 152 rushing yards by Elliott (240 scrimmage yards) in the win against Detroit (9/30).
- Blocked for a 100-yard rusher (Elliott-106) and 100-yard receiver (Cole Beasley-101), first since at Pittsburgh (11/13/16), and the offense scored on each of the first four possessions against Jacksonville (10/14).
- Did not play on Thanksgiving Day against Washington (11/22) and was inactive against New Orleans (11/29) with a neck injury.
- Returned to start in the win over Philadelphia (12/9), helped block for a 400-yard passer (Prescott-455) a 200-yard receiver (Amari Cooper-217) and a 100-yard rusher (Elliott-113) for the first time in club history. The team also had a franchise-best 45:33 time of possession and 32 first downs.

2017:

- Selected to his fifth overall and fifth consecutive Pro Bowl, playing 13 games, missing three with injuries.
- Was placed on Reserve/Injured with a knee injury prior to the season finale at Philadelphia (12/31).
- At San Francisco (10/22) the offense totaled 501 yards, including 265 on the ground, for the 20th 500-yard game in team history.
- Played and started his 100th career game - against Kansas City (11/5).
- Missed the next two games and returned to start on Thanksgiving Day against the LA Chargers (11/23).
- Suffered a knee injury in the second half at Oakland (12/17) then was sidelined against Seattle (12/24) three plays into the game with the injury.
- Placed on Reserve/Injured with the knee injury on Dec. 29.

2016:

- Started all 13 games he played, missing three with a back injury, earned his fourth consecutive trip to the Pro Bowl, and blocked for the league's leading rusher and the second-ranked rushing attack.
- Behind the line's work, Prescott also earned Offensive Rookie of the Year honors while Elliott took home FedEx Ground Player of the Year.
- Earned AP and *Sporting News* All-Pro first-team, PFWA All-NFL and was part of a line that earned Built Ford Tough Offensive Line of the Year honors.
- Did not yield a sack in the season opener against the N.Y. Giants (9/11) as Prescott became the fourth Cowboys rookie to start a season at quarterback. Also blocked for Elliott, who became the fourth rookie rusher to start the opener for the club.
- Inactive/Injured (back) for the Sunday night win against Chicago (9/25) and at San Francisco (10/2) but returned against Cincinnati (10/9) and helped Elliott to his third straight 130-yard game - the first 100-yard rusher allowed by Cincinnati on the season.
- At Green Bay (10/16) blocked for Elliott's fourth straight 130-yard outing - first NFL rookie, 11th rusher overall to accomplish the feat - the first player to rush for over 100 yards against the Packers on the season. Also allowed Prescott to throw for a season-high three touchdown passes on 18-of-27 attempts.
- Led the way for Dallas' first 300-yard passer (Prescott-319), 100-yard receiver (Dez Bryant-116) and 100-yard rusher (Elliott-114) since 2013 as the offense racked up its seventh straight 400-yard game.
- Helped the offense tie an NFL record with eight consecutive 400-yard games as the offense finished with 417 yards against Baltimore (11/20). The club scored points on each of its final eight drives.
- Against Tampa Bay (12/18) blocked for Elliott's top rushing yard performance of the year (159 yards) as the offense rushed for 185 yards and two touchdowns on 32 runs. Also helped Prescott to the second-highest completion percentage (88.9 - minimum 30 attempts) in NFL history.
- In the home finale against Detroit (12/26), injured his knee in the third quarter as the offense averaged 7.2 yards-per-play (375 yards on 52 plays), rushing for 164 yards on 30 carries (5.5) and two touchdowns and throwing for 222 yards and a season-high four scores. It was only the third time since 2010 - and fourth since 2000 - that the Cowboys had six offensive touchdowns in a game.
- Was inactive for the regular season finale in Philadelphia (1/1/17) and returned for the Divisional Playoff Game against Green Bay (1/15/17), helping block for an offense that had a 100-yard rusher (Elliott-125), 100-yard receiver (Bryant-132) and a 300-yard passer (Prescott-302) for only the second time in team playoff history. The club also racked up 429 yards - seventh in a game in team playoff history.

2015:

- Selected to play in his third straight Pro Bowl after starting all 16 games for the third straight season, fourth overall, allowing McFadden to rush for his second career 1,000-yard season. It was the first time in team history the Cowboys had two different rushers top 1,000 yards in consecutive seasons.

- Against Atlanta (9/27) blocked for an offense that averaged 6.0 yards-per-rush with four rushing touchdowns - the most by a Cowboys offense since four at Arizona (11/15/98). All four came in the first half, the second time in franchise history Dallas had four rushing touchdowns in a half - first half against the N.Y. Giants, 12/1/63.
- Against Philadelphia (11/8) helped the offense rack up 411 yards as McFadden topped 100 rushing yards (117) and two receivers (Beasley, 112, and Bryant, 104) both topped 100 receiving yards to mark the first time since 1999 Dallas had a pair of 100-yard receivers along with a 100-yard rusher.
- Blocked for an offense that rushed for 171 yards and one touchdown on 20 carries (8.6), including long runs of 50, 45 and 22 yards at Green Bay (12/13).
- In Kellen Moore's first career start, did not yield a sack on 31 attempts as the running game averaged 4.8 yards-per-carry (25 for 121) at Buffalo (12/27).
- The season finale against Washington (1/3/16) saw the offense rack up a season-high 512 yards, including 435 passing yards by Moore - sixth in a game in team history.

2014:

- Started all 16 games for the league's second-ranked rushing offense, blocking for the league's rushing leader and the most efficient quarterback and earned his second straight Pro Bowl selection.
- Was a key component helping Murray set a league record by rushing for at least 100 yards in each of the first eight games of the season while rushing for a team-record 1,845 yards.
- Blocked for Murray, who rushed for 167 yards (third in his career) and a touchdown on 29 carries in the win at Tennessee (9/14). The offense rushed for 220 yards and controlled the clock for 41:11.
- Led the way for Murray to rush for 100 yards - his third straight 100-yard game to become the third Cowboy with 100 yards in each of the first three games of a season - and did not yield a sack in Dallas' all-time greatest comeback win (without overtime) at St. Louis (9/21).
- In the win over New Orleans (9/28), blocked for 190 yards and two scores on 35 runs (5.4) and allowed Murray to rush for 149 yards and both scores on 24 carries (6.5) to become the seventh NFL rusher, third Cowboy with 100 yards in four straight games to open the season. Murray also was only the fourth rusher with four 100-yard games with at least one touchdown in each of the first four games of a season.
- At Seattle (10/12) became the first offensive lineman since Brian Waters (2004) and the first offensive tackle since Erik Williams (1992) to take home Offensive Player of the Week honors after helping Murray join Brown (1958) as the only two men in NFL history with six straight 100-yard games to open a season.
- Guided Murray to his club-record tying 11th 100-yard game of the season with 179 yards - second in his career - and a touchdown in the Thursday night win at Chicago (12/4).
- The offense had 127 yards on 40 runs and Tony Romo completed a club-record 90.0% (18-of-20) of his passes with four scores and a personal-best 151.7 rating in the NFC East-clinching win against Indianapolis (12/21).
- In the season-ending win at Washington (12/28), allowed Murray to break the club single-season rushing record (1,845) and the club-record for 100-yard games (12), finishing with 100 yards and a touchdown.
- Helped block for Murray to rush for 123 yards (ninth in a postseason game in team history) and a touchdown on 25 carries (4.9) in the Divisional Playoff loss at Green Bay (1/11/15).

2013:

- Had a solid season as the club's starting left tackle, opening all 16 games for the second time in his career and earned his first career Pro Bowl selection.
- Helped the offense rush for 193 yards, including 175 by Murray, as Romo threw three touchdown passes in the win over St. Louis (9/22).
- Helped block for Romo against Denver (10/6), who finished with a club-record 506 yards with five touchdowns, completing 25-of-36 passes for a 140.0 rating. The offense gained 522 yards (tied for 12th in club history) and scored six touchdowns (tied for 11th).
- Helped block for three Murray rushing touchdowns against Oakland (11/28). It was the first multi-rushing touchdown game by a Cowboys running back since Marion Barber had two at New Orleans (12/10/09) and the first three-score game since Julius Jones at Seattle (12/6/04).

2012:

- Made the move to left tackle and started all 15 games he played, missing one with an ankle injury.
- Helped the offense rack up 5,994 net yards - third in a season in team history - as Romo threw for a career-high and club record 4,903 yards.
- In the opener at the N.Y. Giants (9/5), started at left tackle for the first time in his career and helped block for a 100-yard rusher (Murray-131), 100-yard receiver (Kevin Ogletree-114) and a 300-yard passer (Romo-307).
- At Baltimore (10/14) helped block for 227 rushing yards, the most ever allowed by the Ravens, and the most for Dallas since rushing for 297 against St. Louis (10/23/11).
- Helped block for Romo, who threw for a then career-high 437 yards - third in team history - on a club-record 62 attempts with 36 completions - good for second in team history - against the N.Y. Giants (10/28).
- Suffered a left ankle injury in the second quarter and missed the rest of the game against Cleveland (11/18).
- Helped Romo throw for 416 yards - his third 400-yard game of the season - and four touchdowns in the overtime loss to New Orleans (12/23).

2011:

- Made his NFL debut at right tackle at the N.Y. Jets (9/11), helping Romo throw for 342 yards and two touchdowns on 23-of-36 passes.
- Along with fellow 2011 draft choice Bill Nagy, it was the first time in franchise history a Cowboys team started two rookies on the offensive line in the season opener. The pair also became the seventh and eighth rookie linemen to ever start a season opener and the first since Rob Pettiti in 2005. Overall, they were the 38th and 39th rookies to start an opener for Dallas.
- Allowed time for Romo to throw for 345 yards and two touchdowns - his 20th straight game with a scoring toss and 28th career 300-yard game - in the overtime win at San Francisco (9/18).
- Blocked for Romo's 30th career 300-yard performance as the offense gained 377 yards of offense at New England (10/16).
- Opened holes for Murray to rush for a club-record 253 yards as the team finished with the fourth-most rushing yards in a game in team history (294) against St. Louis (10/23).
- The offense scored a touchdown on each of its first four possessions for the first time in team history and totaled 433 yards of offense while not yielding a sack in the win over Buffalo (11/13).

COLLEGE:

- All-America first-team selection by *The NFL Draft Report* and rated the best offensive tackle eligible for the 2011 draft as a junior.

- Recipient of the Morris Trophy, given to the top offensive lineman in the Pac-10, as voted by conference defensive lineman, a consensus All-Pac 10 first-team and named USC's Offensive Lineman of the Year.
- Started 12 games at right tackle and was the only lineman in the conference to record 100 knockdowns while adding 13 touchdown-resulting blocks and yielding just one sack the entire season.
- Saw time on special teams, blocking a pair of extra point attempts.
- Started the first 12 games of his sophomore season and was an All-American selection by *The NFL Draft Report* and honorable mention by *College Football News*.
- Earned honorable mention All-Pac 10 Conference pick helping USC average 149.5 rushing yards-per-game, along with 24 rushing touchdowns.
- Served as the backup left tackle and played on special teams as a true freshman, playing in 10 games, missing only one due to injury.

PERSONAL:

- Was a two-way lineman at Rancho Verde High School in Moreno Valley, Calif., and earned numerous honors as a senior, including, *Parade*, *SuperPrep*, *PrepStar* and Scout.com All-America first-team.
- Consensus five-star pick who ranked 15th on the Rivals 100 list and as a junior, made CaHi Sports all-state underclassmen second-team.
- Majored in public policy, management and planning at USC.

COMMUNITY:

- 2011 Rookie Club presented by UnitedHealthcare.
- 2012-16 Dallas Cowboys Draft Day/Fan Appreciation Party.
- 2012-19 Dallas Cowboys U High School Camp.
- 2014-19 Reliant Home Run Derby benefiting The Salvation Army.
- 2014-16 Albertson's All Star Gala benefiting The Salvation Army and Muscular Dystrophy Association.
- 2014 NFL Play 60 clinic, London, England.
- 2014 Fan Appreciation Pep Rally, London, England.
- 2014 Cowboys/NFL United Way Play 60 campaign.
- 2015-16 Taste of the NFL: The Ultimate Cowboys Tailgate Party host benefiting North Texas Food Bank.
- 2015-17, 2019 Dirk Nowitzki Heroes Celebrity Baseball Game (2015 MVP).
- 2016 Offensive Line Visit to North Texas Food Bank.
- 2016 Ford Firehouse Restoration.
- 2017 The Salvation Army Disaster Relief Telethon for Hurricane Harvey.
- 2017 Thanksgiving Military Family Surprise presented by Ford.
- WrestleMania 32 week community event Make-a-Wish private signing at Dave & Buster's.
- Hosts youth football camp in his Moreno Valley, Calif., benefiting Rancho Verde High School.
- Annual Holiday Hospital Visits.
- Kick Off Luncheon and Dallas Cowboys Family Cookbook benefiting Happy Hill Farm.
- Make-A-Wish Foundation of North Texas.
- Salvation Army Angel Tree Christmas Program.

T. SMITH'S COWBOYS TOTALS

GAMES/STARTS (regular season, playoffs): 2011 (16/16); 2012 (15/15); 2013 (16/16); 2014 (16/16, 2/2); 2015 (16/16); 2016 (13/13, 1/1); 2017 (13/13); 2018 (13/13, 2/2); 2019 (13/13). **Total: 131/131, 5/5.**

JOE THOMAS**48 • Linebacker**

6-1 • 230 • 5/6/91

South Carolina State • UFA(GB)-'18

NFL: 6th Year • Cowboys: 3rd Year

Games/Starts: 2019-15/2; Career-67/10

Postseason: 2019-0/0; Career-7/2



PRO: Joe Thomas signed with the Dallas Cowboys in the early stages of free agency heading into 2018, giving the Cowboys a core special teams player and a veteran presence at the linebacker position. He played in 10 games that season, limited with a foot injury, and posted five special teams tackles with six on defense in his first season in Dallas. In 2019 Thomas saw an uptick of playing time, notching 36 tackles on defensive and five stops on special teams, starting two of the 15 games he played. Thomas originally signed with Green Bay as a rookie free agent following the 2014 NFL Draft, and since then, he has played in 67 games with 10 starts and has been a solid contributor on special teams while serving as a reliable backup on defense.

TRANSACTION SUMMARY:**3/31/20:** Signed a one-year contract with Dallas through 2020.**3/22/18:** Signed a two-year contract with Dallas through 2019.**3/20/17:** Signed a one-year contract with Green Bay through 2017.**9/21/15:** Signed to Green Bay's active roster.**11/3/14:** Signed to Green Bay's practice squad, waived (9/5/15), then signed to Dallas' practice squad (9/8).**2/12/14:** Signed with Green Bay as an undrafted free agent and waived (8/30).

2019:

- Played in 15 games with two starts, seeing most of his time on special teams, and finished with 36 tackles, one pressure, one breakup, one forced fumble and five special teams tackles.
- Notched a season-high six tackles on defense against Miami (9/22), then had three tackles, a pressure, a breakup, one forced fumble and two special teams tackles at Chicago (12/5).
- Made his first start as a Dallas Cowboy in place of Leighton Vander Esch (neck) against the LA Rams (12/15) and had two tackles before a knee injury took him from the game.
- Started at Philadelphia (12/22) but was inactive/injured (knee) for the finale against Washington (12/29).

2018:

- Played in 10 games as he was limited with a foot injury and tallied five special teams tackles along with six tackles, one for a loss and a pressure on defense.
- Made his Cowboys debut in the opener at Carolina (9/9) and had one tackle with two special teams stops.
- Appeared in his 50th career game in the contest at Indianapolis (12/16).

2017 (Green Bay):

- Played in 12 games and compiled 14 tackles, a half sack and a pass breakup.

2016 (Green Bay):

- Set career-highs in games played (16), starts (seven), total tackles (77) and passes defended (eight), while also registering the first interception and fumble recovery of his career.
- Had career-bests with 10 tackles against Seattle (12/11) and again at Chicago (12/18).
- Played in all three postseason contests with two starts, tying for fourth on the team with 13 total tackles.

2015 (Green Bay/Dallas):

- Was with the Packers during the preseason before being waived (9/5). Signed to Dallas' practice squad (9/8), then signed to Green Bay's 53-man roster (9/21) for the remainder of the season.
- Played in 14 games in 2015 and registered 24 tackles, one sack, a forced fumble, four pressures and two passes defended. Added nine tackles on special teams, which tied for fourth on the team.
- Played in both postseason contests and recorded eight tackles.

2014 (Green Bay):

- Signed with the Packers as a rookie free agent and was on Green Bay's practice squad for the final eight games of the regular season and both playoff contests.

COLLEGE:

- Appeared in 41 games with 30 starts for the Bulldogs in his four-year career, compiling 271 tackles, 31 tackles for loss, 11.5 sacks, nine passes defended, four interceptions, two forced fumbles and three fumble recoveries.
- Started all 13 games in which he played as a senior in 2013 and notched a team-high 115 tackles, including 19 for a loss, 7.5 sacks, five passes defended, and an interception, earning first-team All-Conference honors.
- Started the first six games of the season, but had his 2012 junior season cut short after suffering an injury. Compiled 39 tackles, five tackles for loss, a sack, a pass defended and a forced fumble.
- Named the team's defensive MVP, starting all 11 games as a sophomore and finishing second on the team with 100 tackles, five tackles for loss, 2.5 sacks, a team-high three interceptions and a fumble recovery.
- Played in 11-of-12 games, contributing on special teams as a redshirt freshman and finished with 17 tackles.

PERSONAL:

- Lettered four years as a running back at Blackville-Hilda High School in Blackville, S.C., earning all-state honors as a senior in 2008 and a junior in 2007.
- Named Division 1A South Carolina Player of the Year, rushing for 1,976 yards and 31 touchdowns as a senior.
- His cousin, Troy Brown, played wide receiver for the New England Patriots from 1993-2007 and won three Super Bowls during his career.
- Has a daughter, Zara.
- Earned his degree in business.

COMMUNITY:

- 2019 Celebrity Chef, Taste of the Cowboys Youth Cooking Challenge.
- 2018-19 Dallas Cowboys U High School Camp.
- Annual Holiday Hospital Visits.
- Kick Off Luncheon and Dallas Cowboys Family Cookbook benefiting Happy Hill Farm.
- Make-A-Wish Foundation of North Texas.
- Salvation Army Angel Tree Christmas Program.

THOMAS' NFL TOTALS

Year Team	GP-GS	DEFENSE								INTERCEPTIONS					FUMBLES REC						
		ST	AT	TT	Sks-Yds	Tkl/Ls	QB Prs	PBU	FF	No	Yds	Avg	Lg	TD	No	Yds	Avg	Lg	TD		
2014 Green Bay.....	0-0				PRACTICE SQUAD								PRACTICE SQUAD					PRACTICE SQUAD			
2015 Green Bay.....	14-0	16	8	24	1.0(-2)	2(-2)	4	2	1	0	0	0.0	0	0	0	0	0.0	0	0		
2016 Green Bay.....	16-7	62	15	77	0.0(0)	3(-4)	0	8	0	1	9	9.0	9	0	1	0	0.0	0	0		
2017 Green Bay.....	12-1	6	8	14	0.5(-6)	2(-3)	0	1	0	0	0	0.0	0	0	0	0	0.0	0	0		
2018 Dallas.....	10-0	6	0	6	0.0(0)	1(-2)	1	0	0	0	0	0.0	0	0	0	0	0.0	0	0		
2019 Dallas.....	15-2	25	11	36	0.0(0)	0(0)	1	1	1	0	0	0.0	0	0	0	0	0.0	0	0		
Totals	67-10	115	42	157	1.5(-8)	8(-11)	6	12	2	1	9	9.0	9	0	1	0	0.0	0	0		
Playoffs					PRACTICE SQUAD								PRACTICE SQUAD					PRACTICE SQUAD			
2014 Green Bay.....	0-0				PRACTICE SQUAD								PRACTICE SQUAD					PRACTICE SQUAD			
2015 Green Bay.....	2-0	7	1	8	0.0(0)	0(0)	0	0	0	0	0	0.0	0	0	0	0	0.0	0	0		
2016 Green Bay.....	3-2	10	3	13	0.0(0)	0(0)	0	0	0	0	0	0.0	0	0	0	0	0.0	0	0		
2018 Dallas.....	2-0	0	0	0	0.0(0)	0(0)	0	0	0	0	0	0.0	0	0	0	0	0.0	0	0		
Totals	7-2	17	4	21	0.0(0)	0(0)	0	0	0	0	0	0.0	0	0	0	0	0.0	0	0		

Year Team	SPECIAL TEAMS TACKLES							
	Solo	Ast	Tot	FF	FR	BP	BFG	BXP
2014 Green Bay.....								
2015 Green Bay.....	6	3	9	0	0	0	0	0
2016 Green Bay.....	2	0	2	0	0	0	0	0
2017 Green Bay.....	2	0	2	0	0	0	0	0
2018 Dallas.....	5	0	5	0	0	0	0	0
2019 Dallas.....	3	2	5	0	0	0	0	0
Totals.....	18	5	23	0	0	0	0	0
Playoffs								
2018.....	3	0	3	0	0	0	0	0

DARIAN THOMPSON

23 • Safety

6-2 • 212 • 9/22/93

Boise State • PS(Ari)-'18

NFL: 5th Year • Cowboys: 3rd Year

Games/Starts: 2019-15/4; Career-43/21

Postseason: 2019-0/0; Career-0/0



PRO: The Dallas Cowboys signed Darian Thompson off Arizona's practice squad in 2018 to bolster a young secondary and provide experienced depth at the position. Thompson was originally a third round draft pick (71st overall) by the N.Y. Giants in 2016, and he appeared in 18 games with 17 starts in his two seasons with the Giants. After Dallas plucked him off the Cardinals practice squad in 2018, Thompson has seen action in 25 games for Dallas - mainly on special teams - but has also served as a backup safety, starting four contests.

TRANSACTION SUMMARY:

3/18/20: Signed a two-year contract with Dallas through 2021.

3/7/19: Signed a one-year contract with Dallas through 2020.

10/10/18: Signed with Dallas.

9/7/18: Waived by the N.Y. Giants and signed to Arizona's practice squad (10/2).

11/10/16: Placed on Reserve/Injured with a foot injury.

4/29/16: Drafted in the third round (71st overall) by the N.Y. Giants.

2019:

- Played in 15 games with four starts and tallied 39 tackles, 1.5 sacks, two tackles for loss, three pressures and a fumble recovery while placing second with nine special teams tackles.
- Started against Miami (9/22) with Xavier Woods (ankle) sidelined, and had three tackles.
- Replaced Jeff Heath (leg) in the third quarter at the N.Y. Giants (11/4) and had his first career fumble recovery.
- Again replaced Heath (shoulder) against Minnesota (11/10) and logged six tackles before earning the start in Heath's place at Detroit to the tune of seven tackles and a breakup.
- Shared a sack in the game against Buffalo (11/28) - his first career sack stat - then had nine tackles, his first career full sack, a tackle for a loss and two special teams stops at Chicago (12/5).

2018 (N.Y. Giants/Arizona/Dallas):

- Went to camp with the N.Y. Giants but was released at the start of the regular season.
- Signed to Arizona's practice squad on Oct. 2 but was only with the team for one week before signing to Dallas' active roster (10/10).
- Played in 10 games for Dallas, primarily on special teams, but did not record any tackles.
- Missed the playoff games with a groin injury.

2017 (N.Y. Giants):

- Started all 16 games and finished third on the defense with 75 tackles, six breakups and his first career interception.
- Finished with a career-high 11 tackles and his first career interception against the LA Chargers (10/8).
- Recorded a career-best two breakups at Washington (11/23).
- Tallied nine tackles against Philadelphia (12/17).

2016 (N.Y. Giants):

- Named a starter in training camp, but only played in two games because of a foot injury that eventually landed him on Reserve/Injured.
- Had three tackles in his NFL debut at Dallas (9/11).
- Made his first start against New Orleans (9/18) and finished with four tackles.

COLLEGE:

- A two-time All-Mountain West first-team selection (2014-15) and played in 51 games with 44 starts at Boise State, finishing his career with 242 tackles and a Mountain West Conference record 19 interceptions.

- As a senior in 2015, earned four All-America nods and was named to All-Mountain West first-team after starting all 12 games and leading the Broncos with five interceptions to go along with 65 tackles.
- Named All-Mountain West and started all 13 games with seven interceptions and 71 tackles as a junior.
- In 2013 started all 13 games and notched 63 tackles and intercepted four passes.
- As a redshirt freshman in 2012, played in all 13 games and registered 43 tackles with three interceptions.

PERSONAL:

- Named All-CIF and all-valley Defensive MVP at Paraclete High School in Lancaster, Calif., finishing his senior season with 74 tackles, seven picks and two defensive scores. Caught 52 passes for 953 yards and 13 touchdowns.
- Earned his degree in health-science from Boise State.
- He and his wife, Chelsey, have a daughter, Novah, and a son, Ty.

COMMUNITY:

- 2019 Dallas Cowboys U High School Camp.
- 2019 NFL My Cause My Cleats Campaign.
- Annual Holiday Hospital Visits.
- Kick Off Luncheon and Dallas Cowboys Family Cookbook benefiting Happy Hill Farm.
- Make-A-Wish Foundation of North Texas.
- Salvation Army Angel Tree Christmas Program.

THOMPSON'S NFL TOTALS

Year Team	GP-GS	DEFENSE								INTERCEPTIONS					FUMBLES REC					
		ST	AT	TT	Sks-Yds	Tkl/Ls	QB	Prs	PBU	FF	No	Yds	Avg	Lg	TD	No	Yds	Avg	Lg	TD
2016 N.Y. Giants.....	2-1	6	1-	7	0.0(0)	0(0)	0	0	0	0	0	0	0	0	0	0	0	0	0	0
2017 N.Y. Giants.....	16-16	61	14-	75	0.0(0)	2(-7)	2	6	0	1	0	0.0	0	0	0	0	0	0.0	0	0
2018 Dallas.....	10-0	0	0-	0	0.0(0)	0(0)	0	0	0	0	0	0.0	0	0	0	0	0	0.0	0	0
2019 Dallas.....	15-4	22	16-	38	1.5(-9)	2(-2)	0	3	0	0	0	0.0	0	0	0	1	0	0.0	0	0
Totals	43-21	89	31-	120	1.5(-9)	4(-9)	2	9	0	1	0	0.0	0	0	1	0	0.0	0	0	0
Playoffs																				
2018 Dallas.....	0-0	0	0-	0	0.0(0)	0(0)	0	0	0	0	0	0.0	0	0	0	0	0	0.0	0	0

ADDITIONAL STATISTICS

Special Teams Tackles – 2019 (4-4-8).

LEIGHTON VANDER ESCH**55 • Linebacker**


6-4 • 255 • 2/8/96

Boise State • D1-'18 (19th overall)

NFL: 3rd Year • Cowboys: 3rd Year

Games/Starts: 2019-9/9; Career-25/20

Postseason: 2019-0/0; Career-2/2



PRO: With the selection of Leighton Vander Esch in the first round (19th overall) of the 2018 NFL Draft, the Dallas Cowboys added a rangy, athletic linebacker with a nose for the ball. Vander Esch was an impact player for Dallas as a rookie, stepping in for Sean Lee (hamstring) and starting 11 of the 16 games he played. By season's end Vander Esch led the team with a club rookie record 176 tackles (fourth in a season in team history), and earned a Pro Bowl spot (as a replacement for Luke Kuechly) to become the third Cowboys rookie defender, first linebacker, to play in the game. Along the way, he took home NFC Defensive Rookie of the Month honors (November) to become the third Cowboys rookie to win the award. After a stout rookie season, Vander Esch looked to improve his dominance, but his second season was shortened to just nine games after suffering a neck injury that put him on Reserve/Injured for the finale and led to surgery. He spent the offseason rehabbing and regaining his form and should return in 2020 to pick up where he left off.

TRANSACTION SUMMARY:**12/24/19:** Placed on Reserve/Injured with a neck injury.**4/26/18:** Drafted in the first round (19th overall) by Dallas.**2019:**

- Started all nine games he played, missing six with injuries, and landing on Reserve/Injured-Neck for the finale.
- Despite missing seven games, finished third on the defense with 87 tackles while adding two tackles for losses, three pressures, three breakups, a forced fumble and a half sack.
- Had his half sack - his first career sack stat - and his first career forced fumble in the opener against the N.Y. Giants (9/8).

- Reached 200 career tackles in the game against Miami (9/22), posting eight.
- Led the team with a season-high 15 stops at New Orleans (9/29), then paced the unit with 12 tackles against Green Bay (10/6) and 11 at the N.Y. Jets (10/13).
- Suffered a neck injury in the game against Philadelphia (10/20), sat out at the N.Y. Giants (11/4) then returned against Minnesota (11/10) to lead the defense with a season-high tying 15 tackles.
- Played in his final contest of the season at Detroit (11/17) before a neck injury made him inactive for five games and eventually landing him on Reserve/Injured on Christmas Eve.

2018:

- Started 11-of-16 games played and led the team with a club rookie record 176 tackles - fourth in team history.
- Earned a Pro Bowl nod (replacement for Luke Kuechly) - the third Dallas rookie defender, first linebacker.
- Made his NFL debut as a reserve linebacker in the opener at Carolina (9/9) and had four tackles, then was second on the team with 10 tackles at Seattle (9/23).
- Earned the first start of his career with Lee (hamstring) inactive against Detroit (9/30) and led the team with 10 tackles and his first career tackle for loss.
- Logged 18 tackles, including 12 solos, at Houston (10/7), then led the team with 12 tackles against Jacksonville (10/14) and Tennessee (11/5).
- Took home NFC Defensive Player of the Week, finishing with a single-game club rookie record 19 tackles, including a season-high 15 solos, with one for a loss, a breakup and his first career interception at Philadelphia (11/11).
- Reached 100 tackles on the season at Atlanta (11/18), finishing with 12 tackles, three breakups an interception (second straight game with a pick) and a hurry.
- Tied the single-season club rookie tackle record (136), finishing against Philadelphia (12/9) with eight.
- Led the defense with 18 tackles (second in his career) in the NFC East-clinching win over Tampa Bay (12/23).
- Paced the defense with 12 tackles, along with a pressure in the Wild Card game against Seattle (1/5/19.)

COLLEGE:

- Started all 14 games he played and led the team with 141 tackles, tied for the team lead with three interceptions, second with 8.5 tackles for loss and third with 4.0 sacks as a junior.
- Was limited to six games as a sophomore while fighting through injuries, logging 27 tackles, a sack, 3.5 stops for losses, one breakup and an interception.
- As a redshirt freshman, played in 12 games as a reserve linebacker and posted 20 tackles, one tackle for a loss, two breakups and a fumble recovery. Added a rush for 10 yards on a fake punt.
- Redshirted as a true freshman.

PERSONAL:

- Was a three-sport athlete (football, basketball and track and field) at Salmon River High School in Riggins, Idaho.
- Helped the school to state titles in both football and basketball as a junior and senior.
- Played eight-man football, seeing time at quarterback and linebacker.
- Majored in general business at Boise State.
- He and his wife, Madalynn, were married in the spring of 2019.

COMMUNITY:

- 2018 Rookie Club presented by Essilor USA.
- 2018-19 Dallas Cowboys U High School Camp.
- 2020 Cowboys Draft Live virtual draft party.
- Annual Holiday Hospital Visits.
- Kick Off Luncheon and Dallas Cowboys Family Cookbook benefiting Happy Hill Farm.
- Make-A-Wish Foundation of North Texas.
- Salvation Army Angel Tree Christmas Program.

VANDER ESCH'S COWBOYS TOTALS

Year Team	GP-GS	DEFENSE						INTERCEPTIONS					FUMBLES REC							
		ST	AT	TT	Sks-Yds	Tkl/Ls	QB Prs	PBU	FF	No	Yds	Avg	Lg	TD	No	Yds	Avg	Lg	TD	
2018 Dallas	16-11	125	51	-	176	0.0(0)	3(-7)	5	6	0	2	56	28.0	28	0	0	0	0.0	0	0
2019 Dallas	9-9	58	29	-	87	0.5(-2)	2(-6)	3	3	1	0	0	0.0	0	0	0	0.0	0	0	
Totals	25-20	183	80	-	263	0.5(-2)	5(-13)	8	9	1	2	56	28.0	28	0	0	0	0.0	0	0
Playoffs																				
2018 Dallas	2-2	15	4	-	16	0.0(0)	0(0)	2	0	0	0	0	0	0.0	0	0	0	0.0	0	0

ADDITIONAL STATISTICS

Special Teams Tackles – 2018 (1+2-3).

SINGLE-GAME HIGHS

Total Tackles – 19 at Philadelphia, 11/11/18

Playoffs – 12 vs. Seattle, 1/5/19

Solo Tackles – 15 at Philadelphia, 11/11/18

Playoffs – 11 vs. Seattle, 1/5/19

VANDER ESCH'S CAREER GAME-BY-GAME
DEFENSE

Game	2018 (Dallas)			Sks Yds	Tk/ Ls	QB Prs	PBU
	ST	AT	TT				
L-@ Car 9/9.....	3	1	4				
W-NYG 9/16.....	6	0	6				
L-@ Sea 9/23.....	7	3	10		1(-1)		
W-Det 9/30.....	6	4	10			1	
L-@ Hou 10/7.....	12	6	18				
W-Jac 10/14.....	9	3	12			1	
L-@ Was 10/21.....	4	1	5				
L-Ten 11/5.....	10	2	12			1	1
W-@ Phi 11/11.....	15	4	19		1(-5)		1
W-@ Atl 11/18.....	6	6	12			1	3
W-Was 11/22.....	8	3	11				1
W-NO 11/29.....	7	2	9		1(-1)		
W-Phi 12/9.....	5	3	8				
L-@ Ind 12/16.....	7	5	12				
W-TB 12/23.....	14	4	18				
W-@ NYG 12/30.....	6	4	10			1	
Totals	125	51	176		3(-7)	5	6
Playoffs							
W-Sea 1/5/19.....	11	1	12			1	
L-@ LAR 1/12/19.....	4	3	7			1	
Totals	15	4	19			2	

Game	2019 (Dallas)			Sks Yds	Tk/ Ls	QB Prs	PBU
	ST	AT	TT				
W-NYG 9/8.....	7	2	9	0.5(-2)			1
W-@ Was 9/15.....	5	4	9				1
W-Mia 9/22.....	6	2	8				1
L-@ NO 9/29.....	11	4	15				1
L-GB 10/6.....	6	6	12				
L-@ NYJ 10/13.....	6	5	11				
W-Phi 10/20.....	2	0	2			1(-3)	
W-@ NYG 11/4.....						INACTIVE/INJURED	
L-Min 11/10.....	11	4	15			1(-3)	
W-@ Det 11/17.....	4	2	6				1
L-@ NE 11/24.....						INACTIVE/INJURED-Neck	
L-Buf 11/28.....						INACTIVE/INJURED-Neck	
L-@ Chi 12/5.....						INACTIVE/INJURED-Neck	
W-LAR 12/15.....						INACTIVE/INJURED-Neck	
L-@ Phi 12/22.....						INACTIVE/INJURED-Neck	
W-Was 12/29.....						RESERVE/INJURED-Neck	
Totals	58	29	87	0.5(-2)	2(-6)	3	3

CHRIS WESTRY

39 • Cornerback

6-4 • 210 • 7/10/97
 Kentucky • UDFA-'19
 NFL: 2nd Year • Cowboys: 2nd Year
 Games/Starts: 2019-0/0-IR; Career-0/0
 Postseason: 2019-0/0; Career-0/0



PRO: When the Dallas Cowboys signed Chris Westry as a rookie free agent following the 2019 NFL Draft, they were looking to bring along a tall, athletic and rangy defensive back, but a hamstring injury suffered in preseason landed him on Reserve/Injured. He spent the season rehabbing and will look to put himself in position to earn a spot on the 2020 active roster.

TRANSACTION SUMMARY:

- 8/31/19:** Placed on Reserve/Injured with a hamstring injury.
- 5/10/19:** Signed with Dallas as an undrafted free agent.

2019:

- Suffered a hamstring injury in preseason action and placed on Reserve/Injured for the entire season.

COLLEGE:

- Never missed a game in his four-year career, totaling 34 starts in 51 games and registering 134 tackles, 2.0 sacks, 15 breakups, three interceptions and a fumble recovery.
- Played in all 13 games, recording 21 tackles, one sack and two breakups as a senior in 2018.
- Saw action in all 13 games with eight starts as a junior, totaling 34 tackles and two breakups in 2017.
- As a sophomore in 2016, played in every game and tallied one interception and two breakups.
- Named to the SEC All-Freshman team by coaches in 2015, starting all 12 games and leading the defense with eight breakups and two interceptions while adding 36 tackles and one sack. Snapped Dak Prescott's streak of 289 passes without an interception at Mississippi State.

PERSONAL:

- Attended Oak Leaf high school in Orange Park, Fla., and helped his team to a district championship as a senior, recording one interception and 12 passes defended as a cornerback and safety.
- Majored in media arts and studies at Kentucky.

COMMUNITY:

- 2019 Reliant Home Run Derby benefiting the Salvation Army.
- 2019 Dallas Cowboys U High School Camp.

WESTRY'S COWBOYS TOTALS

Year Team	GP-GS	DEFENSE						INTERCEPTIONS				FUMBLES REC								
		ST	AT	TT	Sks- Yds	Tk/ Ls	QB Prs	PBU	FF	No	Yds	Avg	Lg	TD	No	Yds	Avg	Lg	TD	
2019 Dallas	0-0																			

CODY WICHMANN

78 • Guard


6-5 • 320 • 3/2/92

Fresno State • FA-'19

NFL: 4th Year • Cowboys: 2nd Year

Games/Starts: 2019-0/0-IR; Career-24/18

Postseason: 2019-0/0; Career-0/0



STAFF

CODY WICHMANN

2019 SEASON

RECORDS

PLAYOFF RECORDS

HISTORY

SIDELINES

PRO: The Dallas Cowboys signed Cody Wichmann to their practice squad prior to the start of the 2018 season to add depth to the offensive line group. Originally drafted in the sixth round by St. Louis, Wichmann saw action early in his career by starting seven games and playing in a total of 12. The following season, Wichmann's role increased as he started 11 games as a young LA Rams team was developing. Prior to the 2017 season, Wichmann was released by the Rams and then signed on to the Tennessee Titans practice squad, where he was prior to his release and signing to Dallas practice squad. He was fighting for a roster spot in Dallas in 2019 when a calf injury suffered in a training camp practice landed him on Reserve/Injured for the entire season.

TRANSACTION SUMMARY:

- 8/31/19:** Placed on Reserve/Injured with a calf injury.
- 1/14/19:** Signed with Dallas.
- 9/1/18:** Released and signed to Dallas' practice squad (9/4).
- 9/12/17:** Signed to Tennessee's practice squad.
- 9/2/17:** Waived by the LA Rams.
- 5/5/15:** Drafted in the sixth round (215th overall) by St. Louis.

- Suffered a calf injury in a training camp practice that landed him on Reserve/Injured for the season.

2019:

- Went to training camp with Tennessee, but was released during final cuts.
- Signed with Dallas' practice squad where he spent all of the 2018 season.

2017 (LA Rams/Tennessee):

- Went to training camp with the LA Rams, but was cut prior to the start of the season.
- Signed to Tennessee's practice squad where he spent the entire 2017 season.

2016 (Los Angeles):

- Started at right guard for 11-of-12 games he participated in.
- Protected rookie quarterback Jared Goff against New Orleans (11/27) where he threw three first half touchdowns and over 200 yards passing for the game.

2015 (St. Louis):

- Had seven starts in 12 appearances as a critical player on an offensive line which helped fellow rookie Todd Gurley rush for over 1,000 yards.
- Made his NFL debut in the season opener against Seattle (9/13) on special teams.
- Saw action for the first time on offense against Chicago (11/15), then made his first career start at right guard the following week at Baltimore (11/22).

COLLEGE:

- Started all 50 games on the offensive line at Fresno State where he earned two All-Mountain West selections, as well as a Mountain West second-team nomination as a senior.
- Played on an offensive line in 2013 that protected Derek Carr when he led the nation in passing. The offensive line ranked sixth in the nation in fewest sacks allowed and helped lead the team to a Las Vegas Bowl appearance versus USC.

PERSONAL:

- Played at Mariposa, Calif., High School where he played offensive line and tight end.
- Named co-Outstanding lineman.
- He and his wife, Alina, were married in 2018.
- Earned his degree in criminology-law enforcement.

COMMUNITY:

- 2019 Dallas Cowboys U High School Camp.
- 2019 Dallas Cowboys Drafft Day/Fan Appreciation Party.
- Annual Holiday Hospital Visits.
- Kick Off Luncheon and Dallas Cowboys Family Cookbook benefiting Happy Hill Farm.
- Make-A-Wish Foundation of North Texas.
- Salvation Army Angel Tree Christmas Program.

WICHMANN'S NFL TOTALS

GAMES/STARTS (regular season): 2015 (12/7-SIL); 2016 (12/11-LA); 2019(0/0-IR). **Total: 24/18.**

CONNOR WILLIAMS

52 • Guard


6-5 • 320 • 5/12/97

Texas • D2-'18 (50th overall)

NFL: 3rd Year • Cowboys: 3rd Year

Games/Starts: 2019-11/11 Career-24/21

Postseason: 2019-0/0; Career-2/2



PRO: The Dallas Cowboys added to a position of strength on the team in the 2018 NFL Draft with the selection of Texas offensive lineman Connor Williams in the second round (50th overall). Williams was a three-year starter at tackle for the Longhorns and became Dallas' starting left guard in training camp. As a rookie, Williams started 10-of-13 games played - and both playoff games - as he helped lead the way for the NFL's rushing champ - Ezekiel Elliott - 1,434 yards. Williams showed vast improvement in his second season, but it was cut short as he tore an ACL on Thanksgiving Day that landed him on Reserve/Injured. He started 11 games before his season-ending knee injury and will return healthy and ready to again take the next step in 2020.

TRANSACTION SUMMARY:

12/1/19: Placed on Reserve/Injured with a knee injury.

4/27/18: Drafted in the second round (50th overall) by Dallas.

2019:

- Was limited to starting all 11 games he played as knee injuries kept him from five games - four on Reserve/Injured.
- Helped the offense rack up the most single-season total yards (6,904) and total first downs (379) and the second-most passing yards (4,751) in franchise history. Behind the line's work, Dallas led the league in total yards, tied for second in third down conversion rate (47.1), placed second in net passing yards (4,751), tied for fourth in first downs, was fifth in rushing yards (2,153) and allowed 23.0 sacks - second-fewest in the NFL.
- On the season, Dallas had three 500-yard outings - season-high 563 against Green Bay (10/6) - and nine other 400-yard outings.
- The 12 total 400-plus yard games were a single-season franchise-high, and Dallas' 563 yards against the Packers were fifth in franchise history.
- Blocked for two 100-yard runners (Elliott and Tony Pollard) against Miami (9/22).
- Was inactive/injured at Detroit (11/17) then left the Thanksgiving Day game against Buffalo (11/28) in the second half with a knee injury that landed him on the IR list on Dec. 1.

2018:

- Started 10-of-13 games played, missing two following knee surgery. Also started both playoff contests.
- Helped lead the way for the NFL's rushing leader - Elliott, 1,434 yards.
- Earned the starting left guard job in training camp and made his NFL debut in the opener at Carolina (9/9).
- Blocked for a 100-yard rusher (Elliott, 106) and 100-yard receiver (Cole Beasley, 101) for the first time since at Pittsburgh (11/13/16) as the offense scored on each of its first four possessions against Jacksonville (10/14).
- Stepped in for Zack Martin (knee) in the fourth quarter, helping Dallas to the win against Philadelphia (12/9).
- With Martin (knee) inactive, made his first career start at right guard in the game at Indianapolis (12/16).
- Made his postseason debut in the Wild Card win over Seattle (1/5/19), helping Elliott rush for 137 yards and a touchdown on 27 carries (5.3).

COLLEGE:

- Named Academic All-Big 12 second-team as a junior, starting all five games he played, missing seven due to injury.
- Consensus first-team All-American and first team All-Big 12 as a sophomore, starting at left tackle in 11-of-12 games.
- Named first-team freshman All-America by the Football Writers Association of America, USA Today and ESPN.com.
- Honorable mention All-Big 12 selection by the league's coaches.
- Started all 12 games at left tackle and blocked for a rushing attack that ranked 18th in the nation and third in the Big 12 with 224.8 yards-per-game, including 263.0 yards-per-game in the last seven contests.

PERSONAL:

- An all-state and two-time all-district honoree playing both sides of the ball at Coppell, Texas, High School.
- As a senior recorded 63 pancakes and graded at 94 percent, while only allowing one sack and committing one holding penalty.
- Majored in finance as part of the prestigious McCombs School of Business at Texas.

COMMUNITY:

- 2018 Rookie Club presented by Essilor USA.
- 2018 NFL Draft Character Playbook Hour.
- 2018-19 Dallas Cowboys U High School Camp.
- 2018-19 NFL My Cause My Cleats Campaign.
- Annual Holiday Hospital Visits.
- Kick Off Luncheon and Dallas Cowboys Family Cookbook benefiting Happy Hill Farm.
- Make-A-Wish Foundation of North Texas.
- Salvation Army Angel Tree Christmas Program.

WILLIAMS' COWBOYS TOTALS

GAMES/STARTS (regular season, playoffs): 2018 (13/10, 2/2); 2019 (11/11). **Totals (24/21, 2/2).**

CEDRICK WILSON

11 • Wide Receiver

6-2 • 195 • 11/20/95
 Boise State • D6-'18 (208th overall)
 NFL: 3rd Year • Cowboys: 3rd Year
 Games/Starts: 2019-6/0; Career-6/0
 Postseason: 2019-0/0; Career-0/0



STAFF

CEDRICK WILSON

2019 SEASON

RECORDS

PLAYOFF RECORDS

HISTORY

SIDELINES

PRO: The Dallas Cowboys selected Cedrick Wilson in the sixth round (208th overall) of the 2018 NFL Draft to give the club a tall, versatile and intelligent option at wide receiver. Wilson, a former high school quarterback, converted to wide receiver during his collegiate career and continued to improve. Wilson suffered a shoulder injury in training camp and spent his rookie season on Reserve/Injured. Wilson returned in 2019 to play in six games, missing the final three games of the season with a knee injury. He saw time as a punt and kickoff returner and will hope to build on his experience as he competes for a roster spot in 2020.

TRANSACTION SUMMARY:

- 9/4/19:** Activated and placed on Reserve/Injured (12/10).
- 8/31/19:** Waived and signed to Dallas' practice squad (9/2).
- 8/1/18:** Placed on Reserve/Injured with a shoulder injury.
- 4/28/18:** Drafted in the sixth round (208th overall) by Dallas.

2019:

- Made his NFL debut, playing in six games, mainly on special teams, and finished the season with five catches for 46 yards, two punt returns for 13 yards and three kickoff returns for 64 yards before a knee injury landed him on Reserve/Injured.
- Was on Dallas' practice squad for Week 1 before his call up to the active roster.
- Made his NFL debut at Washington (9/15) and returned his first career punt zero yards.
- Had his first offensive stats, catching a team-high tying five passes for 46 yards at the N.Y. Jets (10/13).
- Returned three kickoffs for 64 yards at Chicago (12/5) before suffering the knee injury and leaving the game.

2018:

- Suffered a shoulder injury in the preseason that landed him on Reserve/Injured for the entire season.

COLLEGE:

- Started 13-of-14 games played and led the team in receptions (83) and yards (1,511) with seven touchdown catches. Led the team with 1,989 all-purpose yards, adding 465 kickoff return yards and 13 rushing yards.
- Transferred to Boise State from Coffeyville Community College and started five of the 13 games he played, finishing with a team-best 11 touchdowns on 56 catches (second) for 1,129 yards (second).
- Led the team in kick return yards (277), punt return yards (132) and kick returns (13).
- Named an NJCAA All-American, ranking third in the nation with 116.1 receiving yards-per-game as a sophomore.
- As a true freshman, caught 10 touchdowns and posted 629 receiving yards to earn all-conference honors.

PERSONAL:

- Led White Station High School in Memphis, Tenn., to the state semifinals as a junior.
- Named to the 6A all-state team and 16-AAA all-district team as a senior.
- Earned his degree in communications at Boise State.
- His father, Cedrick Wilson, Sr. is a former Tennessee Titans receiver, who played for seven years in the league, including a Super Bowl championship with the Pittsburgh Steelers.

COMMUNITY:

- 2018-19 Dallas Cowboys U High School Camp.
- 2018 Rookie Club presented by Essilor USA.
- 2019 Dallas Cowboys Draft Day/Fan Appreciation Party.
- 2019 NFL My Cause My Cleats Campaign.
- Annual Holiday Hospital Visits.
- Kick Off Luncheon and Dallas Cowboys Family Cookbook benefiting Happy Hill Farm.
- Make-A-Wish Foundation of North Texas.
- Salvation Army Angel Tree Christmas Program.

C. WILSON'S COWBOYS TOTALS

Year Team	GP-GS	RECEIVING					RUSHING					
		No	Yds	Avg	Long	TD	No	Yds	Avg	Long	TD	
2018 Dallas	0-0											
2019 Dallas	6-0	5	46	9.2	14	0	0	0	0.0	0	0	
Totals	6-0	5	46	9.2	14	0	0	0	0.0	0	0	
Playoffs		RESERVE/INJURED-Shoulder					RESERVE/INJURED-Shoulder					
2018 Dallas	0-0											
Year Team		KICKOFF RETURNS					PUNT RETURNS					
		No	Yds	Avg	Long	TD	No	Yds	Avg	FC	Long	TD
2018 Dallas												
2019 Dallas		3	64	21.3	22	0	2	13	6.5	2	13	0
Totals		3	64	21.3	22	0	2	13	6.5	2	13	0

DONOVAN WILSON

37 • Safety

6-0 • 200 • 2/21/95
 Texas A&M • D6-'19 (213th overall)
 NFL: 2nd Year • Cowboys: 2nd Year
 Games/Starts: 2019-11/0; Career-11/0
 Postseason: 2019-0/0; Career-0/0



PRO: Donovan Wilson was added to the mix at the safety position with the selection of the former Texas A&M product in the sixth round (213th overall) of the 2019 NFL Draft. Wilson was a three-year starter and defensive captain for the Aggies who compiled 207 total tackles, 5.0 sacks, 21.5 tackles for loss, 16 pass breakups and eight interceptions. He played in 11 games as a rookie, seeing a majority of his time on special teams. He improved throughout the year and will again earn a shot at more playing time.

TRANSACTION SUMMARY:

4/26/19: Drafted in the sixth round (213th overall) by Dallas.

2019:

- Played in 11 games as a rookie, mainly on special teams, and finished the year with three coverage tackles.
- Missed the first two games of the season with an ankle injury, then made his NFL debut on special teams against Miami (9/22).
- Had his first tackle on special teams against Minnesota (11/10).

COLLEGE:

- Started 11 games as a redshirt senior and led the team with two interceptions and was second with 66 tackles.
- Suffered a season-ending ankle injury during the season-opening UCLA game and received a medical redshirt.
- Posted 59 tackles while seeing action in 12 games with seven starts as a junior. Also had one interception and 5.5 tackles for loss.
- Saw action in all 13 games as a sophomore, starting seven at nickel, and led the Aggies with five interceptions, including a 60-yard pick-six, and recorded 63 tackles, 8.5 tackles for a loss with 2.0 sacks, three forced fumbles and two fumble recoveries.
- As a freshman made 19 tackles and two tackles for loss in 10 games, starting one.

PERSONAL:

- Attended Woodlawn High School in Shreveport, La., and led the area with 13 picks while earning all-city Defensive Player of the Year (*Shreveport Times*), Class 4A all-state honors and a member of the New Orleans *Times-Picayune* "Nifty 50" as a senior.
- Also had 70 tackles and five forced fumbles, and on offense, made 57 catches for 860 yards and nine scores.
- Earned his degree in sports management from Texas A&M.

COMMUNITY:

- 2019 Rookie Club presented by Essilor USA.
- 2019 Reliant Home Run Derby benefiting the Salvation Army.
- 2019 Dallas Cowboys U High School Camp.
- 2019 Early Thanksgiving Day Meal at The Salvation Army.
- Annual Holiday Hospital Visits.
- Kick Off Luncheon and Dallas Cowboys Family Cookbook benefiting Happy Hill Farm.
- Make-A-Wish Foundation of North Texas.

D. WILSON'S COWBOYS TOTALS

Year Team	GP-GS	DEFENSE									INTERCEPTIONS					FUMBLES REC			
		ST	AT	TT	Sks-Yds	Tkl/ Ls	QB Prs	PBU	FF	No	Yds	Avg	Lg	TD	No	Yds	Avg	Lg	TD
2019 Dallas	11-0	0	0	0	0.0(0)	0(0)	0	0	0	0	0	0	0	0	0	0	0.0	0	0

ADDITIONAL STATISTICS

Special Teams Tackles – 2019 (2-1-3).

ANTWAUN WOODS

99 • Defensive Tackle

6-1 • 310 • 1/3/93
Southern California • FA-18
NFL: 3rd Year • Cowboys: 3rd Year
Games/Starts: 2019-10/10; Career-26/25
Postseason: 2019-0/0; Career-2/2



PRO: Antwaun Woods signed with the Cowboys in May of 2018 and entered camp fourth on the defensive tackle depth chart. He quickly proved to coaches he belongs and climbed his way to the top, starting all 15 games he played for Dallas in 2018. He finished his first full pro season with 34 tackles, 1.5 sacks, one tackle for loss, 10 pressures, one breakup and a fumble recovery. He returned in 2019 entrenched as a starter in the middle of the defensive line, and started all 10 games he played to post 29 tackles, one for a loss, two pressures and a fumble recovery.

TRANSACTION SUMMARY:

- 7/28/20:** Signed a one-year contract with Dallas as an exclusive rights free agent through 2020.
- 5/30/18:** Signed with Dallas.
- 5/22/18:** Waived by Tennessee.
- 9/2/17:** Waived and signed to Tennessee's practice squad (9/3).
- 10/3/16:** Signed to Tennessee's practice squad and activated (12/28).
- 9/2/16:** Waived, signed to Tennessee's practice squad (9/5) and released (9/27).
- 5/9/16:** Signed with Tennessee as an undrafted free agent.

2019:

- Started all 10 games he played, missing six with knee injuries, and tallied 29 tackles, one tackle for a loss, two pressures and a fumble recovery.
- Logged a career-high seven tackles in the game against Minnesota (11/10).
- In his 25th career start, added three stops at Philadelphia (12/29).

2018:

- Started all 15 games he played, missing one with a concussion, and finished with 34 tackles, 1.5 sacks, one tackle for loss, 10 pressures, one breakup and a fumble recovery.
- Made his Cowboys debut in his first career start and finished at Carolina (9/9) with one tackle and a pressure.
- Logged his first career sack in the home opener against the N.Y. Giants (9/16).
- Made his playoff debut against Seattle (1/5/19) and had two tackles with one for a loss.

2017 (Tennessee):

- Returned to training camp with the Titans, released at the end and spent the entire season on Tennessee's practice squad.

2016 (Tennessee):

- After signing with Tennessee as a rookie free agent, spent a majority of his rookie season on the practice squad, but played in one game while on the active roster.
- Made his lone NFL appearance as a reserve against Houston (1/1/17) and had two tackles, with one for a loss.

COLLEGE:

- Appeared in 48 games with 44 starts and totaled 113 tackles, 14.5 tackles for loss, 8.0 sacks, two deflections and a fumble recovery in his career. Was selected a team captain and named an All Pac-12 selection as a senior.
- As a senior, started the 13 games he played and racked up 41 tackles, seven tackles for loss, two deflections and a fumble recovery. Earned first-team All Pac-12 honors and an invite to the 2015 NFLPA Collegiate Bowl.
- Appeared in 12 games with 10 starts as a junior and registered 37 tackles and one sack.
- As a sophomore, played 13 games - six starts - and had 19 tackles, including two stops for a loss.
- Started the first four games of the season at nose tackle before becoming a productive reserve and, in 13 games, made 16 tackles, 4.5 tackles for loss and 3.0 sacks as a redshirt freshman.

PERSONAL:

- Was a four-year starter for Taft High School in Woodland Hills, Calif., and played offensive and defensive line.
- He and his wife, Shelby, have a son, Antwaun Jr., and a daughter, Parker.
- Received his bachelor's degree in sociology from Southern California in the spring of 2015.

COMMUNITY:

- 2018-19 Cowboys U High School Camp.
- 2019 Dallas Cowboys Draft Day/Fan Appreciation Party.
- 2019 NFL My Cause My Cleats Campaign.
- 2019 Salvation Army relief for Dallas tornado.
- Annual team Holiday Hospital Visits.
- Dallas Cowboys Kickoff Luncheon and Cowboys Family Cookbook benefiting Happy Hill Farm.
- Make-A-Wish Foundation of North Texas.
- Salvation Army Angel Tree Christmas Program.

STAFF

ANTWAUN WOODS

2019 SEASON

RECORDS

PLAYOFF RECORDS

HISTORY

SIDELINES

A. WOODS' NFL TOTALS

Year Team	GP-GS	DEFENSE								INTERCEPTIONS					FUMBLES REC				
		ST	AT	TT	Sks- Yds	Tkl/ Ls	QB Prs	PBU	FF	No	Yds	Avg	Lg	TD	No	Yds	Avg	Lg	TD
2016 Tennessee.....	1-0	2	0	-	2	0.0(0)	1(-3)	0	0	0	0	0	0	0	0	0	0	0	0
2017 Tennessee.....	0-0																		
2018 Dallas.....	15-15	11	23	-	34	1.5(-3)	1(-4)	10	1	0	0	0	0	0	0	0	0	0	
2019 Dallas.....	10-10	15	14	-	29	0.0(0)	1(-3)	2	0	0	0	0	0	0	0	0	0	0	
Totals	26-25	28	37	-	65	1.5(-3)	3(-10)	12	1	0	0	0	0	0	0	0	0	0	
Playoffs																			
2018 Dallas.....	2-2	5	2	-	7	0.0(0)	1(-8)	0	0	0	0	0	0	0	0	0	0	0	

SINGLE-GAME HIGHS

Total Tackles - 7 vs. Minnesota, 11/10/19

XAVIER WOODS

(ECK-zay-vee-er)

25 • Safety

5-11 • 212 • 7/26/95

Louisiana Tech • D6a-'17 (191st overall)

NFL: 4th Year • Cowboys: 4th Year

Games/Starts: 2019-15/15; Career-45/33

Postseason: 2019-0/0; Career-2/2



PRO: Xavier Woods was chosen by the Dallas Cowboys in the sixth round (191st overall) of the 2017 NFL Draft and was placed in the mix for playing time at the safety position as a rookie. Woods also lined up as a nickel cornerback and played in all 16 games, starting four, seeing most of his early season action on special teams. In his second season, Woods elevated his game as a starting safety, starting the final 14 games of the season - and both playoff games - after missing the first two games with a hamstring injury. In 2019 he started all 15 games he played and showed his development into a hard-hitter with a nose for the ball, finishing the year with 81 tackles, two forced fumbles and a team-high tying two interceptions.

TRANSACTION SUMMARY:

4/29/17: Drafted in the sixth round (191st overall) by Dallas.

2019:

- Started all 15 games he played and tallied a career-high 81 tackles - fifth on the team - along with one tackle for a loss, five breakups, two forced fumbles, a team-high tying two interceptions and a fumble recovery.
- Tallied a career-high 12 tackles with a forced fumble in the season-opening win over the N.Y. Giants (9/8).
- Missed the game against Miami (9/22) with an ankle injury, then returned at New Orleans (9/29) with five tackles.
- Picked off his first pass of the season against Philadelphia (10/20), then made his 25th career start and finished with an interception, four tackles and a breakup at the N.Y. Giants (11/4).
- Had three tackles and a fumble recovery in the finale against Washington (12/29).

2018:

- Missed the first two games with a hamstring injury but started the final 14 - and both playoff games - and finished sixth on the defense with 67 tackles, a team-high tying two interceptions, nine breakups and a forced fumble.
- Made his season debut in a start at Seattle (9/23) and had three tackles, then had the first interception on the defense, along with five tackles and a breakup at Houston (10/7).
- Notched a career-best 10 tackles at Atlanta (11/18), then had seven tackles, three breakups with one interception on Thanksgiving Day against Washington (11/22).
- Had a pair of tackles and his first career forced fumble against New Orleans (11/29), then logged his 100th career tackle, finishing at Indianapolis (12/16) with five.

2017:

- Made his NFL debut in the opener on special teams against the N.Y. Giants (9/10), then logged his first career tackle (an assist) at Denver (9/17).
- Broke up one pass, had a special teams stop and recovered a fumble on kick coverage at San Francisco (10/22), then notched four tackles and his first career interception at Atlanta (11/12).
- Got his first career start with Jeff Heath (concussion) inactive against Philadelphia (11/19) and notched five tackles.
- Had his first career tackle for a loss at the N.Y. Giants (12/10).

COLLEGE:

- Started all 14 games as a senior, making 89 tackles, 6.5 for loss, 3.0 sacks, five interceptions (first in Conference USA, 13th in the nation), six pass breakups and one quarterback hurry.
- Named first-team All-Conference USA and second-team All-Louisiana as a junior, registering 56 tackles, including 7.5 for a loss, with three interceptions, starting all 13 games.

- Set a school record with 230 interception return yards on six interceptions (two for touchdowns), was second on the team with 71 total tackles, including 3.5 tackles for a loss with a sack. Added seven pass breakups, three forced fumbles, one hurry and a blocked kick as a sophomore, starting all 14 games.
- Played in all 12 games as a freshman, starting 10, recording 61 total tackles with three tackles for a loss and two pass breakups.

PERSONAL:

- Attended West Monroe, La., High School where he was an all-state, All-Northeast Louisiana and all-district honoree and led his team to a state championship his junior year (2011).
- Majored in social science.

COMMUNITY:

- 2017 Rookie Club presented by Essilor USA.
- 2017-19 Dallas Cowboys U High School Camp.
- 2018 Dallas Cowboys Early Thanksgiving Day Meal at The Salvation Army.
- 2019 Dirk Nowitzki Heroes Celebrity Baseball Game.
- Annual Team Holiday Hospital Visits.
- Kickoff Luncheon and Dallas Cowboys Family Cookbook benefiting Happy Hill Farm.
- Make-A-Wish Foundation of North Texas.
- Salvation Army Angel Tree Christmas Program.

X. WOODS' COWBOYS TOTALS

Year Team	GP-GS	DEFENSE							INTERCEPTIONS				FUMBLES REC							
		ST	AT	TT	Sks-Yds	Tk/Ls	QB Prs	PBU	FF	No	Yds	Avg	Lg	TD	No	Yds	Avg	Lg	TD	
2017 Dallas	16-4	28	13	-	41	0.0(0)	1(-2)	4	6	0	1	7	7.0	7	0	1	6	6.0	6	0
2018 Dallas	14-14	46	21	-	67	0.0(0)	0(0)	0	9	1	2	15	7.5	15	0	0	0	0.0	0	0
2019 Dallas	15-15	59	22	-	81	0.0(0)	1(-3)	0	5	2	2	38	19.0	29	0	1	9	9.0	9	0
Totals	45-33	133	56	-	189	0.0(0)	2(-5)	4	20	3	5	60	12.0	29	0	2	15	7.5	9	0
Playoffs																				
2018 Dallas	2-2	6	5	-	11	0.0(0)	0(0)	0	0	0	0	0	0.0	0	0	0	0	0.0	0	0

ADDITIONAL STATISTICS

Special Teams Tackles – 2017 (2-0-2, 1 FR), 2018 (0-0-0), 2019 (1-1-2).
Totals: (3-1-4).

SINGLE-GAME HIGHS

Tackles – 12 vs. N.Y. Giants, 9/8/19
Playoffs – 9 at LA Rams, 1/12/19

WOODS' CAREER GAME-BY-GAME DEFENSE

2017 (Dallas)

Game	ST	AT	TT	INTs			
				Tk/Ls	PBU	No/Yds	Lg TD
W-NYG 9/10							
L-@ Den 9/17	0	1	-	1			
W-@ Ari	3	0	-	3	1		
L-LAR 10/1	2	0	-	2			
L-GB 10/8	1	0	-	1			
W-@ SF 10/22							
W-@ Was 10/29	4	0	-	4			
W-KC 11/5	2	0	-	2	1		
L-@ Atl 11/12	2	2	-	4		1/7	
L-PHI 11/19	4	1	-	5			
L-LAC 11/23	2	0	-	2			
W-WAS 11/30	2	2	-	4			
W-@ NYG 12/10	0	4	-	4	1(-2)	1	
W-@ Oak 12/17	3	3	-	6			
L-SEA 12/24	2	0	-	2			
W-@ Phi 12/31	1	0	-	1		2	
Totals	28	13	-	41	1(-2)	6	1/7

2018 (Dallas)

Game	ST	AT	TT	INTs			
				Tk/Ls	PBU	No/Yds	Lg TD
L-@ Car 9/9							
W-NYG 9/16							
L-@ Sea 9/23	0	3	-	3			
W-Det 9/30	3	2	-	5			
L-@ Hou 10/7	5	0	-	5	1	1/15	15 0
W-Jac 10/14	0	3	-	3			
L-@ Was 10/21	2	2	-	4			
L-Ten 11/5	4	3	-	7			
W-@ Phi 11/11	3	2	-	5	3		
W-@ Atl 11/18	7	3	-	10			
W-Was 11/22	6	1	-	7	3	1/0	0 0
W-NO 11/29	1	1	-	2			

2018 (Dallas), cont.

Game	ST	AT	TT	INTs			
				Tk/Ls	PBU	No/Yds	Lg TD
W-Phi 12/9	3	0	-	3			
L-@ Ind 12/16	4	1	-	5	1		
W-TB 12/23	5	0	-	5	1		
W-@ NYG 12/30	3	0	-	3			
Totals	46	21	-	67	9	2/15	15 0
Playoffs							
W-Sea 1/5/19	2	0	-	2			
L-@ LAR 1/12/19	4	5	-	9			
Totals	6	5	-	11			

2019 (Dallas)

Game	ST	AT	TT	INTs			
				Tk/Ls	PBU	No/Yds	Lg TD
W-NYG 9/8	10	2	-	12			
W-@ Was 9/15	5	3	-	8			
W-Mia 9/22							
L-@ NO 9/29	5	0	-	5			
L-GB 10/6	5	3	-	8			
L-@ NYJ 10/13	6	3	-	9			
W-Phi 10/20	1	1	-	2	1	1/9	9 0
W-@ NYG 11/4	3	1	-	4	1	1/29	29 0
L-Min 11/10	4	2	-	6	1		
W-@ Det 11/17	2	2	-	4			
L-@ NE 11/24	2	1	-	3			
L-Buf 11/28	4	0	-	4	1		
L-@ Chi 12/5	3	0	-	3			
W-LAR 12/15	3	0	-	3			
L-@ Phi 12/22	5	2	-	7	1(-3)	1	
W-Was 12/29	1	2	-	3			
Totals	59	22	-	81	1(-3)	5	2/38 29 0

DARYL WORLEY

28 • Cornerback

6-1 • 210 • 2/22/95

West Virginia • FA-'20

NFL: 5th Year • Cowboys: 1st Year

Games/Starts: 2019-15/15-Oak; Career-56/49

Postseason: 2019-0/0; Career-1/1



PRO: The Dallas Cowboys added a veteran presence with the ability to play multiple spots in the defensive backfield when they signed Daryl Worley on April 20, 2020. Worley, a four-year pro who was originally drafted in the third round (77th overall) by Carolina in 2016, has 49 starts in 56 games played through his NFL career. Most recently, Worley spent two seasons with the Oakland Raiders and saw time at cornerback and safety, flex that will be counted on in Dallas under new defensive coordinator Mike Nolan.

TRANSACTION SUMMARY:

4/30/20: Signed a one-year contract with Dallas through 2020.

4/1/19: Signed a one-year contract extension with Oakland through 2019.

12/24/18: Placed on Reserve/Injured with a shoulder injury.

4/23/18: Signed with Oakland.

3/14/18: Traded to Philadelphia for Torrey Smith and released (4/15).

4/29/16: Drafted in the third round (77th overall) by Carolina.

2019 (Oakland):

- Started all 15 games he played, missing one with a neck injury, and posted 63 tackles, eight breakups, one interception and a fumble recovery.
- Had a season-best three breakups along with two tackles at Indianapolis (9/29).
- Logged his pick against Detroit (11/3), then had a season-best eight tackles against Tennessee (12/8).
- Missed the game against Jacksonville (12/15) with a neck injury, but returned to start the final two games of the season.

2018 (Carolina/Philadelphia/Oakland):

- Traded to Philadelphia on March 14 for Torrey Smith, then released on April 15.
- Signed with Oakland on April 23, and played in 10 games with nine starts - missing the first four to a league-mandated suspension and the final two to a shoulder injury that landed him on Reserve/Injured.
- Tallied 33 tackles, one interception and seven breakups for the Raiders.
- Made his Oakland debut at the LA Chargers (10/7) after missing the first four games (Reserve/Suspended) and notched a season-best eight tackles.
- Intercepted a pass with two breakups against Seattle (10/14) and notched two breakups in games at San Francisco (11/1) and against the LA Chargers (11/11).
- Suffered a shoulder injury at Cincinnati (12/16) that put him on IR for the remaining two contests.

2017 (Carolina):

- Started 14-of-15 games played, missing one with a shoulder injury, along with the Panthers lone playoff contest and finished with 72 tackles, one sack, two interceptions and seven breakups.
- Logged a season-high nine tackles against New Orleans (9/24) before missing the game at New England (10/1) with a shoulder injury.
- Tied his season-high with nine tackles (all solo) to go with an interception against Minnesota (12/10), then picked off a pass the next week - while adding seven tackles - against Green Bay (12/17).
- Had his sack against Tampa Bay (12/24) then started the Wild Card Playoff Game at New Orleans, finishing with four tackles and a pass defensed.

2016 (Carolina):

- Drafted in the third round (77th overall) by the Panthers and played in all 16 games with 11 starts to total 81 tackles, one sack, one interception and 10 pass breakups as a rookie.
- Made his NFL debut in the opener at Denver (9/8), then recorded his first career stats with five tackles and a break up against San Francisco (9/18).
- Earned his first career start against Tampa Bay (10/10) to the tune of three stops before making his first career sack along with eight tackles in a start against Arizona (10/30).
- Had his best game of the season at Washington (12/19), tallying a season-best with 12 tackles (11 solo) with two breakups while intercepting his first career pass.

COLLEGE:

- In three years at West Virginia, started 27 of the 34 games he played and tallied 146 tackles, 10 interceptions, 21 pass breakups, two forced fumbles and a fumble recovery.
- As a junior, started 11 of the 12 games he played and posted 49 tackles, six interceptions (seventh in the nation), 12 breakups (tops in the conference), two forced fumbles and one fumble recoveries.
- Started 11 games as a sophomore and earned All-Big 12 honorable mention after totaling 52 tackles, three interceptions and four deflections.
- As a true freshman, played in 11 games with five starts to notch 45 tackles, one interception and five breakups.

PERSONAL:

- Two-time Penn Inter-AC League first-team selection at defensive back at William Penn Charter High School in Philadelphia, Pa.
- Played both safety and receiver and earned first-team honors at each position a senior.
- Majored in media while at West Virginia.

WORLEY'S NFL TOTALS

Year Team	GP-GS	DEFENSE							INTERCEPTIONS					FUMBLES REC					
		ST	AT	TT	Sks-Yds	Tk/Ls	QB Prs	PBU	FF	No	Yds	Avg	Lg	TD	No	Yds	Avg	Lg	TD
2016 Carolina.....	16-11	68	13	- 81	1.0(-7)	1(-3)	1	9	0	1	22	22.0	22	0	0	0	0.0	0	0
2017 Carolina.....	15-14	63	9	- 72	1.0(-9)	2(-10)	1	10	0	2	0	0.0	0	0	0	0.0	0	0	
2018 Oakland.....	10-9	30	3	- 33	0.0(0)	3(-5)	0	7	0	1	16	16.0	16	0	0	0.0	0	0	
2019 Oakland.....	15-15	53	7	- 60	0.0(0)	1(-1)	0	8	0	1	0	0.0	0	0	0	0.0	0	0	
Totals	56-49	214	32	- 246	2.0(-9)	7(-19)	2	34	0	5	38	7.6	22	0	1	0	0.0	0	0
Playoffs																			
2017 Carolina.....	1-1	4	0	- 4	0.0(0)	0(0)	0	1	0	0	0	0.0	0	0	0	0.0	0	0	0

ADDITIONAL STATISTICS

Special Teams Tackles – 2016 (1), 2017 (1), Totals: (2).

SINGLE-GAME HIGHS

Tackles – 12 vs. San Diego, 12/11/16

Solo Tackles – 11 vs. San Diego, 12/11/16

WORLEY'S CAREER GAME-BY-GAME DEFENSE

Game	2016 (Carolina)							INTs					
	ST	AT	TT	Tk/Ls	PBU	No/Yds	Lg	TD					
L-@ Den 9/8.....													
W-SF 9/18.....	5	0	- 5			1							
L-Min 9/25.....						1							
L-@ Atl 10/2.....	6	1	- 7										
L-TB 10/10.....	2	1	- 3										
L-@ NO 10/16.....	3	0	- 3										
W-Ari 10/30.....	8	0	- 8			1							
W-@ LAR 11/6.....	2	3	- 5			1							
L-KC 11/13.....	3	1	- 4										
W-NO 11/17.....	7	0	- 7										
L-@ Oak 11/27.....	8	2	- 10	1(-3)		2							
L-@ Sea 12/4.....	4	2	- 6										
W-SD 12/11.....	11	1	- 12			2	1/22	22	0				
W-@ Was 12/19.....	4	0	- 4										
L-Atl 12/24.....	2	0	- 2										
L-@ TB 1/1/17.....	3	2	- 5			1							
Totals	68	13	- 81	1(-3)	9	1/22	22	0					

Game	2017 (Carolina)							INTs					
	ST	AT	TT	Tk/Ls	PBU	No/Yds	Lg	TD					
W-@ SF 9/10.....	5	1	- 6			2							
W-Buf 9/17.....	5	1	- 6			1							
L-NO 9/24.....	7	2	- 9	1(-5)									
W-@ NE 10/1.....													
W-@ Det 10/8.....	2	0	- 2			1							
L-Phi 10/12.....	1	0	- 1										
L-@ Chi 10/22.....	1	1	- 2										
W-@ TB 10/29.....	3	0	- 3			1							
W-Atl 11/5.....	2	1	- 3										
W-Mia 11/13.....	1	0	- 1										
W-@ NYJ 11/26.....	6	1	- 7			1							
L-@ NO 12/3.....	3	0	- 3			2							
W-Min 12/10.....	9	0	- 9			1	1/0	0	0				
W-GB 12/17.....	7	0	- 7			1	1/0	0	0				
W-TB 12/14.....	5	2	- 7										
L-@ Atl 12/31.....	6	0	- 6	1(-5)									
Totals	63	9	- 72	2(-10)	10	2/0	0	0					

Playoffs													
L-@ NO 1/7/18.....	4	0	- 4			1							

Game	2018 (Oakland)							INTs					
	ST	AT	TT	Tk/Ls	PBU	No/Yds	Lg	TD					
L-LAR 9/10.....													
L-@ Den 9/16.....													
L-@ Mia 9/23.....													
W-Cle 9/30.....													
L-@ LAC 10/7.....	7	1	- 8	1(-3)									
L-Sea 10/14.....	5	0	- 5	1(-1)		2	1/16	16	0				
L-Ind 10/28.....	3	0	- 3										
L-@ SF 11/1.....	3	0	- 3			2							
L-LAC 11/11.....	2	1	- 3			2							
W-@ Ari 11/18.....	2	0	- 2	1(-1)									
L-@ Bal 11/25.....													
L-KC 12/2.....	4	1	- 5										
W-Pit 12/9.....						1							
L-@ Cin 12/16.....	4	0	- 4										
W-Den 12/24.....													
L-@ KC 12/30.....													
Totals	30	3	- 33	3(-5)	7	1/16	16	0					

Game	2019 (Oakland)							INTs					
	ST	AT	TT	Tk/Ls	PBU	No/Yds	Lg	TD					
W-Den 9/9.....	1	1	- 2										
L-KC 9/15.....	6	1	- 7										
L-@ Min 9/22.....	4	0	- 4										
W-@ Ind 9/29.....	2	0	- 2			3							
W-Chi (Lon) 10/6.....	5	0	- 5										
L-@ GB 10/20.....	7	0	- 7	1(-1)									
L-@ Hou 10/27.....	4	1	- 5										
W-Det 11/3.....	3	0	- 3			1	1/0	0	0				
W-LAC 11/7.....	3	0	- 3										
W-Cin 11/17.....	2	0	- 2			2							
L-@ NYJ 11/24.....	1	1	- 2			1							
L-@ KC 12/1.....	3	0	- 3										
L-Ten 12/8.....	6	2	- 8			1							
L-Jac 12/15.....													
W-@ LAC 12/22.....	5	0	- 5										
L-@ Den 12/29.....	1	1	- 2										
Totals	53	7	- 60	1(-1)	8	1/0	0	0					

GREG ZUERLEIN

2 • Kicker

6-0 • 195 • 12/27/87

Missouri Western • UFA(LAR)-'20

NFL: 9th Year • Cowboys: 1st Year

Games/Starts: 2019-16/0-LAR; Career-119/0

Postseason: 2019-0/0; Career-3/0



PRO: Greg Zuerlein followed his long-time special teams coach John Fassel when he signed with the Dallas Cowboys during 2020 free agency. Zuerlein, a ninth-year pro, left the Los Angeles Rams among the top-three in most kicking records in team history. He made his name with his booming leg as he holds the club record for most field goals made from 50-or-more yards (33), most made from 50-plus in a season (7 in 2012), longest field goal (61 yards) and highest field goal percentage (82.0). For his career, he has converted 245-of-201 (82.0) of his field goal tries through 119 games played.

TRANSACTION SUMMARY:

- 3/30/20:** Signed a three-year contract with Dallas through 2022.
- 12/20/17:** Placed on Reserve/Injured with a back injury.
- 3/15/17:** Signed a three-year contract with the LA Rams.
- 4/28/12:** Selected in the sixth round (150th overall) by St. Louis.

2019 (LA Rams):

- Finished his final season with the Rams converting 24-of-33 (72.7) field goals and all 42 PATs.
- Went three-of-four on field goals three times on the year for his season-highs of field goals made and attempted.
- Six times went four-of-four on PATs for season-highs.
- Had a season-long 58-yard field goal against Tampa Bay (9/29).

2018 (LA Rams):

- Went 27-of-31 (87.1) on field goals and 35-of-36 on PATs en route to a Super Bowl LII appearance and Pro Bowl selection.
- Became the franchise leader in career 50-yard field goals (28 made by season's end) while recording the longest game-winning field goal in postseason history (57-yarder).
- Did not play against Arizona (9/16), then missed the next four games with a groin injury.
- Appeared in his 100th career game at Chicago (12/9) and made his 27th career 50-yarder to establish a club record.
- Made his postseason debut in the Divisional Game against Dallas (1/12/19) and went three-of-four on field goals.
- Hit all four field goal tries in the NFC Championship Game at New Orleans (1/20/19), including the NFL-record game-winner from 57 yards.
- Had a 53-yard field goal in Super Bowl LII against New England (2/3/19) - the second-longest field goal in Super Bowl history.

2017 (LA Rams):

- Led the NFL in scoring with 158 points, despite playing in 14 games, missing the final two, along with the team's playoff contest, after landing on Reserve/Injured with a back injury.
- Was 38-of-40 (95.0) on field goals, including making all 12 tries from 40-plus yards and six-of-seven from 50-plus. Also went 44-of-46 on PATs.
- Logged the third-longest streak of field goals made in franchise history (19 the last four from 2016 and first 15 from 2017), snapping the streak with a miss against Seattle (10/8).
- Rang true on a career-best and franchise-record seven field goal tries (four-of-four from 40-49) at Dallas (10/1) to earn NFC Special Teams Player of the Week.
- Notched a season-best six PATs at the N.Y. Giants (11/5).
- Had season-long kicks of 56 yards at Jacksonville (10/15) and at Arizona (12/3).

2016 (Los Angeles):

- Was 19-of-22 (86.3) on field goals while proving true on all 23 PATs.
- Had a season-long 54-yard field goal, finishing four-of-four (season-high) against Buffalo (10/9).
- Logged a season-best four PATs at Detroit (10/16).

2015 (St. Louis):

- Finished the year 20-of-30 on field goals and 26-of-28 on PATs, missing two games with a hip injury.
- Had a career-long 61-yard field goal at Minnesota (11/8) while converting a season-best four tries, missing once from 48 yards.

2014 (St. Louis):

- Went 24-of-30 on field goals and missed his first career PAT.
- Converted five field goal tries from 50-plus yards, including a season-long 56-yarder in the opener against Minnesota (9/7).
- Took home NFC Special Team Player of the Week honors after making good on five field goal tries - 37,29,22,55 and 53 - against Denver (11/16).
- Nailed a career-high seven PATs against Oakland (11/30).

2013 (St. Louis):

- Finished his second pro season 26-of-28 (92.9) on field goals and 34-of-34 on PATs.
- Had a season-high four made field goals in the opener against Arizona (9/8).
- Notched season-bests with five converted PATs at Houston (10/13) and again at Indianapolis (11/10).
- His season-long 54-yard field goal came against Tampa Bay (12/13).

2012 (St. Louis):

- After being drafted in the sixth round (150th overall), was true on 23-of-31 field goal tries, including a single-season club-record seven from 50-plus yards (second among NFL rookies). Also hit all 26 PATs.
- Drilled an NFL rookie-record (club record) 60-yard field goal.
- Against Seattle (9/4) became the first kicker in NFL history to with a kick from 50-plus and 60-plus in a game.
- Hit the first 15 straight field goals of his career to set a franchise rookie record.
- Against San Francisco (12/2) sent the game to overtime with a 53-yard kick, then won the game with a 54-yarder, becoming the third kicker with a 50-yarder to send a game to overtime then win it with a 50-yarder (Mike Vanderjagt, 2002 and Matt Prater, 2011).

COLLEGE:

- Was a three-time first-team All-MIAA selection and earned MIAA Special Teams Player of the Year as a senior at Missouri Western.
- Began his collegiate career at Nebraska-Omaha but transferred when the school dropped its football program.

PERSONAL:

- Was an all-class all-state selection as a junior and senior placekicker at Pius X High School in Lincoln, Neb.
- Set state record for most field goals in a season (12).
- Also lettered in soccer.
- Majored in business at Missouri Western.

ZUERLEIN'S NFL TOTALS

Year Team	GP-GS	SCORING									
		FGM	FGA	Pct	Long	Blk	XPM	XPA	Pct	Blk	Points
2012 St. Louis.....	16-0	23	31	74.2	60	0	26	26	100.0	0	95
2013 St. Louis.....	16-0	26	28	92.9	54	0	34	34	100.0	0	112
2014 St. Louis.....	16-0	24	30	80.0	56	1	34	35	97.1	0	106
2015 St. Louis.....	14-0	20	30	66.7	61	2	26	28	92.9	1	86
2016 Los Angeles.....	16-0	19	22	86.4	54	0	23	23	100.0	0	80
2017 LA Rams.....	14-0	38	40	95.0	56	0	44	46	95.7	0	158
2018 LA Rams.....	11-0	27	31	87.1	56	0	35	36	97.2	0	116
2019 LA Rams.....	16-0	24	33	72.7	58	1	42	42	100.0	0	114
Totals	119-0	201	245	82.0	61	4	264	270	97.8	2	867

Playoffs

2017 LA Rams.....	0-0	RESERVE/INJURED-Back									
2018 LA Rams.....	3-0	8	10	80.0	57	0	5	5	100.0	0	29
Totals	3-0	8	10	80.0	57	0	5	5	100.0	0	29

FIELD GOAL ACCURACY

Year Team	10-19	Pct	20-29	Pct	30-39	Pct	40-49	Pct	50+	Pct
2012 St. Louis.....	1-1	100.0	4-4	100.0	4-6	66.7	7-7	100.0	7-13	53.8
2013 St. Louis.....	0-0	0.0	7-7	100.0	10-10	100.0	8-9	88.9	1-2	50.0
2014 St. Louis.....	1-1	100.0	6-7	85.7	10-12	83.3	2-3	66.7	5-7	71.4
2015 St. Louis.....	1-1	100.0	2-2	100.0	9-10	90.0	5-8	62.5	3-9	33.3
2016 Los Angeles.....	0-0	0.0	5-5	100.0	9-9	100.0	3-4	75.0	2-4	50.0
2017 LA Rams.....	1-1	100.0	8-8	100.0	11-12	91.7	12-12	100.0	6-7	85.7
2018 LA Rams.....	0-0	0.0	9-9	100.0	10-10	100.0	4-6	66.7	4-6	60.0
2019 LA Rams.....	0-0	0.0	7-7	100.0	7-8	87.5	5-11	45.5	5-7	71.4
Totals	4-4	100.0	48-49	99.0	70-77	90.9	46-60	76.7	33-55	60.0

Playoffs

2017 LA Rams	0-0	0.0	3-3	100.0	1-1	100.0	2-3	66.7	2-3	66.7
2018 LA Rams.....										

KICKOFFS

Year Team	No	TB	TB%	Ret	Ret Avg.
2012 St. Louis.....	67	37	55.2	30	24.3
2013 St. Louis.....	77	52	67.5	24	22.9
2014 St. Louis.....	73	38	52.1	35	24.3
2015 St. Louis.....	64	38	59.4	26	23.3
2016 Los Angeles.....	58	36	62.1	22	19.5
2017 LA Rams.....	95	73	76.8	20	20.6
2018 LA Rams.....	75	57	76.0	18	23.7
2019 LA Rams.....	83	63	75.9	17	27.5
Totals	592	394	66.6	192	23.3

SPECIAL TEAMS TACKLES

Solo	Ast	Tot	FF	FR	BP	BFG	BX
2	0	2	0	0	0	0	0
1	0	1	0	0	0	0	0
1	0	1	0	0	0	0	0
2	0	2	0	0	0	0	0
0	1	1	0	0	0	0	0
0	0	0	0	0	0	0	0
1	0	1	0	0	0	0	0
0	0	0	0	0	0	0	0
7	1	8	0	0	0	0	0

Playoffs

2017 LA Rams.....	RESERVE/INJURED-Back					RESERVE/INJURED					
2018 LA Rams.....	16	8	50.0	8	27.1	1	0	1	0	0	0
Totals	16	8	50.0	8	27.1	1	0	1	0	0	0

SINGLE-GAME HIGHS

- Long Field Goal – 61 @ Minnesota, 11/8/15
- Field Goals Made – 7 @ Dallas, 10/1/17
- Field Goals Attempted – 7 @ Dallas, 10/1/17
- PATs Made – 7 vs. Oakland, 11/30/14
- PATs Attempted – 7 vs. Oakland, 11/30/14

ZUERLEIN'S CAREER GAME-BY-GAME FIELD GOALS

STAFF

GREG ZUERLEIN

2019 SEASON

RECORDS

PLAYOFF RECORDS

HISTORY

SIDELINES

Game	2012 (St. Louis)							Total
	11-19	20-29	30-39	40-49	50+			
L-@ Det 9/9.....	0-0	1-1	29	0-0	2-2	48,46	0-0	3-3
W-Was 9/16.....	0-0	0-0		2-2	39,33	1-1	42	0-0
L-@ Chi 9/23.....	0-0	0-0		0-0		1-1	46	1-1
W-Sea 9/30.....	0-0	1-1	24	0-0		1-1	48	2-2
W-Ari 10/4.....	0-0	0-0		0-0		0-0		1-1
L-@ Mia 10/14.....	0-0	0-0		1-2	32,37M	1-1	48	0-2
L-GB 10/21.....	0-0	0-0		0-0		1-1	43	1-1
L-NE 10/28.....								56
T-@ SF 11/11.....	0-0	1-1	27	0-0		0-0		58M
L-NYJ 11/18.....								1-2
W-@ Ari 11/25.....	1-1	19	0-0	0-1	35M	0-0		0-0
W-SF 12/2.....	0-0	0-0		0-0		0-0		2-3
W-@ Buf 12/9.....								58M,53,54
L-Min 12/16.....	0-0	0-0		0-0		0-0		57M
W-@ TB 12/23.....								0-1
L-Sea 12/30.....	0-0	1-1	25	1-1	39	0-0		51M
Totals	1-1	4-4		4-6		7-7		7-13
								23-31

Game	2013 (St. Louis)							Total
	11-19	20-29	30-39	40-49	50+			
W-Ari 9/8.....	0-0	1-1	25	2-2	36,38	1-1	48	0-0
L-@ Atl 9/15.....	0-0	1-1	29	0-0		0-0		0-0
L-@ Dal 9/22.....								1-1
L-SF 9/26.....	0-0	0-0		0-0		1-1	40	0-0
W-Jac 10/6.....	0-0	0-0		2-2	32,37	0-0		0-0
W-@ Hou 10/13.....	0-0	0-0		0-0		1-1	42	0-0
L-@ Car 10/20.....	0-0	1-1	28	0-0		1-1	42	0-0
L-Sea 10/28.....	0-0	2-2	28,27	1-1	33	0-0		50M
L-Ten 11/3.....	0-0	0-0		0-0		0-1	44M	0-0
W-@ Ind 11/10.....	0-0	0-0		1-1	32	0-0		0-0
W-Chi 11/24.....	0-0	1-1	29	0-0		1-1	40	0-0
L-@ SF 12/1.....	0-0	0-0		1-1	34	1-1	43	0-0
L-@ Ari 12/8.....	0-0	0-0		0-0		1-1	44	0-0
W-NO 12/15.....	0-0	0-0		2-2	31,35	0-0		0-0
W-TB 12/22.....	0-0	1-1	25	0-0		1-1	48	1-1
L-@ Sea 12/29.....	0-0	0-0		1-1	36	0-0		0-0
Totals	0-0	7-7		10-10		8-9		1-2
								26-28

Game	2014 (St. Louis)							Total
	11-19	20-29	30-39	40-49	50+			
L-Min 9/7.....	0-0	0-0		0-0		1-1	46	1-2
W-@ TB 9/14.....	0-0	0-0		3-3	36,35,38	1-1	46	0-0
L-Dal 9/21.....	0-0	1-1	28	0-0		0-0		0-0
L-@ Phi 10/5.....								0-0
L-SF 10/13.....	0-0	0-0		1-1	38	0-0		0-0
W-Sea 10/19.....	0-0	0-0		0-0		0-0		0-1
L-@ KC 10/26.....	0-0	0-0		0-1	38M	0-0		52M
W-@ SF 11/2.....	0-0	0-0		2-2	37,39	0-0		0-0
L-@ Ari 11/9.....								0-0
W-Den 11/16.....	0-0	2-2	29,22	1-1	37	0-0		2-2
L-@ SD 11/23.....	0-0	1-1	22	0-0		0-1	46B	0-0
W-Oak 11/30.....	0-0	0-0		1-1	38	0-0		0-0
W-@ Was 12/7.....	0-0	0-1	28M	1-2	38M,34	0-0		0-0
L-Ari 12/11.....	1-1	19	1-1	0-0		0-0		0-0
L-NYG 12/21.....	0-0	1-1	20	0-0		0-0		1-1
L-@ Sea 12/28.....	0-0	0-0		1-1	33	0-0		1-1
Totals	1-1	6-7		10-12		2-3		5-7
								24-30

Game	2015 (St. Louis)							Total
	11-19	20-29	30-39	40-49	50+			
W-Sea 9/13.....	0-0	0-0		2-2	33,37	0-0		0-0
L-@ Was 9/20.....	0-0	0-0		0-0		0-0		1-1
L-Pit 9/27.....	0-0	1-1	27	0-0		1-1	49	0-0
W-@ Ari 10/4.....	0-0	0-0		1-1	30	0-0		0-0
L-@ GB 10/11.....	0-0	0-0		0-0		1-1	42	0-3
W-Cle 10/25.....	0-0	0-0		1-2	39,35M	0-0		63M
W-SF 11/1.....	0-0	0-0		1-1	38	0-1	40B	0-0
L-@ Min 11/8.....	0-0	0-0		1-1	35	1-2	45,48M	2-2
L-Chi 11/15.....	0-0	1-1	26	1-1	38	0-0		61,53
L-@ Bal 11/22.....	0-0	0-0		0-0		0-0		53M
L-@ Cin 11/29.....								0-1
L-Ari 12/6.....								INACTIVE/INJURED-Hip
W-Det 12/13.....								INACTIVE/INJURED-Hip
W-TB 12/17.....	1-1	19	0-0	0-0		0-0		0-0
W-@ Sea12/27.....	0-0	0-0		0-0		1-1	42	0-0
L-@ SF 1/3/16.....	0-0	0-0		2-2	33,32	1-2	44,48B	0-1
Totals	1-1	2-2		9-10		5-8		3-9
								20-30

Game	2016 (Los Angeles)						Total
	11-19	20-29	30-39		40-49	50+	
L-@ SF 9/12.....							
W-Sea 9/18.....	0-0	1-1	28	1-1	39	1-1	47
W-@ TB 9/25.....	0-0	0-0		0-0		0-0	1-1
W-@ Ari 10/2.....	0-0	1-1	29	0-0		0-0	0-0
L-Buf 10/9.....	0-0	1-1	22	2-2	37,32	0-0	1-1
L-@ De 110/16.....							
L- NYG 10/23.....	0-0	0-0		1-1	36	0-0	0-0
L-Car 11/6.....	0-0	1-1	25	0-0		0-0	55M,55M
W-@ NYJ 11/13.....	0-0	1-1	20	2-2	38,34	0-0	0-0
L-Mia 11/20.....	0-0	0-0		0-0		1-2	46,48M
L-@ NO 11/27.....							
L-@ NE 12/4.....	0-0	0-0		0-0		1-1	44
L-Atl 12/11.....							
L-@ Sea 12/15.....	0-0	0-0		1-1	36	0-0	0-0
L-SF 12/24.....							
L-Ari 1/11/17.....	0-0	0-0		2-2	37,36	0-0	0-0
Totals	0-0	5-5		9-9		3-4	

Game	2017 (LA Rams)						Total
	11-19	20-29	30-39		40-49	50+	
W-Ind 9/10.....	0-0	0-0		1-1	35	1-1	44
L-Was 9/17.....	0-0	0-0		1-1	32	1-1	40
W-@ SF 9/21.....	1-1	0-0	19	0-0		1-1	48
W-@ Dal 10/1.....	0-0	1-1	28	2-2	30,33	4-4	49,44,44,43
L-Sea 10/8.....	0-0	0-0		1-2	35,36M	0-0	0-0
W-@ Jac 10/15.....	0-0	1-1	29	0-0		0-0	1-1
W-Ari 10/22.....	0-0	1-1	23	2-2	33,34	0-0	1-1
W-@ NYG 11/5.....	0-0	1-1	27	0-0		2-2	46,47
W-Hou 11/12.....	0-0	1-1	27	2-2	33,33	0-0	1-1
L-@ Min 11/19.....	0-0	0-0		0-0		0-0	0-0
W-NO 11/26.....	0-0	1-1	26	0-0		2-2	46,49
W-@ Ari 12/3.....	0-0	2-2	20,24	0-0		1-1	41
L-Phi 12/10.....							
W-@ Sea 12/17.....	0-0	0-0		2-2	36,31	0-0	0-0
W-@ Ten 12/24.....				RESERVE/INJURED-Back			
L-SF 12/31.....				RESERVE/INJURED-Back			
Totals	1-1	8-8		11-12		12-12	

Playoffs
L-Atl 1/6/18..... RESERVE/INJURED-Back

Game	2018 (LA Rams)						Total
	11-19	20-29	30-39		40-49	50+	
W-@ Oak 9/10.....	0-0	3-3	20,28,20	0-0		0-1	46M
W-Ari 9/16.....				DID NOT PLAY			
W-LAC 9/23.....				INACTIVE/INJURED-Groin			
W-Min 9/27.....				INACTIVE/INJURED-Groin			
W-@ Sea 10/7.....				INACTIVE/INJURED-Groin			
W-@ Den 10/14.....				INACTIVE/INJURED-Groin			
W-@ SF 10/21.....	0-0	0-0		3-3	35,37,33	0-0	0-0
W-GB 10/28.....	0-0	0-0		1-1	35	1-1	43
L-@ NO 11/4.....	0-0	0-0		1-1	34	0-0	1-2
W-Sea 11/11.....	0-0	1-1	20	2-2	35,37	0-0	0-0
W-KC 11/19.....	0-0	1-1	23	1-1	33	0-0	0-0
W-@ Det 12/2.....	0-0	1-1	27	0-0		2-2	47,48
L-@ Chi 12/9.....	0-0	1-1	27	0-0		0-1	40M
L-Phi 12/16.....	0-0	0-0		2-2	36,37	1-1	41
W-@ Ari 12/23.....	0-0	1-1	21	0-0		0-0	0-1
W-SF 12/30.....	0-0	1-1	28	0-0		0-0	1-1
Totals	0-0	9-9		10-10		4-6	

Playoffs
W-Dal 1/12/19..... 0-0 2-2 25,23 0-0 1-1 44 0-1 63M 3-4
W-@ NO 1/20/19..... 0-0 1-1 24 1-1 36 1-1 48 1-1 57 4-4
L-NE 2/3/19..... 0-0 0-0 0-0 0-0 0-1 48M 1-1 53 1-2
Totals **0-0** **3-3** **1-1** **2-3** **2-3** **8-10**

ZUERLEIN'S CAREER GAME-BY-GAME, CONT.

Game	11-19	20-29	2019 (LA Rams)			40-49	50+	Total	
			30-39	40-49	50+				Total
W-@ Car 9/8.....	0-0	1-1	49	0-0	1-2	49,41M	1-1	56	3-4
W-NO 9/15.....	0-0	2-2	24,22	0-0	0-0		0-0		2-2
W-@ Cle 9/22.....	0-0	0-0		1-1	0-1	48M	1-1	53	2-3
L-TB 9/29.....	0-0	0-0		0-0	1-1	44	1-1	58	2-2
L-@ Sea 10/3.....	0-0	0-0		2-2	1-2	47,44M	0-0		3-4
L-SF 10/13.....									
W-@ Atl 10/20.....	0-0	2-2	25,20	0-0	0-1	40M	1-1	55	3-4
W-Cin 10/27.....	0-0	1-1	23	0-0	0-0		0-0		1-1
L-@ Pit 11/10.....	0-0	0-0		1-1	0-0		0-1	56M	1-2
W-Chi 11/17.....	0-0	0-0		1-1	0-0		0-0		1-1
L-Bal 11/25.....	0-0	0-0		1-1	1-1	46	0-0		2-2
W-@ Ari 12/1.....	0-0	1-1	27	1-1	0-1	41M	0-0		2-3
W-Sea 12/8.....	0-0	0-0		0-1	0-0		0-0		0-1
L-Dal 12/15.....									
L-SF 12/21.....	0-0	0-0		0-0	0-0		1-2	52M,52	1-2
W-Ari 12/29.....	0-0	0-0		0-0	1-2	47,47M	0-0		1-2
Totals	0-0	7-7		7-8	5-11		5-7		24-33

2020 DRAFT PICKS

CEEDEE LAMB

88 • Wide Receiver

6-2 • 200 • 4/8/99

Oklahoma • D1-'20 (17th overall)

NFL: Rookie • Cowboys: Rookie



COLLEGE: The Dallas Cowboys saw fortune fall their way in the first round of the 2020 NFL Draft when, at pick 17, CeeDee Lamb was available. Highly regarded as one of the top wide receivers in the draft, Lamb's addition to the Dallas offense gives the club one of the most dangerous offenses in the NFL. Leaving Oklahoma as a junior, Lamb strung together one of the most impressive collegiate careers, improving each season. Lamb left OU with 173 catches for 3,292 yards and 32 touchdowns, adding nine carries for 20 yards and one score. Upon leaving, Lamb ranked first with 24 career catches of 40-or-more yards, six games with at least 160 receiving yards and had the highest yard-per-catch average (19.0) among players with at least 130 catches. He also finished second in receiving touchdowns, third in yards and 100-yard games (14) and sixth in receptions. Lamb has also shown athleticism on special teams as a punt returner, taking back 54 punts for 475 yards (8.8) in his three-year Sooners career.

TRANSACTION SUMMARY:

4/23/20: Drafted in the first round (17th overall) by Dallas.

2019:

- Consensus All-American (earned first-team honors from Associated Press, *Sporting News* and Walter Camp Foundation), unanimous first-team All-Big 12 selection by league's coaches and media and a Biletnikoff Award and Earl Campbell Tyler Rose Award finalist as a junior.
- Started all 13 of his games, missing one due to injury, and tied for fifth nationally (led Big 12) with 14 touchdowns on 62 catches with 1,327 yards - a 21.4 yard-per-reception average that ranked third in the country, tops in Oklahoma history.
- Registered a career-high 185 yards and three touchdowns on eight receptions against Texas Tech.
- Finished with 171 yards and three touchdowns on a career-high 10 receptions against Texas, tying an Oklahoma single-game record for most receptions against the Longhorns.
- Named Most Outstanding Player of the Big 12 Championship Game after totaling 173 yards on eight receptions in the win against No. 8 Baylor.

2018:

- Second-team All-Big 12 selection by the Associated Press as a sophomore, playing in all 14 games with 13 starts while recording 65 receptions for 1,158 yards and a team-high 11 touchdown catches.
- Caught at least one touchdown pass in seven straight games and had five 100-yard receiving games, pairing with Marquise Brown to give Oklahoma its first receiving duo to each notch 1,000-yard seasons.
- Additionally, ranked second in the Big 12 and eighth nationally by averaging 12.8 yards-per-punt return.
- Reeled in seven catches for 146 yards and a score versus UCLA and logged a career-long 66-yard punt return.
- Set a then career-high with 167 receiving yards on six catches and scored a touchdown in the Big 12 Championship win against No. 9 Texas.

2017:

- Named All-Big 12 Honorable Mention for Offensive Freshman of the Year by league's coaches and selected as a freshman All-American by ESPN, playing in all 14 games with 13 starts as a true freshman while catching 46 passes for 807 yards and seven touchdowns.
- Ranked third nationally among freshmen by averaging 17.5 yards-per-catch, and his 807 receiving yards set a school freshman record while his seven touchdown receptions tied the Oklahoma freshman record.
- Became the third true freshman in program history to start a season opener at wide receiver and caught three passes for 21 yards and a score against UTEP.
- Set school freshman single-game records with nine receptions and 147 receiving yards and tied the Oklahoma freshman single-game mark with two touchdown grabs against Texas Tech.
- Caught six passes for 66 yards and threw a two-yard touchdown pass to quarterback Baker Mayfield against Georgia in the CFP Semifinal at the Rose Bowl.

PERSONAL:

- A four-star recruit according to 247Sports, ESPN, Rivals and Scout out of Foster High School in Richmond, Texas, caught 98 passes for 2,032 yards (fourth in state history) and 33 touchdowns (tied for second) as a senior.
- Named a second-team All-American by MaxPreps, the *Houston Chronicle's* All-Greater Houston Football Offensive Player of the Year and first-team all-state for his efforts.
- Majored in communications at Oklahoma.

LAMB'S OKLAHOMA TOTALS

Year Team	GP-GS	RECEIVING					RUSHING				
		No	Yds	Avg	Long	TD	No	Yds	Avg	Long	TD
2017 Oklahoma.....	14-13	46	807	17.5	82f	7	0	0	0.0	0	0
2018 Oklahoma.....	14-13	65	1,158	17.8	86f	11	0	0	0.0	0	0
2019 Oklahoma.....	13-13	62	1,327	21.4	71f	14	9	20	2.2	21	1
Totals	41-39	173	3,292	19.0	86f	32	9	20	2.2	21	1

ADDITIONAL STATISTICS

Passing – 2017 (1 for 1, 2 yards, 1 TD), 2018 (0 for 1).

Totals: 1 for 2, 2 yards, 1 TD.

Punt Returns – 2017 (13 for 78 yards), 2018 (17 for 218),

2019 (24 for 179). **Totals: 54 for 475.**

SINGLE-GAME HIGHS

Receptions – 10 vs. Texas, 10/12/19

Receiving Yards – 185 vs. Texas Tech, 9/28/19

Long Reception – 86f vs. Baylor, 9/29/18

Touchdowns – 3 vs. Texas Tech, 9/28/19 and vs. Texas, 10/12/19

**LAMB'S 100-YARD RECEIVING GAMES
(14 total)**

185 vs. Texas Tech, 9/28/19 (7 rec.)	146 vs. UCLA, 9/8/18 (7 rec.)
173 vs. Baylor, 12/7/19 (8 rec.)	144 vs. South Dakota, 9/7/19 (6 rec.)
171 vs. Texas, 10/12/19 (10 rec.)	135 at Kansas State, 10/26/19 (5 rec.)
167 vs. Iowa State, 11/9/19 (8 rec.)	131 vs. Tulane, 9/16/17 (4 rec.)
167 vs. Texas, 12/1/18 (6 rec.)	119 vs. LSU, 12/28/19 (4 rec.)
160 vs. Kansas State, 10/27/18 (4 rec.)	109 vs. Alabama, 12/29/18 (8 rec.)
147 vs. Texas Tech, 10/28/17 (9 rec.)	101 vs. Baylor, 9/29/18 (3 rec.)

TREVON DIGGS

31 • Cornerback

6-1 • 203 • 9/20/98

Alabama • D2-'20 (51st overall)

NFL: Rookie • Cowboys: Rookie



COLLEGE: The Dallas Cowboys bolstered their defensive backfield when they selected one of the top cornerbacks - and one of the best all-around athletes - in the 2020 NFL Draft when they selected Trevon Diggs in the second round (51st overall). Diggs, who started his collegiate career as a receiver at Alabama, made the switch to defense as a sophomore and continued to improve each season. His junior campaign was off to a great start before a foot injury limited him to six games. He returned as a senior to start all 12 games and put forth an effort that had him rated high on many draft boards. Through his four years (19 starts in 46 games played), Diggs notched 68 tackles, 21 breakups four interceptions - one returned for a touchdown - and two fumble recoveries - one returned for a touchdown. Diggs also displayed his versatility, seeing time at both kickoff and punt returner during his time at Alabama.

TRANSACTION SUMMARY:

4/24/20: Drafted in the second round (51st overall) by Dallas.

2019:

- Returned from injury as a senior to start all 12 games and tied for the team lead with eight pass breakups while adding 37 tackles and tying for second on the team with three interceptions - returning one 84 yards for a touchdown. Also recovered two fumbles, returning one 100 yards for a score.

- Earned team Defensive Player of the Week honors three times.
- Had an interception and a fumble recovery in the opener against Duke.
- Notched his second pick of the season along with three tackles against Southern Mississippi.
- Returned a fumble 100 yards for a score against Tennessee, then had a pick-six the next game against Arkansas.
- Posted his career-high with 10 tackles in the game against Louisiana State.

2018:

- Worked in as a starter as a junior but was limited to six starts in six games as a foot injury ended his season.
- Had 20 tackles, seven breakups, a forced fumble and his first career interception.
- Talled a then season-high six tackles and a pass breakup against Texas A&M.
- Notched his interception and forced a fumble to earn Alabama's Defensive Player of the Week against Louisiana.
- Suffered his injury at Arkansas after posting a then career-high seven tackles with a pass breakup.

2017:

- Made the full-time switch to defense as a sophomore, while also handling some return duties, and notched six tackles and three breakups, and returned 18 punts for 154 yards (8.6 avg.) and two kickoffs for 74 yards.
- Made his first career start in the game against Florida State and had one tackle.

2016:

- Saw time on both sides of the ball and at kickoff and punt returner as a true freshman, averaging 23.7 yards-per-kickoff return (seven for 166 yards), 10.0 yards-per-punt return (13 for 130), while catching 11 passes for 88 yards and a touchdown and five tackles and a forced fumble on defense.
- Had his first career reception - a 14-yarder from Jalen Hurts against Western Kentucky.
- Scored his first career touchdown against Mississippi State.

PERSONAL:

- Was a standout receiver at Avalon High School in Gaithersburg, Md., and caught 78 passes for 1,008 yards and 15 touchdowns as a junior.
- Also played on Avalon's basketball team.
- Brother, Stefon, plays for the Buffalo Bills.

DIGGS' ALABAMA TOTALS

Year Team	GP-GS	DEFENSE							INTERCEPTIONS				FUMBLES REC							
		ST	AT	TT	Sks-Yds	Tkl/Ls	QB Prs	PBU	FF	No	Yds	Avg	Lg	TD	No	Yds	Avg	Lg	TD	
2016 Alabama	15-0	2	3	-	5	0.0(0)	0(0)	0	0	1	0	0	0.0	0	0	0	0.0	0	0	
2017 Alabama	13-1	3	3	-	6	0.0(0)	0(0)	0	3	0	0	0.0	0	0	0	0.0	0	0		
2018 Alabama	6-6	18	2	-	20	0.0(0)	0(0)	0	7	1	1	0	0.0	0	0	0	0.0	0		
2019 Alabama	12-12	20	17	-	37	0.0(0)	.5(-1)	0	11	0	3	79	26.3	84t	1	2	100	50.0	100t	1
Totals	46-19	43	25	-	68	0.0(0)	.5(-1)	0	21	2	4	79	26.3	84t	1	2	100	50.0	100t	1

ADDITIONAL STATISTICS

Receiving – 2016 (11 for 88, 1 TD).

Kickoff Returns – 2016 (7 for 166, 23.7 avg.), 2017 (2 for 74, 37.0

avg.) 2019 (6 for 117, 19.5 avg.). **Totals: 15 for 357, 23.8 avg.**

SINGLE-GAME HIGHS

Tackles – 10 vs. Louisiana State, 11/9/19

Solo Tackles – 10 vs. Louisiana State, 11/9/19

Pass Breakups – 2 at Texas A&M, 10/12/19

NEVILLE GALLIMORE

96 • Defensive Tackle

6-2 • 307 • 1/17/97

Oklahoma • D3-'20 (82nd overall)

NFL: Rookie • Cowboys: Rookie



COLLEGE: The Dallas Cowboys used their third round selection (82nd overall) of the 2020 NFL Draft on Oklahoma defensive tackle Neville Gallimore. As the second Canadian to play for the Sooners, Gallimore started 38-of-52 career games - including all of his 27 contests the last two seasons - and finished with 148 tackles, 18 tackles for loss, 9.0 sacks, five forced fumbles and two pass breakups. In Dallas, he is expected to learn from an experienced group of defensive linemen and contribute among the rotation in the interior.

TRANSACTION SUMMARY:

4/24/20: Drafted in the third round (82nd overall) by Dallas.

2019:

- Was a 2019 first-team All-Big 12 selection by the media after making 30 tackles and posting career-highs of 7.5 tackles for loss, 4.0 sacks, two forced fumbles and a pass breakup while starting all 14 games as a senior.
- Registered a season-high four tackles including 2.0 sacks against Texas.
- Credited with two tackles and a sack in the Big 12 Championship win against No. 8 Baylor.
- Logged three tackles vs. No. 1 LSU in the CFP Semifinal at the Peach Bowl.

2018:

- An honorable mention All-Big 12 pick as a junior by league's coaches and one-of-five finalists for the Jon Cornish Trophy (awarded to most outstanding Canadian player in NCAA football).

- Played in 13-of-14 games (all starts) to record a career-high 50 tackles - 5.5 for losses - and 3.0 sacks.
 - Recorded eight tackles (one shy of career high) against Army.
 - Notched five tackles (one for loss), a sack and a forced fumble against Oklahoma State.
 - Logged four tackles against No. 1 Alabama in the CFP Semifinal at the Orange Bowl.
- 2017:**
- As a sophomore, played in 12 games with starts in the first five contests to amass 28 tackles, one sack, 1.5 tackles for loss and a pass breakup.
 - Set a career-high with nine tackles (including half a sack) against Tulane.
- 2016:**
- Totaled 40 tackles, four tackles for loss (fourth on the team), a sack and a forced fumble as a redshirt freshman while playing in 13 games with six starts.
 - Became the second Canadian to play for the Sooners (OL Josiah St. John, 2014-15) when he debuted against Houston in the season opener.
 - Made a season-high eight tackles with three tackles for loss and a sack vs. ULM.
 - Lined up at defensive end against Kansas State in his first career start and finished with five tackles.
- 2015:**
- Redshirted as a true freshman.

PERSONAL:

- Attended Canada Prep Academy in St. Catharines, Ontario, Canada.
- Consensus four-star recruit and top ranked overall player in Canada by ESPN and Scout.
- Became the first Canadian player selected to compete in the U.S. Army All-American Bowl.
- Owns a bachelor's degree in cultural awareness and organizational studies and is pursuing a master's in human relations.

GALLIMORE'S OKLAHOMA TOTALS

Year Team	GP-GS	DEFENSE							INTERCEPTIONS				FUMBLES REC						
		ST	AT	TT	Sks-Yds	Tkl/Ls	QB Prs	PBU	FF	No	Yds	Avg	Lg	TD	No	Yds	Avg	Lg	TD
2015 Oklahoma.....	0-0				REDSHIRT														
2016 Oklahoma.....	13-6	21	19	40	1.0(-7)	4(-11)	3	0	1	0	0	0.0	0	0	0	0.0	0	0	0
2017 Oklahoma.....	12-5	13	15	28	0.5(-4)	1(-4)	4	1	0	0	0	0.0	0	0	0	0.0	0	0	0
2018 Oklahoma.....	13-13	16	34	50	3.0(-27)	5.5(-16)	4	0	2	0	0	0.0	0	0	0	0.0	0	0	0
2019 Oklahoma.....	14-14	18	12	30	4.0(-24)	7.5(-32)	7	1	2	0	0	0.0	0	0	0	0.0	0	0	0
Totals	52-38	68	80	148	8.5(-62)	18(-63)	18	2	5	0	0	0.0	0	0	0	0.0	0	0	0

SINGLE-GAME HIGHS
Tackles – 9 vs. Tulane, 9/16/17
Sacks – 2.0 vs. Texas, 10/12/19

REGGIE ROBINSON

41 • Cornerback

6-1 • 200 • 4/14/97
 Tulsa • D4a-'20 (123rd overall)
 NFL: Rookie • Cowboys: Rookie



COLLEGE: The Dallas Cowboys drafted cornerback Reggie Robinson in the fourth round (123rd overall) of the NFL Draft to bolster a secondary that lost two starters to free agency. After undergoing an injury in 2018, Robinson exploded as a senior at Tulsa and led the AAC in interceptions and passes defended. Weighing in at 205 pounds, Robinson is a big and lanky defender who showcases impressive straight-line speed. Along with his defensive presence, Robinson will provide a boost for the special teams unit as he blocked four kicks in his time at Tulsa.

TRANSACTION SUMMARY:

- 4/25/20:** Drafted in the fourth round (123rd overall) by Dallas.
- 2019:**
- Started all 12 games in a breakout season at Tulsa where he earned first-team all-conference honors after leading the AAC with four interceptions, 13 breakups and four interceptions.
 - Recorded three solo tackles, a career-high four breakups and a fumble recovery for a 21-yard return at ECU.
 - Named AAC Defensive Player of the Week with five solo tackles, three breakups and an interception that led to a game-winning field goal over UCF.
 - Had his first career multi-interception game with two at Tulane.
 - Totaled a career-high 12 tackles against No. 25 Memphis.
 - Blocked a field goal and had the game-winning fumble recovery against Wyoming.

2018:

- Missed four games with a broken arm, and despite making just four starts, totaled 19 tackles and five breakups.
- Blocked his third career kick at Navy on a PAT. After blocking the kick, he was pitched the ball and ran 97 yards for a defensive two-point play.
- Notched a then season-high five stops and two breakups at Houston.
- Posted a season-high six tackles and one breakup against SMU.

2017:

- Led the Golden Hurricane with nine breakups in 11 starts as a sophomore.
- Showed his ability to disrupt the run game with 38 tackles, including 32 solos and 2.5 tackles for loss.
- Talled five solo tackles, two breakups and two tackles for loss against No. 23 USF.
- Had five tackles, one breakup and a blocked PAT against Navy.

2016:

- Made his collegiate debut in the season opener against San Jose State, where he picked up three tackles and one breakup.
- Finished the season with 37 tackles, seven breakups, one forced fumble and a fumble recovery.
- Made his first career start at Houston, tallying four tackles and one fumble recovery.
- Had a season-best six tackles at Navy.
- Blocked first career kick as the first half expired against Tulane.

2015:

- Redshirted as a true freshman.

PERSONAL:

- Three-year letterwinner at nearby Cleburne, Texas, High School, where he played both safety and wide receiver.
- Two-time all-district selection who collected 45 tackles, two interceptions and three breakups as a senior.
- Caught 17 passes for 269 yards and four touchdowns as a senior wide receiver.
- Earned his degree in organizational studies from the University of Tulsa.

ROBINSON'S TULSA TOTALS

Year Team	GP-GS	DEFENSE									INTERCEPTIONS					FUMBLES REC				
		ST	AT	TT	Sks-Yds	Tkl/Ls	QB Prs	PBU	FF	No	Yds	Avg	Lg	TD	No	Yds	Avg	Lg	TD	
2015 Tulsa	0-0				REDSHIRT															
2016 Tulsa	13-7	30	7	37	0.0(0)	.5(-2)	0	7	1	0	0	0.0	0	0	1	0	0.0	0	0	
2017 Tulsa	12-11	32	6	38	0.0(0)	2.5(-9)	0	9	0	0	0	0.0	0	0	0	0	0.0	0	0	
2018 Tulsa	8-4	13	6	19	0.0(0)	0(0)	0	5	0	0	0	0.0	0	0	0	0	0.0	0	0	
2019 Tulsa	12-12	26	12	38	0.0(0)	1(-2)	0	13	0	4	37	9.3	24	0	2	21	10.5	21	0	
Totals	45-34	101	31	132	0.0(0)	4(-13)	0	34	1	4	37	9.3	24	0	3	7.0	10.5	21	0	

ADDITIONAL STATISTICS

Blocked Kicks – 2016 (1-FG), 2017 (1-PAT), 2018 (1-PAT), 2019 (1-FG). **Totals: 4.**

SINGLE-GAME HIGHS

Tackles – 12 vs. Memphis, 10/26/19
Pass Breakups – 4 vs. UCF, 10/26/19
Interceptions – 2 at Tulane, 11/2/19

TYLER BIADASZ

(bee-AH-dish)

63 • Center

6-4 • 317 • 11/20/97
 Wisconsin • D4b-'20 (146th overall)
 NFL: Rookie • Cowboys: Rookie



COLLEGE: With the sustained success at center for the better part of the last seven years - and the retirement announcement by Pro Bowler Travis Frederick - the Dallas Cowboys tabbed the best center in the country when they traded to get back in the fourth round of the 2020 NFL Draft to select Tyler Biadasz. Biadasz has big shoes to fill in his drive to replace Frederick, but that should not deter the fellow Wisconsin Badger, as Biadasz took home the Rimington Award - awarded to the nation's top center - in his final collegiate season. The two-time first-team All-Big Ten selection and three-time Academic All-Big Ten recipient comes to Dallas after starting all 41 collegiate games played. He looks to step right in and win the starting center battle among one of the league's top offensive lines.

TRANSACTION SUMMARY:

4/25/20: Drafted in the fourth round (146th overall) by Dallas.

2019:

- Became the first Rimington Trophy winner in school history and only the second unanimous first-team All-American (Associated Press, FWA, *Sporting News*, Walter Camp), also earning first-team All-Big Ten (consensus) and Academic All-Big Ten honors as a junior.
- Played all 41 career games with two-time Doak Walker Award winner Jonathan Taylor, helping Taylor become the first player in FBS history to rush for 6,000 yards in just three seasons.
- Started all 14 games at center and was named a team captain, helping the Badgers average 233.1 rushing yards-per-game and 5.3 yards-per-attempt. Allowed just one sack in 390 pass blocking snaps.

- Blocked for Taylor, who rushed for 2,003 yards and 26 total touchdowns, repeating as Doak Walker Award winner and unanimous first-team All-American.
 - 2018:**
- Earned All-America and first-team All-Big Ten honors as a sophomore, starting all 13 games at center and keying a rushing attack that ranked first in the Big Ten and sixth nationally, averaging 273.4 yards-per-game.
- Blocked for Doak Walker Award winner and unanimous first-team All-American Taylor, who rushed for 2,194 yards to lead the nation in rushing.
- Rated as nation's top center by Pro Football Focus (88.7 grade).
 - 2017:**
- Freshman All-America (FWAA, USA Today) and Academic All-Big Ten, starting all 14 games at center after redshirting in 2016 and helping pave the way for Doak Walker Award finalist Taylor, who set the FBS freshman rushing record with 1,977 yards.
- The Badgers ranked second in the Big Ten in rushing offense (222.9 yards-per-game) and third in total offense (415.0), while allowing just 1.5 sacks-per-game to lead the conference.
 - 2016:**
- Redshirted his freshman 2016 season.
 - PERSONAL:**
- Three-star prospect out of Amherst, Wis., after earning first-team all-state and 2015 Tim Krumrie Award as state's most outstanding senior defensive lineman, posting 70 tackles, 7.0 sacks, five forced fumbles and an interception.
- Twice named first-team all-state on defense by Wisconsin Football Coaches Association while also a two-time honorable mention all-state by WFCAs as an offensive lineman.
- Finished high school career with 232 tackles, 19.0 sacks 11 forced fumbles and three total touchdowns. Also lettered in basketball and baseball.
- Majored in personal finance at Wisconsin.

BIADASZ'S WISCONSIN TOTALS

GAMES/STARTS (regular season, playoffs): 2016 (0/0-Redshirt); 2017 (14/14); 2018 (13/13); 2019 (14/14). **Total: 41/41.**

BRADLEE ANAE (uh-NYE)
 51 • Defensive End

6-3 • 260 • 1/17/98
 Utah • D5-'20 (179th overall)
 NFL: Rookie • Cowboys: Rookie



COLLEGE: The Dallas Cowboys used their fifth round selection (179th overall) of the 2020 NFL Draft on edge rusher Bradlee Anae. Considered by many an earlier round talent, Anae has displayed his ability working in space throughout his collegiate career. He earned the Pac 12's Morris Trophy, which is awarded to the best offensive and defensive lineman in the conference, as a senior, and left Utah with a school record for career sacks (30.0) while leading his team in sacks through each of his final three seasons.

TRANSACTION SUMMARY:

4/25/20: Drafted in the fifth round (179th overall) by Dallas.

- Became Utah's ninth consensus All-America selection, earning first-team honors from multiple outlets and first-team All-Pac-12 honors as a senior team captain.
- Earned the Morris Trophy as the most outstanding defensive lineman in the conference.
- Started all 14 games and was eighth in the FBS - second in Pac-12 - with 13.0 sacks, led the team with 14 tackles for loss and tallied 41 tackles.
- Notched four multi-sack games.
- Named Pac-12 Defensive Lineman of the Week two times, recording 3.0 sacks with a pass breakup against Arizona State and seven tackles with a sack at Arizona.
- Had six tackles and a half sack to break the school career sack record in the Alamo Bowl against Texas.
 - 2019:**
- Earned first-team All-Pac-12, starting all 14 games, and led the conference with 8.0 sacks while tying for third with 15.5 tackles for loss (second on the team). His 51 tackles led the defensive line, and he broke up three passes as a junior.
- Logged six games with at least five tackles.
- Notched a season-high seven tackles with one sack and 1.5 tackles for loss against BYU.
- Logged six tackles, one for a loss, in the Pac 12 Championship Game against Washington.

2017:

- Played in 13 games with 10 starts as a sophomore and tied for the conference lead with three forced fumbles while recovering two. Also logged 7.0 sacks with 39 tackles - a defensive line high.
- Had a pair of five-tackle games against Arizona State and UCLA.
- Notched a career-high eight tackles, three for loss, with 2.5 sacks and a forced fumble against Colorado.

2016:

- Played in six games as a true freshman and logged four tackles and 2.0 sacks.
- Made his collegiate debut in the opener at San Jose State, then had a season-best two tackles at Colorado.

PERSONAL:

- Was a *Honolulu Star-Advertiser* first-team all-state selection as a senior out of Kahuku High School in Laie, Hawaii, helping the team to a 13-0 record and a Division 1 state title.
- Also played basketball and competed in high jump for Kahuku's track and field team.

ANAE'S UTAH TOTALS

Year Team	GP-GS	DEFENSE								INTERCEPTIONS				FUMBLES REC					
		ST	AT	TT	Sks- Yds	Tkl/ Ls	QB Prs	PBU	FF	No	Yds	Avg	Lg	TD	No	Yds	Avg	Lg	TD
2016 Utah.....	6-0	4	0	4	2.0(-14)	2(-14)	0	0	0	0	0	0	0	0	0	0	0	0	0
2017 Utah.....	13-10	25	14	39	7.0(-49)	10(-56)	3	0	3	0	0	0	0	0	2	0	0.0	0	0
2018 Utah.....	14-14	27	24	51	8.0(-56)	15.5(-83)	0	3	2	0	0	0.0	0	0	0	0	0.0	0	0
2019 Utah.....	14-14	30	11	41	13.0(-91)	14(-92)	0	1	1	0	0	0.0	0	0	0	0	0.0	0	0
Totals	47-38	86	49	135	30.0(-210)	41.5(-245)	3	4	6	0	0	0.0	0	0	2	0	0.0	0	0

SINGLE-GAME HIGHS

Tackles - 8 vs. Colorado, 11/25/17

Solo Tackles - 7 at Arizona, 11/23/19

Sacks - 3.0 vs. Northern Illinois, 9/7/19 and vs. Arizona State, 10/19/19

BEN DINUCCI (dih-NEW-chee)**7 • Quarterback**

6-2 • 215 • 11/24/96

James Madison • D7-'20 (231st overall)

NFL: Rookie • Cowboys: Rookie



COLLEGE: Ben DiNucci was the Dallas Cowboys final selection in the seventh round (231st overall) of the 2020 NFL Draft. Overall, DiNucci became just the seventh quarterback selected by the Cowboys since Jerry Jones bought the team in 1989, the 34th overall signal caller chosen in an NFL Draft in team history and only the second player ever drafted out of James Madison University (WR Macey Brooks - 1997). He spent his final two collegiate seasons at JMU after transferring from Pittsburgh and finished top-10 in five statistical categories in school history - completions (479 - tied third), passing yards (5,716 - fourth), passing touchdowns (45 - fourth), pass attempts (687 - sixth) and total offense (6,718 - seventh). DiNucci previously spent three years at Pitt where he saw time in 12 games with six starts to compile 1,107 yards, six touchdowns and seven interceptions on 91-of-167 passes. In Dallas he is expected to vie for a chance to backup starting quarterback Dak Prescott as he learns the pro game.

TRANSACTION SUMMARY:**4/25/20:** Drafted in the seventh round (231st overall) by Dallas.**2019:**

- Started all 16 games as a senior for the Bulldogs and completed 268-of-378 attempts for 3,441 yards and 29 touchdowns with six interceptions, good for second in JMU single-season history in passing yards and total offense, tied for second in passing touchdowns and third in completions.
- Led the nation with a 70.9 completion percentage and also ranked second nationally in pass efficiency (169.5), sixth in yards-per-pass attempt (9.1) and 11th in the FCS - third in the CAA - in passing touchdowns.
- Additionally, led the CAA in yards-per-play (8.0) and total offensive yards (4,010) while also ranking third in total offensive touchdowns (36).
- Named AFCA first-team All-American, CAA Offensive Player of the Year, first-team All-CAA quarterback, and was one-of-three Gary Clark Offensive MVP Award recipients.
- Also rushed for 569 yards and seven touchdowns (seventh in CAA), averaging 4.7 yards-per-carry.
- Had at least three total touchdowns in six games and rushed for at least 80 yards twice, including a season-high 82 at Rhode Island.

- Completed better than 75.0% of his passes in eight outings, including a career-high 88.9% at Rhode Island.
- Tied his career-high with four passing touchdowns against Morgan State.
- Threw for a season-high 293 yards and two touchdowns while rushing for one score against New Hampshire.
- Completed 84.0% of his passes, throwing for 273 yards and two touchdowns while rushing for 66 and two scores in the FCS Second Round against Monmouth.

2018:

- Completed 211-of-309 pass attempts for 2,275 yards and 16 touchdowns, with 12 interceptions as a junior transfer to JMU.
- Also rushed for 433 yards and a team-best nine touchdowns - tied for second in the CAA - while averaging 4.0 yards-per-carry.
- Ranked third nationally with a 68.3% completion percentage.
- Threw for over 200 yards in four games and rushed for over 60 yards in four outings.
- Completed more than 70 percent of his passes in six games, including a season-high 85.2% at NC State.
- Threw for a career-high 316 yards against Elon.
- Tossed a career-best four touchdowns against Rhode Island.
- Notched a career-high five total touchdowns twice, adding two rushing scores against Robert Morris and one rushing against URI.
- Ran for career-highs of 104 yards and three scores at Towson.

2017:

- Made six starts at quarterback as a sophomore at Pitt and was 88-of-158 for 1,091 yards with five touchdowns and five interceptions.
- Ran for 126 yards on 55 carries with one score.
- Rushed for a touchdown and two-point conversion - both against Penn State.
- Came off the bench to throw for a season-high 228 yards (13-of-25) and a touchdown against Oklahoma State.
- Made his first career start the next week, going for 110 yards and a score at Georgia Tech.
- Had season-highs in completions (19) and attempts (32) with 170 yards and a score against NC State.

2016:

- Appeared in two games as a redshirt freshman and was three-of-nine for 16 yards with a touchdown and two interceptions.
- Also rushed two times for 18 yards, with a long of 16 yards.
- Notched his first career passing touchdown in the Pinstripe Bowl against Northwestern.

2015:

- Redshirted as a true freshman.

PERSONAL:

- Threw for 7,619 yards and 72 scores during his career as a three-year starting quarterback at Pine-Richland High School in Gibsonia, Pa.
- Earned numerous awards and tributes such as: *USA Today* second-team All-America, Pennsylvania Gatorade Player of the Year, Pennsylvania Sports Writers Class AAAA Player of the Year, *Pennsylvania Football News* Class AAAA Offensive Player of the Year, *Pittsburgh Post-Gazette* "Fabulous 22" and *Pittsburgh Tribune-Review* "Terrific 25".
- Became first player in Pennsylvania history to throw for 4,000 yards in a season, passing for 4,269 yards and 46 touchdowns as a senior.
- Led Pine-Richland to a 15-1 record and WPIAL Class AAAA championship and PIAA title game as a senior.
- Dual-sport athlete who also played basketball.
- Majored in communications.

D'NUCCI'S COLLEGIATE TOTALS

Year Team	GP-GS	PASSING											
		Att	Cmp	Yds	Pct	Yds/Att	TD	TD%	Int	Int%	Long	Sacks	Rating
2015 Pittsburgh.....	0-0	REDSHIRT											
2016 Pittsburgh.....	2-0	9	3	16	33.3	1.8	1	11.1	2	22.2	7	0/0	40.5
2017 Pittsburgh.....	2-0	158	88	1,091	55.7	6.9	5	3.2	5	3.2	74	14/106	117.8
2018 James Madison....	13-13	309	211	2,275	68.3	7.4	16	5.2	12	3.9	47	22/161	139.4
2019 James Madison....	16-16	378	268	3,441	70.9	9.1	29	7.7	6	1.6	80t	27/155	169.5
Totals	41-35	854	570	6,823	66.7	8.0	51	6.0	25	2.9	80t	63/422	147.7

Year Team	RUSHING					ADDITIONAL STATISTICS	
	No	Yds	Avg	Long	TD	Punting – 2018 (1 for 17).	
2015 Pittsburgh.....	REDSHIRT						
2016 Pittsburgh.....	2	18	9.0	16	0		
2017 Pittsburgh.....	55	126	2.3	31	1		
2018 James Madison....	107	433	4.0	56	9		
2019 James Madison....	122	569	4.7	34	7		
Totals	286	1,146	4.0	56	17		

SINGLE-GAME HIGHS

- **Attempts** – 41 vs. Elon, 10/6/18
- **Completions** – 24 vs. Elon, 10/6/18
- **Completion Pct.** – 85.2 at NC State, 9/1/18
- **Yards** – 316 vs. Elon, 10/6/18
- **Touchdowns** – 4, two times, vs. Morgan State, 9/14/19 and vs. Rhode Island, 11/10/18
- **Rushing Yards** – 104 at Towson, 11/17/18
- **Rushing TDs** – 3 at Towson, 11/17/18

ROOKIE FREE AGENTS AND FIRST-YEAR

ISAAC ALARCÓN (ahl-ARE-cone)

Tackle

6-6 • 325 • 7/27/98
Monterrey Tech • IPP-'20
NFL: Rookie • Cowboys: Rookie



COLLEGE:

- Standout offensive lineman, guiding his team to the 2019 CONADEIP National Championship and selected to play in the Aztec Bowl.
- In 2018 was a top conference selection and Harbin University (China) selection for the World University Championships.
- Selected to the Stars Bowl for the second straight time in 2017 which pits the CONADEIP All-Star Team against the American NCAA Division III All-Star Team, known as Team Stars & Stripes.
- Earned a spot on the 2016 U-19 Mexican select team for the annual World University Championships in Harbin, China and a spot on the Stars Bowl roster.
- Helped his school to a 2015 National Championship.

PERSONAL:

- Attended UANL High School No. 9 in Monterrey, Mexico, where he earned a football scholarship from ITESM (Monterrey Tech).
- Selected by the Cowboys as part of the International Player Pathway program.
- Studying automotive design engineering at Monterrey Tech.

DARIUS ANDERSON

Running Back

5-10 • 210 • 9/10/97
TCU • UDFA-'20
NFL: Rookie • Cowboys: Rookie



COLLEGE:

- Played in 45 games over four seasons at TCU, accumulating 2,418 rushing yards, 18 touchdowns and 4.5 yards-per-carry.
- Named 2019 All-Big 12 honorable mention after leading the Horned Frogs with 823 rushing yards on 5.5 yards-per-carry as a senior.
- As a junior, was second on the team with 598 yards and three scores on 124 carries (4.8 avg.) in 11 games.
- Named to the 2017 All-Big 12 team as a sophomore after rushing for 768 yards and eight touchdowns on 128 carries, despite suffering an injury and missing the last four games.
- Rushed for 229 yards and one touchdown on 29 carries in 11 games as a true freshman.

PERSONAL:

- Ranked as a four-star recruit and the 11th-rated running back in the nation out of George Ranch High School in Richmond, Texas.
- Rushed for 2,274 yards and 30 touchdowns while leading his team to a 16-0 record and state championship as a senior.
- Majored in youth advocacy while at TCU.

FRANCIS BERNARD

Linebacker

6-0 • 242 • 4/8/95

Utah • UDFA-'20

NFL: Rookie • Cowboys: Rookie



COLLEGE:

- Played in 26 games over two seasons at Utah, recording 123 tackles, 12.5 tackles for loss, three interceptions, six pass deflections and one forced fumble.
- Started all 14 games as a senior in 2019, tagged as a first-team All-Pac-12 selection and finished second on the team with 85 tackles while adding 7.5 tackles for loss and two interceptions.
- Played in all 12 games as a junior, posting 38 tackles, five tackles for loss, one interception and two breakups.
- Prior to transferring to Utah, redshirted in 2017 while attending Rio Salado College.
- Committed to BYU out of high school and played in 22 games for the Cougars from 2015-2016. Earned Phil Steele All-Independent Team second-team as a sophomore, finishing with 80 tackles, 5.5 tackles for loss, two sacks, three interceptions, six breakups, a fumble recovery and a forced fumble.
- Before transitioning to linebacker, played 10 games at running back for BYU as a freshman in 2015 and rushed for 334 yards and seven touchdowns, averaging 6.4 yards-per-carry.

PERSONAL:

- A three-star recruit out of Herriman, Utah, High School where he was a two-time all-state running back.
- First-team all-region in 2012 with 822 rushing yards, 15 touchdowns, 24 tackles and four interceptions.
- Also played basketball and rugby for Herriman High School.
- Earned his degree in sociology from Utah.
- He and his wife, Alexis, have a son, Lennox.

RON'DELL CARTER

Defensive End

6-3 • 270 • 7/3/97

James Madison • UDFA-'20

NFL: Rookie • Cowboys: Rookie



COLLEGE:

- Had 66 tackles with 27 for losses, 12.0 sacks - tied for third in JMU single-season history - one forced fumble, 13 hurries and a pass breakup while starting all 16 games as a consensus first-team All-American senior.
- Named first-team All-CAA as a junior after starting all 13 games and posted 58 tackles, 13 tackles for loss, 7.5 sacks, one forced fumble, one fumble recovery and a quarterback hurry.
- Transferred to JMU as a sophomore and played in all 15 games to tally 28 tackles, eight for loss, 4.0 sacks, three pass breakups and four quarterback hurries.
- Spent two seasons at Rutgers and appeared in five games in 2016, making two tackles, including a half tackle for loss and a half sack.
- Redshirted as a true freshman in 2015.

PERSONAL:

- Three-star recruit and top-30 player at Long Reach High School in Baltimore, Md., where he was a team captain who played defensive end and tight end.
- First-team All-Howard County tight end as a senior and first-team defensive end as a junior.
- Captain at the Maryland Crab Bowl, featuring most talented seniors from Maryland and was a member of the Baltimore Touchdown Club Super 22 Team as a junior.
- Multi-sport athlete who also threw shot put for track & field and played basketball at Long Reach.
- Majored in public policy and administration at James Madison.

STAFF

ROOKIES/
FIRST-YEAR

2019 SEASON

RECORDS

PLAYOFF
RECORDS

HISTORY

SIDELINES

RICO DOWDLE

Running Back

5-11 • 215 • 6/14/98
 South Carolina • UDFA-'20
 NFL: Rookie • Cowboys: Rookie



COLLEGE:

- In four years at South Carolina, started 29-of-39 games played and rushed for 2,167 yards and 16 touchdowns on 428 carries. Caught 62 passes for 483 yards and three touchdowns.
- As a senior, rushed for 498 yards and four touchdowns on 106 carries and caught 22 passes for 167 yards, starting 10-of-12 games.
- Led the team with 654 yards while adding four touchdowns on 123 carries (5.3 avg.) and caught 14 passes for 133 yards and one score, starting eight-of-12 games as a junior.
- Played in just eight games with four starts as a sophomore and was third on the team with 241 yards on 66 carries with two touchdowns.
- Started seven-of-nine games played as a true freshman and led the team with 133 carries for 764 yards with six touchdowns. Also caught 15 passes for 55 yards with one score.


PERSONAL:

- Earned all-state and PARADE All-America honors as a senior at A.C. Reynolds High School in Asheville, N.C.
- Rushed for 2,545 yards and 51 touchdowns in his final prep campaign.
- Graduated with a degree in retailing.

LADARIUS HAMILTON

Defensive End

6-2 • 265 • 1/18/98
 North Texas • UDFA-'20
 NFL: Rookie • Cowboys: Rookie



COLLEGE:

- Appeared in 51 games during a four-year stint at North Texas, tying for sixth in program history in career sacks (17.0) and tackles for loss (28.5).
- Led the Mean Green with 8.5 sacks in 2019 while collecting 39 tackles, 10.5 for loss, and one forced fumble.
- First-team All-Conference USA selection during his junior season after recording 33 tackles, 11 tackles for loss, 7.5 sacks and three quarterback hurries.
- In 2017 finished with a career-best 40 tackles, his first career interception, five quarterback hurries and a fumble recovery in eight starts as a sophomore.
- Named to the Conference USA All-Freshman team, posting nine tackles, three for losses, in nine games.

PERSONAL:

- A three-star recruit out of Corrigan-Camden High School in Corrigan, Texas.
- Recorded 83 tackles, three forced fumbles and two fumble recoveries as a senior to lead his team to the quarterfinal round of the Texas Class 3A Division II playoffs.
- First-team all-district selection as both a junior and senior.
- Majored in integrative studies

MARCUS HENRY

Center


6-3 • 305 • 2/11/93

Boise State • FA-'19

NFL: 1st Year • Cowboys: 1st Year

Games/Starts: 2019-0/0; Career-0/0

Postseason: 2019-0/0; Career-0/0



TRANSACTION SUMMARY:

- 12/30/19:** Signed with Dallas as a Future.
- 11/20/19:** Signed to Dallas' practice squad.
- 10/9/19:** Signed to Houston's practice squad and released (10/15).
- 5/13/19:** Signed with New Orleans and waived (8/31).
- 1/7/19:** Signed with Seattle as a Future and waived (5/1).
- 9/19/18:** Signed to Seattle's practice squad, released (9/25) and re-signed to Seattle's practice squad (12/19).
- 5/7/18:** Signed with Seattle, waived (8/3), re-signed with Seattle (8/11) and waived (9/1).
- 5/6/16:** Signed with New Orleans as an undrafted free agent and waived (9/3).

2019 (Seattle/New Orleans/Houston/Dallas):

- Signed with Seattle as a future following the 2018 season and was released after the 2019 NFL Draft.
- Signed with New Orleans following rookie minicamp but was released during training camp.
- Signed to Houston's practice squad in the middle of the 2019 season and was released six days later.
- Signed to Dallas' practice squad during Week 12 where he spent the final five weeks of the season.

2018 (Seattle):

- Signed with Seattle following rookie minicamp but was released before training camp.
- Re-signed with Seattle during training camp but was released during final cuts.
- Signed to Seattle's practice squad at the beginning of the 2018 season and waived later that week.
- Re-signed to Seattle's practice squad Dec. 19 where he spent the final few weeks of the season.

2017:

- Out of football the entire season.

2016 (New Orleans):

- Signed with New Orleans as an undrafted free agent and released during training camp roster cuts.

COLLEGE:

- Appeared in 50 games from 2011-15 at Boise State, earning All-Mountain West first-team honors during his junior and senior seasons.
- Started all 27 games for Boise State from 2014-15.
- Earned a spot on the Rotary Lombardi Award Preseason Watch List, Outland Trophy Preseason Watch List and Rimington Trophy Preseason Watch List before his senior season in 2015.
- Captained the offensive line of the top-scoring offense of the Mountain West (39.1 points-per-game) and top-ranking total offense (501.3 yards-per-game) in 2015.
- Protected a passing offense that led the Mountain West - ranked 16th in the FBS - with 309.9 yards-per-game.

PERSONAL:

- Attended Bellevue, Wash., High School where he was named first-team all-state and selected as the Kingco Conference Lineman of the Year as a senior.
- Helped team to 3A State Championships in 2009 and 2010.

COMMUNITY:

- Annual Holiday Hospital Visits.
- Make-A-Wish Foundation of North Texas.

MITCH HYATT

Tackle

6-5 • 315 • 2/6/97

Clemson • UDFA-'19

NFL: 1st Year • Cowboys: 1st Year

Games/Starts: 2019-0/0; Career-0/0

Postseason: 2019-0/0; Career-0/0



TRANSACTION SUMMARY:

- 12/30/19:** Signed with Dallas as a Future.
- 9/2/19:** Signed to Dallas' practice squad and activated (12/10).
- 5/10/19:** Signed with Dallas as an undrafted free agent and waived (8/31).

STAFF

ROOKIES/
FIRST-YEAR

2019 SEASON

RECORDS

PLAYOFF
RECORDS

HISTORY

SIDELINES

2019:

- Signed with Dallas as an undrafted free agent following the NFL Draft but was released at the end of camp.
- Immediately signed to Dallas' practice squad where he remained until signing to the active roster on Dec. 10.
- He was inactive for two games and did not play in the season finale.

COLLEGE:

- A four-year starter, two-time All-American and four-time All-ACC selection, exited Clemson with 57 starts in 58 career games and has the school records for career snaps (3,754) and starts.
- Named a consensus first-team All-American and first-team All-ACC after starting all 15 games as a team captain for the National Champion Tigers in his senior 2018 season.
- Started all 13 games and earned first-team All-ACC recognition as a junior in 2017 - garnering ACC Offensive Lineman of the Week honors four times.
- Tied for second on the team with 32.5 knockdown blocks in 994 snaps while starting all 14 games at tackle for the National Champion Tigers as a sophomore.
- Named first-team freshman All-American by *Sporting News* and *USA Today* as the first first-year freshman to start his first game on the offensive line for Clemson since 1980.

PERSONAL:

- Attended North Gwinnett High School in Sugar Hill, Ga., earning a spot in the U.S. Army All-American Bowl and first-team All-American recognition as a senior.
- Earned his degree in economics from Clemson.

COMMUNITY:

- 2019 Reliant Home Run Derby benefiting the Salvation Army.
- 2019 Dallas Cowboys U High School Camp.
- 2019 Early Thanksgiving Day Meal at The Salvation Army.
- Annual Holiday Hospital Visits.
- Kick Off Luncheon and Dallas Cowboys Family Cookbook benefiting Happy Hill Farm.
- Make-A-Wish Foundation of North Texas.

LUTHER KIRK

Safety

6-0 • 205 • 11/7/96

Illinois State • UDFA-'20

NFL: Rookie • Cowboys: Rookie

**COLLEGE:**

- Led the team with 89 tackles while starting all 15 games at strong safety as a senior team captain.
- Also finished the year with six pass breakups, 3.0 sacks, four tackles for loss and a forced fumble to earn AFCA FCS Coaches' and HERO Sports FCS All-America first-team selections.
- Named the Defensive MVP at the 95th East-West Shrine Bowl following the season, after finishing with two tackles and an interception.
- Missouri Valley Football Conference first-team selection at safety as junior team captain, starting all 11 games to rank second on the team with 61 tackles along with five interceptions - tied for the MVFC lead - and three pass breakups.
- Stayed in school, but was not part of the football program for the 2017 season but re-joined the team during spring 2018 workouts.
- Played in 12 games and posted 15 tackles while leading the team with nine special teams tackles in 2016.
- Saw action in 10 games as freshman, tallying 18 tackles and four pass breakups.


PERSONAL:

- Dual-threat quarterback and defensive back for Garland, Texas, High School where he completed 87-of-165 pass attempts for 1,160 yards and 12 touchdown passes while rushing for 798 yards and five touchdowns.
- Received his degree in university studies from Illinois State.

SEAN McKEON

(muh-CUE-in)
Tight End

6-5 • 255 • 12/28/97
Michigan • UDFA-'20
NFL: Rookie • Cowboys: Rookie



COLLEGE:

- Four-year letterman and three-time All-Big Ten honorable mention, starting 23-of-40 games and catching 10 passes for 668 yards and six touchdowns.
- Left Michigan as the ninth ranked tight end and tied for tenth in receiving scores in school history.
- Played in 10 games with seven starts as a senior and caught 13 passes for 235 yards (18.1 avg.) with two touchdowns.
- As a junior, played in all 13 games with six starts and caught 14 passes for 122 yards and one touchdown.
- Logged starts in 10-of-13 games played as a sophomore and caught 31 passes for 301 yards and three scores.
- Played in just four games as a true freshman and caught two passes for 10 yards.

PERSONAL:

- Caught 23 passes for 334 yards and three touchdowns as a senior at Shepherd Hill Regional High School in Dudley, Mass.
- Played both sides - tight end and defensive end - as a junior, racking up 57 tackles, 11 stops for losses and eight sacks.
- Majored in business administration at Michigan.

WYATT MILLER

Tackle

6-5 • 318 • 10/23/95
Central Florida • PS(Cin)-'19
NFL: 1st Year • Cowboys: 1st Year
Games/Starts: 2019-0/0; Career-0/0
Postseason: 2019-0/0; Career-0/0



TRANSACTION SUMMARY:

12/24/19: Signed with Dallas off Cincinnati's practice squad.

9/2/19: Signed to Cincinnati's practice squad.

5/10/19: Signed with the N.Y. Jets as an undrafted free agent and waived (8/31).

2019 (N.Y. Jets/Cincinnati/Dallas):

- Signed with the N.Y. Jets as an undrafted free agent but was waived at the end of training camp.
- Immediately signed to the Bengals practice squad where he remained until signing with Dallas on Dec. 24.
- Spent the final week of the season on Dallas' roster but was inactive for the finale.

COLLEGE:

- Appeared in 49 games with 47 starts at UCF where he played right tackle during his first three seasons and left tackle as a senior.
- Started all 13 games at left tackle as a senior in 2018, helping pave the way for the Knights to break the single-season rushing record and earned second-team All-American Athletic Conference honors.
- Started all 13 games at right tackle as a junior and earned a spot on the 2017 All-American Athletic Conference second-team.
- Started all 13 games as a sophomore at right tackle and named to the 2016-17 American All-Academic Team.
- Played in 10 games as a redshirt freshman and started eight at right tackle.
- Named to the American Athletic Conference All-Academic Team as a true freshman.

PERSONAL:


- Attended Coffee High School in Douglas, Ga., where he lettered four years in baseball, three years in football and once in basketball.
- Earned a spot in the 2014 Offense-Defense All-American Bowl in Orlando, Fla.
- Ranked as the No. 53 offensive tackle by 247Sports and No. 92 by ESPN coming out of high school.

SEWO OLONILUA

(SHAY-woh oh-lawn-uh-LOOAH)

Fullback

6-3 • 235 • 11/27/97
 TCU • UDFA-'20
 NFL: Rookie • Cowboys: Rookie



COLLEGE:

- Appeared in 52 games over a four-year career at TCU, totaling 348 carries for 1,624 yards and 18 touchdowns while averaging 4.7 yards-per-rush. Added 60 receptions for 383 yards and a touchdown in his career.
- Placed third on TCU with 537 yards rushing on a 4.0 yard-per-carry average and led the team with eight rushing touchdowns as a senior in 2019.
- Led TCU during his 2018 junior season with 635 rushing yards, playing in all 13 games with seven starts, and earned Cheez-It Bowl Offensive Most Valuable Player honors after registering a TCU bowl record 194 rushing yards on 32 carries.
- Played in all 14 games and had 64 carries for 330 yards and seven touchdowns as a sophomore in 2017, adding 19 catches for 166 yards through the air.
- Played in all 13 games as a freshman with one start coming in the AutoZone Liberty Bowl and recorded 122 rushing yards on 15 carries with one touchdown on the season.

PERSONAL:

- Top-ranked athlete in Texas and 13th overall player in the state out of Kingwood, Texas, High School.
- Ran for 1,073 yards and 14 touchdowns on 11.4 yards-per-carry as a senior, also playing outside linebacker.
- Degree in economics at TCU.
- Has a son, Amarii.

AARON PARKER

Wide Receiver

6-2 • 210 • 5/21/98
 Rhode Island • UDFA-'20
 NFL: Rookie • Cowboys: Rookie



COLLEGE:

- Became the second player in program history to reach 3,000 receiving yards, finishing his collegiate career with 3,460 yards and 30 touchdowns (third in school history) on 216 receptions (16.0 avg.).
- Had 14 career 100-yard receiving yard games.
- Set the program record with a touchdown catch in nine straight games, breaking the previous mark of seven.
- Named to the 2018 NEFWA All-New England Team and CAA Football first-team All-Conference as a senior, leading the conference with 81 catches and 1,224 yards while adding nine scores in 11-of-12 games.
- Appeared in all 11 games with nine starts as a junior and led the conference in receiving yards (955), yards-per-game (86.8) and touchdowns (10) along with 61 receptions and earned CAA first-team All-Conference honors.
- As a sophomore made nine starts in 11 games and produced 823 yards and seven touchdowns on 51 catches.
- Played in 10 games (six starts) as a freshman, catching 23 passes for 441 yards and a team-high four scores.

PERSONAL:

- Attended Gwynn Park High School in Brandywine, Md., where he earned All-Met and All-County honors as a senior.
- Named co-MVP in basketball as a senior.
- His uncle, Walter Easley, played for the San Francisco 49ers (1981-82).
- Majored in criminal justice at Rhode Island.

KENDRICK ROGERS

Wide Receiver

6-4 • 208 • 8/7/97

Texas A&M • UDFA-'20

NFL: Rookie • Cowboys: Rookie



COLLEGE:

- In 38 games over three years, caught 68 passes for 786 yards and seven touchdowns for the Aggies.
- Made seven starts, playing in all 13 games as a junior and nabbed 30 passes for 351 yards and two scores.
- In 12 games as a sophomore, caught 27 passes for 336 yards and five touchdowns.
- Played in 13 games with one start as a redshirt freshman and caught 11 passes for 99 yards.
- Redshirted as a true freshman.

PERSONAL:

- Caught 57 passes for 1,047 yards and 11 touchdowns, earning first-team all-district as a junior at Frankston, Texas, High School.
- Majored in agricultural leadership and development at Texas A&M.

SAIVION SMITH

Cornerback

6-1 • 190 • 11/5/97

Alabama • FA-'20

NFL: 1st Year • Cowboys: 1st Year

Games/Starts: 2019-0/0; Career-0/0

Postseason: 2019-0/0; Career-0/0



TRANSACTION SUMMARY:

4/10/20: Signed with Dallas.

4/28/19: Signed with Jacksonville as an undrafted free agent and waived (8/31).

2020 (XFL):

- Signed with the Houston Roughnecks of the XFL and played in two games (inactive for the final three) and tallied eight tackles and a pass breakup.

2019 (Jacksonville):

- Signed with the Jaguars as a rookie free agent but was released at the end of training camp and spent the year out of football.

COLLEGE:

- Started 12 of the 15 games he played in his lone season at Alabama (2018) and notched 60 tackles, five breakups and a team-best three interceptions - one he returned 38 yards for a touchdown.
- Spent his junior campaign at Mississippi Gulf Coast Community College, posting 31 tackles, six breakups and two interceptions. Also returned 26 kickoffs for a 27.6 average and a touchdown.
- Logged four tackles and two breakups as a sophomore.
- As a freshman at LSU, played in 15 games and tallied four tackles and two breakups.

PERSONAL:

- Ranked as the top cornerback in the nation coming out of IMG Academy in Bradenton, Fla., and tallied 43 tackles, one breakup and three blocked field goals as a senior.
- Spent the first two years of his prep career at Lakewood High School in St. Petersburg, Fla.

STAFF

ROOKIES/
FIRST-YEAR

2019 SEASON

RECORDS

PLAYOFF
RECORDS

HISTORY

SIDELINES

TERENCE STEELE

Tackle

6-6 • 320 • 6/4/97
Texas Tech • UDFA-'20
NFL: Rookie • Cowboys: Rookie



COLLEGE:

- A four-year starter (47 games), left Texas Tech as a two-time honorable mention All-Big 12 offensive tackle and team captain.
- Started the first 37 games of his career before missing the first two games of 2019 due to injury.
- Anchored a line that only allowed 18.0 sacks in 2019 despite attempting the third-most passes in the nation (531).
- Showed his ability to play both sides of the line, as he rotated back and forth from right tackle to left tackle throughout his time in Lubbock.
- Started at left tackle as a redshirt freshman in 2016 for a Red Raider offense that featured reigning Super Bowl MVP Patrick Mahomes as the quarterback.
- Named to the All-Big 12 freshman team by Athlon Sports in 2016 helping the Texas Tech offense lead the nation in both passing yards and total offense.

PERSONAL:

- Rated a three-star prospect out of Steele High School in Cibolo, Texas.
- Second-team all-state selection by Dave Campbell's Texas Football.
- As a senior, named unanimous first-team all-district 25-6A and *San Antonio Express-News* first-team All-Area.
- Graded out at 96 percent as a senior in 2014 with 42 pancakes and 55 knockdowns.
- Earned his degree in sport management at Texas Tech.

CHARLIE TAUMOEPEAU

Tight End

(DOW-moy-pay-ow)

6-2 • 245 • 3/25/98
Portland State • UDFA-'20
NFL: Rookie • Cowboys: Rookie



COLLEGE:

- Caught 36 passes for 474 yards and two touchdowns in 10 games played as a senior.
- Named first team All-Big Sky Conference and second-team All-American after he led the team with 28 receptions for 580 yards and averaged 20.7 yards-per-catch to rank sixth in the nation, first among tight ends, along with a career-high five scores in nine games as a junior.
- Notched career-highs in receptions (45) and yards (673) along with three touchdowns in 11 games and named second-team All-Big Sky Conference as a sophomore.
- As a freshman caught eight passes for 149 yards and a score in 11 games.


PERSONAL:

- Lettered in football, basketball and track at Federal Way, Wash., High School.
- Born in Tonga.
- Earned his degree in psychology.

CLAYTON THORSON

Quarterback

6-4 • 227 • 6/11/95
 Northwestern • FA-'20
 NFL: 1st Year • Cowboys: 1st Year
 Games/Starts: 2019-0/0; Career-0/0
 Postseason: 2019-0/0; Career-0/0



TRANSACTION SUMMARY:

- 12/31/20:** Signed with Dallas as a Future.
- 9/2/20:** Signed to Dallas' practice squad.
- 4/27/19:** Drafted in the fifth round (167th overall) by Philadelphia and waived (8/31).

2019 (Philadelphia/Dallas):

- Drafted in the fifth round (167th overall) by Philadelphia but was released during training camp roster cuts.
- Immediately signed to Dallas' practice squad where he spent his entire rookie season.

COLLEGE:

- Started all 53 games in four years at Northwestern, the most starts by a quarterback in Big Ten history.
- Set program records for passing yards (10,371), touchdowns (61), completions (991) and attempts (1,697).
- Only player in Big Ten history to pass for 10,000 yards and rush for 20 touchdowns in a career.
- All-time winningest quarterback at Northwestern with 35 career wins.
- Earned All-Big Ten honorable mention honors his senior season with 3,183 yards and 17 touchdowns while completing 61.1% of his passes.
- Also rushed for 408 yards and 27 touchdowns for the Wildcats.
- Named the Holiday Bowl offensive MVP in his final collegiate game in a come-from-behind victory over No. 17 Utah to cap off his collegiate career in 2018.

PERSONAL:

- Ranked a four-star recruit and the No. 6 dual-threat quarterback out of Wheaton, Ill., North High School.
- Named first-team all-state by *Chicago Tribune*, *Champaign News Gazette* and the Indiana High School Association.
- Accumulated 2,809 passing yards, 29 touchdowns, 630 rushing yards and 12 rushing touchdowns as a senior.

COMMUNITY:

- 2019 Early Thanksgiving Day Meal at The Salvation Army.
- Annual Team Holiday Hospital Visits.
- Make-A-Wish Foundation of North Texas.



STAFF

ROOKIES/
FIRST-YEAR

2019 SEASON

RECORDS

PLAYOFF
RECORDS

HISTORY

SIDELINES

2020 Rookie and First-Year Roster

NO	NAME	POS	HGT	WGT	AGE	NFL EXP	COLLEGE	HOW ACQ.
5	Clayton Thorson	QB	6-4	222	24	1	Northwestern	FA-'19
7	Ben DiNucci	QB	6-2	213	23	R	James Madison	D7-'20
16	Kendrick Rogers	WR	6-4	208	22	R	Texas A&M	UDFA-'20
18	Aaron Parker	WR	6-2	209	21	R	Rhode Island	UDFA-'20
31	Trevon Diggs	CB	6-1	205	21	R	Alabama	D2-'20
32	Saivion Smith	CB	6-1	199	22	1	Alabama	FA-'20
35	Luther Kirk	S	6-0	194	23	R	Illinois State	UDFA-'20
40	Darius Anderson	RB	5-10	208	22	R	TCU	UDFA-'20
41	Reggie Robinson	CB	6-1	205	23	R	Tulsa	D4a-'20
42	Rico Dowdle	RB	5-11	213	21	R	South Carolina	UDFA-'20
44	Francis Bernard	LB	6-0	234	25	R	Utah	UDFA-'20
45	Sewo Olonilua	FB	6-3	232	22	R	TCU	UDFA-'20
46	Charlie Taumoepeau	TE	6-2	240	22	R	Portland State	UDFA-'20
51	Bradlee Anae	DE	6-3	257	22	R	Utah	D5-'20
60	Isaac Alarcón	T	6-6	286	21	R	Monterrey Tech	IPP-'20
62	Marcus Henry	C	6-3	293	27	1	Boise State	FA-'19
63	Tyler Biadasz	C	6-4	315	22	R	Wisconsin	D4b-'20
65	Mitch Hyatt	T	6-5	305	23	1	Clemson	UDFA-'19
67	Wyatt Miller	T	6-5	306	24	1	Central Florida	PS(Cin)-'19
68	Ron'Dell Carter	DE	6-3	265	22	R	James Madison	UDFA-'20
74	Terence Steele	T	6-6	312	22	R	Texas Tech	UDFA-'20
76	Ladarius Hamilton	DE	6-2	262	22	R	North Texas	UDFA-'20
84	Sean McKeon	TE	6-5	242	22	R	Michigan	UDFA-'20
88	CeeDee Lamb	WR	6-2	198	21	R	Oklahoma	D1-'20
96	Neville Gallimore	DT	6-2	304	23	R	Oklahoma	D3-'20

2020 Dallas Cowboys Draft Class



Top Row (left to right): CeeDee Lamb (1st round), Trevon Diggs (2nd round), Neville Gallimore (3rd round), Reggie Robinson (4th round)

Second Row (left to right): Tyler Biadasz (4th round), Bradlee Anae (5th round), Ben DiNucci (7th round)



2020 Veterans Roster

NO	NAME	POS	HGT	WGT	AGE	NFL EXP	COLLEGE	HOW ACQ.
2	Greg Zuerlein	K	6-0	191	32	9	Missouri Western	UFA(LAR)-'20
4	Dak Prescott	QB	6-2	235	26	5	Mississippi State	D4b-'16
6	Chris Jones	P	6-0	205	30	9	Carson Newman	FA-'11
11	Cedrick Wilson	WR	6-2	200	24	3	Boise State	D6b-'18
13	Michael Gallup	WR	6-1	205	24	3	Colorado State	D3-'18
14	Andy Dalton	QB	6-2	220	32	10	Texas Christian	FA-'20
15	Devin Smith	WR	6-1	205	28	4	Ohio State	FA-'19
17	Tevin Jones	WR	6-2	225	27	2	Memphis	FA-'19
19	Amari Cooper	WR	6-1	225	25	6	Alabama	T(Oak)-'18
20	Tony Pollard	RB	6-0	215	23	2	Memphis	D4a-'19
21	Ezekiel Elliott	RB	6-0	228	24	5	Ohio State	D1-'16
23	Darian Thompson	S	6-2	212	27	5	Boise State	FA-'18
24	Chidobe Awuzie	CB	6-0	203	24	4	Colorado	D2-'17
25	Xavier Woods	S	5-11	208	24	4	Louisiana Tech	D6a-'17
26	Jourdan Lewis	CB	5-10	195	24	4	Michigan	D3-'17
27	Ha Ha Clinton-Dix	S	6-1	211	27	7	Alabama	UFA(Chi)-'20
28	Daryl Worley	CB	6-1	215	25	5	West Virginia	FA-'20
29	C.J. Goodwin	CB	6-3	198	30	5	California (PA)	PS(Cin)-'18
30	Anthony Brown	CB	5-11	198	26	5	Purdue	D6a-'16
33	Deante Burton	CB	6-2	205	25	3	Kansas State	PS(Ind)-'19
37	Donovan Wilson	S	6-0	208	25	2	Texas A&M	D6-'19
39	Chris Westry	CB	6-4	210	22	2	Kentucky	UDFA-'19
48	Joe Thomas	LB	6-1	233	29	6	South Carolina State	FA-'18
50	Sean Lee	LB	6-2	245	33	11	Penn State	D2-'10
52	Connor Williams	G	6-5	320	22	3	Texas	D2-'18
53	Justin March	LB	5-11	232	26	6	Akron	FA-'17
54	Jaylon Smith	LB	6-2	248	24	4	Notre Dame	D2-'16
55	Leighton Vander Esch	LB	6-4	255	24	3	Boise State	D1-'18
56	Joe Jackson	DE	6-4	285	23	2	Miami	D5b-'19
57	Luke Gifford	LB	6-3	245	24	2	Nebraska	UDFA-'19
58	Aldon Smith	DE	6-4	265	30	6	Missouri	FA-'20
61	Adam Redmond	C	6-6	310	26	3	Harvard	W(Buf)-'18
66	Connor McGovern	G	6-5	316	22	2	Penn State	D3-'19
69	Brandon Knight	T	6-4	310	23	2	Indiana	UDFA-'19
70	Zack Martin	G	6-4	315	29	7	Notre Dame	D1-'14
71	La'el Collins	T	6-4	323	26	6	Louisiana State	UDFA-'15
72	Trysten Hill	DT	6-3	310	22	2	Central Florida	D2-'19
73	Joe Looney	C	6-3	315	29	9	Wake Forest	UFA(Ten)-'16
75	Cam Erving	T	6-5	313	27	6	Florida State	FA-'20
77	Tyron Smith	T	6-5	320	29	10	Southern California	D1-'11
78	Cody Wichmann	G	6-5	320	28	4	Fresno State	FA-'18
79	Justin Hamilton	DT	6-2	315	26	2	Louisiana	FA-'20
80	Blake Bell	TE	6-6	252	28	6	Oklahoma	UFA(KO)-'20
81	Jon'vea Johnson	WR	6-0	195	24	2	Toledo	UDFA-'19
83	Ventell Bryant	WR	6-3	205	23	2	Temple	FA-'19
85	Noah Brown	WR	6-2	222	24	4	Ohio State	D7b-'17
86	Dalton Schultz	TE	6-5	260	23	3	Stanford	D4b-'18
87	Cole Hikutini	TE	6-4	240	25	2	Louisville	FA-'19
89	Blake Jarwin	TE	6-5	260	25	4	Oklahoma State	UDFA-'17
90	DeMarcus Lawrence	DE	6-3	265	28	7	Boise State	D2-'14
91	Louis-Philippe Ladouceur	LS	6-5	256	39	16	California	FA-'05
92	Dorance Armstrong	DE	6-4	262	22	3	Kansas	D4a-'18
93	Gerald McCoy	DT	6-4	300	32	11	Oklahoma	UFA(Car)-'20
95	Dontari Poe	DT	6-3	346	29	9	Memphis	UFA(Car)-'20
96	Jalen Jelks	DE	6-5	260	23	2	Oregon	D7b-'19
98	Tyrone Crawford	DL	6-4	285	30	9	Boise State	D3-'12
99	Antwaun Woods	DT	6-1	310	27	3	Southern California	FA-'18

STAFF

VETERAN
ROSTER

2019 SEASON

RECORDS

PLAYOFF
RECORDS

HISTORY

SIDELINES

Cowboys All-Time Roster

HEAD COACHES

Coach	Seasons	Years	Regular Season			Postseason			Total				
			Won	Lost	Tied	Pct	Won	Lost	Pct	Won	Lost	Tied	Pct
Tom Landry.....	29	1960-88	250	162	6	.605	20	16	.556	270	178	6	.601
Jimmy Johnson.....	5	1989-93	44	36	0	.550	7	1	.875	51	37	0	.580
Barry Switzer.....	4	1994-97	40	24	0	.625	5	2	.714	45	26	0	.634
Chan Gailey.....	2	1998-99	18	14	0	.563	0	2	.000	18	16	0	.529
Dave Campo.....	3	2000-02	15	33	0	.313	0	0	.000	15	33	0	.313
Bill Parcells.....	4	2003-06	34	30	0	.531	0	2	.000	34	32	0	.515
Wade Phillips.....	4	2007-10	34	22	0	.607	1	2	.333	35	24	0	.593
Jason Garrett.....	9	2010-19*	85	67	0	.559	2	3	.400	87	70	0	.554
Totals	60	1960-2019	520	388	6	.572	35	28	.556	555	416	6	.571

*2010 Interim season, 5-3 record

ASSISTANT COACHES

A	Alexander, Hubbard.....	Receivers.....	1989-97	Colombo, Marc.....	Offensive Assistant.....	2015
	Alexander, Paul.....	Offensive Line.....	2018		Assistant Offensive Line.....	2016-18
	Allen, Ermal.....	Offensive Backfield.....	1962-69		Offensive Line.....	2019
		Special Assistant.....	1970-79	Coslet, Bruce.....	Offensive Coordinator.....	2002
		Research and Development.....	1980-83	D		
	Amato, Ken.....	Defensive Assistant/Linebackers.....	2018-19	Dahms, Tom.....	Defensive Line.....	1960-62
	Armstrong, Neill.....	Research and Development.....	1982-89	Davis, Butch.....	Defensive Line.....	1989-92
	Avezano, Joe.....	Special Teams.....	1990-00, 2002		Defensive Coordinator/Linebackers.....	1993
		Special Teams/Tight Ends.....	2001		Defensive Coordinator.....	1994
				DeCamillis, Joe.....	Special Teams Coordinator.....	2009-12
B	Baker, Brian.....	Defensive Line.....	2011-12	DeHaven, Bruce.....	Special Teams.....	2003-06
	Baker, Joe.....	Assistant Secondary.....	2012-14	Dimancheff, Boris (Babe).....	Backfield.....	1960-61
		Safeties.....	2015		Receivers/Tight Ends.....	1973-74
		Secondary.....	2016-17	Ditka, Mike.....	Special Teams/	
	Bates, Bill.....	Special Teams/			Tight Ends.....	1975-76, 1980
		Defensive Assistant.....	1998-99		Special Teams/Receivers.....	1977-79, 1981
		Defensive Backs.....	2000	Dooley, Derek.....	Wide Receivers.....	2013-17
		Defensive Nickel Package/		E		
		Assistant Special Teams.....	2001-02	Eberflus, Matt.....	Linebackers.....	2011-15
	Bates, Jim.....	Linebackers.....	1996-97		Linebackers/Passing Game Coord.....	2016-17
		Assistant Head Coach/		Ecklund, Brad.....	Offensive Line.....	1960-61
		Defensive Line.....	1998-99		Defensive Line.....	1962-63
	Bech, Brett.....	Strength and Conditioning.....	2011-19	Eddy, Jim.....	Defensive Assistant.....	1993
	Berry, Raymond.....	Offensive Ends.....	1968-69		Linebackers.....	1994-95
	Bisaccia, Rich.....	Special Teams.....	2013-14	Edwards, George.....	Linebackers.....	1998-01
		Asst. Head Coach/Special Teams.....	2015-17	Erkenbeck, Jim.....	Offensive Line.....	1987-88
	Blake, John.....	Defensive Line.....	1993-95	F		
	Bloom, Ben.....	Defensive Quality Control/		Ford, Robert.....	Tight Ends.....	1991-97
		Linebackers.....	2011-13	Franklin, Bobby.....	Defensive Backfield.....	1968-71
		Assistant Defensive Line/Ends.....	2014		Special Teams.....	1972
		Defensive Ends.....	2015	G		
		Asst. Coach/Special Projects.....	2016-17	Garrett, Jason.....	Offensive Coordinator.....	2007
		Linebackers.....	2018-19		Asst. Head Coach/Off. Coordinator.....	2008-10
	Boller, Craig.....	Defensive Tackles.....	1996-97	Garrett, John.....	Tight Ends.....	2007-10
	Boniol, Chris.....	Asst. Special Teams/Kickers.....	2011-13		Tight Ends/Pass Game Coordinator.....	2011-12
	Borgonzi, Dave.....	Offensive/Defensive Assistant.....	2012-13	Garrett, Judd.....	Dir. Advance Scouting Asst. WR.....	2019
	Bowles, Todd.....	Secondary.....	2005-07	Geis, Wayne "Buddy".....	Quarterbacks.....	1998-99
	Brodsky, Joe.....	Running Backs.....	1989-97		Offensive Nickel Package.....	2000
	Brown, Gary.....	Running Backs.....	2013-19	Gibbs, Gary.....	Linebackers.....	2002-05
	Brown, Stephen.....	Offensive Assistant/Running Backs.....	2016-19	Gillman, Sid.....	Special Assistant.....	1972
	Brown, Vincent.....	Inside Linebackers.....	2006	Grantham, Todd.....	Defensive Line.....	2008-09
C				H		
	Callahan, Bill.....	Offensive Coordinator/		Hackett, Paul.....	Offensive Coordinator/	
		Offensive Line.....	2012-14		Quarterbacks/Receivers.....	1986
	Campo, Dave.....	Defensive Assistant.....	1989-90		Offensive Coordinator/	
		Defensive Backs.....	1991-94		Quarterbacks.....	1987-88
		Defensive Coordinator.....	1995-99	Haley, Todd.....	Receivers.....	2004-05
		Secondary.....	2008-11		Receivers/Pass Game Coordinator.....	2006
	Carberry, Kevin.....	Offensive Assistant.....	2014-15	Hall, Galen.....	Running Backs.....	2002
	Carthon, Maurice.....	Offensive Coordinator/		Hart, Tommy.....	Defensive Ends.....	1996-97
		Running Backs.....	2003-04	Henderson, Jerome.....	Secondary.....	2012-15
	Chandler, Wes.....	Receivers.....	2000-02	Herring, Reggie.....	Linebackers.....	2008-10
	Colman, Doug.....	Assistant Special Teams.....	2018	Hickey, Howard (Red).....	Offensive Ends.....	1964-65

Hoffman, Steve..... Kickers/Quality Control 1989-04
 Houck, Hudson Offensive Line 1993-01, 2008-10
 Offensive Line/Run Game Coordinator 2011
 Hughes, Ed..... Offensive Backfield 1973-74, 1976
 Quarterbacks/Receivers 1975

J
 Jackson, Greg Safeties 2016-19
 Jeffcoat, Jim..... Defensive Line Assistant 1998-99
 Defensive Ends 2000-04
 Juraszek, Joe..... Strength and Conditioning..... 1997-10

K
 Kiffin, Monte Defensive Coordinator 2013-14
 Kitchens, Freddie Tight Ends 2006
 King, Bobby Asst. Linebackers/Def. Qual. Control 2010
 Kita, Jon Quarterbacks 2019
 Kleffner, Adam..... Assistant Offensive Line..... 2019

L
 Lal, Sanjay Wide Receivers 2018-19
 Lavan, Al Running Backs 1980-88
 Lee, David Offensive Assistant 2003-04, 2006
 Quarterbacks 2005
 Lett, Leon..... Asst. Defensive Line 2011-13
 Assistant Defensive Line/Tackles 2014
 Defensive Tackles 2015-19
 Linehan, Scott Passing Game Coordinator 2014
 Offensive Coordinator 2015-18
 Loney, Steve..... Assistant Offensive Line..... 2015
 Senior Offensive Assistant 2016
 Tight Ends 2017
 Lowry, Alan Special Teams 1982-86
 Receivers 1987-88
 Special Teams/Tight Ends 1989
 Tight Ends 1990
 Lynn, Anthony Running Backs 2005-06

M
 MacIntyre, Mike Assistant Secondary 2003-06
 Mackovic, John Quarterbacks 1981-82
 Marinelli, Rod Defensive Line 2013
 Defensive Coordinator/DL 2014-19
 Maxie, Brett..... Assistant Secondary 2008
 Secondary/Safeties 2010
 Secondary 2011
 McNulty, John Wide Receivers 2003
 Meeks, Ron Defensive Assistant 1991
 Miles, Les Tight Ends 1998-00
 Moore, Kellen Quarterbacks 2018
 Offensive Coordinator 2019
 Myers, Jim Offensive Line 1962-72
 Offensive Coordinator 1973-74
 Offensive Coordinator/
 Offensive Line 1975-76
 Assistant Head Coach/
 Offensive Line 1977-86

N
 Nguyen, Dat Asst. Linebackers/Def. Asst. 2007-09
 Nolan, Dick Defensive Backfield..... 1962-67
 Receivers 1982-85
 Defensive Backs..... 1986-90
 Nussmeier, Doug..... Tight Ends..... 2018-19

O
 O'Quinn, Keith..... Off. Asst./Off. Qual. Control 2010
 Off. Qual. Control/Wide Receivers 2011-13
 Assistant Special Teams..... 2014-17
 Special Teams Coordinator 2018-19

P
 Painter, Dwain Receivers 1998-99
 Palmer, Chris Quarterbacks 2006
 Pasqualoni, Paul Tight Ends..... 2005
 Linebackers 2006-07
 Defensive Line 2010
 Patterson, Andre..... Defensive Tackles 2000-02
 Paul, Markus..... Strength and Conditioning..... 2018-19

Payton, Sean Assistant Head Coach/
 Quarterbacks 2003-04
 Assistant Head Coach/
 Passing Game Coordinator 2005
 Peete, Skip Running Backs 2007-12
 Pendergast, Clancy... Defensive Assistant/
 Quality Control 1996-99
 Defensive Nickel Package 2000
 Defensive Backs 2001-02
 Phillips, Wes Quality Control/Off. Asst. 2007-10
 Assistant Offensive Line..... 2011-12
 Tight Ends 2013
 Polk, Carlos Assistant Special Teams..... 2019
 Pollack, Frank Asst. Offensive Line 2013-14
 Offensive Line 2015-17
 Pope, Michael Tight Ends 2014-16

R
 Read, Bruce Special Teams 2007-08
 Reeves, Dan Offensive Backfield 1970-72, 1975
 Special Teams Coach 1974
 Quarterbacks/Receivers 1976
 Offensive Coordinator/
 Offensive Backs 1977-79
 Offensive Coordinator/
 Quarterbacks/Receivers 1980
 Reilly, Jack Quarterbacks 1997
 Offensive Coordinator 2000-01
 Renfro, Ray Passing Offense 1968-72
 Rhome, Jerry Quarterbacks 1989
 Richard, Kris Passing Game Coordinator/DBs 2018-19
 Robinson, Jimmy Asst. Head Coach/
 Wide Receivers 2011-12
 Robinson, Tommie... Offensive Assistant 1998-99
 Special Teams Assistant..... 2000
 Rodgers, Kacy Defensive Tackles..... 2003-04
 Defensive Line 2005-07
 Roy, Alvin Strength and Conditioning..... 1973-75
 Ryan, Rob Defensive Coordinator 2011-12

S
 Seamon, Greg Tight Ends..... 2002
 Shelton, Clarence... Running Backs 1998-01
 Sherman, Ray Wide Receivers 2007-10
 Shofner, Jim Quarterbacks 1983-85
 Shula, Dave Offensive Coordinator 1989
 Offensive Coordinator/
 Quarterbacks 1990
 Slowik, Bob Defensive Assistant 1992
 Smith, Glenn Offensive Assistant 2000-01
 Smith, Kendall..... Asst. Strength and Conditioning 2013-19
 Solari, Mike Special Teams 1987-88
 Sparano, Tony Tight Ends 2003-04
 Offensive Line/
 Running Game Coordinator 2005-06
 Asst. Head Coach/Off. Line 2007
 Stallings, Gene..... Defensive Backfield Coach..... 1972-85
 Stautner, Ernie..... Defensive Line 1966-72
 Defensive Coordinator 1973-74
 Defensive Coordinator/
 Defensive Line 1975-88
 Stewart, Brian..... Defensive Coordinator 2007-08

T
 Tubbs, Jerry Linebackers 1966-88
 Turner, Norv Offensive Coordinator/
 Quarterbacks 1991-93

V
 Valero, Kyle..... Assistant Wide Receivers 2014-18
 Assistant Tight Ends 2019
 Verducci, Frank Offensive Line 2002

W
 Wannstedt, Dave Defensive Coordinator/
 Linebackers 1989-92
 Ward, Bob Strength and Conditioning..... 1976-89

Warhop, George.....	Offensive Line.....	2003-04
West, Turner.....	Defensive Assistant.....	2014-16
Williams, Walt.....	Asst. Strength and Conditioning.....	2011-12
Wilson, Wade.....	Quarterbacks.....	2000-02, 2007-17
Wise, Tony.....	Offensive Line.....	1989-92
Woick, Mike.....	Strength and Conditioning.....	1990-96, 2011-19

Z

Zampese, Ernie.....	Offensive Coordinator.....	1994-97
Zimmer, Mike.....	Defensive Assistant.....	1994
	Defensive Backs.....	1995-99
	Defensive Coordinator.....	2000-06

PLAYERS

A

50	Abrams, Bobby , LB, Michigan, 1992-93
21	Adams, David , RB, Arizona, 1987
76	Adams, Flozell , G/T, Michigan State, 1998-09
51/53	Adams, Keith , LB, Clemson, 2001-02
24	Adams, Vashone , S, Eastern Michigan, 1999
26	Adderley, Herb , CB, Michigan State, 1970-72
23	Adkins, Margene , WR, Henderson J.C., 1970-71
34	Agee, Tommie , FB, Auburn, 1990-94
23	Agnew, Vince , CB, Central Michigan, 2012
8	Aikman, Troy , QB, UCLA, 1989-00
2	Akins, Chris , S, Arkansas-Pine Bluff, 1999-00
55	Albright, Alex , LB, Boston College, 2011-12
37	Albritton, Vince , S/LB, Washington, 1984-91
86	Alexander, Ray , WR, Florida A&M, 1988-89
63	Alford, Darnell , T, Boston College, 2002
31	Allen, Gary , RB, Hawaii, 1983-84
73	Allen, Larry , G/T, Sonoma State, 1994-05
26	Allen, Will , S, Ohio State, 2013
19	Alworth, Lance , WR, Arkansas, 1971-72
96	Anderson, Antonio , DT, Syracuse, 1997-98
34	Anderson, Deon , FB, Connecticut, 2007-10
58	Anderson, James , LB, Virginia Tech, 2014
20	Anderson, Richie , FB, Penn State, 2003-04
66	Andrie, George , DE, Marquette, 1962-72
81	Ankrom, Scott , WR, Texas Christian, 1989
62	Arkin, David , G, Missouri State, 2011-13
13	Armstrong, Anthony , WR, West Texas A&M, 2012
92	Armstrong, Dorance , DE, Kansas, 2018-19
10/35	Armstrong, Jimmy , DB, Appalachian State, 1987
41	Armstrong, Ray-Ray , LB, Miami, 2019
81	Armstrong, Tyji , TE, Mississippi, 1996
64	Arneson, Jim , C/G, Arizona, 1973-74
76	Ash, Richard , DE, Western Michigan, 2016
78	Asher, Bob , T, Vanderbilt, 1970
76	Aughtman, Dowe , OL, Auburn, 1984
90	Austin, Marvin , DT, North Carolina, 2013
14/19	Austin, Miles , WR, Monmouth University, 2006-13
10	Austin, Tavon , WR, West Virginia, 2018-19
89	Awalt, Rob , TE, San Diego St., 1990-91
24/33	Awuzie, Chidobe , CB, Colorado, 2017-19
50/51	Ayodele, Akin , LB, Purdue, 2006-07
92	Ayodele, Remi , NT, Oklahoma, 2007

B

33	Babb, Gene , LB/RB, Austin College, 1960-61
5	Babinecz, John , LB, Villanova, 1972-73
53	Bailey, Dan , K, Oklahoma State, 2011-17
23	Bailey, Robert , CB, Miami, Fla., 1995
66	Baker, Jesse , DE, Jacksonville State, 1986
10	Baker, Jon , K, Arizona State, 1995
38	Baker, Sam , P/K, Oregon State, 1962-63
62	Baldinger, Brian , OL, Duke, 1982-84, 1986-87
20	Bail, Alan , CB, Illinois, 2007-11
87	Barks, Gordon , WR, Stanford, 1985-87
24	Barber III, Marion , RB, Minnesota, 2005-10
80	Barksdale, Rod , WR, Arizona, 1987
31	Barnes, Benny , DB, Stanford, 1972-82
36	Barnes, Darian , FB, Hampton, 2004
80	Barnes, Gary , WR, Clemson, 1963
56	Barnes, Reggie , LB, Oklahoma, 1995
56	Barnes, Rodrigo , LB, Rice, 1973-74
71	Barron, Alex , T, Florida State, 2010
48	Barrow, Michael , LB, Miami, Fla., 2005
79	Bass, Ben , DT, Texas A&M, 2012-13
81	Bateman, Marv , P, Utah, 1972-74
40	Bates, Bill , S, Tennessee, 1983-97

29	Bates, Michael , WR/KR, Arizona, 2003
68	Batiste, Michael , DT/G, Tulane, 1995
35	Battle, Tra , CB, Georgia, 2008
46	Baynham, Craig , RB, Georgia Tech, 1967-69
11	Beasley, Cole , WR, Southern Methodist, 2012-18
11	Belden, Bob , QB, Notre Dame, 1969-70
75	Bell, Byron , T, New Mexico, 2017
33	Bell, Jason , CB, UCLA, 2001
68	Benenoch, Caleb , G, UCLA, 2019
80	Bennett, Martellus , TE, Texas A&M, 2008-11
79	Bennett, Michael , DL, Texas A&M, 2019
91	Benson, Darren , DT, Trinity Valley C.C., 1995-98
23	Benwikere, Bené , CB, San Jose State, 2017
20	Bercich, Bob , S, Michigan State, 1960-61
67	Berger, Joe , G, Michigan Tech, 2006-08
73	Bernadeau, Mackenzy , G, Bentley, 2012-15
76	Bethea, Larry , DL, Michigan State, 1978-83
7	Beuerlein, Steve , QB, Notre Dame, 1991-92
46	Bickerstaff, Erik , RB, Wisconsin, 2003
36	Bielski, Dick , TE, Maryland, 1960-61
29	Billups, Terry , CB, North Carolina, 1998
44	Bishop, Don , CB, CCLA, 1960-65
66	Bishop, Ken , NT, Northern Illinois, 2014-15
86	Bjornson, Eric , TE, Washington, 1995-99
24	Blackwell, Alois , RB, Houston, 1978-79
89	Blackwell, Kelly , TE, Texas Christian, 1993
99	Blade, Willie , DT, Mississippi State, 2003
46	Blake, Ricky , RB, Alabama A&M, 1991
11	Bledsoe, Drew , QB, Washington State, 2005-06
28	Blount, Alvin , RB, Maryland, 1987
79	Boatright, Kenneth , DE, Southern Illinois, 2014
68	Boeke, Jim , T, Heidelberg, 1964-67
5	Bollinger, Brooks , QB, Wisconsin, 2008
18	Boniol, Chris , K, Louisiana Tech, 1994-96
87	Borden, Nate , DE, Indiana, 1960-61
84	Borresen, Rich , TE, Northwestern, 1987
58	Bosworth, Kyle , LB, UCLA, 2013
58	Bowden, Joe , LB, Oklahoma, 2000
72	Bowen, Stephen , DE, Hofstra, 2006-10
51	Braatz, Tom , LB, Marquette, 1960
77	Bradfute, Byron , T, Southern Mississippi, 1960-61
1	Brady, Kerry , K, Hawaii, 1987
82/85	Brazzell, Chris , WR, Angelo State, 1999-00
92	Brent, Josh , NT, Illinois, 2010-12, 2014
53	Breunig, Bob , LB, Arizona State, 1975-84
79	Brewster, Robert , T, Ball State, 2009-10
21/23	Brice, Alundis , CB, Mississippi, 1995-96
43	Briggs, Greg , S, Texas Southern, 1995
63	Brinkley, Lester , DL, Mississippi, 1990
36	Brinson, Larry , RB, Florida, 1977-79
77	Brock, Clyde , DT, Utah State, 1962-63
51	Brooking, Keith , LB, Georgia Tech, 2009-11
70	Brooks, Ethan , T, Williams College, 2005
50	Brooks, Jamal , LB, Hampton, 2001-03
92	Brooks, Jermaine , DT, Arkansas, 2003
99	Brooks, Kevin , DT, Michigan, 1985-88
44	Brooks, Michael , S, No. Carolina St., 1990
62	Brotzki, Bob , T, Syracuse, 1988
79	Broughton, Willie , DT, Miami, Fla., 1989-90
79	Brown, Anthony , CB, Purdue, 2016-19
78	Brown, Charles , T, Southern California, 2013
27	Brown, Courtney , S, Cal Poly, 2007-08
33	Brown, Eric , DB, Savannah State, 1989
71	Brown, Everette , DE, Florida State, 2013
59	Brown, Guy , LB, Houston, 1977-82
2	Brown, Kris , K, Nebraska, 2010
24/34	Brown, Larry , CB, Texas Christian, 1991-95, 1998

85 **Brown, Noah**, WR, Ohio State, 2017-19
 31 **Brown, Otto**, DB, Prairie View, 1969
 59/50 **Brownlow, Darrick**, LB, Illinois, 1991, 1994
 88 **Bryant, Antonio**, WR, Pittsburgh, 2002-04
 88 **Bryant, Dez**, WR, Oklahoma State, 2010-17
 83 **Bryant, Ventell**, WR, Temple, 2019
 60 **Brymer, Chris**, C/G, Southern Cal, 1999
 18 **Buehler, David**, K, Southern Cal, 2009-11
 22 **Bullocks, Amos**, RB, Southern Illinois, 1962-64
 15/89/82 **Burbage, Cornell**, WR, Kentucky, 1987-89
 60 **Burkert, Jackie**, LB, Auburn, 1968-69
 57 **Burnett, Kevin**, LB, Tennessee, 2005-08
 73 **Burnette, Dave**, T, Central Arkansas, 1987
 33 **Burton, Deante**, CB, Kansas State, 2019
 57 **Burton, Ron**, LB, North Carolina, 1987-89
 22 **Butler, Bill**, S, Tenn. Chattanooga, 1960
 19 **Butler, Brice**, WR, San Diego State, 2015-17, 2018
 31 **Butler, Mario**, CB, Georgia Tech, 2012
 36 **Butler, Quincy**, S, Texas Christian, 2006, 2008
 57 **Butler, Victor**, LB, Oregon State, 2009-12

C

60 **Caffey, Lee Roy**, LB, Texas A&M, 1971
 72 **Callaway, Robert**, DT, Saginaw Valley, 2012
 86 **Campbell, Dan**, TE, Texas A&M, 2003-05
 20 **Campbell, Ibraheim**, S, Northwestern, 2018
 57 **Campos, Alan**, LB, Louisville, 1996
 52 **Cannon, Billy**, LB, Texas A&M, 1984
 10 **Cantrell, Barry**, P, Fordham, 2000
 99 **Canty, Chris**, DE, Virginia, 2005-08
 59 **Capone, Warren**, LB, Louisiana State, 1975
 18 **Carano, Glenn**, QB, Nevada-Las Vegas, 1977-83
 17 **Carmichael, Harold**, WR, Southern, 1984
 54 **Carpenter, Bobby**, LB, Ohio State, 2006-09
 39 **Carr, Brandon**, CB, Grand Valley State, 2012-16
 10 **Carrell, Duane**, P, Florida State, 1974
 24 **Carroll, Nolan**, CB, Maryland, 2017
 91 **Carson, Leonardo**, DT, Auburn, 2003-04
 54 **Carter, Bruce**, LB, North Carolina, 2011-14
 92 **Carter, David**, DT, North Carolina, 2013
 75 **Carter, Jon**, DT, Pittsburgh, 1989
 17 **Carter, Quincy**, QB, Georgia, 2001-03
 96/98 **Carver, Shante**, DE, Arizona State, 1994-97
 25 **Case, Scott**, S, Oklahoma, 1995
 75 **Casillas, Tony**, DT, Oklahoma, 1991-93, 1996-97
 23 **Cason, Avelino**, RB, Illinois State, 2003
 16 **Cassel, Matt**, QB, Southern California, 2015
 54 **Caver, Quinton**, LB, Arkansas, 2005
 54 **Cerqua, Marc**, LB, Carson-Newman, 2001
 79 **Cesario, Sal**, G, Cal. Poly SLO, 1987
 35 **Chancey, Robert**, RB, no college, 1999
 86 **Chandler, Scott**, TE, Iowa, 2010
 85/89 **Chandler, Thornton**, TE, Alabama, 1986-89
 45 **Chapas, Shaun**, FB, Georgia, 2011
 97 **Charlton, Taco**, DE, Ohio State, 2017-19
 72 **Cheek, Louis**, OL, Texas A&M, 1990
 95 **Chervier, Randy**, DT, McGill, 2001
 85 **Chiaverini, Darrin**, WR, Colorado, 2001
 72 **Childress, Ray**, DT, Texas A&M, 1996
 23 **Choice, Tashard**, RB, Georgia Tech, 2008-11
 46 **Chunn, Jordan**, RB, Troy, 2019
 42 **Church, Barry**, S, Toledo, 2010-16
 77 **Cisowski, Steve**, T, Santa Clara, 1987
 42 **Clack, Darryl**, RB, Arizona State, 1986-89
 24 **Claiborne, Morris**, CB, Louisiana State, 2012-16
 73 **Clark, Jeremy**, DE, Alabama, 2010
 83/17 **Clark, Mike**, K, Texas A&M, 1968-71, 1973
 73 **Clark, Monte**, T, Southern California, 1962
 37 **Clark, Phil**, DB, Northwestern, 1967-69
 82 **Clarke, Frank**, TE/WR, Colorado, 1960-67
 83 **Clay, Hayward**, TE, Texas A&M, 1998-99
 95 **Claybrooks, DeVone**, DT, East Carolina, 2004
 63 **Clary, Emmett**, T, Boston College, 2016
 47 **Clinkscale, Dexter**, S, South Carolina State, 1980, 1982-85
 44 **Clutts, Tyler**, FB, Fresno State, 2013-15
 52 **Coakley, Dexter**, LB, Appalachian State, 1997-04
 59 **Cobb, Garry**, LB, Southern California, 1988-89

18 **Cobb, Randall**, WR, Kentucky, 2019
 87 **Cochart, Colin**, TE, South Dakota State, 2012
 20 **Coe, Michael**, CB, Alabama State, 2012
 92 **Cohen, London**, DT, Ohio, 2013
 63 **Cole, Larry**, DL, Hawaii, 1968-80
 30 **Coleman, Alonzo**, RB, Hampton, 2008
 41 **Coleman, Anthony**, DB, Baylor, 1987
 60 **Coleman, Davon**, DT, Arizona State, 2014-15
 93/99 **Coleman, Kenyon**, DE, UCLA, 2003-06, 2011-12
 44 **Coleman, Lincoln**, RB, Baylor, 1993-94
 32 **Coleman, Marcus**, S, Texas Tech, 2006
 86 **Coleman, Ralph**, LB, North Carolina A&T, 1972
 10 **Collier, Reggie**, QB, Southern Mississippi, 1986
 70 **Collins, Javier**, DT/T, Northwestern, 2001-03
 71 **Collins, La'el**, G/T, Louisiana State, 2015-19
 96 **Collins, Maliek**, DT, Nebraska, 2016-19
 75 **Colombo, Marc**, T, Boston College, 2005-10
 77 **Colvin, Jim**, DT, Houston, 1964-66
 61 **Conaty, Bill**, C, Virginia Tech, 2003
 46 **Condo, Jon**, LS, Maryland, 2005
 31 **Cone, Fred**, K, Clemson, 1960
 54/53 **Connelly, Mike**, C, Utah State, 1960-67
 52 **Connor, Dan**, LB, Penn State, 2012
 40 **Conrad, Bobby Joe**, WR, Texas A&M, 1969
 63 **Cook, Ryan**, G/C, New Mexico, 2012-13
 19 **Cooper, Amari**, WR, Alabama, 2018-19
 94 **Cooper, Chris**, DT, Nebraska-Omaha, 2004
 61 **Cooper, Jim**, OL, Temple, 1977-86
 64 **Cooper, Jonathan**, G, North Carolina, 2017
 93 **Cooper, Reggie**, LB, Nebraska, 1991
 18 **Copper, Terrance**, WR, East Carolina, 2004-05
 68 **Cornish, Frank**, C, UCLA, 1992-94
 85 **Cornwell, Fred**, TE, Southern California, 1984-85
 2 **Cortez, Jose**, K, Oregon State, 2005
 57 **Coryatt, Quentin**, LB, Texas A&M, 1999
 84 **Cosbie, Doug**, TE, Santa Clara, 1979-88
 67 **Costa, Phil**, C, Maryland, 2010-13
 44/81 **Courville, Vince**, WR, Rice, 1987
 95 **Covington, Chris**, LB, Indiana, 2018-19
 95 **Covington, Christian**, DT, Rice, 2019
 84 **Crayton, Patrick**, WR, Northwestern Oklahoma, 2004-09
 58 **Crawford, Jack**, DE, Penn State, 2014-16
 70/98 **Crawford, Tyrone**, DT, Boise State, 2012-19
 90 **Crockett, Willis**, LB, Georgia Tech, 1990
 32 **Crockett, Zack**, RB, Florida State, 2007
 85 **Cronin, Gene**, LB, Pacific, 1960
 54 **Cummings, Kenwin**, LB, Wingate, 2010
 3 **Cundiff, Billy**, K, Drake, 2002-05
 7 **Cunningham, Randall**, QB, Nevada-Las Vegas, 2000
 3 **Cunningham, Richie**, K, SW Louisiana, 1997-99
 89 **Curtis, Tony**, TE, Portland State, 2006-08
 62 **Cvercko, Andy**, G, Northwestern, 1961-62

D

81 **Daniel, Tim**, WR, Florida A&M, 1993
 45/21 **Daniels, Dick**, S, Pacific, Ore., 1966-68
 29 **Dantzler, Woodrow**, RB, Clemson, 2002
 87 **Davis, Billy**, WR, Pittsburgh, 1995-98
 89 **Davis, Donnie**, WR, Southern, 1962
 40/29 **Davis, Keith**, S, Sam Houston, 2002, 2004-08
 57 **Davis, Kyle**, C, Oklahoma, 1975
 70 **Davis, Leonard**, G, Texas, 2007-10
 77/99 **Davis, Nathan**, DT, Indiana, 1998-99
 75 **Davis, Ryan**, DE, Bethune-Cookman, 2016
 88 **Davis, Sonny**, LB, Baylor, 1961
 35 **Davis, Wendell**, CB, Oklahoma, 1996-99
 26 **Dawson, Andrew**, CB, Kansas, 2003
 90 **Dawkins, Everett**, DT, Florida State, 2013
 49 **Dean, Kent**, TE, Kansas State, 1988
 34 **Decoud, Treston**, CB, Oregon State, 2018
 55 **Del Rio, Jack**, LB, Southern California, 1989-91
 41 **Dennis, Pat**, CB, Louisiana-Monroe, 2001
 21 **Dennison, Doug**, RB, Kutztown State, 1974-78
 55 **DeOssie, Steve**, LB, Boston College, 1984-88
 83 **Deters, Harold**, K, No. Carolina State, 1967
 26 **Dial, Buddy**, WR, Rice, 1964-66
 64 **Diaz, Jorge**, G, Texas A&M-Kingsville, 2000

51 **Dickerson, Anthony**, LB, Southern Methodist, 1980-84
 71 **Dickson, Paul**, T, Baylor, 1960
 76 **Diehl, John**, DT, Virginia, 1965
 63 **DiNapoli, Gennaro**, C, Virginia Tech, 2003
 89 **Ditka, Mike**, TE, Pittsburgh, 1969-72
 86/21 **Dixon, James**, WR/RB, Houston, 1989-91
 24/25 **Dixon, Tony**, S, Alabama, 2001-05
 56 **Dobbins, Tim**, LB, Iowa State, 2014
 75/76 **Dockery, Derrick**, G, Texas, 2011-12
 34 **Doelling, Fred**, S, Pennsylvania, 1960
 53 **Donaldson, Ray**, C, Georgia, 1995-96
 63 **Donley, Doug**, WR, Ohio State, 1981-84
 82 **Donohue, Leon**, G, Cal. State San Jose, 1965-67
 67 **Donovan, Pat**, T, Stanford, 1975-83
 83 **Doran, Jim**, WR, Iowa State, 1960-61
 33 **Dorsett, Tony**, RB, Pittsburgh, 1977-87
 79 **Dorsey, Char-ron**, T, Florida State, 2001-02
 34 **Douglas, Merrill**, RB, Utah, 1961
 30 **Dowdle, Mike**, RB/LB, Texas, 1960-62
 26 **Downs, Michael**, S, Rice, 1981-88
 86 **Duckett, Kenny**, WR, Wake Forest, 1985
 89 **Dugan, Fred**, WR, Dayton, 1960
 52 **Duliban, Chris**, LB, Texas, 1987
 25 **Dunbar, Lance**, RB, North Texas, 2012-16
 37 **Dunn, Perry Lee**, RB, Mississippi, 1964-65
 45 **Dupre, L.G.**, RB, Baylor, 1960-61
 89 **DuPre, Billy Joe**, TE, Michigan State, 1973-83
 52 **Durant, Justin**, LB, Hampton, 2013-14, 2016-17
 78 **Dutton, John**, DL, Nebraska, 1979-86
 71 **Dwyer, Mike**, DT, Massachusetts, 1987

E

42 **Easmon, Ricky**, DB, Florida, 1985
 79/77 **East, Ron**, DT, Montana State, 1967-70
 99 **Eaton, Chad**, DT, Washington State, 2004
 52 **Edwards, Dave**, LB, Auburn, 1963-75
 58 **Edwards, Dixon**, LB, Michigan State, 1991-95
 78 **Edwards, Kadeem**, T, Tennessee State, 2017-18
 81/87 **Edwards, Kelvin**, WR, Liberty, 1987-88
 95 **Edwards, Lavar**, DE, Louisiana State, 2014
 27 **Edwards, Mario**, CB, Florida State, 2000-03
 79 **Ehinger, Parker**, G, Cincinnati, 2018
 52 **Eidson, Jim**, G/C, Mississippi State, 1976
 96 **Ekuban, Ebenezer**, DE, North Carolina, 1999-03
 37/26 **Elam, Abram**, S, Kent State, 2006, 2011
 53 **Elam, Onzy**, LB, Tennessee State, 1989
 21 **Elliott, Ezekiel**, RB, Ohio State, 2016-19
 5 **Elliott, Jayrone**, LB, Toledo, 2017
 2 **Elliott, Lin**, K, Texas Tech, 1992-93
 98 **Ellis, Greg**, DE/LB, North Carolina, 1998-08
 89 **Escobar, Gavin**, TE, San Diego State, 2013-16
 92 **Evans, Demetric**, DE, Georgia, 2001-02
 31/27 **Everett, Thomas**, S, Baylor, 1992-93

F

69 **Fabini, Jason**, T, Cincinnati, 2006
 63 **Falls, Mike**, G, Minnesota, 1960-61
 80 **Fasano, Anthony**, TE, Notre Dame, 2006-07
 27 **Fellows, Ron**, CB, Missouri, 1981-86
 95 **Ferguson, Jason**, DT, Georgia, 2005-07
 24 **Fiammetta, Tony**, FB, Syracuse, 2011
 54 **Fieldings, Anthony**, LB, Morningside College, 1995
 97 **Fields, Aaron**, DE, Troy State, 2000
 10 **Filipovic, Filip**, P, South Dakota, 2002
 46 **Fishback, Joe**, S, Carson-Newman, 1993-94
 73 **Fisher, Ray**, T, Eastern Illinois, 1960
 62 **Fitzgerald, John**, C, Boston College, 1971-80
 55 **Flaherty, Harry**, LB, Holy Cross, 1987-88
 63 **Flannery, John**, G, Syracuse, 1996-97
 75 **Fleming, Cameron**, T, Stanford, 2018-19
 82 **Fleming, Cory**, WR, Tennessee, 1994-95
 4 **Flowers, Richmond**, S, Tennessee, 1969-71
 6 **Folk, Nick**, K, Arizona, 2007-09
 80/83 **Folkins, Lee**, TE, Washington, 1962-64
 65 **Folsom, Steve**, TE, Utah, 1987-90
 80 **Fontenot, Chris**, TE, McNeese State, 2000
 3 **Forbath, Kai**, K, UCLA, 2019

80 **Ford, Bernard**, WR, Central Florida, 1989
 55 **Fowler, Ryan**, LB, Duke, 2004-06
 46 **Fowler, Todd**, FB, Stephen F. Austin, 1985-88
 27 **Frankton, Eric**, S, Washington State, 2012
 38 **Francis, Ron**, CB, Baylor, 1987-90
 32 **Franchhauser, Tom**, CB, Purdue, 1960-61
 76 **Frank, Bill**, T, Colorado, 1964
 23 **Frazier, Derrick**, CB, Texas A&M, 1996
 35 **Frazier, Kavon**, S, Central Michigan, 2016-19
 30 **Frazier, Lance**, CB, West Virginia, 2004
 71 **Frederick, Andy**, T, New Mexico, 1977-81
 72 **Frederick, Travis**, C, Wisconsin, 2013-19
 68 **Free, Doug**, T, Northern Illinois, 2007-16
 69/66 **Fricke, Ben**, G/C, Houston, 1999-01
 90 **Frisch, Byron**, DE, BYU, 2001
 15 **Fritsch, Toni**, K, Vienna, Austria, 1971-73, 1975
 79 **Frost, Ken**, DT, Kentucky, 1961-62
 75 **Fry, Bob**, T, Kentucky, 1960-64
 84 **Fugett, Jean**, TE, Amherst, 1972-75
 50 **Fujita, Scott**, LB, California, 2005

G

52 **Gachkar, Andrew**, LB, Missouri, 2015-16
 80 **Gadsden, Oronde**, WR, Winston-Salem, 1995
 27 **Gaechter, Mike**, S, Oregon, 1962-69
 39 **Gainer, Derrick**, RB, Florida A&M, 1992-93
 89 **Galbraith, Scott**, TE, Southern California, 1993-94, 1997
 84 **Galloway, Joey**, WR, Ohio State, 2000-03
 13 **Gallup, Michael**, WR, Colorado State, 2018-19
 29 **Gant, Kenneth**, CB, Albany St., 1990-94
 63 **Gardner, Ben**, DE, Stanford, 2014
 61 **Garmon, Kelvin**, G, Baylor, 2000-02
 37 **Garrett, Jason**, QB, Princeton, 1993-99
 12 **Garrison, Walt**, RB, Oklahoma State, 1966-74
 80 **Gathers, Rico**, TE, Baylor, 2018
 80 **Gay, Everett**, WR, Texas, 1988
 66/96 **Geathers, Clifford**, DE, South Carolina, 2010-11
 35 **Gent, Pete**, WR/TE, Michigan State, 1964-68
 27 **George, Eddie**, RB, Ohio State, 2004
 67/63 **Gesek, John**, G, Cal. St.-Sacramento, 1990-93
 11 **Gibbs, Sonny**, QB, Texas Christian, 1963
 63 **Gibson, Aaron**, T, Wisconsin, 2001-02
 57 **Gifford, Luke**, LB, Nebraska, 2019
 26 **Glenn, Aaron**, CB, Texas A&M, 2005-06
 83 **Glenn, Terry**, WR, Ohio State, 2003-07
 97 **Glover, La'Roi**, DT, San Diego State, 2002-05
 78 **Glymph, Junior**, DE, Carson-Newman, 2005-06
 56 **Godfrey, Randall**, LB, Georgia, 1996-99
 66 **Gogan, Kevin**, T, Washington, 1987-93
 7 **Gonzaga, John**, DE, No college, 1960
 9 **Gonzalez, Daniel**, QB, East Carolina, 1998
 83 **Gonzalez, Leon**, WR, Bethune, Cookman, 1985
 23 **Goodrich, Dwayne**, CB, Tennessee, 2000-02
 29 **Goodwin, C.J.**, CB, California (PA), 2018-19
 27 **Gordon, Cletis**, CB, Jackson State, 2009
 44 **Gowdy, Cornell**, DB, Morgan State, 1986
 4 **Gowin, Toby**, P, North Texas, 1997-99, 2003
 7 **Gramatica, Martin**, K, Kansas State, 2006
 71 **Granger, Charley**, T, Southern, 1961
 28 **Granger, Norm**, RB, Iowa, 1984
 56 **Grant, Orantes**, LB, Georgia, 2000-01
 58 **Grau, Jeff**, LS, UCLA, 2002
 29/48 **Green, Alex**, CB, Indiana, 1987
 61 **Green, Allen**, P/K, Mississippi, 1961
 79 **Green, Chaz**, OL, Florida, 2015-17
 34 **Green, Cornell**, DB, Utah State, 1962-74
 10 **Green, Skyler**, WR, Louisiana State, 2006
 33 **Greenwood, Chris**, CB, Albion College, 2013
 79 **Gregg, Forrest**, G/T, Southern Methodist, 1971
 77 **Gregory, Bill**, DL, Wisconsin, 1971-77
 21 **Gregory, Glynn**, WR/DB, Southern Methodist, 1961-62
 94 **Gregory, Randy**, DE, Nebraska, 2015-16, 2018
 14 **Greisen, Chris**, QB, Northwest Missouri State, 2010, 2011
 64 **Gronkowski, Chris**, FB, Arizona, 2010
 44 **Grottkau, Bob**, G, Oregon, 1961
 65 **Gurode, Andre**, G/C, Colorado, 2002-10
 60 **Guy, Buzz**, G, Duke, 1960

H

- 64 **Hagen, Halvor**, C/G, Weber State, 1969-70
 94 **Haley, Charles**, DE, James Madison, 1992-96
 38 **Hall, Chris**, S, East Carolina, 1993
 55 **Hall, Lemanski**, LB, Alabama, 1999
 54 **Hambrick, Darren**, LB, South Carolina, 1998-01
 35/42 **Hambrick, Troy**, RB, Savannah State, 2000-03
 60 **Hamel, Dean**, DT, Tulsa, 1989-90
 23 **Hamilton, Jakar**, S, South Carolina State, 2013-14
 79 **Hamilton, Justin**, DT, Louisiana, 2019
 26 **Hamlin, Ken**, S, Arkansas, 2007-09
 36 **Hamlin, Michael**, S, Clemson, 2009-10
 84 **Hanna, James**, TE, Oklahoma, 2012-17
 44 **Hannah, Rodney**, TE, Houston, 2008
 86 **Hannam, Ryan**, TE, Northern Iowa, 2006
 52 **Hansen, Wayne**, LB, Texas Wesleyan, 1960
 54 **Hardy, Darryl**, LB, Tennessee, 1995, 1997
 76 **Hardy, Greg**, DE, Mississippi, 2015
 51 **Hardy, Kevin**, LB, Illinois, 2002
 80/82 **Harper, Alvin**, WR, Tennessee, 1991-94, 1999
 50 **Harper, Dave**, LB, Humboldt State, 1990
 24 **Harper, Roger**, S, Ohio State, 1996
 43 **Harris, Cliff**, S, Ouachita, 1970-79
 86 **Harris, Duriel**, WR, New Mexico State, 1984
 77 **Harris, Dwayne**, WR, East Carolina, 2011-14
 88 **Harris, Jackie**, TE, Northeast Louisiana, 2000-01
 40 **Harris, Jim**, S, Oklahoma, 1961
 80 **Harris, Rod**, WR, Texas A&M, 1990
 97 **Hatcher, Jason**, DE, Grambling, 2006-13
 71 **Hawkins, Donald**, T, Texas, 2014
 38 **Hawthorne, Duane**, CB, Northern Illinois, 1999-02
 96 **Hayden, Nick**, DT, Wisconsin, 2013-15
 22 **Hayes, Bob**, WR, Florida A&M, 1965-74
 33 **Hayes, Wendell**, RB, Humboldt State, 1963
 27 **Haynes, Tommy**, S, Southern California, 1967
 56 **Healy, Harold**, LB, Southern Mississippi, 1963-67
 62/78 **Healy, Don**, DT, Maryland, 1960-61
 39 **Heath, Jeff**, S, Saginaw Valley State, 2013-19
 69 **Hegamin, George**, T, North Carolina State, 1994-97
 58 **Hegman, Mike**, LB, Tennessee State, 1976-88
 11 **Heinrich, Don**, QB, Washington, 1960
 62/70 **Hellestrae, Dale**, OL, Southern Methodist, 1990-00
 58 **Hemsley, Nate**, LB, Syracuse, 1997-99
 56 **Henderson, Thomas**, LB, Langston, 1975-79
 58/50 **Hendrickson, Steve**, LB, California, 1989
 45 **Hendrix, Manny**, CB, Utah, 1986-91
 85 **Hendrix, Tim**, TE, Tennessee, 1987
 95 **Hennings, Chad**, DT, Air Force, 1992-00
 42 **Henry, Anthony**, CB, South Florida, 2005-08
 7 **Henson, Drew**, QB, Michigan, 2004-05
 72 **Herschman, Bill**, DT, Texas Tech, 1960-61
 1 **Herrera, Efren**, K, UCLA, 1974, 1976-77
 81 **Hervey, Edward**, WR, Southern Cal, 1995
 21 **Higgs, Mark**, RB, Kentucky, 1988
 32 **Highsmith, Alonzo**, FB, Miami, Fla., 1990-91
 9 **Hilbert, Jon**, K, Louisville, 2001
 31 **Hill, Bill**, CB, Rutgers, 1987
 35 **Hill, Calvin**, RB, Yale, 1969-74
 25 **Hill, Rod**, CB, Kentucky State, 1982-83
 80 **Hill, Tony**, WR, Stanford, 1977-86
 60/90 **Hill, Tony**, DE, Tenn. Chattanooga, 1991-92
 97 **Hill, Trysten**, DT, Central Florida, 2019
 67 **Hills, Tony**, T, Texas, 2014
 59 **Hitchens, Anthony**, LB, Iowa, 2014-17
 16 **Hodge, Damon**, WR, Alabama State, 2000
 10 **Hodson, Tommy**, QB, Louisiana State, 1994
 14 **Hogeboom, Gary**, QB, Central Michigan, 1980-85
 64 **Holland, Montreae**, G, Florida State, 2008-11
 16 **Holley, Jesse**, WR, North Carolina, 2010-11
 57 **Holloman, DeVonte**, LB, South Carolina, 2013-14
 23 **Holloway, Johnny**, CB, Kansas, 1986
 15 **Holmes, Andre**, WR, Hillsdale, 2011-12
 47 **Holmes, Clayton**, CB, Carson-Newman, 1992-95
 30 **Holt, Issiac**, CB, Alcorn State, 1989-92
 24 **Homan, Dennis**, WR, Alabama, 1968-70
 9 **Hoopes, Mitch**, P, Arizona, 1975
 20 **Horton, Ray**, S, Washington, 1989-92

- 67 **Houser, John**, C/G, Redlands, 1960-61
 86 **Houston, Bill**, WR, Jackson State, 1974
 21 **Howard, Carl**, CB, Rutgers, 1984
 99 **Howard, David**, LB, Cal. St. Long Beach, 1989-90
 81 **Howard, Percy**, WR, Austin Peay, 1975
 87 **Howard, Ron**, TE, Seattle, 1974-75
 54 **Howley, Chuck**, LB, West Virginia, 1961-73
 81 **Howton, Bill**, WR, Rice, 1960-63
 51 **Hoyem, Lynn**, C/G, Cal. St. Long Beach, 1962-63
 46/53 **Hoyle, Oliver**, FB/LB, North Carolina State, 2006-07
 49 **Huggins, Johnny**, TE, Alabama State, 2001
 42 **Hughes, Randy**, S, Oklahoma, 1975-80
 32 **Hughes, Tyrone**, CB, Nebraska, 1998
 11 **Humphrey, Buddy**, QB, Baylor, 1961
 79 **Hunt, John**, G/T, Florida, 1984
 34 **Hunter, Monty**, S, Salem, 1982
 47 **Hunter, Pete**, CB, Virginia Union, 2002-04
 52/58 **Hurd, Jeff**, LB, Kansas State, 1987
 17 **Hurd, Sam**, WR, Northern Illinois, 2006-10
 17 **Hurns, Allen**, WR, Miami, 2018
 40 **Hurt, Eric**, CB, Cal. State San Jose, 1980
 66 **Husmann, Ed**, DT, Nebraska, 1960
 59 **Hutcherson, Ken**, LB, Livingston State, 1974
 7 **Hutchinson, Chad**, QB, Stanford, 2002-03
 57/55 **Huther, Bruce**, LB, New Hampshire, 1977-80, 1993
 66 **Hutson, Tony**, G, N.E. Oklahoma St., 1996-99
 65 **Hyatt, Mitch**, T, Clemson, 2019
 51 **Hyder, Kerry**, DT, Texas Tech, 2019

I

- 69 **Irvin, Corvey**, DT, Georgia, 2013
 88 **Irvin, Michael**, WR, Miami, Fla., 1988-99
 95 **Irving, David**, DE, Iowa State, 2015-18
 60 **Isbell, Joe Bob**, G, Houston, 1962-65
 81 **Ismail, Raghib**, WR, Notre Dame, 1999-01

J

- 71 **Jackson, Al**, G, Louisiana State, 2000-01
 34/26 **Jackson, Darius**, RB, Eastern Michigan, 2016, 2018
 56 **Jackson, Joe**, DE, Miami, 2019
 32 **Jackson, Tim**, S, Nebraska, 1989
 83 **Jackson, Willie**, WR, Florida, 1994
 56 **James, Bradie**, LB, Louisiana State, 2003-11
 10 **James, Cedric**, WR, Texas Christian, 2003
 68 **Jamison, Vontrell**, DE, Clemson, 2005
 89 **Jarwin, Blake**, TE, Oklahoma State, 2017-19
 53 **Jax, Garth**, LB, Florida State, 1986-88
 77 **Jeffcoat, Jim**, DE, Arizona State, 1983-94
 81 **Jeffers, Patrick**, WR, Virginia, 1998
 74 **Jelks, Jalen**, DE, Oregon, 2019
 31/21 **Jenkins, Mike**, CB, South Florida, 2008-12
 84 **Jennings, Keith**, TE, Clemson, 1989
 37 **Jensen, Jim**, RB, Iowa, 1976
 19 **Jett, John**, P, East Carolina, 1993-96
 62/52 **Johnson, Al**, C, Wisconsin, 2003-06
 14 **Johnson, Brad**, QB, Florida State, 2007-08
 86 **Johnson, Butch**, WR, Calif.-Riverside, 1976-83
 98 **Johnson, Curtis**, LB, Clark Atlanta, 2009
 81 **Johnson, Jon'Vea**, WR, Toledo, 2019
 19 **Johnson, Keyshawn**, WR, Southern California, 2004-05
 15 **Johnson, Manuel**, WR, Oklahoma, 2010
 37 **Johnson, Matt**, S, Eastern Washington, 2012-13
 23 **Johnson, Mike**, CB, Kansas, 1966-69
 64 **Johnson, Mitch**, G, UCLA, 1965
 66/95 **Johnson, Tank**, NT, Washington, 2007-08
 92 **Johnson, Thomas**, DT, Middle Tennessee St., 2005
 58 **Johnson, Tre'von**, LB, Weber State, 2017
 29 **Johnson, Undra**, RB, West Virginia, 1989
 91 **Johnson, Walter**, DT, Pittsburgh, 1987
 48 **Johnston, Daryl**, FB, Syracuse, 1989-99
 21 **Jones, Adam**, CB, West Virginia, 2008
 31 **Jones, Byron**, CB, Connecticut, 2015-19
 6 **Jones, Chris**, P, Carson-Newman, 2011-19
 51 **Jones, Dale**, LB, Tennessee State, 1987
 56 **Jones, Datone**, DT, UCLA, 2017-18
 55 **Jones, Edgar**, DE, Southeast Missouri State, 2013
 39 **Jones, E.J.**, RB, Kansas, 1987

72 Jones, Ed, DE, Tennessee State, 1974-78, 1980-89
 28 Jones, Felix, RB, Arkansas, 2008-12
 23 Jones, James, RB, Mississippi State, 1980-82, 1984-85
 25 Jones, Jermaine, CB, Northwestern State (LA), 2002
 97 Jones, Jimmie, DL, Miami, Fla., 1990-93
 26 Jones, Josh, S, North Carolina State, 2019
 21 Jones, Julius, RB, Notre Dame, 2004-07
 33 Jones, Nathan, CB, Rutgers, 2004-07
 55 Jones, Robert, LB, East Carolina, 1992-95
 55 Jordan, Lee Roy, LB, Alabama, 1963-76

K

20 Kaiser, Jason, S, Culver-Stockton, 1999
 70 Kearse, Frank, DT, Alabama A&M, 2013
 57 Keller, Mike, LB, Michigan, 1972
 60 Kennard, Derek, G, Nevada-Reno, 1994-96
 68 Ker, Crawford, G, Florida, 1985-90
 60 Killian, Gene, G, Tennessee, 1974
 27 Kincade, Keylon, RB, Southern Methodist, 2006
 60 Kiner, Steve, LB, Tennessee, 1970
 57 King, Angelo, LB, South Carolina State, 1981-83
 63 Kiselak, Michael, C/G, Maryland, 1998-99
 3 Kitna, Jon, QB, Central Washington, 2009-11, 2013
 73 Kitson, Syd, G, Wake Forest, 1984
 79 Klein, Dick, T, Iowa, 1960
 69 Knight, Brandon, G, Indiana, 2019
 4 Knorr, Micah, P, Utah State, 2000-02
 18 Kosar, Bernie, QB, Miami, Fla., 1993
 63 Kosier, Kyle, G, Arizona State, 2006-11
 35 Kowalczyk, Walt, RB, Michigan State, 1960
 60 Kowalski, Kevin, C/G, Toledo, 2011-12
 9 Kupp, Craig, QB, Pacific-Lutheran, 1991
 67 Kupp, Jake, G, Washington, 1964-65
 25 Kyle, Aaron, CB, Wyoming, 1976-79

L

91 Ladouceur, Louis-Philippe, LS, California, 2005-19
 89 LaFleur, David, TE, Louisiana State, 1997-00
 35 Laidlaw, Scott, RB, Stanford, 1975-79
 38 Lang, David, RB, Northern Arizona, 1995
 41 Larrimore, Kareem, CB, West Texas A&M, 2000-01
 15 Laufenberg, Babe, QB, Indiana, 1989-90
 25 Lassic, Derrick, RB, Alabama, 1993-94
 29 Lavette, Robert, RB, Georgia Tech, 1985-87
 66 Lawless, Burton, G, Florida, 1975-79
 53 Lawrence, Cameron, LB, Mississippi State, 2013-14
 90 Lawrence, DeMarcus, DE, Boise State, 2014-19
 16 Leaf, Ryan, QB, Washington State, 2001
 65 Leary, Ronald, G, Memphis, 2012-16
 12 LeBaron, Eddie, QB, Pacific, 1960-63
 34 Lee, ReShard, RB, Middle Tennessee St., 2004
 50 Lee, Sean, LB, Penn State, 2010-19
 68 Lehr, Matt, C/G, Virginia Tech, 2001-04
 58/98 Lemon, Orile, LB, Oklahoma State, 2012, 2013
 14 Lenoir, Lance, WR, Western Illinois, 2017, 2018
 34 Lester, Tim, FB, Eastern Kentucky, 1999
 78 Lett, Leon, DL, Emporia State, 1991-00
 50 Lewis, D.D., LB, Mississippi State, 1968, 1970-81
 27 Lewis, Jourdan, S, Michigan, 2017-19
 23 Lewis, LeQuan, CB, Arizona State, 2012
 23 Lewis, Woodley, WR, Oregon, 1960
 64/67 Lilla, George, C, Michigan, 1987
 74 Lilly, Bob, DL, Texas Christian, 1961-74
 97 Lilly, Kevin, DT, Tulsa, 1989
 72/64 Liscio, Tony, T, Tulsa, 1963-64, 1966-71
 95 Lissemore, Sean, DE, William & Mary, 2010-12
 71 Livings, Nate, G, Louisiana State, 2012
 20 Livingston, Bruce, DB, Arkansas Tech, 1987
 41 Livingston, Warren, CB, Arizona, 1961-66
 35 Lockett, J.W., RB, Central Oklahoma, 1961-62
 56 Lockhart, Eugene, LB, Houston, 1984-90
 25 Logan, Obert, S, Trinity Tex., 1965-66
 56 Long, Bob, LB, UCLA, 1962
 70 Long, Jerome, DT, San Diego State, 2013
 19 Longley, Clint, QB, Abilene Christian, 1974-75
 73 Looney, Joe, C, Wake Forest, 2016-19
 70 Loper, Daniel, G, Texas Tech, 2011

18 Lothridge, Billy, P/QB, Georgia Tech, 1964
 84/86 Lucky, Mike, TE, Arizona, 1999-02

M

58 Mackey, Louis, LB, Akron, 2001-02
 2 Mahler, Brett, K, Nebraska, 2018-19
 51 Manders, Dave, C, Michigan State, 1964-66, 1968-74
 22 Manning, Wade, CB, Ohio State, 1979
 53 March, Justin, LB, Akron, 2017-19
 31 Marion, Brock, S, Nevada-Reno, 1993-97
 31 Marsh, Amos, RB, Oregon State, 1961-64
 78 Marten, James, T, Boston College, 2007
 79 Martin, Harvey, DE, East Texas State, 1973-83
 34 Martin, Jamar, FB, Ohio State, 2002-03
 83 Martin, Kelvin, WR, Boston College, 1987-92, 1996
 70 Martin, Zack, G, Notre Dame, 2014-19
 67 Maryland, Russell, DT, Miami, Fla., 1991-95
 25 Mathews, Ray, WR, Clemson, 1960
 23 Mathis, Kevin, CB, Texas A&M-Commerce, 1997-99
 85 Mayle, Vince, WR, Washington State, 2015-16
 93 Mayowa, Benson, DE, Idaho, 2016-17
 1 McBriar, Mat, P, Hawaii, 2004-11
 37 McKinn, Bryan, CB, Southern Methodist, 2010-11
 55 McClain, Rolando, LB, Alabama, 2014-15
 97 McClain, Terrell, DT, South Florida, 2014-16
 99 McCormack, Hurvin, DT, Indiana, 1994-98
 40 McCray, Danny, S, Louisiana State, 2010-13, 2015
 70 McCreary, Bob, T, Wake Forest, 1961
 80 McDaniels, David, WR, Mississippi Valley, 1968
 14 McDonald, Paul, QB, Southern California, 1986-87
 25 McDonald, Tommy, WR, Oklahoma, 1964
 20 McFadden, Darren, RB, Arkansas, 2015-17
 23 McFadden, Leon, CB, San Diego State, 2016
 79 McFadden, Marques, T, Arizona, 2002
 83 McGarity, Wane, WR, Texas, 1999-01
 7 McGee, Stephen, QB, Texas A&M, 2009-11
 82 McGee, Tony, TE, Michigan, 2002-03
 66 McGovern, Connor, G, Penn State, 2019
 42 McIlhenny, Don, RB, Southern Methodist, 1960-61
 90 McIntosh, Toddrick, DT, Florida State, 1994
 67 McIver, Everett, G, Elizabeth City State, 1998-99
 35 McKie, Jason, FB, Temple, 2002
 66 McKinney, Jeremy, G/T, Iowa, 2002
 85 McKinnon, Dennis, WR, Florida St., 1990
 82 McKnight, James, WR, Liberty, 1999-00
 52 McLean, Scott, LB, Florida State, 1983
 47 McNeil, Ryan, CB, Miami, Fla., 2000
 77 McQuistan, Pat, T, Weber State, 2006-09
 56 McSurdy, Caleb, LB, Montana, 2012
 35 McSwain, Chuck, RB, Clemson, 1983-84
 69 Melton, Henry, DT, Texas, 2014
 70 Memmelear, Dale, G, Wyoming, 1962-63
 17 Meredith, Don, QB, Southern Methodist, 1960-68
 78 Meyers, John, DT, Washington, 1962-63
 30 Michael, Christine, RB, Texas A&M, 2015
 83 Mickey, Joey, TE, Oklahoma, 1993
 7 Miller, Hugh, QB, Washington, 1993
 83 Miller, Anthony, WR, Tennessee, 1997
 3 Miller, Jim, P, Mississippi, 1983-84
 35 Miller, Lonyae, RB, Fresno State, 2010
 67 Miller, Wyatt, T, Central Florida, 2019
 85 Mills, Ernie, WR, Florida, 1998-99
 78 Mills, Jordan, T, Louisiana Tech, 2015
 92 Mincey, Jeremy, DE, Florida, 2014-15
 72 Missouri, Dwayne, DE, Northwestern, 2001
 34 Mitchell, Aaron, CB, Nevada-Las Vegas, 1979-80
 82 Mitchell, Johnny, TE, Nebraska, 1996
 21 Mitchell, Terrance, CB, Oregon, 2015
 27 Moble, Singor, S, Washington State, 1997-99
 47 Mogle, Dick, S, Rice, 1961
 23 Montgomery, Mike, RB/WR, Kansas State, 1972-73
 58 Moore, Dامتore', DE, Texas A&M, 2017
 17 Moore, Kellen, QB, Boise State, 2015-17
 30/26 Moore, Sterling, CB, Southern Methodist, 2012, 2013-14
 76 Moore, Zach, DE, Concordia-St. Paul, 2016
 2 Moorman, Brian, P, Pittsburg State, 2012
 24 Mooty, Jim, CB, Arkansas, 1960

37 **Morgan, Dennis**, RB, Western Illinois, 1974
 81 **Morgan, Quincy**, WR, Kansas State, 2004
 46 **Morris, Alfred**, RB, Florida Atlantic, 2016-17
 23 **Morris, Sammy**, RB, Texas Tech, 2011
 14 **Morton, Craig**, QB, California, 1965-74
 80 **Murchison, Ola Lee**, WR, Pacific, 1961
 29 **Murray, DeMarco**, RB, Oklahoma, 2011-14
 3 **Murray, Eddie**, K, Tulane, 1993, 1999
 29 **Murrell, Adrian**, RB, West Virginia, 2003
 29 **Myers, Greg**, S, Colorado State, 2000
 94 **Myers, Michael**, DL, Alabama, 1998-03
 98 **Myles, Godfrey**, LB, Florida, 1991-96
 62 **Myslinski, Tom**, G/C, Tennessee, 1999

N

61 **Nagy, Bill**, G, Wisconsin, 2011
 73 **Neely, Ralph**, G/T, Oklahoma, 1965-77
 39 **Neufeld, Ryan**, FB, UCLA, 1999
 70 **Nevis, Drake**, DT, Louisiana State, 2013
 44 **Newhouse, Robert**, FB, Houston, 1972-83
 41 **Newman, Terence**, CB, Kansas State, 2003-11
 30 **Newsome, Timmy**, RB, Winston-Salem, 1980-88
 67/61 **Newton, Nate**, G/T, Florida A&M, 1986-98
 59 **Nguyen, Dat**, LB, Texas A&M, 1999-05
 76 **Niland, John**, G, Iowa, 1966-74
 60 **Nix, John**, DT, Southern Miss, 2001-02
 75 **Noble, Brandon**, DT, Penn State, 1999-02
 25 **Nolan, Dick**, S, Maryland, 1962
 60 **Noll, Ben**, G, Pennsylvania, 2004-05
 73 **Noonan, Danny**, DL, Nebraska, 1987-92
 84 **Norman, Pettis**, TE, J.C. Smith, 1962-70
 25 **Norton, Jerry**, S, Southern Methodist, 1962
 51 **Norton, Ken**, LB, UCLA, 1988-93
 84 **Novacek, Jay**, TE, Wyoming, 1990-96
 2 **Nugent, Mike**, K, Ohio State, 2017
 76 **Nutting, Ed**, T, Georgia Tech, 1963
 61 **Nye, Blaine**, G, Stanford, 1968-76
 53 **Nzeocha, Mark**, LB, Wyoming, 2015-16

O

53 **Octavien, Steve**, LB, Nebraska, 2008-09
 90 **Ogbogu, Eric**, DE, Maryland, 2003-05
 82 **Ogden, Jeff**, WR, Eastern Washington, 1998-99
 23 **Oglesby, Evan**, CB, North Alabama, 2007
 85 **Ogletree, Kevin**, WR, Virginia, 2009-12
 76 **Okoye, Amobi**, DT, Louisiana, 2014
 29 **Olatoye, Deji**, CB, North Carolina AT&T, 2015
 49 **Olawale, Jamize**, FB, North Texas, 2018-19
 99 **Olshansky, Igor**, DE, Oregon, 2009-10
 32 **Olumba, Donovan**, CB, Portland State, 2019
 4 **O'Neil, Keith**, LB, Northern Arizona, 2003-04
 18 **Orton, Kyle**, QB, Purdue, 2012-13
 62 **Oswald, Paul**, G, Kansas, 1988
 76 **Otto, Bob**, DL, Idaho State, 1986
 20 **Overton, Jerry**, S, Utah, 1963
 31 **Owens, Billy**, DB, Pittsburgh, 1988
 81 **Owens, Terrell**, WR, Tennessee-Chattanooga, 2006-08
 27/11 **Owusu-Ansah, Akwasi**, S/WR, Indiana (PA), 2010-11

P

55 **Paea, Stephen**, DT, Oregon State, 2017
 62 **Page, Craig**, C, Georgia Tech, 2000
 77 **Page, Solomon**, G/T, West Virginia, 1999-02
 26 **Palmer, Paul**, RB, Temple, 1989
 60 **Parker, J'vonne**, DT, Rutgers, 2006
 21 **Parks, Billy**, WR, Cal. St. Long Beach, 1972
 76 **Parnell, Jermye**, T, Mississippi, 2010-14
 62 **Parrish, James**, T, Temple, 1993-94
 34 **Parrish, Tony**, S, Washington, 2006
 56 **Patera, Jack**, LB, Oregon, 1960-61
 20/26 **Patmon, Tyler**, CB, Oklahoma State, 2014-15
 43 **Patterson, Elvis**, CB, Kansas, 1993
 2 **Paulescu, Sam**, P, Oregon State, 2008
 88 **Pearson, Drew**, WR, Tulsa, 1973-83
 26 **Pearson, Preston**, RB, Illinois, 1975-80
 9 **Peete, Rodney**, QB, Southern California, 1994
 31 **Pellerin, Micah**, S, Hampton, 2013, 2014

16 **Pelluer, Steve**, QB, Washington, 1984-88
 59 **Penn, Jesse**, LB, Virginia Tech, 1985-87
 22 **Peoples, George**, RB, Auburn, 1982
 26 **Peprah, Charlie**, S, Alabama, 2016
 33 **Percival, Mac**, K, Texas Tech, 1974
 43 **Perkins, Don**, RB, New Mexico, 1961-68
 92 **Perkins, Ray**, DE, Virginia, 1987
 39 **Perryman, Robert**, FB, Michigan, 1990
 75 **Peterman, Stephen**, G, Louisiana State, 2004-05
 62 **Petersen, Kurt**, G, Missouri, 1980-85
 58 **Peterson, Calvin**, LB, UCLA, 1974-75
 79 **Petitti, Rob**, T, Pittsburgh, 2005
 89 **Phillips, John**, TE, Virginia, 2009-12
 81 **Phillips, Kirk**, WR, Tulsa, 1984
 49/88 **Pierce, Brett**, TE, Stanford, 2004-05
 20 **Pile, Willie**, S, Virginia Tech, 2005
 33 **Pinder, Cyril**, RB, Illinois, 1973
 97 **Pittman, Kavika**, DE, McNeese St., 1996-99
 73 **Ploeger, Kurt**, DL, Gustavus Adolphus, 1986
 62 **Poimboeuf, Lance**, K, Southwest Louisiana, 1963
 39 **Polite, Lousaka**, FB, Pittsburgh, 2004-06
 52 **Polk, Carlos**, LB, Nebraska, 2008
 20 **Pollard, Tony**, RB, Memphis, 2019
 97 **Ponder, David**, DT, Florida State, 1985
 86 **Porterfield, Garry**, DE, Tulsa, 1965
 81 **Powe, Karl**, WR, Alabama State, 1985-86
 25 **Powell, Jemeel**, CB, California, 2003
 98 **Poppinga, Brady**, LB, Brigham Young, 2012
 75 **Pozderac, Phil**, T, Notre Dame, 1982-87
 4 **Prescott, Dak**, QB, Mississippi State, 2016-19
 69 **Preston, Duke**, C, Illinois, 2009
 92 **Price, Brian**, DT, Texas-San Antonio, 2017
 89 **Price, Jim**, TE, Stanford, 1993
 70 **Price, Marcus**, T, Louisiana State, 2005
 81 **Price, Peerless**, WR, Tennessee, 2005
 71 **Procter, Cory**, G, Montana, 2005-09
 52 **Pruitt, Mickey**, LB, Colorado, 1991-92
 75 **Pugh, Jethro**, DT, Elizabeth City, 1965-78
 61 **Putnam, Duane**, G, Pacific, 1960

Q

11 **Quinn, Mike**, QB, Stephen F. Austin, 1998-99
 58 **Quinn, Robert**, DE, North Carolina, 2019

R

64 **Rafferty, Tom**, G/C, Penn State, 1976-89
 87 **Rambo, Ken-Yon**, WR, Ohio State, 2001-02
 60 **Randall, Tom**, G, Iowa State, 1978
 21 **Randle, Joseph**, RB, Oklahoma State, 2013-15
 88 **Randle, Sonny**, WR, Virginia, 1968
 66/90 **Ratliff, Jay**, NT/DE, Auburn, 2005-13
 95 **Rayford, Caesar**, DE, Washington, 2013
 85 **Rector, Jamaica**, WR, Northwest Missouri State, 2006
 61 **Redmond, Adam**, C, Harvard, 2018-19
 82 **Reece, Beasley**, CB/WR, North Texas, 1976
 68 **Reese, Guy**, DT, Southern Methodist, 1962-63
 43 **Reese, Izell**, S, Alabama-Birmingham, 1998-01
 30 **Reeves, Dan**, RB/OB, South Carolina, 1965-72
 35 **Reeves, Jacques**, CB, Purdue, 2004-07
 51 **Reid, Carauan**, DT, Princeton, 2018
 20 **Renfro, Mel**, DB/RB, Oregon, 1964-77
 82 **Renfro, Mike**, WR, Texas Christian, 1984-87
 19 **Rentzel, Lance**, WR, Oklahoma, 1967-70
 76 **Reynolds, Jerry**, T, Nevada-Las Vegas, 1994
 13 **Rhome, Jerry**, QB, Tulsa, 1965-68
 27 **Richards, Curvin**, RB, Pittsburgh, 1991-92
 83 **Richards, Golden**, WR, Hawaii, 1973-78
 70 **Richards, Howard**, G/T, Missouri, 1981-86
 31 **Richardson, Gloster**, WR, Jackson State, 1971
 88 **Ridgway, Colin**, P/K, Lamar Tech, 1965
 42 **Ridlon, Jim**, S, Syracuse, 1963-64
 30 **Riley, Earl**, S, Washington State, 2000
 68 **Ringo, Christian**, DT, Louisiana, 2018
 62 **Rivera, Marco**, G, Penn State, 2005-06
 12 **Roach, John**, QB, Southern Methodist, 1964
 87 **Roberts, Alfredo**, TE, Miami, Fla., 1991-92
 85 **Robinson, Jeff**, TE, Idaho, 2002-04

- 45 **Robinson, Larry**, RB, Tennessee, 1973
 81 **Robinson, Laurent**, WR, Illinois State, 2011
 23 **Robinson, Tyree**, S, Oregon
 56 **Roe, Bill**, LB, Colorado, 1980
 79 **Rogers, Jacob**, T, Southern California, 2004
 50 **Rogers, Justin**, LB, Southern Methodist, 2007-08
 90 **Rohrer, Jeff**, LB, Yale, 1982-87
 5 **Romo, Tony**, QB, Eastern Illinois, 2003-16
 56 **Roper, John**, LB, Texas A&M, 1993
 68/93 **Ross, Daniel**, DT, N.E. Mississippi C.C., 2017-19
 20/21 **Ross, Derek**, CB, Ohio State, 2002-03
 36 **Ross, Dominique**, RB, Valdosta State, 1995-96
 68 **Ross, Oliver**, T, Iowa State, 1998
 30 **Rossman, Allen**, CB, Notre Dame, 2009
 83 **Rucker, Martin**, TE, Missouri, 2010-11
 88 **Rucker, Reggie**, WR, Boston University, 1970-71
 7 **Rush, Cooper**, QB, Central Michigan, 2017-19
 9 **Russell, Ryan**, DE, Purdue, 2015
 9 **Ruzek, Roger**, K, Weber State, 1987-89
 80 **Ryan, Sean**, TE, Boston College, 2004-05

S

- 66 **Saddler-McQueen, Jimmy**, DE, Texas A&M-Kingsville, 2010
 87 **Saldi, Jay**, TE, South Carolina, 1976-82
 89 **Salonen, Brian**, TE/LB, Montana, 1984-85
 26 **Sanchez, Jeff**, CB, Tulane, 2003
 3 **Sanchez, Mark**, QB, Southern California, 2016
 70 **Sandeman, Bill**, DT, Pacific, 1966
 21 **Sanders, Deion**, CB/WR, Florida State, 1995-99
 80 **Santiago, O.J.**, TE, Kent, 2000
 39 **Sargent, Broderick**, FB, Baylor, 1989
 8 **Sawyer, Buzz**, P, Baylor, 1987
 4 **Saxon, Mike**, P, San Diego St., 1985-92
 32 **Scandrick, Orlando**, CB, Boise State, 2008-17
 68 **Scarlett, Noel**, DT, Langston, 2000
 76 **Schaefering, Brian**, DT, Lindenwood, 2012
 78 **Schaum, Greg**, DE, Michigan State, 1976
 65 **Schoenke, Ray**, T, Southern Methodist, 1963-64
 66 **Schultz, Chris**, T, Arizona, 1983, 1985
 86 **Schultz, Dalton**, TE, Stanford, 2018-19
 52 **Schwartz, Jim**, LB, Purdue, 1994-96
 77 **Schifres, Steve**, OL, Wyoming, 1997
 47 **Scott, Chuck**, WR, Vanderbilt, 1987
 85 **Scott, Darnay**, WR, San Diego State, 2002
 68 **Scott, Herb**, G, Virginia Union, 1975-84
 35 **Scott, Kevin**, RB, Stanford, 1989
 21/38 **Scott, Lynn**, S, Northwestern Oklahoma, 2001-05
 52 **Scott, Sean**, LB, Maryland, 1988
 22 **Scott, Victor**, DB, Colorado, 1984-88
 10 **Secules, Scott**, QB, Virginia, 1988
 6 **Seder, Tim**, K, Ashland, 2000-01
 88 **Sellers, Ron**, WR, Florida State, 1972
 99 **Selvie, George**, DE, South Florida, 2013-14
 36 **Sendejo, Andrew**, S, Rice, 2010
 4 **Sensabaugh, Gerald**, S, North Carolina, 2009-12
 1 **Septien, Rafael**, K, Southwest Louisiana, 1978-86
 58 **Shanle, Scott**, LB, Nebraska, 2003-05
 94/53 **Shannon, Randy**, LB, Miami, Fla., 1989-90
 57 **Shaw, Robert**, C, Tennessee, 1979-81
 62 **Shearin, Joe**, C, Texas, 1987
 87/82 **Shepard, Derrick**, WR, Oklahoma, 1989-91
 86 **Sherer, Dave**, P, Southern Methodist, 1960
 86 **Sherrard, Mike**, WR, UCLA, 1986
 63 **Shields, Joe**, OL, Portland State, 1987
 50 **Shiver, Clay**, C, Florida State, 1996-98
 7/28 **Showers, Jameill**, QB, Texas-El Paso, 2015, 2018
 46/25 **Shy, Les**, RB, Cal. St. Long Beach, 1966-69
 95 **Siavii, Junior**, NT, Oregon, 2009
 36 **Silva, Mana**, S, Hawaii, 2011-12
 62 **Simmons, Cleo**, TE, Jackson State, 1983
 53 **Simmons, Dave**, LB, Georgia Tech, 1968
 53 **Simmons, Victor**, LB, Central State, Ohio, 1987
 59 **Sims, Ernie**, LB, Florida State, 2012-13
 51 **Singleton, Al**, LB, Temple, 2003-06
 65 **Slaton, Tony**, G, Southern Cal., 1990
 42 **Smagala, Stan**, DB, Notre Dame, 1990-91
 60 **Smerek, Don**, DL, Nevada-Reno, 1981-87
 21 **Smith, Andre**, TE, Virginia Tech, 2013

- 93 **Smith, Artie**, DT, Louisiana Tech, 1998
 59 **Smith, Darrin**, LB, Miami, Fla., 1993-96
 75/79 **Smith, Daryle**, T, Tennessee, 1987-88
 15 **Smith, Devin**, WR, Ohio State, 2019
 39 **Smith, Donald**, S, Liberty, 1991
 22 **Smith, Emmitt**, RB, Florida, 1990-02
 24 **Smith, J.D.**, RB, North Carolina A&T, 1965-66
 81 **Smith, Jackie**, TE, Northwest Louisiana, 1978
 54 **Smith, Jaylon**, LB, Notre Dame, 2016-19
 64 **Smith, Jim Ray**, G/T, Baylor, 1963-64
 82 **Smith, Jimmy**, WR, Jackson State, 1992
 56/57/41 **Smith, Keith**, LB/FB, San Jose State, 2014-17
 37 **Smith, Kevin**, CB, Texas A&M, 1992-99
 43 **Smith, Malcolm**, LB, Southern California, 2019
 57 **Smith, Myron**, LB, Louisiana Tech, 1998
 45 **Smith, Rod**, RB/FB, Ohio State, 2015-18
 14 **Smith, Rodney**, WR, Florida State, 2015
 67 **Smith, Sean**, DT, Grambling, 1989
 36 **Smith, Tarik**, RB, California, 1998-99
 33 **Smith, Timmy**, RB, Texas Tech, 1990
 85 **Smith, Tody**, DL, Southern California, 1971-72
 77 **Smith, Tyron**, T, Southern California, 2011-19
 57 **Smith, Vinson**, LB, East Carolina, 1990-92, 1997
 86 **Smith, Waddell**, WR, Kansas, 1984
 87 **Smith, Zurief**, WR, Hampton, 2003
 58 **Snyder, Loren**, QB, Northern Colorado, 1987
 14 **Solomon, Jesse**, LB, Florida State, 1989-90
 46 **Solomon, Roland**, S, Utah, 1980
 45 **Solwold, Mike**, TE, Wisconsin, 2001
 20 **Sparks, Phillippi**, CB, Arizona State, 2000
 96/98 **Spears, Marcus**, DE, Louisiana State, 2005-12
 90 **Spellman, Alonzo**, DT, Ohio State, 1999-00
 93 **Spencer, Anthony**, LB, Purdue, 2007-14
 37 **Spillman, C.J.**, S, Marshall, 2014
 80 **Spivey, Sebron**, WR, Southern Illinois, 1987
 55 **Spradlin, Danny**, LB, Tennessee, 1981-82
 20 **Springs, Ron**, RB, Ohio State, 1979-84
 15 **Spurlock, Micheal**, WR, Mississippi, 2013
 65 **Stalls, Dave**, DE, Northern Colorado, 1977-79
 86 **Stanback, Isaiah**, WR, Washington, 2007-08
 12 **Staebach, Roger**, QB, Navy, 1969-79
 55 **Steele, Markus**, LB, Southern California, 2001-03
 81/82 **Steele, Robert**, WR, Northern Alabama, 1978
 79/77 **Stephens, Larry**, DE, Texas, 1963-67
 70/53 **Stepnoski, Mark**, G/C, Pittsburgh, 1989-94, 1999-01
 28 **Stewart, Curtis**, RB, Auburn, 1989
 64 **Stewart, Daleroy**, DT, Southern Miss, 2002-04
 40 **Stiger, Jim**, RB, Washington, 1963-65
 83 **Still, Bryan**, WR, Virginia Tech, 1999
 56 **Stincic, Tom**, LB, Michigan, 1969-71
 5 **Stoerner, Clint**, QB, Arkansas, 2000-02
 31 **Stokes, Sim**, WR, Northern Arizona, 1967
 36 **Stone, Daren**, S, Maine, 2008
 65 **Stone, Ron**, T, Boston College, 1993-95
 18 **Stout, Cliff**, QB, Youngstown St., 1990-91
 24 **Stoutmire, Omar**, S, Fresno State, 1997-98
 82 **Stowe, Otto**, WR, Iowa State, 1973
 15 **Street, Devin**, WR, Pittsburgh, 2014-15
 96 **Stubbs, Daniel**, DE, Miami, Fla., 1990-91
 30 **Studstill, Darren**, S, West Virginia, 1994
 90 **Sturgis, Oscar**, DE, North Carolina, 1995
 40 **Strayhorn, Les**, RB, East Carolina, 1973-74
 55 **Strickland, Fred**, LB, Purdue, 1996-98
 87 **Stynchula, Andy**, DE, Penn State, 1968
 45 **Sualua, Nicky**, FB, Ohio State, 1997-98
 76 **Su'a-Filo, Xavier**, G, UCLA, 2018-19
 4 **Sullivan, Shaun**, K, Bowling Green, 2005-06, 2009
 72 **Sullivan, Mike**, T, Miami, Fla., 1991
 87 **Swaim, Geoff**, TE, Texas, 2015-18
 51/57 **Swan, Russ**, LB, Virginia, 1987
 28 **Swanson, Dax**, CB, Sam Houston State, 2016
 19 **Sweeney, Kevin**, QB, Cal. St. Fresno, 1987-88
 80 **Swinton, Reggie**, WR, Murray State, 2001-03
 10 **Switzer, Ryan**, WR, North Carolina, 2017

T

- 71/72 **Talbert, Don**, DE/OT, Texas, 1962, 1965, 1971
 34 **Tanner, Phillip**, RB, Middle Tennessee State, 2011-13

99 **Tapper, Charles**, DE, Oklahoma, 2016-17
 26 **Tautalatasi, Junior**, RB, Washington State, 1989
 36 **Taylor, Tony**, RB, Northwestern Louisiana, 2001
 30/31 **Teague, George**, S, Alabama, 1996, 1998-01
 89 **Tennell, Derek**, TE, UCLA, 1992
 16 **Testaverde, Vinny**, QB, Miami, Fla., 2004
 32 **Thomas, Anthony**, RB, Michigan, 2005
 27 **Thomas, Bill**, RB, Boston College, 1972
 32 **Thomas, Blair**, RB, Penn State, 1994
 51 **Thomas, Broderick**, LB, Nebraska, 1996-98
 41 **Thomas, Dave**, CB, Tennessee, 1993-94
 33 **Thomas, Duane**, RB, West Texas State, 1970-71
 37 **Thomas, Ike**, CB, Bishop, 1971
 48 **Thomas, Joe**, LB, South Carolina State, 2018-19
 26 **Thomas, Josh**, CB, Buffalo, 2015
 59/44 **Thomas, Robert**, LB/FB, Henderson State, 1998-02
 55 **Thomas, Zach**, LB, Texas Tech, 2008
 67 **Thompson, Broderick**, G, Kansas, 1985
 20/23 **Thompson, Darian**, S, Boise State, 2018-19
 15 **Thompson, Deonte**, WR, Florida, 2018
 28 **Thompson, Tyson**, RB, San Jose State, 2005-07
 87 **Thorn, Andy**, TE, Northern Iowa, 2006
 77 **Thornton, Bruce**, DL, Illinois, 1979-81
 25 **Thornton, Bruce**, CB, Georgia, 2004
 92 **Thornton, Cedric**, DT, Southern Arkansas, 2016
 53 **Thornton, Kalen**, LB, Texas, 2004-05
 32 **Thurman, Dennis**, DB, Southern California, 1978-85
 59 **Timmer, Kirk**, LB, Montana State, 1987
 98 **Tippins, Ken**, LB, Middle Tennessee St., 1989
 63 **Titensor, Glen**, G, Brigham Young, 1981-86, 1988
 53/50 **Tolbert, Brandon**, LB, Georgia, 1998-00
 62/92 **Tolbert, Tony**, DL, Texas-El Paso, 1989-97
 67 **Toomay, Pat**, DE, Vanderbilt, 1970-74
 56 **Toomer, Corey**, LB, Idaho, 2014
 71 **Townes, Willie**, DE, Tulsa, 1966-68
 27 **Tremble, Greg**, S, Georgia, 1995
 87 **Truax, Billy**, TE, Louisiana State, 1971-73
 50 **Tubbs, Jerry**, LB, Oklahoma, 1960-67
 87 **Tucker, Jason**, WR, Texas Christian, 1999-00
 69 **Tucker, Ross**, G, Princeton, 2002
 77 **Tucker, Torrin**, T, Southern Mississippi, 2003-05
 71 **Tuinei, Mark**, OT/DL, Hawaii, 1983-97
 23 **Turbin, Robert**, RB, Utah State, 2015
 57 **Turner, Jimmie**, LB, Presbyterian, 1984

U

93 **Ulufale, Mike**, DT, Brigham Young, 1996
 91 **Underwood, Dimitrius**, DL, Michigan State, 2000-01

V

Vanderbeek, Matt, LB/DE, Michigan State, 1993-94
 13 **Vanderjagt, Mike**, K, West Virginia, 2006
 55 **Vander Esch, Leighton**, LB, Boise State, 2018-19
 30 **Van Raaphorst, Dick**, K, Ohio State, 1964
 10 **Vaughan, Dustin**, QB, West Texas A&M, 2014
 37 **Vaughn, Lee**, DB, Wyoming, 1997
 56 **Vega, Jason**, DE, Northeastern, 2013
 76 **Veingrad, Alan**, OL, E. Texas St., 1991-92
 47 **Vickers, Lawrence**, FB, Colorado, 2012
 11 **Villanueva, Danny**, P/K, New Mexico State, 1965-67
 78 **Vollers, Kurt**, T, Notre Dame, 2002-04

W

95 **Walen, Mark**, DT, UCLA, 1987-88
 63 **Walker, Casey**, DT, Oklahoma, 2015
 25 **Walker, Frank**, CB, Tuskegee, 2011
 67 **Walker, Gary**, OL, Boston University, 1987
 34 **Walker, Herschel**, RB, Georgia, 1986-89, 1996-97
 57 **Walker, Louie**, LB, Colorado State, 1974
 57 **Walker, Malcolm**, C, Rice, 1966-69
 71 **Wallace, Rodney**, G/T, New Mexico, 1971-73
 24 **Walls, Everson**, CB, Grambling, 1981-89
 3 **Walsh, Steve**, QB, Miami, Fla., 1989-90
 59 **Walter, Mike**, LB, Oregon, 1983
 71 **Walter, Tyson**, OL, Ohio State, 2002-04
 78 **Walton, Bruce**, G, UCLA, 1973-75
 87 **Ward, Dedic**, WR, Northern Iowa, 2004

94 **Ware, DeMarcus**, LB, Troy, 2005-13
 89 **Ware, Derek**, TE, Central Oklahoma, 1996
 42 **Warren, Chris**, RB, Ferrum, 1998-00
 5 **Warren, John**, P, Tennessee, 1983-84
 31 **Washington, Chauncey**, RB, Southern California, 2009, 2011
 37 **Washington, James**, S, UCLA, 1990-94
 46 **Washington, Mark**, CB, Morgan State, 1970-78
 64 **Waters, Brian**, G, North Texas, 2013
 41 **Waters, Charlie**, DB, Clemson, 1970-78, 1980-81
 83 **Watkins, Kendall**, TE, Mississippi State, 1995
 25 **Watkins, Patrick**, S, Florida State, 2006-09
 56 **Watson, Dekoda**, LB, Florida State, 2014
 94 **Watts, Randy**, DE, Catawba, 1987
 33 **Wayt, Russell**, LB, Rice, 1965
 95 **Weathering, Colston**, DE, Central Missouri State, 2002
 20 **Webb, B.W.**, CB, William & Mary, 2013
 3 **Weeden, Brandon**, QB, Oklahoma State, 2014-15
 75 **Weems, Darrion**, T, Oregon, 2012-15
 42 **Welch, Claxton**, RB, Oregon, 1969-71
 66 **Wells, Norm**, G, Northwestern, 1980
 65 **Westberry, Gary**, C, Hampton, 1987
 30 **Westbrook, Bryant**, CB, Texas, 2002
 39 **Westry, Chris**, CB, Kentucky, 2019
 46/82/83/81 **Whalen, James**, TE, Kentucky, 2000-03
 30 **Wheaton, Kenny**, CB, Oregon, 1997-99
 65/70 **White, Bob**, OL, Rhode Island, 1987-89
 42 **White, Chris**, DE, Southern, 2000
 23 **White, Corey**, CB, Samford, 2015
 11 **White, Danny**, QB/P, Arizona State, 1976-88
 37 **White, Gerald**, FB, Michigan, 1987
 27 **White, Marvin**, S, Texas Christian, 2009
 3 **White, Mike**, QB, Western Kentucky, 2018
 54 **White, Randy**, DT/LB, Maryland, 1975-88
 42 **Whitfield, A.D.**, RB, North Texas, 1965
 13 **Whitehead, Lucky**, WR, Florida Atlantic, 2015-16
 53 **Whittingham, Fred**, LB, Cal. Poly SLO, 1969
 12/10 **Widby, Ron**, P, Tennessee, 1968-71
 78 **Widell, Dave**, T, Boston College, 1988-89
 51 **Wilber, Kyle**, LB, Wake Forest, 2012-17
 65 **Wilbur, John**, T, Stanford, 1966-69
 27 **Wilcox, J.J.**, S, Georgia Southern, 2013-16
 75 **Wiley, Marcellus**, DE, Columbia, 2004
 32 **Wiley, Michael**, RB, Ohio State, 2000-02
 59 **Williams, Brandon**, LB, Texas Tech, 2010
 42/25 **Williams, Charlie**, S, Bowling Green, 1995-00
 52 **Williams, Connor**, G, Texas, 2018-19
 79 **Williams, Erik**, T, Central (OH) State, 1991-00
 58 **Williams, Jason**, LB, Western Illinois, 2009-10
 36 **Williams, Joe**, RB, Wyoming, 1971
 38 **Williams, John**, FB, Wisconsin, 1985
 85 **Williams, Kevin**, WR, Miami, Fla., 1993-96
 52 **Williams, Leon**, LB, Miami, 2010
 89 **Williams, Randal**, WR, New Hampshire, 2001-04
 23 **Williams, Robert**, CB, Baylor, 1987-93
 31 **Williams, Roy**, S, Oklahoma, 2002-08
 11 **Williams, Roy**, WR, Texas, 2008-10
 20 **Williams, Sherman**, RB, Alabama, 1995-99
 80 **Williams, Stepfret**, WR, Northeast Louisiana, 1996-97
 10 **Williams, Teddy**, WR, Texas-San Antonio, 2010
 83 **Williams, Terrance**, WR, Baylor, 2013-18
 28/34 **Williams, Trey**, RB, Texas A&M, 2015, 2017
 86 **Williams, Tyrone**, WR, Western Ontario, 1993
 37 **Williams, Tyrone**, CB, Nebraska, 2004
 1 **Willis, Ken**, K, Kentucky, 1990-91
 98 **Willis, Mitch**, DT, Southern Methodist, 1990
 11/16 **Wilson, Cedrick**, WR, Boise State, 2018-19
 57 **Wilson, Damien**, LB, Minnesota, 2015-18
 37 **Wilson, Donovan**, S, Texas A&M, 2019
 56 **Wilson, Martez**, DE, Illinois, 2013
 42 **Wilson, Robert**, FB, Texas A&M, 1994
 81/45 **Wilson, Steve**, WR/CB, Howard, 1979-81
 11/18 **Wilson, Wade**, QB, East Texas State, 1995-97
 84 **Wisener, Gary**, WR, Baylor, 1960
 48 **Witherspoon, Terry**, FB, Clemson, 2001
 82 **Witten, Jason**, TE, Tennessee, 2003-17, 2019
 99 **Woods, Antwaun**, DT, Southern California, 2018-19
 25 **Woods, Xavier**, S, Louisiana Tech, 2017-19

- 28 **Woodson, Darren**, S, Arizona State, 1992-03
 45 **Woolsey, Rolly**, DB, Boise State, 1975
 47 **Wortham, Barron**, LB, Texas-El Paso, 2000
 81 **Wright, Alexander**, WR, Auburn, 1990-92
 2 **Wright, Anthony**, QB, South Carolina, 2000-01
 15 **Wright, Brad**, QB, New Mexico, 1982
 41 **Wright, Charles**, DB, Tulsa, 1988
 85/70 **Wright, Rayfield**, TE/T, Fort Valley State, 1967-79
 73 **Wright, Steve**, T, Northern Iowa, 1981-82
 92 **Wynn, Jarius**, DE, Georgia, 2013

Y

- 78 **Youmans, Maury**, DE, Syracuse, 1964-65
 30 **Young, Charles**, RB, North Carolina State, 1974-76
 75 **Young, Ryan**, T, Kansas State, 2003
 76 **Young, Sam**, T, Notre Dame, 2010

Z

- 93 **Zellner, Peppi**, DE, Fort Valley State, 1999-02
 6 **Zendejas, Luis**, K, Arizona State, 1987-89
 62 **Zentic, Mike**, C, Oklahoma State, 1987
 76 **Zimmerman, Jeff**, G, Florida, 1987-90

Cowboys All-Time Roster by Number

1

- Herrera, Efen**, K, 1974, 1976-77
Septien, Rafael, K, 1978-86
Brady, Kerry, K, 1987
Willis, Ken, K, 1990-91
McBriar, Mat, P, 2004-11

2

- Elliott, Lin**, K, 1992-93
Wright, Anthony, QB, 2000-01
Cortez, Jose, K, 2005
Brown, Kris, K, 2011
Mooman, Brian, P, 2012
Nugent, Mike, K, 2017
Maher, Brett, K, 2018-19

3

- Miller, Jim**, P, 1983-84
Walsh, Steve, QB, 1989-90
Murray, Eddie, K, 1993, 1999
Cunningham, Richie, K, 1997-99
Cundiff, Billy, K, 2002-05
Kitna, Jon, QB, 2009-11, 2013
Weeden, Brandon, QB, 2014-15
Sanchez, Mark, QB, 2016
White, Mike, QB, 2018
Forbath, Kai, K, 2019

4

- Saxon, Mike**, P, 1985-92
Gowin, Toby, P, 1997-99, 2003
Knorr, Micah, P, 2000-02
Suisham, Shaun, K, 2005-06, 2009
Prescott, Dak, QB, 2016-19

5

- Warren, John**, P, 1983-84
Stoerner, Clint, QB, 2000-02
Bollinger, Brooks, QB, 2008
Bailey, Dan, K, 2011-17

6

- Zendejas, Luis**, K, 1987-89
Seder, Tim, K, 2000-01
Folk, Nick, K, 2007-09
Jones, Chris, P, 2011-19

7

- Beuerlein, Steve**, QB, 1991-92
Millen, Hugh, QB, 1993
Cunningham, Randall, QB, 2000
Hutchinson, Chad, QB, 2002-03
Henson, Drew, QB, 2004-05
Gramatica, Martin, K, 2006
McGee, Stephen, QB, 2009-11
Showers, Jameill, QB/S, 2015, 2018
 (Showers also wore #28)
Rush, Cooper, QB, 2017-19

8

- Sawyer, Buzz**, P, 1987
Aikman, Troy, QB, 1989-00

9

- Hoopes, Mitch**, P, 1975
Ruzek, Roger, K, 1987-89
Kupp, Craig, QB, 1991
Peete, Rodney, QB, 1994
Gonzalez, Daniel, QB, 1998
Hilbert, Jon, K, 2001
Romo, Tony, QB, 2003-16

10

- Widby, Ron**, P, 1968-71
 (Widby also wore #12)
Carrell, Duane, P, 1974
Collier, Reggie, QB, 1986
Armstrong, Jimmy, DB, 1987
 (Armstrong also wore #35)
Secules, Scott, QB, 1988
Hodson, Tommy, QB, 1994
Baker, Jon, K, 1995
Cantrell, Barry, P, 2000
Filipovic, Filip, P, 2002
Williams, Teddy, WR, 2010
Vaughan, Dustin, QB, 2014
Switzer, Ryan, WR, 2017
Austin, Tavon, WR, 2018-19

11

- Heinrich, Don**, QB, 1960
Humphrey, Buddy, QB, 1961
Gibbs, Sonny, QB, 1963
Villanueva, Danny, P/K, 1965-67
Belden, Bob, QB, 1969-70
White, Danny, QB/P, 1976-88
Wilson, Wade, QB, 1995-97
 (Wilson also wore #18)
Quinn, Mike, QB, 1998-99
Bledsoe, Drew, QB, 2005-06
Williams, Roy, WR, 2008-10
Owusu-Ansah, Akwasi, S, WR, 2010
 (Owusu-Ansah also wore #27)
Beasley, Cole, WR, 2012-18
Wilson, Cedrick, WR, 2018-19
 (Wilson also wore #16)

12

- Roach, John**, QB, 1964
Widby, Ron, P, 1968-71
 (Widby also wore #10)
Staubach, Roger, QB, 1969-79

13

- Rhame, Jerry**, QB, 1965-68
Vanderjagt, Mike, K, 2006
Armstrong, Anthony, WR, 2012
Whitehead, Lucky, WR, 2015-16
Gallup, Michael, WR, 2018-19

14

- LeBaron, Eddie**, QB, 1960-63
Morton, Craig, QB, 1965-74
Hogeboom, Gary, QB, 1980-85
McDonald, Paul, QB, 1986-87

- Austin, Miles**, WR, 2006-13
 (Austin also wore #19)

- Johnson, Brad**, QB, 2007-08
Greisen, Chris, QB, 2010, 2011
Smith, Rodney, WR, 2015
Lenoir, Lance, WR, 2017, 2018

15

- Fritsch, Toni**, K, 1971-73, 1975
Wright, Brad, QB, 1982
Burbage, Cornell, WR, 1987-89
 (Burbage also wore #89 and #82)
Laufenberg, Babe, QB, 1989-90
Johnson, Manuel, WR, 2010
Holmes, Andre, WR, 2011-12
Spurlock, Micheal, WR, 2013
Street, Devin, WR, 2014-15
Thompson, Deonte, WR, 2018
Smith, Devin, WR, 2019

16

- Pelluer, Steve**, QB, 1984-88
Hodge, Damon, WR, 2000
Leaf, Ryan, QB, 2001
Testaverde, Vinny, QB, 2004
Holley, Jesse, WR, 2010-11
Cassel, Matt, QB, 2015
Mayle, Vince, WR, 2015, 2016
 (Mayle also wore #85)
Wilson, Cedrick, WR, 2018-19
 (Wilson also wore #11)

17

- Meredith, Don**, QB, 1960-68
Clark, Mike, K, 1968-71, 1973
 (Clark also wore #83)
Carmichael, Harold, WR, 1984
Garrett, Jason, QB, 1993-99
Carter, Quincy, QB, 2001-03
Hurd, Sam, WR, 2006-10
Harris, Dwayne, WR, 2011-14
Moore, Kellen, QB, 2015-17
Hurns, Allen, WR, 2018

18

- Lothridge, Billy**, P/QB, 1964
Carano, Glenn, QB, 1977-83
Snyder, Loren, QB, 1987
Stout, Cliff, QB, 1990-91
Kosar, Bernie, QB, 1993
Boniol, Chris, K, 1994-96
Wilson, Wade, QB, 1995-97
 (Wilson also wore #11)
Copper, Terrance, WR, 2004-05
Buehler, David, K, 2009-11
Orton, Kyle, QB, 2012-13

19

- Rentzel, Lance**, WR, 1967-70
Alworth, Lance, WR, 1971-72
Longley, Clint, QB, 1974-75
Sweeney, Kevin, QB, 1987-88

Jett, John, P, 1993-96
Johnson, Keyshawn, WR, 2004-05
Austin, Miles, WR, 2006-13
(Austin also wore #14)
Butler, Brice, WR, 2015-17, 2018
Cooper, Amari, WR, 2018-19

20

Bercich, Bob, S, 1960-61
Overton, Jerry, S, 1963
Renfro, Mel, DB/RB, 1964-77
Springs, Ron, RB, 1979-84
Livingston, Bruce, DB, 1987
Horton, Ray, S, 1989-92
Williams, Sherman, RB, 1995-99
Kaiser, Jason, S, 1999
Sparks, Phillippi, CB, 2000
Ross, Derek, CB, 2002-03
(Ross also wore #21)
Anderson, Richie, RB, 2003-04
Pile, Willie, S, 2005
Ball, Alan, CB, 2007-11
Coe, Michael, CB, 2012
Webb, B.W., CB, 2013
Patmon, Tyler, CB, 2014-15
(Patmon also wore #26)
McFadden, Darren, RB, 2015-17
Campbell, Ibraheim, S, 2018
Thompson, Darian, S, 2018
(Thompson also wore #23)
Pollard, Tony, RB, 2019

21

Gregory, Glynn, WR/DB, 1961-62
Daniels, Dick, S, 1966-68
(Daniels also wore #45)
Parks, Billy, WR, 1972
Dennison, Doug, RB, 1974-78
Howard, Carl, CB, 1984
Adams, David, RB, 1987
Higgs, Mark, RB, 1988
Dixon, James, WR/RB, 1989-91
(Dixon also wore #86)
Brice, Alundis, CB, 1995-96
(Brice also wore #23 and #29)
Sanders, Deion, CB/WR, 1995-99
Scott, Lynn, S, 2001-05
(Scott also wore #38)
Ross, Derek, CB, 2002-03
(Ross also wore #20)
Jones, Julius, RB, 2004-07
Jones, Adam, CB, 2008
Jenkins, Mike, CB, 2008-12
(Jenkins also wore #31)
Randle, Joseph, RB, 2013-15
Mitchell, Terrance, CB, 2015
Elliott, Ezekiel, RB, 2016-19

22

Butler, Bill, S, 1960
Bullocks, Amos, RB, 1962-64
Hayes, Bob, WR, 1965-74
Manning, Wade, CB, 1979
Peoples, George, RB, 1982
Scott, Victor, DB, 1984-88
Smith, Emmitt, RB, 1990-02

23

Lewis, Woodley, WR, 1960
Johnson, Mike, CB, 1966-69
Adkins, Margene, WR, 1970-71
Montgomery, Mike, RB/WR, 1972-73
Jones, James, RB, 1980-82, 1984-85
Holloway, Johnny, CB, 1986
Williams, Robert, CB, 1987-93
Bailey, Robert, CB, 1995
Brice, Alundis, CB, 1995-96
(Brice also wore #21 and #29)

Frazier, Derrick, CB, 1996
Mathis, Kevin, CB, 1997-99
Goodrich, Dwayne, CB, 2000-02
Cason, Aveion, RB, 2003
Oglesby, Evan, CB, 2007
Choice, Tashard, RB, 2008-11
Morris, Sammy, RB, 2011
Lewis, LeQuan, CB, 2012
Agnew, Vince, CB, 2012
Hamilton, Jakar, S, 2013-14
White, Corey, CB, 2015
Turbin, Robert, RB, 2015
McFadden, Leon, CB, 2016
Benwikere, Bené, CB, 2017
Robinson, Tyree, S, 2018
Thompson, Darian, S, 2018-19
(Thompson also wore #20)

24

Moody, Jim, CB, 1960
Smith, J.D., RB, 1965-66
Homan, Dennis, WR, 1968-70
Blackwell, Alois, RB, 1978-79
Walls, Everson, CB, 1981-89
Brown, Larry, CB, 1991-95, 1998
(Brown also wore #34)
Harper, Roger, S, 1996
Stoutmire, Omar, S, 1997-98
Adams, Vashone, S, 1999
Dixon, Tony, S, 2001-05
(Dixon also wore #25)

Barber III, Marion, RB, 2005-10
Fiammetta, Tony, FB, 2011
Claiborne, Morris, CB, 2012-16
Carroll, Nolan, CB, 2017
Awuzie, Chidobe, CB, 2017-19
(Awuzie also wore #33)

25

Mathews, Ray, WR, 1960
Nolan, Dick, S, 1962
Norton, Jerry, S, 1962
McDonald, Tommy, WR, 1964
Logan, Obert, S, 1965-66
Shy, Les, RB, 1966-69
(Shy also wore #46)
Kyle, Aaron, CB, 1976-79
Hill, Rod, CB, 1982-83
Tautaiatasi, Junior, RB, 1989
Lassic, Derrick, RB, 1993-94
Case, Scott, S, 1995
Williams, Charlie, S, 1995-00
(Williams also wore #42)
Jones, Jermaine, CB, 2002
Powell, Jemeel, CB, 2003
Thornton, Bruce, CB, 2004
Dixon, Tony, S, 2001-05
(Dixon also wore #24)
Watkins, Patrick, S, 2006-09
Walker, Frank, CB, 2011
Dunbar, Lance, RB, 2012-16
Woods, Xavier, S, 2017-19

26

Dial, Buddy, WR, 1964-66
Adderley, Herb, CB, 1970-72
Pearson, Preston, RB, 1975-80
Downs, Michael, S, 1981-88
Palmer, Paul, RB, 1989
Smith, Kevin, CB, 1992-99
Sanchez, Jeff, CB, 2003
Davison, Andrew, CB, 2003
Glenn, Aaron, CB, 2005-06
Hamilin, Ken, S, 2007-09
Elam, Abram, S, 2006, 2011
(Elam also wore #37)
Peprah, Charlie, S, 2012

Allen, Will, S, 2013
Moore, Sterling, S, 2012, 2013-14
(Moore also wore #30)
Patmon, Tyler, CB, 2014-15
(Patmon also wore #20)
Thomas, Josh, CB, 2015
Jackson, Darius, RB, 2018
Jones, Josh, S, 2019

27

Gaechter, Mike, S, 1962-69
Thomas, Bill, RB, 1972
Fellows, Ron, CB, 1981-86
Haynes, Tommy, S, 1987
Richards, Curvin, RB, 1991-92
Everett, Thomas, S, 1992-93
(Everett also wore #31)
Tremble, Greg, S, 1995
Moble, Singor, S, 1997-99
Edwards, Mario, CB, 2000-03
George, Eddie, RB, 2004
Brown, Courtney, S, 2007-08
White, Marvin, S, 2009
Gordon, Cletis, CB, 2009
Owusu-Ansah, Akwasi, S, WR, 2010
(Owusu-Ansah also wore #11)
Frampton, Eric, S, 2012
Wilcox, J.J., S, 2013-16
Lewis, Jourdan, CB, 2017-19

28

Granger, Norm, RB, 1984
Blount, Alvin, RB, 1987
Stewart, Curtis, RB, 1989
Woodson, Darren, S, 1992-03
Thompson, Tyson, RB, 2005-07
Jones, Felix, RB, 2008-12
Williams, Trey, RB, 2015, 2017
(Williams also wore #34)
Swanson, Dax, S, 2016
Showers, Jameil, S/QB, 2015, 2018
(Showers also wore #7)

29

Lavette, Robert, RB, 1985-87
Green, Alex, CB, 1987
(Green also wore #48)
Johnson, Undra, RB, 1989
Gant, Kenneth, CB, 1990-94
Brice, Alundis, CB, 1995-96
(Brice also wore #21 and #23)
Billups, Terry, CB, 1998
Akins, Chris, S, 1999-00
Myers, Greg, S, 2000
Dantzler, Woodrow, RB, 2002
Murrell, Adrian, RB, 2003
Bates, Michael, WR/KR, 2003
Davis, Keith, S, 2002, 2004-08
(Davis also wore #40)
Murray, DeMarco, RB, 2011-14
Olatoye, Deji, CB, 2015
Goodwin, C.J., CB, 2018-19

30

Dowdle, Mike, RB/LB, 1960-62
Van Raaphorst, Dick, K, 1964
Reeves, Dan, RB/QB, 1965-72
Young, Charles, RB, 1974-76
Newsome, Timmy, RB, 1980-88
Holt, Issiac, CB, 1989-92
Studstill, Darren, S, 1994
Teague, George, S, 1996, 1998-01
(Teague also wore #31)
Wheaton, Kenny, CB, 1997-99
Riley, Earl, S, 2000
Westbrook, Bryant, CB, 2002
Frazier, Lance, CB, 2004

Coleman, Alonzo, RB, 2008
 Rossam, Allen, CB, 2009
 Washington, Chauncey, RB, 2009, 2011
 (Washington also wore #31)
 Moore, Sterling, S, 2012, 2013-14
 (Moore also wore #26)
 Michael, Christine, RB, 2015
 Brown, Anthony, CB, 2016-19

31

Cone, Fred, K, 1960
 Marsh, Amos, RB, 1961-64
 Stokes, Sim, WR, 1967
 Brown, Otto, DB, 1969
 Richardson, Gloster, WR, 1971
 Barnes, Benny, DB, 1972-82
 Allen, Gary, RB, 1983-84
 Hill, Bill, CB, 1987
 Owens, Billy, DB, 1988
 Everett, Thomas, S, 1992-93
 (Everett also wore #27)
 Marion, Brock, S, 1993-97
 Teague, George, S, 1996, 1998-01
 (Teague also wore #30)
 Williams, Roy, S, 2002-06
 (Williams also wore #38)
 Jenkins, Mike, CB, 2008-12
 (Jenkins also wore #21)
 Washington, Chauncey, RB, 2009, 2011
 (Washington also wore #30)
 Butler, Mario, CB, 2012
 Pellerin, Micah, S, 2013, 2014
 Jones, Byron, CB, 2015-19

32

Franckhauser, Tom, CB, 1960-61
 Garrison, Walt, RB, 1966-74
 Thurman, Dennis, DB, 1978-85
 Jackson, Tim, S, 1989
 Highsmith, Alonzo, FB, 1990-91
 Thomas, Blair, RB, 1994
 Hughes, Tyrone, CB, 1998
 Wiley, Michael, RB, 2000-02
 Lee, ReShard, RB, 2004
 Thomas, Anthony, RB, 2005
 Coleman, Marcus, S, 2006
 Crockett, Zack, RB, 2007
 Scandrick, Orlando, CB, 2008-17
 Olumba, Donovan, CB, 2019

33

Babb, Gene, LB/RB, 1960-61
 Hayes, Wendell, RB, 1963
 Wayt, Russell, LB, 1965
 Thomas, Duane, RB, 1970-71
 Pinder, Cyril, RB, 1973
 Percival, Mac, K, 1974
 Dorsett, Tony, RB, 1977-87
 Brown, Eric, DB, 1989
 Smith, Timmy, RB, 1990
 Bell, Jason, CB, 2001
 Jones, Nathan, CB, 2004-07
 Greenwood, Chris, CB, 2013
 Awuzie, Chidobe, CB, 2017-19
 (Awuzie also wore #24)
 Burton, Deante, CB, 2019

34

Doelling, Fred, S, 1960
 Douglas, Merrill, RB, 1961
 Green, Cornell, DB, 1962-74
 Mitchell, Aaron, CB, 1979-80
 Hunter, Monty, S, 1982
 Walker, Herschel, RB, 1986-89, 1996-97
 Agee, Tommie, FB, 1990-94
 Brown, Larry, CB, 1991-95, 1998
 (Brown also wore #24)
 Lester, Tim, FB, 1999

Martin, Jamar, FB, 2002-03
 Parrish, Tony, S, 2006
 Anderson, Deon, FB, 2007-09
 Tanner, Phillip, RB, 2011-13
 Jackson, Darius, RB, 2016
 (Jackson also wore #26)
 Williams, Trey, RB, 2015, 2017
 (Williams also wore #28)
 Decoud, Treston, CB, 2018

35

Kowalczyk, Walt, RB, 1960
 Lockett, J.W., RB, 1961-62
 Gent, Pete, WR/TE, 1964-68
 Hill, Calvin, RB, 1969-74
 Laidlaw, Scott, RB, 1975-79
 McSwain, Chuck, RB, 1983-84
 Armstrong, Jimmy, DB, 1987
 (Armstrong also wore #10)
 Scott, Kevin, RB, 1989
 Davis, Wendell, CB, 1996-99
 Chancey, Robert, RB, 1999
 Hambrick, Troy, RB, 2000-03
 (Hambrick also wore #42)
 McKie, Jason, FB, 2002
 Reeves, Jacques, CB, 2004-07
 Battle, Tra, S, 2008
 Miller, Lonyae, RB, 2010
 Frazier, Kavon, S, 2016-19

36

Bielski, Dick, TE, 1960-61
 Williams, Joe, RB, 1971
 Brinson, Larry, RB, 1977-79
 Albritton, Vince, S/LB, 1984-91
 Ross, Dominique, RB, 1995-96
 Smith, Tarik, RB, 1998-99
 Taylor, Tony, RB, 2001
 Barnes, Darian, FB, 2004
 Butler, Quincy, CB, 2006, 2008
 Stone, Darren, S, 2008
 Hamlin, Michael, S, 2009-10
 Sendjo, Andrew, S, 2010
 Silva, Mana, S, 2011-12

37

Dunn, Perry Lee, RB, 1964-65
 Clark, Phil, DB, 1967-69
 Thomas, Ike, CB, 1971
 Morgan, Dennis, RB, 1974
 Jensen, Jim, RB, 1976
 White, Gerald, FB, 1987
 Washington, James, S, 1990-94
 Vaughn, Lee, DB, 1997
 Williams, Tyrone, CB, 2004
 Elam, Abram, S, 2006, 2011
 McCann, Bryan, CB, 2010-11
 Johnson, Matt, S, 2012-13
 Spillman, C.J., S, 2014
 Wilson, Donovan, S, 2019

38

Baker, Sam, P/K, 1962-63
 Williams, John, FB, 1965
 Francis, Ron, CB, 1987-90
 Hall, Chris, S, 1993
 Lang, David, RB, 1995
 Hawthorne, Duane, CB, 1999-02
 Scott, Lynn, S, 2001-05
 (Scott also wore #21)
 Williams, Roy, S, 2002-08
 (Williams also wore #31)
 Heath, Jeff, S, 2013-19

39

Jones, E.J., RB, 1987
 Sargent, Broderick, FB, 1989
 Peryman, Robert, FB, 1990

Smith, Donald, S, 1991
 Gainer, Derrick, RB, 1992-93
 Neufeld, Ryan, FB, 1999
 Polite, Lousaka, FB, 2004-06
 Carr, Brandon, CB, 2012-16
 Westry, Chris, S, 2019

40

Harris, Jim, S, 1961
 Stiger, Jim, RB, 1963-65
 Conrad, Bobby Joe, WR, 1969
 Strayhorn, Les, RB, 1973-74
 Hurt, Eric, CB, 1980
 Bates, Bill, S, 1983-97
 Davis, Keith, S, 2002, 2004-08
 (Davis also wore #29)
 McCray, Danny, S, 2010-13, 2015

41

Livingston, Warren, CB, 1961-66
 Waters, Charlie, DB, 1970-78, 1980-81
 Coleman, Anthony, DB, 1987
 Wright, Charles, DB, 1988
 Thomas, Dave, CB, 1993-94
 Larrimore, Kareem, CB, 2000-01
 Dennis, Pat, CB, 2001
 Newman, Terence, CB, 2003-11
 Smith, Keith, LB/FB, 2014-17
 (Smith also wore #56 and #57)
 Armstrong, Ray-Ray, LB, 2019

42

McIlhenny, Don, RB, 1960-61
 Ridlon, Jim, S, 1963-64
 Whitfield, A.D., RB, 1965
 Welch, Claxton, RB, 1969-71
 Hughes, Randy, S, 1975-80
 Easmon, Ricky, DB, 1985
 Clack, Darryl, RB, 1986-89
 Smagala, Stan, DB, 1990-91
 Wilson, Robert, FB, 1994
 Williams, Charlie, S, 1995-00
 (Williams also wore #25)
 Warren, Chris, RB, 1998-00
 Hambrick, Troy, RB, 2000-03
 (Hambrick also wore #35)
 Henry, Anthony, CB, 2005-08
 Church, Barry, S, 2010-16

43

Perkins, Don, RB, 1961-68
 Harris, Cliff, S, 1970-79
 Patterson, Elvis, CB, 1993
 Briggs, Greg, S, 1995
 Reese, Izell, S, 1998-01
 Sensabaugh, Gerald, S, 2009-12
 Smith, Malcolm, LB, 2019

44

Bishop, Don, CB, 1960-65
 Newhouse, Robert, FB, 1972-83
 Gowdy, Cornell, DB, 1986
 Courville, Vince, WR, 1987
 (Courville also wore #81)
 Brooks, Michael, S, 1990
 Coleman, Lincoln, RB, 1993-94
 Thomas, Robert, LB/FB, 1998-02
 (Thomas also wore #59)
 Hannah, Rodney, TE, 2008
 Gronkowski, Chris, FB, 2010
 Clutts, Tyler, FB, 2013-15

45

Dupre, L.G., RB, 1960-61
 Daniels, Dick, S, 1966-68
 (Daniels also wore #21)
 Flowers, Richmond, S, 1969-71

Robinson, Larry, RB, 1973
 Woolsey, Rolly, DB, 1975
 Wilson, Steve, WR/CB, 1979-81
 (Wilson also wore #81)
 Hendrix, Manny, CB, 1986-91
 Suatua, Nicky, FB, 1997-98
 Solwold, Mike, TE, 2001
 Chapas, Shaun, FB, 2011
 Smith, Rod, RB, 2015-18

46

Shy, Les, RB, 1966-69
 (Shy also wore #25)
 Baynham, Craig, RB, 1967-69
 Washington, Mark, CB, 1970-78
 Solomon, Roland, S, 1980
 Fowler, Todd, FB, 1985-88
 Blake, Ricky, RB, 1991
 Fishback, Joe, S, 1993-94
 Whalen, James, TE, 2000-03
 (Whalen also wore #81, #82, #83)
 Bickerstaff, Erik, RB, 2003
 Condo, Jon, LS, 2005
 Hoyte, Oliver, FB/LB, 2006-07
 (Hoyte also wore #53)
 Morris, Alfred, RB, 2016-17
 Chunn, Jordan, RB, 2019

47

Moegle, Dick, S, 1961
 Clinkscale, Dexter, S, 1980, 1982-85
 Scott, Chuck, WR, 1987
 Holmes, Clayton, CB, 1992-95
 McNeil, Ryan, CB, 2000
 Hunter, Pete, CB, 2002-04
 Vickers, Lawrence, FB, 2012

48

Green, Alex, CB, 1987
 (Green also wore #29)
 Johnston, Daryl, FB, 1989-99
 Witherspoon, Terry, FB, 2001
 Barrow, Micheal, LB, 2005
 Thomas, Joe, LB, 2018-19

49

Dean, Kent, TE, 1988
 Huggins, Johnny, TE, 2001
 Pierce, Brett, TE, 2004-05
 (Pierce also wore #88)
 Olawale, Jamize, FB, 2018-19

50

Tubbs, Jerry, LB, 1960-67
 Lewis, D.D., LB, 1968, 1970-81
 Rohrer, Jeff, LB, 1982-87
 Hendrickson, Steve, LB, 1989
 (Hendrickson also wore #58)
 Harper, Dave, LB, 1990
 Brownlow, Darrick, LB, 1991, 1994
 (Brownlow also wore #59)
 Abrams, Bobby, LB, 1992-93
 Shiver, Clay, C, 1996-98
 Tolbert, Brandon, LB, 1998-00
 (Tolbert also wore #53)
 Brooks, Jamal, LB, 2001-03
 Fujita, Scott, LB, 2005
 Ayodele, Akin, LB, 2006-07
 (Ayodele also wore #51)
 Rogers, Justin, LB, 2007-08
 Lee, Sean, LB, 2010-19

51

Braatz, Tom, LB, 1960
 Hoyem, Lynn, C/G, 1962-63
 Manders, Dave, C, 1964-66, 1968-74
 Dickerson, Anthony, LB, 1980-84

Jones, Dale, LB, 1987
 Swan, Russ, LB, 1987
 (Swan also wore #57)
 Norton, Ken, LB, 1988-93
 Thomas, Broderick, LB, 1996-98
 Adams, Keith, LB, 2001-02
 (Adams also wore #53)
 Hardy, Kevin, LB, 2002
 Singleton, Al, LB, 2003-06
 Ayodele, Akin, LB, 2006-07
 (Ayodele also wore #50)
 Brooking, Keith, LB, 2009-11
 Wilber, Kyle, LB, 2012-17
 Reid, Carauan, DT, 2018
 Hyder, Kerry, DT, 2019

52

Hansen, Wayne, LB, 1960
 Edwards, Dave, LB, 1963-75
 Eidson, Jim, G/C, 1976
 Shaw, Robert, C, 1979-81
 McLean, Scott, LB, 1983
 Cannon, Billy, LB, 1984
 Duliban, Chris, LB, 1987
 Hurd, Jeff, LB, 1987
 (Hurd also wore #58)
 Scott, Sean, LB, 1988
 Pruitt, Mickey, LB, 1991-92
 Schwantz, Jim, LB, 1994-96
 Coakley, Dexter, LB, 1997-04
 Johnson, Al, C, 2003-06
 (Johnson also wore #62)
 Polk, Carlos, LB, 2008
 Williams, Leon, LB, 2010
 Connor, Dan, LB, 2012
 Durant, Justin, LB, 2013-14, 2016, 2017
 (Durant also wore #56)
 Gachkar, Andrew, LB, 2015-16
 Williams, Connor, G, 2018-19

53

Connelly, Mike, C, 1960-67
 (Connelly also wore #54)
 Simmons, Dave, LB, 1968
 Whittingham, Fred, LB, 1969
 Babinecz, John, LB, 1972-73
 Breunig, Bob, LB, 1975-84
 Jax, Garth, LB, 1986-88
 Simmons, Victor, LB, 1987
 Elam, Onzy, LB, 1989
 Shannon, Randy, LB, 1989-90
 (Shannon also wore #94)
 Stepnoski, Mark, C, 1989-94, 1999-01
 (Stepnoski also wore #70)
 Donaldson, Ray, C, 1995-96
 Tolbert, Brandon, LB, 1998-00
 (Tolbert also wore #50)
 Adams, Keith, LB, 2001-02
 (Adams also wore #51)
 Thornton, Kalen, LB, 2004-05
 Glymph, Junior, LB, 2005-06
 (Glymph also wore #78)
 Hoyte, Oliver, FB/LB, 2006-07
 (Hoyte also wore #46)
 Octavien, Steve, LB, 2008-09
 Lawrence, Cameron, LB, 2013-14
 Nzeocha, Mark, LB, 2015-16
 March, Justin, LB, 2017-19

54

Connelly, Mike, C, 1960-67
 (Connelly also wore #53)
 Howley, Chuck, LB, 1961-73
 White, Randy, DT/LB, 1975-88
 Solomon, Jesse, LB, 1989-90
 Fieldings, Anthony, LB, 1995
 Hardy, Darryl, LB, 1995, 1997

Hambrick, Darren, LB, 1998-01
 Cerqua, Marc, LB, 2001
 O'Neil, Keith, LB, 2003-04
 Caver, Quinton, LB, 2005
 Carpenter, Bobby, LB, , 2006-09
 Cummings, Kenwin, LB, 2010
 Carter, Bruce, LB, 2011-14
 Smith, Jaylon, LB, 2016-19

55

Jordan, Lee Roy, LB, 1963-76
 Huther, Bruce, LB, 1977-80, 1983
 (Huther also wore #57)
 Spradlin, Danny, LB, 1981-82
 DeOssie, Steve, LB, 1984-88
 Flaherty, Harry, LB, 1987
 Del Rio, Jack, LB, 1989-91
 Jones, Robert, LB, 1992-95
 Strickland, Fred, LB, 1996-98
 Hall, Lemanski, LB, 1999
 Steele, Markus, LB, 2001-03
 Fowler, Ryan, LB, 2004-06
 Thomas, Zach, LB, 2008
 Albright, Alex, LB, 2011-12
 Jones, Edgar, DE, 2013
 McClain, Rolando, LB, 2014-15
 Paea, Stephen, DT, 2017
 Vander Esch, Leighton, LB, 2018-19

56

Patera, Jack, LB, 1960-61
 Long, Bob, LB, 1962
 Hays, Harold, LB, 1963-67
 Stincin, Tom, LB, 1969-71
 Barnes, Rodrigo, LB, 1973-74
 Henderson, Thomas, LB, 1975-79
 Roe, Bill, LB, 1980
 Lockhart, Eugene, LB, 1984-90
 Roper, John, LB, 1993
 Barnes, Reggie, LB, 1995
 Godfrey, Randall, LB, 1996-99
 Grant, Orantes, LB, 2000-01
 Jones, Bradie, LB, 2003-11
 McSurdy, Caleb, LB, 2012
 Vega, Jason, DE, 2013
 Wilson, Martez, DE, 2013
 Toomer, Korey, LB, 2014
 Dobbins, Tim, LB, 2014
 Watson, Dekoda, LB, 2014
 Durant, Justin, LB, 2013-14, 2016, 2017
 (Durant also wore #52)
 Smith, Keith, LB/FB, 2014-17
 (Smith also wore #41 and #57)
 Elliott, Jayrone, LB, 2017
 Jones, Datone, DT, 2017-18
 Jackson, Joe, DE, 2019

57

Walker, Malcolm, C, 1966-69
 Keller, Mike, LB, 1972
 Walker, Louie, LB, 1974
 Davis, Kyle, C, 1975
 Huther, Bruce, LB, 1977-80, 1983
 (Huther also wore #55)
 King, Angelo, LB, 1981-83
 Turner, Jimmie, LB, 1984
 Burton, Ron, LB, 1987-89
 Swan, Russ, LB, 1987
 (Swan also wore #51)
 Smith, Vinson, LB, 1990-92, 1997
 Campos, Alan, LB, 1996
 Smith, Myron, LB, 1998
 Coryatt, Quentin, LB, 1999
 Wortham, Barron, LB, 2000
 Mackey, Louis, LB, 2001-02
 (Mackey also wore #58)
 Burnett, Kevin, LB, 2005-08

Butler, Victor, LB, 2009-12
 Holloman, DeVonte, LB, 2013-14
 Smith, Keith, LB/FB, 2014-17
 (Smith also wore #41 and #56)
 Wilson, Damien, LB, 2015-18
 Gifford, Luke, LB, 2019

58

Peterson, Calvin, LB, 1974-75
 Hegman, Mike, LB, 1976-88
 Hurd, Jeff, LB, 1987
 (Hurd also wore #52)
 Hendrickson, Steve, LB, 1989
 (Hendrickson also wore #50)
 Edwards, Dixon, LB, 1991-95
 Hemsley, Nate, LB, 1997-99
 Bowden, Joe, LB, 2000
 Mackey, Louis, LB, 2001-02
 (Mackey also wore #57)

Grau, Jeff, LS, 2002
 Shanle, Scott, LB, 2003-05
 Williams, Jason, LB, 2009-10
 Lemon, Orie, LB, 2012, 2013
 (Lemon also wore #98)
 Bosworth, Kyle, LB, 2013
 Anderson, James, LB, 2014
 Crawford, Jack, DE, 2014-16
 Moore, Damontre', DE, 2017
 Johnson, Tre'von, LB, 2017
 Quinn, Robert, DE, 2019

59

Hutcherson, Ken, LB, 1974
 Capone, Warren, LB, 1975
 Brown, Guy, LB, 1977-82
 Walter, Mike, LB, 1983
 Penn, Jesse, LB, 1985-87
 Timmer, Kirk, LB, 1987
 Cobb, Garry, LB, 1988-89
 Brownlow, Darrick, LB, 1991, 1994
 (Brownlow also wore #50)
 Smith, Darrin, LB, 1993-96
 Thomas, Robert, LB/FB, 1998-02
 (Thomas also wore #44)
 Nguyen, Dat, LB, 1999-05
 Williams, Brandon, LB, 2010
 Sims, Ernie, LB, 2012-13
 Hitchens, Anthony, LB, 2014-17
 Covington, Chris, LB, 2018-19

60

Guy, Buzz, G, 1960
 Isbell, Joe Bob, G, 1962-65
 Burkett, Jackie, LB, 1968-69
 Kiner, Steve, LB, 1970
 Caffey, Lee Roy, LB, 1971
 Killian, Gene, G, 1974
 Randall, Tom, G, 1978
 Smerek, Don, DL, 1981-87
 Hamel, Dean, DT, 1989-90
 Hill, Tony, DE, 1991-92
 (Hill also wore #90)
 Kennard, Derek, G, 1994-96
 Brymer, Chris, C/G, 1999
 Nix, John, DT, 2001-02
 Noll, Ben, G, 2004-05
 Parker, J'vonne, DT, 2006
 Stanley, Montavious, DT, 2006
 Kowalski, Kevin, C/G, 2011-12
 Coleman, Davon, DT, 2014-15

61

Putnam, Duane, G, 1960
 Green, Allen, P/K, 1961
 Nye, Blaine, G, 1968-76
 Cooper, Jim, OL, 1977-86
 Newton, Nate, G/T, 1986-98
 (Newton also wore #67)

Garmon, Kelvin, G, 2000-02
 Conaty, Bill, C, 2003
 Nagy, Bill, G, 2011
 Redmond, Adam, C, 2018-19

62

Healy, Don, DT, 1960-61
 (Healy also wore #78)
 Cvercko, Andy, G, 1961-62
 Poimboeuf, Lance, K, 1963
 Donohue, Leon, G, 1965-67
 Fitzgerald, John, C, 1971-80
 Baldinger, Brian, OL, 1982-84, 1986-87
 Zentic, Mike, C, 1987
 Brotzki, Bob, T, 1988
 Oswald, Paul, G, 1988
 Tolbert, Tony, DL, 1989-97
 (Tolbert also wore #92)
 Hellestrae, Dale, OL, 1990-00
 (Hellestrae also wore #70)
 Parrish, James, T, 1993-94
 Myslinski, Tom, G/C, 1999
 Page, Craig, C, 2000
 Johnson, Al, C, 2003-06
 (Johnson also wore #52)
 Rivera, Marco, G, 2005-06
 Arkin, David, G, 2011-13

63

Falls, Mike, G, 1960-61
 Cole, Larry, DL, 1968-80
 Titensor, Glen, G, 1981-86, 1988
 Shields, Joe, OL, 1987
 Brinkley, Lester, DL, 1990
 Gesek, John, G, 1990-93
 (Gesek also wore #67)
 Flannery, John, G, 1996-97
 Kiselak, Michael, C/G, 1998-99
 Gibson, Aaron, T, 2001-02
 Alford, Darnell, T, 2002
 DiNapoli, Gennaro, C, 2003
 Kosier, Kyle, G, 2006-11
 Cook, Ryan, G/C, 2012
 Gardner, Ben, DE, 2014
 Walker, Casey, DT, 2015
 Cleary, Emmett, T, 2016

64

Grottkau, Bob, G, 1961
 Liscio, Tony, T, 1963-64, 1966-71
 (Liscio also wore #72)
 Smith, Jim Ray, G/T, 1963-64
 Johnson, Mitch, G, 1965
 Hagen, Halvor, C/G, 1969-70
 Arneson, Jim, C/G, 1973-74
 Rafferty, Tom, G/C, 1976-89
 Lilja, George, C, 1987
 (Lilja also wore #67)
 Diaz, Jorge, G, 2000
 Stewart, Daleroy, DT, 2002-04
 Holland, Montrae, G, 2008-11
 Waters, Brian, G, 2013
 Cooper, Jonathan, G, 2016-17

65

Schoenke, Ray, T, 1963-64
 Wilbur, John, T, 1966-69
 Stalls, Dave, DE, 1977-79
 Petersen, Kurt, G, 1980-85
 Westberry, Gary, C, 1987
 White, Bob, OL, 1987-89
 (White also wore #70)
 Slaton, Tony, G, 1990
 Stone, Ron, T, 1993-95
 Gurode, Andre, G/C, 2002-10
 Leary, Ronald, G, 2012-16
 Hyatt, Mitch, T, 2019

66

Husmann, Ed, DT, 1960
 Andrie, George, DE, 1962-72
 Lawless, Burton, G, 1975-79
 Wells, Norm, G, 1980
 Schultz, Chris, T, 1983, 1985
 Baker, Jesse, DE, 1986
 Gogan, Kevin, T, 1987-93
 Hutson, Tony, G, 1996-99
 Fricke, Ben, C, 1999-01
 (Fricke also wore #69)
 McKinney, Jeremy, G/T, 2002
 Ratliff, Jay, DE, 2005-13
 (Ratliff also wore #90)
 Johnson, Tank, NT, 2007-08
 (Johnson also wore #95)
 Sadder-McQueen, Jimmy, DE, 2010
 Geathers, Clifton, DE, 2010-11
 (Geathers also wore #96)
 Schaefering, Brian, DT, 2012
 Bishop, Ken, NT 2014-15
 (Bishop also wore #93)
 McGovern, Connor, G, 2019

67

Houser, John, C/G, 1960-61
 Kupp, Jake, G, 1964-65
 Toomay, Pat, DE, 1970-74
 Donovan, Pat, T, 1975-83
 Thompson, Broderick, G, 1985
 Newton, Nate, G/T, 1986-98
 (Newton also wore #61)
 Lilja, George, C, 1987
 (Lilja also wore #64)
 Walker, Gary, OL, 1987
 Shearin, Joe, C, 1987
 Smith, Sean, DT, 1989
 Gesek, John, G, 1990-93
 (Gesek also wore #63)
 Maryland, Russell, DT, 1991-95
 McIver, Everett, G, 1998-99
 Berger, Joe, G, 2006-08
 Costa, Phil, C, 2010-13
 Hills, Tony, T, 2014
 Mills, Jordan, T, 2015
 Miller, Wyatt, T, 2019

68

Reese, Guy, DT, 1962-63
 Boeke, Jim, T, 1964-67
 Scott, Herb, G, 1975-84
 Ker, Crawford, G, 1985-90
 Cornish, Frank, C, 1992-94
 Batiste, Michael, DT/G, 1995
 Ross, Oliver, T, 1998
 Scarlett, Noel, DT, 2000
 Lehr, Matt, G/C, 2001-04
 Jamison, Vontrell, DE, 2005
 Free, Doug, T, 2007-16
 Ross, Daniel, DT, 2017-19
 (Ross also wore #93)
 Benenoch, Caleb, G, 2019

69

Hegamin, George, T, 1994-97
 Fricke, Ben, G/C, 1999-01
 (Fricke also wore #66)
 Tucker, Ross, G, 2002
 Fabin, Jason, T, 2006
 Preston, Duke, G, 2009
 Irvin, Corvey, DT, 2013
 Melton, Henry, DT, 2014
 Knight, Brandon, G, 2019

70

McCreary, Bob, T, 1961
 Memmelaar, Dale, G, 1962-63

Sandeman, Bill, DT, 1966
 Wright, Rayfield, TE/T, 1967-79
 (Wright also wore #85)
 Richards, Howard, G/T, 1981-86
 White, Bob, OL, 1987-89
 (White also wore #65)
 Stepnoski, Mark, C, 1989-94, 1999-01
 (Stepnoski also wore #53)
 Hellestrae, Dale, OL, 1990-00
 (Hellestrae also wore #62)
 Collins, Javier, DT/T, 2001-03
 Brooks, Ethan, T, 2005
 Price, Marcus, T, 2005
 Davis, Leonard, T, 2007-10
 Loper, Daniel, G, 2011
 Crawford, Tyrone, DT, 2012-19
 (Crawford also wore #98)
 Long, Jerome, DT, 2013
 Nevis, Drake, DT, 2013
 Kearse, Frank, DT, 2013
 Martin, Zack, G, 2014-19

71
 Dickson, Paul, T, 1960
 Granger, Charlie, T, 1961
 Talbert, Don, DE/OT, 1962, 1965, 1971
 (Talbert also wore #72)
 Townes, Willie, DE, 1966-68
 Wallace, Rodney, G/T, 1971-73
 Frederick, Andy, T, 1977-81
 Tuinei, Mark, OT/DL, 1983-97
 Dwyer, Mike, DT, 1987
 Jackson, Alcender, G, 2000-01
 Walter, Tyson, OL, 2002-04
 Procter, Cory, G, 2005-09
 Barron, Alex, T, 2010
 Livings, Nate, G, 2012
 Brown, Everette, DE, 2013
 Hawkins, Donald, T, 2014
 Collins, La'el, G, 2015-19

72
 Herchman, Bill, DT, 1960-61
 Talbert, Don, DE/OT, 1962, 1965, 1971
 (Talbert also wore #71)

Liscio, Tony, T, 1963-64, 1966-71
 (Liscio also wore #64)
 Jones, Ed, DE, 1974-78, 1980-89
 Cheek, Louis, OL, 1990
 Sullivan, Mike, T, 1991
 Childress, Ray, DT, 1996
 Missouri, Dwayne, DE, 2001
 Peterman, Stephen, G, 2004-05
 Bowen, Stephen, DE, 2006-10
 Callaway, Robert, DT, 2012
 Frederick, Travis, C, 2013-19

73
 Fisher, Ray, T, 1960
 Clark, Monte, T, 1962
 Neely, Ralph, G/T, 1965-77
 Wright, Steve, T, 1981-82
 Kitson, Syd, G, 1984
 Ploeger, Kurt, DL, 1986
 Burnette, Dave, T, 1987
 Noonan, Danny, DL, 1987-92
 Allen, Larry, G/T, 1994-05
 Clark Jeremy, DE, 2010
 Bernadeau, Mackenzgy, G, 2012-15
 Looney, Joe, C, 2016-19

74
 Lilly, Bob, DL, 1961-74
 Jelks, Jalen, DE, 2019

75
 Fry, Bob, T, 1960-64
 Pugh, Jethro, DT, 1965-78

Pozderac, Phil, T, 1982-87
 Smith, Daryle, T, 1987-88
 (Smith also wore #79)
 Carter, Jon, DT, 1989
 Casillas, Tony, DT, 1991-93, 1996-97
 Noble, Brandon, DT, 1999-02
 Young, Ryan, T, 2003
 Wiley, Marcellus, DE, 2004
 Colombo, Marc, T, 2005-10
 Dockery, Derrick, G, 2011-12
 (Dockery also wore #76)
 Weems, Darrion, T, 2012-14
 Davis, Ryan, DE, 2016
 Bell, Byron, T, 2017
 Fleming, Cameron, T, 2018-19

76
 Gonzaga, John, DE, 1960
 Nutting, Ed, T, 1963
 Frank, Bill, T, 1964
 Diehl, John, DT, 1965
 Niland, John, G, 1966-74
 Bethea, Larry, DL, 1978-83
 Aughtman, Dowe, OL, 1984
 Otto, Bob, DL, 1986
 Zimmerman, Jeff, G, 1987-90
 Veingrad, Alan, OL, 1991-92
 Reynolds, Jerry, T, 1994
 Adams, Fozell, G/T, 1998-09
 Young, Sam, T, 2010
 Dockery, Derrick, G, 2011-12
 (Dockery also wore #75)

Hardy, Greg, DE, 2015
 Moore, Zach, DE, 2016
 Ash, Richard, DE, 2016
 Su a-Filo, Xavier, G, 2018-19

77
 Bradfute, Byron, T, 1960-61
 Brock, Clyde, DT, 1962-63
 Stephens, Larry, DE, 1963-67
 (Stephens also wore #79)
 Colvin, Jim, DT, 1964-66
 East, Ron, DT, 1967-70
 (East also wore #79)
 Gregory, Bill, DL, 1971-77
 Thornton, Bruce, DL, 1979-81
 Jeffcoat, Jim, DE, 1983-94
 Cisowski, Steve, T, 1987
 Scifres, Steve, OL, 1997

Davis, Nathan, DT, 1998-99
 (Davis also wore #99)
 Page, Solomon, G/T, 1999-02
 Tucker, Torrin, T, 2003-05
 McQuistan, Pat, T, 2006-09
 Smith, Tyrone, T, 2011-19

78
 Healy, Don, DT, 1960-61
 (Healy also wore #62)
 Meyers, John, DT, 1962-63
 Youmans, Maury, DE, 1964-65
 Asher, Bob, T, 1970
 Walton, Bruce, G, 1973-75
 Schaum, Greg, DE, 1976
 Dutton, John, DL, 1979-86
 Widell, Dave, T, 1988-89
 Lett, Leon, DL, 1991-00
 Vollers, Kurt, T, 2002-04
 Glymph, Junior, LB, 2005-06
 (Glymph also wore #53)
 Marten, James, T, 2007
 Parnell, Jermey, T, 2010-14
 Brown, Charles, T, 2015
 Edwards, Kadeem, G, 2017-18
 Wichmann, Cody, G, 2019

79
 Klein, Dick, T, 1960
 Frost, Ken, DT, 1961-62
 Stephens, Larry, DE, 1963-67
 (Stephens also wore #77)
 East, Ron, DT, 1967-70
 (East also wore #77)
 Gregg, Forrest, G/T, 1971
 Martin, Harvey, DE, 1973-83
 Hunt, John, G/T, 1984
 Cesario, Sal, G, 1987
 Smith, Daryle, T, 1987-88
 (Smith also wore #75)
 Broughton, Willie, DT, 1989-90
 Williams, Erik, T, 1991-00
 Dorsey, Char-ron, T, 2001-02
 McFadden, Marques, T, 2002
 Rogers, Jacob, T, 2004
 Pettitti, Rob, T, 2005
 Brewster, Robert, T, 2009-10
 Bass, Ben, DT, 2012
 Boatright, Kenneth, DE, 2014
 Green, Chaz, OL, 2015-17
 Ehinger, Parker, G, 2018
 Hamilton, Justin, DT, 2019
 Bennett, Michael, DL, 2019

80
 Murchison, Ola Lee, WR, 1961
 Folkens, Lee, TE, 1962-64
 (Folkens also wore #83)
 Barnes, Gary, WR, 1963
 McDaniels, David, WR, 1968
 Hill, Tony, WR, 1977-86
 Barksdale, Rod, WR, 1987
 Spivey, Sebron, WR, 1987
 Gay, Everett, WR, 1988
 Ford, Bernard, WR, 1989
 Harris, Rod, WR, 1990
 Harper, Alvin, WR, 1991-94, 1999
 (Harper also wore #82)
 Gadsden, Oronde, WR, 1995
 Williams, Steprent, WR, 1996-97
 Santiago, O.J., TE, 2000
 Fontenot, Chris, TE, 2000
 Swinton, Reggie, WR, 2001-03
 McGee, Tony, TE, 2002-03
 (McGee also wore #82)
 James, Cedric, WR, 2003
 Ryan, Sean, TE, 2004-05
 Fasano, Anthony, TE, 2006-07
 Bennett, Martellus, TE, 2008-11
 Gathers, Rico, TE, 2017-18

81
 Howton, Bill, WR, 1960-63
 Bateman, Marv, P, 1972-74
 Howard, Percy, WR, 1975
 Steele, Robert, WR, 1978
 (Steele also wore #82)
 Smith, Jackie, TE, 1978
 Wilson, Steve, WR/CB, 1979-81
 (Wilson also wore #45)
 Phillips, Kirk, WR, 1984
 Powe, Karl, WR, 1985-86
 Courville, Vince, WR, 1987
 (Courville also wore #44)
 Edwards, Kelvin, WR, 1987-88
 (Edwards also wore #87)
 Anक्रम, Scott, WR, 1989
 Wright Alexander, WR, 1990-92
 Daniel, Tim, WR, 1993
 Galbraith, Scott, TE, 1993-94, 1997
 (Galbraith also wore #89)
 Hervey, Edward, WR, 1995
 Armstrong, Tyji, TE, 1996
 Jeffers, Patrick, WR, 1998

Ismail, Raghbir, WR, 1999-01
 Whalen, James, TE, 2000-03
 (Whalen also wore #46, #82, #83)
 Morgan, Quincy, WR, 2004
 Price, Peerless, WR, 2005
 Owens, Terrell, WR, 2006-08
 Robinson, Laurent, WR, 2011
 Johnson, Jon'Vea, WR, 2019

82

Clarke, Frank, TE/WR, 1960-67
 Stowe, Otto, WR, 1973
 Reece, Beasley, CB/WR, 1976
 Steele, Robert, WR, 1978
 (Steele also wore #81)
 Simmons, Cleo, TE, 1983
 Renfro, Mike, WR, 1984-87
 Burbage, Cornell, WR, 1987-89
 (Burbage also wore #15 and #89)
 Shepard, Derrick, WR, 1989-91
 (Shepard also wore #87)
 Harper, Alvin, WR, 1991-94, 1999
 (Harper also wore #80)
 Smith, Jimmy, WR, 1992
 Fleming, Cory, WR, 1994-95
 Mitchell, Johnny, TE, 1996
 Ogden, Jeff, WR, 1998-99
 Brazzell, Chris, WR, 1999-00
 (Brazzell also wore #85)
 McKnight, James, WR, 1999-00
 Whalen, James, TE, 2000-03
 (Whalen also wore #46, #81, #83)
 McGee, Tony, TE, 2002-03
 (McGee also wore #80)
 Witten, Jason, TE, 2003-17, 2019

83

Doran, Jim, WR, 1960-61
 Folkins, Lee, TE, 1962-64
 (Folkins also wore #80)
 Deters, Harold, K, 1967
 Clark, Mike, K, 1968-71, 1973
 (Clark also wore #17)
 Richards, Golden, WR, 1973-78
 Donley, Doug, WR, 1981-84
 Gonzalez, Leon, WR, 1985
 Martin, Kelvin, WR, 1987-92, 1996
 Mickey, Joey, TE, 1993
 Jackson, Willie, WR, 1994
 Watkins, Kendall, TE, 1995
 Miller, Anthony, WR, 1997
 Clay, Hayward, TE, 1998-99
 Still, Bryan, WR, 1999
 McGarity, Wane, WR, 1999-01
 Whalen, James, TE, 2000-03
 (Whalen also wore #46, #81, #82)
 Glenn, Terry, WR, 2003-07
 Rucker, Martin, TE, 2010-11
 Williams, Terrance, WR, 2013-18
 Bryant, Ventell, WR, 2019

84

Wisener, Gary, WR, 1960
 Norman, Pettis, TE, 1962-70
 Fugett, Jean, TE, 1972-75
 Cosbie, Doug, TE, 1979-88
 Borresen, Rich, TE, 1987
 Jennings, Keith, TE, 1989
 Novacek, Jay, TE, 1990-96
 Lucky, Mike, TE, 1999-02
 (Lucky also wore #86)
 Galloway, Joey, WR, 2000-03
 Crayton, Patrick, WR, 2004-09
 Hanna, James, TE, 2012-16

85

Cronin, Gene, LB, 1960
 Wright, Rayfield, TE/T, 1967-79
 (Wright also wore #70)
 Smith, Tody, DL, 1971-72
 Cornwell, Fred, TE, 1984-85
 Chandler, Thornton, TE, 1986-89
 (Chandler also wore #89)
 Folsom, Steve, TE, 1987-90
 Hendrix, Tim, TE, 1987
 McKinnon, Dennis, WR, 1990
 Williams, Kevin, WR, 1993-96
 Mills, Ernie, WR, 1998-99
 Brazzell, Chris, WR, 1999-00
 (Brazzell also wore #82)
 Chiaverini, Darren, WR, 2001
 Scott, Darnay, WR, 2002
 Robinson, Jeff, TE, 2002-04
 Rector, Jamaica, WR, 2006
 Ogletree, Kevin, WR, 2009-12
 Mayle, Vince, WR, 2015-2016
 (Mayle also wore #16)
 Brown, Noah, WR, 2017-19

86

Sherer, Dave, P, 1960
 Porterfield, Garry, DE, 1965
 Coleman, Ralph, LB, 1972
 Houston, Bill, WR, 1974
 Johnson, Butch, WR, 1976-83
 Harris, Duriel, WR, 1984
 Smith, Waddell, WR, 1984
 Duckett, Kenny, WR, 1985
 Sherrard, Mike, WR, 1986
 Dixon, James, WR/RB, 1989-91
 (Dixon also wore #21)
 Williams, Tyrone, WR, 1993
 Bjornson, Eric, TE, 1995-99
 Lucky, Mike, TE, 1999-02
 (Lucky also wore #84)
 Campbell, Dan, TE, 2003-05
 Hannam, Ryan, TE, 2006
 Stanback, Isaiah, WR, 2007-08
 Chandler, Scott, TE, 2010
 Schultz, Dalton, TE, 2018-19

87

Borden, Nate, DE, 1960-61
 Stynchula, Andy, DE, 1968
 Truax, Billy, TE, 1971-73
 Howard, Ron, TE, 1974-75
 Saidi, Jay, TE, 1976-82
 Banks, Gordon, WR, 1985-87
 Edwards, Kelvin, WR, 1987-88
 (Edwards also wore #81)
 Alexander, Ray, WR, 1988-89
 Shepard, Derrick, WR, 1989-91
 (Shepard also wore #82)
 Roberts, Alfredo, TE, 1991-92
 Davis, Billy, WR, 1995-98
 Tucker, Jason, WR, 1999-00
 Rambo, Ken-Yon, WR, 2001-02
 Smith, Zurriel, WR, 2003
 Ward, Dedic, WR, 2004
 Thorn, Andy, TE, 2006
 Smith, Andre, TE, 2013
 Swaim, Geoff, TE, 2015-18

88

Davis, Sonny, LB, 1961
 Ridgway, Colin, P/K, 1965
 Randle, Sonny, WR, 1968
 Rucker, Reggie, WR, 1970-71
 Sellers, Ron, WR, 1972
 Pearson, Drew, WR, 1973-83
 Irvin, Michael, WR, 1988-99
 Harris, Jackie, TE, 2000-01

Bryant, Antonio, WR, 2002-04
 Pierce, Brett, TE, 2004-05
 (Pierce also wore #49)
 Bryant, Dez, WR, 2010-17

89

Dugan, Fred, WR, 1960
 Davis, Donnie, WR, 1962
 Ditka, Mike, TE, 1969-72
 DuPre, Billy Joe, TE, 1973-83
 Salonen, Brian, TE/LB, 1984-85
 Chandler, Thornton, TE, 1986-89
 (Chandler also wore #85)
 Burbage, Cornell, WR, 1987-89
 (Burbage also wore #15 and #82)
 Awat, Rob, TE, 1990-91
 Tennell, Derek, TE, 1992
 Blackwell, Kelly, TE, 1993
 Galbraith, Scott, TE, 1993-94, 1997
 (Galbraith also wore #81)
 Price, Jim, TE, 1993
 Ware, Derek, TE, 1996
 LaFleur, David, TE, 1997-00
 Williams, Randal, WR, 2001-04
 Curtis, Tony, TE, 2007-08
 Phillips, John, TE, 2009-12
 Escobar, Gavin, TE, 2013-16
 Jarwin, Blake, TE, 2017-19

90

Crockett, Willis, LB, 1990
 Hill, Tony, DE, 1991-92
 (Hill also wore #60)
 McIntosh, Toddrick, DT, 1994
 Sturgis, Oscar, DE, 1995
 Spellman, Alonzo, DT, 1999-00
 Frisch, Byron, DE, 2001
 Ogbogu, Eric, DE, 2003-05
 Ratliff, Jay, DE, 2005-13
 (Ratliff also wore #66)
 Austin, Marvin, DT, 2013
 Dawkins, Everett, DE, 2013
 Lawrence, DeMarcus, DE, 2014-19

91

Johnson, Walter, DT, 1987
 Vanderbeek, Matt, LB/DE, 1993-94
 Benson, Darren, DT, 1995-98
 Underwood, Dimitrius, DL, 2000-01
 Carlson, Leonardo, DT, 2003-04
 Ladoucer, Louis-Philippe, LS, 2005-19

92

Perkins, Roy, DE, 1987
 Tolbert, Tony, DL, 1989-97
 (Tolbert also wore #62)
 White, Chris, DE, 2000
 Evans, Demetric, DE, 2001-02
 Brooks, Jermaine, DT, 2003
 Johnson, Thomas, DT, 2005
 Ayodele, Remi, NT, 2007
 Brent, Josh, NT, 2010-12, 14
 (Brent also wore #95)
 Cohen, David, DT, 2013
 Carter, Brandon, DT, 2013
 Wynn, Jarius, DE, 2013
 Mincey, Jeremy, DE, 2014-15
 Thornton, Cedric, DT, 2016
 Price, Brian, DT, 2017
 Armstrong, Doriane, DE, 2018-19

93

Cooper, Reggie, LB, 1991
 Ulufale, Mike, DT, 1996
 Smith, Artie, DT, 1998
 Zellner, Peppi, DE, 1999-02
 Coleman, Kenyon, DE, 2003-06, 11-12
 (Coleman also wore #99)

Spencer, Anthony, LB, 2007-14
Bishop, Ken, DT, 2014-15
 (Bishop also wore #66)
Mayowa, Benson, DE, 2016-17
Ross, Daniel, DT, 2017-19
 (Ross also wore #68)

94
Watts, Randy, DE, 1987
Shannon, Randy, LB, 1989-90
 (Shannon also wore #53)
Haley, Charles, DE, 1992-96
Myers, Michael, DL, 1998-03
Cooper, Chris, DT, 2004
Ware, DeMarcus, LB, 2005-13
Gregory, Randy, DE, 2015-16, 2018

95
Walen, Mark, DT, 1987-88
Hennings, Chad, DT, 1992-00
Chevrier, Randy, DT, 2001
Weatherington, Colston, DE, 2002
Claybrooks, DeVone, DT, 2004
Ferguson, Jason, DT, 2005-07
Johnson, Tank, NT, 2007-08
 (Johnson also wore #66)
Siavii, Junior, NT, 2009
Lissemore, Sean, DE, 2010-12
Rayford, Caesar, DE, 2013
Brent, Josh, NT, 2010-12, 14
 (Brent also wore #92)

Irving, David, DE, 2015-18
Covington, Christian, DT, 2019

96
Stubbs, Daniel, DE, 1990-91
Carver, Shante, DE, 1994-97
 (Carver also wore #98)

Anderson, Antonio, DT, 1997-98
Ekuban, Ebenezer, DE, 1999-03
Spears, Marcus, DE, 2005-12
 (Spears also wore #98)

Hayden, Nick, DT, 2013-15
Collins, Maliek, DT, 2016-19

97
Ponder, David, DT, 1985
Lilly, Kevin, DT, 1989
Jones, Jimmie, DL, 1990-93
Pittman, Kavika, DE, 1996-99
Fields, Aaron, DE, 2000

Glover, La'Roi, DT, 2002-05
Hatcher, Jason, DE, 2006-13
McClain, Terrell, DT, 2014-16
Charlton, Taco, DE, 2017-18
Hill, Trysten, DT, 2019

98
Tippins, Ken, LB, 1989
Willis, Mitch, DT, 1990
Myles, Godfrey, LB, 1991-96

Carver, Shante, DE, 1994-97
 (Carver also wore #96)

Ellis, Greg, DE/LB, 1998-08
Johnson, Curtis, LB, 2009
Spears, Marcus, DE, 2005-12
 (Spears also wore #96)

Poppinga, Brady, LB, 2012
Lemon, Orië, LB, 2012, 2013
 (Lemon also wore #58)

Crawford, Tyrone, DT, 2012-19
 (Crawford also wore #70)

99
Brooks, Kevin, DT, 1985-88
Howard, David, LB, 1989-90
McCormack, Hurvin, DT, 1994-98
Davis, Nathan, DT, 1998-99
 (Davis also wore #77)

Blade, Willie, DT, 2003
Eaton, Chad, DT, 2004
Canty, Chris, DE, 2005-08
Olshansky, Igor, DE, 2009-10

Coleman, Kenyon, DE, 2003-06, 11-12
 (Coleman also wore #93)

Selvie, George, DE, 2013-14
Russell, Ryan, DE, 2015
Tapper, Charles, DE, 2016-17
Woods, Antwaun, DT, 2018-19

Cowboys All-Time Honor Roll

ALL-TIME PRO BOWL SELECTIONS

Name	Position	Total Selections	Consecutive Streak
Bob Lilly	DT	11	10 (1964-73)
Jason Witten	TE	11	7 (2004-10, 12-14)
Larry Allen	G/T	10	7 (1995-01)
Mel Renfro	S/CB	10	10 (1964-73)
Randy White	DT	9	9 (1977-85)
Emmitt Smith	RB	8	6 (1990-95)
DeMarcus Ware	LB	7	7 (2006-12)
Tyron Smith	T	7	7 (2013-19)
Troy Aikman	QB	6	6 (1991-96)
Cliff Harris	S	6	6 (1974-79)
Chuck Howley	LB	6	5 (1965-69)
Zack Martin	G	6	6 (2014-19)
Nate Newton	G	6	5 (1992-96)
John Niland	G	6	6 (1968-73)
Don Perkins	RB	6	3 (1961-63, 66-68)
Roger Staubach	QB	6	5 (1975-79)
Rayfield Wright	T	6	6 (1971-76)
Flozell Adams	T	5	3 (2006-08)
George Andrie	DE	5	5 (1965-69)
Travis Frederick	C	5	4 (2014-17)
Cornell Green	CB/S	5	3 (1965-67)
Andre Gurode	C	5	5 (2006-10)
Michael Irvin	WR	5	5 (1991-95)
Lee Roy Jordan	LB	5	3 (1967-69)
Jay Novacek	TE	5	5 (1991-95)
Roy Williams	S	5	5 (2003-07)
Darren Woodson	S	5	5 (1994-98)
Pat Donovan	T	4	4 (1979-82)
Tony Dorsett	RB	4	3 (1981-83)
La'Roi Glover	DT	4	4 (2002-05)
Calvin Hill	RB	4	3 (1972-74)
Harvey Martin	DE	4	4 (1976-79)
Jay Ratliff	NT	4	4 (2008-11)
Tony Romo	QB	4	2 (2006-07)
Deion Sanders	CB/KR	4	4 (1996-99)
Everson Walls	CB	4	3 (1981-83)
Erik Williams	T	4	2 (1996-97)

PRO BOWL

1960 (1)	-	Jim Doran, WR (1)
1961 (2)	-	Dick Bielski, TE (1)
1962 (5)	- #	Don Perkins, RB (1) Don Bishop, CB (1) Eddie LeBaron, QB (1) Bob Lilly, DE (1) Don Perkins, RB (2) Jerry Tubbs, LB (1)
1963 (3)	-	Sam Baker, P (1) Lee Folkins, TE (1) Don Perkins, RB (3)
1964 (2)	-	Bob Lilly, DT (2)
1965 (6)	- #	Mel Renfro, S (1) George Andrie, DE (1) Cornell Green, CB (1) # Bob Hayes, WR (1) Chuck Howley, LB (1) Bob Lilly, DT (3) Mel Renfro, S (2)
1966 (9)	-	George Andrie, DE (2) Cornell Green, CB (2) Bob Hayes, WR (2) Chuck Howley, LB (2) Bob Lilly, DT (4) Dave Manders, C (1) Don Meredith, QB (1) Don Perkins, RB (4) Mel Renfro, S (3)
1967 (10)	-	George Andrie, DE (3) Cornell Green, CB (3) Bob Hayes, WR (3) Chuck Howley, LB (3) Lee Roy Jordan, LB (1) Bob Lilly, DT (5) Don Meredith, QB (2) Ralph Neely, T (1) Don Perkins, RB (5) Mel Renfro, S (4)
1968 (8)	-	George Andrie, DE (4) Chuck Howley, LB (4)

STAFF

ALL-TIME HONORS

2019 SEASON

RECORDS

PLAYOFF RECORDS

HISTORY

SIDELINES

Pro Bowl cont.

Lee Roy Jordan, LB (2)
 Bob Lilly, DT (6)
 Don Meredith, QB (3)
 John Niland, G (1)
 Don Perkins, RB (6)
 Mel Renfro, CB (5)
 1969 (8) - a George Andrie, DE (5)
 # Calvin Hill, RB (1)
 Chuck Howley, LB (5)
 Lee Roy Jordan, LB (3)
 Bob Lilly, DT (7)
 Ralph Neely, T (2)
 John Niland, G (2)
 Mel Renfro, CB (6)
 1970 (3) - Bob Lilly, DT (8)
 John Niland, G (3)
 1971 (8) - b Mel Renfro, CB (7)
 Cornell Green, S (4)
 Chuck Howley, LB (6)
 Bob Lilly, DT (9)
 John Niland, G (4)
 Mel Renfro, S (8)
 Roger Staubach, QB (1)
 Ron Wadby, P (1)
 1972 (7) - Rayfield Wright, T (1)
 Walt Garrison, RB (1)
 Cornell Green, S (5)
 Calvin Hill, RB (2)
 * Bob Lilly, DT (10)
 John Niland, G (5)
 * Mel Renfro, CB (9)
 Rayfield Wright, T (2)
 1973 (6) - * Calvin Hill, RB (3)
 * Lee Roy Jordan, LB (4)
 * Bob Lilly, DT (11)
 John Niland, G (6)
 Mel Renfro, CB (10)
 Rayfield Wright, T (3)
 1974 (6) - Cliff Harris, S (1)
 Calvin Hill, RB (4)
 Lee Roy Jordan, LB (5)
 Blaine Nye, G (1)
 Drew Pearson, WR (1)
 Rayfield Wright, T (4)
 1975 (3) - Cliff Harris, S (2)
 * Roger Staubach, QB (2)
 Rayfield Wright, T (5)
 1976 (8) - Billy Joe DuPree, TE (1)
 Cliff Harris, S (3)
 Harvey Martin, DE (1)
 Blaine Nye, G (2)
 Drew Pearson, WR (2)
 Roger Staubach, QB (3)
 Charlie Waters, S (1)
 Rayfield Wright, T (6)
 1977 (8) - Billy Joe DuPree, TE (2)
 Cliff Harris, S (4)
 Efen Herrera, K (1)
 Harvey Martin, DE (2)
 Drew Pearson, WR (3)
 * Roger Staubach, QB (4)
 Charlie Waters, S (2)
 Randy White, DT (1)
 1978 (9) - Tony Dorsett, RB (1)
 Billy Joe DuPree, TE (3)
 Cliff Harris, S (5)
 Thomas Henderson, LB (1)
 Tony Hill, WR (1)
 * Harvey Martin, DE (3)
 Roger Staubach, QB (5)
 Charlie Waters, S (3)
 Randy White, DT (2)
 1979 (8) - Bob Bruenig, LB (1)
 Pat Donovan, T (1)
 Cliff Harris, S (6)
 Tony Hill, WR (2)
 Harvey Martin, DE (4)

Herb Scott, G (1)
 Roger Staubach, QB (6)
 Randy White, DT (3)
 1980 (4) - Bob Bruenig, LB (2)
 Pat Donovan, T (2)
 Herb Scott, G (2)
 Randy White, DT (4)
 1981 (7) - Pat Donovan, T (3)
 Tony Dorsett, RB (2)
 Ed Jones, DE (1)
 Herb Scott, G (3)
 # Rafael Septien, K (1)
 Everson Walls, CB (1)
 Randy White, DT (5)
 1982 (7) - Bob Bruenig, LB (3)
 Pat Donovan, T (4)
 Tony Dorsett, RB (3)
 Ed Jones, DE (2)
 Everson Walls, CB (2)
 Danny White, QB (1)
 Randy White, DT (6)
 1983 (5) - Doug Cosbie, TE (1)
 Tony Dorsett, RB (4)
 Ed Jones, DE (3)
 Everson Walls, CB (3)
 Randy White, DT (7)
 1984 (3) - Bill Bates, ST (1)
 Doug Cosbie, TE (2)
 Randy White, DT (8)
 1985 (4) - Doug Cosbie, TE (3)
 Tony Hill, WR (3)
 Everson Walls, CB (4)
 Randy White, DT (9)
 1987 (1) - Herschel Walker, RB (1)
 1988 (1) - Herschel Walker, RB (2)
 1990 (1) - # Emmitt Smith, RB (1)
 1991 (4) - @ Troy Aikman, QB (1)
 Michael Irvin, WR (1)
 Jay Novacek, TE (1)
 Emmitt Smith, RB (2)
 1992 (6) - Troy Aikman, QB (2)
 Michael Irvin, WR (2)
 Nate Newton, G (1)
 Jay Novacek, TE (2)
 Emmitt Smith, RB (3)
 Mark Stepnoski, C (1)
 1993 (11) - %* Troy Aikman, QB (3)
 * Thomas Everett, S (1)
 Michael Irvin, WR (3)
 Daryl Johnston, FB (1)
 Russell Maryland, DT (1)
 Nate Newton, G (2)
 Ken Norton, LB (1)
 Jay Novacek, TE (3)
 * Emmitt Smith, RB (4)
 * Mark Stepnoski, C (2)
 Erik Williams, T (1)
 1994 (11) - Troy Aikman, QB (4)
 Charles Haley, DE (1)
 Michael Irvin, WR (4)
 Daryl Johnston, FB (2)
 Leon Lett, DT (1)
 Nate Newton, G (3)
 Jay Novacek, TE (4)
 * Emmitt Smith, RB (5)
 Mark Stepnoski, C (3)
 Mark Tuinei, T (1)
 Darren Woodson, S (1)
 1995 (10) - * Troy Aikman, QB (5)
 Larry Allen, G (1)
 * Ray Donaldson, C (1)
 Charles Haley, DE (2)
 Michael Irvin, WR (5)
 Nate Newton, G (4)
 Jay Novacek, TE (5)
 Emmitt Smith, RB (6)
 Mark Tuinei, T (2)
 Darren Woodson, S (2)

1996 (9) - *	Troy Aikman, QB (6)	2010 (6) -	Miles Austin, WR (2)
	Larry Allen, G (2)		Andre Gurode, C (5)
	* Ray Donaldson, C (2)		Mat McBriar, P (2)
	Nate Newton, G (5)		Jay Ratliff, NT (3)
	* Deion Sanders, CB (1)		DeMarcus Ware, LB (5)
	Jim Schwantz, ST (1)		Jason Witten, TE (7)
	Tony Tolbert, DE (1)	2011 (2) -	Jay Ratliff, NT (4)
	Erik Williams, T (2)		DeMarcus Ware, LB (6)
	Darren Woodson, S (3)	2012 (3) - *	DeMarcus Ware, LB (7)
1997 (4) -	Larry Allen, G (3)		Anthony Spencer, LB (1)
	* Deion Sanders, CB (2)		Jason Witten, TE (8)
	Erik Williams, T (3)	2013 (5) -	Dez Bryant, WR (1)
	Darren Woodson, S (4)		Jason Hatcher, DT (1)
1998 (6) -	Larry Allen, T (4)		DeMarco Murray, RB (1)
	Leon Lett, DT (2)		Tyron Smith, T (1)
	Nate Newton, G (6)		Jason Witten, TE (9)
	Deion Sanders, CB/KR (3)	2014 (8) - *	Dez Bryant, WR (2)
	Emmitt Smith, RB (7)		Travis Frederick, C (1)
	Darren Woodson, S (5)		Louis-Philippe Ladouceur, LS (1)
1999 (5) - *	Larry Allen, G (5)		Zack Martin, G (1)
	Dexter Coakley, LB (1)	#	DeMarco Murray, RB (2)
	* Deion Sanders, CB (4)		Tony Romo, QB (4)
	Emmitt Smith, RB (8)		Tyron Smith, T (2)
	Erik Williams, T (4)		Jason Witten, TE (10)
2000 (1) -	Larry Allen, G (6)	2015 (5) -	Dan Bailey, K (1)
2001 (2) - *	Larry Allen, G (7)		Travis Frederick, C (2)
	Dexter Coakley, LB (2)		Sean Lee, LB (1)
2002 (1) -	La'Roi Glover, DT (1)		Zack Martin, G (2)
2003 (5) -	Flozell Adams, T (1)		Tyron Smith, T (3)
	Larry Allen, G (8)	2016 (6) -	Bryant, Dez (3)
	Dexter Coakley, LB (3)	#	Ezekiel Elliott, RB (1)
	La'Roi Glover, DT (2)		Travis Frederick, C (3)
	Roy Williams, S (1)		Sean Lee, LB (2)
	Flozell Adams, T (2)		Zack Martin, G (3)
2004 (5) -	Larry Allen, G (9)	#	Dak Prescott, QB (1)
	La'Roi Glover, DT (3)		Tyron Smith, T (4)
	Roy Williams, S (2)	2017 (5) -	Travis Frederick, C (4)
	Jason Witten, TE (1)	*	Zack Martin, G (4)
2005 (4) -	Larry Allen, G (10)		DeMarcus Lawrence, DE (1)
	La'Roi Glover, DT (4)	*	Tyron Smith, T (5)
	Roy Williams, S (3)		Jason Witten, TE (11)
	Jason Witten, TE (2)	2018 (8) -	Amarl Cooper, WR (1)
2006 (7) -	Flozell Adams, T (3)		Ezekiel Elliott, RB (2)
	Andre Gurode, C (1)		Byron Jones, CB (1)
	Mat McBriar, P (1)		DeMarcus Lawrence, DE (2)
	Tony Romo, QB (1)		Zack Martin, G (5)
	DeMarcus Ware, LB (1)		Dak Prescott, QB (2)
	Roy Williams, S (4)		Tyron Smith, T (6)
	Jason Witten, TE (3)	2019 (6) -	Leighton Vander Esch, LB (1)
2007 (13) -	Flozell Adams, T (4)		Amarl Cooper, WR (2)
	Marion Barber III, RB (1)		Ezekiel Elliott, RB (3)
	Leonard Davis, G (1)		Zack Martin, G (6)
	Greg Ellis, LB (1)		Travis Frederick, C (5)
#	Nick Folk, K (1)		Jaylon Smith, LB (1)
	Andre Gurode, C (2)		Tyron Smith, T (7)
	Ken Hamlin, S (1)		
	Terence Newman, CB (1)	BOLD starter	a named outstanding lineman
	Terrell Owens, WR (1)	* selected but did not play	b named outstanding back
	Tony Romo, QB (2)	# rookie	% top vote getter
	DeMarcus Ware, LB (2)	@ most valuable player	
	Roy Williams, S (5)		
	Jason Witten, TE (4)		
2008 (6) -	Flozell Adams, T (5)		
	* Leonard Davis, G (2)		
	Andre Gurode, C (3)		
	Jay Ratliff, NT (1)		
	DeMarcus Ware, LB (3)		
	Jason Witten, TE (5)		
2009 (9) -	Miles Austin, WR (1)		
	Leonard Davis, G (3)		
	* Andre Gurode, C (4)		
	Mike Jenkins, CB (1)		
	Terence Newman, CB (2)		
	Jay Ratliff, NT (2)		
	Tony Romo, QB (3)		
	DeMarcus Ware, LB (4)		
	Jason Witten, TE (6)		

ALL-PRO

1962 (2) -	Don Perkins, RB (1, AP, NEA)
	Jerry Tubbs, LB (1, TSN)
1963 (1) -	Chuck Howley, LB (1, TSN)
1964 (3) -	Frank Clarke, TE (1, AP)
	Bob Lilly, DT (1, AP, UPI, NEA)
	Jim Ridlon, DB (1, TSN)
1965 (3) - #	Bob Hayes, WR (1, TSN)
	Bob Lilly, DT (2, AP, UPI, NEA, TSN)
	Mel Renfro, S (1, NEA, TSN)
1966 (7) -	Cornell Green, CB (1, AP, NEA, TSN)
	Bob Hayes, WR (2, AP, UPI, NEA, TSN)
	Chuck Howley, LB (2, AP, UPI, NEA)
	Lee Roy Jordan, LB (1, TSN)
	Bob Lilly, DT (3, AP, UPI, NEA, TSN)

STAFF

ALL-TIME HONORS

2019 SEASON

RECORDS

PLAYOFF RECORDS

HISTORY

SIDELINES

All-Pro, cont.
 Ralph Neely, T (1, TSN)
 Dan Reeves, RB (1, TSN)
 1967 (7) - George Andrie, DE (1, TSN)
 Cornell Green, CB (2, AP, UPI, NEA, TSN)
 Bob Hayes, WR (3, TSN)
 Chuck Howley, LB (3, AP, TSN)
 Bob Lilly, DT (4, AP, UPI, NEA, TSN)
 Ralph Neely, T (2, AP, UPI, TSN)
 Mel Renfro, S (2, TSN)
 1968 (5) - Cornell Green, CB (3, NEA)
 Bob Hayes, WR (4, AP)
 Chuck Howley, LB (4, AP, NEA)
 Bob Lilly, DT (5, AP, UPI, NEA)
 Ralph Neely, T (3, AP, UPI, NEA)
 1969 (7) - Cornell Green, CB (4, UPI)
 # Calvin Hill, RB (1, AP, UPI)
 Chuck Howley, LB (5, AP, UPI, NEA)
 Bob Lilly, DT (6, AP, NEA)
 Ralph Neely, T (4, AP, UPI, NEA)
 John Niland, G (1, AP)
 Mel Renfro, S (3, NEA)
 1970 (1) - Chuck Howley, LB (6, AP, PFWA)
 1971 (4) - Bob Lilly, DT (7, AP, PFWA, NEA)
 John Niland, G (2, AP, PFWA)
 Mel Renfro, S (4, AP, NEA)
 Rayfield Wright, T (1, AP, PFWA)
 John Niland, G (3, AP)
 1972 (3) - Blaine Nye, CB (1, NEA)
 Rayfield Wright, T (2, AP, UPI, PFWA, NEA)
 1973 (4) - Calvin Hill, RB (2, PFWA)
 Lee Roy Jordan, LB (2, NEA, PFWA)
 Mel Renfro, CB (5, NEA, PFW, PFWA)
 Rayfield Wright, T (3, AP, PFWA)
 1974 (1) - Drew Pearson, WR (1, AP, PFWA)
 1975 (2) - Cliff Harris, S (1, NEA)
 Rayfield Wright, T (4, NEA)
 1976 (2) - Cliff Harris, S (2, AP, PFWA, NEA)
 Drew Pearson, WR (2, AP, PFWA)
 Cliff Harris, S (3, AP, PFWA, NEA)
 1977 (5) - Efrén Herrera, K (1, AP, PFWA, NEA)
 Harvey Martin, DE (1, AP, PFWA, NEA)
 Drew Pearson, WR (3, AP, PFWA, NEA)
 Charlie Waters, S (1, PFWA)
 1978 (3) - Cliff Harris, S (4, AP, PFWA)
 Charlie Waters, S (2, PFWA, NEA)
 Randy White, DT (1, AP, PFWA, NEA)
 1979 (1) - Randy White, DT (2, AP, PFWA, NEA)
 1980 (2) - Herb Scott, G (1, AP, NEA)
 Randy White, DT (3, PFWA, NEA)
 1981 (5) - Tony Dorset, RB (1, AP, PFWA, NEA)
 Ed Jones, DE (1, NEA)
 Herb Scott, G (2, AP)
 Rafael Septien, K (1, AP, PFWA)
 Randy White, DT (4, AP, PFWA, NEA)
 1982 (3) - Ed Jones, DE (2, AP)
 Everson Walls, CB (1, PFWA)
 Randy White, DT (5, AP, PFWA, NEA)
 1983 (2) - Everson Walls, CB (2, AP)
 Randy White, DT (6, AP, PFWA)
 1984 (2) - Michael Downs, S (PFWA)
 Randy White, DT (7, AP, PFWA, NEA)
 1985 (2) - Everson Walls, CB (3, PFWA)
 Randy White, DT (8, AP, NEA)
 1989 (1) - Eugene Lockhart, LB (1, TSN)
 1991 (2) - Michael Irvin, WR (1, AP, PFWA, NEA, TSN)
 Jay Novacek, TE (1, CPFN)
 1992 (4) - Kelvin Martin, PR (1, PFW, PFWA)
 Jay Novacek, TE (2, AP, PFW, PFWA, CPFN)
 Emmitt Smith, RB (1, AP, PFW, PFWA, NEA, TSN, CPFN, FD)
 Mark Stepnoski, C (1, NEA)
 1993 (3) - Troy Aikman, QB (1, TSN)
 Emmitt Smith, RB
 (2, AP, PFWA, PFW, TSN, CPFN, FD)
 Erik Williams, T
 (1, AP, PFWA, PFW, TSN, CPFN, FD)

1994 (4) - Charles Haley, DE
 (1, AP, PFWA, PFW, TSN, CPFN, FD)
 Nate Newton, G
 (1, AP, PFWA, PFW, CPFN, FD)
 Emmitt Smith, RB
 (3, AP, PFWA, PFW, TSN, CPFN, FD)
 Darren Woodson, S
 (1, AP, PFWA, PFW, TSN, CPFN, FD)
 1995 (6) - Larry Allen, G (1, TSN, CPFN, FD)
 Nate Newton, G
 (2, AP, PFWA, PFW, TSN, FD)
 Deion Sanders, CB (1, TSN)
 Emmitt Smith, RB
 (4, AP, PFWA, PFW, TSN, CPFN, FD)
 Erik Williams, T (2, TSN)
 Darren Woodson, S
 (2, AP, PFWA, PFW, TSN, CPFN, FD)
 1996 (5) - Larry Allen, G (2, AP, PFWA,
 PFW, TSN, CPFN, FD)
 Deion Sanders, CB (2, AP, PFWA, PFW, TSN)
 Jim Schwartz, ST (1, PFWA, PFW)
 Erik Williams, T (3, AP)
 Darren Woodson, S (3, AP, PFWA,
 PFW, TSN, CPFN, FD)
 1997 (3) - Larry Allen, G (3, AP, PFWA, PFW, TSN,
 CPFN, FD)
 Richie Cunningham, K (1, AP, TSN)
 Deion Sanders, CB (3, AP, PFWA, PFW, TSN)
 Larry Allen, T (4, AP, PFW, TSN)
 Deion Sanders, CB (3, AP, PFW, TSN, FD)
 KR (1, PFW)
 Darren Woodson, S (4, TSN)
 1999 (2) - Larry Allen, G (5, AP, PFW, TSN, PFN)
 Deion Sanders, CB (4, TSN)
 2000 (1) - Larry Allen, G (6, AP, PFW, CPFN, TSN)
 2001 (1) - Larry Allen, G (7, AP, PFW, FD, CPFN, TSN)
 2002 (1) - La'Roi Glover, DT (1, FW, CPFN, TSN)
 2003 (1) - Roy Williams, S (1, AP, PFW, FD, TSN)
 2007 (4) - Andre Gurode, C (1, TSN)
 Terrell Owens, WR (1, AP, PFW, PFWA)
 DeMarcus Ware, LB (1, AP, PFW, PFWA, TSN)
 Jason Witten, TE (1, AP, PFW, PFWA, TSN)
 2008 (2) - DeMarcus Ware, LB (2, AP, SI, TSN)
 Jason Witten, TE (2, PFW, PFWA)
 2009 (2) - DeMarcus Ware, LB (3, AP, PFW, PFWA)
 Jay Rattliff, NT (1, AP)
 Jason Witten (3, AP, PFW, PFWA, TSN)
 2010 (1) - DeMarcus Ware (4, AP, PFW, PFWA, SI, TSN)
 2011 (1) - DeMarcus Ware (5, TSN)
 2012 (2) - Jason Witten (4, TSN, SI)
 Tyron Smith (1, TSN, SI)
 2013 (1) - Dez Bryant (1, AP, MMQB, PFWA)
 2014 (5) - Travis Frederick (1, PFWA, MMQB, TSN)
 # Zack Martin (1, AP)
 DeMarco Murray (1, AP, MMQB, PFWA, TSN)
 Tyron Smith (2, AP, TSN)
 2015 (2) - Zack Martin (2, PFWA, TSN)
 Tyron Smith (3, PFWA, TSN)
 2016 (5) - # Ezekiel Elliott (1, AP, TSN)
 Travis Frederick (3, AP, TSN)
 Sean Lee (1, AP)
 Zack Martin (3, AP)
 Tyron Smith (4, AP, TSN)
 2017 (1) - Zack Martin (4, PFWA, TSN)
 2018 (3) - Ezekiel Elliott (2, PFWA)
 Zack Martin (5, AP, PFWA, TSN)
 Tyron Smith (4, TSN)
 2019 (1) - Zack Martin (6, AP, TSN)

ALL-NFC

1970 (3) - Chuck Howley, LB (AP, UPI)
 John Niland, G (UPI)
 Mel Renfro, CB (AP)
 1971 (1) - Roger Staubach, QB (AP, PFW, TSN)
 1972 (3) - Bob Lilly, DT (AP, UPI)
 John Niland, G (AP, UPI)
 Rayfield Wright, T (AP, UPI)

1973 (5) -	Calvin Hill, RB (AP, UPI) Lee Roy Jordan, LB (AP, UPI) John Niland, G (AP, UPI) Mel Renfro, CB (AP, UPI) Rayfield Wright, T (AP, UPI)		
1974 (3) -	Cliff Harris, S (AP, UPI) Drew Pearson, WR (AP, UPI) Rayfield Wright, T (AP, UPI)		
1976 (5) -	Billy Joe DuPree, TE (AP, UPI) Cliff Harris, S (AP, UPI) Blaine Nye, G (AP) Drew Pearson, WR (AP, UPI) Roger Staubach, QB (AP, TSN)		
1977 (5) -	Cliff Harris, S (UPI) Efren Herrera, K (UPI) Harvey Martin, DE (UPI) Drew Pearson, WR (UPI) Roger Staubach, QB (PFW, TSN, UPI)		
1978 (6) -	Tony Dorsett, RB (UPI) Billy Joe DuPree, TE (UPI) Cliff Harris, S (UPI) Herb Scott, G (UPI) Roger Staubach, QB (PFW) Charlie Waters, S (UPI) Randy White, DT (UPI)		
1979 (6) -	Bob Breunig, LB (PFW) Pat Donovan, T (UPI, PFW, TSN) Cliff Harris, S (TSN) Herb Scott, G (UPI, TSN) Roger Staubach, QB (UPI, PFW, TSN) Randy White, DT (UPI, PFW)		
1980 (4) -	Bob Breunig, LB (UPI) Pat Donovan, T (UPI) Herb Scott, G (UPI) Randy White, DT (UPI, PFW, TSN)		
1981 (5) -	Tony Dorsett, RB (UPI) Herb Scott, G (UPI) Ed Jones, DE (UPI) Rafael Septien, K (UPI) Randy White, DT (UPI)		
1982 (5) -	Bob Breunig, LB (UPI) Pat Donovan, T (UPI) Tony Dorsett, RB (UPI) Everson Walls, CB (UPI) Randy White, DT (UPI)		
1983 (4) -	Bob Breunig, LB (UPI) Ed Jones, DE (UPI, PFW) Everson Walls, CB (PFW) Randy White, DT (UPI, PFW)		
1984 (4) -	Bill Bates, S (PFW) Michael Downs, S (UPI) Everson Walls, CB (UPI) Randy White, DT (UPI, FN)		
1985 (5) -	Doug Cosbie, TE (UPI) Michael Downs, S (UPI) Tony Hill, WR (FN) Everson Walls, CB (UPI, FN) Randy White, DT (UPI, FN)		
1986 (1) -	Randy White, DT (FN)		
1987 (1) -	Herschel Walker, RB (PFW)		
1988 (1) -	Herschel Walker, RB (UPI)		
1991 (3) -	Michael Irvin, WR (UPI, FN) Jay Novacek, TE (UPI, FN, PFW) Emmitt Smith, RB (UPI, FN, PFW) Nate Newton, G (UPI, FN)		
1992 (4) -	Jay Novacek, TE (UPI, FN) Emmitt Smith, RB (UPI, FN) Mark Stepnoski, C (UPI, FN)		
1993 (5) -	Troy Aikman, QB (FN) Ken Norton, LB (FN) Emmitt Smith, RB (UPI, FN) Mark Stepnoski, C (UPI, FN) Erik Williams, T (UPI, FN)		
1994 (6) -	Charles Haley, DE (UPI, FN) Leon Lett, DT (UPI, FN) Nate Newton, G (UPI, FN) Emmitt Smith, RB (UPI, FN)		
1995 (5) -	Mark Stepnoski, C (UPI, FN) Darren Woodson, S (UPI, FN) Larry Allen, G (FN) Nate Newton, G (UPI) Jay Novacek, TE (UPI) Emmitt Smith, RB (UPI, FN) Darren Woodson, S (UPI, FN)		
1996 (4) -	Larry Allen, G (UPI, FN) Deion Sanders, CB (UPI, FN) Tony Tolbert, DE (UPI, FN) Darren Woodson, S (UPI, FN)		
1997 (2) -	Larry Allen, G (PFW, PFWA, FN) Deion Sanders, CB (PFW, PFWA, FN)		
1998 (2) -	Larry Allen, T (PFW, FN) Deion Sanders, CB (PFW, FN) KR (PFW, FN)		
1999 (3) -	Larry Allen, G (PFW, FN) Deion Sanders, CB (PFW, FN) Erik Williams, T (FN)		
2000 (1) -	Larry Allen, G (PFW, FN)		
2001 (1) -	Larry Allen, G (PFW, FN)		
2002 (1) -	La'Roi Glover, DT (PFW)		
2003 (3) -	La'Roi Glover, DT (PFW) Dat Nguyen, LB (PFW) Roy Williams, S (PFW) Jason Witten, TE (PFW)		
2004 (1) -	DeMarcus Ware, LB (PFW, PFWA)		
2006 (2) -	Mat McBriar, P (PFW, PSFA)		
2007 (5) -	Flozell Adams, T (PFW, PFWA) # Nick Folk, K (PFW, PFWA) Terrell Owens, WR (PFW, PFWA) DeMarcus Ware, LB (PFW, PFWA) Jason Witten, TE (PFW, PFWA) Jay Ratliff, NT (PFW, PFWA)		
2008 (3) -	DeMarcus Ware, LB (PFW, PFWA) Jason Witten, TE (PFW, PFWA) Andre Gurode, C (PFWA) Jay Ratliff, DT (PFWA) DeMarcus Ware, LB (PFWA) Mat McBriar, P (PFWA)		
2010 (3) -	DeMarcus Ware, LB (PFWA) Jason Witten, TE (PFWA) DeMarcus Ware, LB (PFWA) Dwayne Harris, PR (PFWA) Jason Witten, TE (PFWA) Dan Bailey, K (PFWA) Dez Bryant, WR (PFWA) Travis Frederick, C (PFWA)		
2011 (1) -	Zack Martin, G (PFWA)		
2012 (2) -	DeMarco Murray, RB (PFWA) Tyron Smith, T (PFWA)		
2014 (6) -	Zack Martin, G (PFWA) Tyron Smith, T (PFWA) # Ezekiel Elliott, RB (PFWA) Travis Frederick, C (PFWA) Zack Martin, G (PFWA) Tyron Smith, T (PFWA) DeMarcus Lawrence, DE (PFWA) Zack Martin, G (PFWA) Ezekiel Elliott, RB (PFWA) Byron Jones, CB (PFWA) DeMarcus Lawrence, DE (PFWA) Zack Martin, G (PFWA)		
2015 (2) -	Zack Martin, G (PFWA) Tyron Smith, T (PFWA)		
2016 (4) -	# Ezekiel Elliott, RB (PFWA) Travis Frederick, C (PFWA) Zack Martin, G (PFWA) Tyron Smith, T (PFWA)		
2017 (2) -	DeMarcus Lawrence, DE (PFWA) Zack Martin, G (PFWA)		
2018 (4) -	Ezekiel Elliott, RB (PFWA) Byron Jones, CB (PFWA) DeMarcus Lawrence, DE (PFWA) Zack Martin, G (PFWA)		
ALL-ROOKIE			
1974 -	Efren Herrera, K (PFWA) Ed Jones, DE (PFWA)		
1975 -	Burton Lawless, G (PFWA) Randy White, LB (PFWA)		
1977 -	Tony Dorsett, RB (PFWA)		
1979 -	Aaron Mitchell, CB (UPI)		
1981 -	Everson Walls, CB (PFWA, UPI)		
1983 -	Bill Bates, S (PFWA, UPI, PFW)		
1984 -	Eugene Lockhart, LB (PFWA, UPI, PFW, FD)		
1987 -	Roger Ruzek, K (UPI, PFW)		

All-Rookie, cont.

1988	-	Michael Irvin, WR (FD)
1989	-	Troy Aikman, QB (PFWA, UPI, PFW, CPFN) James Dixon, KR (UPI, PFW)
1990	-	Jimmie Jones, DT (PFWA, UPI, PFW) Emmitt Smith, RB (PFWA, UPI, FN, PFW, FD, CPFN)
1991	-	Larry Brown, CB (PFWA, PFW, FD, FN) Darrick Brownlow, LB (PFWA) Russell Maryland, DT (PFWA, CPFN, PFW) Robert Jones, LB (PFWA, PFW, CPFN, FN) Darren Woodson, ST (PFW, PFWA)
1992	-	Darrin Smith, LB (PFWA, CPFN, PFW, FN, FD) Kevin Williams, WR (FN)
1993	-	Larry Allen, T (PFWA, PFW, CPFN, FN) Chris Boniol, K (PFWA, PFW)
1994	-	Antonio Anderson, DT (PFW) Dexter Coakley, LB (PFW, FN)
1997	-	Flozell Adams, G (FD) Greg Ellis, DE (FN, FD)
1998	-	Ebenezer Ekuban, DE (PFW, FN) Dat Nguyen, ST (FD) Peppi Zellner, DE (CPFN)
1999	-	Antonio Bryant, WR (PFW) Derek Ross, CB (PFW) Roy Williams, S (PFW)
2002	-	Terence Newman, CB (PFW) Zuriel Smith, PR (PFW) Jason Witten, TE (PFW)
2003	-	Julius Jones, RB (PFW) Marcus Spears, DE (PFW) Nick Folk, K (PFW, PFWA)
2004	-	Dez Bryant, WR (PFW, PFWA, TSN)
2005	-	Dan Bailey, K (PFW, PFWA)
2007	-	DeMarco Murray, RB (PFW, PFWA)
2010	-	Tyron Smith, T (PFW, PFWA)
2011	-	Travis Frederick, C (PFW, PFWA) Zack Martin, G (PFWA)
2013	-	Ezekiel Elliott, RB (PFWA)
2014	-	Dak Prescott, QB (PFWA)
2016	-	Dak Prescott, QB (PFWA) Zack Switzer, KR (PFWA)
2017	-	Leighton Vander Esch, LB (PFWA)
2018	-	

ALL-DECADE

1960s	-	Bob Lilly, DE Ralph Neely, T Cliff Harris, S
1970s	-	Bob Lilly, DT Harvey Martin, DE Drew Pearson, WR Roger Staubach, QB Rayfield Wright, T
1980s	-	Randy White, DT
1990s	-	Larry Allen, G Michael Irvin, WR Deion Sanders, CB and PR Emmitt Smith, RB Mark Stepnoski, C
2000s	-	Larry Allen, G La'Roi Glover, DT Terrell Owens, WR DeMarcus Ware, LB
2010s	-	Zack Martin, G Tyron Smith, T

OTHER HONORS

NFL COACH OF THE YEAR

1966	-	Tom Landry (AP)
1990	-	Jimmy Johnson (AP)
1991	-	Jimmy Johnson (FD)
2016	-	Jason Garrett (AP, PFWA, MMQB)

NFL COACH OF THE YEAR

1966	-	Tom Landry (UPI)
1975	-	Tom Landry (UPI)
1978	-	Tom Landry (FN)
1990	-	Jimmy Johnson (UPI, CPFN)

EXECUTIVE OF THE YEAR

1977	-	Tex Schramm (TSN)
2003	-	Jerry Jones (FD)
2009	-	Jerry Jones (SBJ)
2014	-	Jerry Jones (PFWA)

NFL PLAYER OF THE YEAR

1993	-	Emmitt Smith (AP, PFWA, TSN, PFW, FD)
------	---	---------------------------------------

SPORTS FACILITY OF THE YEAR AWARD

2010	-	AT&T Stadium (SBJ)
------	---	--------------------

BERT BELL AWARD

(presented by Maxwell Club to NFL Player of the Year)

1966	-	Don Meredith, QB
1971	-	Roger Staubach, QB
1993	-	Emmitt Smith, RB

NFL PLAYER OF THE YEAR

1971	-	Roger Staubach
1981	-	Tony Dorsett (UPI)
1993	-	Emmitt Smith (FN)

NFL OFFENSIVE PLAYER OF THE YEAR

1993	-	Emmitt Smith (UPI, PFW, CPFN)
2014	-	DeMarco Murray (AP, PFWA)

NFL DEFENSIVE PLAYER OF THE YEAR

1977	-	Harvey Martin (UPI, PFW)
1994	-	Charles Haley (FD)

NFL DEFENSIVE PLAYER OF THE YEAR

1994	-	Charles Haley (UPI)
------	---	---------------------

NFL OFFENSIVE LINEMAN OF THE YEAR

1996	-	Larry Allen (NFLPA)
1997	-	Larry Allen (NFLPA)

NFL DEFENSIVE BACK OF THE YEAR

1997	-	Deion Sanders (NFLPA)
------	---	-----------------------

NFL SPECIAL TEAMS PLAYER OF THE YEAR

1984	-	Bill Bates (USA Today, NFLPA)
------	---	-------------------------------

NFL KICKER OF THE YEAR

1997	-	Richie Cunningham (NFLPA)
------	---	---------------------------

NFL DEFENSIVE BACK OF THE YEAR

1982	-	Everson Walls (NFL Alumni)
------	---	----------------------------

NFL DEFENSIVE LINEMAN OF THE YEAR

1982	-	Randy White (NFL Alumni)
------	---	--------------------------

NFL OFFENSIVE LINEMAN OF THE YEAR

1994	-	Nate Newton (NFL Alumni)
1997	-	Larry Allen (NFL Alumni)

NFL QUARTERBACK OF THE YEAR

1993	-	Troy Aikman (NFL Alumni)
------	---	--------------------------

NFL RUNNING BACK OF THE YEAR

1992	-	Emmitt Smith (NFL Alumni)
1993	-	Emmitt Smith (NFL Alumni)
1995	-	Emmitt Smith (NFL Alumni)

NFL WIDE RECEIVER OF THE YEAR

1991	-	Michael Irvin (NFL Alumni)
------	---	----------------------------

NFL TIGHT END OF THE YEAR

1993	-	Jay Novacek (NFL Alumni)
2010	-	Jason Witten (NFL Alumni)

NFL SPECIAL TEAMS PLAYER OF THE YEAR

1983	-	# Bill Bates (NFL Alumni)
1984	-	Bill Bates (NFL Alumni)
1996	-	Jim Schwantz (NFL Alumni)
1998	-	Deion Sanders (NFL Alumni)

GOLDEN TOE TROPHY (PFW) (top placekicker)

1981 - Rafael Septien

NFL ROOKIE OF THE YEAR

1977 - Tony Dorsett (NEA, PFWA, TSN)
 2016 - Ezekiel Elliott (PFWA, MMQB, TSN)
 - Dak Prescott (AP)

NFC ROOKIE OF THE YEAR

1977 - Tony Dorsett (UPI, TSN)
 1992 - Robert Jones, (UPI)

NFL OFFENSIVE ROOKIE OF THE YEAR

1969 - Calvin Hill, RB (AP)
 1970 - Duane Thomas, RB (FN, PFG)
 1977 - Tony Dorsett, RB (AP, PFW, FD)
 1990 - Emmitt Smith, RB (AP, PFW, FN)
 2016 - Ezekiel Elliott (PFWA)

NFL MAN OF THE YEAR

1978 - Roger Staubach
 1997 - Troy Aikman
 2012 - Jason Witten (Walter Payton MOY)

FOOTBALL NEWS MAN OF THE YEAR

1981 - Tom Landry

BART STARR AWARD

2001 - Darren Woodson
 2012 - Jason Witten

NFL COMEBACK PLAYER OF THE YEAR

2007 - Greg Ellis

NFL MOST IMPROVED PLAYER OF THE YEAR

2012 - Dez Bryant (PFW/PFWA)

NFL PLAYER OF THE WEEK

1993 - Michael Irvin, vs. S.F., 10/17 (PFWA)
 Emmitt Smith, @ Phil., 10/31 (PFWA)
 Emmitt Smith, @ N.Y. Gia., 1/2/94 (PFWA)
 1994 - Jason Garrett, vs. G.B., 11/24 (PFHOF)
 1995 - Emmitt Smith, @ N.Y. Gia., 9/4 (PFHOF)
 Emmitt Smith, @ Minn., 9/17 (PFHOF)
 1998 - Deion Sanders, @ N.Y. Gia., 9/21 (PFHOF)
 1999 - Troy Aikman, @ Wash., 9/12 (PFHOF)
 Dexter Coakley, vs. Mia. 11/25 (PFHOF)

NFC DEFENSIVE PLAYER OF THE WEEK

1984 - Randy White, vs. G.B., 9/23
 Randy White, @ Phil., 12/2
 1985 - Jim Jeffcoat, @ Wash., 11/10
 Jim Jeffcoat, vs. N.Y. Gia., 12/15
 1986 - Ed Jones, @ S.D., 11/16
 1987 - Bill Bates, @ N.Y. Gia., 9/20
 Ed Jones, vs. N.Y. Gia., 11/2
 1988 - Ed Jones, vs. Atl., 9/25
 1990 - Issiac Holt, @ T.B., 10/7
 James Washington, vs. Pho., 12/16
 1993 - Kevin Smith, @ N.Y. Jets, 12/18
 1994 - Charles Haley, @ Pitt., 9/4
 Darren Woodson, @ Phil., 12/4
 Darrin Smith, @ N.O., 12/19
 1995 - Charles Haley, vs. Den., 9/10
 1996 - Leon Lett, @ Phil., 9/30
 George Teague, vs. Minn., 12/28
 1999 - Dexter Coakley, vs. Mia., 11/25
 2003 - # Terence Newman, @ Wash. 12/14
 2005 - Anthony Henry, vs. N.Y. Gia., 10/16
 DeMarcus Ware, @ Car., 12/24
 2007 - Anthony Henry, @ Chi., 9/23
 2008 - DeMarcus Ware, vs. N.Y. Gia., 12/14
 2009 - DeMarcus Ware, @ N.O., 12/19
 Anthony Spencer, vs. Phi., 1/3/10
 2010 - DeMarcus Ware, @ Hou., 9/26
 # Bryan McCann, @ N.Y. Gia., 11/14
 # Sean Lee, @ Ind., 12/5
 2012 - Brandon Carr, vs. Pittsburgh, 12/16

2013 - Sean Lee, @ Philadelphia, 10/20
 2015 - Sean Lee, @ Philadelphia, 9/20
 2016 - David Irving, @ Green Bay, 10/16
 2018 - # Leighton Vander Esch, @ Philadelphia, 11/11
 2019 - Xavier Woods, @ N.Y. Giants, 11/4

NFC OFFENSIVE PLAYER OF THE WEEK

1985 - Tony Dorsett, vs. Pit., 10/13
 Danny White, vs. StL., 11/28
 1987 - Kelvin Edwards, vs. Phil., 10/11
 Herschel Walker, vs. StL., 12/27
 1988 - # Michael Irvin, @ Wash., 12/11
 1991 - Emmitt Smith, @ Pho., 9/22
 Troy Aikman, vs. N.Y. Gia., 9/29
 Michael Irvin, vs. Atl., 12/22
 1992 - Emmitt Smith, vs. Wash., 9/7
 Michael Irvin, vs. Pho., 9/20
 Emmitt Smith, @ Raid., 10/25
 Erik Williams, vs. Phil., 11/1
 Emmitt Smith, vs. Chi., 12/27
 Troy Aikman, vs. Phil., 1/10/93
 Troy Aikman, @ S.F., 1/17/93
 1993 - Troy Aikman, vs. G.B., 10/3
 Michael Irvin, vs. S.F., 10/17
 Emmitt Smith, @ Phil., 10/31
 Emmitt Smith, @ N.Y. Gia., 1/2/94
 1994 - Troy Aikman, vs. Ariz., 10/9
 Alvin Harper, @ Cin., 10/30
 Jason Garrett, vs. G.B., 11/24
 Troy Aikman, vs. G.B., 1/8/95
 1995 - Emmitt Smith, @ N.Y. Gia., 9/4
 Emmitt Smith, @ Minn., 9/17
 Emmitt Smith, vs. G.B., 1/14/96
 1996 - Troy Aikman, @ Mia., 10/27
 1997 - Troy Aikman, @ Pitt., 8/31
 1998 - Emmitt Smith, vs. N.Y. Gia., 11/8
 1999 - Troy Aikman, @ Wash., 9/12
 2001 - # Quincy Carter, vs. S.F., 12/30
 2002 - Emmitt Smith, vs. Sea., 10/27
 2005 - Drew Bledsoe, @ S.D., 9/11
 Drew Bledsoe, vs. K.C., 12/11
 2006 - Tony Romo, @ Ariz., 11/12
 Tony Romo, vs. T.B., 11/23
 2007 - Tony Romo, vs. N.Y. Gia., 9/9
 Terrell Owens, vs. Wash., 11/18
 Tony Romo, vs. G.B., 11/29
 2009 - Miles Austin, @ K.C., 10/11
 2011 - Tony Romo, @ S.F., 9/18
 2014 - Tyrone Smith, @ Sea., 10/12
 Dez Bryant, @ Phi, 12/14
 Ezekiel Elliott, @ Pit., 11/13
 2016 - Amari Cooper, vs. Washington, 11/22
 2018 - Amari Cooper, vs. Philadelphia, 12/9
 Blake Jarwin, @ N.Y. Giants, 12/30
 2019 - Dak Prescott, vs. N.Y. Giants, 9/8
 Dak Prescott, @ Detroit, 11/17

NFC SPECIAL TEAMS PLAYER OF THE WEEK
 1993 - # Kevin Williams, vs. N.Y. Gia., 11/7
 Eddie Murray, @ Minn., 12/12
 1994 - Bill Bates, vs. Phil., 10/16
 Kevin Williams, vs. Wash., 11/20
 Brock Marion, vs. G.B., 1/8/95
 1995 - John Jett, vs. G.B., 10/8
 Chris Boniol, vs. N.Y. Gia., 12/17
 1996 - Herschel Walker, vs. Atl., 10/20
 Chris Boniol, vs. G.B., 11/18
 Chris Boniol, vs. Minn., 12/28
 1999 - Toby Gowin, vs. Wash., 10/24
 2001 - Tim Seder, vs. Wash., 10/15
 2002 - # Billy Cundiff, @ StL., 9/29
 2003 - Billy Cundiff, @ N.Y. Gia., 9/15
 Billy Cundiff, vs. N.Y. Gia., 12/21
 2006 - # Sam Hurd, Car., 10/29
 2007 - # Mat McBriar, vs. Ind., 11/19
 2008 - # Nick Folk, @ Buf., 10/8
 # Felix Jones, vs. Phi., 9/15
 2009 - # Patrick Crayton, vs. Atl., 10/25

STAFF
 ALL-TIME HONORS
 2019 SEASON
 RECORDS
 PLAYOFF RECORDS
 HISTORY
 SIDELINES

STAFF

NFC Special Teams POW, cont.

2010	-	#	Bryan McCann, vs. Det., 11/21
2011	-	#	Dan Bailey, vs. Was., 9/26
2012	-		Dwayne Harris, @ Philadelphia, 11/11
			Dan Bailey, vs. Cleveland, 11/18
2013	-		Dwayne Harris, vs. N.Y. Gia., 9/8
			Dwayne Harris, vs. Wash., 10/13
2015	-		Dan Bailey, @ Wash., 12/7
2017	-		Tyrone Crawford, @ Wash., 10/29
2018	-		Brett Maher, vs. Det., 9/30
			Brett Maher, vs. TB, 12/23
2019	-		Brett Maher, vs. Philadelphia, 10/20

NFC PRIME TIME PLAYER OF THE WEEK

1998	-		Deion Sanders, @ N.Y. Gia., 9/21
------	---	--	----------------------------------

NFC OFFENSIVE PLAYER OF THE MONTH

1991	-		Emmitt Smith, RB, December
1992	-		Emmitt Smith, RB, November
			Emmitt Smith, RB, December
1993	-		Troy Aikman, QB, October
			Emmitt Smith, RB, December
1995	-		Emmitt Smith, RB, September
2006	-		Tony Romo, QB, November
2007	-		Tony Romo, QB, September
			Terrell Owens, WR, November
2009	-		Tony Romo, QB, November
2014	-		DeMarco Murray, RB, September
			DeMarco Murray, RB, October
			Tony Romo, QB, December

NFC DEFENSIVE PLAYER OF THE MONTH

2011	-		Sean Lee, LB, September
2013	-		Sean Lee, LB, October
2017	-		DeMarcus Lawrence, DE, September

NFC SPECIAL TEAMS PLAYER OF THE MONTH

1996	-		Chris Boniol, K, November
1997	-		Richie Cunningham, K, September
1999	-		Jason Tucker, KR, December

NFL OFFENSIVE ROOKIE OF THE MONTH

2004	-		Julius Jones, RB, November
2011	-		DeMarco Murray, RB, November
2016	-		Ezekiel Elliott, RB, October
			Dak Prescott, QB, November

NFL DEFENSIVE ROOKIE OF THE MONTH

1997	-		Dexter Coakley, LB, October
2005	-		DeMarcus Ware, LB, October
2018	-		Leighton Vander Esch, LB, November

SUPER BOWL MOST VALUABLE PLAYER

SB V	-		Chuck Howley, LB
SB VI	-		Roger Staubach, QB
SB XII	-		Harvey Martin, DE
			Randy White, DT/LB
SB XXVII	-		Troy Aikman, QB
SB XXVIII	-		Emmitt Smith, RB
SB XXX	-		Larry Brown, CB

FEDEX GROUND PLAYER OF THE YEAR

2016	-		Ezekiel Elliott
------	---	--	-----------------

BUILT FORD TOUGH OFFENSIVE LINE OF THE YEAR

2016	-		T. Smith, R. Leary, T. Frederick, Z. Martin, D. Free
------	---	--	--

ED BLOCK COURAGE AWARD

(nominee from each NFL team for courage in battling injuries)

1984	-		James Jones, RB
1985	-		Howard Richards, OL
1986	-		Tony Dorsett, RB
1987	-		Brian Baldinger, OL
1988	-		Randy White, DT
1989	-		Ed Jones, DE
1990	-		Kelvin Martin, WR
1991	-		Ken Norton, LB
1992	-		Daryl Johnston, FB
1993	-		Bill Bates, S

1994	-		Mark Stepnoski, C
1995	-		Erik Williams, T
1996	-		Kevin Smith, CB
1997	-		Tony Tolbert, DE
1998	-		Darren Woodson, S
1999	-		Ernie Mills, WR
2000	-		Greg Ellis, DE
2001	-		Mike Lucky, TE
2002	-		Dat Nguyen, LB
2003	-		Jamar Martin, FB
2004	-	#	Julius Jones, RB
2005	-		Dan Campbell, TE
2006	-		Flozell Adams, T
2007	-		Jay Ratliff, NT
2008	-		Keith Davis, S
2009	-		Kyle Kosier, G
			Coach Joe DeCamillis, Special Courage Award
2010	-		Sam Hurd, WR
2011	-		Tony Romo, QB
2012	-		Jason Witten, TE
2013	-		Barry Church, S
2014	-		Tyrone Crawford, DT
2015	-		Sean Lee, LB
2016	-		Terrell McClain, DT
2017	-		Jaylon Smith, LB
2018	-		Zack Martin, G
2019	-		Travis Frederick, C

BOB LILLY AWARD (voted by Cowboys fans for sportsmanship, dedication, leadership and achievement)

1985	-		Randy White, DT
1986	-		Randy White, DT
1987	-		Danny White, QB
1988	-		Ed Jones, DE
1989	-		Ed Jones, DE
1990	-		Bill Bates, S
1991	-		Bill Bates, S
1992	-		Troy Aikman, QB
1993	-		Bill Bates, S
1994	-		Bill Bates, S
1995	-		Troy Aikman, QB
1996	-		Emmitt Smith, RB
1997	-		Troy Aikman, QB
1998	-		Troy Aikman, QB
1999	-		Emmitt Smith, RB
2001	-		Emmitt Smith, RB
2002	-		Emmitt Smith, RB
2003	-		Darren Woodson, S
2004	-		Jason Witten, TE
2005	-		Drew Bledsoe, QB
2006	-		Tony Romo, QB
2007	-		Tony Romo, QB
2008	-		Jason Witten, TE
2009	-		DeMarcus Ware, LB
2010	-		Dez Bryant, WR
2011	-		DeMarcus Ware, LB
2012	-		Jason Witten, TE
2013	-		Barry Church, S
2014	-		Jason Witten, TE
2015	-		Jason Witten, TE
2016	-		Jason Witten, TE
2017	-		Jason Witten, TE
2018	-		Leighton Vander Esch, LB
2019	-		Dak Prescott, LB

SPORTSMAN OF THE YEAR

1994	-		Emmitt Smith (TSN)
------	---	--	--------------------

DASA PRO ATHLETE OF THE YEAR

1991	-		Michael Irvin, WR
			Emmitt Smith, RB
1993	-		Troy Aikman, QB
			Emmitt Smith, RB

DASA BIG "D" AWARD

1990	-		Jimmy Johnson
1991	-		Jerry Jones
1992	-		Emmitt Smith
2001	-		Troy Aikman
2004	-		Jerry Jones

ALL-TIME HONORS

2019 SEASON

RECORDS

PLAYOFF RECORDS

HISTORY

SIDELINES

DASA FIELD SCOVELL AWARD

1970	-	Dallas Cowboys
1971	-	Bob Lilly
1975	-	Roger Staubach
1977	-	Tom Landry
1980	-	Randy White
1981	-	Tony Dorsett
1992	-	Dallas Cowboys
1994	-	Troy Aikman
1995	-	Emmitt Smith
2001	-	Gil Brandt

DASA COACH OF THE YEAR

1995	-	Barry Switzer
2004	-	Bill Parcells

DASA LEGENDS AWARD

1993	-	Tom Landry
2001	-	Gene Stallings
2004	-	Herschel Walker

DASA GARY BRIDELL COURAGE AWARD

1994	-	Bill Bates
------	---	------------

DASA ROLE MODEL AWARD

1997	-	Daryl Johnston
1999	-	Darren Woodson
2002	-	Emmitt Smith

PFWA GOOD GUY AWARD

2009	-	Roy Williams (S)
2010	-	Jon Kitna
2011	-	Marcus Spears
2012	-	Jason Witten
2013	-	Dez Bryant
2014	-	Jeremy Mincey
2015	-	Jeremy Mincey
2016	-	Brandon Carr
2017	-	Dak Prescott
2018	-	Tyrone Crawford
2019	-	Dak Prescott

NFL MAN OF THE YEAR

(Dallas nominees, Club winner underlined when selected **BOLD League winner**)

1970	-	Bob Lilly, John Niland, Pettis Norman
1971	-	John Niland, Jethro Pugh, Roger Staubach

AP - Associated Press; **CPFN** - College & Pro Football Newsweekly; **DASA** - Dallas All Sports Association; **FD** - Football Digest; **FN** - Football News; **NEA** - Newspaper Enterprise Association; **PFG** - Pro Football Guide; **PFGOF** - Pro Football Hall of Fame; **PFW** - Pro Football Weekly; **PFWA** - Pro Football Writers of America; **SBJ** - Sports Business Journal; **TSN** - The Sporting News; **UPI** - United Press International

1972	-	John Niland, Jethro Pugh, Roger Staubach
1973	-	Calvin Hill, John Niland, Roger Staubach
1975	-	John Fitzgerald, Bill Gregory, Roger Staubach
1976	-	Ralph Neely, Roger Staubach, Mark Washington
1978	-	Roger Staubach
1980	-	Billy Joe DuPree, D.D. Lewis, <u>Drew Pearson</u>
1981	-	Billy Joe DuPree, <u>D.D. Lewis</u> , Robert Newhouse
1982	-	Bob Breunig, Tony Dorsett, Bill Joe DuPree
1983	-	Bob Breunig, Butch Johnson, <u>Danny White</u>
1984	-	Bob Breunig, <u>Doug Cosbie</u> , Howard Richards
1985	-	Bill Bates
1986	-	Jim Jeffcoat
1987	-	Jim Jeffcoat
1988	-	Herschel Walker
1989	-	Everson Walls
1990	-	Jim Jeffcoat
1991	-	Troy Aikman
1992	-	<u>Troy Aikman</u> , Jim Jeffcoat, James Washington
1993	-	<u>Troy Aikman</u> , Russell Maryland, James Washington
1994	-	Troy Aikman
1995	-	<u>Troy Aikman</u> , Daryl Johnston, Russell Maryland
1996	-	<u>Troy Aikman</u> , Bill Bates, Daryl Johnston
1997	-	<u>Troy Aikman</u> , Daryl Johnston, Emmitt Smith
1998	-	Richie Cunningham, <u>Daryl Johnston</u> , Emmitt Smith
1999	-	Emmitt Smith
2000	-	Ebenezer Ekuban, Chad Hennings, <u>Darren Woodson</u>
2001	-	Ebenezer Ekuban, Emmitt Smith, Darren Woodson
2002	-	Ebenezer Ekuban, Joey Galloway, Kelvin Garmon, <u>Emmitt Smith</u> , Darren Woodson
2003	-	Ebenezer Ekuban, Joey Galloway, Dat Nguyen, Roy Williams, <u>Darren Woodson</u>
2004	-	Keyshawn Johnson, Dat Nguyen, <u>Roy Williams</u>
2005	-	La'Roi Glover, Keyshawn Johnson, Roy Williams
2006	-	Terence Newman, DeMarcus Ware, <u>Roy Williams</u>
2007	-	DeMarcus Ware, Roy Williams, <u>Jason Witten</u>
2008	-	Bradie James, DeMarcus Ware, <u>Jason Witten</u>
2009	-	Bradie James, DeMarcus Ware, Jason Witten
2010	-	Terence Newman, DeMarcus Ware, <u>Jason Witten</u>
2011	-	Bradie James, DeMarcus Ware, Jason Witten
2012	-	Miles Austin, Brandon Carr, Jason Witten
2013	-	<u>Brandon Carr</u> , DeMarcus Ware, Jason Witten
2014	-	DeMarco Murray
2015	-	Brandon Carr
2016	-	Sean Lee
2017	-	Travis Frederick
2018	-	Dak Prescott
2019	-	Travis Frederick



STAFF

ALL-TIME HONORS

2019 SEASON

RECORDS

PLAYOFF RECORDS

HISTORY

SIDELINES

Cowboys All-Time Draft By College

A	
Air Force.....	1
Akron.....	1
Alabama.....	12
Alabama-Birm.....	1
Alabama State.....	1
Albany State.....	3
Amherst.....	1
Appalachian State.....	1
Arizona.....	9
Arizona State.....	14
Arkansas.....	2
Auburn.....	7

B	
Ball State.....	3
Baylor.....	8
Bethune-Cookman.....	3
Bishop.....	1
Boise State.....	7
Boston College.....	10
Boston University.....	1
Bowling Green.....	1
Brigham Young.....	5
Buffalo.....	1

C	
California.....	8
Cal-Lutheran.....	1
Cal Poly SLO.....	2
Carson-Newman.....	1
Catawba.....	1
Central Florida.....	2
Central Michigan.....	2
Central Missouri St.....	1
Central State, Ohio.....	1
Central State.....	1
Central Washington St.....	1
Cincinnati.....	6
Clemson.....	8
Coffeyville, JC (Kansas).....	1
Colgate.....	1
Colorado.....	11
Colorado State.....	5
Connecticut.....	2

D	
Dade, JC.....	1
Dayton.....	2
Delaware.....	1
Delaware State.....	1
Duke.....	1

E	
East Carolina.....	5
East Texas State.....	1
Eastern Illinois.....	1
Eastern Michigan.....	2
Eastern Washington.....	1
Edward Waters College.....	1
Elizabeth City State.....	1
Emory & Henry.....	1
Emporia State.....	1
Evansville.....	1

F	
Findlay (Ohio).....	1
Florida.....	16
Florida A&M.....	3
Florida State.....	12
Fort Valley State.....	2
Fresno State.....	3

G	
Geneva, Pa.....	1
Georgia.....	10
Georgia Southern.....	1
Georgia Tech.....	6
Grambling.....	3
Gustavus Adolphus.....	1

H	
Hampton.....	1
Harvard.....	1
Hawaii.....	4
Henderson J.C.....	1
Holy Cross.....	1
Houston.....	7
Howard Payne.....	1
Humboldt State.....	1

I	
Idaho State.....	1
Illinois.....	5
Illinois Wesleyan.....	1
Indiana.....	6
Indiana (PA).....	1
Indiana State.....	1
Iowa.....	8
Iowa State.....	4

J	
Jackson State.....	1
James Madison.....	2
Johnson C. Smith.....	1

K	
Kansas.....	5
Kansas State.....	2
Kentucky.....	5
Kentucky State.....	1
Kilgore, JC.....	1

L	
Lane College.....	1
Langston.....	1
Lewis & Clark.....	1
Liberty.....	3
Livingston College.....	1
Livingston State.....	1
Long Beach State.....	2
Louisiana State.....	6
Louisiana Tech.....	1
Louisville.....	3

M	
Maine.....	2
Marquette.....	2
Maryland.....	7
McMurry.....	1
McNeese State.....	1
Memphis.....	2
Miami, Fla.....	11
Miami, Ohio.....	1
Michigan.....	9
Michigan State.....	12
Mid. Tennessee St.....	2
Millersville State.....	1
Minnesota.....	3
Mississippi.....	5
Mississippi State.....	6
Mississippi Valley.....	1
Missouri.....	9
Missouri State.....	1
Montana.....	3
Montana State.....	1
Morehead State.....	1
Morgan State.....	1

N	
Navy.....	1
Nebraska.....	11
Nebraska-Omaha.....	1
Nevada-Las Vegas.....	2
Nevada-Reno.....	2
New Mexico.....	4
No College.....	1
Norfolk State.....	2
North Carolina.....	9
North Carolina A&T.....	2
North Carolina State.....	5
North Dakota.....	1
North Texas.....	1
Northeast Louisiana.....	1
Northern Arizona.....	2
Northern Colorado.....	1
Northern Illinois.....	2
Northern Michigan.....	4
Northwestern.....	3
NW Louisiana.....	1
NW Oklahoma.....	1
Notre Dame.....	10

O	
Ohio.....	1
Ohio State.....	13
Oklahoma.....	15
Oklahoma State.....	4
Oregon.....	10
Oregon State.....	7

P	
Pacific.....	5
Penn State.....	10
Pittsburgh.....	8
Pomona-Pitzer.....	1
Prairie View A&M.....	2
Purdue.....	5

R	
Rice.....	4
Rutgers.....	2

S	
Sacred Heart.....	1
Salem.....	1
San Diego State.....	4
San Francisco State.....	2
San Jose State.....	1
Santa Clara.....	1
Sonoma State.....	1
South Carolina.....	4
Southern.....	1
Southern California.....	14
Southern Illinois.....	2
Southern Methodist.....	2
Southern Mississippi.....	5
Stanford.....	8
Stephen F. Austin.....	1
Syracuse.....	3

T	
Tarleton State.....	1
Temple.....	2
Tennessee.....	17
Tennessee-Chat.....	2
Tennessee A&I.....	1
Tennessee State.....	2
Texas.....	11
Texas-El Paso.....	1
Texas A&M.....	7
Texas Christian.....	4
Texas Southern.....	3
Texas Tech.....	8

Texas Western.....	1
Trinity Valley CC.....	1
Troy.....	1
Tulsa.....	9

U	
UCLA.....	16
UC-Riverside.....	1
Utah.....	4
Utah State.....	1

V	
Virginia Military Institute.....	1
Vanderbilt.....	4
Villanova.....	1
Virginia.....	3
Virginia State.....	1
Virginia Tech.....	6
Virginia Union.....	2
VPI.....	1

W	
Wake Forest.....	2
Washington.....	12
Washington State.....	2
Weber State.....	3
West Texas A&M.....	3
West Virginia.....	5
West Virginia Tech.....	1
Western Illinois.....	2
Western Kentucky.....	1
William & Mary.....	2
Winston-Salem.....	1
Wisconsin.....	7
Wittenberg.....	1
Wyoming.....	6

Y	
Yale.....	3
Youngstown State.....	2

TOP SCHOOLS

Tennessee.....	17
Florida.....	16
UCLA.....	16
Oklahoma.....	15
Arizona State.....	14
Southern California.....	14
Ohio State.....	13
Alabama.....	12
Florida State.....	12
Michigan State.....	12
Washington.....	12
Colorado.....	11
Miami.....	11
Nebraska.....	11
Texas.....	11
Boston College.....	10
Georgia.....	10
Notre Dame.....	10
Oregon.....	10
Penn State.....	10

Cowboys All-Time Draft

1960

EXPANSION DRAFT

Player	Pos.	College
FROM BALTIMORE		
L.G. DUPRE	RB	Baylor
RAY KROUSE	DE	Maryland
DAVE SHERER	WR/P	Southern Methodist
FROM CHICAGO		
DON HEALY	DT	Maryland
JACK JOHNSON	RB	Miami, Fla.
PETE JOHNSON	RB	V.M.I.
FROM CLEVELAND		
LEROY BOLDEN	RB	Michigan State
FRANK CLARKE	WR/TE	Colorado
ED MODZELEWSKI	RB	Maryland
FROM DETROIT		
CHARLES ANE	C	Southern California
GENE CRONIN	LB	Pacific
JIM DORAN	WR	Iowa State
FROM GREEN BAY		
NATE BORDEN	DE	Indiana
BILL BUTLER	S	Tenn. Chattanooga
DON McILHENNY	RB	Southern Methodist
FROM L.A. RAMS		
TOM FRANCKHAUSER	CB	Purdue
BOB FRY	T	Kentucky
DUANE PUTNAM	G	Pacific
FROM N.Y. GIANTS		
AL BARRY	G	Southern California
MELWOOD "BUZ" GUY	G	Duke
DON HEINRICH	QB	Washington
FROM PHILADELPHIA		
DICK BIELSKI	TE	Maryland
GERRY DeLUCCA	T	Mid. Tennessee St.
BILL STRIEGEL	LB	Pacific
FROM PITTSBURGH		
RAY FISHER	T/DT	Eastern Illinois
BOBBY LUNA	RB	Alabama
RAY MATHEWS	WR	Clemson
FROM ST. LOUIS		
BOB CROSS	T	Kilgore J.C.
ED HUSMANN	DT	Nebraska
JACK PATERA	LB	Oregon
FROM SAN FRANCISCO		
FRED DUGAN	WR	Dayton
JOHN GONZAGA	DE	no college
JERRY TUBBS	LB	Oklahoma
FROM WASHINGTON		
TOM BRAATZ	LB	Marquette
JOE NICELY	C	West Virginia
DOYLE NIX	RB	Southern Methodist

1961

(Drafted 2nd)

Rd.	Player	Pos.	College	Sel. #
1.	(A) No Choice – Traded along with sixth round choice to Washington for Eddie LeBaron.			
1.	(B) BOB LILLY	DT	Texas Christian	13
	Choice from Cleveland for first round pick in 1962.			
2.	E.J. HOLUB	LB	Texas Tech	16
	(went to AFL)			
3.	STEW BARBER	G	Penn State	30
	(went to AFL)			
4.	SONNY DAVIS	WR	Baylor	44
5.	No Choice – Traded to San Francisco for Gene Babb.			
6.	No Choice – Traded, along with first round choice, to Washington for LeBaron.			
7.	ART GIMORE	HB	Oregon State	66
8.	DON TALBERT*	T	Texas	100
9.	GLYNN GREGORY	HB	Southern Methodist	114

BOLD Indicates Made Active Roster

10.	No Choice – Traded to Green Bay for Fred Cone.			
11.	NORRIS STEVENSON	HB	Missouri	142
12.	LOWNDES SHINGLER	QB	Clemson	156
13.	DON GODMAN	HB	Florida	170
14.	BILL SHAW	G	Georgia Tech	184
	(went to AFL)			
15.	JULIUS VARNADO	T	San Francisco State	198
	(went to AFL)			
16.	JERRY STEFFEN	HB	Colorado	212
17.	EVERETT CLOUD	HB	Maryland	226
18.	RANDY WILLIAMS	HB	Indiana	240
19.	LYNN HOYEM*	C	Long Beach State	254
20.	JERRY MORGAN	QB	Iowa State	268

1962

(Drafted 4th)

Rd.	Player	Pos.	College	Sel. #
1.	No Choice – Traded to Cleveland for first round pick in 1961.			
2.	SONNY GIBBS*	QB	Texas Christian	18
3.	(A) No Choice – Traded to Chicago for Don Meredith.			
3.	(B) BOBBY PLUMMER	G	Texas Christian	39
	Choice from Cleveland for Duane Putnam.			
4.	No Choice – Traded to San Francisco for Bill Herchman.			
5.	No Choice – Traded to Los Angeles for Jimmy Harris.			
6.	(A) DONNIE DAVIS	TE	Southern University	74
6.	(B) GEORGE ANDRIE	DE	Marquette	82
	Choice and Allen Green from New York for Fred Dugan.			
7.	No Choice – Traded to Los Angeles for John Houser.			
8.	KEN TUREAUD	RB	Michigan	102
9.	No Choice – Traded to Baltimore for Don Perkins.			
10.	JOHN M. LONGMEYER	G	Southern Illinois	130
11.	LARRY HUDAS	WR	Michigan State	144
12.	No Choice – Traded to Green Bay for Steve Melinger.			
13.	ROBERT HOYES	TE	Texas	172
14.	HAROLD MAYS*	G	Southern Mississippi	186
15.	GUY REESE	T	Southern Methodist	200
16.	ROBERT JOHNSTON	T	Rice	214
17.	RAY JACOBS	DT	Howard Payne	228
	(went to AFL)			
18.	DAVE CLOUTIER*	RB	Maine	242
	(went to AFL)			
19.	PAUL HOLMES	T	Georgia	256
20.	AMOS BULLOCKS	RB	Southern Illinois	270

1963

(Drafted 6th)

Rd.	Player	Pos.	College	Sel. #
1.	LEE ROY JORDAN	LB	Alabama	6
2.	No Choice – Traded along with ninth round choice to Chicago for Chuck Howley.			
3.	JIM PRICE	LB	Auburn	34
4.	WHALEY HALL*	G	Mississippi	48
5.	No Choice – Traded to New York for Dick Nolan.			
6.	No Choice – Traded to Green Bay for John Sutro.			
7.	MARV CLOTHIER	G	Kansas	90
8.	No Choice – Traded to Green Bay for Lee Folkins.			
9.	No Choice – Traded along with second round choice to Chicago for Chuck Howley.			
10.	ROD SCHEYER	T	Washington	132
11.	RAY SCHOENKE	C	Southern Methodist	146
12.	BILL PERKINS	FB	Iowa	160
13.	PAUL WICKER*	T	Fresno State	174
14.	LOU CIOCI	LB	Boston College	188
15.	JERRY OVERTON	WR	Utah	202
16.	DENNIS GOLDEN	T	Holy Cross	216
17.	ERNEST PARKS*	G	McMurry	230
	(went to AFL)			
18.	BILL FRANK	T	Colorado	244
19.	JIM STIGER	RB	Washington	258
20.	TOMMY LUCAS	TE	Texas	272

1964

(Drafted 4th)

Rd.	Player	Pos.	College	Sel. #
1.	SCOTT APPLETON	DT	Texas	4
2.	MEL RENFRO	DB	Oregon	17
3.	No Choice - Traded to L.A. Rams for Bob Long and John Meyers.			
4.	PERRY LEE DUNN	DB	Mississippi	45
5.	No Choice - Traded to Green Bay for Gary Barnes			
6.	(A) BILLY LOTHBRIDGE	K-QB	Georgia Tech	73
	(B) JIM CURRY	WR	Cincinnati	82
Choice from Cleveland for Andy Cvercko.				
6.	(C) JIMMY EVANS	WR	Texas Western	83
Choice from Green Bay for Jerry Norton.				
7.	BOB HAYES*	WR	Florida A&M	88
8.	AL GEVERINK	RB	UCLA	101
9.	JAKE KUPP	G	Washington	116
10.	ROGER STAUBACH*	QB	Navy	129
11.	BOBBY CRENSHAW	G	Baylor	144
(went to AFL)				
12.	JOHNNY NORMAN	WR	NW Louisiana	157
13.	JERRY RHOME*	QB	Tulsa	172
14.	JIM WORDEN	LB	Wittenberg	185
15.	BILL VAN BURKLEO	WR	Tulsa	200
16.	PAUL CERCEL	C	Pittsburgh	213
17.	HARRY ABELL*	LB	Missouri	228
(went to AFL)				
18.	No Selection - Player chosen not eligible.			
19.	H.D. MURPHY	DB	Oregon	256
20.	JOHN HUGHES	LB	Southern Methodist	269

1965

(Drafted 6th)

Rd.	Player	Pos.	College	Sel. #
1.	CRAIG WALKER	QB	California	5
2.	MALCOLM MORTON	LB	Rice	19
3.	No Choice - Traded to Green Bay			
4.	(A) JIM SIDLE	FB	Auburn	47
	(B) BOB SVIHUS	T	Southern California	53
(went to AFL) Choice from Detroit for Sonny Gibbs.				
5.	ROGER PETTEE	LB	Florida	61
6.	SONNY UTZ	RB	VPI	75
7.	BRIG OWENS	DB	Cincinnati	89
8.	RUSSELL WAYT	LB	Rice	103
9.	JIM ZANIOS	FB	Texas Tech	117
10.	GAYLON MCCOLLOUGH	C	Alabama	131
11.	JETHRO PUGH	DT	Elizabeth City State	145
12.	ERNIE KELLERMAN	QB	Miami, OH	159
13.	JACK SCHRAUB	TE	California	173
14.	GARRY PORTERFIELD	DE	Tulsa	187
15.	GENE FOSTER	RB	Arizona State	201
(went to AFL)				
16.	DOUG McDUGAL	E	Oregon State	215
17.	MITCH JOHNSON	T	UCLA	229
18.	MARTIN AMSLER	DT	Evansville	243
19.	MERV RETTENMUND	HB	Ball State	257
20.	RON BARLOW*	T	Kansas State	271

1966

(Drafted 5th)

Rd.	Player	Pos.	College	Sel. #
1.	JOHN NILAND	G	Iowa	5
2.	WILLIE TOWNES*	DE	Tulsa	22
3.	No Choice - Traded to San Francisco for Leon Donohue.			
4.	No Choice - Traded to Baltimore for Ralph Neely.			
5.	(A) No Choice - Traded to San Francisco for J.D. Smith.			
	(B) WALT GARRISON	RB	Oklahoma State	79
Choice from Baltimore through Detroit for Amos Marsh.				
6.	BOB DUNLEVY	WR	West Virginia	86
7.	ART ROBINSON	TE	Florida A&M	100
8.	DON KUNIT	RB	Penn State	116
9.	DARRELL ELAM	FL	West Virginia Tech	130
10.	MASON MITCHELL	RB	Washington	146
11.	AUSTIN DENNEY*	TE	Tennessee	160
12.	(A) LES SHY	RB	Long Beach State	173
Choice from Pittsburgh for Lee Folkins.				

12.	(B) CRAIG BAYNHAM*	RB	Georgia Tech	176
13.	RONNIE LAMB	RB	South Carolina	190
14.	LEWIS TURNER	RB	Norfolk State	206
15.	MARK GARTUNG*	DT	Oregon State	220
16.	TOM PIGGEE	RB	San Francisco State	236
17.	GEORGE ALLEN	T	West Texas State	250
(went to AFL)				
18.	STEVE ORR	DT	Washington	266
18.	BYRON JOHNSON	T	Central Wash. St.	280
20.	LOU HUDSON	FL	Minnesota	296

1967

(Drafted 23rd)

Rd.	Player	Pos.	College	Sel. #
1.	No Choice - Given along with second- and two fifth round choices, to Houston for Ralph Neely.			
2.	No Choice - Given along with first- and two fifth round choices to Houston for Ralph Neely.			
3.	PHIL CLARK	DB	Northwestern	76
4.	CURTIS MARKER	G	Northern Michigan	103
5.	(A) No Choice - Choice and Jim Steffen from Washington for Brig Owens, Mitch Johnson, and Jake Kupp; given along with first, second and fifth round choices to Houston for Ralph Neely.			
	(B) No Choice - From Cleveland for Joe Bob Isebell; given along with first, second and fifth round choices to Houston for Ralph Neely.			
5.	(C) No Choice - Traded to Green Bay for Henry Gremminger.			
6.	SIMS STOKES	DB	North Arizona	157
7.	RAYFIELD WRIGHT	DE	Fort Valley State	182
8.	STEVE LAUB	QB	Illinois Wesleyan	208
9.	BYRON MORGAN	DB	Findlay (Ohio)	234
10.	EUGENE BOWENS	RB	Tennessee A&I	260
11.	PAT RILEY	WR	Kentucky	285
12.	HAROLD DETERS	K	North Carolina State	312
13.	AL KERKIAN	DE	Akron	338
14.	TOM BOYD	G	Tarleton State	364
15.	LEAVIE DAVIS	DB	Edward Waters Col.	390
16.	PAUL BROTHERS	HB	Oregon State	416
17.	GEORGE ADAMS	LB	Morehead State	442

1968

(Drafted Alternately 20th, 19th, 21st)

Rd.	Player	Pos.	College	Sel. #
1.	DENNIS HOMAN	FL	Alabama	20
2.	DAVID McDANIELS	WR	Mississippi Valley	45
3.	(A) No Choice - Traded to Minnesota for Lance Rentzel.			
	(B) ED HARMON	LB	Louisville	71
Choice from Chicago for Austin Denney and Mac Perovial.				
4.	(A) No Choice - Traded to New Orleans for Larry Stephans.			
	(B) JOHN DOUGLAS	LB	Missouri	97
Choice from New York for Jim Colvin.				
5.	BLAINE NYE	G	Stanford	130
6.	D.D. LEWIS	LB	Mississippi State	159
7.	BOB TAUCHER	T	Nebraska	185
8.	FRANK BROWN	DE	Albany State	211
9.	KEN KMIEC	DB	Illinois	241
10.	BEN OLISON	FL	Kansas	266
11.	RON SHOTTS	RB	Oklahoma	292
12.	WILSON WHITTY	LB	Boston University	321
13.	CARTER LORD	TE	Harvard	347
14.	RON WILLIAMS	DB	West Virginia	373
15.	TOMMY LUNCEFORD	P	Auburn	402
16.	LARRY COLE	DE	Hawaii	428
17.	GEORGE NORDGREN	RB	Houston	454

1969

(Drafted Alternately 24th, 23rd, 22nd)

Rd.	Player	Pos.	College	Sel. #
1.	CALVIN HILL	RB	Yale	24
2.	RICHMOND FLOWERS	WR	Tennessee	49
3.	(A) TOM STINCIC	LB	Michigan	68
	(B) HALVOR HAGEN	DE	Weber State	74
Choice from San Francisco for Harold Hayes.				
4.	No Choice - Traded to New Orleans for Dave Simmons.			
5.	(A) No Choice - Traded to Baltimore for Andy Stynchula.			

5.	(B) CHUCK KYLE	LB	Purdue	125
	Choice from Los Angeles for Coy Bacon.			
6.	RICH SHAW	FL	Arizona State	152
7.	LARRY BALES	WR	Emory & Henry	180
8.	ELMER BENHARDT	LB	Missouri	205
9.	CLAXTON WELCH	RB	Oregon	230
10.	STUART GOTTLIEB	G	Weber State	258
11.	CLARENCE WILLIAMS	DT	Prairie View A&M	283
12.	BOB BELDEN	QB	Notre Dame	308
13.	RENE MATISON	WR	New Mexico	336
14.	GERALD LUTRI	T	Northern Michigan	361
15.	BILL JUSTUS	DB	Tennessee	386
16.	FLOYD KERR	DB	Colorado State	414
17.	BILL BAILEY	DT	Lewis & Clark	439

1970

(Drafted 23rd)

Rd.	Player	Pos.	College	Sel. #
1.	DUANE THOMAS	RB	West Texas	23
2.	(A) BOB ASHER	T	Vanderbilt	27
	Choice from Chicago for Craig Baynham and Phil Clark.			
2.	(B) MARGENE ADKINS	WR	Henderson J.C.	49
3.	(A) CHARLIE WATERS	CB	Clemson	66
	Choice from Houston through Cleveland for Jerry Rhome.			
3.	(B) STEVE KINER	LB	Tennessee	73
	Choice from Cleveland for Jerry Rhome.			
3.	(C) DENTON FOX	S	Texas Tech	75
4.	JOHN FITZGERALD	T	Boston College	101
5.	No Choice - Traded to St. Louis for Bobby Joe Conrad.			
6.	PAT TOOMAY	DE	Vanderbilt	153
7.	DON ABBEY	LB	Penn State	179
8.	JERRY DOSSEY	G	Arkansas	205
9.	ZENON ANDRUSYSHYN	K	UCLA	231
10.	PETE ATHAS	S	Dade J.C.	257
11.	IVAN SOUTHERLAND	DT	Clemson	283
12.	JOE WILLIAMS	RB	Wyoming	309
13.	MARK WASHINGTON	CB	Morgan State	335
14.	JULIAN MARTIN	WR	N. Carolina Central	361
15.	KEN DeLONG	TE	Tennessee	387
16.	SEABERN HILL	CB	Arizona State	411
17.	GLENN PATTERSON	C	Nebraska	438

1971

(Drafted 25th)

Rd.	Player	Pos.	College	Sel. #
1.	TODY SMITH	DE	Southern California	25
2.	ISAAC THOMAS	CB	Bishop	51
3.	(A) SAM SCARBER	RB	New Mexico	69
	Choice from St. Louis for John Wilbur.			
3.	(B) BILL GREGORY	DE	Wisconsin	77
4.	(A) JOE CARTER	TE	Grambling	80
	Choice from New Orleans for Willie Townnes.			
4.	(B) BUDDY MITCHELL	T	Mississippi	103
5.	RON KADZIEL	LB	Stanford	129
6.	STEVE MAIER	WR	Northern Arizona	155
7.	BILL GRIFFIN	T-G	Catawba	181
8.	RON JESSIE	WR	Kansas	206
9.	HONOR JACKSON	WR	Pacific	233
10.	RODNEY WALLACE	DT	New Mexico	259
11.	ERNEST BONWELL	LB	Lane College	285
12.	STEVE GOEPEL	QB	Colgate	311
13.	JAMES FORD	RB	Texas Southern	337
14.	TYRONE COUEY	DB	Utah State	363
15.	BOB YOUNG	TE	Delaware	389
16.	JOHN BRENNAN	T	Boston College	415
17.	JOHN BOWER	C	Memphis State	440

1972

(Drafted 26th)

Rd.	Player	Pos.	College	Sel. #
1.	BILL THOMAS	RB	Boston College	26
2.	(A) ROBERT NEWHOUSE	RB	Houston	35
	Choice from New England for Halvor Hagen and Honor Jackson.			
2.	(B) JOHN BABINECZ	LB	Villanova	39
	Choice from New Orleans for Margene Adkins.			

2.	(C) CHARLES McKEE	WR	Arizona	52
3.	(A) MIKE KELLER	LB	Michigan	64
	Choice from New England for Halvor Hagen and Honor Jackson.			
3.	(B) MARY BATEMAN	P-K	Utah	78
4.	(A) TIM KEARNEY	LB	Northern Michigan	83
	Choice from New Orleans for Joe Williams.			
4.	(B) ROBERT WEST	WR	San Diego State	90
	Choice from New England for Steve Kiner.			
4.	(C) CHARLES ZAPFEC	LB	Penn State	93
	Choice from Detroit for Ron Jessie.			
4.	(D) No Choice - Traded to New Orleans for Don Talbert.			
5.	No Choice - Traded to San Diego for Tony Liscio.			
6.	CHARLES BOLDEN	DB	Iowa	156
7.	No Choice - Traded to Chicago for Lee Roy Caffey.			
8.	RALPH COLEMAN	LB	North Carolina A&T	208
9.	ROY BELL	RB	Oklahoma	234
10.	RICHARD AMMAN	DE	Florida State	260
11.	LONNIE LEONARD	T-G	North Carolina A&T	286
12.	JIMMY HARRIS	WR	Ohio State	312
13.	JEAN FUGETT	TE	Amherst	338
14.	ALAN THOMPSON	RB	Wisconsin	363
15.	CARLOS ALVAREZ	WR	Florida	390
16.	GORDON LONGMIRE	QB	Utah	416
17.	ALFONSO CAIN	DT	Bethune-Cookman	442

1973

(Drafted Alternately 20th, 22nd, 21st)

Rd.	Player	Pos.	College	Sel. #
1.	BILLY JOE DuPREE	TE	Michigan State	20
2.	(A) GOLDEN RICHARDS	WR	Hawaii	46
	Choice from Green Bay for Ron Widby and Ike Thomas.			
2.	(B) No Choice - To Chicago as compensation for signing Jack Cannon.			
3.	(A) HARVEY MARTIN	DT	East Texas State	53
	Choice from Houston through New Orleans for Tom Stincic.			
3.	(B) No Choice - Traded to New England for Ron Sellers.			
4.	DRANE SCRIVENER	DB	Tulsa	98
5.	BRUCE WALTON	T	UCLA	126
6.	BOB LEYEN	G	Yale	151
7.	RODRIGO BARNES	LB	Rice	176
8.	DAN WERNER	QB	Michigan State	204
9.	MIKE WHITE	CB	Minnesota	229
10.	CARL JOHNSON	LB	Tennessee	254
11.	GERALD CASWELL	G	Colorado State	282
12.	JIM ARNESON	G	Arizona	307
13.	JOHN SMITH	WR	UCLA	332
14.	BOB THORNTON	G-C	North Carolina	360
15.	WALT BAISY	LB	Grambling	385
16.	JOHN CONLEY	TE	Hawaii	410
17.	LES STRAYHORN	RB	East Carolina	438

1974

(Drafted Alternately 22nd, 21st, 20th, 23rd)

Rd.	Player	Pos.	College	Sel. #
1.	(A) ED JONES	DE	Tennessee State	1
	Choice from Houston for Toddy Smith and Billy Parks.			
1.	(B) CHARLES YOUNG	RB	North Carolina State	22
2.	No Choice - Choice and Ron Sellers to Miami for Otto Stowe.			
3.	(A) DANNY WHITE	QB	Arizona State	53
	Choice from Houston for Toddy Smith and Billy Parks.			
3.	(B) CALVIN PETERSON	LB	UCLA	72
4.	(A) KEN HUTCHERSON	LB	Livingston State	97
	Choice from Oakland for Gloster Richardson.			
4.	(B) ANDY ANDRADE	RB-DB	Northern Michigan	101
5.	JOHN KELSEY	T	Missouri	126
6.	JIM BRIGHT	DB	UCLA	151
7.	RAYMOND NESTER	LB	Michigan State	176
8.	MIKE HOLT	DB	Michigan State	205
9.	BILL DULIN	T	Johnson C. Smith	230
10.	DENNIS MORGAN	DB	Western Illinois	255
11.	HARVEY McGEE	WR	Southern Mississippi	280
12.	KEITH BOBO	QB	Southern Methodist	309
13.	FRED LIMA	K	Colorado	334
14.	DOUG RICHARDS	DB	Brigham Young	359
15.	BRUCE CRAFT	DT	Geneva, Pa.	384

1974 Draft, cont.			
16. GENE KILLIAN	T	Tennessee	413
17. LAWRIE SKOLROOD	T	North Dakota	438

1975

(Drafted 18th)

Rd.	Player	Pos.	College	Sel. #
1.	(A) RANDY WHITE	DE	Maryland	2
	Choice from N.Y. Giants for Craig Morton.			
1.	(B) THOMAS HENDERSON	LB	Langston	18
2.	BURTON LAWLESS	G	Florida	44
3.	BOB BREUNIG	LB	Arizona State	70
4.	(A) PAT DONOVAN	DE	Stanford	90
	Choice from Houston for Mike Montgomery.			
4.	(B) RANDY HUGHES	DB	Oklahoma	96
5.	(A) KYLE DAVIS	C	Oklahoma	113
	Choice from Green Bay for Jack Concannon.			
5.	(B) No Choice - Traded to Cincinnati for Clint Longley.			
6.	ROLLY WOOLSEY	DB	Boise State	148
7.	MICHAEL HEGMAN	LB	Tennessee State	173
8.	MITCH HOOPES	P	Arizona	200
9.	ED JONES	DB	Rutgers	226
10.	DENNIS BOOKER	RB	Millersville State	252
11.	GREG KRPALEK	C	Oregon State	278
12.	CHUCK BLAND	DB	Cincinnati	304
13.	HERB SCOTT	G	Virginia Union	330
14.	SCOTT LAIDLAW	RB	Stanford	356
15.	WILLIE HAMILTON	RB	Arizona	382
16.	PETE CLARK	TE	Colorado State	407
17.	JIM TESTERMAN	TE	Dayton	434

1976

(Drafted 27th)

Rd.	Player	Pos.	College	Sel. #
1.	AARON KYLE	DB	Wyoming	27
2.	(A) JIM JENSEN	RB	Iowa	40
	Choice from N.Y. Giants for Craig Morton.			
2.	(B) JIM EIDSON	G	Mississippi State	55
3.	(A) DUKE FERGERSON	WR	San Diego State	73
	Choice from San Francisco for Bob Hayes.			
3.	(B) JOHN SMITH	RB	Boise State	75
	Choice from Denver for Otto Stowe.			
3.	(C) BUTCH JOHNSON	WR	UC-Riverside	87
4.	TOM RAFFERTY	G	Penn State	119
5.	WALLY PESUIT	T	Kentucky	151
6.	GREG MCGUIRE	T	Indiana	181
7.	(A) GREG SCHAUM	DT	Michigan State	186
	Choice from San Diego for Ken Hutcherson.			
7.	(B) DAVID WILLIAMS	RB	Colorado	208
8.	HENRY LAWS	DB	South Carolina	236
9.	BEASLEY REECE	DB	North Texas	264
10.	LEROY COOK	DE	Alabama	290
11.	CORNELIUS GREEN	QB	Ohio State	317
12.	CHARLES McSHANE	LB	Cal Lutheran	346
13.	MARK DRISCOLL	QB	Colorado State	374
14.	LARRY MUSHINSKIE	TE	Nebraska	402
15.	DALE CURRY	LB	UCLA	430
16.	RICH COSTANZO	T	Nebraska	458
17.	STAN WOODFILL	K	Oregon	486

1977

(Drafted Alternately 24th, 25th, 26th)

Rd.	Player	Pos.	College	Sel. #
1.	TONY DORSETT	RB	Pittsburgh	2
	Choice from Seattle for Cowboys first round choice and three second round choices.			
2.	GLENN CARANO	QB	Nevada-Las Vegas	54
	Choice from Seattle for Duke Ferguson.			
3.	(A) TONY HILL	WR	Stanford	62
	Choice from Philadelphia for John Niland.			
3.	(B) VAL BELCHER	G	Houston	81

4.	GUY BROWN	LB	Houston	108
5.	ANDY FREDERICK	OL	New Mexico	137
6.	JIM COOPER	T	Temple	164
7.	DAVID STALLS	DT	Northern Colorado	191
8.	(A) AL CLEVELAND	DL	Pacific	208
	Choice from San Diego for Mitch Hoopes.			
8.	(B) FRED WILLIAMS	RB	Arizona State	221
9.	MARK CANTRELL	C	North Carolina	248
10.	STEVE DeBERG	QB	San Jose State	275
11.	DON WARDLOW	TE	Washington	305
12.	GREG PETERS	OL	California	332

1978

(Drafted 28th)

Rd.	Player	Pos.	College	Sel. #
1.	LARRY BETHEA	DL	Michigan State	28
2.	TODD CHRISTENSEN	RB-TE	Brigham Young	56
3.	DAVID HUGGINS	OL	Oklahoma	84
4.	ALOIS BLACKWELL	RB	Houston	112
5.	RICH ROSEN	G	Syracuse	140
6.	HAROLD RANDOLPH	LB	East Carolina	168
7.	TOM RANDALL	DT	Iowa State	196
8.	HOMER BUTLER	WR	UCLA	224
9.	RUSS WILLIAMS	DB	Tennessee	252
10.	BARRY TOMASETTI	OL	Iowa	280
11.	DENNIS THURMAN	S	Southern California	308
12.	LEE WASHBURN	OL	Montana State	336

1979

(Drafted 27th)

Rd.	Player	Pos.	College	Sel. #
1.	ROBERT SHAW	DB	Tennessee	27
2.	AARON MITCHELL	CB	Nevada-Las Vegas	55
3.	DOUG COSSIE	TE	Santa Clara	76
	Swapped choices with Seattle in Bill Gregory trade.			
4.	RALPH DeLOACH	DE	California	109
5.	(A) BOB HUKILL	OL	North Carolina	121
	Choice from Chicago for Golden Richards.			
5.	(B) CURTIS ANDERSON	DE	Central State (OH)	128
	Choice from Seattle for Efen Herrera.			
5.	(C) RON SPRINGS	RB	Ohio State	136
6.	(A) TIM LAVENDER	CB	Southern California	155
	Choice from Seattle for Bill Gregory.			
6.	(B) MIKE SALZANO	OL	North Carolina	160
	Choice from Denver for Jim Jensen.			
6.	(C) CHRIS DeFRANCE	WR	Arizona State	164
7.	GREG FITZPATRICK	LB	Youngstown	191
8.	BRUCE THORNTON	DT	Illinois	219
9.	GARRY COBB	LB	Southern California	247
10.	MIKE CALHOUN	DT	Notre Dame	274
11.	No Choice - Traded to Detroit for Skip Butler.			
12.	QUENTIN LOWRY	LB	Youngstown	329

1980

(Drafted Alternately 23rd, 24th, 25th)

Rd.	Player	Pos.	College	Sel. #
1.	No Choice - Traded along with second round choice to Baltimore for John Dutton.			
2.	No Choice - Traded along with first round choice to Baltimore for John Dutton.			
3.	(A) BILL ROE	LB	Colorado	78
	Choice from Chicago for Golden Richards.			
3.	(B) JAMES JONES	RB	Mississippi State	81
4.	KURT PETERSEN	DL	Missouri	107
5.	GARY HOGEBOOM	QB	Central Michigan	135
6.	TIMMY NEWSOME	RB	Winston-Salem State	165
7.	LESTER BROWN	RB	Clemson	192
8.	LARRY SAVAGE	LB	Michigan State	219
9.	JACKIE FLOWERS	WR	Florida State	249
10.	MATTHEW TEAGUE	DE	Prairie View A&M	276
11.	GARY PADJEN	LB	Arizona State	303
12.	NORM WELLS	DT	Northwestern	333

1981

(Drafted Alternately 25th and 26th)

Rd.	Player	Pos.	College	Sel. #
1.	HOWARD RICHARDS	T	Missouri	26
2.	DOUG DONLEY	WR	Ohio State	53
3.	GLEN TITENSOR	DL	Brigham Young	82
4.	(A) SCOTT PELLUER	LB	Washington State	92
Choice from San Francisco for Thomas Henderson.				
4.	(B) DERRIE NELSON	LB	Nebraska	109
5.	DANNY SPRADLIN	LB	Tennessee	138
6.	VINCE SKILLINGS	DB	Ohio State	165
7.	(A) RON FELLOWS	DB	Missouri	175
Choice from Tampa Bay for Dave Stalls.				
7.	(B) KEN MILLER	DB	East Michigan	194
8.	PAUL PIUROWSKI	LB	Florida State	221
9.	MIKE WILSON	WR	Washington State	250
10.	PAT GRAHAM	DT	California	277
11.	TIM MORRISON	G	Georgia	303
12.	NATE LUNDY	WR	Indiana	330

1982

(Drafted 26th)

Rd.	Player	Pos.	College	Sel. #
1.	ROD HILL	CB	Kentucky State	25
2.	JEFF ROHRER	LB	Yale	54
3.	JIM ELIOPULOS	LB	Wyoming	82
4.	(A) BRIAN CARPENTER	CB	Michigan	102
Choice from Tampa Bay for Dave Stalls.				
4.	(B) MONTY HUNTER	S	Salem College	110
5.	PHIL POZDERAC	T	Notre Dame	138
6.	(A) KEN HAMMOND	G	Vanderbilt	144
Choice from Cleveland for Bruce Huther.				
6.	(B) CHARLES DAUM	DL	Cal Poly-SLO	166
7.	BILL PURIFOY	DL	Tulsa	194
8.	(A) GEORGE PEOPLES	RB	Auburn	217
Choice from Denver through Buffalo for Wade Manning.				
8.	(B) DWIGHT SULLIVAN	RB	North Carolina State	222
9.	JOE GARY	DL	UCLA	250
10.	TODD ECKERSON	T	North Carolina State	278
11.	(A) GEORGE THOMPSON	WR	Albany State	297
Choice from Tampa Bay for Aaron Mitchell.				
11.	(B) MICHAEL WHITING	RB	Florida State	306
12.	RICH BURTNES	G	Montana	334

1983

(Drafted Alternately 23rd, 24th, 21st, 22nd)

Rd.	Player	Pos.	College	Sel. #
1.	JIM JEFFCOAT	DE	Arizona State	23
2.	MIKE WALTER	LB	Oregon	50
3.	BRYAN CALDWELL	DE	Arizona State	77
4.	CHRIS FAULKNER	TE	Florida	108
5.	CHUCK McSWAIN	QB	Clemson	135
6.	REGGIE COLLIER	QB	Southern Mississippi	162
7.	CHRIS SCHULTZ	T	Arizona	179
8.	LAWRENCE RICKS	RB	Michigan	210
9.	AL GROSS	S	Arizona	237
10.	ERIC MORAN	T	Washington	264
11.	DAN TAYLOR	T	Idaho State	291
12.	LORENZO BOUIER	RB	Maine	322

1984

(Drafted Alternately 25th and 26th)

Rd.	Player	Pos.	College	Sel. #
1.	BILLY CANNON	LB	Texas A&M	25
2.	(A) VICTOR SCOTT	DB	Colorado	40
Choice from Houston thru Minnesota for Butch Johnson.				
2.	(B) No Choice - Traded to Houston for Mike Renfro.			
3.	FRED CORNWELL	TE	Southern California	81
4.	STEVE DeOSSIE	LB	Boston College	110
5.	(A) STEVE PELLUER	QB	Washington	113
Choice from Tampa Bay for Danny Spradlin.				

5.	(B) NORM GRANGER	RB	Iowa	137
6.	(A) EUGENE LOCKHART	LB	Houston	152
Choice from Chicago for Jay Saldi.				
6.	(B) JOE LEVELIS	G	Iowa	166
7.	ED MARTIN	LB	Indiana State	193
8.	MIKE REVELL	RB	Bethune-Cookman	222
9.	(A) JOHN HUNT	OL	Florida	232
Choice from Indianapolis for Raul Allegre.				
9.	(B) NEAL MAUNE	TE	Notre Dame	249
10.	BRIAN SALONEN	OL	Montana	278
11.	DOWE AUGHTMAN	DL	Auburn	304
12.	CARL LEWIS	WR	Houston	334

U.S.F.L. SUPPLEMENTAL DRAFT

(Drafted Alternately 25th and 26th)

Rd.	Player	Pos.	College	Sel. #
1.	TODD FOWLER	FB	Stephen F. Austin	25
From Houston Gamblers.				
2.	MALCOLM MOORE	WR	Southern California	54
From Los Angeles Express.				
3.	JEFF SPEK	TE	San Diego State	81
From New Jersey Generals.				

1985

(Drafted Alternately 17th, 16th, 20th, 19th, 18th)

Rd.	Player	Pos.	College	Sel. #
1.	KEVIN BROOKS	DE	Michigan	17
2.	JESSE PENN	LB	Virginia Tech	44
3.	CRAWFORD KAVET	G	Florida	76
4.	ROBERT LAVEY	RB	Georgia Tech	103
5.	(A) HERSHEL WALKER	RB	Georgia	114
Choice from Houston for Butch Johnson.				
5.	(B) MATT DARWIN	C/G	Texas A&M	119
Choice from Cleveland thru Buffalo for Rod Hill.				
6.	(A) KURT PLOEGER	DT	Gustavus Adolphus	144
Choice from Indianapolis for Steve Wright.				
6.	(B) MATT MORAN	C/G	Stanford	157
7.	(A) KARL POWE	WR	Alabama State	178
Choice from San Diego thru Kansas City for Lawrence Ricks.				
7.	(B) JIM HERRMANN	DE	Brigham Young	184
8.	LEON GONZALEZ	WR	Bethune-Cookman	216
9.	SCOTT STRASBURGER	LB	Nebraska	243
10.	JOE JONES	TE	Virginia Tech	270
11.	NEAL DELLOCONO	LB	UCLA	297
12.	KARL JORDAN	LB	Vanderbilt	324

1986

(Drafted Alternately 21st, 20th, 19th, 18th)

Rd.	Player	Pos.	College	Sel. #
1.	(A) MIKE SHERRARD	WR	UCLA	23
Choice from San Francisco for Cowboys first and fifth round choices.				
1.	(B) No Choice - Traded to San Francisco along with fifth round choice for San Francisco's first round choice.			
2.	DARRYL CLACK	RB	Arizona State	33
Traded to from Indianapolis for Gary Hogeboom.				
3.	MARK WALEN	DT	UCLA	74
4.	MAX ZENDEJAS	K	Arizona	100
No Choice - Traded to San Francisco along with first round choice for San Francisco's first round choice.				
6.	(A) THORNTON CHANDLER	TE	Alabama	140
Choice from Buffalo for Rod Hill.				
6.	(B) STAN GELBAUGH	QB	Maryland	150
Choice from Detroit for Angelo King.				
6.	(C) LLOYD YANCEY	G	Temple	158
7.	JOHNNY HOLLOWAY	DB	Kansas	185
8.	TOPPER CLEMONS	RB	Wake Forest	212
9.	JOHN IONATA	G	Florida State	242
10.	BRYAN CHESTER	G	Texas	269
11.	GARTH JAX	LB	Florida State	296
12.	(A) CHRIS DULIBAN	LB	Texas	307
Choice from Buffalo for Rod Hill.				
12.	(B) TONY FLACK	DB	Georgia	322

1987

(Drafted Alternately 12th and 11th)

Rd.	Player	Pos.	College	Sel. #
1.	DANNY NOONAN	DT	Nebraska	12
2.	RON FRANCIS	CB	Baylor	39
3.	JEFF ZIMMERMAN	OL	Florida	68
4.	KELVIN MARTIN	WR	Boston College	95
5.	EVERETT GAY	WR	Texas	124
6.	JOE ONOSAI	OL	Hawaii	151
7.	KEVIN SWEENEY	QB	Fresno State	180
8.	KEVIN GOGAN	T	Washington	206
9.	ALVIN BLOUNT	RB	Maryland	235
10.	DALE JONES	LB	Tennessee	262
11.	JEFF WARD	K	Texas	291
12.	SCOTT ARMSTRONG	LB	Florida	318

1988

(Drafted Alternately 11th, 14th, 13th, 12th)

Rd.	Player	Pos.	College	Sel. #
1.	MICHAEL IRVIN	WR	Miami, Fla.	11
2.	KEN NORTON, JR.	LB	UCLA	41
3.	MARK HUTSON	G	Oklahoma	67
4.	DAVE WIDELL	T	Boston College	94
5.	No Choice - Traded to Seattle for Ron Essink.			
6.	SCOTT SECULES	QB	Virginia	151
7.	OWEN HOOVEN	T	Oregon State	178
8.	MARK HIGGS	RB	Kentucky	205
9.	BRIAN BEDFORD	WR	California	232
10.	BILLY OWENS	DE	Pittsburgh	263
11.	CHAD HENNING	DE	Air Force	290
12.	BEN HUMMEL	LB	UCLA	317

1989

(Drafted 1st)

Rd.	Player	Pos.	College	Sel. #
1.	TROY AIKMAN	QB	UCLA	1
2.	(A) Steve Wisniewski	G	Penn State	29
	Traded along with sixth round choice to L.A. Raiders for their second, third and fifth round choices for			
2.	(B) DARYL JOHNSTON	FB	Syracuse	39
	Choice from L.A. Raiders along with third and fifth round choices for			
	Cowboys second and fifth round choices and			
3.	(A) MARK STEPENOSKI	OL	Pittsburgh	57
3.	(B) RHONDY WESTON	DE	Florida	68
	Choice from L.A. Raiders along with second and fifth round choices for			
	Cowboys second and sixth round choices.			
4.	TONY TOLBERT	DE	Texas-El Paso	85
5.	(A) KEITH JENNINGS	TE	Clemson	113
5.	(B) WILLIS CROCKETT	LB	Georgia Tech	119
	Choice from L.A. Raiders along with second and third-round choices for Cowboys second and sixth round choices.			
5.	(C) JEFF ROTH	DT	Florida	125
	Choice from Denver for Tony Dorsett.			
6.	No Choice - Traded to L.A. Raiders along with second round choice for Raiders second, third and fifth round choices.			
7.	KEVIN PETERSON	LB	Northwestern	168
8.	CHARVEZ FOGER	RB	Nevada-Reno	196
9.	TIM JACKSON	DB	Nebraska	224
10.	ROD CARTER	LB	Miami, Fla.	252
11.	RANDY SHANNON	LB	Miami, Fla.	280
12.	SCOTT ANKROM	WR	Texas Christian	308

1990

(Drafted 1st)

Rd.	Player	Pos.	College	Sel. #
1.	(A) No Choice - Used to select Steve Walsh in the 1989 supplemental draft.			
1.	(B) EMMITT SMITH	RB	Florida	17
	Choice from Pittsburgh for first round choice obtained from Minnesota and third choice obtained from San Francisco.			
2.	ALEXANDER WRIGHT	WR	Auburn	26
3.	(A) No Choice - Traded to Minnesota in Herschel Walker deal.			

- (B) JIMMIE JONESDT..... Miami, Fla. 64
Choice from New England along with sixth and eighth round choices for third choice obtained from Denver, fifth round choice obtained from Miami and Cowboys seventh round choice.
- No Choice - Traded to Denver along with Kevin Brooks for third round choice.
- (A) No Choice - Traded to Washington for Dean Hamel.
- (B) STAN SMAGALACB Notre Dame 123
Choice from L.A. Raiders for sixth round choice obtained from Minnesota, eighth round choice obtained from New England, ninth round choice obtained from Seattle, 10th round choice obtained from Indianapolis and 11th round choice obtained from San Francisco.
- No Choice - Traded to San Diego along with sixth round choice obtained from New England and sixth round choice obtained from N.Y. Giants for San Diego's third choice in 1991.
- No Choice - Traded to New England along with third choice obtained from Denver and fifth round choice obtained from Miami for New England's third, sixth and eighth round choices.
- No Choice - Traded to Detroit for Paul Palmer.
- KENNETH GANTCB Albany State 221
- No Choice - Traded to Minnesota in Herschel Walker deal.
- DAVE HARPERLB Humboldt State 277
- No Choice - Used to select Mike Lowman in the 1989 supplemental draft.

1991

(Drafted Alternately 13th and 14th)

Rd.	Player	Pos.	College	Sel. #
1.	(A) RUSSELL MARYLAND	DT	Miami, Fla.	1
	Choice from New England for first round choice obtained from Minnesota, second round choice, Ron Francis, David Howard and Eugene Lockhart.			
1.	(B) ALVIN HARPER	WR	Tennessee	12
2.	(A) DIXON EDWARDS	LB	Michigan State	37
	Choice from Detroit for first round choice obtained from Washington.			
2.	(B) No Choice - To New England along with first round choice obtained from Minnesota, Ron Francis, David Howard and Eugene Lockhart for New England's first round choice.			
3.	(A) GODFREY MYLES	LB	Florida	62
	Choice obtained from San Diego for 1990 draft choices.			
3.	(B) JAMES RICHARDS	G	California	64
	Choice obtained from Detroit for first round choice obtained from Washington.			
3.	(D) ERIC WILLIAMS	T	Central St. (OH)	70
	Choice obtained from New Orleans in Steve Walsh trade.			
4.	(A) CURVIN RICHARDS	RB	Pittsburgh	97
4.	(B) BILL MUSGRAVE	QB	Oregon	106
	Choice obtained from Kansas City in Steve Pelluer trade.			
4.	(C) TONY HILL	DE	Tenn.-Chattanooga	108
	Choice obtained from Detroit for first round choice obtained from Washington.			
4.	(D) KEVIN HARRIS	DE	Texas Southern	110
	Choice obtained from New England for first round pick obtained from Minnesota.			
5.	(A) No Choice - Traded to L.A. Raiders for John Gsek.			
5.	(B) DARRICK BROWNLOW	LB	Illinois	132
	Choice from Washington for first round choice obtained from New England.			
6.	MIKE SULLIVAN	OL	Miami, Fla.	153
7.	(A) LEON LETT	DE	Emporia (KS) St.	173
	Choice from Denver for Dave Widell.			
7.	(B) No Choice - Traded to L.A. Raiders for Dale Hellestrae.			
8.	No Choice - Traded to Phoenix for Rob Awalt.			
9.	DAMON MAYS	WR	Missouri	235
10.	SEAN LOVE	G	Penn State	264
11.	TONY BOLES	RB	Michigan	291
12.	LARRY BROWN	CB	Texas Christian	320

1992

(Drafted Alternately 24th, 23rd, 22nd, 21st)

Rd.	Player	Pos.	College	Sel. #
1.	(A) KEVIN SMITH	CB	Texas A&M	17
	Choice from Atlanta along with fifth round choice for first and fourth round choices obtained from New England.			

1. (B) **ROBERT JONES** LB East Carolina 24
2. (A) **JIMMY SMITH** WR Jackson State 36
Choice from Cleveland along with fifth round choice for second round choice obtained from New Orleans, eighth round choice obtained from Denver and the Cowboys third, sixth and twelfth-round choices.
2. (B) **DARREN WOODSON** S Arizona State 37
Choice from New England along with first and fourth round choices for first and third choices obtained from Minnesota.
2. (C) No Choice – Traded to Atlanta along with eighth round choice for Tony Casillas
3. (A) **CLAYTON HOLMES** CB Carson-Newman 58
Choice from Washington along with second round choice for second and third choices obtained from Kansas City.
3. (B) No Choice – Traded to Cleveland along with second round choice obtained from New Orleans, eighth round choice obtained from Denver and the Cowboys sixth and twelfth-round choices for second and fifth round choices.
3. (C) **JAMES BROWN** T Virginia State 82
Choice from Detroit along with fourth and ninth round choices for second round choice obtained from Washington.
4. (A) No Choice – Traded to L.A. Raiders for Steve Buerlein.
4. (B) **TOM MYSLINSKI** G Tennessee 109
Choice from Detroit along with third and ninth round choices for second round choice obtained from Washington.
5. (A) **GREG BRIGGS** S Texas Southern 120
Choice from Atlanta along with first round choice for first and fourth round choices obtained from New England.
5. (B) **ROD MILSTEAD** G Delaware State 121
Choice from Cleveland with second round choice for second round choice obtained from New Orleans, eighth round choice obtained from Denver and the Cowboys third, sixth, and twelfth-round choices.
5. (C) No Choice – Traded to Houston along with second round choice in 1991 obtained from Minnesota for Alonzo Highsmith.
6. (A) **FALLON WACASEY** TE Tulsa 149
Choice from New England for Jesse Solomon.
6. (B) No Choice – Traded to Cleveland along with second round choice obtained from New Orleans, eighth round choice obtained from Denver and the Cowboys third and twelfth-round choices for second and fifth round choices.
7. No Choice – Traded to L.A. Raiders for Garry Lewis.
8. No Choice – Traded to Atlanta along with second round choice for Tony Casillas.
9. (A) **NATE KIRTMAN** S Pomona-Pitzer 248
9. (B) **CHRIS HALL** S East Carolina 250
Choice from Detroit along with third and fourth round choices for second round choice obtained from Washington.
10. **JOHN TERRY** G Livingstone College 275
11. **TIM DANIEL** WR Florida A&M 302
12. (A) **DONALD HARRIS** S Texas Tech 317
Choice from New England for Rich Gicewicz.
12. (B) No Choice – Traded to Cleveland along with second round choice obtained from New Orleans, the Cowboys third and sixth round choices and the eighth round choice obtained from Denver for second and fifth round choices.

1993

(Drafted 28th)

Rd.	Player	Pos.	College	Sel. #
1.	No Choice – Traded to Green Bay along with fourth round choice for two seconds, a fourth and an eighth round choice.			
2.	(A) KEVIN WILLIAMS WR Miami, Fla. 46 Choice from Green Bay along with second, fourth and eighth round choices for first and fourth choices.			
2.	(B) DARRIN SMITH LB Miami, Fla. 54 Choice from Green Bay along with second, fourth and eighth round choices for first and fourth round choices.			
2.	(C) No Choice – Traded to San Francisco along with third choice in 1994 for Charles Haley.			
3.	MIKE MIDDLETON S Indiana 84			
4.	(A) DERRICK LASSIC RB Alabama 94 Choice from Green Bay along with two second round choices and an eighth round choice for first and fourth round choices.			
4.	(B) RON STONE T Boston College 96 Choice from L.A. Raiders for Alexander Wright.			

4. (C) No Choice – Traded to Green Bay along with first round choice for two second, a fourth and eighth round choices.
5. No Choice – Traded to Pittsburgh for Thomas Everett.
6. **BARRY MINTER** LB Tulsa 168
7. **BROCK MARION** S Nevada-Reno 196
8. (A) **DAVE THOMAS** CB Tennessee 203
Choice from Tampa Bay for Gary Lewis and an eighth round choice.
8. (B) **REGGIE GIVENS** S Penn State 213
Choice from Green Bay along with two second round choices and a fourth round choice for first and fourth round choices.
8. (C) No Choice – Traded to Tampa Bay along with Gary Lewis for an eighth round choice.

1994

(Drafted 28th)

Rd.	Player	Pos.	College	Sel. #
1.	(A) SHANTE CARVER DE Arizona State 23 Choice from San Francisco along with seventh round choice for Cowboys first and second round choices.			
1.	(B) No Choice – Traded to San Francisco along with second round choice for first and seventh round choice.			
2.	(A) LARRY ALLEN OL Sonoma State 46 Compensatory choice			
2.	(B) No Choice – Traded to San Francisco along with first round choice for first and seventh round choice.			
3.	(A) No Choice – Traded to San Francisco along with second round choice in 1993 for Charles Haley.			
3.	(B) GEORGE HEGAMIN T North Carolina State 102 Compensatory choice			
4.	(A) WILLIE JACKSON WR Florida 109 Choice from Tampa Bay in Thomas Everett trade.			
4.	(B) DEWAYNE DOTSON LB Mississippi 131 No Choice – Traded to L.A. Raiders along with seventh round choice obtained from San Francisco for Elvis Patterson and L.A. Raiders seventh round choice.			
6.	(A) No Choice – Traded to L.A. Rams for Jim Price.			
6.	(B) DARREN STUDSTILL DB West Virginia 191 Choice from L.A. Rams for fourth round choice in 1995.			
7.	(A) TODDRICK MCINTOSH DL Florida State 216 Choice from L.A. Raiders along with Elvis Patterson for Cowboys fifth round choice and seventh round choice obtained from San Francisco.			
7.	(B) No Choice – Traded to New England for Hugh Millen.			

1995

(Drafted Alternately 28th and 27th)

Rd.	Player	Pos.	College	Sel. #
1.	(A) No Choice – Traded to Tampa Bay for two second round choices.			
2.	(A) SHERMAN WILLIAMS RB Alabama 46 Choice from Atlanta along with fourth round choice for a second round choice obtained from Tampa Bay.			
2.	(B) KENDELL WATKINS TE Mississippi State 59			
2.	(C) SHANE HANNAH G Michigan State 63 Choice from Tampa Bay along with second round choice for first round choice.			
3.	CHARLIE WILLIAMS S Bowling Green 92			
4.	(A) ERIC BJORNSON TE Washington 110 Choice from Atlanta along with second round choice for a second round choice obtained from Tampa Bay.			
4.	(B) No Choice – Traded to St. Louis for 1994 sixth round choice.			
4.	(C) ALUNDIS BRICE CB Mississippi 129 Compensatory choice			
4.	(D) LINC HARDEN LB Oklahoma State 130 Compensatory choice			
5.	(A) No Choice – Used to select John Davis in the 1994 supplemental draft.			
5.	(B) EDWARD HERVEY WR Southern California 166 Compensatory choice			
5.	(C) DANA HOWARD LB Illinois 168 Compensatory choice			
6.	No Choice – Traded to Chicago along with Vinson Smith and Barry Minter for Kelly Blackwell, Markus Papp and John Roper.			
7.	OSCAR STURGIS DE North Carolina 236			

1996

(Drafted 30th)

Rd.	Player	Pos.	College	Sel. #
1.	No Choice - Traded to Washington for a second and third choices.			
1.	(A) KAVIKA PITTMAN	DE	McNeese State	37
	Choice from Washington along with third choice for first round choice.			
2.	(B) RANDALL GODFREY	LB	Georgia	49
	Choice from Miami for second round choice and fourth round choice obtained from N.Y. Giants as compensation for signing Ron Stone.			
2.	(C) No Choice - Traded to Miami along with fourth round choice obtained from N.Y. Giants as compensation for signing of Ron Stone for second round choice.			
3.	(A) CLAY SHIVER	C	Florida State	67
	Choice from Washington along with second round choice for first round choice.			
3.	(B) No Choice - Used to select Darren Benson in the 1995 supplemental draft.			
3.	(C) STEPFRET WILLIAMS	WR	N.E. Louisiana	94
	Compensatory choice			
3.	(D) MIKE ULUFALE	DL	Brigham Young	95
	Compensatory choice			
4.	No Choice - Traded to Atlanta along with fifth round choice for Roger Harper.			
5.	(A) KENNETH McDANIEL	G	Norfolk State	157
	Choice from Baltimore for fourth round choice in 1997.			
5.	(B) No Choice - Traded to Atlanta along with fourth round choice for Roger Harper.			
5.	(C) ALAN CAMPOS	LB	Louisville	167
	Compensatory choice			
6.	(A) No Choice - Traded to Chicago for Jim Schwartz.			
6.	(B) WENDELL DAVIS	CB	Oklahoma	207
	Compensatory choice			
7.	RYAN WOOD	FB	Arizona State	243

1997

(Drafted Alternately 25th, 24th, 23rd, 22nd)

Rd.	Player	Pos.	College	Sel. #
1.	(A) DAVID LaFLEUR	TE	Louisiana State	22
	Choice from Philadelphia for first round choice, fifth round choice and third choice in 1998.			
1.	(B) No Choice - Traded to Philadelphia along with fifth round choice and third choice in 1998 for first round choice.			
2.	No Choice - Traded to Detroit for third and fourth round choices.			
3.	(A) DEXTER COAKLEY	LB	Appalachian State	65
	Choice from Detroit along with fourth round choice for second round choice.			
3.	(B) STEVE SCIFRES	G/T	Wyoming	83
3.	(C) KENNY WHEATON	CB	Oregon	94
	Compensatory Choice			
4.	(A) ANTONIO ANDERSON	DT	Syracuse	101
	Choice from Detroit along with third for second round choice.			
4.	(B) No Choice - Traded to Baltimore for 1996 fifth round choice.			
4.	(C) MACEY BROOKS	WR	James Madison	127
	Compensatory Choice			
4.	(D) NICKY SUALUA	FB	Ohio State	129
	Compensatory Choice			
5.	No Choice - Traded to Philadelphia along with first round choice and third choice in 1998 for first round choice.			
6.	LEE VAUGHN	CB	Wyoming	187
7.	OMAR STOUTMIRE	S	Fresno State	224

1998

(Drafted Alternately 6th, 7th, 9th)

Rd.	Player	Pos.	College	Sel. #
1.	GREG ELLIS	DE	North Carolina	8
2.	FLOZELL ADAMS	T	Michigan State	38
3.	No Choice - Traded to Philadelphia along with first round choice and fifth round choice in 1997 for first round choice in 1997.			
4.	MICHAEL MYERS	DL	Alabama	100
5.	(A) DARREN HAMBRICK	LB	South Carolina	130
5.	(B) OLIVER ROSS	OL	Iowa State	138
	Choice from Seattle for sixth and seventh round choices in 1998.			
6.	(A) No Choice - Traded to Seattle along with seventh round choice for fifth round choice.			

6. (B) IZELL REESE S Alabama-Birmingham 188
Compensatory Choice
7. (A) No Choice - Traded to Seattle along with sixth round choice for fifth round choice.
7. (B) TARIK SMITH RB California 223
Compensatory Choice.
7. (C) ANTONIO FLEMING G Georgia 227
Compensatory Choice
7. (D) ROD MONROE TE Cincinnati 237
Compensatory Choice

1999

(Drafted Alternately 22nd, 23rd, 24th)

Rd.	Player	Pos.	College	Sel. #
1.	(A) EBENEZER EKUBAN	DE	North Carolina	20
1.	(B) No Choice - Traded to Seattle along with fifth round choice obtained from Carolina as compensation for the signing of Patrick Jeffers for first round choice.			
2.	SOLOMON PAGE	T	West Virginia	55
3.	DAT NGUYEN	LB	Texas A&M	85
4.	(A) WANE MCGARITY	WR	Texas	118
4.	(B) PEPPY ZELLNER	DE	Fort Valley State	132
	Compensatory Choice			
5.	No Choice - Traded to Denver for past considerations.			
6.	MARTAY JENKINS	WR	Nebraska-Omaha	193
7.	(A) MIKE LUCKY	TE	Arizona	229
7.	(B) KELVIN GARMON	OL	Baylor	243
	Compensatory Choice			

2000

(Drafted Alternately 19th, 18th, 17th, 16th, 15th, 14th, 13th)

Rd.	Player	Pos.	College	Sel. #
1.	No Choice - Traded to Seattle along with first round choice in 2001 for Joey Galloway.			
2.	DWAYNE GOODRICH	CB	Tennessee	49
3.	No Choice - Traded to Seattle for James McKnight.			
4.	KAREEM LARRIMORE	CB	West Texas A&M	109
5.	MICHAEL WILEY	RB	Ohio State	144
6.	MARIO EDWARDS	CB	Florida State	180
7.	ORANTES GRANT	LB	Georgia	219

2001

(Drafted Alternately 7th, 6th, 8th)

Rd.	Player	Pos.	College	Sel. #
1.	No Choice - Traded to Seattle along with first round choice in 2000 for Joey Galloway.			
2.	(A) No Choice - Traded to Indianapolis for second round and third draft choices.			
2.	(B) QUINCY CARTER	QB	Georgia	53
	Choice from New Orleans for third draft choice and third draft choice obtained from Indianapolis.			
2.	(C) TONY DIXON	S	Alabama	56
	Choice from Miami along with fourth round draft choice for second round draft choice obtained from Indianapolis.			
3.	(A) No Choice - Traded to New Orleans along with third draft choice obtained from Indianapolis for second round draft choice.			
3.	(B) WILLIE BLADE	DT	Mississippi State	93
	Compensatory Choice			
4.	(A) No Choice - Traded to Atlanta along with seventh round choice in 2002 for O.J. Santiago.			
4.	(B) MARKUS STEELE	LB	Southern California	122
	Choice from Miami along with second round choice for second round choice.			
5.	MATT LEHR	G	Virginia Tech	137
6.	DALERROY STEWART	DT	Southern Mississippi	171
7.	(A) COLSON WEATHERINGTON	DE	Central Missouri St.	207
7.	(B) JOHN NIX	DT	Southern Mississippi	240
	Compensatory Choice			
7.	(C) CHAR-RON DORSEY	T	Florida State	242
	Compensatory Choice			

2002

(Drafted Alternately 6th, 5th, 7th)

Rd.	Player	Pos.	College	Sel. #
1.	(A) No Choice – Traded to Kansas City for first and third round choices in 2002 and sixth round choice in 2003.			
1.	(B) ROY WILLIAMSS.....	Oklahoma	8
	Choice from Kansas City along with third round choice in 2002 and sixth round choice in 2003 for first round choice.			
2.	(A) ANDRE GURODEG.....	Colorado	37
2.	(B) ANTONIO BRYANTWR.....	Pittsburgh	63
	Choice from Chicago along with fourth round choice for third, fourth and fifth round choices.			
3.	No Choice – Traded to Chicago along with fourth and fifth round choices for second and fourth round choices.			
3.	DEREK ROSSCB.....	Ohio State	75
	Choice from Kansas City along with first round choice in 2002 and sixth round choice in 2003 for first round choice.			
4.	(A) No Choice – Traded to Chicago along with third and fifth round choices for second and fourth round choices.			
4.	(B) JAMAR MARTINFB.....	Ohio State	129
	Choice from Chicago along with second round choice for third, fourth and fifth round choices.			
5.	(A) No Choice – Traded to Chicago along with third and fourth round choices for second and fourth round choices.			
5.	(B) PETE HUNTERCB.....	Virginia Union	168
	Compensatory Choice Choice from New England for seventh round choice in 2002 obtained from Miami and fifth round choice in 2003.			
6.	(A) TYSON WALTERT.....	Ohio State	179
6.	(B) DeVEREN JOHNSON ..WR.....	Sacred Heart	208
	Compensatory Choice			
6.	(C) BOB SLOWIKOWSKI ..TE.....	Virginia Tech	211
	Compensatory Choice			
7.	No Choice – Traded to Atlanta along with fourth round choice in 2001 for O.J. Santiago.			

2003

(Drafted Alternately 5th and 6th)

Rd.	Player	Pos.	College	Sel. #
1.	TERENCE NEWMANCB.....	Kansas State	5
2.	AL JOHNSONC.....	Wisconsin	38
3.	JASON WITTENTE.....	Tennessee	69
4.	BRADIE JAMESLB.....	Louisiana State	103
5.	No Choice – Traded to New England along with seventh round choice in 2002 obtained from Miami for fifth round choice in 2002.			
6.	(A) B.J. TUCKERCB.....	Wisconsin	178
6.	(B) ZURIEL SMITHWR.....	Hampton	186
	Choice from Kansas City along with first- and third-round choices in 2002 for first round choice in 2002.			
7.	JUSTIN BATESG.....	Colorado	219

2004

(Drafted Alternately 22nd, 21st, 20th, 25th, 24th, 23rd)

Rd.	Player	Pos.	College	Sel. #
1.	No Choice – Traded to Buffalo for second and fifth round choices in 2004 and first round choice in 2005.			
2.	(A) JULIUS JONESRB.....	Notre Dame	43
	Choice from Buffalo along with fifth round choice and first round choice in 2005 for first round choice.			
2.	(B) JACOB ROGERST.....	Southern California	52
3.	STEPHEN PETERMANG.....	Louisiana State	83
4.	BRUCE THORNTONCB.....	Georgia	121
5.	(A) SEAN RYANTE.....	Boston College	144
	Choice from Buffalo along with second round choice and first round choice in 2005 for first round choice.			
5.	(B) No Choice – Traded to New Orleans for sixth and seventh round choices.			
6.	No Choice – Traded to Green Bay for Terry Glenn			
7.	(A) NATHAN JONESCB.....	Rutgers	205
	Choice from Oakland along with another seventh round choice for sixth round choice.			
7.	(B) PATRICK CRAYTONWR.....	NW Oklahoma	216
	Choice from Tampa Bay along with Darian Barnes for seventh round choice.			

7. (C) **JACQUES REEVES**CB.....

Purdue223

Choice from Oakland along with another seventh round choice for a sixth round choice. Pick was originally traded by Dallas to Oakland for Kenyon Coleman.

2005

(Drafted Alternately 11th, 10th, 9th, 8th, 12th)

Rd.	Player	Pos.	College	Sel. #
1.	(A) DeMARCUS WAREDE.....	Troy	11
1.	(B) MARCUS SPEARSDE.....	Louisiana State	20
	Choice from Buffalo along with second and fifth round choices in 2004 for first round choice in 2004.			
2.	KEVIN BURNETTLB.....	Tennessee	42
3.	No Choice – Traded to Houston for Drew Henson			
4.	(A) MARION BARBER IIIRB.....	Minnesota	109
4.	(B) CHRIS CANTYDE.....	Virginia	132
	Choice from Philadelphia along with sixth round choice in 2006 or fifth round choice in 2005 and fourth round choice in 2006.			
5.	No Choice – Traded to Philadelphia along with fourth round choice in 2006 for fourth round choice in 2005 and sixth round choice in 2006.			
6.	(A) No Choice – Traded to Oakland along with seventh round choice in 2004 for Kenyon Coleman.			
6.	(B) JUSTIN BERIAULTS.....	Ball State	208
	Compensatory Choice			
6.	(C) ROB PETITTIT.....	Pittsburgh	209
	Compensatory Choice			
7.	JAY RATLIFFDT.....	Auburn	224

2006

(Drafted alternately 18th, 17th, 16th, 19th)

Rd.	Player	Pos.	College	Sel. #
1.	BOBBY CARPENTERLB.....	Ohio State	18
2.	(A) No Choice – Traded to N.Y. Jets for second, sixth and seventh round choices.			
2.	(B) ANTHONY FASANOTE.....	Notre Dame	53
	Choice from N.Y. Jets along with sixth and seventh round choices for second round choice.			
3.	(A) No Choice – Traded to Jacksonville for third and fourth round choices.			
3.	(B) JASON HATCHERDE.....	Grambling	92
	Choice from Jacksonville along with fourth round choice for third round choice.			
4.	(A) No Choice – Traded to Philadelphia along with fifth round choice in 2005 for fourth round choice in 2005 and sixth round choice in 2006.			
4.	(B) SKYLER GREENWR.....	Louisiana State	125
	Choice from Jacksonville along with third round choice for third round choice.			
5.	(A) PAT WATKINSS.....	Florida State	138
	Choice from N.Y. Jets for fifth and sixth round choices.			
5.	(B) No Choice – Traded to N.Y. Jets along with sixth round choice for fifth round choice.			
6.	(A) MONTAVIOUS STANLEYDT.....	Louisville	182
	Choice from Philadelphia along with fourth round choice in 2005 for fifth round choice in 2005 and fourth round choice in 2006.			
6.	(B) No Choice – Traded to Kansas City for Scott Fujita.			
7.	(A) PAT McQUISTANT.....	Weber State	211
	Choice from N.Y. Jets along with second and sixth round choices for second round choice.			
7.	(B) E.J. WHITLEYG.....	Texas Tech	224

2007

(Drafted Alternately 22nd, 21st, 24th, 23rd)

Rd.	Player	Pos.	College	Sel. #
1.	(A) No Choice – Traded to Cleveland for second round choice and first round choice in 2008.			
1.	(B) ANTHONY SPENCERDE.....	Purdue	26
	Choice from Philadelphia for second round choice from Cleveland and third and fifth round choices.			
2.	No Choice – Traded to Cleveland along with sixth round choice for third, fourth and sixth round choices.			
3.	(A) JAMES MARTENT.....	Boston College	67
	Choice from Cleveland along with fourth and sixth round choices for second and sixth round choices.			

2007 Draft, cont.

3. (B) No Choice – Traded to Philadelphia along with second round choice from Cleveland and fifth for first round choice.
4. (A) **ISAIAH STANBACK**.....WR..... Washington.....103
Choice from Cleveland along with third and sixth round choices for second and sixth round choices.
4. (B) **DOUG FREE**.....T..... Northern Illinois.....122
No Choice – Traded to Philadelphia along with second round choice from Cleveland and third for first round choice.
6. (A) **NICK FOLK**.....K..... Arizona.....178
Choice from Cleveland along with third and fourth round choices for second and sixth round choices.
6. (B) **DEON ANDERSON**.....FB..... Connecticut.....195
Choice reacquired from Cleveland for sixth round choice from N.Y. Jets in Pete Hunter trade and seventh round choice.
7. (A) **COURTENY BROWN**.....CB..... Cal Poly-SLO.....212
Choice from N.Y. Jets for Sean Ryan.
7. (B) No Choice – Traded to Cleveland along with sixth round choice for sixth round choice.
7. (C) **ALAN BALL**.....CB..... Illinois.....237
Choice from New Orleans for Scott Shanle.

2008

(Drafted Alternately 28th, 30th, 29th)

Rd.	Player	Pos.	College	Sel. #
1.	(A) FELIX JONESRB..... Arkansas.....22 Choice from Cleveland along with second round choice in 2007 for first round choice in 2007.			
1.	(B) MIKE JENKINSCB..... South Florida.....25 Choice from Seattle for first, fifth and seventh round choices.			
2.	MARTELLUS BENNETTTE..... Texas A&M.....61			
3.	No Choice – Traded to Detroit for fourth round choice and fourth round choice in 2009.			
4.	(A) No Choice – Traded to Oakland for fourth and seventh round choices. Pick was originally traded by Miami to Dallas for Akin Ayodele and Anthony Fasano.			
4.	(B) No Choice – Traded to Cleveland for fourth and fifth round choices. Pick was originally obtained from Oakland.			
4.	(C) No Choice – Traded to Cleveland for third round choice in 2009. Pick was originally obtained from Detroit.			
4.	(D) TASHARD CHOICERB..... Georgia Tech.....122 Choice from Cleveland along with fifth round choice for fourth round choice.			
4.	(E) No Choice – Traded to Tennessee for Adam Jones.			
5.	(A) ORLANDO SCANDRICKCB..... Boise State.....143 Choice from Jacksonville for fifth and seventh round choices.			
6.	(A) ERIK WALDENLB..... Middle Tennessee St. 167 Choice from Miami along with sixth round choice in 2009 for Jason Ferguson and sixth round choice.			
6.	(B) No Choice – Traded to Miami for Jason Ferguson for sixth choice and sixth round choice in 2009.			
7.	(A) No Choice – Traded to Jacksonville along with fifth round choice for fifth round choice.			
7.	(B) No Choice – Traded to Seattle along with first and fifth round choice for first round choice.			

2009

(Drafted Alternately 20th, 19th, 18th, 17th)

Rd.	Player	Pos.	College	Sel. #
1.	No choice – traded to Detroit along with third and sixth round choice for Roy Williams and seventh round choice.			
2.	No choice – traded to Buffalo for third and fourth round choices.			
3.	(A) JASON WILLIAMSLB..... Western Illinois.....69 Choice from Cleveland for fourth round choice in 2008.			
3.	(B) ROBERT BREWSTERT..... Ball State.....75 Choice from Buffalo along with fourth round choice for second round choice.			
3.	(C) No choice – traded to Detroit along with first and sixth round choices for Roy Williams and seventh round choice.			
4.	(A) STEPHEN MCGEEQB..... Texas A&M.....101 Choice from Detroit along with a fourth round choice in 2008 for third round choice in 2008.			
4.	(B) VICTOR BUTLERLB..... Oregon State.....110 Choice from Buffalo along with third round choice for second round choice.			

4. (C) No choice – traded to Tampa Bay for fourth round choice and seventh round choice.
4. (D) **BRANDON WILLIAMS**.....LB..... Texas Tech.....120
Choice from Tampa Bay along with seventh round choice for fourth round choice.
5. (A) **DeANGELO SMITH**.....CB..... Cincinnati.....143
Choice from Atlanta for fifth round choice and seventh round choice.
5. (B) **MICHAEL HAMLIN**.....S..... Clemson.....166
Choice from Tennessee for Adam Jones and fourth round choice in 2008.
5. (C) **DAVID BUEHLER**.....K..... Southern California.....172
Compensatory Choice
6. (A) No choice – traded to Detroit along with first and third round choice for Roy Williams and seventh round choice.
6. (B) **STEPHEN HODGE**.....LB..... Texas Christian.....197
Choice from Miami along with sixth round choice in 2008 for Jason Ferguson along with sixth round choice in 2008.
6. (C) **JOHN PHILLIPS**.....TE..... Virginia.....208
Compensatory Choice
7. (A) **MIKE MICKENS**.....CB..... Cincinnati.....227
7. (B) **MANUEL JOHNSON**.....WR..... Oklahoma.....229
Choice from Tampa Bay along with fourth round choice for fourth round choice.

2010

(Drafted 27th)

Rd.	Player	Pos.	College	Sel. #
1.	DEZ BRYANTWR..... Oklahoma State.....24 Choice from New England along with fourth round choice in 2010 for first and third round choice in 2010.			
2.	SEAN LEELB..... Penn State.....55 Choice from Philadelphia for second and fourth round choices.			
3.	No Choice – Traded to New England for first and fourth round choice in 2010 along with first round choice in 2010.			
4.	AKWASI OWUSU-ANSAHS..... Indiana (PA).....126 Choice from San Diego along with sixth round choice for fourth round choice.			
5.	No Choice - Traded to Denver for Montreae Holland.			
6.	(A) SAM YOUNGT..... Notre Dame.....179 Choice from San Diego along with fourth round choice for fourth round choice.			
6.	(B) JAMAR WALLCB..... Texas Tech.....196			
7.	SEAN LISSEMOREDL..... William & Mary.....234			

2011

(Drafted Alternately 9th, 8th 7th)

Rd.	Player	Pos.	College	Sel. #
1.	TYRON SMITHT..... Southern California.....9			
2.	BRUCE CARTERLB..... North Carolina.....40			
3.	DeMARCO MURRAYRB..... Oklahoma.....71			
4.	DAVID ARKING..... Missouri State.....110			
5.	JOSH THOMASCB..... Buffalo.....143			
6.	DWAYNE HARRISWR..... East Carolina.....176			
7.	No Choice – Selected Josh Brent in the 2010 Supplemental Draft.			
7.	(A) SHAUN CHAPASFB..... Georgia.....220 Choice from San Diego for Patrick Crayton.			
7.	(B) BILL NAGYC..... Wisconsin.....252 Compensatory Choice			

2012

(Drafted Alternately 14th, 13th 19th, 18th, 17th, 16th, 15th)

Rd.	Player	Pos.	College	Sel. #
1.	MORRIS CLAIBORNECB..... Louisiana State.....6 Choice from St. Louis through Washington for first and second round choice.			
2.	No Choice – traded to St. Louis along with first round choice for first round choice.			
3.	TYRONE CRAWFORDDE..... Boise State.....81			
4.	(A) KYLE WILBERLB..... Wake Forest.....113			
4.	(B) MATT JOHNSONS..... Eastern Washington.....135 Compensatory Choice			
5.	DANNY COALEWR..... Virginia Tech.....152			
6.	JAMES HANNATE..... Oklahoma.....286			
7.	CALEB MCSURDYLB..... Montana.....222			

2013

(Drafted Alternately 18th, 17th)

Rd.	Player	Pos.	College	Sel. #
1.	(A) No Choice – Traded to San Francisco for first and third round choices in 2013.			
1.	(B) TRAVIS FREDERICK ...C/G.....	Wisconsin		31
	Choice from San Francisco along with third round choice in 2013 for first round choice in 2013.			
2.	GAVIN ESCOBARTE.....	San Diego State		47
3.	(A) TERRANCE WILLIAMS ...WR.....	Baylor		74
	Choice from San Francisco along with first round choice in 2013 for first round choice in 2013.			
3.	(B) J.J. WILCOXS.....	Georgia Southern		80
4.	B.W. WEBBCB.....	William & Mary		114
5.	JOSEPH RANDLERB.....	Oklahoma State		151
6.	DeVONTE HOLLOMAN ...LB.....	South Carolina		185
7.	No Choice – traded to Miami for Ryan Cook.			

2014

(Drafted Alternately 16th, 15th, 14th, 19th, 18th, 17th)

Rd.	Player	Pos.	College	Sel. #
1.	ZACK MARTING.....	Notre Dame		16
2.	DeMARCUS LAWRENCE ...DE.....	Boise State		34
	Choice from Washington for second round third round choices in 2014.			
3.	No Choice – traded to Washington along with second round choice for second round choice.			
4.	ANTHONY HITCHENS ...LB.....	Iowa		119
5.	DEVIN STREETWR.....	Pittsburgh		146
	Choice from Detroit for fifth and seventh round choices in 2014.			
7.	(A) BEN GARDNERDE.....	Stanford		231
7.	(B) WILL SMITHLB.....	Texas Tech		238
7.	(C) AHMAD DIXONS.....	Baylor		248
	Compensatory Choice			
7.	(D) KEN BISHOPNT.....	Northern Illinois		251
	Compensatory Choice			
7.	(E) TERRANCE MITCHELL ...CB.....	Oregon		254
	Compensatory Choice			

2015

(Drafted Alternately 27th, 28th)

Rd.	Player	Pos.	College	Sel. #
1.	BYRON JONESCB.....	Connecticut		27
2.	RANDY GREGORYDE.....	Nebraska		60
3.	CHAZ GREENT.....	Florida		91
4.	DAMIEN WILSON ...LB.....	Minnesota		127
5.	RYAN RUSSELLDE.....	Purdue		163
	No Choice – Traded to Baltimore for Rolando McClain.			
7.	(A) MARK NZEOCHA ...LB.....	Wyoming		236
	Choice from San Diego for Sean Lissemore.			
7.	(B) LAURENCE GIBSON ...T.....	Virginia Tech		243
	Choice from Baltimore for Rolando McClain.			
7.	(C) GEOFF SWAIMTE.....	Texas		246
	Choice from San Francisco for a sixth round choice in 2016.			

2016

(Drafted Alternately 4th, 3rd)

Rd.	Player	Pos.	College	Sel. #
1.	EZEKIEL ELLIOTTRB.....	Ohio State		4
2.	JAYLON SMITHLB.....	Notre Dame		34
3.	MALIEK COLLINSDT.....	Nebraska		67
4.	(A) CHARLES TAPPER ...DE.....	Oklahoma		101
4.	(B) DAK PRESCOTTQB.....	Mississippi State		135
	Compensatory Choice			
5.	No Choice – traded to Oakland for Brice Butler and sixth round choice in 2016.			
6.	(A) ANTHONY BROWN ...CB.....	Purdue		189
	Choice from Oakland with Brice Butler.			
6.	(B) KAVON FRAZIERS.....	Central Michigan		212
	Compensatory Choice			

- (C) **DARIUS JACKSON**...RB..... Eastern Michigan.....216
Compensatory Choice
- (D) **RICO GATHERS**.....TE..... Baylor217
Compensatory Choice
- No Choice – Traded to Seattle for Christine Michael.

2017

(Drafted 28th)

Rd.	Player	Pos.	College	Sel. #
1.	TACO CHARLTONDE.....	Michigan		28
2.	CHIDDOBE AWUZIECB.....	Colorado		60
3.	JOURDAN LEWISCB.....	Michigan		92
4.	RYAN SWITZERWR.....	North Carolina		133
5.	No Choice – traded to Buffalo for Matt Cassell and 2017 seventh round choice			
6.	(A) XAVIER WOODSS.....	Louisiana Tech		191
	Choice from N.Y. Jets for fifth round choice in 2018			
6.	(B) No Choice – traded to New England for a sixth round choice in 2017 and a seventh round choice in 2017			
6.	(C) MARQUEZ WHITECB.....	Florida State		216
	Choice from New England for sixth round choice in 2017 Compensatory Choice			
7.	(A) JOEY IVIEDT.....	Florida		228
7.	(B) NOAH BROWNWR.....	Ohio State		239
	Choice from New England for sixth round choice in 2017			
7.	(C) JORDAN CARRELL ...DT.....	Colorado		246
	Choice from Buffalo along with Matt Cassell for 2017 fifth round choice			

2018

(Drafted Alternately 19th, 18th, 17th, 16th)

Rd.	Player	Pos.	College	Sel. #
1.	LEIGHTON VANDER ESCH ...LB.....	Boise State		19
2.	CONNOR WILLIAMSG.....	Texas		50
3.	MICHAEL GALLUPWR.....	Colorado State		81
4.	(A) DORANCE ARMSTRONG ...DE.....	Kansas		116
4.	(B) DALTON SCHULTZ ...TE.....	Stanford		137
	Compensatory Choice			
5.	(A) No Choice – traded to New England for sixth round pick in 2017 (Xavier Woods).			
5.	(B) MIKE WHITEQB.....	Western Kentucky		171
	Compensatory Choice			
5.	(C) No Choice – traded to Oakland for fifth round pick in 2018 for Jamize Olawale and a sixth round pick in 2018. Compensatory Choice			
6.	(A) No Choice – traded to L.A. Rams for Tavon Austin. Choice from Oakland for Jamize Olawale and a 2018 fifth round choice			
6.	(B) CHRIS COVINGTON ...LB.....	Indiana		193
6.	(C) CEDRICK WILSONWR.....	Boise State		208
7.	BO SCARBROUGHRB.....	Alabama		236

2019

(Drafted Alternately 27th, 26th)

1.	No Choice – Traded to Oakland for Amari Cooper.			
2.	TRYSTEN HILLDT.....	Central Florida		58
3.	CONNOR MCGOVERNG.....	Penn State		90
4.	(A) TONY POLLARDRB.....	Memphis		128
4.	(B) No Choice – traded to Cincinnati for fifth round pick in 2019 and sixth round pick in 2019. Compensatory Choice			
5.	(A) No Choice – traded to Oakland for fifth round pick in 2019 and seventh round pick in 2019. Choice from Cincinnati for fourth round choice in 2019.			
5.	(B) MIKE JACKSONCB.....	Miami		158
	Choice from Oakland for a fifth round choice in 2019.			
5.	(C) JOE JACKSONDE.....	Miami		165
6.	(A) No Choice – Traded to Cincinnati for Bené Benwikere.			
6.	(B) DONOVAN WILSON ...S.....	Texas A&M		213
	Choice from Cincinnati for fourth round choice in 2019.			
7.	(A) MIKE WEBERRB.....	Ohio State		218
	Choice from Oakland for a fifth round choice in 2019.			
7.	(B) JALEN JELKSDE.....	Oregon		241

2020	
(Drafted Alternately 17th, 19th, 18th)	
1. CEEDEE LAMB	WR Oklahoma 17
2. TREVON DIGGS	CB Alabama 51
3. NEVILLE GALLIMORE	DT Oklahoma 82
4. (A) REGGIE ROBINSON	CB Tulsa 123
(B) TYLER BIADASZ	C Wisconsin 146

Choice from Philadelphia for a fifth round choice in 2020 and a fifth round choice in 2021.

- (A) No choice – traded to Philadelphia with a fifth round in 2021 for a fourth round in 2020.
- (B) BRADLEE ANAE.....DE.....UTAH.....179
Compensatory choice
- No choice - traded to New England for Michael Bennett.
- BEN DINUCCI.....QB.....James Madison.....231
Compensatory choice

Cowboys and Free Agency

1989

- PLAN B**
PLAYERS SIGNED (5):
 C Eric Coyle
 (from Washington)
 DB Ray Horton
 (from Cincinnati)
- TE Anthony Jones
 (from San Diego)
 LB Eric Naposki
 (from New England)
 RB Kevin Scott
 (from San Diego)
- PLAYERS LOST (6):**
 C Bob Brotzki
 (by Atlanta)
 TE Doug Cosbie
 (by Denver)
 RB Mark Higgs
 (by Philadelphia)
 LB Garth Jax
 (by Phoenix)
 WR Mike Sherrard
 (by San Francisco)
 QB Kevin Sweeney
 (by San Francisco)

1990

- PLAN B**
PLAYERS SIGNED (16):
 FB Tommie Agee
 (from Kansas City)
 T Louis Cheek
 (from Miami)
 LB Terrence Cooks
 (from New England)
 DB Antonio Gibson
 (from New Orleans)
 WR Rod Harris
 (from New Orleans)
 OL Greg Johnson
 (from Miami)
 LB Walter Johnson
 (from New Orleans)
 RB Keith Jones
 (from Cleveland)
 WR Dennis McKinnon
 (from Chicago)
 TE Jay Novacek
 (from Phoenix)
 DE Lybrant Robinson
 (from Washington)
 G Tony Slaton
 (from L.A. Rams)
 LB Vinson Smith
 (from Pittsburgh)
 DE Anthony Spears
 (from Houston)
 S James Washington
 (from L.A. Rams)
 WR Mike Williams
 (from Detroit)

- PLAYERS LOST (4):**
 WR Cornell Burbage
 (by Minnesota)
 WR Bernard Ford
 (by Houston)
 RB Paul Palmer
 (by Cincinnati)
 C Bob White
 (by New England)

1991

- PLAN B**
PLAYERS SIGNED (4):
 DB Odie Harris
 (from Tampa Bay)
 TE Craig Hudson
 (from Green Bay)
 TE Alfredo Roberts
 (from Kansas City)
 OL Alan Veingard
 (from Green Bay)
- PLAYERS LOST (2):**
 G Crawford Ker
 (by Denver)
 FB Robert Perryman
 (by Denver)

1992

- PLAN B**
PLAYERS SIGNED (4):
 LB Bernard Clark
 (from Cincinnati)
 G/C Frank Cornish
 (from San Diego)
 K Brad Daluiso
 (from Buffalo)
 CB Brian Mitchell
 (from Atlanta)
- PLAYERS LOST (6):**
 TE Rob Awalt
 (by Denver)
 LB Darrick Brownlow
 (by Buffalo)
 LB Jack Del Rio
 (by Minnesota)
 CB Manny Hendrix
 (by San Francisco)
 S Stan Smagala
 (by Pittsburgh)
 K Ken Willis
 (by Tampa Bay)

1993

- PLAYERS SIGNED (0):**
- PLAYERS LOST (2):**
 QB Steve Beuerlein
 (by Phoenix)
 WR Kelvin Martin
 (by Seattle)

1994

- PLAYERS SIGNED (2):**
 G Derek Kennard
 (from New Orleans)
 QB Rodney Peete
 (from Detroit)
- PLAYERS LOST (8):**
 DT Tony Casillas
 (by Kansas City)
 G/C Frank Cornish
 (by Minnesota)
 G John Gesek
 (by Washington)
 G/T Kevin Gogan
 (by L.A. Raiders)
 DT Jimmie Jones
 (by L.A. Rams)
 QB Bernie Kosar
 (by Miami)
 K Eddie Murray
 (by Philadelphia)
 LB Ken Norton
 (by San Francisco)

1995

- PLAYERS SIGNED (3):**
 C Ray Donaldson
 (from Seattle)
 RB David Lang
 (from St. Louis)
 CB Deion Sanders
 (from San Francisco)

- PLAYERS LOST (11):**
 LB Darrick Brownlow
 (by Washington)
 G/C Frank Cornish
 (by Jacksonville)
 TE Scott Galbraith
 (by Washington)
 S Kenneth Gant
 (by Tampa Bay)
 WR Alvin Harper
 (by Tampa Bay)
 DE Jim Jeffcoat
 (by Buffalo)
 QB Rodney Peete
 (by Philadelphia)
 C Mark Stepnoski
 (by Houston)
 RB Blair Thomas
 (by Atlanta)
 LB Matt Vanderbeek
 (by Washington)
 S James Washington
 (by Washington)

1996

- PLAYERS SIGNED (2):**
 LB Fred Strickland
 (from Green Bay)
 CB Robert Bailey
 (by Miami)

- PLAYERS LOST (5):**
 CB Larry Brown
 (by Oakland)
 LB Dixon Edwards
 (by Minnesota)
 LB Robert Jones
 (by St. Louis)
 DT Russell Maryland
 (by Oakland)
 G/T Ron Stone*
 (by N.Y. Giants)

1997

- PLAYERS SIGNED (0):**
- PLAYERS LOST (6):**
 K Chris Boniol*
 (by Philadelphia)
 P John Jett
 (by Detroit)
 LB Godfrey Myles
 (by Denver)
 LB Jim Schwantz*
 (by San Francisco)
 LB Darrin Smith
 (by Philadelphia)
 S George Teague
 (by Miami)

1998

- PLAYERS SIGNED (1):**
 G Everett McIver
 (from Miami)
- PLAYERS LOST (3):**
 G/C John Flannery
 (by St. Louis)
 G/T George Hegamin
 (by Philadelphia)
 S Brock Marion
 (by Miami)

1999

- PLAYERS SIGNED (2):**
 WR Raghib Ismail
 (from Carolina)
 C Mark Stepnoski
 (from Tennessee)
- PLAYERS LOST (3):**
 WR Patrick Jeffers*
 (by Carolina)
 C Clay Shiver
 (by Denver)
 DT Artie Smith
 (by Kansas City)

2000

- PLAYERS SIGNED (4):**
 LB Joe Bowden
 (from Tennessee)
 TE Jackie Harris
 (from Tennessee)

QB Paul Justin
(from St. Louis)
CB Ryan McNeil
(from Cleveland)
PLAYERS LOST (8):
TE Eric Bjornson
(by New England)
RB Robert Chancey*
(by San Diego)
QB Jason Garrett
(by N.Y. Giants)
LB Randall Godfrey
(by Tennessee)
P Toby Gowin*
(by New Orleans)
LB Lemanski Hall
(by Minnesota)
G/C Tom Myslinski
(by Pittsburgh)
DE Kavika Pittman
(by Denver)

2001

PLAYERS SIGNED (0):

PLAYERS LOST (3):
QB Randall Cunningham
(by Baltimore)
DT Leon Lett
(by Denver)
WR James McKnight
(by Miami)

2002

PLAYERS SIGNED (4):
DT La'Roi Glover
(from New Orleans)
LB Kevin Hardy
(from Jacksonville)
TE Jeff Robinson
(from St. Louis)
CB Bryant Westbrook
(Detroit)

PLAYERS LOST (1):
S Izell Reese
(by Denver)

2003

PLAYERS SIGNED (6):
FB Richie Anderson
(from N.Y. Jets)
TE Dan Campbell
(from N.Y. Giants)
P Toby Gowin
(from New Orleans)
CB Donald Mitchell
(from Tennessee)
LB Al Singleton
(from Tampa Bay)
T Ryan Young
(from Houston)

PLAYERS LOST (3):
LB Kevin Hardy
(by Cincinnati)
DT Brandon Noble
(by Washington)
DE Peppi Zellner
(by Washington)

2004

PLAYERS SIGNED (0):

PLAYERS LOST (2):
CB Mario Edwards
(from Tampa Bay)
DE Ebenezer Ekuban
(by Cleveland)

2005

PLAYERS SIGNED (4):
DT Jason Ferguson
(from N.Y. Jets)
CB Anthony Henry
(from Cleveland)
G Marco Rivera
(from Green Bay)
RB Anthony Thomas
(from Chicago)

LOST (0):

2006

PLAYERS SIGNED (6):
LB Akin Ayodele
(from Jacksonville)
LB Rocky Boiman
(from Tennessee)
T James Fabini
(from N.Y. Jets)
TE Ryan Hannam
(from Seattle)
G Kyle Kosier
(from Detroit)
K Mike Vanderjagt
(from Indianapolis)

PLAYERS LOST (3):
TE Dan Campbell
(by Detroit)
LB Scott Fujita
(by New Orleans)
T Torrin Tucker*
(by Tampa Bay)

2007

PLAYERS SIGNED (2):
T Leonard Davis
(from Arizona)
S Ken Hamlin
(from Seattle)

PLAYERS LOST (3):
DE Kenyon Coleman
(by N.Y. Jets)
LB Ryan Fowler
(by Tennessee)
C Al Johnson
(by Arizona)

2008

PLAYERS SIGNED (0):

PLAYERS LOST (4):
S Keith Davis
(by Miami)
RB Julius Jones
(by Seattle)
CB Nathan Jones
(by Miami)
CB Jacques Reeves
(by Houston)

2009

PLAYERS SIGNED (3):
LB Keith Brooking
(from Atlanta)
DE Igor Olshansky
(from San Diego)
S Gerald Sensabaugh
(from Jacksonville)

PLAYERS LOST (6):
G Joe Beger
(by Miami)
LB Kevin Burnett
(by San Diego)
DE Chris Canty
(by N.Y. Giants)
S Keith Davis
(by Oakland)
NT Tank Johnson
(by Cincinnati)
LB Zach Thomas
(by Kansas City)

2010

PLAYERS SIGNED (0):

PLAYERS LOST (2):
S Ken Hamlin
(by Baltimore)
G Cory Procter
(by Miami)

2011

PLAYERS SIGNED (1):
DE Kenyon Coleman
(Cleveland)

PLAYERS LOST (2):
DE Stephen Bowen
(by Washington)
WR Sam Hurd
(by Chicago)

2012

PLAYERS SIGNED (7):
G Mackenzy Bernadeau
(Carolina)
CB Brandon Carr
(Kansas City)
LB Dan Connor
(Carolina)
G Nate Livings
(Cincinnati)
QB Kyle Orton
(Kansas City)
S Brodney Pool
(N.Y. Jets)
FB Lawrence Vickers
(Houston)

PLAYERS LOST (6):
CB Alan Ball
(Houston)
TE Martellus Bennett
(N.Y. Giants)
S Abram Elam
(Kansas City)
FB Tony Fiammetta
(New England)
LB Bradie James
(Houston)
WR Laurent Robinson
(Jacksonville)

2013

PLAYERS SIGNED (2):
S Will Allen
(Pittsburgh)
LB Justin Durant
(Detroit)

PLAYERS LOST (5):
LB Victor Butler
(New Orleans)
DE Kenyon Coleman
(New Orleans)
CB Mike Jenkins
(Oakland)
WR Kevin Ogletree
(Tampa Bay)
TE John Phillips
(San Diego)

2014

PLAYERS SIGNED (2):
DT Henry Melton
(Chicago)
DE Jeremy Mincey
(Denver)

PLAYERS LOST (3):
DT Jason Hatcher
(Washington)
S Danny McCray
(Chicago)
DE Jarius Wynn
(Buffalo)

2015

PLAYERS SIGNED (4)
LB Jasper Brinkley
(Minnesota)
LB Andrew Gachkar
(San Diego)
DE Greg Hardy
(Carolina)
RB Darren McFadden
(Oakland)

PLAYERS LOST (8)
LB Bruce Carter
(Tampa Bay)
LB Justin Durant
(Atlanta)
WR Dwyane Harris
(N.Y. Giants)
DT Henry Melton
(Tampa Bay)
RB DeMarco Murray
(Philadelphia)
T Jermy Parnell
(Jacksonville)
DE George Selvie
(N.Y. Giants)
LB Anthony Spencer
(New Orleans)

2016

PLAYERS SIGNED (4)
G Joe Looney
(Tennessee)
DE Benson Mayowa*
(Oakland)
RB Alfred Morris
(Washington)
DE Cedric Thornton
(Philadelphia)

2016 Free Agency, cont.**PLAYERS LOST (3)**

G Mackenzy Bernadeau
(Jacksonville)

QB Matt Cassel

(Tennessee)

RB Robert Turbin
(Indianapolis)

2017**PLAYERS SIGNED (5)**

T Byron Bell

(Tennessee)

S Robert Blanton
(Buffalo)

CB Nolan Carroll
(Philadelphia)

DE Damontre Moore
(Seattle)

DT Stephen Paea
(Cleveland)

PLAYERS LOST (11)

CB Brandon Carr

(Baltimore)

S Barry Church
(Jacksonville)

CB Morris Claiborne
(N.Y. Jets)

DE Jack Crawford

(Atlanta)

DE Ryan Davis
(Buffalo)

RB Lance Dunbar
(L.A. Rams)

TE Gavin Escobar
(Kansas City)

G Ronald Leary
(Denver)

DT Terrell McClain
(Washington)

QB Mark Sanchez
(Chicago)

S J.J. Wilcox
(Tampa Bay)

2018**PLAYERS SIGNED (4)**

WR Deonte Thompson

(Buffalo)

G Marcus Martin
(Cleveland)

T Cameron Fleming
(New England)

DE Kony Ealy
(N.Y. Jets)

PLAYERS LOST (6)

CB Bené Benwikere
(Arizona)

WR Brice Butler
(Arizona)

G Jonathan Cooper
(San Francisco)

LB Anthony Hitchens
(Kansas City)

FB Keith Smith*
(Oakland)

LB Kyle Wilber
(Oakland)

2019**PLAYERS SIGNED (3)**

WR Randall Cobb

(Green Bay)

DT Christian Covington
(Houston)

S George Iloka
(Minnesota)

PLAYERS LOST (3)

WR Cole Beasley

(Buffalo)

TE Geoff Swaim
(Jacksonville)

LB Damien Wilson
(Kansas City)

2020**PLAYERS SIGNED (5)**

TE Blake Bell
(Kansas City)

CB Maurice Canady
(N.Y. Jets)

S Ha Ha Clinton-Dix
(Chicago)

DT Gerald McCoy
(Carolina)

K Greg Zuerlein
(LA Rams)

PLAYERS LOST (8)

WR Randall Cobb
(Houston)

DT Maliek Collins
(Las Vegas)

S Jeff Heath
(Las Vegas)

DE Kerry Hyder
(San Francisco)

CB Byron Jones
(Miami)

DE Robert Quinn
(Chicago)

G Xavier Su'a-Filo
(Cincinnati)

TE Jason Witten
(Las Vegas)

* Indicates restricted free agent



The Dallas Cowboys added three free agents in 2020 that would count against the number of compensatory picks earned for the 2021 NFL Draft:

Ha Ha Clinton-Dix (Chicago)
Gerald McCoy (Carolina)
Greg Zuerlein (LA Rams)



2019 SEASON



2019 Regular Season Defensive Statistics

	Tackles			Sks/ Yds	TK/ Loss	QB Pres.	FR	FF	INT/Yds	PD
	Solo	Asst.	Total							
1. Smith, Jaylon.....	116	52	168	2.5/-31	6/-14	7	1	2	1/0	9
2. Lee, Sean.....	72	37	109	1.0/-12	4/-11	8			1/25	4
3. Vander Esch, Leighton.....	58	29	87	0.5/-2	2/-6	3		1		3
4. Awuzie, Chidobe.....	71	13	84		1/-10	1	1		1/0	13
5. Woods, Xavier.....	59	22	81		1/-3		1	2	2/38	5
6. Heath, Jeff.....	42	21	63		4/-12	3				9
7. Lewis, Jourdan.....	38	10	48	4.0/-33			1		2/20	6
8. Jones, Byron.....	36	9	45					1		7
9. Lawrence, DeMarcus.....	25	15	40	5.0/-24	9/-26	36	2	2		3
10. Thompson, Darian.....	22	16	38	1.5/-9	2/-2		1			3
11. Thomas, Joe.....	25	11	36			1		1		1
12. Woods, Antwaun.....	15	14	29		1/-3	2	1			
13. Covington, Christian.....	16	10	26	1.0/-4	3/-8	15				1
14. Quinn, Robert.....	12	13	25	11.5/-86	3/-12	37		2		3
15. Brown, Anthony.....	13	7	20		1/-2	1				5
16. Hyder, Kerry.....	8	11	19	1.0/-11	2/-5	19	1			
17. Bennett, Michael.....	13	5	18	4.0/-22	8/-26	24				
18. Collins, Maliek.....	11	5	16	4.0/-32	3/-9	30	1			
19. Armstrong, Dorance.....	10	6	16	2.0/-24		9		1		
20. Smith, Malcom.....	7	7	14		1/-1			1		
21. March, Justin.....	6	4	10							2
22. Hill, Trysten.....	3	3	6		1/-4	1				
23. Jackson, Joe.....	2	3	5			2				1
24. Frazier, Kavon.....	4	0	4							
25. Covington, Chris.....	1	2	3							
26. Goodwin, C.J.....	2	0	2							
27. Crawford, Tyrone.....	0	2	2	1.0/-13	1/-2	2				
28. Jones, Josh.....	1	0	1							

2019 Regular Season Special Teams Statistics

	Solo	Tackles		Total	Fumbles For.-Rec.	Block Kick
		Asst.	Total			
1. Goodwin, C.J.....	7	3		10		
2. Thompson, Darian.....	4	5		9		
3. March, Justin.....	5	2		7		
4. Bryant, Ventell.....	6	0		6		
5. Gifford, Luke.....	4	2		6		
6. Thomas, Joe.....	3	2		5		
7. Olawale, Jamize.....	2	3		5		
8. Heath, Jeff.....	4	0		4		
9. Wilson, Donovan.....	2	1		3		
10. Jones, Byron.....	2	0		2		
11. Lewis, Jourdan.....	2	0		2		
12. Armstrong, Dorance.....	1	1		2		
13. Woods, Xavier.....	1	1		2		
14. Frazier, Kavon.....	1	0		1		
15. Jarwin, Blake.....	1	0		1		
16. Jones, Josh.....	1	0		1		
17. Maher, Brett.....	1	0		1		
18. Armstrong, Ray-Ray.....	0	1		1		



2019 Preseason Statistics

RECORD: 2-2				
DATE	W/L	SCORE	OPPONENT	ATT.
8/10	L	9-17	at San Francisco	49,936
8/17	W	14-10	at LA Rams (Honolulu)	67,052
8/24	W	34-0	HOUSTON	85,636#
8/29	L	15-17	TAMPA BAY	81,329#

TEAM STATISTICS		DALLAS	OPP
First Downs.....	76.....	57	
Rushing.....	18.....	16	
Passing.....	41.....	32	
Penalty.....	17.....	9	
Third Down-Made/Att.....	18/60.....	15/53	
Third Down Efficiency.....	30.0.....	28.3	
Fourth Down-Made/Att.....	2/7.....	1/3	
Total Net Yards.....	1,186.....	961	
Avg. Per Game.....	296.5.....	240.3	
Total Plays.....	271.....	238	
Avg. Per Play.....	4.4.....	4.0	
Net Yards Rushing.....	302.....	348	
Avg. Per Game.....	75.5.....	87.0	
Total Rushes.....	91.....	102	
Avg. Per Rush.....	3.3.....	3.4	
Net Yards Passing.....	884.....	613	
Avg. Per Game.....	22.1.....	153.3	
Sacked/Yards Lost.....	11/76.....	13/67	
Gross Yards.....	960.....	680	
Attempts/Completions.....	169/100.....	123/75	
Pct. of Completions.....	59.2.....	61.0	
Had Intercepted.....	2.....	8	
Punts/Average.....	25/46.0.....	27/47.9	
Net Punting Average.....	40.4.....	42.0	
Punt Return/Avg.....	13/6.1.....	14/7.3	
Kickoff Return/Avg.....	5/22.4.....	10/21.3	
Interception Return/Avg.....	8/6.9.....	2/0.0	
Penalties/Yards.....	40/336.....	52/483	
Fumbles/Ball Lost.....	4/4.....	4/3	
Touchdowns.....	8.....	5	
Rushing.....	2.....	1	
Passing.....	4.....	4	
Returns.....	2.....	0	
Extra Points/Attempts.....	6/7.....	5/5	
Two Point Conversion/Att.....	0/1.....	0/0	
Field Goals/Atts.....	6/8.....	3/4	
Avg. Time of Possession.....	29:59.....	30:01	

SCORE BY QUARTERS	1	2	3	4	OT	T
Cowboys	36	16	14	6		72
Opponents	14	10	10	10		44

PUNT RETURNS	NO	YDS	AVG	FC	LG	TD
C. Wilson	7	53	7.6	4	32	0
R. Davis	6	26	4.3	3	17	0
T. Austin	0	0	0.0	1	0	0
Cowboys	13	79	6.1	8	32	0
Opponents	14	102	7.3	6	16	0

KICKOFF RETURNS	NO	YDS	AVG	LG	TD
D. Jackson	2	53	26.5	29	0
C. Wilson	2	38	19.0	23	0
R. Davis	1	21	21.0	21	0
Cowboys	5	112	22.4	29	0
Opponents	10	213	21.3	31	0

PASSING	ATT	COMP	YDS	PCT	AVG	ATT	TD	PCT	PCT	LG	SKS/YDS	RATING
M. White	68	36	305	52.9	4.5	1	1.5	1	1.5	22	6/39	63.7
C. Rush	67	41	398	61.2	5.9	1	1.5	0	0.0	33	2/8	82.8
T. Christian	20	12	148	60.0	7.4	1	5.0	1	5.0	69t	2/17	78.8
D. Prescott	14	11	109	78.6	7.8	1	7.0	0	0.0	31	1/12	122.9
Cowboys	169	100	960	59.2	5.7	4	2.4	2	1.2	69t	11/76	78.0
Opponents	123	75	680	61.0	5.5	4	3.3	8	6.5	45	13/67	59.7

RUSHING	ATT	YDS	AVG	LG	TD
T. Pollard	15	84	5.6	20	1
M. Weber	22	54	2.5	9	0
D. Jackson	18	49	2.7	11	0
J. Chunn	16	49	3.1	10	0
T. Christian	7	25	3.6	10	0
A. Morris	8	24	3.0	11	1
C. Rush	1	10	10.0	10	0
J. Clawale	1	3	3.0	3	0
M. White	2	3	1.5	4	0
C. Wilson	1	1	1.0	1	0
Cowboys	91	302	3.3	20	2
Opponents	102	348	4.4	20	1

RECEIVING	REC	YDS	AVG	LG	TD
D. Smith	14	188	13.4	22	1
C. Wilson	11	122	11.1	21	0
M. Lucas	13	98	7.5	27	0
J. Guyton	4	94	23.5	69t	1
J. Johnson	8	73	9.1	18	0
M. Gallup	4	62	15.5	31	1
B. Jarwin	4	51	12.8	33	0
J. Chunn	9	46	5.1	12t	1
C. McElroy	5	46	9.2	15	0
T. Austin	4	39	9.8	22	0
M. Weber	5	28	5.6	14	0
D. Jackson	4	27	6.8	9	0
T. Pollard	3	19	6.3	9	0
R. Davis	3	18	6.0	15	0
R. Cobb	2	17	8.5	10	0
D. Schultz	2	13	6.5	8	0
R. Yurachek	2	10	5.0	5	0
J. Witten	1	10	10.0	10	0
J. Clawale	1	0	0.0	0	0
Cowboys	100	960	9.6	69t	4
Opponents	75	680	9.1	45	4

INTERCEPTIONS	NO	YDS	AVG	LG	TD
D. Wilson	3	10	3.3	10	0
D. Olumba	1	26	26.0	26t	1
L. Gifford	1	13	13.0	13	0
C. Goodwin	1	4	4.0	4	0
T. Powell	1	2	2.0	2	0
J. Phillips	1	0	0.0	0	0
Cowboys	8	55	6.9	26t	1
Opponents	2	0	0.0	0	0

PUNTING	NO	YDS	AVG	TB	20	LG	BL	NET
K. Redfern	18	827	45.9	2	7	62	0	39.1
C. Jones	7	324	46.3	0	2	60	0	43.6
Cowboys	25	1,151	46.0	2	9	62	0	40.4
Opps	27	1,294	47.9	2	9	64	1	42.0

PUNT RETURNS	NO	YDS	AVG	FC	LG	TD
C. Wilson	7	53	7.6	4	32	0
R. Davis	6	26	4.3	3	17	0
T. Austin	0	0	0.0	1	0	0
Cowboys	13	79	6.1	8	32	0
Opponents	14	102	7.3	6	16	0

KICKOFF RETURNS	NO	YDS	AVG	LG	TD
D. Jackson	2	53	26.5	29	0
C. Wilson	2	38	19.0	23	0
R. Davis	1	21	21.0	21	0
Cowboys	5	112	22.4	29	0
Opponents	10	213	21.3	31	0

FIELD GOALS	11-19	20-29	30-39	40-49	50+
B. Maher	0-0	2-2	2-3	1-1	0-1
K. Redfern	0-0	0-0	1-1	0-0	0-0
Cowboys	0-0	2-2	3-4	1-1	0-1
Opponents	0-0	1-1	0-0	0-0	2-3
Maher: (25,40,35M,31) (52M) (36,23) ()					
Redfern: () () () (32)					
Opp: (55) (29,56M) () (53)					

SCORING	R	P	RI	2	FG	PAT	S	TP
B. Maher	0	0	0	0	5/7	6/6	0	21
J. Chunn	0	1	0	0	0/0	0/0	0	6
M. Gallup	0	1	0	0	0/0	0/0	0	6
J. Guyton	0	1	0	0	0/0	0/0	0	6
A. Morris	1	0	0	0	0/0	0/0	0	6
D. Olumba	0	1	0	0	0/0	0/0	0	6
T. Pollard	1	0	0	0	0/0	0/0	0	6
D. Smith	0	1	0	0	0/0	0/0	0	6
J. Thomas	0	1	0	0	0/0	0/0	0	6
K. Redfern	0	0	0	0	1/1	0/1	0	3
Dat. Tot	2	4	2	0	6/8	6/7	0	72
Opp. Tot	1	4	0	0	3/4	3/4	0	44

2-pt Conversions: Dallas 0/1, Opponents 0/0

Sacks: D. Wise, 5.5; T. Charlton, 2.0; K. Hyder, 2.0; S. Soto, 1.0; C. Covington, 1.0; J. Jelks, 1.0, J. March, 1.0; T. Powell, 1.0; J. Jackson, 0.5; D. D. Armstrong 0.5, T. Hill, 0.5. **Total: 13.0.**

Fum/Lost: M. White, 2/2; R. Davis, 1/1; T. Christian, 1/1. **Total: 4/4.**

	DEFENSIVE STATISTICS		
	Tackles		TOTAL
	SOLO	ASST.	
Phillips, Justin	17	11	28
March, Justin	15	4	19
Hall, Nate	8	7	15
Frazier, Kavon	6	5	11
Olumba, Donovan	6	5	11
Showers, Jameill	9	0	9
Jackson, Joe	7	2	9
Walker, Ricky	7	1	8
Wilson, Donovan	6	2	8
Powell, Tyvis	5	2	7
Thompson, Darian	5	2	7
Wise, Daniel	5	2	7
Soto, Shakir	3	4	7
Jelks, Jalen	5	0	5
Armstrong, D'orance	4	1	5
Covington, Chris	4	1	5
Hyder, Kerry	4	1	5
Covington, Christian	3	2	5
Iloka, George	3	2	5
Goodwin, C.J.	3	1	4
Westry, Chris	3	1	4
Jackson, Mike	3	0	3
Vander Esche, Leighton	3	0	3
Charlton, Taco	2	1	3
Hill, Trysten	2	1	3
Woods, Xavier	2	1	3
Auwzie, Chidobe	2	0	2
Collins, Maliek	2	0	2
Gifford, Luke	2	0	2
Lewis, Jourdan	2	0	2
Smith, Jaylon	2	0	2
Thomas, Joe	2	0	2
Ross, Derek	0	2	2
Brown, Anthony	1	0	1
Heath, Jeff	1	0	1

Individual Game-by-Game Rushing

		Ezekiel Elliott					Tony Pollard					Dak Prescott				
		No	Yds	Avg	Lg	TD	No	Yds	Avg	Lg	TD	No	Yds	Avg	Lg	TD
9/8	N.Y. GIANTS	13	53	4.1	10t	1	13	24	1.8	6	0	4	12	3.0	8	0
9/15	@ Washington	23	111	4.8	27	1	4	22	5.5	10	0	5	69	13.8	42	0
9/22	MIAMI	19	125	6.6	18	0	13	103	7.9	28	1	2	7	3.5	8t	1
9/29	@ New Orleans	18	35	1.9	6	1						1	7	7.0	7	0
10/6	GREEN BAY	12	62	5.2	14	1	4	19	4.8	7	0	4	27	6.8	14	0
10/13	@ N.Y. Jets	28	105	3.8	13	1	3	13	4.3	10	0	3	11	3.7	8	1
10/20	PHILADELPHIA	22	111	5.0	16	1	8	28	3.5	11	0	5	30	6.0	8t	1
11/4	@ N.Y. Giants	23	139	6.0	19	0	3	21	7.0	10	0	3	12	4.0	11	0
11/10	MINNESOTA	20	47	2.4	6	0	1	-4	-4.0	-4	0					
11/17	@ Detroit	16	45	2.8	8	1	2	12	6.0	7	0	6	18	3.0	9	0
11/24	@ New England	21	86	4.1	12	0	4	19	4.8	8	0	1	4	4.0	4	0
11/28	BUFFALO	12	71	5.9	30	0	3	7	2.3	4	0	4	25	6.3	10	0
12/5	@ Chicago	19	81	4.3	31	2						3	1	0.3	1	0
12/15	LA RAMS	24	117	4.9	15	2	12	131	10.9	44t	1	7	12	1.7	7	0
12/22	@ Philadelphia	13	47	3.6	10	0	2	0	0.0	1	0	1	7	7.0	7	0
12/29	WASHINGTON	18	122	6.8	33t	1	14	60	4.3	11	0	3	35	11.7	23	0
2019 Totals		301	1,357	4.5	33t	12	86	455	5.3	44t	2	52	277	5.3	42	3

		Tavon Austin					Randall Cobb					Amari Cooper				
		No	Yds	Avg	Lg	TD	No	Yds	Avg	Lg	TD	No	Yds	Avg	Lg	TD
9/8	N.Y. GIANTS															
9/15	@ Washington						2	11	5.5	7	0					
9/22	MIAMI															
9/29	@ New Orleans	1	3	3.0	3	0										
10/6	GREEN BAY	1	14	14.0	14	0										
10/13	@ N.Y. Jets															
10/20	PHILADELPHIA	1	20	20.0	20t	1										
11/4	@ N.Y. Giants						1	0	0.0	0	0					
11/10	MINNESOTA	1	7	7.0	7	0										
11/17	@ Detroit															
11/24	@ New England															
11/28	BUFFALO															
12/5	@ Chicago															
12/15	LA RAMS	2	3	1.5	2	0										
12/22	@ Philadelphia															
12/29	WASHINGTON											1	6	6.0	6	0
2019 Totals		6	47	7.8	20t	1	3	11	3.7	7	0	1	6	6.0	6	0

Individual Game-by-Game Receiving

		Amari Cooper					Michael Gallup					Randall Cobb				
		No	Yds	Avg	Lg	TD	No	Yds	Avg	Lg	TD	No	Yds	Avg	Lg	TD
9/8	N.Y. GIANTS	6	106	17.7	45	1	7	158	22.6	62	0	4	69	17.3	25t	1
9/15	@ Washington	4	44	11.0	18	1	6	68	11.3	16	0	5	24	4.8	9	0
9/22	MIAMI	6	88	14.7	37	2						2	23	11.5	20	0
9/29	@ New Orleans	5	48	9.6	14	0						3	41	13.7	32	0
10/6	GREEN BAY	11	226	20.5	53t	1	7	113	16.1	40t	1	3	53	17.7	25	0
10/13	@ N.Y. Jets	1	3	3.0	44	0	4	48	12.0	17	0					
10/20	PHILADELPHIA	5	106	21.2	45t	0	3	34	11.3	14	0	2	29	14.5	15	0
11/4	@ N.Y. Giants	4	80	20.0	20	1	2	33	16.5	18	1	6	35	5.8	10	0
11/10	MINNESOTA	11	147	13.4	16	1	4	76	19.0	25	1	6	106	17.7	24	1
11/17	@ Detroit	3	38	12.7		0	9	148	16.4	41	0	4	115	28.8	49	1
11/24	@ New England				17	0	4	55	13.8	22	0	4	86	21.5	59	0
11/28	BUFFALO	8	85	10.6	17	0	3	63	21.0	35	0	3	53	17.7	23	0
12/5	@ Chicago	6	83	13.8	27	1	6	109	18.2	24	0	2	43	21.5	35	0
12/15	LA RAMS	1	19	19.0	19	0	1	6	6.0	6	0	1	-3	-3.0	-3	0
12/22	@ Philadelphia	4	24	6.0	6	0	5	98	19.6	41	0	5	73	14.6	21	0
12/29	WASHINGTON	4	92	23.0	48	0	5	98	19.6	45t	3	5	81	16.2	32	0
2019 Totals		79	1,189	15.1	53t	8	66	1,107	16.8	62	6	55	828	15.1	59	3

Individual Game-by-Game Receiving, cont.

		Jason Witten					Ezekiel Elliott					Blake Jarwin				
		No	Yds	Avg	Lg	TD	No	Yds	Avg	Lg	TD	No	Yds	Avg	Lg	TD
9/8	N.Y. GIANTS	3	15	5.0	6	1	1	10	10.0	10	0	3	39	13.0	28t	1
9/15	@ Washington	4	25	6.3	18	1	2	9	4.5	9	0	1	22	22.0	22	0
9/22	MIAMI	3	54	18.0	33	0	2	14	7.0	12	0	1	3	3.0	3	0
9/29	@ New Orleans	4	50	12.5	16	0	6	30	5.0	9	0	3	49	16.3	35	0
10/6	GREEN BAY	3	29	9.7	13	0	2	29	14.5	27	0					
10/13	@ N.Y. Jets	5	57	11.4	20	0	5	48	9.6	16	0	2	6	3.0	5	0
10/20	PHILADELPHIA	4	33	8.3	10	0	6	36	6.0	9	0	1	1	1.0	1t	1
11/4	@ N.Y. Giants	8	58	7.3	12	0						1	42	42.0	42t	1
11/10	MINNESOTA	2	17	8.5	9	0	2	16	8.0	12	0	3	35	11.7	26	0
11/17	@ Detroit	5	33	6.6	11	0	2	28	14.0	17t	1	2	38	19.0	23	0
11/24	@ New England	1	5	5.0	5	0	4	40	10.0	19	0	3	17	5.7	8	0
11/28	BUFFALO	6	42	7.0	9	1	7	66	9.4	20	0	2	9	4.5	10	0
12/5	@ Chicago	5	37	7.4	14	0	2	12	6.0	9	0	6	50	8.3	12	0
12/15	LA RAMS	4	36	9.0	19t	1	3	43	14.3	26	0	2	40	20.0	20	0
12/22	@ Philadelphia	2	14	7.0	8	0	7	37	5.3	11	0	1	14	14.0	14	0
12/29	WASHINGTON	4	24	6.0	9	0	3	2	0.7	13t	1					
2019 Totals		63	529	8.4	33	4	54	420	7.8	27	2	31	365	11.8	42t	3

		Tavon Austin					Devin Smith					Tony Pollard				
		No	Yds	Avg	Lg	TD	No	Yds	Avg	Lg	TD	No	Yds	Avg	Lg	TD
9/8	N.Y. GIANTS	1	8	8.0	8	0										
9/15	@ Washington	INACTIVE/INJURED					3	77	24.7	51t	1	1	3	3.0	3	0
9/22	MIAMI	INACTIVE/INJURED					2	39	19.5	33	0	3	25	8.3	12	0
9/29	@ New Orleans	1	5	5.0	5	0										
10/6	GREEN BAY	1	13	13.0	13	0	INACTIVE									
10/13	@ N.Y. Jets	5	64	12.8	23	0	INACTIVE									
10/20	PHILADELPHIA						INACTIVE									
11/4	@ N.Y. Giants						INACTIVE					1	9	9.0	9	0
11/10	MINNESOTA						INACTIVE									
11/17	@ Detroit						INACTIVE					4	44	11.0	21t	1
11/24	@ New England						INACTIVE					3	9	3.0	8	0
11/28	BUFFALO	2	22	11.0	12	0	INACTIVE									
12/5	@ Chicago						INACTIVE					INACTIVE/INJURED				
12/15	LA RAMS	1	59	59.0	59t	1	INACTIVE					2	12	6.0	8	0
12/22	@ Philadelphia	1	5	5.0	5	0	INACTIVE									
12/29	WASHINGTON	1	1	1.0	1	0	INACTIVE					1	5	5.0	5	0
2019 Totals		13	177	13.6	59t	1	5	113	22.6	51t	1	15	107	7.1	21t	1

		Cedrick Wilson					Ventell Bryant					Dalton Schultz				
		No	Yds	Avg	Lg	TD	No	Yds	Avg	Lg	TD	No	Yds	Avg	Lg	TD
9/8	N.Y. GIANTS	PRACTICE SQUAD					PRACTICE SQUAD									
9/15	@ Washington	PRACTICE SQUAD					PRACTICE SQUAD									
9/22	MIAMI	PRACTICE SQUAD					PRACTICE SQUAD									
9/29	@ New Orleans	PRACTICE SQUAD					PRACTICE SQUAD									
10/6	GREEN BAY	INACTIVE														
10/13	@ N.Y. Jets	5	46	9.2	14	0						1	6	6.0	6	0
10/20	PHILADELPHIA	INACTIVE														
11/4	@ N.Y. Giants	INACTIVE														
11/10	MINNESOTA	INACTIVE														
11/17	@ Detroit	INACTIVE														
11/24	@ New England	INACTIVE														
11/28	BUFFALO	INACTIVE					1	15	15.0	15t	1					
12/5	@ Chicago															
12/15	LA RAMS	RESERVE/INJURED														
12/22	@ Philadelphia	RESERVE/INJURED														
12/29	WASHINGTON	RESERVE/INJURED														
2019 Totals		5	46	9.2	14	0	1	15	15.0	15t	1	1	6	6.0	6	0

Individual Game-by-Game Passing

Dak Prescott

		Att	Cmp	Yds	Pct.	TD	Int	Long	Sk/Yd	Rating
9/8	N.Y. GIANTS	32	25	405	78.1	4	0	62	0/0	158.3
9/15	@ Washington	30	26	269	86.7	3	1	51t	1/8	123.5
9/22	MIAMI	32	19	246	59.4	2	1	37	1/5	91.4
9/29	@ New Orleans	33	22	223	66.7	0	1	35	1/11	73.2
10/6	GREEN BAY	44	27	463	61.4	2	3	53t	3/22	83.8
10/13	@ N.Y. Jets	40	28	278	70.0	0	0	23	1/8	89.4
10/20	PHILADELPHIA	27	21	239	77.8	1	1	44	3/26	100.5
11/4	@ N.Y. Giants	35	22	257	62.9	3	1	45t	0/0	101.7
11/10	MINNESOTA	46	28	397	60.9	3	1	26	1/4	101.4
11/17	@ Detroit	46	29	444	63.0	3	0	49	1/10	116.6
11/24	@ New England	33	19	212	57.6	0	1	59	0/0	64.2
11/28	BUFFALO	49	32	355	65.3	2	1	35	4/32	91.8
12/5	@ Chicago	49	27	334	55.1	1	0	35	2/8	83.2
12/15	LA RAMS	23	15	212	65.2	2	0	59t	0/0	123.8
12/22	@ Philadelphia	44	25	265	56.8	0	0	41	2/8	74.5
12/29	WASHINGTON	33	23	303	69.7	4	0	48	3/9	138.0
2019 Totals		596	388	4,902	65.1	30	11	62	23/151	99.7

Randall Cobb

		Att	Cmp	Yds	Pct.	TD	Int	Long	Sk/Yd	Rating
9/8	N.Y. GIANTS									
9/15	@ Washington									
9/22	MIAMI									
9/29	@ New Orleans									
10/6	GREEN BAY									
10/13	@ N.Y. Jets									INACTIVE/INJURED
10/20	PHILADELPHIA									
11/4	@ N.Y. Giants									
11/10	MINNESOTA	1	0	0	0.0	0	0	0	0/0	39.6
11/17	@ Detroit									
11/24	@ New England									
11/28	BUFFALO									
12/5	@ Chicago									
12/15	LA RAMS									
12/22	@ Philadelphia									
12/29	WASHINGTON									
2019 Totals		1	0	0	0.0	0	0	0	0/0	39.6

Individual Game-by-Game Punt Returns

		Tavon Austin					Randall Cobb					Cedrick Wilson							
		No	Yds	Avg	FC	Lg	TD	No	Yds	Avg	FC	Lg	TD	No	Yds	Avg	FC	Lg	TD
9/8	N.Y. GIANTS	0	0	0.0	2	0	0	0	0.0	1	0	0	0	0	0	0.0	0	0	0
9/15	@ Washington						1	4	4.0	1	4	0	1	0	0.0	0	0	0	
9/22	MIAMI						0	0	0.0	1	0	0	0	1	13	13.0	13	2	0
9/29	@ New Orleans	1	0	0.0	0	0	1	14	14.0	1	14	0							
10/6	GREEN BAY	3	18	6.0	2	10	0												INACTIVE
10/13	@ N.Y. Jets	2	8	4.0	0	7	0												INACTIVE/INJURED
10/20	PHILADELPHIA	1	6	6.0	1	6	0	1	6	6.0	0	6	0						
11/4	@ N.Y. Giants	2	24	12.0	0	15	0												INACTIVE
11/10	MINNESOTA	1	0	0.0	1	0	0												INACTIVE
11/17	@ Detroit	2	2	1.0	2	2	0	0	0	0.0	1	0	0						INACTIVE
11/24	@ New England																		INACTIVE
11/28	BUFFALO																		INACTIVE
12/5	@ Chicago	0	0	0.0	1	0	0	0	0	0.0	2	0	0						
12/15	LA RAMS	2	20	10.0	0	12	0	0	0	0.0	1	0	0						RESERVE/INJURED
12/22	@ Philadelphia						1	10	10.0	1	10	0							RESERVE/INJURED
12/29	WASHINGTON	3	6	2.0	0	0	0												RESERVE/INJURED
2019 Totals		17	84	4.9	9	15	0	4	34	8.5	9	14	0	2	13	6.5	2	13	0

Individual Game-by-Game Kickoff Returns

		Tony Pollard					Cedrick Wilson					Randall Cobb				
		No	Yds	Avg	Lg	TD	No	Yds	Avg	Lg	TD	No	Yds	Avg	Lg	TD
9/8	N.Y. GIANTS						PRACTICE SQUAD					1	0	0.0	0	0
9/15	@ Washington											1	11	11.0	11	0
9/22	MIAMI															
9/29	@ New Orleans															
10/6	GREEN BAY	3	73	24.3	28	0	INACTIVE									
10/13	@ N.Y. Jets						INACTIVE/INJURED									
10/20	PHILADELPHIA															
11/4	@ N.Y. Giants	3	31	10.3	16	0	INACTIVE									
11/10	MINNESOTA						INACTIVE									
11/17	@ Detroit	2	42	21.0	24	0	INACTIVE									
11/24	@ New England	2	1	0.5	1	0	INACTIVE									
11/28	BUFFALO						INACTIVE									
12/5	@ Chicago	INACTIVE/INJURED					3	64	21.3	22	0					
12/15	LA RAMS						RESERVE/INJURED									
12/22	@ Philadelphia	2	41	20.5	24	0	RESERVE/INJURED									
12/29	WASHINGTON	2	57	28.5	30	0	RESERVE/INJURED									
2019 Totals		14	245	17.5	30	0	3	64	21.3	22	0	2	11	5.5	11	0

Dalton Schultz

		No	Yds	Avg	Lg	TD
9/8	N.Y. GIANTS					
9/15	@ Washington					
9/22	MIAMI					
9/29	@ New Orleans					
10/6	GREEN BAY					
10/13	@ N.Y. Jets					
10/20	PHILADELPHIA					
11/4	@ N.Y. Giants					
11/10	MINNESOTA					
11/17	@ Detroit					
11/24	@ New England	1	5	5.0	5	0
11/28	BUFFALO					
12/5	@ Chicago					
12/15	LA RAMS					
12/22	@ Philadelphia					
12/29	WASHINGTON					
2019 Totals		1	5	5.0	5	0



Individual Game-by-Game Field Goals

		Brett Maher						Kai Forbath					
		11-19	20-29	30-39	40-49	50+	Total	11-19	20-29	30-39	40-49	50+	Total
9/8	N.Y. GIANTS												
9/15	@ Washington	0-0	1-1	0-0	0-0	0-0	1-1						
9/22	MIAMI	0-0	1-1	0-0	0-0	0-0	1-2						
9/29	@ New Orleans	0-0	1-1	0-0	0-0	0-0	1-1						
10/6	GREEN BAY	0-0	0-0	1-2	0-0	0-1	1-3						
10/13	@ N.Y. Jets	0-0	0-0	1-1	0-1	2-2	3-4						
10/20	PHILADELPHIA	0-0	2-2	0-0	0-0	1-1	3-3						
11/4	@ N.Y. Giants	0-0	1-1	1-1	0-0	1-2	3-4						
11/10	MINNESOTA	0-0	1-1	0-0	0-0	0-1	1-2						
11/17	@ Detroit	0-0	0-0	2-2	0-0	0-0	2-2						
11/24	@ New England	0-0	2-2	0-0	1-2	0-0	3-4						
11/28	BUFFALO	0-0	0-0	0-1	0-1	0-0	0-2						
12/5	@ Chicago	0-0	0-0	1-1	0-1	0-0	1-2						
12/15	LA RAMS	RELEASED 12/9						SIGNED 12/9					
		0-0	0-0	0-0	2-2	1-1	3-3						
12/22	@ Philadelphia	0-0	0-0	1-1	2-2	0-0	3-3						
12/29	WASHINGTON	0-0	1-1	0-0	3-3	0-0	4-4						
2019 Totals		0-0	9-9	6-8	1-5	4-8	20-30	0-0	1-1	1-1	7-7	1-1	10-10

Individual Game-by-Game Punting

		Chris Jones							
		No	Yds	Avg	TB	20	Lg	Blk	Net
9/8	N.Y. GIANTS	4	165	41.3	0	2	50	0	39.5
9/15	@ Washington	2	101	50.5	0	0	52	0	46.0
9/22	MIAMI	3	133	44.3	0	1	48	0	44.0
9/29	@ New Orleans	4	181	45.3	1	1	58	0	34.5
10/6	GREEN BAY	3	100	33.3	0	2	34	0	33.3
10/13	@ N.Y. Jets	3	137	45.7	0	2	55	0	38.3
10/20	PHILADELPHIA	3	127	42.3	0	2	54	0	39.7
11/4	@ N.Y. Giants	2	80	40.0	0	1	46	0	32.5
11/10	MINNESOTA	2	72	36.0	0	2	38	0	36.0
11/17	@ Detroit	3	124	41.3	0	1	50	0	29.7
11/24	@ New England	4	160	40.0	0	0	49	1	32.0
11/28	BUFFALO	2	81	40.5	0	2	41	0	40.5
12/5	@ Chicago	5	224	44.8	0	0	49	0	38.2
12/15	LA RAMS	2	95	47.5	0	1	48	0	47.5
12/22	@ Philadelphia	6	237	39.5	1	1	56	0	36.0
12/29	WASHINGTON	2	62	31.0	0	0	44	0	31.0
2019 Totals		50	2,079	41.6	2	18	58	1	37.0



Individual Game-by-Game Tackles

		Dorance Armstrong				Chidobe Awuzie				Michael Bennett								
		Solo	Asst.	Total	Sacks	Solo	Asst.	Total	Sacks	Solo	Asst.	Total	Sacks					
9/8	N.Y. GIANTS	0	-	1	-	1	3	-	2	-	5							
9/15	@ Washington	2	-	0	-	2	1	-	1	-	2							
9/22	MIAMI	0	-	1	-	1	7	-	0	-	7							
9/29	@ New Orleans	1	-	2	-	3	5	-	1	-	6							
10/6	GREEN BAY	2	-	0	-	2	6	-	0	-	6							
10/13	@ N.Y. Jets						3	-	0	-	3							
10/20	PHILADELPHIA						5	-	0	-	5							
11/4	@ N.Y. Giants				1.0		7	-	1	-	8	ACQUIRED 10/26						
11/10	MINNESOTA	1	-	0	-	1	6	-	2	-	8	2	-	0	-	2		
11/17	@ Detroit	1	-	0	-	1	2	-	1	-	3	1	-	1	-	2	2.0	
11/24	@ New England	0	-	1	-	1	5	-	2	-	7	-						
11/28	BUFFALO						4	-	0	-	4	3	-	1	-	4		
12/5	@ Chicago	2	-	1	-	3	4	-	1	-	5	2	-	2	-	4	1.0	
12/15	LA RAMS	1	-	0	-	1	6	-	1	-	7	1	-	0	-	1		
12/22	@ Philadelphia						3	-	0	-	3	1	-	1	-	2		
12/29	WASHINGTON						4	-	1	-	5							
2019 Totals		10	-	6	-	16	2.0	71	-	13	-	84	13	-	5	-	18	4.0

		Anthony Brown				Maliek Collins				Chris Covington							
		Solo	Asst.	Total	Sacks	Solo	Asst.	Total	Sacks	Solo	Asst.	Total	Sacks				
9/8	N.Y. GIANTS	2	-	2	-	4	0	-	1	-	1						
9/15	@ Washington	2	-	0	-	2	1	-	0	-	1						
9/22	MIAMI	4	-	2	-	6			1.0			PRACTICE SQUAD					
9/29	@ New Orleans	3	-	2	-	5			1.0			PRACTICE SQUAD					
10/6	GREEN BAY	1	-	1	-	2	1	-	0	-	1		PRACTICE SQUAD				
10/13	@ N.Y. Jets	1	-	0	-	1						PRACTICE SQUAD					
10/20	PHILADELPHIA						4	-	2	-	6		PRACTICE SQUAD				
11/4	@ N.Y. Giants						0	-	1	-	1	1.0	PRACTICE SQUAD				
11/10	MINNESOTA											PRACTICE SQUAD					
11/17	@ Detroit						2	-	0	-	2		PRACTICE SQUAD				
11/24	@ New England						1	-	0	-	1	1.0	PRACTICE SQUAD				
11/28	BUFFALO											PRACTICE SQUAD					
12/5	@ Chicago						1	-	1	-	2		PRACTICE SQUAD				
12/15	LA RAMS											1	-	2	-	3	
12/22	@ Philadelphia						1	-	0	-	1						
12/29	WASHINGTON																
2019 Totals		13	-	7	-	20	11	-	5	-	16	4.0	1	-	2	-	3

Individual Game-by-Game Tackles, cont.

		Christian Covington				Tyrone Crawford				Kavon Frazier									
		Solo	Asst.	Total	Sacks	Solo	Asst.	Total	Sacks	Solo	Asst.	Total	Sacks						
9/8	N.Y. GIANTS	1	-	1	-	2													
9/15	@ Washington	0	-	1	-	1			1.0	1	-	0	-	1					
9/22	MIAMI	2	-	0	-	2			INACTIVE/INJURED	2	-	0	-	2					
9/29	@ New Orleans	0	-	1	-	1			INACTIVE/INJURED										
10/6	GREEN BAY	1	-	1	-	2			0	-	1	-	1	RESERVE/INJURED					
10/13	@ N.Y. Jets	0	-	1	-	1			0	-	1	-	1	RESERVE/INJURED					
10/20	PHILADELPHIA								RESERVE/INJURED					RESERVE/INJURED					
11/4	@ N.Y. Giants								RESERVE/INJURED					RESERVE/INJURED					
11/10	MINNESOTA								RESERVE/INJURED					RESERVE/INJURED					
11/17	@ Detroit	1	-	0	-	1			RESERVE/INJURED					RESERVE/INJURED					
11/24	@ New England	3	-	0	-	3			RESERVE/INJURED					RESERVE/INJURED					
11/28	BUFFALO	1	-	1	-	2	1.0		RESERVE/INJURED					RESERVE/INJURED					
12/5	@ Chicago	2	-	2	-	4			RESERVE/INJURED					RESERVE/INJURED					
12/15	LA RAMS	0	-	1	-	1			RESERVE/INJURED					RESERVE/INJURED					
12/22	@ Philadelphia	1	-	1	-	2			RESERVE/INJURED					RESERVE/INJURED					
12/29	WASHINGTON	4	-	0	-	4			RESERVE/INJURED					RESERVE/INJURED					
2019 Totals		16	-	10	-	26	1.0		0	-	1	-	1	1.0	4	-	0	-	4

		C.J. Goodwin				Jeff Heath				Trysten Hill									
		Solo	Asst.	Total	Sacks	Solo	Asst.	Total	Sacks	Solo	Asst.	Total	Sacks						
9/8	N.Y. GIANTS					6	-	3	-	9				INACTIVE/INJURED					
9/15	@ Washington					4	-	1	-	5				INACTIVE					
9/22	MIAMI					1	-	2	-	3			0	-	1	-	1		
9/29	@ New Orleans					4	-	2	-	6									
10/6	GREEN BAY					4	-	0	-	4									
10/13	@ N.Y. Jets					3	-	4	-	7					INACTIVE				
10/20	PHILADELPHIA					6	-	0	-	6									
11/4	@ N.Y. Giants					1	-	2	-	3					INACTIVE				
11/10	MINNESOTA					1	-	0	-	1					INACTIVE				
11/17	@ Detroit									INACTIVE/INJURED					INACTIVE				
11/24	@ New England					2	-	3	-	5					INACTIVE				
11/28	BUFFALO									INACTIVE/INJURED			1	-	0	-	1		
12/5	@ Chicago	1	-	0	-	1				INACTIVE/INJURED			2	-	0	-	2		
12/15	LA RAMS	1	-	0	-	1				1	-	0	-	1			INACTIVE		
12/22	@ Philadelphia					3	-	3	-	6					INACTIVE				
12/29	WASHINGTON					6	-	1	-	7			0	-	2	-	2		
2019 Totals		2	-	0	-	2				42	-	21	-	63	3	-	3	-	6

		Kerry Hyder				Joe Jackson				Byron Jones													
		Solo	Asst.	Total	Sacks	Solo	Asst.	Total	Sacks	Solo	Asst.	Total	Sacks										
9/8	N.Y. GIANTS	1	-	1	-	2				0	-	1	-	1					2	-	0	-	2
9/15	@ Washington	1	-	1	-	2				0	-	1	-	1					8	-	0	-	8
9/22	MIAMI	0	-	2	-	2				0	-	1	-	1									
9/29	@ New Orleans	1	-	2	-	3				1	-	0	-	1					2	-	3	-	5
10/6	GREEN BAY														INACTIVE				2	-	2	-	4
10/13	@ N.Y. Jets	1	-	0	-	1									INACTIVE				1	-	1	-	2
10/20	PHILADELPHIA	0	-	2	-	2				1	-	0	-	1					1	-	0	-	1
11/4	@ N.Y. Giants														2	-	2	-	4				
11/10	MINNESOTA														INACTIVE				2	-	0	-	2
11/17	@ Detroit														INACTIVE								
11/24	@ New England														INACTIVE				3	-	0	-	3
11/28	BUFFALO														INACTIVE				4	-	0	-	4
12/5	@ Chicago	1	-	0	-	1									INACTIVE				6	-	0	-	6
12/15	LA RAMS	2	-	0	-	2									INACTIVE				2	-	0	-	2
12/22	@ Philadelphia	1	-	0	-	1									INACTIVE				1	-	0	-	2
12/29	WASHINGTON	0	-	3	-	3	1.0								INACTIVE								INACTIVE/INJURED
2019 Totals		8	-	11	-	19	1.0			2	-	3	-	5				36	-	9	-	45	

Individual Game-by-Game Tackles, cont.

		Josh Jones				DeMarcus Lawrence				Sean Lee			
		Solo	Asst.	Total	Sacks	Solo	Asst.	Total	Sacks	Solo	Asst.	Total	Sacks
9/8	N.Y. GIANTS					2	0	2	0.5	0	1	1	
9/15	@ Washington					0	1	1		2	0	2	
9/22	MIAMI					0	2	2	1.0	0	1	1	
9/29	@ New Orleans					1	2	3	1.0	4	5	9	
10/6	GREEN BAY					1	0	1		1	0	1	
10/13	@ N.Y. Jets					2	1	3		4	2	6	
10/20	PHILADELPHIA					0	3	3	1.0	8	3	11	
11/4	@ N.Y. Giants					1	2	3	1.0	9	3	12	
11/10	MINNESOTA					5	1	6		4	2	6	
11/17	@ Detroit					3	0	3		1	2	3	
11/24	@ New England					2	1	3		2	4	6	
11/28	BUFFALO	1	0	1		3	0	3	0.5	11	2	13	
12/5	@ Chicago					2	0	2		5	5	10	
12/15	LA RAMS					0	0	1		3	2	5	1.0
12/22	@ Philadelphia					3	1	3		15	1	16	
12/29	WASHINGTON					0	0	1		3	4	7	
2019 Totals		1	0	1		25	15	40	5.0	72	37	109	1.0

		Jourdan Lewis				Justin March				Robert Quinn			
		Solo	Asst.	Total	Sacks	Solo	Asst.	Total	Sacks	Solo	Asst.	Total	Sacks
9/8	N.Y. GIANTS	2	2	4						RESERVE/SUSPENDED			
9/15	@ Washington	1	0	1						RESERVE/SUSPENDED			
9/22	MIAMI	1	0	1		1	1	2		2	0	2	1.0
9/29	@ New Orleans									1	2	3	2.0
10/6	GREEN BAY									1	1	2	
10/13	@ N.Y. Jets	3	0	3	1.0					0	1	1	2.0
10/20	PHILADELPHIA	3	0	3						0	1	1	1.0
11/4	@ N.Y. Giants	3	3	6									0.5
11/10	MINNESOTA	1	0	1						1	3	4	1.0
11/17	@ Detroit	1	0	1						1	2	3	1.0
11/24	@ New England	1	1	2									1.0
11/28	BUFFALO	3	1	4	2.0								
12/5	@ Chicago	3	3	6						1	1	2	
12/15	LA RAMS	6	0	6	1.0	5	3	8					
12/22	@ Philadelphia	5	0	5						3	1	4	1.0
12/29	WASHINGTON	5	0	5						2	1	3	1.0
2019 Totals		38	10	48	4.0	6	4	10		12	13	25	11.5

		Jaylon Smith				Malcolm Smith				Joe Thomas			
		Solo	Asst.	Total	Sacks	Solo	Asst.	Total	Sacks	Solo	Asst.	Total	Sacks
9/8	N.Y. GIANTS	6	5	11									
9/15	@ Washington	12	2	14									
9/22	MIAMI	8	3	11						6	0	6	
9/29	@ New Orleans	7	4	11	1.0					3	0	3	
10/6	GREEN BAY	5	4	9	1.0					2	0	2	
10/13	@ N.Y. Jets	3	2	5						1	1	2	
10/20	PHILADELPHIA	6	4	10						2	0	2	
11/4	@ N.Y. Giants	12	2	14	0.5					2	3	5	
11/10	MINNESOTA	10	4	14						1	1	2	
11/17	@ Detroit	10	1	11									
11/24	@ New England	6	4	10						2	4	6	
11/28	BUFFALO	8	6	14						1	0	1	
12/5	@ Chicago	7	2	9						2	1	3	
12/15	LA RAMS	4	2	6		SIGNED 12/17				2	0	2	
12/22	@ Philadelphia	8	2	10		4	4	8		1	1	2	
12/29	WASHINGTON	4	5	9		3	3	6		INACTIVE/INJURED			
2019 Totals		116	52	168	2.5	7	7	14		25	11	36	

Individual Game-by-Game Tackles, cont.

		Darian Thompson				Leighton Vander Esch			Xavier Woods				
		Solo	Asst.	Total	Sacks	Solo	Asst.	Total	Sacks	Solo	Asst.	Total	Sacks
9/8	N.Y. GIANTS	INACTIVE/INJURED				7	2	9	0.5	10	2 - 12		
9/15	@ Washington					5	4	9		5	3 - 8		
9/22	MIAMI	2	1	3		6	2	8		INACTIVE/INJURED			
9/29	@ New Orleans					11	4	15		5	0 - 5		
10/6	GREEN BAY					6	6	12		5	3 - 8		
10/13	@ N.Y. Jets					6	5	11		6	3 - 9		
10/20	PHILADELPHIA	2	0	2		2	0	2		1	1 - 2		
11/4	@ N.Y. Giants	1	1	2		INACTIVE/INJURED			3	1 - 4			
11/10	MINNESOTA	3	3	6		11	4	15		4	2 - 6		
11/17	@ Detroit	6	1	7		4	2	6		2	2 - 4		
11/24	@ New England					INACTIVE/INJURED			2	1 - 3			
11/28	BUFFALO	1	3	4	0.5	INACTIVE/INJURED			4	0 - 4			
12/5	@ Chicago	6	3	9	1.0	INACTIVE/INJURED			3	0 - 3			
12/15	LA RAMS	1	1	2		INACTIVE/INJURED			3	0 - 3			
12/22	@ Philadelphia					INACTIVE/INJURED			5	2 - 7			
12/29	WASHINGTON	0	3	3		RESERVE/INJURED			1	2 - 3			
2019 Totals		22	16	38	1.5	58	29	87	0.5	59	22	81	

Antwaun Woods

		Solo	Asst.	Total	Sacks
9/8	N.Y. GIANTS	1	1	2	
9/15	@ Washington				
9/22	MIAMI	INACTIVE/INJURED			
9/29	@ New Orleans	INACTIVE/INJURED			
10/6	GREEN BAY	INACTIVE/INJURED			
10/13	@ N.Y. Jets	1	1	2	
10/20	PHILADELPHIA	0	1	1	
11/4	@ N.Y. Giants	2	2	4	
11/10	MINNESOTA	4	3	7	
11/17	@ Detroit	0	1	1	
11/24	@ New England	2	1	3	
11/28	BUFFALO	INACTIVE/INJURED			
12/5	@ Chicago	INACTIVE/INJURED			
12/15	LA RAMS	3	2	5	
12/22	@ Philadelphia	2	2	4	
12/29	WASHINGTON	INACTIVE/INJURED			
2019 Totals		15	14	29	





RECORDS



Cowboys All-Time Leaders

RUSHING (yards)

PLAYER	ATT.	YARDS	AVG.	LONG	TD
1. Smith, Emmitt (1990-2002).....	4,052	17,162	4.2	75t	153
2. Dorsett, Tony (1977-87).....	2,755	12,036	4.4	99t	72
3. Perkins, Don (1961-68).....	1,500	6,217	4.2	59	42
4. Elliott, Ezekiel (2016-19).....	1,169	5,405	4.6	60t	40
5. Hill, Calvin (1969-74).....	1,166	5,009	4.3	55	39
6. Newhouse, Robert (1972-83).....	1,160	4,784	4.1	54	31
7. Murray, DeMarco (2011-14).....	934	4,526	4.9	91t	28
8. Barber, Marion (2005-10).....	1,042	4,358	4.2	54	47
9. Garrison, Walt (1966-74).....	899	3,886	4.3	41	30
10. Walker, Herschel (1986-89, 1996-97).....	818	3,491	4.3	84t	27
11. Jones, Julius (2004-07).....	885	3,484	3.9	77t	18
12. Jones, Felix (2008-12).....	569	2,728	4.8	60t	11
13. Staubach, Roger (1969-79).....	410	2,264	5.5	33t	20
14. Springs, Ron (1979-84).....	604	2,180	3.6	46t	28
15. Marsh, Amos (1961-64).....	427	2,065	4.8	71	14

RECEIVING (yards)

PLAYER	REC.	YARDS	AVG.	LONG	TD
1. Witten, Jason (2003-17, 2019).....	1,215	12,977	10.7	69	72
2. Irvin, Michael (1988-99).....	750	11,904	15.9	87t	65
3. Hill, Tony (1977-86).....	479	7,988	16.7	75t	51
4. Pearson, Drew (1973-83).....	489	7,822	16.0	67	48
5. Bryant, Dez (2010-17).....	531	7,459	14.0	85t	73
6. Hayes, Bob (1965-74).....	365	7,295	20.0	95t	71
7. Clarke, Frank (1960-67).....	281	5,214	18.6	80t	50
8. Austin, Miles (2006-13).....	301	4,481	14.9	69t	34
9. Cosbie, Doug (1979-88).....	300	3,728	12.4	61t	30
10. Owens, Terrell (2006-08).....	235	3,587	15.3	75t	38
11. Novacek, Jay (1990-96).....	339	3,576	10.5	49	22
12. DuPree, Billy Joe (1973-83).....	267	3,565	13.4	42t	41
13. Rentzel, Lance (1967-70).....	183	3,521	19.2	86t	31
14. Dorsett, Tony (1977-87).....	382	3,432	9.0	91t	13
15. Williams, Terrance (2013-18).....	232	3,377	14.6	82t	20

PASSING (rating - min. 1,500 att.)

PLAYER	ATT.	COMP.	PCT.	YARDS	TD	INT	LONG	RATING
1. Romo, Tony (2003-16).....	4,335	2,829	65.3	34,183	248	117	85t	97.1
2. Prescott, Dak (2016-19).....	2,071	1,363	65.8	15,778	97	36	90t	97.0
3. Staubach, Roger (1969-79).....	2,958	1,685	57.0	22,700	153	109	91t	83.4
4. White, Danny (1976-88).....	2,950	1,761	59.7	21,959	155	132	80t	81.7
5. Aikman, Troy (1989-2000).....	4,715	2,898	61.5	32,942	165	141	90t	81.6
6. Meredith, Don (1960-68).....	2,308	1,170	50.7	17,199	135	111	95t	74.8

SCORING

PLAYER	TD	2PT	PAT	FG	TP
1. Smith, Emmitt (1990-2002).....	164	1	-	-	986
2. Septien, Rafael (1978-86).....	-	-	388	162	874
3. Bailey, Dan (2011-17).....	-	-	276	186	834
4. Dorsett, Tony (1977-87).....	86	-	-	-	516
5. Hayes, Bob (1965-74).....	76	-	-	-	456
6. Bryant, Dez (2010-17).....	75	1	-	-	452
7. Witten, Jason (2003-17, 2019).....	72	3	-	-	438
8. Irvin, Michael (1988-99).....	65	1	-	-	392
9. Clark, Mike (1968-71, 73).....	-	-	180	69	387
10. Boniol, Chris (1994-96).....	-	-	118	81	361

FIELD GOAL PCT. (min. 75 made)

PLAYER	ATT.	MADE	PCT.	LONG
1. Bailey, Dan (2011-17).....	186	211	.882	56
2. Boniol, Chris (1994-96).....	93	81	.871	52
3. Cunningham, Richie (1997-99).....	94	75	.798	54
4. Septien, Rafael (1978-86).....	226	162	.717	53

PUNTING (net, min. 300 punts)

PLAYER	NO.	YDS.	AVG.	TB	IN20	LONG	BLK	NET
1. Jones, Chris (2011-19)	459	20,456	44.6	23	182	66	4	40.1
2. McBriar, Mat (2004-11)	494	22,369	45.3	54	175	75	3	38.1
3. Gowin, Toby (1997-99, 2003)	338	14,099	41.7	41	106	72	1	35.5
4. Saxon, Mike (1985-92)	591	24,542	41.5	68	166	64	4	34.8
5. White, Danny (1976-88)	612	24,571	40.1	74	144	73	5	34.1

INTERCEPTIONS

PLAYER	NO.	YARDS	AVG.	LONG	TD
1. Renfro, Mel (1964-77)	52	626	12.0	90t	3
2. Walls, Everson (1981-89)	44	391	8.9	37	0
3. Waters, Charlie (1970-78, 80-81)	41	584	14.2	56	2
4. Thurman, Dennis (1978-85)	36	562	15.6	96t	4
5. Downs, Michael (1981-88)	34	433	12.7	31	1
Green, Cornell (1962-74)	34	552	16.2	59	2
7. Jordan, Lee Roy (1963-76)	32	472	14.8	49t	3
Newman, Terence (2003-11)	32	345	10.8	70	3
9. Harris, Cliff (1970-79)	29	281	9.7	60	1
10. Howley, Chuck (1961-73)	24	395	16.5	58	2
11. Woodson, Darren (1992-2003)	23	271	11.8	94t	2
12. Bishop, Don (1960-65)	22	364	16.5	57	0
13. Gaechter, Mike (1962-69)	21	420	20.0	100t	1
14. Williams, Roy (2002-08)	19	307	16.2	86t	3
Smith, Kevin (1992-99)	19	190	10.0	32t	1

TACKLES

PLAYER	NO.	PLAYER	NO.
1. Woodson, Darren (1992-03)	1,350	10. Downs, Michael (1981-88)	820
2. Jordan, Lee Roy (1963-76)	1,236	11. Ware, DeMarcus (2005-13)	710
3. White, Randy (1975-88)	1,104	12. Bates, Bill (1983-97)	701
4. Coakley, Dexter (1997-04)	1,046	13. Jeffcoat, Jim (1983-94)	698
5. Jones, Ed (1974-78, 1980-89)	1,032	14. Tolbert, Tony (1989-97)	684
6. Breunig, Bob (1975-84)	1,016	15. Nguyen, Dat (1999-05)	665
7. James, Bradie (2003-11)	1,009	16. Hegman, Mike (1976-88)	649
8. Lee, Sean (2010-19)	970	Walls, Everson (1981-89)	649
9. Lockhart, Eugene (1984-90)	897	<i>* Tackles are based off of coaching firm</i>	

SACKS

PLAYER	NO.	PLAYER	NO.
1. Ware, DeMarcus (2005-13)	117.0	9. Ellis, Greg (1998-08)	77.0
2. Martin, Harvey (1973-83)	114.0	10. Cole, Larry (1968-80)	60.0
3. White, Randy (1975-88)	111.0	11. Tolbert, Tony (1989-97)	59.0
4. Jones, Ed (1974-78, 1980-89)	106.0	12. Lawrence, DeMarcus (2014-19)	39.0
5. Andrie, George (1962-72)	97.0	13. Haley, Charles (1992-96)	34.0
6. Pugh, Jethro (1965-78)	95.5	14. Spencer, Anthony (2007-14)	33.0
7. Jeffcoat, Jim (1983-94)	94.5	15. Toomay, Pat (1970-74)	31.5
8. Lilly, Bob (1961-74)	94.0	<i>*Sacks did not become an official stat until 1982</i>	

SPECIAL TEAMS TACKLES

PLAYER	NO.	PLAYER	NO.
1. Bates, Bill (1983-97)	216	9. Burnett, Kevin (2005-08)	64
2. Woodson, Darren (1992-2003)	134	Davis, Billy (1995-98)	64
3. Davis, Keith (2002, 2004-08)	97	11. Coakley, Dexter (1997-2004)	62
4. Williams, Charlie (1995-2000)	81	12. Hellestrae, Dale (1990-2000)	61
5. Gant, Kenneth (1990-94)	77	13. Schwantz, Jim (1994-96)	60
6. McCray, Danny (2010-13, 15)	78	14. Reese, Izell (1998-2001)	57
7. Hurd, Sam (2006-10)	72	15. Watkins, Patrick (2006-09)	56
8. Marion, Brock (1993-97)	70	<i>* Special teams tackles since 1988</i>	

*Current Players in **Bold**

PUNT RETURNS (avg. - min. 75 returns)

	PLAYER	NO.	YARDS	AVG.	LONG	TD
1.	Sanders, Deion (1995-99).....	89	1,184	13.3	83t	4
2.	Hayes, Bob (1965-74).....	104	1,158	11.1	90	3
3.	Harris, Dwayne (2011-14).....	87	965	11.1	86t	2
4.	Martin, Kelvin (1987-92, 1996).....	179	1,803	10.1	85t	3
5.	Williams, Kevin (1993-96).....	95	913	9.6	83t	3
6.	Crayton, Patrick (2004-09).....	111	1,066	9.6	82t	2
7.	Johnson, Butch (1976-83).....	146	1,313	9.0	55	0
8.	Jones, James (1980-82, 1984-85).....	87	736	8.5	52	0
9.	Renfro, Mel (1964-77).....	109	842	7.7	69t	1

KICKOFF RETURNS (avg. - min. 75 returns)

	PLAYER	NO.	YARDS	AVG.	LONG	TD
1.	Harris, Dwayne (2011-14).....	77	2,040	26.5	90	0
2.	Renfro, Mel (1964-77).....	85	2,246	26.4	100t	2
3.	Walker, Herschel (1986-89, 1996-97)....	77	1,946	25.3	89	0
4.	Thompson, Tyson (2005-07).....	98	2,416	24.7	72	0
5.	Austin, Miles (2006-13).....	89	2,146	24.1	60	0
6.	Swinton, Reggie (2001-03).....	87	2,089	24.0	100t	1
7.	Williams, Kevin (1993-96).....	144	3,416	23.7	87t	1
8.	Johnson, Butch (1976-83).....	79	1,832	23.2	74	0
9.	Dixon, James (1989-91).....	101	2,315	22.9	97t	1
10.	Clack, Darryl (1986-89).....	83	1,802	21.7	51	0

COMBINED YARDAGE

	PLAYER	TOTAL	RUSH	REC.	INT. RET.	PUNT RET.	KICK RET.	FUM. RET.
1.	Smith, Emmitt (1990-2002).....	20,174	17,162	3,012	0	0	0	0
2.	Dorsett, Tony (1977-87).....	15,501	12,036	3,432	0	0	0	33
3.	Witten, Jason (2003-17).....	12,977	0	12,977	0	0	0	0
4.	Irvin, Michael (1988-99).....	11,910	6	11,904	0	0	0	0
5.	Hayes, Bob (1965-74).....	9,104	70	7,295	0	1,158	581	0
6.	Hill, Tony (1977-86).....	8,436	84	7,988	0	268	96	0
7.	Dez Bryant (2010-17).....	8,188	-3	7,459	0	384	348	0
8.	Pearson, Drew (1973-83).....	8,180	190	7,822	0	13	155	0
9.	Walker, Herschel (1986-89, 1996-97)....	7,993	3,491	2,556	0	0	1,964	0
10.	Perkins, Don (1961-68).....	7,978	6,217	1,310	0	8	443	0



Emmitt Smith, the NFL's all-time leading rusher (18,355 yards), also holds the Dallas Cowboys all-time combined yardage record (20,174).

COWBOYS OFFENSE YEAR-BY-YEAR

YEAR	1ST DOWNS		PEN	NET OFFENSE		RUSHING		NET		PASSING		PENALTIES		FUMBLES		POINTS	NFC RANK TOT-RU-PA	NFL RANK TOT-RU-PA
	TOTAL	RUSH		PASS	YDS-PLYS	YDS-ATT	YDS-ATT	YDS-ATT	YDS-ATT	YDS-ATT	YDS-ATT	YDS-ATT	YDS-ATT	NO-LOST	TDS			
1960	180	57	105	18	3,153-698	1,049-311	2,104	33/284	2,388	354	163	33	62-600	21-17	23	177		12-13-5
1961	239	100	130	9	4,480-863	1,819-414	2,661	27/257	1,819	422	215	27	47-427	46-21	29	236		8-10-6
1962	246	101	136	9	4,912-843	2,040-434	2,872	29/243	3,115	380	200	17	62-639	32-19	51	398		2-3-7
1963	248	105	132	11	4,263-839	1,795-420	2,468	44/331	2,799	375	200	21	67-827	29-15	40	305		9-6-9
1964	230	89	119	22	3,704-893	1,691-421	2,031	68/503	2,516	404	192	24	97-952	39-19	30	250		14-8-13
1965	211	87	108	16	3,995-833	1,608-416	2,387	55/369	2,756	362	168	18	78-710	31-17	40	325		10-8-9
1966	287	124	139	24	5,145-926	2,122-471	3,023	42/308	3,331	413	214	14	83-824	23-10	56	445		1-2-1
1967	261	109	141	11	4,699-936	1,900-477	2,799	42/294	3,093	417	210	28	81-785	25-13	45	342		5-5-6
1968	297	135	143	19	5,117-913	2,071-480	3,026	34/269	3,295	399	217	18	77-751	21-15	54	431		1-2-1
1969	275	133	125	17	5,122-931	2,276-532	2,846	44/366	3,212	355	189	18	81-840	28-12	44	369		1-1-4
1970	229	119	95	15	4,449-858	2,300-522	2,149	39/296	2,445	297	149	16	87-934	29-12	35	299	2-1-9	3-1-16
1971	288	135	144	9	5,035-905	2,249-512	2,786	32/251	3,037	361	206	14	94-952	30-21	50	406	1-2-1	1-3-1
1972	256	118	126	12	4,466-897	2,124-499	2,342	31/238	2,580	367	196	23	90-841	27-15	36	319	2-4-5	6-9-8
1973	281	139	127	15	4,751-906	2,418-542	2,333	43/269	2,602	321	192	16	83-762	25-12	46	382	3-2-6	4-5-7
1974	295	147	129	19	4,983-974	2,454-542	2,529	47/327	2,856	385	206	15	86-703	31-16	38	297	1-1-3	1-1-3
1975	288	132	142	14	5,025-986	2,432-571	2,593	39/242	2,835	376	207	17	94-715	25-18	41	350	1-1-3	3-5-4
1976	269	111	140	18	4,884-958	2,147-538	2,737	30/230	2,967	390	222	13	94-761	26-16	34	296	2-6-2	4-12-5
1977	272	118	136	18	4,812-969	2,369-564	2,443	33/246	2,689	372	215	10	106-865	26-14	42	345	1-3-2	1-4-4
1978	342	146	167	29	5,959-1,107	2,783-625	3,176	33/229	3,405	449	251	17	96-816	36-18	48	384	1-1-2	2-3-3
1979	339	122	195	22	5,968-1,122	2,375-578	3,593	41/290	3,883	503	287	13	100-845	33-21	45	371	1-7-2	2-10-4
1980	337	143	171	23	5,468-1,075	2,346-594	3,104	31/252	3,356	449	265	25	107-908	27-14	60	454	5-5-9	9-6-14
1981	321	137	158	26	5,880-1,100	2,711-630	3,169	31/245	3,414	439	241	15	103-839	45-20	40	367	2-2-7	5-2-15
1982	180	70	99	11	3,199-579	1,313-296	1,886	25/264	2,150	258	160	14	42-304	29-12	28	226	2-1-6	5-5-9
1983	342	109	205	28	5,959-1,110	2,117-519	3,842	37/314	4,156	554	346	25	99-847	30-14	59	479	4-9-2	5-15-4
1984	323	93	202	28	5,320-1,121	1,714-469	3,606	48/389	3,995	604	322	26	100-947	35-17	34	308	7-12-4	11-20-6
1985	336	95	208	33	5,602-1,093	1,741-462	3,861	44/375	4,236	587	344	25	100-759	29-16	43	357	4-9-1	8-17-3
1986	325	98	199	28	5,474-1,054	1,969-447	3,505	60/498	4,003	547	319	24	111-931	44-17	43	346	4-8-4	6-11-12
1987	293	93	176	24	5,056-1,017	1,865-465	3,191	52/403	3,594	500	288	20	131-1,091	30-20	38	340	5-9-5	11-16-11
1988	311	112	175	24	5,483-1,059	1,995-469	3,488	35/239	3,727	555	307	27	141-1,148	22-13	32	265	6-7-5	9-16-7
1989	246	78	145	23	4,294-896	1,409-355	2,885	30/239	3,124	513	266	27	100-771	29-15	25	204	14-12-13	27-24-27

SIDELINES

HISTORY

PLAYOFF RECORDS

OFFENSE YEAR-BY-YEAR

2019 SEASON

PLAYERS

STAFF

YEAR	1ST DOWNS			NET OFFENSE		RUSHING		PASSING			PENALTIES		FUMBLES		TDs		POINTS		NFC RANK		NFL RANK	
	TOTAL	RUSH	PASS	YDS-PLYS	YDS-ATT	NET	SACKS	GROSS	ATT	COMP	INT	NO-YDS	NO-LOST	TDs	POINTS	TOT-RU-PA	TOT-RU-PA	TOT-RU-PA	TOT-RU-PA	TOT-RU-PA	TOT-RU-PA	
1990	250	88	135	27	4,081-993	1,500-393	2,581	43/317	2,898	475	254	24	98-729	27-9	27	242	14-13-13	28-23-27				
1991	304	89	191	24	5,101-971	1,711-433	3,390	38/273	3,663	500	305	12	74-610	23-12	37	342	4-7-5	9-13-8				
1992	324	119	183	22	5,606-1,014	2,121-500	3,485	23/112	3,597	491	314	15	91-650	16-9	48	409	2-3-3	4-5-5				
1993	322	120	172	30	5,615-994	2,161-490	3,454	29/163	3,617	475	317	6	94-744	33-16	41	376	2-2-3	4-2-7				
1994	322	136	160	26	5,321-1,018	1,953-550	3,368	20/93	3,461	448	282	14	100-895	22-10	50	414	4-2-7	8-5-12T				
1995	364	141	195	28	5,824-1,007	2,201-495	3,623	18/118	3,741	494	322	10	90-695	24-13	51	435	4-1-9	5-2-13				
1996	286	105	163	18	4,763-981	1,641-475	3,122	19/127	3,249	487	307	14	103-832	24-15	27	286	11-8-10	24-18-20				
1997	279	82	170	27	4,778-1,015	1,637-423	3,141	39/313	3,454	553	314	12	116-1,058	23-11	29	304	8-11-10	20-20-20				
1998	308	125	154	29	5,450-992	2,014-499	3,436	19/110	3,546	474	279	8	128-1,108	18-7	42	381	5-4-5	8-8-9				
1999	295	129	139	27	5,178-1,024	2,051-493	3,127	24/151	3,278	507	295	13	136-1,196	22-10	42	352	8-3-12	16-6T-24				
2000	276	116	128	32	4,475-943	1,953-463	2,522	35/249	2,771	445	255	21	108-963	31-18	31	294	13-5-15	25-12-28				
2001	247	114	110	23	4,402-952	2,184-505	2,218	34/190	2,408	413	210	20	91-744	25-14	26	246	14-2-15	29-3-31				
2002	237	87	129	21	4,375-948	1,754-423	2,621	54/399	3,020	471	252	16	105-974	33-18	26	217	15-10-16	30-19-31				
2003	286	115	149	22	5,161-1,062	1,999-515	3,162	37/185	3,347	510	294	21	98-837	26-8	31	289	8-8-9	15-12-17				
2004	296	101	171	24	5,197-1,004	1,769-449	3,428	36/208	3,636	519	308	23	105-867	26-14	33	293	7-7-9	14-20-15				
2005	318	97	177	44	5,202-1,071	1,861-521	3,341	50/298	3,639	500	300	17	99-739	36-14	38	325	7-6-8	13-13-15				
2006	336	107	199	32	5,772-1,015	1,936-472	3,836	37/231	4,067	506	310	21	100-939	16-6	52	425	3-6-4	5-13-5				
2007	332	83	217	22	5,851-975	1,746-419	4,105	25/185	4,290	531	342	19	104-813	21-5	54	455	2-7-3	3-17-4				
2008	291	102	171	18	5,512-980	1,723-401	3,789	31/199	3,988	539	336	20	120-957	29-13	43	362	8-9-5	13-2-9				
2009	335	110	203	22	6,390-1,020	2,103-436	4,287	34/196	4,483	550	347	9	115-892	20/10	43	361	2-3-2	2-7-6				
2010	327	104	201	22	5,828-1,035	1,786-428	4,042	31/166	4,208	576	379	9	109-863	28/11	46	394	4-7-3	7-16-6				
2011	327	91	219	17	6,008-1,017	1,807-409	4,201	39/252	4,453	570	376	12	112-802	24/9	39	369	8-8-5	11-18-7				
2012	338	76	237	25	5,994-1,049	1,265-355	4,746	36/263	4,992	658	434	19	118-853	19/10	41	376	4-15-3	6-31-3				
2013	325	80	213	32	5,458-957	1,504-336	3,954	35/272	4,226	586	375	12	102-867	18/8	51	439	10-13-8	16-24-14				
2014	342	106	205	31	6,138-1,014	2,354-508	3,784	30/224	4,008	476	328	11	105-839	22/14	56	467	4-2-10	7-2-16				
2015	307	94	175	38	5,361-969	1,890-408	3,471	33/206	3,677	528	334	22	112-879	18/11	26	275	12-7-13	22-9-27				
2016	361	142	191	25	6,027-1,010	2,396-499	3,631	28/168	3,799	483	325	6	105-879	22/19	49	418	4-1-13	5-2-23				
2017	314	127	162	25	5,311-1,005	2,170-480	3,141	32/185	3,326	493	309	13	97-939	11/9	42	354	9-1-14	14-2-26				
2018	322	113	184	25	5,501-1,022	1,963-439	3,538	56/347	3,885	527	356	8	104-885	23/9	36	339	13-5-13	22-10-23				
2019	379	120	229	30	6,904-1,069	2,153-449	4,751	23/151	4,902	597	388	11	109-1,008	15/7	49	434	1-3-2	1-5-2				

COWBOYS DEFENSE YEAR-BY-YEAR

YEAR	1ST DOWNS		PEN	NET OFFENSE		RUSHING		PASSING		COMP	INT	PENALTIES NO-YDS	FUMBLE		TDs	POINTS	NFC RANK TOT-RU-PA	NFL RANK TOT-RU-PA
	TOTAL	RUSH		PASS	YDS-PLYS	YDS-ATT	NET	SACKS	GROSS				ATT	NO-LOST				
1960	216	106	97	13	4,372-858	2,242-445	2,130	20/175	2,305	393	146	15	72-671.5	21-11	44	369		13-13-8
1961	254	122	120	12	4,592-767	2,161-439	2,431	22/204	2,635	326	168	25	38-362	30-18	49	380		10-12-7
1962	274	93	166	15	5,184-848	1,510-386	3,674	25/230	3,904	437	233	20	56-569	33-16	52	402		13-4-14
1963	266	114	139	13	5,325-878	2,094-455	3,231	20/161	3,392	403	202	26	52-479	23-11	48	378		13-14-13
1964	211	71	121	19	3,750-860	1,504-438	2,246	45/325	2,571	377	172	18	75-781	26-20	34	289		2-2-4
1965	240	80	138	22	4,192-885	1,444-422	2,748	39/315	3,063	424	205	18	50-483	37-20	33	280		6-2-9
1966	211	64	140	17	3,558-873	1,176-356	2,382	60/420	2,802	457	212	17	63-778	23-14	29	239		2-1-7
1967	236	64	145	27	3,874-866	1,094-339	2,790	45/377	3,167	482	260	29	64-707	28-18	35	268		7-1-11
1968	202	61	123	18	3,633-863	2,071-480	2,438	51/400	2,838	428	220	26	54-657	21-15	23	186		4-1-11
1969	203	52	141	10	3,707-826	1,050-313	2,657	55/452	3,109	458	235	24	58-680	23-11	28	223		3-1-11
1970	205	87	105	13	3,569-855	1,656-415	1,913	41/313	2,226	399	193	24	70-732	25-14	24	221		4-9-3
1971	200	59	125	16	3,468-817	1,144-353	2,324	43/336	2,660	421	209	26	61-647	40-25	25	222		2-1-9
1972	217	81	113	23	3,755-842	1,515-428	2,240	32/268	2,508	382	187	16	59-586	40-17	28	240		7-1-19
1973	208	83	106	19	3,466-827	1,471-435	1,995	40/306	2,301	352	187	18	52-516	44-23	23	203		5-3-16
1974	199	63	110	26	3,463-803	1,344-417	2,529	47/327	2,856	349	178	13	69-657	31-13	28	235		3-2-8
1975	234	100	113	21	3,739-888	1,699-474	2,040	41/288	2,328	373	162	25	63-639	43-19	33	268		3-3-3
1976	246	113	111	22	3,730-919	1,821-484	1,909	44/327	2,236	391	187	16	71-643	32-12	25	194		5-3-5
1977	205	88	94	23	3,213-880	1,651-457	1,582	53/429	1,991	370	154	21	78-731	22-10	26	212		1-3-2
1978	232	83	128	21	4,009-967	1,721-477	2,288	58/442	2,330	432	202	23	95-783	27-13	25	208		2-1-3
1979	259	105	135	19	4,586-978	2,115-500	2,471	43/362	2,883	435	207	13	70-704	20-10	38	313		4-4-3
1980	296	98	160	28	5,279-996	2,069-469	3,205	43/358	3,563	484	231	27	106-989	33-20	38	311		7-7-7
1981	287	107	160	18	5,419-1,021	2,049-468	3,370	42/347	3,717	511	236	37	104-837	43-16	34	277		13-8-13
1982	163	57	95	11	2,753-511	1,011-260	1,742	32/260	2,002	289	152	15	52-431	20-10	17	145		7-7-5
1983	286	82	181	23	5,427-1,025	1,499-410	3,928	57/437	4,365	558	299	27	100-873	31-21	42	360		10-2-13
1984	283	106	155	22	5,036-1,094	2,226-510	2,810	57/390	3,200	527	250	28	93-854	35-16	36	308		3-11-3
1985	312	98	193	21	5,608-1,076	1,853-465	3,755	62/459	4,214	549	279	33	108-990	24-15	40	333		11-6-13
1986	286	118	148	20	4,985-1,017	2,200-500	2,785	53/364	3,149	464	226	17	90-817	29-20	41	337		10-23-3
1987	294	85	175	34	5,061-1,012	1,617-459	3,444	51/337	3,781	502	269	23	100-865	29-20	42	348		9-4-13
1988	297	93	180	24	5,414-1,023	1,856-454	3,556	46/327	3,883	523	264	10	92-772	24-9	44	381		12-10-12
1989	321	116	183	22	5,556-1,060	1,991-543	3,565	29/183	3,748	488	301	7	102-723	22-10	44	393		9-10-8

SIDELINES			HISTORY			PLAYOFF RECORDS			DEFENSE YEAR-BY-YEAR			2019 SEASON			PLAYERS			STAFF		
YEAR	TOTAL		1ST DOWNS		NET OFFENSE		RUSHING		PASSING		PENALTIES		FUMBLES		POINTS		NFC RANK		NFL RANK	
	RUSH	PASS	YDS-PLYS	YDS-ATT	NET	SACKS	GROSS	ATT	COMP	INT	NO-YDS	NO-LOST	TDS	POINTS	TO-RU-PA	TO-RU-PA	TO-RU-PA	TO-RU-PA		
1990	280	109	153	18	4,615-988	1,976-482	2,639	36/292	2,931	470	271	11	104-911	36	308	4-9-1	10-18-2			
1991	299	103	180	16	5,086-963	1,571-400	3,495	23/151	3,646	540	320	12	97-801	32	310	12-6-13	17-8-23			
1992	241	68	147	26	3,933-873	1,244-345	2,689	44/347	3,036	484	263	17	94-727	29	243	1-1-2	1-1-5			
1993	297	94	176	27	4,767-1,012	1,651-423	3,116	34/231	3,347	555	334	14	87-653	23	229	7-5-7T	10-11-10T			
1994	273	86	157	30	4,313-1,006	1,561-437	2,752	47/299	3,051	522	269	22	102-826	27	248	1-5-1	1-10-1			
1995	303	113	165	25	5,044-1,001	1,772-442	3,272	36/219	3,491	523	293	19	112-913	16-6	291	4-9-4	9-16-8			
1996	260	89	144	27	4,382-958	1,576-437	2,806	37/219	3,025	484	271	19	94-717	26-14	250	2-5-2	3-10-2			
1997	281	104	139	38	4,516-1,022	1,994-511	2,522	38/195	2,717	473	253	7	99-757	27-12	314	2-12-1	2-24-1			
1998	276	84	162	30	5,164-988	1,619-401	3,545	34/222	3,767	553	290	14	120-917	23-12	32	275	9-6-12	18-12-22		
1999	266	81	154	31	4,840-997	1,442-417	3,398	35/217	3,615	545	297	24	107-862	23-9	28	276	3-3-4	9-6-13		
2000	309	137	145	27	5,329-1,021	2,636-538	2,693	25/189	2,882	458	277	16	108-999	23-9	41	361	9-15-2	19-31-3		
2001	272	90	160	22	4,599-985	1,710-472	2,889	24/130	3,019	489	287	9	69-634	29-16	37	338	2-6-2	4-13-3		
2002	291	90	178	23	5,267-1,079	1,818-481	3,449	24/137	3,586	574	334	19	119-919	23-11	35	325	9-8-10	18-15-19		
2003	228	67	127	33	4,056-937	1,425-413	2,631	32/189	2,820	492	239	13	88-763	24-12	28	260	1-1-1	1-3-1		
2004	297	88	180	29	5,285-960	1,764-425	3,521	33/197	3,718	502	310	13	104-879	20-9	49	405	7-3-11	16-10-21		
2005	256	87	150	19	4,814-946	1,731-414	3,083	37/236	3,319	495	271	15	142-1,015	21-11	35	308	7-8-7	10-15-11		
2006	294	88	179	27	5,165-974	1,659-429	3,506	34/223	3,729	511	301	18	93-895	26-13	40	350	6-4-10	13-10-24		
2007	304	86	195	23	4,922-1,008	1,513-381	3,409	46/319	3,728	581	342	19	85-785	26-10	36	325	4-3-4	9-6-13		
2008	276	85	163	28	4,709-969	1,706-402	3,003	59/374	3,377	508	308	8	87-601	28-14	36	365	5-6-3	8-12-5		
2009	286	74	186	26	5,064-962	1,449-365	3,615	42/259	3,874	572	344	11	92-763	21-9	28	250	4-3-9	9-4-20		
2010	309	84	200	25	5,626-977	1,734-402	3,892	35/257	4,151	540	348	20	79-641	20-10	51	436	13-6-14	23-12-26		
2011	305	78	199	28	5,488-972	1,585-385	3,903	42/246	4,149	545	336	15	87-664	20-10	38	347	6-4-10	14-7-23		
2012	317	92	195	30	5,687-986	2,003-441	3,695	34/211	3,895	496	311	7	91-786	18-9	45	400	11-12-10	19-22-19		
2013	388	122	231	35	6,645-1,094	2,056-437	4,589	34/246	4,835	623	403	15	112-875	16/13	51	432	16-14-14	32-27-30		
2014	315	86	195	34	5,681-978	1,650-392	4,031	28/156	4,193	558	371	18	104-861	20/13	43	352	8-4-11	19-8-26		
2015	317	113	172	32	5,570-998	1,934-461	3,636	31/229	3,890	506	330	8	113-898	11/3	41	374	9-10T-3	17-22T-5		
2016	330	79	226	25	5,503-1,009	1,336-340	4,167	36/209	4,376	632	425	9	90-784	28/11	34	306	7-1-12	14-1-26		
2017	312	96	181	35	5,089-1,000	1,664-403	3,425	38/321	3,746	559	371	10	107-880	26/11	40	332	5-5-5	8-8-11		
2018	309	89	193	27	5,268-981	1,513-400	3,755	39-229	3,984	542	367	9	89-681	21/11	35	324	3-3-7	7-5-13		
2019	327	101	188	38	5,232-1,015	1,656-407	3,576	39-303	3,879	569	370	7	102-855	19/10	35	321	3-5-3	9-11-10		

Cowboys Leaders By Years

RUSHING (yards)

Year	Player	Att.	Yards	Avg.	Long	TD	NFL/NFC Rank
1960	Dupre, L.G.	104	362	3.5	18	3	20
1961	* Perkins, Don	200	815	4.1	47	4	6
1962	Perkins, Don	222	945	4.3	35	7	5
1963	Perkins, Don	149	614	4.1	19t	7	10
1964	Perkins, Don	174	768	4.4	59	6	5
1965	Perkins, Don	177	690	3.9	43	0	7
1966	Reeves, Dan	175	757	4.3	67t	8	6
1967	Perkins, Don	201	823	4.1	30	6	6
1968	Perkins, Don	191	836	4.4	28t	4	6
1969	* Hill, Calvin	204	942	4.6	55	8	2
1970	* Thomas, Duane	151	803	5.3	47t	5	8/5
1971	Thomas, Duane	175	793	4.5	56t	11	11/7
1972	Hill, Calvin	245	1,036	4.2	26	6	7/3
1973	Hill, Calvin	273	1,142	4.2	21	6	3/2
1974	Hill, Calvin	185	844	4.6	27	7	8/3
1975	Newhouse, Robert	209	930	4.4	29	2	9/4
1976	Dennison, Doug	153	542	3.5	14	6	35/18
1977	* Dorsett, Tony	208	1,007	4.8	84t	12	9/4
1978	Dorsett, Tony	290	1,325	4.6	63t	7	3/2
1979	Dorsett, Tony	250	1,107	4.4	41	6	11/8
1980	Dorsett, Tony	278	1,185	4.3	56	11	6/6
1981	Dorsett, Tony	342	1,646	4.8	75t	4	2/2
1982	Dorsett, Tony	177	745	4.2	99t	5	2/1
1983	Dorsett, Tony	289	1,321	4.6	77	8	6/5
1984	Dorsett, Tony	302	1,189	3.9	31t	8	7/7
1985	Dorsett, Tony	305	1,307	4.3	60t	7	6/4
1986	Dorsett, Tony	184	748	4.1	33	5	19/11
1987	Walker, Herschel	209	891	4.3	60t	7	6/3
1988	Walker, Herschel	361	1,514	4.2	38	5	2/1
1989	Palmer, Paul	112	446	4.0	63t	2	39/18
1990	* Smith, Emmitt	241	937	3.9	48t	11	10/5
1991	Smith, Emmitt	365	1,563	4.3	75t	12	1/1
1992	Smith, Emmitt	373	1,713	4.6	68t	18	1/1
1993	Smith, Emmitt	283	1,486	5.3	62t	9	1/1
1994	Smith, Emmitt	368	1,484	4.0	46	21	3/2
1995	Smith, Emmitt	377	1,773	4.7	60t	25	1/1
1996	Smith, Emmitt	327	1,204	3.7	42	12	8/4
1997	Smith, Emmitt	261	1,074	4.1	44	4	12/5
1998	Smith, Emmitt	319	1,332	4.2	32	13	5/4
1999	Smith, Emmitt	329	1,397	4.2	63t	11	4/2
2000	Smith, Emmitt	294	1,203	4.1	52	9	13/4
2001	Smith, Emmitt	261	1,021	3.9	44	3	15/7
2002	Smith, Emmitt	254	975	3.8	30t	5	20/8
2003	Hambrick, Troy	275	972	3.5	42	5	19/8
2004	* Jones, Julius	197	819	4.2	53	7	28/14
2005	Jones, Julius	257	993	3.9	51	5	17/8
2006	Jones, Julius	267	1,084	4.1	77t	4	17/10
2007	Barber, Marion	204	975	4.8	54	10	18/8
2008	Barber, Marion	238	885	3.7	35	7	21/12
2009	Barber, Marion	214	932	4.4	35	7	17/7
2010	Jones, Felix	185	800	4.3	34	1	23/9
2011	* Murray, DeMarco	164	897	5.5	91t	2	22/9
2012	Murray, DeMarco	161	663	4.1	48	4	29/15
2013	Murray, DeMarco	217	1,121	5.2	43	9	10/8
2014	Murray, DeMarco	392	1,845	4.7	51	13	1/1
2015	McFadden, Darren	239	1,089	4.6	50	3	4/4
2016	* Elliott, Ezekiel	322	1,631	5.1	60t	15	1/1
2017	Elliott, Ezekiel	242	983	4.1	30	7	10/4
2018	Elliott, Ezekiel	304	1,434	4.7	41	6	1/1
2019	Elliott, Ezekiel	301	1,357	4.5	33t	12	4/2

PASSING (rating)

Year	Player	Att.	Comp.	Pct.	Yards	TD	Int.	Rating	NFL/NFC Rank
1960	LeBaron, Eddie	225	111	49.3	1,736	12	25	53.4	8
1961	LeBaron, Eddie	236	120	50.8	1,741	14	16	66.5	9
1962	LeBaron, Eddie	166	95	57.2	1,436	16	9	95.3	3
1963	Meredith, Don	310	167	53.9	2,381	17	18	73.2	10
1964	Meredith, Don	323	158	48.9	2,143	9	16	67.3	15
1965	Meredith, Don	305	141	46.2	2,415	22	13	79.7	8
1966	Meredith, Don	344	177	51.5	2,805	24	12	87.7	4
1967	Meredith, Don	255	128	50.2	1,834	16	16	68.6	8
1968	Meredith, Don	309	171	55.3	2,500	21	12	88.3	2
1969	Morton, Craig	302	162	53.6	2,619	21	15	85.4	5
1970	Morton, Craig	207	102	49.3	1,819	15	7	89.7	5/4
1971	Staubach, Roger	211	126	59.7	1,882	15	4	104.8	1/1
1972	Morton, Craig	339	185	54.6	2,396	15	21	65.9	15/7

STAFF
PLAYERS
2019 SEASON
LEADERS BY YEARS
PLAYOFF RECORDS
HISTORY
SIDELINES

STAFF

PLAYERS

2019 SEASON

LEADERS
BY YEARSPLAYOFF
RECORDS

HISTORY

SIDELINES

PASSING, CONT.

Year	Player	Att.	Comp.	Pct.	Yards	TD	Int.	Rating	NFL/NFC
									Rank
1973	Staubach, Roger	286	179	62.6	2,428	23	15	94.6	1/1
1974	Staubach, Roger	360	190	52.8	2,552	11	15	68.5	14/7
1975	Staubach, Roger	348	198	56.9	2,666	17	16	78.6	8/2
1976	Staubach, Roger	369	208	56.4	2,715	14	11	79.9	8/5
1977	Staubach, Roger	361	210	58.2	2,620	18	9	87.1	2/1
1978	Staubach, Roger	413	231	55.9	3,190	25	16	84.9	1/1
1979	Staubach, Roger	461	267	57.9	3,586	27	11	92.4	1/1
1980	White, Danny	436	260	59.6	3,287	28	25	80.8	9/7
1981	White, Danny	391	223	57.0	3,098	22	13	87.5	5/2
1982	White, Danny	247	156	63.2	2,079	16	12	91.1	4/2
1983	White, Danny	533	334	62.7	3,980	29	23	85.6	9/6
1984	White, Danny	233	126	54.1	1,580	11	11	71.5	22/11
1985	White, Danny	450	267	59.3	3,157	21	17	80.6	9/4
1986	Pelluer, Steve	378	215	56.9	2,727	8	17	67.9	20/9
1987	White, Danny	362	215	59.4	2,617	12	17	73.2	19/9
1988	Pelluer, Steve	435	245	56.3	3,139	17	19	73.9	16/9
1989	* Aikman, Troy	293	155	52.9	1,749	9	18	55.7	27/14
1990	Aikman, Troy	399	226	56.6	2,579	11	18	66.6	27/14
1991	Aikman, Troy	363	237	65.3	2,754	11	10	86.7	6/4
1992	Aikman, Troy	473	302	63.8	3,445	23	14	89.5	3/3
1993	Aikman, Troy	392	271	69.1	3,100	15	6	99.0	2/2
1994	Aikman, Troy	361	233	64.5	2,676	13	12	84.9	6/4
1995	Aikman, Troy	432	280	64.8	3,304	16	7	93.6	3/2
1996	Aikman, Troy	465	296	63.7	3,126	12	13	80.1	12/5
1997	Aikman, Troy	518	292	56.4	3,283	19	12	78.0	17/8
1998	Aikman, Troy	315	187	59.4	2,330	12	5	88.5	8/4
1999	Aikman, Troy	442	263	59.5	2,964	17	12	81.1	14/8
2000	Aikman, Troy	262	156	59.5	1,632	7	14	64.3	32/16
2001	* Carter, Quincy	176	90	51.1	1,072	5	7	63.0	DNQ
2002	* Hutchinson, Chad	250	127	50.8	1,555	7	8	66.3	29/14
2003	Carter, Quincy	505	292	57.8	3,302	17	21	71.4	24/11
2004	Testaverde, Vinny	495	297	60.0	3,532	17	20	76.4	26/13
2005	Bledsoe, Drew	499	300	60.1	3,639	23	17	83.7	17/8
2006	Romo, Tony	337	220	65.3	2,903	19	13	95.1	5/3
2007	Romo, Tony	520	335	64.4	4,211	36	19	97.4	5/1
2008	Romo, Tony	450	276	61.3	3,448	26	14	91.4	8/4
2009	Romo, Tony	550	347	63.1	4,483	26	9	97.6	8/4
2010	Kitna, Jon	318	209	65.7	2,365	16	12	88.9	14/6
2011	Romo, Tony	522	346	66.3	4,184	31	10	102.5	4/2
2012	Romo, Tony	648	425	65.6	4,903	28	19	90.5	10/6
2013	Romo, Tony	535	342	63.9	3,828	31	10	96.7	8/6
2014	Romo, Tony	435	304	69.9	3,705	34	9	113.2	1/1
2015	Weeden, Brandon	98	71	72.4	738	2	2	92.1	DNQ
2016	* Prescott, Dak	459	311	67.8	3,667	23	4	104.9	3/2
2017	Prescott, Dak	490	308	62.9	3,324	22	13	86.6	17/11
2018	Prescott, Dak	526	356	67.7	3,885	22	8	96.9	14/9
2019	Prescott, Dak	596	388	65.1	4,902	30	11	99.7	10/6

RECEIVING (receptions)

Year	Player	No.	Yards	Avg.	Long	TD	NFL/NFC
							Rank
1960	Doran, Jim	31	554	17.9	75t	3	21
1961	Howton, Billy	56	785	14.0	53	4	6
1962	Howton, Billy	49	706	14.4	69t	6	15
1963	Clarke, Frank	43	833	19.4	75t	10	3
1964	Clarke, Frank	65	973	15.0	49	5	3
1965	* Hayes, Bob	46	1,003	21.8	82t	12	13
1966	Hayes, Bob	64	1,232	19.3	95t	13	4
1967	Rentzel, Lance	58	996	17.2	74t	8	6
1968	Rentzel, Lance	54	1,009	18.7	65t	6	3
1969	Rentzel, Lance	43	960	22.3	75t	12	20
1970	Hayes, Bob	34	889	26.1	89t	10	45/26
1971	Garrison, Walt	40	396	9.9	36	1	23/10
1972	Hill, Calvin	43	364	8.5	33t	3	18/9
1973	Hill, Calvin	32	290	9.1	29	0	36/21
1974	Pearson, Drew	62	1,087	17.9	50t	2	3/2
1975	Pearson, Drew	46	822	17.9	46t	8	16/9
1976	Pearson, Drew	58	806	13.9	54	6	4/1
1977	Pearson, Drew	48	870	18.1	67	2	9/3
1978	Pearson, Preston	47	526	11.2	34	0	26/15
1979	Hill, Tony	60	1,062	17.7	75t	10	12/6
1980	Hill, Tony	60	1,055	17.6	58t	8	16/9
1981	Hill, Tony	46	953	20.7	63t	4	47/26
	Springs, Ron	46	359	7.8	32t	2	
1982	Hill, Tony	35	526	15.0	47	1	22/8
1983	Springs, Ron	73	589	8.1	80t	1	9/4
1984	Cosbie, Doug	60	789	13.2	36	4	28/12
1985	Hill, Tony	74	1,113	15.0	53t	7	9/3
1986	Walker, Herschel	76	837	11.0	84t	2	9/4
1987	Walker, Herschel	60	715	11.9	44	1	5/4

1988	Alexander, Ray.....	54	788	14.6	50t	6	34/21
1989	Martin, Kelvin.....	46	644	14.0	46	2	53/26
1990	Martin, Kelvin.....	64	732	11.4	45	0	17/9
1991	Irvin, Michael.....	93	1,523	16.4	66t	8	2/1
1992	Irvin, Michael.....	78	1,396	17.9	87t	7	7/4
1993	Irvin, Michael.....	88	1,330	15.1	61t	7	3/3
1994	Irvin, Michael.....	79	1,241	15.7	65t	6	13/8
1995	Irvin, Michael.....	111	1,603	14.4	50	10	5/5
1996	Irvin, Michael.....	64	962	15.0	61	2	27/15
1997	Irvin, Michael.....	75	1,180	15.7	55	9	12/7
1998	Irvin, Michael.....	74	1,057	14.3	51	1	14/6
1999	Ismail, Raghib.....	80	1,097	13.7	76t	6	12/8
2000	McKnight, James.....	52	926	17.8	48	2	61/31
2001	Ismail, Rabhib.....	53	834	15.7	80t	2	54/24
2002	Galloway, Joey.....	61	908	14.9	80t	6	39/18
2003	Anderson, Richie.....	69	493	7.1	37	4	21/10
2004	Witten, Jason.....	87	980	11.3	42t	6	11/7
2005	Johnson, Keyshawn.....	71	839	11.8	34	6	23/9
2006	Owens, Terrell.....	85	1,180	13.9	56t	13	13/6
2007	Witten, Jason.....	96	1,145	11.9	53	7	10/3
2008	Witten, Jason.....	81	952	11.8	42	4	14/6
2009	Witten, Jason.....	94	1,030	11.0	69	2	9/3
2010	Witten, Jason.....	94	1,002	10.7	33	9	3/2
2011	Witten, Jason.....	79	942	11.9	64	5	15t/11t
2012	Witten, Jason.....	110	1,039	9.4	36	3	5/3
2013	Bryant, Dez.....	93	1,233	13.3	79	13	7/3
2014	Bryant, Dez.....	88	1,320	15.0	68	16	12/8
2015	Witten, Jason.....	77	713	9.3	35	3	25t/12t
2016	Beasley, Cole.....	75	833	11.1	47	5	28t/16t
2017	Bryant, Dez.....	69	838	12.1	50t	6	24t/12
2018	Elliott, Ezekiel.....	77	567	7.4	38t	3	22t/14t
2019	Cooper, Amari.....	79	1,189	15.1	53t	8	8/5

STAFF
PLAYERS
2019 SEASON

PUNTING (net)

Year	Player	No.	Yards	Avg.	TB	IN20	Long	Had Bk	NET	NFL/NFC Rank
1960	Sherer, Dave.....	57	2,420	42.5	4	15	67	0	39.5	7
1961	* Green, Allen.....	60	2,236	37.3	3	6	53	1	32.5	14
1962	Baker, Sam.....	57	2,589	45.4	4	13	72	0	40.7	3
1963	Baker, Sam.....	71	3,138	44.2	4	13	64	0	40.6	7
1964	* Lothridge, Billy.....	62	2,501	40.3	5	17	75	0	38.1	15
1965	Villanueva, Danny.....	60	2,505	41.8	8	11	58	0	37.9	10
1966	Villanueva, Danny.....	64	2,551	39.9	3	14	58	1	36.7	13
1967	Villanueva, Danny.....	67	2,707	40.4	4	9	57	0	35.2	9
1968	Widby, Ron.....	59	2,415	40.9	7	17	84	0	36.4	5
1969	Widby, Ron.....	63	2,729	43.3	4	9	62	0	37.2	2
1970	Widby, Ron.....	68	2,847	41.9	6	10	59	1	35.4	10/2
1971	Widby, Ron.....	55	2,329	42.3	6	8	59	1	35.3	8/3
1972	* Bateman, Marv.....	51	1,949	38.2	3	4	61	0	36.2	24/13
1973	Bateman, Marv.....	53	2,290	43.2	5	14	62	2	37.1	11/7
1974	* Carrell, Duane.....	40	1,591	39.8	5	15	59	0	31.4	11/5
1975	* Hoopes, Mitch.....	67	2,676	39.9	8	15	55	1	33.2	16/9
1976	White, Danny.....	70	2,690	38.4	12	13	54	2	30.5	20/9
1977	White, Danny.....	80	3,171	39.6	10	25	57	1	33.2	12/8
1978	White, Danny.....	76	3,076	40.5	11	16	56	1	33.1	8/5
1979	White, Danny.....	76	3,168	41.7	9	21	73	0	36.0	4/2
1980	White, Danny.....	71	2,903	40.9	11	17	58	0	34.9	10/5
1981	White, Danny.....	81	3,284	40.8	7	19	60	0	36.0	14/8
1982	White, Danny.....	37	1,542	41.7	2	6	56	0	37.4	8/5
1983	White, Danny.....	38	1,543	40.6	3	6	50	1	32.9	DNQ
1984	White, Danny.....	82	3,151	38.4	8	21	54	0	34.6	28/14
1985	Saxon, Mike.....	81	3,396	41.9	10	20	57	1	35.5	13/8
1986	Saxon, Mike.....	86	3,498	40.7	10	28	58	1	34.5	15/9
1987	Saxon, Mike.....	68	2,685	39.5	5	20	63	0	34.2	20/10
1988	Saxon, Mike.....	80	3,271	40.9	15	24	55	0	34.2	10/4
1989	Saxon, Mike.....	79	3,233	40.9	6	19	56	2	34.3	10/6
1990	Saxon, Mike.....	79	3,413	43.2	8	20	62	0	35.6	4/2
1991	Saxon, Mike.....	57	2,426	42.6	5	19	64	0	36.8	11/6
1992	Saxon, Mike.....	61	2,620	43.0	9	19	58	0	33.5	9/5
1993	* Jett, John.....	56	2,342	41.8	3	22	59	0	37.7	21/10
1994	Jett, John.....	70	2,935	41.9	4	26	58	0	35.4	14/6
1995	Jett, John.....	53	2,166	40.9	6	17	58	0	34.5	24/12
1996	Jett, John.....	74	3,150	42.6	9	22	60	0	36.8	18/8
1997	* Gowin, Toby.....	86	3,592	41.8	9	26	72	0	35.4	27/13
1998	Gowin, Toby.....	77	3,342	43.4	14	31	65	1	36.6	17/7
1999	Gowin, Toby.....	81	3,500	43.2	10	24	64	0	35.1	7/2
2000	* Knorr, Micah.....	58	2,485	42.8	8	12	60	0	35.8	11/4
2001	Knorr, Micah.....	78	3,135	40.2	6	25	57	3	31.1	27/15
2002	Knorr, Micah.....	47	1,928	41.0	4	11	56	0	35.1	21/12
2003	Gowin, Toby.....	94	3,665	39.0	8	25	59	0	34.9	28/15
2004	McBriar, Mat.....	75	3,182	42.4	7	22	68	0	35.1	14/7
2005	McBriar, Mat.....	81	3,439	42.5	9	28	63	0	37.1	20/8
2006	McBriar, Mat.....	56	2,697	48.2	10	22	75	0	38.6	4/1

LEADERS BY YEARS
PLAYOFF RECORDS
HISTORY
SIDELINES

STAFF

PUNTING, CONT.

Year	Player	No.	Yards	Avg.	TB	IN20	Long	Had Blk	NET	NFL/NFC Rank
2007	McBriar, Mat	63	2,970	47.1	7	17	64	0	38.5	4/3
2008	Paulescu, Sam	53	2,213	41.8	5	14	70	0	35.2	26/11
2009	McBriar, Mat	72	3,249	45.1	3	38	63	0	39.9	10/5
2010	McBriar, Mat	65	3,115	47.9	8	22	65	1	41.7	1/1
2011	McBriar, Mat	58	2,542	43.8	7	21	68	1	36.1	29/14
2012	Moorman, Brian	56	2,497	44.6	3	22	64	0	38.9	21/10t
2013	Jones, Chris	77	3,467	45.0	6	30	62	0	39.1	20/11
2014	Jones, Chris	57	2,586	45.4	2	21	64	1	39.8	14/6
2015	Jones, Chris	69	3,117	45.2	1	27	61	0	42.5	3/2
2016	Jones, Chris	58	2,661	45.9	4	25	66	1	40.5	13/8
2017	Jones, Chris	66	2,908	44.1	5	34	62	0	41.4	8/5
2018	Jones, Chris	60	3,670	44.5	2	17	63	0	39.6	18/12
2019	Jones, Chris	50	2,079	41.6	2	18	58	1	37.0	31/15

PLAYERS

SCORING

Year	Player	TD	PAT	TWO PT.	FG	Tot.	NFL/NFC Rank
1960	Cone, Fred	0	21	-	6	39	27
1961	Clarke, Frank	9	0	-	0	54	22
1962	Baker, Sam	0	50	-	14	92	6
1963	Baker, Sam	0	38	-	9	65	14
1964	* Van Raaphorst, Dick	0	28	-	14	70	13
1965	Villaneuva, Danny	0	37	-	16	85	10
1966	Villaneuva, Danny	0	56	-	17	107	2
1967	Hayes, Bob	11	0	-	0	66	16
	Reeves, Dan	11	0	-	0	66	
1968	Clark, Mike	0	54	-	17	105	2
1969	Clark, Mike	0	43	-	20	103	2
1970	Clark, Mike	0	35	-	18	89	12/8
1971	Clark, Mike	0	47	-	13	86	13/7
1972	Fritsch, Toni	0	36	-	21	99	7/3
1973	Fritsch, Toni	0	43	-	18	97	11/7
1974	* Herrera, Efren	0	33	-	8	57	26/9
1975	Fritsch, Toni	0	38	-	22	104	3/2
1976	Herrera, Efren	0	34	-	18	88	6/4
1977	Herrera, Efren	0	39	-	18	93	3/2
1978	Septien, Rafael	0	46	-	16	94	5/2
1979	Septien, Rafael	0	40	-	19	97	8/3
1980	Septien, Rafael	0	59	-	11	92	13/6
1981	Septien, Rafael	0	40	-	27	121	1/1
1982	Septien, Rafael	0	28	-	10	58	11/5
1983	Septien, Rafael	0	57	-	22	123	5/5
1984	Septien, Rafael	0	33	-	23	102	13/6
1985	Septien, Rafael	0	42	-	19	99	17/8
1986	Septien, Rafael	0	43	-	15	88	20/9
1987	Ruzek, Roger	0	26	-	22	92	5/3
1988	Ruzek, Roger	0	27	-	12	63	36/17
1989	Ruzek, Roger	0	14	-	5	29	DNQ
1990	* Willis, Ken	0	26	-	18	80	25/13
1991	Willis, Ken	0	37	-	27	118	3/2
1992	* Elliott, Lin	0	47	-	24	119	4/3
1993	Murray, Eddie	0	38	-	28	122	6/3
1994	Smith, Emmitt	22	0	-	0	132	2/1
1995	Smith, Emmitt	25	0	0	0	150	1/1
1996	Boniol, Chris	0	24	0	32	120	6/4
1997	Cunningham, Richie	0	24	0	34	126	2/1
1998	Cunningham, Richie	0	40	0	29	127	5/3
1999	Smith, Emmitt	13	0	0	0	78	31/15
2000	* Seder, Tim	1	27	0	25	108	14/7
2001	Seder, Tim	1	12	0	11	51	53/23
2002	* Cundiff, Billy	0	25	0	12	61	43/20
2003	Cundiff, Billy	0	30	0	23	99	23/12
2004	Cundiff, Billy	0	31	0	20	91	26/12
2005	Cortez, Jose	0	13	0	12	49	58/28
2006	Barber, Marion	16	0	0	0	96	31/11t
2007	* Folk, Nick	0	53	0	26	131	4/2
2008	Folk, Nick	0	42	0	20	102	4/2
2009	Folk, Nick	0	36	0	18	90	23/9
2010	Buehler, David	0	42	0	24	114	10/4
2011	* Bailey, Dan	0	39	0	32	135	5/4
2012	Bailey, Dan	0	37	0	29	124	10/6
2013	Bailey, Dan	0	47	0	28	131	9t/4
2014	Bailey, Dan	0	56	0	25	131	8/4
2015	Bailey, Dan	0	25	0	30	115	12/7
2016	Bailey, Dan	0	46	0	27	127	8t/6
2017	Bailey, Dan	0	26	0	15	71	33/17
2018	Maher, Brett	0	32	0	29	119	11/6
2019	Maher, Brett	0	36	0	20	96	24t/14t

2019 SEASON

LEADERS BY YEARS

PLAYOFF RECORDS

HISTORY

SIDELINES

FIELD GOALS (made)

Year	Player	Att.	Made	Pct.	Long	NFL/NFC Rank
1960	Cone, Fred	13	6	.462	45	12
1961	Bielski, Dick	9	6	.667	42	13
1962	Baker, Sam	27	14	.519	53	3
1963	Baker, Sam	20	9	.450	53	12
1964	* Van Raaphorst, Dick	29	14	.483	43	8
1965	Villaneuva, Danny	27	16	.593	41	7
1966	Villaneuva, Danny	31	17	.548	37	8
1967	Villaneuva, Danny	23	9	.391	34	14
1968	Clark, Mike	29	17	.586	50	7
1969	Clark, Mike	36	20	.555	47	5
1970	Clark, Mike	27	18	.667	43	7/4
1971	Clark, Mike	25	13	.520	48	19/9
1972	Fritsch, Toni	36	21	.583	54	18/8
1973	Fritsch, Toni	28	18	.643	37	12/4
1974	* Herrera, Efren	13	6	.615	39	11/5
1975	Fritsch, Toni	35	22	.629	43	14/8
1976	Herrera, Efren	23	18	.783	46	1/1
1977	Herrera, Efren	29	18	.621	52	12/1
1978	Septien, Rafael	26	16	.615	48	17/9
1979	Septien, Rafael	29	19	.655	51	9/4
1980	Septien, Rafael	17	11	.647	52	13/7
1981	Septien, Rafael	35	27	.771	47	4/3
1982	Septien, Rafael	14	10	.714	53	13/6
1983	Septien, Rafael	27	22	.815	47	7/3
1984	Septien, Rafael	29	23	.793	52	4/3
1985	Septien, Rafael	28	19	.679	53	18/9
1986	Septien, Rafael	21	15	.714	50	11/5
1987	Ruzek, Roger	25	22	.880	49	2/1
1988	Ruzek, Roger	22	12	.546	50	25/14
1989	Zendejas, Luis	9	5	.556	47	DNO
1990	* Willis, Ken	25	18	.720	49	17/8
1991	Willis, Ken	39	27	.692	54	21/11
1992	* Elliott, Lin	35	24	.686	53	18/10
1993	Murray, Eddie	33	28	.848	52	5/3
1994	* Boniol, Chris	29	22	.759	47	18/6
1995	Boniol, Chris	28	27	.964	45	1/1
1996	Boniol, Chris	36	32	.889	52	1/2
1997	Cunningham, Richie	37	34	.919	53	2/1
1998	Cunningham, Richie	35	29	.829	54	11/5
1999	Cunningham, Richie	22	12	.545	47	30/15
2000	* Seder, Tim	33	25	.758	48	20/11
2001	Hilbert, Jon	15	11	.733	43	31/15
	Seder, Tim	17	11	.647	46	
2002	* Cundiff, Billy	19	12	.632	48	30/15
2003	Cundiff, Billy	29	23	.793	52	16/6
2004	Cundiff, Billy	26	20	.769	49	25/12
2005	Cortez, Jose	16	12	.750	45	31/15
2006	Vanderjagt, Mike	18	13	.722	50	
2007	* Folk, Nick	31	26	.839	53	20/9
2008	Folk, Nick	22	20	.909	52	26t/14t
2009	Folk, Nick	28	18	.643	51	23t/11t
2010	Buehler, David	32	24	.750	53	13t/7t
2011	* Bailey, Dan	37	32	.865	51	3t/2
2012	Bailey, Dan	31	29	.935	51	8t/5t
2013	Bailey, Dan	30	28	.933	53	12/5
2014	Bailey, Dan	29	25	.862	56	17t/8t
2015	Bailey, Dan	32	30	.938	54	5t/3t
2016	Bailey, Dan	32	27	.844	56	13t/8
2017	Bailey, Dan	20	15	.750	56	27t/13t
2018	Maher, Brett	36	29	.806	62	7/4
2019	Maher, Brett	30	20	.667	63	24t/15

KICKOFF RETURNS (avg.)

Year	Player	No.	Yards	Avg.	Long	TD	NFL/NFC Rank
1960	Franckhauser, Tom	25	509	19.8	46	0	19
1961	* Marsh, Amos	26	667	25.7	79	0	13
1962	Marsh, Amos	29	725	25.0	101t	1	10
1963	* Stiger, Jim	18	432	24.0	66	0	12
1964	* Renfro, Mel	40	1,017	25.4	65	0	7
1965	Renfro, Mel	21	630	30.0	100t	1	4
1966	Renfro, Mel	19	487	25.6	87t	1	9
1967	Garrison, Walt	20	366	18.3	36	0	23
1968	Baynham, Craig	23	590	25.7	40	0	7
1969	* Flowers, Richmond	11	283	25.7	30	0	29
1970	* Thomas, Duane	19	416	21.9	33	0	23/10
1971	Harris, Cliff	29	823	28.4	77	0	4/4
1972	Harris, Cliff	26	615	23.7	44	0	23/11

KICKOFF RETURNS, CONT.

Year	Player	No.	Yards	Avg.	Long	TD	NFL/NFC	
							Rank	
1973	Montgomery, Mike	6	175	29.2	63	0		DNQ
1974	* Morgan, Dennis	35	823	23.5	43	0		21/11
1975	Pearson, Preston	16	391	24.4	42	0		13/7
1976	* Johnson, Butch	28	693	24.8	74	0		11/5
1977	Johnson, Butch	22	536	24.4	64	0		9/5
1978	Johnson, Butch	29	603	20.8	56	0		27/12
1979	* Springs, Ron	38	780	20.5	70	0		25/12
1980	* Jones, James	32	720	22.5	41	0		11/6
1981	Jones, James	27	517	19.1	33	0		36/17
1982	Fellows, Ron	16	359	22.4	35	0		16/9
1983	Fellows, Ron	43	855	19.9	53	0		26/12
1984	Allen, Gary	33	666	20.2	34	0		24/11
1985	* Lavette, Robert	34	682	20.1	34	0		27/13
1986	Lavette, Robert	36	699	19.4	37	0		27/12
1987	Clack, Darryl	29	635	21.9	48	0		9/7
1988	Burbage, Cornell	20	448	22.4	53	0		9/2
1989	* Dixon, James	47	1,181	25.1	97t	1		5/2
1990	Dixon, James	36	736	20.4	47	0		13/7
1991	Wright, Alexander	21	514	24.5	102t	1		3/2
1992	Martin, Kelvin	24	503	21.0	59	0		13/10
1993	* Williams, Kevin	31	689	22.2	49	0		8/6
1994	Williams, Kevin	43	1,148	26.7	87t	1		4/3
1995	Williams, Kevin	49	1,108	22.6	43	0		16/6
1996	Walker, Herschel	27	779	28.9	89	0		2/2
1997	Walker, Herschel	50	1,167	23.3	49	0		16/10
1998	Mathis, Kevin	25	621	24.8	42	0		13/6
1999	Tucker, Jason	22	613	27.9	79	0		2/2
2000	Tucker, Jason	51	1,099	21.5	90	0		27/13
2001	Swinton, Reggie	56	1,327	23.7	77	0		9/7
2002	Swinton, Reggie	28	697	24.9	100t	1		10/6
2003	* Smith, Zuriel	23	495	21.5	54	0		26/14
2004	Lee, ReShard	41	964	23.5	62	0		13/7
2005	* Thompson, Tyson	57	1,399	24.5	49	0		9/4
2006	* Austin, Miles	29	753	26.0	37	0		9/3
2007	Austin, Miles	24	612	25.5	60	0		9/4
2008	Austin, Miles	29	624	21.5	36	0		33/18
2009	Jones, Felix	30	678	22.6	41	0		26/13
2010	* Owusu-Ansah, Akwasi	25	543	21.7	41	0		30/14
2011	* Harris, Dwayne	8	231	28.9	51	0		DNQ
2012	* Dunbar, Lance	12	261	21.8	44	0		DNQ
2013	Harris, Dwayne	28	857	30.6	90	0		2/2
2014	Harris, Dwayne	30	742	24.7	42	0		12/7
2015	* Whitehead, Lucky	16	452	28.3	79	0		DNQ
2016	Whitehead, Lucky	17	394	23.2	33	0		DNQ
2017	* Switzer, Ryan	24	600	25.0	61	0		3/3
2018	Thompson, Deonte	6	147	24.5	35	0		DNQ
2019	Pollard, Tony	14	245	17.5	30	0		DNQ

PUNT RETURNS (avg.)

Year	Player	No.	Yards	Avg.	Long	TD	NFL/NFC	
							Rank	
1960	Butler, Bill	13	131	10.1	46	0		2
1961	* Marsh, Amos	14	71	5.1	19	0		14
1962	Lockett, J.W.	8	45	5.6	17	0		14
1963	* Stiger, Jim	14	141	10.1	45	0		6
1964	* Renfro, Mel	32	418	13.1	69t	1		3
1965	Renfro, Mel	24	145	6.0	35	0		9
1966	Hayes, Bob	17	106	6.2	18	0		7
1967	Hayes, Bob	24	276	11.5	69t	1		2
1968	Hayes, Bob	15	312	20.8	90t	2		1
1969	Hayes, Bob	18	179	9.9	50	0		3
1970	Hayes, Bob	15	116	7.7	34	0		20/7
1971	Harris, Cliff	17	129	7.6	35	0		11/4
1972	Harris, Cliff	19	78	4.1	21	0		21/11
1973	* Richards, Golden	21	139	6.6	46	0		23/10
1974	* Morgan, Dennis	19	287	15.1	98t	1		3/2
1975	Richards, Golden	28	288	10.3	43t	1		12/5
1976	* Johnson, Butch	45	489	10.9	55	0		8/4
1977	Johnson, Butch	50	423	8.5	38	0		20/7
1978	Johnson, Butch	51	401	7.9	23	0		18/9
1979	* Wilson, Steve	35	236	6.8	13	0		20/7
1980	* Jones, James	54	548	10.1	52	0		5/4
1981	Jones, James	33	188	5.7	17	0		28/14
1982	Fellows, Ron	25	189	7.6	17	0		18/8
1983	Hill, Rod	30	232	7.7	37	0		20/10
1984	Allen, Gary	54	446	8.3	18	0		16/8
1985	Bates, Bill	22	152	6.9	21	0		20/8
1986	Banks, Gordon	27	160	5.9	20	0		22/11
1987	* Martin, Kelvin	22	216	9.8	38	0		12/7
1988	Martin, Kelvin	44	360	8.2	21	0		17/7

1989	Shepard, Derrick.....	24	160	6.7	17	0	-
1990	Shepard, Derrick.....	20	121	6.1	13	0	20/13
1992	Martin, Kelvin.....	42	532	12.7	79t	2	2/2
1991	Martin, Kelvin.....	21	244	11.6	85t	1	3/3
1993	* Williams, Kevin.....	36	381	10.6	64t	2	8/3
1994	Williams, Kevin.....	39	349	8.9	83t	1	13/6
1995	Williams, Kevin.....	18	166	9.2	30	0	DNQ
1996	Martin, Kelvin.....	41	373	9.1	22	0	16/7
1997	Sanders, Deion.....	33	407	12.3	83t	1	5/3
1998	Sanders, Deion.....	24	375	15.6	69t	2	1/1
1999	Sanders, Deion.....	30	344	11.5	76	1	7/4
2000	McGarity, Wane.....	30	353	11.8	64t	2	8/3
2001	Swinton, Reggie.....	31	414	13.4	65t	1	3/2
2002	Galloway, Joey.....	15	181	12.1	71	0	DNQ
2003	Galloway, Joey.....	20	178	8.9	36	0	20/8
2004	* Frazier, Lance.....	24	229	9.5	55	0	11/5
2005	Crayton, Patrick.....	23	166	7.2	25	0	19/10
2006	Newman, Terence.....	20	202	10.1	56t	1	12/5
2007	Crayton, Patrick.....	22	201	9.1	49	0	14/5
2008	Jones, Adam.....	21	95	4.5	18	0	26/3
2009	Crayton, Patrick.....	36	437	12.1	82t	2	3/2
2010	* Bryant, Dez.....	15	215	14.3	93t	2	DNQ
2011	Bryant, Dez.....	15	103	6.9	20	0	DNQ
2012	Harris, Dwayne.....	22	354	16.1	78t	1	2/1
2013	Harris, Dwayne.....	20	256	12.8	86t	1	2/2
2014	Harris, Dwayne.....	30	275	9.2	38	0	9/6
2015	* Whitehead, Lucky.....	19	110	5.8	28	0	DNQ
2016	Whitehead, Lucky.....	25	195	7.8	39	0	15/8
2017	* Switzer, Ryan.....	29	256	8.8	83t	1	12/8
2018	Austin, Tavon.....	10	58	5.8	22	0	DNQ
2019	Austin, Tavon.....	17	84	4.9	15	0	DNQ

INTERCEPTIONS

Year	Player	No.	Yards	Avg.	Long	TD	NFL/NFC
							Rank
1960	Bishop, Don.....	3	13	4.3	13	0	25
	Franckhauser, Tom.....	3	11	3.7	9	0	
1961	Bishop, Don.....	8	172	21.5	57	0	2
1962	Bishop, Don.....	6	134	22.3	44	0	9
1963	Green, Cornell.....	7	211	30.1	55	0	6
1964	* Renfro, Mel.....	7	110	15.7	39t	1	4
1965	Green, Cornell.....	3	49	16.3	43	0	27
	Livingston, Warren.....	3	5	1.7	5	0	
	* Logan, Obert.....	3	5	1.7	3	0	
1966	Green, Cornell.....	4	88	22.0	41	1	21
1967	Green, Cornell.....	7	52	7.4	28	0	7
	Renfro, Mel.....	7	38	5.4	30	0	
1968	Howley, Chuck.....	6	115	19.2	58	1	11
1969	Renfro, Mel.....	10	118	11.8	41	0	1
1970	* Waters, Charlie.....	5	45	9.0	20	0	16/9
1971	Adderley, Herb.....	6	182	30.3	46	0	9/4
1972	Waters, Charlie.....	6	132	22.0	56t	1	7/3
1973	Jordan, Lee Roy.....	6	78	13.0	31t	1	4/2
1974	Harris, Cliff.....	3	8	2.7	8	0	42/20
1975	Jordan, Lee Roy.....	6	80	13.3	38	0	7/4
1976	Washington, Mark.....	4	49	12.3	22	0	24/11
1977	Harris, Cliff.....	5	7	1.4	7	0	16/7
1978	Barnes, Benny.....	5	72	14.4	38	0	25/14
1979	Hughes, Randy.....	2	91	45.5	68	0	93/45
	Harris, Cliff.....	2	35	17.5	20	0	
	Barnes, Benny.....	2	20	10.0	11	0	
	Lewis, D.D.....	2	8	4.0	5	0	
	Kyle, Aaron.....	2	0	0.0	0	0	
1980	Thurman, Dennis.....	5	114	22.8	78t	1	24/10
	Waters, Charlie.....	5	78	15.6	29	0	
1981	* Walls, Everson.....	11	133	12.1	33	0	1/1
1982	Walls, Everson.....	7	61	8.7	37	0	1/1
1983	Thurman, Dennis.....	6	49	8.2	34	0	15/8
1984	Downs, Michael.....	7	126	18.0	27t	1	4/2
1985	Walls, Everson.....	9	31	3.4	19	0	1/1
1986	Downs, Michael.....	6	54	9.0	31	0	11/7
1987	Walls, Everson.....	5	38	7.6	30	0	7/4
1988	Williams, Robert.....	2	18	9.0	12	0	81/47
	Downs, Michael.....	2	3	1.5	3	0	
	Walls, Everson.....	2	0	0.0	0	0	
1989	Lockhart, Eugene.....	2	14	7.0	12	0	81/41
1990	Holt, Issiac.....	3	72	24.0	64t	1	33/17
	Washington, James.....	3	24	8.0	13	0	
1991	Holt, Issiac.....	4	2	0.5	2	0	23/13
1992	Washington, James.....	3	31	10.3	16	0	43/20
	Gant, Kenneth.....	3	19	6.3	11	0	
1993	Smith, Kevin.....	6	56	9.3	32t	1	7/2

INTERCEPTIONS, CONT.

Year	Player	No.	Yards	Avg.	Long	TD	NFL/NFC	
							Rank	
1994	Woodson, Darren	5	140	28.0	94t	1	10/5	
	Washington, James	5	43	8.6	25	0		
1995	Brown, Larry	6	124	20.7	65t	2	5/4	
	Marion, Brock	6	40	6.7	32t	1		
1996	Smith, Kevin	5	45	9.0	24	0	11/6	
	Woodson, Darren	5	43	8.6	21	0		
1997	Sanders, Deion	2	81	40.5	50t	1	51/34	
	* Stoutmire, Omar	2	8	4.0	8	0		
1998	Sanders, Deion	5	153	30.6	71t	1	14/5	
1999	Coakley, Dexter	4	119	29.8	46t	1	25/12	
2000	Sparks, Phillippi	5	59	11.8	43	0	17/9	
2001	Woodson, Darren	3	11	3.7	6	0	35/21	
2002	* Williams, Roy	5	90	18.0	85t	2	10/4	
	* Ross, Derek	5	17	3.4	12	0		
2003	* Newman, Terence	4	23	5.8	25	0	21/10	
2004	Newman, Terence	4	31	7.8	21	0	21/10	
2005	Glenn, Aaron	4	10	2.5	10	0	19/9	
2006	Williams, Roy	5	33	6.6	27	0	10t/4t	
2007	Henry, Anthony	6	81	13.5	28t	1	5t/3	
2008	Newman, Terence	4	2	0.5	2	0	14t/7t	
2009	Jenkins, Mike	5	0	0.0	0	0	12t/8t	
	Sensabaugh, Gerald	5	26	5.2	10	0		
2010	Newman, Terence	5	16	3.2	30	0	10t/5t	
	Lee, Sean	4	87	21.8	37	0		
2011	Newman, Terence	4	80	20.0	43t	1	12t/8t	
	Carr, Brandon	3	120	40.0	47t	1	29t/17t	
2012	Lee, Sean	4	174	43.5	74	1	11t/8t	
2013	Carter, Bruce	5	72	14.4	35	1	3t/2t	
2014	Heath, Jeff	2	19	9.5	19	0	48t/23t	
2015	Church, Barry	2	14	7.0	14	0	47t/23t	
2016	Heath, Jeff	3	20	6.7	14	0	26t/10t	
2017	* Vander Esch, Leighton	2	56	28.0	28	0	53t/25t	
	Woods, Xavier	2	15	7.5	15	0		
2018	Woods, Xavier	2	38	19.0	29	0	21t/44t	
	Lewis, Jourdan	2	20	10.0	20	0		

TACKLES

Year	Player	Solo	Asst	Total	Year	Player	Solo	Asst	Total
1977	Breunig, Bob	73	57	130	1999	Godfrey, Randall	95	48	143
1978	Breunig, Bob	71	64	135	2000	Hambrick, Darren	78	76	154
1979	Breunig, Bob	81	86	167	2001	Nguyen, Dat	104	68	172
1980	Breunig, Bob	69	60	129	2002	Coakley, Dexter	99	74	173
1981	Breunig, Bob	63	51	114	2003	Nguyen, Dat	93	47	140
1982	Downs, Michael	49	21	70	2004	Nguyen, Dat	93	42	135
1983	Breunig, Bob	69	57	126	2005	James, Bradie	72	37	109
1984	Downs, Michael	96	40	136	2006	James, Bradie	67	65	132
1985	Lockhart, Eugene	69	59	128	2007	James, Bradie	80	50	130
1986	Lockhart, Eugene	77	44	121	2008	James, Bradie	85	117	202
1987	Downs, Michael	58	28	86	2009	James, Bradie	89	92	181
1988	Bates, Bill	85	39	124	2010	James, Bradie	86	77	163
1989	Lockhart, Eugene	154	68	222	2011	Lee, Sean	91	40	131
1990	Lockhart, Eugene	72	67	139	2012	Spencer, Anthony	78	28	106
1991	Del Rio, Jack	77	53	130	2013	Church, Barry	100	47	147
1992	Norton, Ken	64	56	120	2014	Church, Barry	75	35	110
1993	Norton, Ken	93	66	159	2015	Lee, Sean	109	47	156
1994	Jones, Robert	83	79	162	2016	Lee, Sean	120	54	174
1995	Woodson, Darren	90	54	144	2017	Lee, Sean	91	27	118
1996	Strickland, Fred	87	66	153	2018	* Vander Esch, Leighton	125	51	176
1997	Marion, Brock	92	66	158	2019	Smith, Jaylon	116	52	168
1998	Woodson, Darren	74	62	136					

Tackles based on coaches film since 1977



SACKS

Year	Player	Sacks	Year	Player	Sacks	Year	Player	Sacks
1960	Gonzaga, John	2.0	1981	Jones, Ed	9.5	2002	Ellis, Greg	7.5
1961	Borden, Nate	3.0	1982	Martin, Harvey	8.0	2003	Ellis, Greg	8.0
	Howley, Chuck	3.0	1983	White, Randy	12.5	2004	Ellis, Greg	9.0
	Lilly, Bob	3.0	1984	White, Randy	12.5	2005	Ellis, Greg	8.0
1962	Lilly, Bob	10.0	1985	Jones, Ed	13.0		*Ware, DeMarcus	8.0
1963	Lilly, Bob	5.0	1986	Jeffcoat, Jeff	14.0	2006	Ware, DeMarcus	11.5
1964	Andrie, George	12.5	1987	Jones, Ed	10.0	2007	Ware, DeMarcus	14.0
1965	Andrie, George	14.5	1988	Cobb, Reggie	7.5	2008	Ware, DeMarcus	20.0
1966	Andrie, George	18.5		Noonan, Danny	7.5	2009	Ware, DeMarcus	11.0
1967	Andrie, George	11.5	1989	Jeffcoat, Jim	11.5	2010	Ware, DeMarcus	15.5
1968	Pugh, Jethro	15.5	1990	Stubbs, Daniel	7.5	2011	Ware, DeMarcus	19.5
1969	Pugh, Jethro	13.0		*Jones, Jimmie	7.5	2012	Ware, DeMarcus	11.5
1970	Pugh, Jethro	13.5	1991	Tolbert, Tony	7.0	2013	Hatcher, Jason	11.0
1971	Pugh, Jethro	13.0	1992	Jeffcoat, Jim	10.5	2014	Mincey, Jeremy	6.0
1972	Pugh, Jethro	7.5	1993	Tolbert, Tony	7.5	2015	Lawrence, DeMarcus	8.0
1973	Toomay, Pat	10.5	1994	Haley, Charles	12.5	2016	Mayowa, Benson	6.0
1974	Martin, Harvey	7.5	1995	Haley, Charles	10.5	2017	Lawrence, DeMarcus	14.5
1975	Martin, Harvey	9.5	1996	Tolbert, Tony	12.0	2018	Lawrence, DeMarcus	10.5
1976	Martin, Harvey	14.5	1997	Carver, Shante	6.0	2019	Quinn, Robert	11.5
1977	Martin, Harvey	23.0	1998	Pittman, Kavika	6.0			
1978	White, Randy	16.0	1999	Ellis, Greg	7.5			
1979	Martin, Harvey	8.5	2000	Ekuban, Ebenezer	6.5			
1980	Martin, Harvey	12.0	2001	Ellis, Greg	6.0			

Sacks became an official stat in 1982

SPECIAL TEAMS TACKLES

Year	Player	Solo	Asst	Total	Year	Player	Solo	Asst	Total
1988	Jax, Garth	13	11	24	2004	James, Bradie	6	18	24
1989	Bates, Bill	14	5	19	2005	Davis, Keith	12	4	16
1990	Bates, Bill	15	8	23	2006	Fowler, Ryan	10	14	24
1991	Gant, Kenneth	18	7	25	2007	Watkins, Patrick	14	11	25
1992	Woodson, Darren	14	5	19	2008	Davis, Keith	14	6	20
1993	Bates, Bill	9	16	25	2009	Hurd, Sam	17	2	19
1994	Brownlow, Darrick	18	9	27	2010	* McCray, Danny	25	3	28
1995	* Lang, David	17	13	30	2011	McCray, Danny	13	6	19
1996	Schwartz	24	8	32	2012	Frampton, Eric	18	3	21
1997	Williams, Charlie	16	10	26	2013	* Heath, Jeff	11	2	13
1998	* Reese, Izell	12	9	21	2014	Harris, Dwayne	11	7	18
1999	* Nguyen, Dat	11	7	18	2015	Heath, Jeff	6	3	9
2000	Reese, Izell	12	10	22	2016	Jones, Byron	9	1	10
2001	* Bell, Jason	15	6	21	2017	Jones, Byron	9	2	11
2002	Mackey, Louis	10	8	18	2018	Olawale, Jamize	12	1	13
2003	Dixon, Tony	11	9	20	2019	Goodwin, C.J.	7	3	10

* Rookie



Cowboys Individual Records

1960 — 12 games; 1961-77 — 14 games; 1978-2019 — 16 games.

NOTE: The 1982 regular season was reduced to nine games and the 1987 season to 15 games due to players' strikes.

The 16-game record (*) is listed in the top-three of all categories and is noted but may not necessarily be the third-place record.

SERVICE

Most Seasons

16	Jason Witten 2003-17, 2019
15	Ed Jones, 1974-78, 1980-89
15	Bill Bates, 1983-97
15	Mark Tuinei, 1983-97
15	Louis-Philippe Ladouceur, 2005-19
14	Bob Lilly, 1961-74
14	Lee Roy Jordan, 1963-76
14	Mel Renfro, 1964-77
14	Jethro Pugh, 1965-78
14	Randy White, 1975-88
14	Tom Raftery, 1976-89
14	Tony Romo, 2003-16

Most Games Played

255	Jason Witten, 2003-17, 2019
237	Louis-Philippe Ladouceur, 2005-19
224	Ed Jones, 1974-78, 1980-89

Most Consecutive Games Played

237	Louis-Philippe Ladouceur, 2005-19
235	Witten, Jason, 2003-17
196	Bob Lilly, 1961-74

Most Games Started

245	Jason Witten, 2003-17, 2019
203	Ed Jones, 1974-78, 1980-89
199	Emmitt Smith, 1990-2002

Most Consecutive Games Started

179	Jason Witten, 2003-17
154	Lee Roy Jordan, 1966-76
145	Cornell Green, 1964-74

SCORING

Most Seasons Leading Team

9	Rafael Septien, 1978-86
7	Dan Bailey, 2011-17
4	Mike Clark, 1968-71

Most Consecutive Seasons Leading Team

9	Rafael Septien, 1978-86
7	Dan Bailey, 2011-17
4	Mike Clark, 1968-71

POINTS

Career

986	Emmitt Smith, 1990-2002 (164-td, 1-2pt)
874	Rafael Septien, 1978-86 (388-pat, 162-fg)
834	Dan Bailey, 2011-17 (276-pat, 186-fg)

Season

150	Emmitt Smith, 1995 (25-td)
135	Dan Bailey, 2011 (39-pat, 32 fg)
132	Emmitt Smith, 1994 (22-td)

Most Seasons, 100 or More Points

6	Dan Bailey, 2011-16
3	Rafael Septien, 1981, 1983-84
3	Emmitt Smith, 1992, 1994-95
3	Chris Boniol, 1994-96

Season, Rookie

135	Dan Bailey, 2011 (39-pat, 32 fg)
131	Nick Folk, 2007 (53-pat, 26-fg)
126	Richie Cunningham 1997 (34-pat, 24-fg)

Game

24	Dan Reeves, vs. Atlanta, 11/5/67 (4 TDs)
24	Bob Hayes, vs. Houston, 12/20/70 (4 TDs)
24	Calvin Hill, @ Buffalo, 9/19/71 (4 TDs)
24	Duane Thomas, vs. St. Louis, 12/18/71 (4 TDs)
24	Emmitt Smith, vs. Phoenix, 12/16/90 (4 TDs)
24	Emmitt Smith, @ N.Y. Giants, 9/4/95 (4 TDs)
24	Terrell Owens, vs. Washington, 11/18/07 (4 TDs)

Game, Opponent

24	Dick James, @ Washington, 12/17/61
24	Harold Jackson, @ Rams, 10/14/73
24	Sterling Sharpe, vs. Green Bay, 11/24/94
24	Aaron Jones, vs. Green Bay, 10/6/19

Most Consecutive Games Scoring

111	Rafael Septien, 1978-85
102	Dan Bailey, 2011-17
48	Chris Boniol, 1994-96

TOUCHDOWNS

Most Seasons Leading Team

11	Emmitt Smith, 1990-96, 1998-2001
7	Tony Dorsett, 1977-78, 1980, 1982-85
4	Bob Hayes, 1965, 1967-68, 1970
4	Herschel Walker, 1986-89
4	Ezekiel Elliott, 2016-19

Most Consecutive Seasons Leading Team

7	Emmitt Smith, 1990-96
4	Tony Dorsett, 1982-85
4	Herschel Walker, 1986-89
4	Emmitt Smith, 1998-2001
4	Ezekiel Elliott, 2016-19

Career

164	Emmitt Smith, 1990-2002 (153-r, 11-p)
86	Tony Dorsett, 1977-87 (72-r, 13-p, 1-ret.)
76	Bob Hayes, 1965-74 (2-r, 71-p, 3-ret.)

Season

25	Emmitt Smith, 1995 (25-r)
22	Emmitt Smith, 1994 (21-r, 1-p)
19	Emmitt Smith, 1992 (18-r, 1p)

Season, Rookie

16	Ezekiel Elliott, 2016 (15-r, 1-p)
13	Bob Hayes, 1965 (1-r, 12-p)
13	Tony Dorsett, 1977 (12-r, 1-p)

Game

4	Dan Reeves, vs. Atlanta, 11/5/67 (2-r, 2-p)
4	Bob Hayes, vs. Houston, 12/20/70 (4-p)
4	Calvin Hill, @ Buffalo, 9/19/71 (4-r)
4	Duane Thomas, vs. St. Louis, 12/18/71 (3-r, 1-p)
4	Emmitt Smith, vs. Phoenix, 12/16/90 (4-r)
4	Emmitt Smith, @ N.Y. Giants, 9/4/95 (4-r)
4	Terrell Owens, vs. Washington, 11/18/07 (4-p)

Game, Opponent

4	Dick James, @ Wash., 12/17/61 (3-r, 1-p)
4	Harold Jackson, @ Rams, 10/14/73 (4-p)
4	Sterling Sharpe, vs. Green Bay, 11/24/94 (4-p)
4	Aaron Jones, vs. Green Bay, 10/6/19 (4-r)

Most Consecutive Games Scoring Touchdown

11	Emmitt Smith, 1994-95
11	Emmitt Smith, 1995
9	Emmitt Smith, 1993-94
9	Emmitt Smith, 1998-99

POINTS AFTER TOUCHDOWN

Most Attempted, Career

398	Rafael Septien, 1978-86
278	Dan Bailey, 2011-17
182	Mike Clark, 1968-71, 1973

Most Attempted, Season

60	Rafael Septien, 1980
59	Rafael Septien, 1983
56	Danny Villanueva, 1966
56	Dan Bailey, 2014

Most Attempted, Game

8	Danny Villanueva, vs. Philadelphia, 10/19/66
8	Mike Clark, vs. Detroit, 9/15/68
8	Rafael Septien, vs. San Francisco, 10/12/80

Most Attempted, Game, Opponent

7	Gerry Perry, @ St. Louis, 12/9/62
7	David Akers, vs. Philadelphia, 11/15/04
7	Garrett Hartley, @ New Orleans, 11/10/13
6	11 times, last by Matt Prater, vs. Denver, 10/6/13

Most Made, Career

388	Rafael Septien, 1978-86
276	Dan Bailey, 2011-17
180	Mike Clark, 1968-71, 1973

Most Made, Season

- 59 Rafael Septien, 1980
- 57 Rafael Septien, 1983
- 56 Danny Villanueva, 1966
- 56 Dan Bailey, 2014

Most Made, Game

- 8 Rafael Septien, vs. San Francisco, 10/12/80
- 8 Mike Clark, vs. Detroit, 9/15/68
- 8 Danny Villanueva, vs. Philadelphia, 10/19/66

Most Made, Game, Opponent

- 7 Gerry Perry, @ St. Louis, 12/9/62
- 7 David Akers, vs. Philadelphia, 11/15/04
- 7 Garrett Hartley, @ New Orleans, 11/10/13
- 6 14 times, last by Brandon McManus @ Denver, 9/17/17

Most Consecutive Made

- 275 Dan Bailey 2011-17
- 131 Nick Folk, 2007-09
- 100 Danny Villanueva, 1965-67

Highest Percentage Made, Career (200 made)

- 99.3 Dan Bailey, 2011-17 (276-278)
- 97.5 Rafael Septien, 1979-86 (388-398)

Most Made, No Misses, Season

- 56 Danny Villanueva, 1966
- 56 Dan Bailey, 2014
- 54 Mike Clark, 1968

FIELD GOALS

Most Attempted, Career

- 226 Rafael Septien, 1978-88
- 211 Dan Bailey, 2011-17
- 119 Mike Clark, 1968-71, 1973

Most Attempted, Season

- 39 Ken Willis, 1991
- 37 Richie Cunningham, 1997
- 37 Dan Bailey, 2011
- 36 Toni Fritsch, 1972
- 36 Mike Clark, 1969
- 36 Chris Boniol, 1996
- 36 Brett Maher, 2018

Most Attempted, Game

- 8 Billy Cundiff, @ N.Y. Giants, 9/15/03
- 7 Mike Clark, @ Chicago, 11/24/68
- 7 Chris Boniol, vs. Green Bay, 11/18/96

Most Attempted, Opponent, Game

- 7 Sam Baker, @ Philadelphia, 12/5/65
- 7 Greg Zeurlein, vs. LA Rams, 10/1/17
- 6 Five times, last Matt Bryant, @ Atlanta, 11/4/12

Most Made, Career

- 186 Dan Bailey, 2011-17
- 162 Rafael Septien, 1978-88
- 81 Chris Boniol, 1994-96

Most Made, Season

- 34 Richie Cunningham, 1997
- 32 Chris Boniol, 1996
- 32 Dan Bailey, 2011

Most Made, Season, Rookie

- 32 Dan Bailey, 2011
- 26 Nick Folk, 2007
- 25 Tim Seder, 2000

Most Made, Game

- 7 Chris Boniol, vs. Green Bay, 11/18/96
- 7 Billy Cundiff, @ N.Y. Giants, 9/15/03
- 6 Dan Bailey, vs. Washington, 9/26/11

Most Made, Opponent, Game

- 7 Greg Zeurlein vs. LA Rams, 10/1/17
- 5 Morten Andersen, vs. Atlanta, 10/20/96
- 5 David Akers, vs. Philadelphia, 11/18/01
- 5 Lawrence Tynes, vs. N.Y. Giants, 10/28/12

Most Made, No Misses, Game

- 7 Chris Boniol, vs. Green Bay, 11/18/96
- 6 Dan Bailey, vs. Washington, 9/26/11
- 5 Roger Ruzek, @ Rams, 12/21/87
- 5 Eddie Murray, vs. Green Bay, 10/3/93
- 5 Chris Boniol, vs. N.Y. Giants, 12/17/95
- 5 Richie Cunningham, vs. Philadelphia, 9/15/97
- 5 Dan Bailey, vs. Green Bay, 12/15/13

Most Made, One Half

- 5 Chris Boniol, vs. Green Bay, 11/18/96
- 5 Billy Cundiff, @ N.Y. Giants, 9/15/03
- 4 Roger Ruzek, vs. N.Y. Giants, 11/2/87
- 4 Richie Cunningham, @ Arizona, 9/7/97
- 4 Dan Bailey, vs. Green Bay, 12/15/13

Most Made, One Quarter

- 4 Roger Ruzek, vs. N.Y. Giants, 11/2/87

Most Consecutive Field Goals Made

- 30 Dan Bailey, 2013-14
- 27 Chris Boniol, 1996
- 26 Chris Boniol, 1995-96
- 26 Dan Bailey, 2011

Most Consecutive Games Made

- 17 Dan Bailey, 2013-14
- 14 Dan Bailey, 2012
- 12 Richie Cunningham, 1997
- 11 Lin Elliott, 1992-93
- 11 Chris Boniol, 1995-96

Longest Field Goal

- 63 Brett Maher, vs. Philadelphia, 10/20/19
- 62 Brett Maher, vs. Philadelphia, 12/9/18
- 62 Brett Maher, @ N.Y. Jets, 10/13/19
- 59 Brett Maher, vs. Tampa Bay, 12/23/18

Longest Field Goal, Opponent

- 59 Tony Franklin, vs. Philadelphia, 11/12/79
- 57 Mason Crosby, vs. Green Bay, 12/15/13
- 57 Stephen Gostkowski, vs. New England, 10/11/15
- 56 Jake Elliott, at Philadelphia, 11/11/18

Most Made, 50 or More Yards, Career

- 27 Dan Bailey, 2011-17
- 10 Brett Maher, 2018-19
- 8 Rafael Septien, 1978-86

Most Made, 50 or More Yards, Season

- 6 Dan Bailey, 2013
- 6 Brett Maher, 2018
- 5 Dan Bailey, 2014, 2015

Most Made, 50 or More Yards, Game

- 2 Eddie Murray, @ Minnesota, 12/12/93
- 2 Dan Bailey, four times, last vs. N.Y. Giants, 9/11/16
- 2 Brett Maher, vs. Jacksonville, 10/14/18
- 2 Brett Maher, @ N.Y. Jets, 10/13/19

Highest Field Goal Percentage, Career (100 made)

- 88.2 Dan Bailey, 2011-17 (186-211)
- 71.7 Rafael Septien, 1978-86 (226-162)

Highest Field Goal Percentage, Season (Qualifiers)

- 96.4 Chris Boniol, 1995 (27-28)
- 93.8 Dan Bailey, 2015 (30-32)
- 93.5 Dan Bailey, 2012 (29-31)

Highest Field Goal Percentage, Season, Rookie (Qualifiers)

- 86.5 Dan Bailey, 2011 (32-37)
- 83.9 Nick Folk, 2007 (26-31)
- 75.9 Chris Boniol, 1994 (22-29)

SAFETIES

Most, Career

- 2 Jethro Pugh, 1965-78
- 2 Benny Barnes, 1972-82
- 2 Harvey Martin, 1973-83

Most, Season

- 2 Benny Barnes, 1973

Most, Game

- 1 Many times, last by J.J. Wilcox, vs. Washington, 1/3/16

RUSHING

Most Seasons Leading Team

- 13 Emmitt Smith, 1990-2002
- 10 Tony Dorsett, 1977-86
- 7 Don Perkins, 1961-65, 1967-68

Most Consecutive Seasons Leading Team

- 13 Emmitt Smith, 1990-2002
- 10 Tony Dorsett, 1977-86
- 5 Don Perkins, 1961-65

Most Consecutive Games Leading Team

- 41 Emmitt Smith, 1994-96
- 32 Emmitt Smith, 1990-92
- 26 Herschel Walker, 1987-88

ATTEMPTS

Career

- 4,052 Emmitt Smith, 1990-2002
- 2,755 Tony Dorsett, 1977-87
- 1,500 Don Perkins, 1961-68

Season

- 392 DeMarco Murray, 2014
- 377 Emmitt Smith, 1995
- 373 Emmitt Smith, 1992

Season, Rookie

322	Ezekiel Elliott, 2016
241	Emmitt Smith, 1990
208	Tony Dorsett, 1977

Game

35	Emmitt Smith, vs. N.Y. Giants, 11/7/94
34	Emmitt Smith, @ Washington, 11/24/91
34	Julius Jones, @ Carolina, 12/24/05
33	Troy Hambrick, @ Washington, 12/14/03
33	Julius Jones, vs. Chicago, 11/25/04
33	Ezekiel Elliott, @ Washington, 10/29/17

Game Opponent

40	Barry Sanders, vs. Detroit, 9/19/94
38	Walter Payton, vs. Chicago, 11/26/81
36	Charlie Garner, vs. San Francisco, 9/24/00

YARDS GAINED**Career**

17,162	Emmitt Smith, 1990-2002
12,036	Tony Dorsett, 1977-87
6,217	Don Perkins, 1961-68

Season

1,845	DeMarco Murray, 2014
1,773	Emmitt Smith, 1995
1,713	Emmitt Smith, 1992

Season, Rookie

1,631	Ezekiel Elliott, 2016
1,007	Tony Dorsett, 1977
942	Calvin Hill, 1969

Game

253	DeMarco Murray, vs. St. Louis, 10/23/11
237	Emmitt Smith, @ Philadelphia, 10/31/93
206	Tony Dorsett, vs. Philadelphia, 12/4/77

Game, Rookie

253	DeMarco Murray, vs. St. Louis, 10/23/11
206	Tony Dorsett, vs. Philadelphia, 12/4/77
198	Julius Jones, @ Seattle, 12/6/04

Game, Opponent

232	Jim Brown, vs. Cleveland, 9/22/63
210	Warrick Dunn, @ Tampa Bay, 12/3/00
206	Greg Bell, @ Buffalo, 11/18/84

Longest Run (All TDs)

99	Tony Dorsett, @ Minnesota, 1/3/83
91	DeMarco Murray, vs. St. Louis, 10/23/11
84	Herschel Walker, vs. Philadelphia, 12/14/86
84	Tony Dorsett, vs. Philadelphia, 12/4/77

Longest Run, Opponent (All TDs)

90	Ahman Green, @ Green Bay, 10/24/04
85	Greg Bell, @ Buffalo, 11/18/84
82	Le'Ron McClain, vs. Baltimore, 12/20/08

Most Seasons, 1,000 or More Yards

11	Emmitt Smith, 1991-2001
8	Tony Dorsett, 1977-81, 1983-85
3	Ezekiel Elliott, 2016, 2018-19

Most Consecutive Seasons, 1,000 or More Yards

11	Emmitt Smith, 1991-2001
5	Tony Dorsett, 1977-81
3	Tony Dorsett, 1983-85

Most Games, 100 or More Yards, Career

76	Emmitt Smith, 1990-2002
43	Tony Dorsett, 1977-87
26	Ezekiel Elliott, 2016-19

Most Games, 100 or More Yards, Season

12	DeMarco Murray, 2014*
11	Emmitt Smith, 1995
9	Tony Dorsett, 1981
9	Emmitt Smith, 1999

Most Consecutive Games, 100 or More Yards

8	DeMarco Murray, 2014
4	Tony Dorsett, 1979
4	Emmitt Smith, 1995
4	Emmitt Smith, 1995
4	Ezekiel Elliott, 2016

AVERAGE GAIN**Career (750 att.)**

4.85	DeMarco Murray, 2011-14 (934-4,526)
4.62	Ezekiel Elliott, 2016-19 (1,169-5,405)
4.37	Tony Dorsett, 1977-87 (2,755-12,036)

Season (Qualifiers)

5.91	Felix Jones, 2009 (116-658)
5.57	Amos Marsh, 1962 (144-802)
5.47	DeMarco Murray*, 2011 (164-897)
5.32	Duane Thomas, 1970 (151-803)

Game (10 att.)

12.1	Walt Garrison, vs. Washington, 12/9/72 (10-121)
11.6	Julius Jones, vs. New Orleans, 12/10/06 (10-116)
10.9	Amos Marsh, @ Washington, 11/4/62 (10-109)

TOUCHDOWNS**Most Seasons Leading Team**

13	Emmitt Smith, 1990-2002
7	Tony Dorsett, 1977, 1979-80, 1982-85
6	Don Perkins, 1961-64, 1966-67

Most Consecutive Seasons Leading Team

13	Emmitt Smith, 1990-2002
6	Marion Barber, 2005-10
4	Don Perkins, 1961-64
4	Tony Dorsett, 1982-85
4	Herschel Walker, 1986-89
4	DeMarco Murray, 2011-14

Career

153	Emmitt Smith, 1990-2002
72	Tony Dorsett, 1977-87
47	Marion Barber, 2005-10

Season

25	Emmitt Smith, 1995
21	Emmitt Smith, 1994
18	Emmitt Smith, 1992

Season, Rookie

15	Ezekiel Elliott, 2016
12	Tony Dorsett, 1977
11	Emmitt Smith, 1990

Game

4	Calvin Hill, @ Buffalo, 9/19/71
4	Emmitt Smith, vs. Phoenix, 12/16/90
4	Emmitt Smith, @ N.Y. Giants, 9/4/95

Game, Opponent

4	Aaron Jones, vs. Green Bay, 10/6/19
3	Jim Taylor, @ Green Bay, 11/13/60
3	Dick James, vs. Washington, 12/17/61
3	Cleveland Gary, @ Rams, 11/18/90
3	Terry Allen, @ Washington, 12/22/96
3	Terrell Davis, @ Denver, 9/13/98
3	Larry Johnson, vs. Kansas City, 12/11/05
3	Steven Jackson, @ St. Louis, 10/19/08
3	Alfred Morris, @ Washington, 12/30/12
3	Devonta Freeman, vs. Atlanta, 9/27/15

Most Consecutive Games Rushing for Touchdown

11	Emmitt Smith, 1994-95
11	Emmitt Smith, 1995
7	Emmitt Smith, 1994

PASSING**Most Seasons Leading Team**

12	Troy Aikman, 1989-2000
8	Roger Staubach, 1971, 1973-79
8	Tony Romo 2006-09, 2011-14
7	Danny White, 1980-85, 1987

Most Consecutive Seasons Leading Team

12	Troy Aikman, 1989-2000
7	Roger Staubach, 1973-79
6	Don Meredith, 1963-68
6	Danny White, 1980-85

RATING**Highest, Career (1,500 att.)**

97.15	Tony Romo, 2003-16
97.04	Dak Prescott, 2016-19
83.42	Roger Staubach, 1969-79

Highest, Season (Qualifiers)

113.2	Tony Romo, 2014
104.9	Dak Prescott, 2016
104.8	Roger Staubach, 1971

Highest, Rookie, Season (Qualifiers)

104.9	Dak Prescott, 2016
66.3	Chad Hutchinson, 2002
55.7	Troy Aikman, 1989

ATTEMPTS

Career	
4,715	Troy Aikman, 1989-2000
4,331	Tony Romo, 2003-15
2,958	Roger Staubach, 1969-79
Season	
648	Tony Romo, 2012
596	Dak Prescott, 2019
550	Tony Romo, 2009
Season, Rookie	
459	Dak Prescott, 2016
293	Troy Aikman, 1989
250	Chad Hutchinson, 2002
Game	
62	Tony Romo, vs. N.Y. Giants, 10/28/12
62	Tony Romo, vs. Washington, 11/22/12
57	Troy Aikman, vs. Minnesota, 11/26/98
55	Tony Romo, @ N.Y. Giants, 12/6/09
Game, Opponent	
56	Warren Moon, @ Houston, 11/10/91
56	Jake Plummer, @ Arizona, 11/15/98
55	Jeff Garcia, vs. San Francisco, 12/8/02
54	Neil Lomax, vs. St. Louis, 12/27/87
54	Mark Rypien, vs. Washington, 11/22/90
54	Jason Campbell, vs. Washington, 11/18/07
	COMPLETIONS
Career	
2,898	Troy Aikman, 1989-2000
2,826	Tony Romo, 2003-15
1,761	Danny White, 1976-88
Season	
425	Tony Romo, 2012
388	Dak Prescott, 2019
356	Dak Prescott, 2018
Season, Rookie	
311	Dak Prescott, 2016
155	Troy Aikman, 1989
127	Chad Hutchinson, 2002
Game	
42	Dak Prescott, vs. Philadelphia, 12/9/18
41	Tony Romo, @ N.Y. Giants, 12/6/09
37	Tony Romo, vs. Washington, 11/22/12
Game, Opponent	
41	Warren Moon, @ Houston, 11/10/91
41	Kirk Cousins, vs. Washington, 11/24/16
37	Drew Brees, vs. New Orleans, 12/23/12
37	Ben Roethlisberger, @ Pittsburgh, 11/13/16
Consecutive Passes Completed	
21	Brandon Weeden, vs. Atlanta (9), 9/13/15, @ Philadelphia (7), 9/20/15, vs. Indianapolis (1), 12/21/14, @ Jacksonville (1), 11/9/14, vs. Arizona (3), 11/2/14
20	Dak Prescott, @ Washington (18), 9/15/19, vs. Miami (2), 9/22/19
18	Dak Prescott, vs. New Orleans, 11/29/18
	COMPLETION PERCENTAGE
Career (1,500 att.)	
65.8	Dak Prescott, 2016-19 (2,071-1,363)
65.3	Tony Romo 2003-15 (4,331-2,826)
61.5	Troy Aikman, 1989-2000 (4,715-2,898)
Season (Qualifiers)	
69.9	Tony Romo, 2014 (435-304)
69.1	Troy Aikman, 1993 (392-271)
67.8	Dak Prescott, 2016 (459-311)
Season, Rookie (Qualifiers)	
67.8	Dak Prescott, 2016 (459-311)
52.9	Troy Aikman, 1989 (293-155)
50.8	Chad Hutchinson, 2002 (250-127)
Game (20 attempts)	
90.0	Tony Romo vs. Indianapolis, 12/21/14 (20-18)
88.9	Dak Prescott vs. Tampa Bay, 12/18/16 (36-32)
88.5	Tony Romo vs. Buffalo, 11/13/11 (26-23)
	YARDS GAINED
Career	
34,154	Tony Romo, 2003-15
32,942	Troy Aikman, 1989-2000
22,700	Roger Staubach, 1969-79

Season	
4,903	Tony Romo, 2012
4,902	Dak Prescott, 2019
4,483	Tony Romo, 2009
Season, Rookie	
3,667	Dak Prescott, 2016
1,749	Troy Aikman, 1989
1,555	Chad Hutchinson, 2002
Game	
506	Tony Romo, vs. Denver, 10/6/13
463	Dak Prescott, vs. Green Bay, 10/6/19
460	Don Meredith, @ San Francisco, 11/10/63
Game, Rookie	
379	Troy Aikman, @ Phoenix, 11/12/89
319	Dak Prescott, @ Pittsburgh, 11/13/16
301	Chad Hutchinson, vs. Jacksonville, 11/24/02
Game, Opponent	
488	Matthew Stafford, @ Detroit, 10/27/13
466	Bill Wade, vs. Chicago, 11/18/62
465	Jake Plummer, @ Arizona, 11/15/98
Most Seasons, 3,000 or More Passing Yards	
7	Tony Romo, 2007-09, 2011-14
5	Troy Aikman, 1992-93, 1995-97
4	Danny White, 1980-81, 1983, 1985
4	Dak Prescott, 2016-19
Most Games, 300 or More Passing Yards, Career	
46	Tony Romo, 2003-15
13	Troy Aikman, 1989-2000
12	Dak Prescott, 2016-19
Most Games, 300 or More Passing Yards, Season	
9	Tony Romo, 2012
8	Tony Romo, 2009
7	Tony Romo, 2007
7	Dak Prescott, 2019
Most Consecutive Games, 300 or More Passing Yards	
3	Tony Romo, 2007
3	Tony Romo, 2012
2	Don Meredith, 1963
2	Vinny Testaverde, 2004
2	Tony Romo, 2007, 2008 (2 times), 2009 (2 times), 2011, 2012 (2 times)
2	Dak Prescott, 2016 (once), 2019 (2 times)
Longest Pass Completion (All TDs except as noted)	
95	Don Meredith (to Hayes), vs. Wash., 11/13/66
91	Roger Staubach (to Dorsett), vs. Balt., 9/4/78
90	Troy Aikman (to Harper), @ San Francisco, 11/13/94 (no TD)
90	Troy Aikman (to Tucker), vs. N.Y. Giants, 1/2/00
90	Dak Prescott (to Cooper) vs. Washington, 11/22/18
Longest Pass Completion, Opponent (All TDs)	
94	Norm Snead (to Rich Houston), @ N.Y. Giants, 9/24/72
92	Sam Darnold (to Robby Anderson), @ N.Y. Jets, 10/13/19
91	Mike Vick (to DeSean Jackson), vs. Philadelphia, 12/12/10
	AVERAGE GAIN
Career (1,500 att.)	
7.89	Tony Romo, 2003-15 (4,331-34,154)
7.67	Roger Staubach, 1969-79 (1,685-22,700)
7.62	Dak Prescott, 2016-19 (2,071-15,778)
Season (Qualifiers)	
8.92	Roger Staubach, 1971 (211-1,882)
8.79	Craig Morton, 1970 (207-1,819)
8.67	Craig Morton, 1969 (302-2,619)
8.61	Tony Romo, 2006 (220-2,903)*
Game (20 att.)	
15.15	Don Meredith, vs. Philadelphia, 10/9/66 (26-394)
14.92	Don Meredith, vs. N.Y. Giants, 9/18/66 (24-358)
14.86	Jon Kitna, @ N.Y. Giants, 11/14/10 (22-327)
	TOUCHDOWNS
Career	
247	Tony Romo, 2003-15
165	Troy Aikman, 1989-2000
155	Danny White, 1976-88
Season	
36	Tony Romo, 2007
34	Tony Romo, 2014
31	Tony Romo, 2011, 13

Season, Rookie

23	Dak Prescott, 2016
9	Troy Aikman, 1989
7	Chad Hutchinson, 2002

Game

5	Eddie LeBaron, @ Pittsburgh, 10/21/62
5	Don Meredith, vs. N.Y. Giants, 9/18/66
5	Don Meredith, vs. Philadelphia, 10/9/66
5	Don Meredith, vs. Philadelphia, 9/29/68
5	Craig Morton, vs. Philadelphia, 10/19/69
5	Craig Morton, vs. Houston, 12/20/70
5	Danny White, @ N.Y. Giants, 10/20/83
5	Troy Aikman, @ Washington, 9/12/99 (OT)
5	Tony Romo, vs. Tampa Bay, 11/23/06
5	Tony Romo, vs. Denver, 10/6/13

Game, Rookie

4	Troy Aikman, vs. Rams, 12/3/89
3	Dak Prescott, 4 times, last vs. Detroit, 12/26/16

Game, Opponent

6	Y.A. Tittle, @ N.Y. Giants, 12/16/62
5	Charley Johnson, @ St. Louis, 12/9/62
5	Sonny Jurgensen, @ Philadelphia, 11/26/61
5	Bill Nelsen, @ Cleveland, 11/2/69
5	Daunte Culpepper, @ Minnesota, 9/12/04
5	Drew Brees, vs. New Orleans, 12/10/06
5	Tom Brady, vs. New England, 10/14/07

Most Games, Four or More Touchdown Passes, Career

10	Tony Romo, 2003-14
8	Danny White, 1976-88
6	Don Meredith, 1960-68

Most Games, Four or More Touchdown Passes, Season

4	Tony Romo, 2007
3	Don Meredith, 1966
2	Danny White, 1980
2	Tony Romo, 2014
2	Dak Prescott, 2019

Most Consecutive Games, Four or More TD Passes

2	Tony Romo, @ N.Y. Giants, 11/11/07 and vs. Washington, 11/18/07
---	---

Most Consecutive Games, Touchdown Pass

38	Tony Romo, 2012-14
20	Tony Romo, 2009-11
17	Tony Romo, 2006-07

HAD INTERCEPTED**Career**

141	Troy Aikman, 1989-2000
132	Danny White, 1976-88
117	Tony Romo, 2003-15

Season

25	Eddie LeBaron, 1960
25	Danny White, 1980*
23	Danny White, 1983

Game

5	Eddie LeBaron, vs. Philadelphia, 9/30/60
5	Eddie LeBaron, vs. St. Louis, 11/5/61
5	Danny White, @ N.Y. Giants, 11/9/80
5	Steve Pelluer, vs. Raiders, 11/9/86
5	Troy Aikman, @ N.Y. Giants, 10/15/00
5	Tony Romo, @ Buffalo, 10/8/07
5	Tony Romo, vs. Chicago, 10/1/12

Game, Opponent

6	Pete Liske, @ Philadelphia, 9/26/71
5	Five times, last by Dan Marino, vs. Miami, 11/25/99

Most Consecutive Passes Attempted, None Intercepted

216	Troy Aikman, 1999
184	Troy Aikman, 1995
184	Dak Prescott, 2016, 2019

Most Attempts, No Interceptions, Game

57	Troy Aikman, vs. Minnesota, 11/26/98
55	Tony Romo, @ N.Y. Giants, 12/16/09
50	Vinny Testaverde, @ Minnesota, 9/12/04
50	Tony Romo, vs. Cleveland, 11/18/12

Most Attempts, No Interceptions, Game, Opponent

56	Warren Moon, @ Houston, 11/10/91
55	Jeff Garcia, vs. San Francisco, 12/8/02
53	Drew Brees, vs. New Orleans, 12/23/12
53	Kirk Cousins, vs. Washington, 11/24/16

LOWEST PERCENTAGE PASSES INTERCEPTED**Career (1,500 att.)**

1.74	Dak Prescott, 2016-19 (2,071-36)
2.70	Tony Romo, 2003-15 (4,331-117)
2.99	Troy Aikman, 1989-2000 (4,715-141)

Season (Qualifiers)

0.87	Dak Prescott, 2016 (459-4)
1.52	Dak Prescott, 2018 (526-8)
1.53	Troy Aikman, 1993 (392-6)

Season, Rookie (Qualifiers)

0.87	Dak Prescott, 2016 (459-4)
3.20	Chad Hutchinson, 2002 (250-8)
6.14	Troy Aikman, 1989 (293-18)

TIMES SACKED**Career**

311	Roger Staubach, 1969-79
259	Troy Aikman, 1989-2000
251	Don Meredith, 1960-68

Season

58	Don Meredith, 1964
56	Dak Prescott, 2018
49	Drew Bledsoe, 2005

Game

11	Steve Pelluer, @ San Deigo, 11/16/86
11	Troy Aikman, vs. Philadelphia, 9/15/91
9	Craig Morton, @ Green Bay, 10/24/65

Game, Opponent

12	Warren Moon, @ Houston, 9/29/85
11	Greg Landry, vs. Detroit, 10/6/75
11	David Norrie, @ N.Y. Jets, 10/4/87

Highest Attempts/Sack Ratio, Career (1,500 att.)

19.2	Troy Aikman, 1989-2000 (4,974-259)
17.5	Tony Romo, 2003-15 (4,331-248)
13.2	Danny White, 1976-88 (3,192-242)

Highest Attempts/Sack Ratio, Season (Qualifiers)

36.0	Troy Aikman, 1998 (324-9)
31.9	Troy Aikman, 1995 (446-14)
26.8	Troy Aikman, 1996 (483-18)

PASS RECEIVING**RECEPTIONS****Most Seasons Leading Team**

8	Michael Irvin, 1991-98
8	Jason Witten, 2004, 2007-12, 2015
5	Tony Hill, 1979-82, 1985

Most Consecutive Seasons Leading Team

8	Michael Irvin, 1991-98
6	Jason Witten, 2007-12
4	Drew Pearson, 1974-77
3	Lance Rentzel, 1967-69
3	Tony Hill, 1979-81

Most Consecutive Games Leading or Tied Team Lead

8	Michael Irvin, 1991-92
8	Raghib Ismail, 1999
7	Raghib Ismail, 2001
6	Lance Rentzel, 1968-69
6	Bob Hayes, 1966-67
6	Billy Howton, 1961-62

Career

1,215	Jason Witten, 2003-17, 2019
750	Michael Irvin, 1988-99
531	Dez Bryant, 2010-17

Season

111	Michael Irvin, 1995
110	Jason Witten, 2012
96	Jason Witten, 2007

Season, Rookie

46	Bob Hayes, 1965
45	Dez Bryant, 2010*
44	Antonio Bryant, 2002
44	Terrance Williams, 2013

Game

18	Jason Witten, vs. N.Y. Giants, 10/28/12
15	Jason Witten, @ Detroit, 12/9/07
14	Jason Witten, @ N.Y. Giants, 12/6/09

Game, Rookie

- 9 Dez Bryant, @ Green Bay, 11/7/10
- 8 Bob Hayes, vs. Philadelphia, 10/10/65
- 8 Jason Witten, vs. Miami, 11/27/03
- 8 Dez Bryant, @ Washington, 9/12/10

Game, Opponent

- 14 Seven times, last Zach Ertz, vs. Philadelphia, 11/11/18

Most Consecutive Games, Pass Reception

- 130 Jason Witten, 2008-16
- 117 Michael Irvin, 1990-98
- 72 Tony Hill, 1981-86

Most Seasons 50 or More Pass Receptions

- 15 Jason Witten, 2004-17, 2019
- 8 Michael Irvin, 1991-98
- 6 Dez Bryant, 2011-14, 2016-17

YARDS

Most Seasons Leading Team

- 8 Tony Hill, 1978-85
- 8 Michael Irvin, 1991-98
- 5 Bob Hayes, 1965-67, 1970-71

Most Consecutive Seasons Leading Team

- 8 Tony Hill, 1978-85
- 8 Michael Irvin, 1991-98
- 4 Frank Clarke, 1961-64
- 4 Drew Pearson, 1974-77

Career

- 12,977 Jason Witten, 2003-17, 2019
- 11,904 Michael Irvin, 1988-99
- 7,988 Tony Hill, 1977-86

Season

- 1,603 Michael Irvin, 1995
- 1,523 Michael Irvin, 1991
- 1,396 Michael Irvin, 1992

Season, Rookie

- 1,003 Bob Hayes, 1965
- 744 Mike Sherrard, 1986*
- 736 Terrance Williams, 2013

Game

- 250 Miles Austin, @ Kansas City, 10/11/09
- 246 Bob Hayes, @ Washington, 11/13/66
- 241 Frank Clarke, vs. Washington, 9/16/62

Game, Rookie

- 203 James Dixon, @ Phoenix, 11/12/89
- 177 Bob Hayes, vs. Philadelphia, 10/10/65
- 170 Antonio Bryant, @ Washington, 12/29/02

Game, Opponent

- 329 Calvin Johnson, @ Detroit, 10/27/13
- 238 Harold Jackson, @ Rams, 10/14/73
- 210 DeSean Jackson, vs. Philadelphia, 12/12/10

Longest Pass Reception (All TDs except as noted)

- 95 Bob Hayes (from Meredith), vs. Washington, 11/13/66
- 91 Tony Dorsett (from Staubach), vs. Balt., 9/4/78
- 90 Alvin Harper (from Aikman), @ San Francisco, 11/13/94 (No TD)
- 90 Jason Tucker (from Aikman), vs. N.Y. Giants, 1/2/00
- 90 Amari Cooper (from Prescott), vs. Washington, 11/22/18

Longest Pass Reception, Opponent (All TDs)

- 94 Rich Houston (from Norm Snead), @ N.Y. Giants, 9/24/72
- 92 Robby Anderson (Sam Darnold), @ N.Y. Jets, 10/13/19
- 91 DeSean Jackson (from Michael Vick), vs. Philadelphia, 12/12/10

Most Seasons 1,000 or More Yards Pass Receiving

- 7 Michael Irvin, 1991-95, 1997-98
- 4 Jason Witten, 2007, 2009-10, 2012
- 3 Terrell Owens, 2006-08
- 3 Dez Bryant, 2012-14

Most Games, 100 or More Yards Pass Receiving, Career

- 47 Michael Irvin, 1988-99
- 26 Tony Hill, 1977-86
- 23 Bob Hayes, 1965-74

Most Games, 100 or More Yards Pass Receiving, Season

- 11 Michael Irvin, 1995
- 7 Michael Irvin, 1991
- 6 Bob Hayes, 1967
- 6 Michael Irvin, 1992
- 6 Terrell Owens, 2007

Most Consecutive Games, 100 or More Yards Pass Receiving

- 7 Michael Irvin, 1995
- 4 Terrell Owens, 2007
- 3 Lance Rentzel, 1968-69
- 3 Michael Irvin, 1991
- 3 Michael Irvin, 1992
- 3 Michael Irvin, 1993
- 3 Michael Irvin, 1995

AVERAGE GAIN

Career (200 receptions)

- 20.0 Bob Hayes, 1965-74 (365-7,295)
- 18.6 Frank Clarke, 1960-67 (281-5,214)
- 16.7 Tony Hill, 1977-86 (479-7,988)

Season (Qualifiers)

- 26.1 Bob Hayes, 1970 (34-889)
- 24.9 Alvin Harper, 1994 (33-821)*
- 24.0 Bob Hayes, 1971 (35-840)

Game (3 receptions)

- 45.3 Alvin Harper, @ San Fran., 11/13/94 (3-136)
- 44.3 Tony Hill, @ Washington, 9/5/83 (3-133)
- 42.0 Frank Clarke, @ N.Y. Giants, 10/20/63 (4-168)

TOUCHDOWNS

Career

- 73 Dez Bryant, 2010-17
- 72 Jason Witten, 2003-17, 2019
- 71 Bob Hayes, 1965-74

Season

- 16 Dez Bryant, 2014
- 15 Terrell Owens, 2007
- 14 Frank Clarke, 1962
- 13 Bob Hayes, 1966
- 13 Terrell Owens, 2006
- 13 Dez Bryant, 2013

Season, Rookie

- 12 Bob Hayes, 1965
- 6 Antonio Bryant, 2002*
- 6 Dez Bryant, 2010*
- 5 Billy Joe Dupree, 1973
- 5 Mike Sherrard, 1986
- 5 Michael Irvin, 1988
- 5 Terrance Williams, 2013

Game

- 4 Bob Hayes, vs. Houston, 12/20/70
- 4 Terrell Owens, vs. Washington, 11/18/07
- 3 16 times, last by Amari Cooper, vs. Philadelphia 12/9/18

Game, Opponent

- 4 Harold Jackson, @ Rams, 10/14/73
- 4 Sterling Sharpe, vs. Green Bay, 11/24/94

Most Consecutive Games, Touchdown

- 7 Frank Clarke, 1961-62
- 7 Bob Hayes, 1965-66
- 7 Terrell Owens, 2007
- 7 Dez Bryant, 2012
- 6 Frank Clarke, 1963
- 6 Bob Hayes, 1966-67
- 6 Michael Irvin, 1995

RUSHING-RECEIVING

Most Seasons Leading Team

- 13 Emmitt Smith, 1990-2002
- 9 Tony Dorsett, 1977-85
- 4 Ezekiel Elliott, 2016-19

Most Consecutive Seasons Leading Team

- 13 Emmitt Smith, 1990-2002
- 9 Tony Dorsett, 1977-85
- 4 Ezekiel Elliott, 2016-19

ATTEMPTS

Career	
4,538	Emmitt Smith, 1990-2002 (ru-4,052, re-486)
3,137	Tony Dorsett, 1977-87 (ru-2,755, re-382)
1,646	Don Perkins, 1961-68 (ru-1,500, re-146)

Season	
449	DeMarco Murray, 2014 (ru-392, re-57)
439	Emmitt Smith, 1995 (ru-377, re-62)
432	Emmitt Smith, 1992 (ru-373, re-59)

Season, Rookie	
354	Ezekiel Elliott, 2016 (ru-322, re-32)
265	Emmitt Smith, 1990 (ru-241, re-24)
237	Tony Dorsett, 1977 (ru-208, re-29)

Game	
42	Emmitt Smith, @ N.Y. Giants, 1/2/94 (ru-32, re-10)
41	DeMarco Murray, @ Chicago, 12/4/14 (ru-32, re-9)
40	Ezekiel Elliott, vs. Philadelphia 12/9/18 (ru-28, re-12)

YARDS

Career	
20,174	Emmitt Smith, 1990-2002 (ru-17,162, re-3,012)
15,468	Tony Dorsett, 1977-87 (ru-12,036, re-3,432)
12,977	Jason Witten, 2003-17, 2019 (re-12,977)

Season	
2,261	DeMarco Murray, 2014 (ru-1,845, re-416)
2,148	Emmitt Smith, 1995 (ru-1,773, re-375)
2,048	Emmitt Smith, 1992 (ru-1,713, re-335)

Season, Rookie	
1,994	Ezekiel Elliott, 2016 (ru-1,631, re-363)
1,280	Tony Dorsett, 1977 (ru-1,007, re-273)
1,174	Calvin Hill, 1969 (ru-942, re-232)

Game	
292	Herschel Walker, vs. Philadelphia, 12/14/86 (ru-122, re-170)
254	Tony Dorsett, vs. Baltimore, 9/4/78 (ru-147, re-107)
253	DeMarco Murray, vs. St. Louis, 10/23/11 (ru-253)

PUNTING

PUNTS

Career	
612	Danny White, 1976-88
591	Mike Saxon, 1985-92
494	Mat McBriar, 2004-11

Season	
94	Toby Gowin, 2003
86	Mike Saxon, 1986
86	Toby Gowin, 1997

Season, Rookie	
86	Toby Gowin, 1997
81	Mike Saxon, 1985
68	Mitch Hoopes, 1975

Game	
11	Danny White, vs. Philadelphia, 9/23/84
10	Many times, last by Filip Filipovic, @ Detroit 11/3/02

Game, Opponent	
11	Danny Villanueva, @ Rams, 9/30/62
11	John James, @ Atlanta, 9/15/74
11	Marv Bateman, vs. Buffalo, 11/15/76
11	Rich Camarillo, vs. New England, 11/22/84

Longest Punt	
84	Ron Widby, @ New Orleans, 11/3/68
75	Billy Lothridge, vs. N.Y. Giants, 10/11/64
75	Sam Baker, vs. Rams, 9/30/62
75	Mat McBriar, vs. Houston, 10/15/06

Longest Punt, Opponent	
81	Tom McNeill, @ New Orleans, 9/28/69
80	Randall Cunningham, vs. Phila., 10/16/94
78	Jerry Norton, vs. St. Louis, 11/5/61
78	Bill Van Heusen, @ Denver, 12/2/73

AVERAGE GROSS YARDS

Career (300 punts)	
45.3	Mat McBriar, 2004-11 (461-21,038)
44.6	Chris Jones, 2011-19 (459-20,456)
41.7	Toby Gowin, 1997-99,2003 (338-14,099)

Season (Qualifiers)	
48.2	Mat McBriar, 2006 (56-2,697)
47.9	Mat McBriar, 2010 (65-3,115)
47.1	Mat McBriar, 2007 (63-2,970)

Season, Rookie (Qualifiers)

42.8	Micah Knorr, 2000 (58-2,485)
41.9	Mike Saxon, 1985 (81-3,396)
41.8	John Jett, 1993 (56-2,342)
41.8	Toby Gowin, 1997 (86-3,592)

Game (4 punts)

56.8	Mat McBriar, vs. Houston, 10/15/06 (4-227)
55.3	Toby Gowin, vs. Chicago, 9/28/97 (6-332)
55.3	Chris Jones, at San Francisco, 10/2/16 (4-221)

Game, Opponent (4 punts)

56.8	Tress Way, vs. Washington, 12/29/19 (4-227)
55.8	Johnny Hekker, vs. LA Rams, 12/15/19 (6-332)
55.3	Donnie Jones, vs. St. Louis, 9/30/07 (8-442)
55.3	Andy Lee, @ San Francisco, 9/18/11 (6-332)

AVERAGE NET YARDS

Career (300 punts)

40.1	Chris Jones, 2011-19 (459-18,557)
38.1	Mat McBriar, 2004-11 (494-18,954)
35.5	Toby Gowin, 1997-99, 2003 (339-12,018)

Season (Qualifiers)

42.5	Chris Jones, 2015 (69-2,935)
41.7	Mat McBriar, 2010 (65-2,750)
41.4	Chris Jones, 2017 (66-2,733)

Season, Rookie (Qualifiers)

38.1	Billy Lothridge, 1964 (62-2,361)
37.7	John Jett, 1993 (56-2,113)*
36.2	Marv Bateman, 1972 (51-,1,848)

Game (4 punts)

50.6	Ron Widby, @ New Orleans, 11/3/68 (5-253)
50.5	Mat McBriar, vs. Minnesota, 10/21/07 (4-202)
49.2	John Jett, @ Atlanta, 11/21/93 (6-295)

Game, Opponent (4 punts)

51.8	Johnny Hekker, vs. LA Rams, 12/15/19 (5-259)
51.6	Steve Weatherford, @ N.Y. Giants, 11/24/13 (5-273)
51.0	Pat Studstill, vs. Rams, 11/25/71 (4-204)

HAD BLOCKED

Career

5	Danny White, 1976-88
4	Mike Saxon, 1985-92
4	Chris Jones, 2011-19
3	Micah Knorr, 2000-02
3	Mat McBriar, 2004-11

Season

3	Micah Knorr, 2001
2	Marv Bateman, 1973
2	Danny White, 1976
2	Mike Saxon, 1989

Most Consecutive Punts, None Blocked

341	Danny White, 1978-83
299	Mat McBriar, 2004-08
253	John Jett, 1993-96

INSIDE 20

Career

182	Chris Jones, 2011-19
175	Mat McBriar, 2004-11
166	Mike Saxon, 1985-92

Season

38	Mat McBriar, 2009
34	Chris Jones, 2017
31	Toby Gowin, 1998

Game

6	Chris Jones, @ Philadelphia, 10/20/13
5	Danny Villanueva, @ Cleveland, 10/17/65
5	Duane Carrell, vs. St. Louis, 11/3/74
5	Toby Gowin, @ Washington, 10/13/97
5	Toby Gowin, vs. Philadelphia, 12/12/99
5	Toby Gowin, vs. Buffalo, 11/9/03
5	Mat McBriar, @ Seattle, 10/23/05
5	Mat McBriar, vs. Carolina, 9/28/09
5	Mat McBriar, vs. Philadelphia, 12/24/11

Fewest Touchbacks in a Season (Qualifiers)

1	Chris Jones, 2015
2	Danny White, 1982
2	Chris Jones, 2014, 2018, 2019
3	Allen Green, 1961
3	Danny Villanueva, 1966
3	Marv Bateman, 1972
3	John Jett, 1993
3	Mat McBriar, 2008, 2009
3	Brian Moorman, 2012

PUNT RETURNS

Most Seasons Leading Team

- 5 Bob Hayes, 1966-70
- 5 Kelvin Martin, 1987-88, 1991-92, 1996
- 3 Butch Johnson, 1976-78
- 3 Kevin Williams, 1993-95
- 3 Deion Sanders, 1997-99
- 3 Patrick Crayton, 2005, 2007, 2009
- 3 Dwayne Harris, 2012-14

Most Consecutive Seasons Leading Team

- 5 Bob Hayes, 1966-70
- 3 Butch Johnson, 1976-78
- 3 Kevin Williams, 1993-95
- 3 Deion Sanders, 1997-99
- 3 Dwayne Harris, 2012-14

RETURNS

Career

- 179 Kelvin Martin, 1987-92, 1996
- 146 Butch Johnson, 1976-83
- 111 Patrick Crayton, 2004-09

Season

- 54 James Jones, 1980
- 54 Gary Allen, 1984
- 51 Butch Johnson, 1978

Season, Rookie

- 54 James Jones, 1980
- 45 Butch Johnson, 1976
- 36 Kevin Williams, 1993

Game

- 9 Butch Johnson, vs. Buffalo, 11/15/76
- 8 Ron Fellows, vs. Cleveland, 11/25/82
- 8 Dedric Ward, @ Washington, 9/27/04

Game, Opponent

- 8 Phil McConkey, vs. N.Y. Giants, 11/4/84
- 7 Phillip Epps, vs. Green Bay, 9/23/84
- 7 Irving Fryar, vs. New England, 11/22/84
- 7 Vai Sikahema, @ St. Louis, 9/13/87

FAIR CATCHES

Career

- 69 Patrick Crayton, 2004-09
- 61 Kelvin Martin, 1987-92, 1996
- 42 Kevin Williams, 1993-96

Season

- 23 Patrick Crayton, 2009
- 20 Patrick Crayton, 2007
- 18 Golden Richards, 1973
- 18 Kelvin Martin, 1992

Game

- 5 Patrick Crayton, @ Washington, 12/27/09
- 4 Golden Richards, @ New England, 11/16/75
- 4 Golden Richards, @ Washington, 11/7/74
- 4 Kelvin Martin, vs. Philadelphia, 12/18/88
- 4 Patrick Crayton, vs. Kansas City, 12/11/05
- 4 Patrick Crayton, @ N.Y. Giants, 11/11/07
- 4 Patrick Crayton, vs. Philadelphia, 12/16/07
- 4 Patrick Crayton, @ N.Y. Giants, 12/6/09
- 4 Cole Beasley, vs. Philadelphia, 12/9/18

Game, Opponent

- 5 Amani Toomer, N.Y. Giants, 9/8/96
- 5 Jimmy Williams, @ Seattle, 10/23/05
- 5 Chad Hall, vs. Philadelphia, 12/24/11
- 5 Damaris Johnson, @ Philadelphia, 10/20/13

YARDS GAINED

Career

- 1,803 Kelvin Martin, 1987-92, 1996
- 1,313 Butch Johnson, 1976-83
- 1,184 Deion Sanders, 1995-99

Season

- 548 James Jones, 1980
- 532 Kelvin Martin, 1992
- 489 Butch Johnson, 1976

Season, Rookie

- 548 James Jones, 1980
- 489 Butch Johnson, 1976
- 418 Mel Renfro, 1964

Game

- 124 Kelvin Martin, @ Philadelphia, 12/15/91
- 122 Bob Hayes, vs. Pittsburgh, 12/8/68
- 117 Mel Renfro, vs. Green Bay, 11/29/64
- 117 Butch Johnson, vs. Buffalo, 11/15/76

Game, Opponent

- 139 Darrien Gordon, @ Atlanta, 11/11/01
- 123 Tiki Barber, @ N.Y. Giants, 10/18/99
- 111 Dante Hall, vs. St. Louis, 9/30/07

Longest Punt Return (All TDs)

- 98 Dennis Morgan, vs. St. Louis, 10/13/74
- 97 Bryan McCann, vs. Detroit, 11/21/10
- 93 Dez Bryant, vs. N.Y. Giants, 10/25/10

Longest Punt Return/Opponent (All TDs)

- 98 Terance Mathis, @ N.Y. Jets, 11/4/90
- 98 Damaris Johnson, vs. Philadelphia, 12/2/12
- 85 Tiki Barber, @ N.Y. Giants, 10/18/99
- 85 Dante Hall, vs. St. Louis, 9/30/07

AVERAGE YARDAGE

Career (75 returns)

- 13.3 Deion Sanders, 1995-99 (89-1,184)
- 11.1 Bob Hayes, 1965-74 (104-1,158)
- 11.1 Dwayne Harris, 2011-14 (87-965)

Season (Qualifiers)

- 20.8 Bob Hayes, 1968 (15-312)
- 16.1 Dwayne Harris, 2012 (22-354)*
- 15.6 Deion Sanders, 1998 (24-375)

Season, Rookie (Qualifiers)

- 15.1 Dennis Morgan, 1974 (19-287)
- 13.1 Mel Renfro, 1964 (32-418)
- 13.4 Reggie Swinton, 2001 (31-414)*

Game (3 returns)

- 40.7 Bob Hayes, vs. Pittsburgh, 12/8/68 (3-122)
- 32.0 Kevin Williams, vs. Wash., 11/20/94 (3-96)
- 29.3 Mel Renfro, vs. Green Bay, 11/29/64 (4-117)

Game, Opponent (3 returns)

- 46.3 Darrien Gordon, @ Atlanta, 11/11/01 (3-139)
- 32.3 Brandon Banks, @ Washington, 11/20/11 (3-97)
- 31.7 Domenik Hixon, @ N.Y. Giants, 12/6/09

TOUCHDOWNS

Career

- 4 Deion Sanders, 1995-99
- 3 Bob Hayes, 1965-74
- 3 Kelvin Martin, 1987-92, 1996
- 3 Kevin Williams, 1993-96

Season

- 2 Bob Hayes, 1968
- 2 Kelvin Martin, 1992*
- 2 Kevin Williams, 1993*
- 2 Deion Sanders, 1998*
- 2 Wane McGarity, 2000*
- 2 Patrick Crayton, 2009*
- 2 Dez Bryant, 2010*

Game

- 1 Many times, last by Ryan Switzer, vs. Washington, 11/30/17

KICKOFF RETURNS

Most Seasons Leading Team

- 3 Mel Renfro, 1964-66
- 3 Butch Johnson, 1976-78
- 3 Kevin Williams, 1993-95
- 3 Patrick Crayton, 2006-08
- 3 Dwayne Harris, 2011, 2013-14

Most Consecutive Seasons Leading Team

- 3 Mel Renfro, 1964-66
- 3 Butch Johnson, 1976-78
- 3 Kevin Williams, 1993-95
- 3 Patrick Crayton, 2006-08

RETURNS

Career

- 144 Kevin Williams, 1993-96
- 101 James Dixon, 1989-91
- 98 Tyson Thompson, 2005-07

Season

- 57 Tyson Thompson, 2005
- 56 Reggie Swinton, 2001
- 51 Jason Tucker, 2000

Season, Rookie

- 57 Tyson Thompson, 2005
- 47 James Dixon, 1989
- 40 Mel Renfro, 1964

Game

- 8 Mel Renfro, vs. Green Bay, 11/29/64
- 8 Woody Dantzler, @ N.Y. Giants, 12/15/02
- 7 Robert Lavette, @ N.Y. Giants, 10/6/85
- 7 Reggie Swinton, vs. Philadelphia, 11/18/01

Game, Opponent

- 8 Mel Gray, @ Detroit, 11/8/92
- 8 Brian Mitchell, @ N.Y. Giants, 9/15/03
- 7 Six times, last by Reggie Swinton, vs. Arizona, 10/30/05

YARDS**Career**

- 3,416 Kevin Williams, 1993-96
- 2,416 Tyson Thompson, 2005-07
- 2,315 James Dixon, 1989-91

Season

- 1,399 Tyson Thompson, 2005
- 1,327 Reggie, Swinton, 2001
- 1,181 James Dixon, 1989

Season, Rookie

- 1,399 Tyson Thompson, 2005
- 1,181 James Dixon, 1989
- 1,017 Mel Renfro, 1964

Game

- 247 Felix Jones, vs. Philadelphia, 9/15/08
- 213 Reggie Swinton, @ Philadelphia, 9/22/02
- 205 Jason Tucker, @ N.Y. Giants, 10/15/00

Game, Opponent

- 247 Tim Brown, @ Philadelphia, 11/6/66
- 194 Brian Mitchell, @ N.Y. Giants, 9/15/03
- 193 Ahmad Bradshaw, vs. N.Y. Giants, 9/9/07

Longest Kickoff Return (All TDs)

- 102 Alexander Wright, vs. Atlanta, 12/22/91
- 101 Amos Marsh, vs. Philadelphia, 10/14/62
- 101 Ike Thomas, vs. N.Y. Jets, 12/4/71

Longest Kickoff Return, Opponent (All TDs)

- 108 Roy Green, St. Louis, 10/21/79
- 108 Jacoby Jones, @ Baltimore, 10/14/12
- 103 Terrence McGee, @ Buffalo, 10/8/07

AVERAGE YARDAGE**Career (75 returns)**

- 26.5 Dwayne Harris, 2011-14 (77-2,040)
- 26.4 Mel Renfro, 1964-77 (85-2,246)
- 25.3 Herschel Walker, 1986-89, 1996-97 (77-1,946)

Season (Qualifiers)

- 30.6 Dwayne Harris, 2013 (28-857)
- 30.0 Mel Renfro, 1965 (21-630)
- 28.9 Herschel Walker, 1996 (27-779)

Season, Rookie (Qualifiers)

- 27.9 Jason Tucker, 1999 (22-613)
- 26.5 Bob Hayes, 1965 (17-450)
- 25.7 Amos Marsh, 1961 (26-667)

Game (3 returns)

- 48.0 Mark Washington, @ Wash., 11/22/70 (3-144)
- 43.7 Reggie Swinton, vs. Tampa Bay, 9/9/01 (3-131)
- 43.6 Ike Thomas, vs. Rams, 11/25/71 (3-131)

Game, Opponent (3 returns)

- 53.0 Jacoby Jones, @ Baltimore, 10/14/12 (3-159)
- 49.7 Dwayne Harris, @ N.Y. Giants, 10/25/15 (3-149)
- 49.4 Tim Brown, @ Philadelphia, 11/6/66 (5-247)

TOUCHDOWNS**Career**

- 2 Mel Renfro, 1964-77
- 2 Ike Thomas, 1971
- 2 Alexander Wright, 1990-91

Season

- 2 Ike Thomas, 1971

Game

- 1 Many times last by Felix Jones, vs. Philadelphia, 9/15/08

Game, Opponent

- 2 Tim Brown, @ Philadelphia, 11/6/66

COMBINED KICK RETURNS**MOST RETURNS****Career**

- 239 Kevin Williams, 1993-96 (p-95, k-144)
- 230 Kelvin Martin, 1987-92, 1996 (p-179, k-51)
- 225 Butch Johnson, 1976-83 (p-146, k-79)

Season

- 87 Gary Allen, 1984 (p-54, k-33)
- 87 Reggie Swinton, 2001 (p-31, k-56)
- 86 James Jones, 1980 (p-54, k-32)

Game

- 12 Mel Renfro, vs. G.B., 11/29/64 (p-4, k-8)
- 11 Butch Johnson, vs. Buff., 11/15/76 (p-9, k-2)
- 11 Reggie Swinton, vs. Denver, 11/22/01 (p-5, k-6)

Game, Opponent

- 12 Larry Jones, vs. Wash., 12/13/75 (p-6, k-6)
- 10 Phil McConkey, vs. N.Y. Giants, 11/4/84 (p-8, k-2)
- 10 Stump Mitchell, @ St. Louis, 9/11/83 (p-5, k-5)
- 10 Brian Mitchell, vs. Wash., 11/20/94 (p-5, k-5)
- 10 Reggie Swinton, vs. Arizona, 10/30/05 (p-3, k-7)

YARDS GAINED**Career**

- 4,329 Kevin Williams, 1993-96 (p-913, k-3,416)
- 3,145 Butch Johnson, 1976-83 (p-1,313, k-1,832)
- 3,088 Mel Renfro, 1964-77 (p-842, k-2,246)

Season

- 1,741 Reggie Swinton, 2001 (p-414, k-1,327)
- 1,497 Kevin Williams, 1994 (p-349, k-1,148)
- 1,435 Mel Renfro, 1964 (p-418, k-1,017)

Game

- 273 Mel Renfro, vs. G.B., 11/29/64 (p-117, k-156)
- 247 Felix Jones, vs. Philadelphia, 9/15/08 (k-247)
- 224 Reggie Swinton, vs. Denver, 11/22/01 (p-100, k-124)

Game, Opponent

- 247 Tim Brown, @ Philadelphia, 11/6/66 (k-247)
- 213 Stump Mitchell, St. Louis, 9/11/83 (p-53, k-160)
- 212 Brian Mitchell, vs. Wash., 11/20/94 (p-32, k-180)

TOUCHDOWNS**Career**

- 4 Kevin Williams, 1993-94 (p-3, k-1)
- 4 Deion Sanders, 1995-99 (p-4)
- 3 Bob Hayes, 1965-74 (p-3)
- 3 Mel Renfro, 1964-77 (p-1, k-2)
- 3 Kelvin Martin, 1987-92 (p-3)

Season

- 2 Bob Hayes, 1968 (p-2)
- 2 Ike Thomas, 1971 (k-2)
- 2 Kelvin Martin, 1992 (p-2)*
- 2 Kevin Williams, 1993 (p-2)*
- 2 Kevin Williams, 1994 (p-1, k-1)*
- 2 Deion Sanders, 1998 (p-2)*
- 2 Wane McGarity, 2000 (p-2)*
- 2 Patrick Crayton, 2009 (p-2)*
- 2 Dez Bryant, 2010 (p-2)*

Game

- 1 Many times, last by Ryan Switzer, vs. Washington 11/30/17

Game, Opponent

- 2 Tim Brown, @ Philadelphia, 11/6/66 (k-2)

COMBINED NET YARDS

Rushing, receiving, interception returns, kickoff returns, punt returns and fumble returns

Most Seasons Leading Team

- 10 Emmitt Smith, 1990-96, 1998-2000
- 9 Tony Dorsett, 1977-85
- 4 Herschel Walker, 1986-88, 1997

Most Consecutive Seasons Leading Team

- 9 Tony Dorsett, 1977-85
- 7 Emmitt Smith, 1990-96
- 4 Ezekiel Elliott, 2016-19

ATTEMPTS**Career**

- 4,538 Emmitt Smith, 1990-2002
- 3,153 Tony Dorsett, 1977-87
- 1,677 Don Perkins, 1961-68

Season

- 449 DeMarco Murray, 2014
- 439 Emmitt Smith, 1995
- 433 Emmitt Smith, 1992

Game	
42	Emmitt Smith, @ N.Y. Giants, 1/2/94 (ru-32, re-10)
41	DeMarco Murray, @ Chicago, 12/4/14 (ru-32, re-9)
40	Ezekiel Elliott, vs. Philadelphia, 12/9/18 (ru-28, re-12)

YARDS

Career	
20,174	Emmitt Smith, 1990-2002
15,501	Tony Dorsett, 1977-87
12,977	Jason Witten, 2003-17, 2019

Season	
2,261	DeMarco Murray, 2014
2,148	Emmitt Smith, 1995
2,048	Emmitt Smith, 1992

Season, Rookie	
1,994	Ezekiel Elliott, 2016
1,688	James Dixon, 1989
1,598	Bob Hayes, 1965

Game	
331	Jason Tucker, @ New Orleans, 12/24/99
307	Kevin Williams, @ Arizona, 12/25/95
292	Herschel Walker, vs. Philadelphia, 12/14/86

INTERCEPTIONS

Most Seasons Leading Team	
5	Everson Walls, 1981-82, 1985, 1987-88
5	Terence Newman, 2003-04, 2008, 2010, 2011
4	Cornell Green, 1963, 1965-67

Most Consecutive Seasons Leading Team	
3	Don Bishop, 1960-62
3	Cornell Green, 1965-67

Career	
52	Mel Renfro, 1964-77
44	Everson Walls, 1981-89
41	Charlie Waters, 1970-78, 1980-81

Season	
11	Everson Walls, 1981
10	Mel Renfro, 1969
9	Everson Walls, 1985

Season, Rookie	
11	Everson Walls, 1981
7	Mel Renfro, 1964
7	Michael Downs, 1981

Game	
3	Herb Adderley, @ Philadelphia, 9/26/71
3	Lee Roy Jordan, vs. Cincinnati, 11/4/73
3	Dennis Thurman, vs. Philadelphia, 12/13/81
3	Terence Newman, @ Detroit, 10/19/03

Consecutive Games Intercepted By	
5	Don Bishop, 1961
4	Charlie Waters, 1972-73
4	Dennis Thurman, 1985

Game, Opponent	
3	Eight times, last by Adrian Wilson, @ Arizona, 10/20/02

YARDS GAINED

Career	
626	Mel Renfro, 1964-77
584	Charlie Waters, 1970-78, 1980-81
562	Dennis Thurman, 1978-85

Season	
211	Cornell Green, 1963
187	Dennis Thurman, 1981*
182	Herb Adderley, 1971

Season, Rookie	
136	Mike Gaechter, 1962
133	Everson Walls, 1981*
110	Mel Renfro, 1964

Game	
121	Mike Gaechter, vs. Washington, 11/3/63
102	Herb Adderley, @ Philadelphia, 9/26/71
101	Bryan McCann, @ N.Y. Giants, 11/14/10

Game, Opponent	
110	Jim Steffen, @ Washington, 9/29/63
103	Aqib Talib, @ Denver, 9/17/17
102	Erich Barnes, vs. N.Y. Giants, 10/15/61

Longest Returns (All TDs except as noted)	
101	Bryan McCann, @ N.Y. Giants, 11/14/10
100	Mike Gaechter, vs. Philadelphia, 10/14/62
96	Dennis Thurman, @ Washington, 9/6/81 (no TD)

Longest Return, Opponent (All TDs)	
104	James Willis and Troy Vincent, vs. Phila., 11/3/96
103	Aqib Talib @ Denver, 9/17/17
102	Erich Barnes, vs. N.Y. Giants, 10/15/61
102	Lito Sheppard, vs. Philadelphia, 10/8/06

TOUCHDOWNS

Career	
4	Dennis Thurman, 1977-85
4	Dexter Coakley, 1997-2002
3	Mel Renfro, 1964-77
3	Lee Roy Jordan, 1963-76
3	Larry Cole, 1968-80
3	Roy Williams, 2002-2008
3	Terence Newman, 2003-11

Season	
2	Larry Brown, 1995
2	George Teague, 1999
2	Dexter Coakley, 2001
2	Roy Williams, 2002

Game	
1	Many times, last by Byron Jones @ Washington, 10/29/17

FUMBLES

OPPONENTS' FUMBLES RECOVERED

Career	
19	Ed Jones, 1974-78, 1980-89
16	Chuck Howley, 1961-73
16	Dave Edwards, 1963-75
16	Lee Roy Jordan, 1963-76
16	Cliff Harris, 1970-79

Season	
5	Don Healy, 1961
4	Jerry Norton, 1962
4	Jethro Pugh, 1967
4	Larry Cole, 1971
4	Jethro Pugh, 1973
4	Dextor Clinkscale, 1983*
4	Eugene Lockhart, 1985*
4	Jay Ratliff, 2009*

Game	
2	Many times, last by Kevin Mathis, vs. Carolina, 10/11/98

Longest Fumble Returns (All TDs)	
98	Greg Ellis, vs. Arizona, 10/3/99
97	Chuck Howley, vs. Atlanta, 10/2/66
86	Michael Downs, @ Houston, 12/13/82

Longest Fumble Returns, Opponent (All TDs)	
96	Joe Lavender, @ Philadelphia, 9/23/74
96	Joselio Hanson, @ Philadelphia, 12/28/08
81	Andy Headen, @ N.Y. Giants, 9/9/84

OPPONENTS' FUMBLE RETURNED FOR TOUCHDOWN

Career	
3	Bob Lilly, 1961-74
2	Cornell Green, 1962-74
2	Benny Barner, 1972-82
2	Mike Hegman, 1976-88
2	Michael Downs, 1981-88
2	Jim Jeffcoat, 1983-94

SACKS

Most Seasons Led Team	
8	DeMarcus Ware, 2005-12
7	Harvey Martin, 1974-77, 1979-80, 1982
6	Greg Ellis, 1999, 2001-05
5	Jethro Pugh, 1968-72

Most Consecutive Seasons Leading Team	
8	DeMarcus Ware, 2005-12
5	Jethro Pugh, 1968-72
5	Greg Ellis, 2001-05
4	George Andrie, 1964-67
4	Harvey Martin, 1974-77

TOTAL SACKS

Career	
117.0	DeMarcus Ware, 2005-13
114.0	Harvey Martin, 1973-83
111.0	Randy White, 1975-88
106.0	Ed Jones, 1974-78, 1980-89

Season	
23.0	Harvey Martin, 1977
20.0	DeMarcus Ware, 2008*
19.5	DeMarcus Ware, 2011

Season, Rookie	
9.0	Willie Townes, 1966
9.0	Harvey Martin, 1973
8.0	DeMarcus Ware, 2005*

Game	
5.0	Bob Lilly, @ Pittsburgh, 11/20/66
5.0	Jim Jeffcoat, @ Washington, 11/10/85
4.0	Nine times, last by DeMarcus Ware, @ Philadelphia, 10/30/11

Game, Rookie	
3.0	Randy White, @ Detroit, 10/6/75
3.0	Randy White, @ New England, 11/16/75
3.0	DeMarcus Ware, @ Carolina, 12/24/05
2.5	Five times, last by Jimmie Jones, vs. Tampa Bay, 10/7/90

Game, Opponent	
6.0	Adrian Clayborn, @ Atlanta, 11/12/17
4.5	Jim Katcavage, @ N.Y. Giants, 10/20/63
4.5	Clyde Simmons, vs. Philadelphia, 9/15/91

TACKLES**COMBINED TACKLES**

Career	
1,350	Darren Woodson, 1992-2003
1,236	Lee Roy Jordan, 1963-76
1,104	Randy White, 1975-88

Season	
222	Eugene Lockhart, 1989
202	Bradlie James, 2008
181	Bradlie James, 2009

Season, Rookie	
176	Leighton Vander Esch, 2018
136	Dexter Coakley, 1997
127	Roy Williams, 2002

Game	
22	Sean Lee, @ N.Y. Giants, 12/11/16
21	Lee Roy Jordan, vs. Philadelphia, 9/26/71
21	Sean Lee, @ Seattle, 9/16/12
21	Sean Lee, @ San Diego, 9/29/13
20	Fred Strickland, @ N.Y. Giants, 11/24/96
20	Sean Lee, vs. Washington, 11/24/16
20	Sean Lee, @ N.Y. Giants, 12/10/17

Game, Rookie	
19	Leighton Vander Esch, @ Philadelphia, 11/11/18
18	Anthony Hitchens, @ St. Louis, 9/21/14
18	Leighton Vander Esch, @ Houston, 10/7/18
18	Leighton Vander Esch, vs. Tampa Bay, 12/23/18

SOLO TACKLES

Career	
787	Darren Woodson, 1992-2003
743	Lee Roy Jordan, 1963-76
701	Randy White, 1975-88

Season	
154	Eugene Lockhart, 1989
125	Leighton Vander Esch, 2018
120	Sean Lee, 2016

Game	
17	Sean Lee, @ N.Y. Giants, 12/11/16
16	Eugene Lockhart, vs. Phoenix, 10/29/89
15	Dexter Coakley, @ Seattle, 12/16/01
15	Dexter Coakley, @ Arizona, 10/20/02
15	Sean Lee, 5 times, last @ Philadelphia, 12/22/19
15	Leighton Vander Esch, at Philadelphia, 11/11/18

ASSISTED TACKLES

Career	
563	Darren Woodson, 1992-2003
493	Lee Roy Jordan, 1963-76
470	Bradlie James, 2003-11

Season

117	Bradlie James, 2008
101	Jerry Tubbs, 1960

Game

15	Jerry Tubbs, vs. Chicago, 11/27/60
11	Danny McCray, vs. Tampa Bay, 9/23/12

SPECIAL TEAMS TACKLES**Career**

216	Bill Bates, 1983-97
134	Darren Woodson, 1992-2003
97	Keith Davis, 2002, 2004-08

Season

32	Jim Schwantz, 1996
30	David Lang, 1995
28	Danny McCray, 2010

BLOCKED KICKS**BLOCKS****(Extra points, Field Goals and Punts)****Career**

10	Cornell Green, 1962-74
9	Mike Gaechter, 1962-69
9	Ed Jones, 1974-78, 1980-89

Season

3	Jethro Pugh, 1965
3	Ed Jones, 1978*
3	Michael Downs, 1986*
3	Flozell Adams, 2003*

Game

2	Billy Joe DuPree, vs. N.Y. Giants, 10/21/73
2	Leon Lett, vs. Detroit, 9/19/94

Game, Opponent

2	Bob Freeman, vs. Philadelphia, 9/30/60
2	Matt Blair, @ Minnesota, 10/7/79

BLOCKED EXTRA POINTS**Career**

4	Flozell Adams, 1998-2008
2	Cornell Green, 1962-74
2	Mike Gaechter, 1962-69
2	Ed Jones, 1974-78, 1980-89

Season

3	Flozell Adams, 2003
1	Many times, last by Barry Church, 2014

Game

1	Many times, last by Barry Church, at Chicago, 12/4/14
---	---

Game, Opponent

2	Bob Freeman, vs. Philadelphia, 9/30/60
2	Matt Blair, @ Minnesota, 10/7/79

BLOCKED FIELD GOALS**Career**

8	Cornell Green, 1962-74
7	Mike Gaechter, 1962-69
7	Ed Jones, 1974-78, 1980-89

Season

2	Ten times, last by Leon Lett, 1994
1	Many times, last by Tyrone Crawford, 2017

Game

2	Leon Lett, vs. Detroit, 9/19/94
1	Many times, last by Tyrone Crawford @ Washington, 11/29/17

Game, Opponent

1	Many times, last by Star Lotulelei, vs. Buffalo, 11/28/19
---	---

BLOCKED PUNTS**Career**

4	Issiac Holt, 1989-92
2	Billy Joe DuPree, 1973-83
2	Thomas Henderson, 1975-79
2	Aaron Kyle, 1976-79
2	Charlie Waters, 1970-78, 1980-81

Season

2	Billy Joe DuPree, 1973
2	Aaron Kyle, 1976
2	Issiac Holt, 1990*

Game

2	Billy Joe DuPree, vs. N.Y. Giants, 10/21/73
---	---

Game, Opponent

1	Many times, last by Matt Slater, @ New England, 11/24/19
---	--

Cowboys Team Records

1960 — 12 games; 1961-77 — 14 games; 1978-2019 — 16 games.

NOTE: The 1982 regular season was reduced to nine games and the 1987 season to 15 games due to players' strikes. The 16-game record (*) is listed in the top-three of all categories and is noted but may not necessarily be the third-place record.

GAMES WON

Most Consecutive Games Won (Including postseason)

- 12 1971-72
- 11 2016*
- 10 1993-94

Most Consecutive Games Won (Regular season)

- 11 1968-69
- 11 2016*
- 9 1971-72, 1978-79
- 8 1977, 1991-92

Most Games Won, Season (Including postseason)

- 16 1992
- 15 1977, 1993, 1995
- 14 1971, 1978, 1980

Most Games Won, Season (Regular season)

- 13 1992, 2007, 2016
- 12 1968, 1977, 1978, 1980, 1981, 1983, 1993, 1994, 1995, 2014

Most Consecutive Games Won, Season (Including postseason)

- 11 2016
- 10 1971
- 8 1977, 1978, 1993

Most Consecutive Games Won, Season (Regular season)

- 11 2016
- 8 1977
- 7 1971, 1983, 1993, 2007

Most Consecutive Games Won, Start of Season

- 8 1977
- 7 1983*
- 6 1968, 1969

Most Consecutive Games Won, End of Season

- 7 1971
- 6 1978*
- 5 1968, 1970, 1991, 1993

Most Consecutive Home Games Won (Including postseason)

- 18 1980-81
- 11 1971-72, 1991-92
- 9 1975-76

Most Consecutive Road Games Won (Including postseason)

- 9 2013 (1)-2014 (8)
- 7 1968, 1993-94, 2007
- 6 1966-67, 1975-76, 1978-79, 2016

GAMES LOST

Most Consecutive Games Lost

- 10 1960, 1988
- 9 1988-89

Most Consecutive Games Without Victory

- 12 1960
- 10 1988
- 9 1988-89

Most Games Lost, Season

- 15 1989
- 13 1988
- 12 2015

Most Consecutive Home Games Lost

- 14 1988-89
- 7 2015
- 6 1960

Most Consecutive Home Games Without Victory

- 14 1988-89
- 7 1962-63, 2015

Most Consecutive Away Games Lost

- 9 1962-63, 2000-2001
- 8 1997-98, 1999-2000

Most Consecutive Away Games Without Victory (Including postseason)

- 9 1962-63, 1999-2000, 2000-2001
- 8 1997-98
- 7 1960, 1964-65

SCORING

Most Points, Season

- 479 1983
- 467 2014
- 455 2007

Most Points, Opponent, Season

- 436 2010
- 432 2013
- 405 2004

Fewest Points, Season

- 177 1960
- 204 1989*
- 217 2002

Fewest Points, Opponent, Season

- 186 1968
- 194 1976
- 208 1978*

Most Points, Game

- 59 vs. Detroit, 9/15/68
- 59 vs. San Francisco, 10/12/80
- 56 vs. Philadelphia, 10/9/66

Most Points, Opponent, Game

- 54 @ Minnesota, 10/18/70
- 52 @ St. Louis, 12/9/62
- 51 vs. Denver, 10/6/13

Most Points, Both Teams, Game

- 99 vs. Denver, 10/6/13 (Denver 51, Dallas 48)
- 86 @ Buffalo, 9/19/71 (Dallas 49, Buffalo 37)
- 82 vs. Minnesota, 11/26/87 (Minnesota 44, Dallas 38 OT)
- 82 vs. Minnesota, 11/26/98 (Minnesota 46, Dallas 36)
- 82 @ Seattle, 12/6/04 (Dallas 43, Seattle 39)

Fewest Points, Both Teams, Game

- 6 @ Philadelphia, 12/31/17 (Dallas, 6, Phil. 0)
- 8 @ Cleveland, 12/12/70 (Dallas 6, Clev. 2)
- 10 @ Houston, 11/24/74 (Dallas 10, Houston 0)

Most Points Overcome To Win Game

- 21 @ St. Louis (9/21/14)
- 21 vs. New Orleans, 10/21/84 (OT)
- 21 @ Washington, 9/12/99 (OT)
- 20 @ Washington, 9/5/83

Most Points, Opponent, Overcome To Win Game

- 24 vs. Detroit, 10/2/11
- 23 vs. Green Bay, 12/15/13
- 21 @ Washington, 11/28/65

Most Points, First Half

- 42 vs. Philadelphia, 10/19/69
- 38 vs. N.Y. Jets, 12/4/71
- 38 vs. San Francisco, 10/12/80

Most Points, Opponent, First Half

- 35 @ Denver, 9/13/98
- 35 vs. Philadelphia, 11/15/04
- 34 @ Minnesota, 10/18/70
- 34 @ Rams, 10/14/73
- 34 @ Washington, 11/23/86

Most Points, Both Teams, First Half

- 55 vs. Raiders, 10/23/83
- 54 vs. Philadelphia, 9/15/08
- 52 @ N.Y. Giants, 12/16/62
- 52 @ Buffalo, 9/19/71
- 52 @ Denver, 9/13/98

Most Points, Second Half

36	vs. Green Bay, 11/24/94
31	@ Philadelphia, 9/29/68
31	@ Tennessee, 10/1/06
31	vs. Houston, 10/15/06
31	@ Chicago, 9/23/07

Most Points, Opponent, Second Half

38	@ St. Louis, 12/9/62
35	@ Green Bay, 11/23/97
31	vs. Detroit, 10/2/11

Most Points, Both Teams, Second Half

58	vs. St. Louis, 9/28/75 (OT)
51	vs. Denver, 10/6/13
50	vs. Green Bay, 11/24/94
50	@ N.Y. Giants, 12/30/18

Most Points, First Quarter

28	vs. Philadelphia, 10/19/69
28	vs. N.Y. Jets, 12/4/71
21	Four times, last vs. Arizona, 10/9/94

Most Points, Opponent, First Quarter

22	@ Cincinnati, 12/8/85
21	vs. Cleveland, 12/3/61
21	@ San Francisco, 10/11/81
21	@ San Francisco, 12/19/83
21	@ Denver, 9/13/98
21	vs. Minnesota, 11/26/98
21	@ N.Y. Giants, 12/15/02
21	@ St. Louis, 10/19/08
21	vs. San Francisco, 9/7/14
21	vs. Washington, 1/3/16

Most Points, Both Teams, First Quarter

35	vs. Philadelphia, 10/19/69
35	vs. Atlanta, 12/22/91
28	vs. St. Louis, 11/23/67
28	vs. N.Y. Jets, 12/4/71
28	@ Denver, 9/13/98
28	@ St. Louis, 10/19/08

Most Points, Second Quarter

24	vs. N.Y. Giants, 9/18/66
24	vs. Pittsburgh, 10/30/66
24	vs. Detroit, 9/15/68
24	vs. New England, 10/24/71
24	vs. San Francisco, 10/12/80
24	@ Washington, 10/2/94

Most Points, Opponent, Second Quarter

28	vs. Philadelphia, 11/15/04
28	@ Green Bay, 11/7/10
28	vs. Washington, 11/22/12

Most Points, Both Teams, Second Quarter

42	@ N.Y. Giants, 12/16/62
42	vs. Philadelphia, 11/15/04
38	vs. Kansas City, 11/10/75
38	vs. LA Raiders, 10/23/83

Most Points, Third Quarter

24	vs. Chicago, 12/27/92
21	Eight times, last @ Chicago, 12/4/14

Most Points, Opponent, Third Quarter

24	@ Tennessee, 12/25/00
22	@ Washington, 9/12/99
21	@ Washington, 12/17/61
21	@ Cincinnati, 12/8/85
21	@ Green Bay, 10/24/04
21	vs. New Orleans, 12/10/06

Most Points, Both Teams, Third Quarter

35	@ Washington, 12/17/61
35	vs. St. Louis, 9/28/75
31	vs. New Orleans, 12/10/06

Most Points, Fourth Quarter

25	@ Carolina, 10/29/06
----	----------------------

Most Points, Opponent, Fourth Quarter

24	@ Detroit, 10/27/13
22	@ Seattle, 12/6/04
21	Ten times, last @ Chicago, 12/4/14

Most Points, Both Teams, Fourth Quarter

41	@ Detroit, 10/27/13
36	@ Seattle, 12/6/04
35	vs. N.Y. Giants, 10/21/73
35	vs. San Francisco, 12/8/02

Most Consecutive Games Scoring

243	2003-18
218	1970-85
151	1991-2000

TOUCHDOWNS**Most Touchdowns, Season**

60	1980
59	1983
56	1966, 2014

Most Touchdowns, Opponent, Season

52	1962
51	2010*
51	2013
49	1961
49	2004

Fewest Touchdowns, Season

23	1960
25	1989*
26	2001, 2002, 2015

Fewest Touchdowns, Opponent, Season

23	1968
23	1973
23	1993*

Most Touchdowns, Game

8	vs. Philadelphia, 10/9/66
8	vs. Detroit, 9/15/68
8	vs. San Francisco, 10/12/80

Most Touchdowns, Opponent, Game

7	vs. Cleveland, 10/16/60
7	@ St. Louis, 12/9/62
7	@ Cincinnati, 12/8/85
7	vs. Philadelphia, 11/15/04
7	@ New Orleans, 11/10/13

Most Touchdowns, Both Teams, Game

12	vs. Buffalo, 9/19/71
12	vs. Denver, 10/6/13
11	@ San Francisco, 12/12/77
11	vs. Minnesota, 11/26/87

Most Consecutive Games Score Touchdown

75	1979-84
73	1960-65
72	1965-70

POINT AFTER TOUCHDOWN**Most Points After Touchdowns, Season**

59	1980
57	1983
56	1966, 2014

Most Point After Touchdowns, Opponent, Season

49	1962
49	2010*
47	2013

Most Point After Touchdowns, Game

8	vs. Philadelphia, 10/9/66
8	vs. Detroit, 9/15/68
8	vs. San Francisco, 10/12/80

Most Point After Touchdowns, Opponent, Game

7	@ St. Louis, 12/9/62
7	vs. Philadelphia, 11/15/04
7	@ New Orleans, 11/10/13
6	13 times, last @ Denver, 9/17/17

Most Consecutive Point After Touchdowns (Kicking)

277	2010-17
236	2005-10
191	1996-2003

Most Two Point Conversions, Attempted, Season

5	1997
4	2000, 2012
3	2006, 2017

Most Two Point Conversions Attempted, Opponent, Season

6	2016
5	2017
4	1996, 1999, 2004, 2019

Most Two Point Conversions Made, Season

- 3 2012
- 2 1996, 1997, 2000, 2006, 2010, 2018, 2019
- 1 1995, 2004, 2005, 2009, 2013, 2015

Most Two Point Conversions Made, Opponent, Season

- 3 1999
- 2 1997-98, 2003-04, 2010-11, 2013-14, 2019

FIELD GOALS**Most Field Goals Attempted, Season**

- 40 2019
- 39 1991
- 38 1997

Most Field Goals Attempted, Opponent, Season

- 44 2008
- 39 1991
- 38 2002

Fewest Field Goals Attempted, Season

- 13 1960
- 17 1980*
- 19 2002

Fewest Field Goals Attempted, Opp., Season

- 12 1976
- 15 1977
- 17 1992*

Most Field Goals Attempted, Game

- 8 @ N.Y. Giants, 9/15/03
- 7 @ Chicago, 11/24/68
- 7 vs. Green Bay, 11/18/96

Most Field Goals Attempted, Opponent, Game

- 7 @ Philadelphia, 12/5/65
- 7 vs. LA Rams, 10/1/17
- 6 vs. San Francisco, 11/20/60
- 6 vs. St. Louis, 12/18/71
- 6 @ Green Bay, 10/1/72
- 6 @ Arizona, 10/13/02
- 6 @ Atlanta, 11/4/12

Most Field Goals Attempted, Both Teams, Game

- 9 @ Philadelphia, 12/5/65
- 9 @ Chicago, 11/24/68
- 9 @ N.Y. Giants, 9/15/03
- 9 @ Atlanta, 11/4/12

Most Field Goals Made, Season

- 34 1997
- 32 1996, 2011
- 30 1993, 2019, 2019

Most Field Goals Made, Opponent, Season

- 38 2008
- 30 2015
- 29 1991, 2012

Fewest Field Goals Made, Season

- 6 1960
- 9 1963, 1967
- 10 1974, 1989*

Fewest Field Goals Made, Opponent, Season

- 7 1976
- 8 1967
- 9 1968, 1969
- 11 1978*

Most Field Goals Made, Game

- 7 vs. Green Bay, 11/18/96
- 7 @ N.Y. Giants, 9/15/03
- 6 vs. Washington, 9/26/11
- 5 @ Rams, 12/21/87
- 5 vs. Green Bay, 10/3/93
- 5 vs. N.Y. Giants, 12/17/95
- 5 @ Arizona, 9/7/97
- 5 vs. Philadelphia, 9/15/97
- 5 vs. Green Bay, 12/15/13

Most Field Goals Made, Opponent, Game

- 7 vs. LA Rams, 10/1/17
- 5 vs. Atlanta, 10/20/96
- 5 vs. Philadelphia, 11/18/01
- 5 vs. N.Y. Giants, 10/28/12

Most Field Goals Made, Both Teams, Game

- 9 vs. Washington, 9/26/11
- 8 @ N.Y. Giants, 9/15/03
- 8 vs. LA Rams, 10/1/17

Most Consecutive Games Scoring Field Goal

- 18 1992-93
- 15 1996-97
- 14 2012

SAFETIES**Most Safeties, Season**

- 3 1981
- 2 Many times, last 2003

Most Safeties, Opponent, Season

- 2 1960, 1986, 1988, 2002, 2006

Most Safeties, Game

- 2 vs. Philadelphia, 11/19/72
- 2 vs. Arizona, 10/5/03
- 1 Many times, last vs. Washington, 1/3/16

FIRST DOWNS**Most First Downs, Season**

- 379 2019
- 364 1995
- 358 2016

Most First Downs, Opponent, Season

- 388 2013
- 330 2016
- 327 2019

Most First Downs, Both Teams, Season

- 713 2013
- 706 2019
- 691 2016

Fewest First Downs, Season

- 180 1960
- 211 1965
- 237 2002*

Fewest First Downs, Opponent, Season

- 199 1974
- 200 1971
- 228 2003*

Most First Downs, Game

- 33 @ Detroit, 9/15/85
- 32 Six times, last vs. Philadelphia, 12/9/18

Most First Downs, Opponent, Game

- 40 @ New Orleans, 11/10/13
- 34 vs. Denver, 10/6/13
- 33 @ Houston, 11/10/91
- 33 vs. New Orleans, 12/23/12
- 33 @ Chicago, 12/9/13

Most First Downs, Both Teams, Game

- 58 vs. Denver, 10/6/13
- 57 @ Oakland, 11/19/95
- 57 @ Chicago, 12/9/13
- 56 vs. Green Bay, 10/6/19

Fewest First Downs, Game

- 6 @ Tennessee, 12/25/00
- 7 @ N.Y. Giants, 12/16/89
- 7 @ Washington, 12/30/07
- 8 Nine times, last @ Washington, 12/29/02

Fewest First Downs, Opponent, Game

- 5 @ Philadelphia, 11/6/66
- 5 @ Philadelphia, 9/23/74
- 6 Four times, last vs. Philadelphia, 10/9/05

Fewest First Downs, Both Teams, Game

- 20 @ Green Bay, 10/24/65
- 21 @ Philadelphia, 11/6/66
- 21 @ Houston, 11/24/74
- 21 @ N.Y. Giants, 12/16/89

Most First Downs, Rushing, Season

- 147 1974
- 146 1978*
- 143 1980

Most First Downs, Rushing, Opponent, Season

- 137 2000
- 122 1961, 2013
- 118 1986

Fewest First Downs, Rushing, Season

- 57 1960
- 70 1982*
- 76 2012

Fewest First Downs, Rushing, Opp., Season

52 1969
59 1971
68 1992*, 2003*

Most First Downs, Rushing, Game

19 @ Baltimore, 12/6/81
18 vs. Cleveland, 11/25/82
17 @ Green Bay, 11/12/78
17 vs. Washington, 11/22/81

Most First Downs, Rushing, Opponent, Game

17 @ Chicago, 9/30/84
17 vs. Philadelphia, 9/3/00
17 @ Washington, 12/30/12

Fewest First Downs, Rushing, Game

0 vs. Philadelphia, 11/1/70
0 @ Washington, 12/30/07
0 vs. Minnesota, 11/10/19
1 Many times, last @ Denver, 9/27/17

Fewest First Downs, Rushing, Opponent, Game

0 Eight times, last vs. Indianapolis, 12/21/14
1 Many times, last vs. Philadelphia, 12/9/18

Most First Downs, Passing, Season

237 2012
229 2019
219 2011

Most First Downs, Passing, Opponent, Season

231 2013
226 2016
200 2010

Fewest First Downs, Passing, Season

95 1970
105 1960
110 2001*

Fewest First Downs, Passing, Opp., Season

94 1977
97 1960
127 2003*

Most First Downs, Passing, Game

24 vs. Chicago, 10/1/12
23 @ San Francisco, 11/10/63
23 @ N.Y. Giants, 12/6/09
23 vs. Philadelphia, 12/9/18

Most First Downs, Passing, Opponent, Game

25 vs. New Orleans, 12/23/12
22 vs. Washington, 11/18/07
22 @ Pittsburgh, 11/13/16
21 vs. Chicago, 11/18/62
21 vs. Kansas City, 11/20/83
21 @ St. Louis, 11/11/84
21 @ Arizona, 11/15/98

Fewest First Downs, Passing, Game

1 vs. Tampa Bay, 9/9/01
2 @ Phoenix, 10/14/90
2 @ Tennessee, 12/25/00

Fewest First Downs, Passing, Opponent, Game

1 Three times, last @ N.Y. Jets, 12/21/75

Most First Downs, Penalty, Season

44 2005
38 2015
33 1985

Most First Downs, Penalty, Opponent, Season

38 1997, 2019
35 2013, 2017
34 1987, 2014

Fewest First Downs, Penalty, Season

9 1961, 1962, 1971
11 1963, 1967
18 1996*, 2008*

Fewest First Downs, Penalty, Opp., Season

10 1969
12 1961
16 1991*

Most First Downs, Penalty, Game

10 vs. Cleveland, 11/18/12
9 vs. Detroit, 11/20/05
7 vs. Washington, 12/26/93

Most First Downs, Penalty, Opponent, Game

7 @ N.Y. Jets, 10/4/87
7 vs. Tampa Bay, 12/23/18
6 Six times, last @ Philadelphia, 11/11/12

NET YARDS GAINED RUSHING AND PASSING**Most Yards Gained, Season**

6,904 2019
6,390 2009
6,138 2014

Most Yards Gained, Opponent, Season

6,645 2013
5,687 2012
5,681 2014

Fewest Yards Gained, Season

3,153 1960
3,704 1964
4,081 1990*

Fewest Yards Gained, Opponent, Season

3,213 1977
3,463 1974
3,933 1992*

Most Yards Gained, Game

652 vs. Philadelphia, 10/9/66
583 vs. Baltimore, 9/4/78
578 vs. St. Louis Cardinals, 9/30/73

Most Yards Gained, Opponent, Game

625 @ New Orleans, 11/10/13
623 @ Detroit, 10/27/13
583 @ Houston, 11/10/91

Most Yards Gained, Both Teams, Game

1,045 @ Washington, 9/12/99 (OT)
1,039 vs. Denver, 10/6/13
1,008 vs. New Orleans, 12/23/12 (OT)

Fewest Yards Gained, Game

90 vs. Philadelphia, 9/15/91
95 @ Tennessee, 12/25/00
100 @ Phoenix, 10/14/90

Fewest Yards Gained, Opponent, Game

62 vs. Seattle, 10/11/92
63 @ Green Bay, 10/24/65
80 @ Philadelphia, 11/6/66

Fewest Yards Gained, Both Teams, Game

255 @ Green Bay, 10/24/65
320 @ Philadelphia, 11/6/66
333 @ Houston, 11/24/74

Most Consecutive Games, 300 or More Yards

17 1975-76
15 1978-79
14 2006

Most Consecutive Games, 400 or More Yards

8 2016
4 1976, 2014
3 1983, 2017

RUSHING**ATTEMPTS****Most Rushing Attempts, Season**

630 1981
625 1978
594 1980

Most Rushing Attempts, Opponent, Season

543 1989
538 2000
511 1997

Fewest Rushing Attempts, Season

311 1960
336 2013*
355 1989, 2012

Fewest Rushing Attempts, Opponent, Season

313 1969
339 1967
340 2016*

Most Rushing Attempts, Game

66 @ Baltimore, 12/6/81
59 vs. San Francisco, 10/12/80
58 @ Green Bay, 11/12/78

Most Rushing Attempts, Opponent, Game

- 53 vs. N.Y. Giants, 11/7/76
- 52 vs. N.Y. Giants, 12/17/72
- 51 vs. N.Y. Giants, 9/16/90

Fewest Rushing Attempts, Game

- 9 vs. Minnesota, 11/3/13
- 10 @ New Orleans, 9/10/89
- 11 vs. N.Y. Giants, 9/16/90
- 11 vs. Washington, 9/28/08
- 11 vs. Washington, 11/22/12
- 11 vs. New Orleans, 12/23/12

Fewest Rushing Attempts, Opponent, Game

- 9 vs. Philadelphia, 10/9/05
- 10 vs. Philadelphia, 1/3/10
- 10 vs. Indianapolis, 12/21/14
- 11 @ Atlanta, 12/21/92

YARDS

Most Yards Gained Rushing, Season

- 2,783 1978
- 2,711 1981
- 2,454 1974

Most Yards Gained Rushing, Opponent, Season

- 2,636 2000
- 2,242 1960
- 2,226 1984

Fewest Yards Gained Rushing, Season

- 1,049 1960
- 1,265 2012*
- 1,409 1989

Fewest Yards Gained Rushing, Opp., Season

- 1,050 1969
- 1,094 1967
- 1,144 1971
- 1,244 1992*

Most Yards Gained Rushing, Game

- 354 @ Baltimore, 12/6/81
- 313 @ Green Bay, 11/12/78
- 299 vs. Cleveland, 11/25/82

Most Yards Gained Rushing, Opponent, Game

- 306 vs. Philadelphia, 9/3/00
- 289 vs. Philadelphia, 10/22/61
- 283 @ Chicago, 9/30/84

Most Yards Gained Rushing, Both Teams, Game

- 510 @ Baltimore, 12/6/81
- 466 vs. Philadelphia, 10/22/61
- 450 vs. N.Y. Giants, 10/15/61

Fewest Yards Gained Rushing, Game

- 1 @ Washington, 12/30/07
- 8 @ New Orleans, 12/6/98
- 19 vs. N.Y. Giants, 10/28/12

Fewest Yards Gained Rushing, Opponent, Game

- 1 vs. Indianapolis, 12/21/14
- 7 vs. Pittsburgh, 10/30/66
- 7 @ Philadelphia, 9/20/15
- 11 @ Cleveland, 9/17/67

AVERAGE GAIN

Highest Average Gain Rushing, Season

- 4.82 2009
- 4.80 2016, 2019
- 4.70 1962

Highest Average Gain Rushing, Opponent, Season

- 5.04 1960
- 4.92 1961
- 4.90 2000*

Lowest Average Gain Rushing, Season

- 3.37 1960
- 3.45 1996*
- 3.55 1994

Lowest Average Gain Rushing, Opponent, Season

- 3.22 1974
- 3.23 1967
- 3.24 1971
- 3.45 2003*

TOUCHDOWNS

Most Touchdowns Rushing, Season

- 29 1995
- 26 1968, 1980, 1994

Most Touchdowns, Rushing, Opponent, Season

- 24 1960
- 19 1962, 1987
- 17 1989*

Fewest Touchdowns, Rushing, Season

- 5 2011
- 6 1960, 1961, 1997
- 7 1989, 2002

Fewest Touchdowns, Rushing, Opp., Season

- 2 1968
- 3 1969
- 5 1973, 1999*

Most Touchdowns, Rushing, Game

- 5 @ Philadelphia, 9/29/68
- 5 @ Buffalo, 9/19/71
- 5 vs. Phoenix, 12/16/90

Most Touchdowns, Rushing, Opponent, Game

- 5 Four times, last vs. Philadelphia, 10/10/65
- 4 Many times, last vs. Green Bay, 10/6/19

Most Touchdowns, Rushing, Both Teams, Game

- 6 Seven times, last vs. Phoenix, 12/16/90
- 5 Many times, last vs. Green Bay, 10/6/19

PASSING

ATTEMPTS

Most Passes Attempted, Season

- 658 2012
- 604 1984
- 597 2019

Most Passes Attempted, Opponent, Season

- 632 2016
- 623 2013
- 581 2007

Fewest Passes Attempted, Season

- 297 1970
- 321 1973
- 413 2001*

Fewest Passes Attempted, Opponent, Season

- 293 1960
- 326 1961
- 432 1978*

Most Passes Attempted, Game

- 62 @ Detroit, 9/15/85
- 62 vs. N.Y. Giants, 10/28/12
- 62 vs. Washington, 11/22/12
- 57 vs. Minnesota, 11/26/98

Most Passes Attempted, Opponent, Game

- 59 vs. Kansas City, 11/20/83
- 56 @ Houston, 11/10/91
- 56 @ Arizona, 11/15/98
- 55 Four times, last vs. Washington, 11/18/07

Most Passes Attempted, Both Teams, Game

- 99 @ Philadelphia, 10/23/88
- 96 vs. New Orleans, 12/23/12
- 96 @ Philadelphia, 10/13/13
- 96 @ Philadelphia, 10/20/13

Fewest Passes Attempted, Game

- 8 vs. Washington, 12/10/00
- 11 vs. Atlanta, 10/11/70
- 11 vs. N.Y. Giants, 10/21/73
- 12 vs. Philadelphia, 10/14/62

Fewest Passes Attempted, Opponent, Game

- 10 vs. Washington, 10/3/71
- 10 vs. Miami, 11/22/73
- 12 @ Pittsburgh, 11/20/77

Fewest Passes Attempted, Both Teams, Game

- 28 @ N.Y. Jets, 12/21/75
- 29 vs. Atlanta, 10/11/70
- 31 @ N.Y. Giants, 10/10/76

COMPLETIONS

Most Passes Completed, Season

- 434 2012
- 388 2019
- 379 2010

Most Passes Completed, Opponent, Season

- 425 2016
- 403 2013
- 376 2011

STAFF

Fewest Passes Completed Season

149 1970
163 1960
210 2001*

Fewest Passes Completed, Opponent, Season

146 1960
154 1977
202 1978*

Most Passes Completed, Game

42 vs. Philadelphia, 12/9/18
41 @ N.Y. Giants, 12/6/09
40 @ Detroit, 9/15/85
40 vs. Chicago, 10/1/12

Most Passes Completed, Opponent, Game

41 @ Houston, 11/10/91
41 vs. Washington, 11/24/16
37 vs. New Orleans, 12/23/12
37 @ Pittsburgh, 11/13/16

Most Pass Completions, Both Teams, Game

65 @ Houston, 11/10/91
64 vs. Philadelphia, 12/9/18
63 vs. New Orleans, 12/23/12
63 vs. N.Y. Giants, 9/8/13

Fewest Passes Completed, Game

4 vs. Atlanta, 10/11/70
5 vs. Washington, 12/12/76
5 vs. Washington, 12/10/00
5 @ Tennessee, 12/25/00

Fewest Passes Completed, Opponent, Game

2 @ N.Y. Jets, 12/21/75
4 Four times, last vs. Rams, 9/21/75

Fewest Pass Completions, Both Teams, Game

8 @ N.Y. Jets, 12/21/75
14 Five times, last vs. Rams, 9/21/75

YARDS**Most Yards Gained, Passing, Season**

4,751 2019
4,729 2012
4,287 2009

Most Yards Gained, Passing, Opponent, Season

4,589 2013
4,167 2016
4,031 2014

Fewest Yards Gained, Passing, Season

2,013 1964
2,104 1960
2,149 1970
2,218 2001*

Fewest Yards Gained, Passing, Opp., Season

1,562 1977
1,909 1976
1,913 1970
2,288 1978*

Most Yards Gained, Passing, Game

470 vs. Denver, 10/6/13
455 vs. Minnesota, 11/26/98
452 @ Detroit, 9/15/85

Most Yards Gained, Passing, Opponent, Game

480 @ Detroit, 10/27/13
449 vs. Washington, 11/24/16
448 @ Arizona, 11/15/98

Most Yards Gained, Passing, Both Teams, Game

884 vs. Denver, 10/6/13
852 vs. New Orleans, 12/23/12
808 vs. Minnesota, 11/26/98

Fewest Yards Gained, Passing, Game

-1 @ Green Bay, 10/24/65
10 @ Tennessee, 12/25/00
16 @ St. Louis, 12/10/1961

Fewest Yards Gained, Passing, Opp., Game

-10 @ Green Bay, 10/24/65
-1 @ N.Y. Jets, 12/21/75
1 vs. Washington, 10/16/77

Fewest Yards Gained, Pass., Both Teams, Game

-11 @ Green Bay, 10/24/65
83 vs. Atlanta, 10/11/70
85 @ N.Y. Jets, 12/21/75

COMPLETION PERCENTAGE**Highest Completion Percentage, Season**

68.9 2014 (328 of 476)
67.6 2018 (356 of 527)
67.3 2016 (325 of 483)

Highest Completion Percentage, Opp., Season

67.7 2018 (367 of 542)
67.2 2016 (425 of 632)
66.5 2014 (371 of 558)

Lowest Completion Percentage, Season

46.0 1960 (163 of 354)
46.4 1965 (168 of 362)
47.5 1964 (192 of 404)
50.8 2001 (210 of 413)*

Lowest Completion Percentage, Opp., Season

41.6 1977 (154 of 370)
43.4 1975 (162 of 373)
46.2 1981 (236 of 511)*

Highest Completion Percentage, Game (10 att.)

90.5 vs. Indianapolis, 12/21/14 (19 of 21)
88.9 vs. Tampa Bay, 12/18/16 (32 of 36)
88.5 vs. Buffalo, 11/13/11 (23 of 26)

Highest Completion Percentage, Opponent, Game (10 att.)

85.7 @ Detroit, 12/11/60 (12 of 14)
84.2 @ New Orleans, 9/10/89 (16 of 19)
84.0 vs. Pittsburgh, 10/17/04 (21 of 25)

Highest Completion Percentage, Both Teams, Game

80.6 @ N.Y. Giants, 10/10/76 (25 of 31)
79.1 vs. N.Y. Giants, 9/10/17 (53 of 67)
78.7 vs. N.Y. Giants, 9/29/91 (48 of 61)

Lowest Completion Percentage, Game

22.7 vs. Washington, 12/12/76 (5 of 22)
25.0 @ Tennessee, 12/25/00 (5 of 20)
28.6 vs. Washington, 9/26/65 (6 of 21)

Lowest Completion Percentage, Opp., Game

16.7 @ N.Y. Jets, 12/21/75 (2 of 12)
18.2 @ St. Louis, 10/23/60 (4 of 22)
21.1 @ Green Bay, 10/24/65 (4 of 19)

Lowest Completion Per., Both Teams, Game

28.6 @ N.Y. Jets, 12/21/75 (8 of 28)
30.4 @ St. Louis, 10/23/60 (14 of 46)
33.3 @ Washington, 12/14/03 (17 of 51)

TOUCHDOWNS**Most Touchdowns, Passing, Season**

37 2014
36 2007
33 2013

Most Touchdowns, Passing, Opponent, Season

33 1962, 2010*, 2013*
31 1963, 2004

Fewest Touchdowns, Passing, Season

10 1964
12 1990*, 1996*

Fewest Touchdowns, Passing, Opp., Season

10 1970, 1996*
11 1978

Most Touchdowns, Passing, Game

5 Ten times, last vs. Indianapolis, 12/21/14
4 Many times, last vs. Washington, 12/29/19

Most Touchdowns, Passing, Opponent, Game

6 @ N.Y. Giants, 12/16/62
5 Seven times, last vs. New England, 10/14/07

SACKS**TOTAL SACKS****Most Sacks, Season**

62 1985
60 1966
59 2008

Most Sacks, Opponent, Season

68 1964
60 1986*
56 2018

Fewest Sacks, Season

20 1960, 1963
21 1961
23 1991*, 2019*

PLAYERS

2019 SEASON

TEAM RECORDS

PLAYOFF RECORDS

HISTORY

SIDELINES

Fewest Sacks, Opponent, Season

18 1995
 19 1996, 1998
 20 1994

Most Sacks, Game

12 @ Pittsburgh, 11/20/66
 12 @ Houston, 9/29/85
 11 @ Detroit, 10/6/75
 11 @ N.Y. Jets, 10/4/87

Most Sacks, Opponent, Game

11 @ San Diego, 11/16/86
 11 vs. Philadelphia, 9/15/91
 10 vs. New England, 11/22/84

Most Sacks, Both Teams, Game

17 @ Pittsburgh, 11/20/66
 15 @ San Diego, 11/16/86
 14 Four times, last @ Houston, 9/29/85

Games With No Sacks Allowed, Season

8 1994
 6 1995
 5 Five times, last 2008

SACK YARDAGE**Most Sack Yardage, Season**

459 1985
 452 1969
 442 1978

Most Sack Yardage, Opponent, Season

503 1964
 498 1986*
 403 1987

Fewest Sack Yardage, Season

130 2001
 137 2002
 151 1991, 2019

Fewest Sack Yardage, Opponent, Season

93 1994
 110 1998
 112 1992

Most Sack Yardage, Game

84 vs. Detroit, 10/6/75
 84 @ Houston, 11/24/74
 82 @ Houston, 9/29/85

Most Sack Yardage, Opponent, Game

93 @ San Diego, 11/16/86
 77 vs. San Francisco, 11/23/72
 71 @ Atlanta, 9/15/74

INTERCEPTIONS**TOTAL INTERCEPTIONS****Most Interceptions, Season**

37 1981
 33 1985
 29 1967

Most Interceptions, Opponent, Season

33 1960
 28 1967
 27 1961, 1988*, 1989*

Fewest Interceptions, Season

6 2016
 7 1989, 1997, 2012, 2019
 8 2008, 2015

Fewest Interceptions, Opponent, Season

6 1993
 8 1998, 2018
 9 2009, 2016

Most Interceptions, Game

7 @ Philadelphia, 9/26/71
 6 vs. Washington, 9/9/85
 5 Seven times, last vs. Miami, 11/25/99

Most Interceptions, Opponent, Game

5 Eight times, last vs. Chicago, 10/11/12

YARDS GAINED**Most Yards, Season**

549 1963
 523 1980*
 482 1981

Most Yards, Opponent, Season

586 1961
 526 2004*
 437 1963

Fewest Yards, Season

33 2009
 36 2008
 37 1989

Fewest Yards, Opponent, Season

33 2016
 47 1993
 77 2018

Most Yards, Game

183 vs. Washington, 11/3/63
 154 vs. Atlanta, 9/20/99
 150 @ Philadelphia, 9/26/71

Most Yards, Opponent, Game

138 vs. N.Y. Giants, 10/15/61
 129 @ Minnesota, 10/18/70
 127 @ Cleveland, 10/23/66

TOUCHDOWNS**Most Touchdowns By Interceptions, Season**

4 1985, 1995, 1999
 3 10 times, last 2010

Most Touchdowns By Interceptions, Opp, Season

5 1961, 1963
 4 1964, 1984*, 1990*, 2001*, 2004*, 2015*, 2017*

PUNTING**TOTAL PUNTS****Most Punts, Season**

113 2002
 108 1984
 95 2003

Most Punts, Opponent, Season

108 1978
 105 2003*
 103 1977

Fewest Punts, Season

51 1972, 2019
 55 1995
 56 1971, 1993, 2006

Fewest Punts, Opponent, Season

43 1961
 50 1960
 61 1991, 2013*

Most Punts, Game

11 vs. Green Bay, 9/23/84
 10 Nine times, last @ Detroit, 11/3/02

Most Punts, Opponent, Game

11 @ Rams, 9/30/62
 11 @ Atlanta, 9/15/74
 11 vs. Buffalo, 11/15/76

11 vs. New England, 11/22/84

10 Many times, last vs. Chicago, 11/25/04

Most Punts, Both Teams, Game

21 vs. Buffalo, 11/15/76
 21 vs. New England, 11/22/84
 20 vs. Green Bay, 9/23/84

Fewest Punts, Game

0 vs. Cleveland, 12/3/61
 0 vs. Detroit, 9/15/68
 0 vs. Baltimore, 9/4/78
 0 vs. Cincinnati, 11/12/00

Fewest Punts, Opponent, Game

0 vs. Philadelphia, 10/22/61
 0 vs. N.Y. Giants, 9/29/91
 0 vs. Denver, 10/6/13
 0 @ Chicago, 12/9/13
 0 vs. LA Chargers, 11/23/17
 1 17 times, last at Indianapolis, 12/16/18

Fewest Punts, Both Teams, Game

1 vs. Cleveland, 12/3/61
 1 vs. Denver, 10/6/13
 2 vs. Philadelphia, 10/22/61
 3 Eight times, last at Indianapolis, 12/16/18

Consecutive Punts, No Blocks

611 1989-98
396 1961-66
382 1978-83

Consecutive Punts, No Blocks, Opponent

628 2002-10
591 1977-84
582 1992-99

AVERAGE YARDAGE**Highest Average Distance, Punting, Season**

48.2 2006
47.2 2010
47.1 2007

Highest Average Distance, Punting, Opponent, Season

47.5 2011
47.2 2013
46.2 1996, 2019

Highest Avg. Distance, Punting, Game (4 punts)

56.8 vs. Houston, 10/15/06
55.3 vs. Chicago, 9/28/97
55.3 @ San Francisco, 10/2/16

Highest Average Distance, Punting, Opponent, Game (4 punts)

56.8 vs. Washington, 12/29/19
55.8 vs. LA Rams, 12/15/19
55.3 vs. St. Louis, 9/30/07
55.3 @ San Francisco, 9/18/11

PUNT RETURNS**TOTAL RETURNS****Most Punt Returns, Season**

63 1978
62 1974
61 1977

Most Punt Returns, Opponent, Season

58 2002
55 1984
53 1983

Fewest Punt Returns, Season

18 1962
21 2018
23 1963, 1995*, 2019*

Fewest Punt Returns, Opponent, Season

15 1972
16 2017
17 1961

Most Punt Returns, Game

9 vs. Buffalo, 11/15/76
8 vs. Cleveland, 11/25/82
8 @ Houston, 12/13/82
8 @ Washington, 9/27/04
8 @ Detroit, 11/3/02

Most Punt Returns, Opponent, Game

8 vs. N.Y. Giants, 11/4/84
7 Five times, last vs. Phoenix, 10/30/88

YARDS GAINED**Most Yards, Punt Returns, Season**

573 1974
556 1980
550 1992

Most Yards, Punt Returns, Opponent, Season

637 2002
588 1983
493 2001

Fewest Yards, Punt Returns, Season

81 1962
103 1961
119 2018*

Fewest Yards, Punt Returns, Opponent, Season

41 1972
52 1964
75 2017

Most Yards, Punt Returns, Game

126 vs. Green Bay, 11/29/64
124 @ Philadelphia, 12/15/91
122 vs. Pittsburgh, 12/8/68

Most Yards, Punt Returns, Opponent, Game

139 @ Atlanta, 11/11/01
123 @ N.Y. Giants, 10/18/99
112 @ St. Louis, 10/13/74

TOUCHDOWNS**Most Touchdowns, Punt Returns, Season**

3 2010
2 1968, 1992, 1993, 1998, 2000, 2009

Most Touchdowns, Punt Returns, Opp., Season

1 15 times, last 2012

KICKOFF RETURNS**TOTAL RETURNS****Most Kickoff Returns, Season**

78 2004
77 1989
74 2010

Most Kickoff Returns, Opponent, Season

86 2007
85 1995
82 1994

Fewest Kickoff Returns, Season

13 2018
20 2019
24 2016

Fewest Kickoff Returns, Opponent, Season

23 2015
25 2018
32 1960

Most Kickoff Returns, Game

9 @ Minnesota, 10/18/70
8 Seven times, last @ Chicago, 12/9/13

Most Kickoff Returns, Opponent, Game

10 vs. Detroit, 9/15/68
9 Five times, last vs. N.Y. Jets, 12/4/71

YARDS GAINED**Most Yards, Kickoff Returns, Season**

1,709 1989
1,603 2004
1,572 2010

Most Yards, Kickoff Returns, Opponent, Season

1,979 2007
1,806 1983
1,709 1978, 1994

Fewest Yards, Kickoff Returns, Season

283 2018
325 2019
492 2016

Fewest Yards, Kickoff Returns, Opponent, Season

549 2015
662 2018
746 2016

Most Yards, Kickoff Returns, Game

260 vs. San Francisco, 11/7/65
252 vs Philadelphia, 9/15/08
240 @ Philadelphia, 9/22/02

Most Yards, Kickoff Returns, Opponent, Game

261 @ Philadelphia, 11/6/66
258 vs. Green Bay, 10/3/93
245 vs. New England, 10/24/71

TOUCHDOWNS**Most Touchdowns, Kickoff Returns, Season**

2 1971, 2002*
1 11 times, last 2008

Most Touchdowns, Kickoff Returns, Opponent, Season

3 1966
1 Twelve times, last 2015

FUMBLES**TOTAL FUMBLES****Most Fumbles, Season**

46 1961
45 1981*
44 1986

Most Fumbles, Opponent, Season

44 1973
43 1975, 1981*

Fewest Fumbles, Season

- 11 2017
- 15 2019
- 16 1992, 2006

Fewest Fumbles, Opponent, Season

- 12 2015
- 15 1994
- 16 1995, 2013

Most Fumbles, Game

- 8 @ Tennessee, 12/25/00
- 7 vs. N.Y. Giants, 10/11/71
- 7 vs. New Orleans, 11/25/10
- 6 Seven times, last vs. Washington 9/26/11

Most Fumbles, Opponent, Game

- 7 @ Washington, 11/28/65
- 7 vs. Kansas City, 11/10/75
- 6 Six times, last @ N.Y. Giants, 11/4/01

FUMBLES LOST

Most Fumbles Lost, Season

- 21 1961, 1971, 1979*

Most Fumbles Lost, Opponent, Season

- 25 1971
- 23 1973
- 21 1983*

Fewest Fumbles Lost, Season

- 5 2007
- 7 1998, 2019
- 8 2003, 2013

Fewest Fumbles Lost, Opponent, Season

- 3 2015
- 6 1995
- 9 1988, 1994, 1999, 2000, 2004, 2012

Most Fumbles Lost, Game

- 5 @ New Orleans, 11/3/68
- 5 vs. N.Y. Giants, 10/11/71
- 5 vs. Kansas City, 11/10/75

Most Fumbles Lost, Opponent, Game

- 5 Four times, last vs. Raiders, 10/23/83

Most Consecutive Games Without Losing Fumble

- 7 1998
- 6 2013
- 5 1997, 2006, 2007, 2015

PENALTIES

TOTAL PENALTIES

Most Penalties, Season

- 141 1988
- 136 1999
- 131 1987

Most Penalties, Opponent, Season

- 142 2005
- 120 1998
- 119 2002

Fewest Penalties, Season

- 47 1961
- 62 1960, 1962
- 74 1991*

Fewest Penalties, Opponent, Season

- 38 1961
- 50 1965
- 52 1963, 1973
- 69 2001*

Most Penalties, Game

- 18 @ Philadelphia, 9/20/15
- 17 @ Cleveland, 12/4/88
- 16 @ N.Y. Jets, 10/4/87
- 16 @ Philadelphia, 10/23/88

Most Penalties, Opponent, Game

- 17 vs. Detroit, 11/20/05
- 14 vs. Tampa Bay, 10/9/83
- 14 vs. Carolina, 10/20/02
- 14 @ Philadelphia, 11/14/05

Most Penalties, Both Teams, Game

- 26 vs. Tampa Bay, 10/9/83
- 26 @ N.Y. Jets, 10/4/87
- 26 @ Cleveland, 12/4/88
- 26 @ Philadelphia, 9/20/15
- 25 vs. LA Rams, 10/18/81

Fewest Penalties, Game

- 0 @ St. Louis, 12/10/61
- 0 vs. Washington, 11/23/80
- 0 @ Washington, 11/5/89
- 0 vs. Arizona, 10/30/05

Fewest Penalties, Opponent, Game

- 0 @ Pittsburgh, 10/21/62
- 0 @ Philadelphia, 12/5/65
- 0 @ Seattle, 12/16/01
- 0 @ Philadelphia, 12/28/08
- 0 vs. Pittsburgh, 12/16/12
- 0 @ Philadelphia, 11/11/18

YARDS PENALIZED

Most Yards Penalized, Season

- 1,196 1999
- 1,148 1988
- 1,108 1998

Most Yards Penalized, Opponent, Season

- 1,015 2005
- 999 2000
- 990 1985

Fewest Yards Penalized, Season

- 427 1961
- 600 1960
- 610 1991*

Fewest Yards Penalized, Opponent, Season

- 362 1961
- 479 1963
- 483 1965
- 601 2008*

Most Yards Penalized, Game

- 161 @ Washington, 11/2/70
- 159 vs. Philadelphia, 10/13/68
- 153 @ Washington, 11/5/06

Most Yards Penalized, Opponent, Game

- 185 vs. Tampa Bay, 10/9/83
- 166 @ St. Louis, 10/9/77
- 150 @ N.Y. Jets, 10/4/87

Most Yards Penalized, Both Teams, Game

- 294 vs. Tampa Bay, 10/9/83
- 281 @ N.Y. Jets, 10/4/87
- 275 @ St. Louis, 10/9/77

Fewest Yards Penalized, Game

- 0 @ St. Louis, 12/10/61
- 0 vs. Washington, 11/23/80
- 0 @ Washington, 11/5/89
- 0 vs. Arizona, 10/30/05

Fewest Yards Penalized, Opponent, Game

- 0 @ Pittsburgh, 10/21/62
- 0 @ Philadelphia, 12/5/65
- 0 @ Seattle, 12/16/01
- 0 @ Philadelphia, 12/28/08
- 0 vs. Pittsburgh, 12/16/12
- 0 @ Philadelphia, 11/11/18

BLOCKED KICKS

BLOCKS

(Extra Points, Field Goals and Punts)

Most, Season

- 14 1965
- 7 1968
- 6 1963, 1973

Most, Season, Opponent

- 7 1973
- 6 1960, 2001*
- 4 1965, 1977, 1989

Most, Game

- 3 @ Pittsburgh, 10/31/65
- 2 11 times, last vs. Detroit, 9/19/94

Most, Game, Opponent

- 3 @ Washington, 10/8/73
- 2 Nine times, last @ Oakland, 10/7/01

BLOCKED EXTRA POINTS

Most, Season

- 4 1965
- 3 2003*
- 2 1963, 1968, 1979*

STAFF

Most, Season, Opponent

- 2 1960, 1979*
- 1 Eight times, last 2010

Most, Game

- 2 @ Pittsburgh, 10/31/65
- 1 Many times, last @ Chicago, 12/4/14

Most, Game, Opponent

- 2 vs. Philadelphia, 9/30/60
- 2 @ Minnesota, 10/7/79
- 1 Eight times, last @ N.Y. Giants, 11/14/10

BLOCKED FIELD GOALS**Most, Season**

- 9 1965
- 5 1968
- 4 1963, 1969, 1973, 1978*

Most, Season, Opponent

- 5 1973
- 4 1960
- 3 1965, 1991*, 2001*

Most, Game

- 2 Five times, last vs. Detroit, 9/19/94

Most, Game, Opponent

- 2 Six times, last @ Oakland, 10/7/01

BLOCKED PUNTS**Most, Season**

- 4 1976
- 3 1991*
- 2 1973, 1977, 1990, 1992

Most, Season, Opponent

- 3 2001
- 2 1973, 1976, 1989

Most, Game

- 2 vs. N.Y. Giants, 10/21/73
- 2 @ Houston, 11/10/91

- 1 Many times, last @ Philadelphia, 9/20/15

Most, Game, Opponent

- 1 Many times, last @ New England, 11/04/19

PLAYERS

2019 SEASON

TEAM RECORDS

PLAYOFF RECORDS

HISTORY

SIDELINES

LARGEST MARGIN**VICTORY**

1. 49 pts, (56-7) vs. Philadelphia, Oct. 9, 1966
2. 46 pts, (59-13) @ Detroit, Sept. 15, 1968
3. 45 pts, (52-7) vs. N.Y. Giants, Sept. 18, 1966
4. 45 pts, (59-14) vs. San Fran., Oct. 12, 1980
5. 44 pts, (51-7) vs. Seattle, Nov. 27, 1980
6. 42 pts, (52-10) vs. Houston, Dec. 20, 1970
7. 42 pts, (52-10) vs. N.Y. Jets, Dec. 4, 1971
8. 41 pts, (48-7) vs. Arizona, Oct. 22, 2000
9. 38 pts, (38-0) vs. Baltimore, Sept. 4, 1978
10. 37 pts, (40-3) vs. New Orleans, Sept. 24, 1973
- 37 pts, (37-0) vs. Detroit, Oct. 30, 1977
- 37 pts, (44-7) vs. Buffalo, Nov. 13, 2011

DEFEAT

1. 44 pts, (0-44) vs. Chicago, Nov. 17, 1985
2. 41 pts, (7-48) vs. Cleveland, Oct. 16, 1960
- 41 pts, (13-54) @ Minnesota, Oct. 18, 1970
4. 40 pts, (3-43) vs. Minnesota, Nov. 13, 1988
5. 38 pts, (7-45) vs. Baltimore, Oct. 30, 1960
- 38 pts, (0-38) vs. St. Louis, Nov. 16, 1970
- 38 pts, (6-44) @ Philadelphia, Dec. 28, 2008
- 38 pts, (7-45) @ Green Bay, Nov. 7, 2010
9. 36 pts, (7-43) vs. Philadelphia, Oct. 22, 1961
10. 34 pts, (7-41) @ Green Bay, Nov. 13, 1960
11. 33 pts, (3-36) vs. Philadelphia, Nov. 18, 2001
12. 32 pts, (20-52) @ St. Louis, Dec. 9, 1962
- 32 pts, (10-42) @ Cleveland, Nov. 2, 1969
- 32 pts, (17-49) @ New Orleans, Nov. 10, 2013

TEMPERATURE AT KICKOFF**COWBOYS WARMEST GAMES**

DATE	TEAM	W/L	SCORE	TEMP.
9/3/00	Philadelphia	L	14-41	109°
9/7/97	@ Arizona (OT)	L	22-25	101°
9/10/00	@ Arizona	L	31-32	100°
9/20/92	Phoenix	W	31-20	99°
9/13/81	St. Louis	W	30-17	98°
9/12/88	@ Phoenix	W	17-14	98°
9/12/93	Buffalo	L	10-13	97°
9/6/98	Arizona	W	38-10	97°
9/16/90	N.Y. Giants	L	7-28	96°
9/21/80	Tampa Bay	W	28-17	95°
9/15/97	Philadelphia	W	21-20	95°

Playoffs

1/14/96	Green Bay	W	38-27	72°
12/19/76	LA Rams	L	12-14	71°
1/21/79	*Pittsburgh	L	31-35	71°
1/17/71	*Baltimore	L	13-16	70°
	*@ Miami			

COWBOYS COLDEST GAMES

DATE	TEAM	W/L	SCORE	TEMP.
12/9/13	@ Chicago	L	28-45	8°
12/15/63	@ St. Louis	W	28-24	16°
12/6/92	@ Denver	W	31-27	19°
12/10/95	@ Phila.	L	17-20	19°
12/16/89	@ N.Y. Giants	L	0-15	20°
12/15/68	@ N.Y. Giants	W	28-10	21°
12/11/60	@ Detroit	L	14-23	22°
12/16/73	@ St. Louis	W	30-3	22°
11/23/97	@ Green Bay	L	17-45	22°
12/07/08	@ Pittsburgh	L	13-20	22°
12/19/81	@ N.Y. Giants	L	10-13	25°
12/9/61	@ St. Louis	L	20-52	26°
12/21/75	@ N.Y. Jets	W	31-21	28°

Coldest regular season home game:

11/25/93	Miami	L	14-16	32°
----------	-------	---	-------	-----

Playoffs

12/31/67	@ Green Bay	L	17-21	-13°
1/11/81	@ Philadelphia	L	7-20	16°
1/11/15	@ Green Bay	L	21-26	24°
1/7/96	Philadelphia	W	30-11	26°
12/28/75	@ Minnesota	W	17-14	27°
12/26/83	LA Rams	L	17-27	27°

Cowboys Longest Plays

LONG RUNS FROM SCRIMMAGE

- 99 - Tony Dorsett @ Minnesota, Jan. 3, 1983 (TD)
- 91 - DeMarco Murray vs. St. Louis, Oct. 23, 2011 (TD)**
- 84 - Tony Dorsett vs. Philadelphia, Dec. 4, 1977 (TD)**
- 84 - Herschel Walker vs. Philadelphia, Dec. 14, 1986 (TD)
- 80 - Troy Hambrick @ Philadelphia, Sept. 30, 2001
- 77 - Tony Dorsett @ St. Louis, Oct. 9, 1977 (TD)**
- 77 - Tony Dorsett @ Washington, Sept. 5, 1983
- 77 - Julius Jones vs. New Orleans, Dec. 10, 2006 (TD)
- 75 - Tony Dorsett @ New England, Sept. 21, 1981 (TD)
- 75 - Emmitt Smith vs. Washington, Sept. 9, 1991 (TD)

LONG FORWARD PASSES

- 95 - Don Meredith to Bob Hayes @ Washington, Nov. 13, 1966 (TD)
- 91 - Roger Staubach to Tony Dorsett vs. Baltimore, Sept. 4, 1978 (TD)
- 90 - Troy Aikman to Alvin Harper @ San Francisco, Nov. 13, 1994
- 90 - Troy Aikman to Jason Tucker vs. N.Y. Giants, Jan. 2, 2000 (TD)
- 90 - Dak Prescott to Amari Cooper vs. Washington, Nov. 22, 2018 (TD)
- 89 - Craig Morton to Bob Hayes @ Kansas City, Oct. 25, 1970 (TD)
- 87 - Troy Aikman to Michael Irvin vs. Phoenix, Sept. 20, 1992 (TD)
- 86 - Craig Morton to Lance Rentzel vs. Philadelphia, Nov. 1, 1970 (TD)
- 86 - Bernie Kosar to Emmitt Smith vs. Phoenix, Nov. 14, 1993
- 85 - Eddie LeBaron to Amos Marsh @ LA Rams, Sept. 30, 1962 (TD)
- 85 - Roger Staubach to Bob Hayes @ N.Y. Giants, Dec. 12, 1971 (TD)
- 85 - Tony Romo to Dez Bryant vs. Washington, Nov. 22, 2012 (TD)

LONG FIELD GOALS

- 63 - Brett Maher vs. Philadelphia, Oct. 20, 2019
- 62 - Brett Maher vs. Philadelphia, Dec. 9, 2018
- 62 - Brett Maher @ N.Y. Jets, Oct. 13, 2019
- 59 - Brett Maher vs. Tampa Bay, Dec. 23, 2018
- 56 - Dan Bailey @ Seattle, Oct. 12, 2014
- 56 - Dan Bailey @ Denver, Sept. 17, 2017
- 56 - Dan Bailey vs. N.Y. Giants, Sept. 11, 2016
- 56 - Billy Cundiff vs. Detroit, Nov. 20, 2005
- 55 - Brett Maher vs. Jacksonville, Oct. 14, 2018
- 54 - Dan Bailey @ Jacksonville (London, England), Nov. 9, 2014
- 54 - Dan Bailey @ Washington, Dec. 7, 2015
- 54 - Richie Cunningham @ Denver, Sept. 13, 1998
- 54 - Tony Fritsch @ N.Y. Giants, Sept. 24, 1972
- 54 - Ken Wills @ Cleveland, Sept. 1, 1991

LONG PUNTS

- 84 - Ron Wicby @ New Orleans, Nov. 3, 1968
- 75 - Sam Baker @ LA Rams, Sept. 30, 1962
- 75 - Billy Lothridge vs. N.Y. Giants, Oct. 11, 1964**
- 75 - Mat McBriar vs. Houston, Oct. 15, 2006
- 73 - Danny White vs. LA Rams, Oct. 14, 1979
- 72 - Toby Gowin vs. Chicago, Sept. 28, 1997**
- 71 - Sam Baker @ N.Y. Giants, Dec. 16, 1962
- 71 - Billy Lothridge vs. St. Louis, Sept. 12, 1964**
- 70 - Sam Paulescu vs. San Francisco, Nov. 23, 2008
- 68 - Mat McBriar vs. Philadelphia, Nov. 15, 2004
- 68 - Mat McBriar vs. Detroit, Oct. 2, 2011

LONG PUNT RETURNS

- 98 - Dennis Morgan @ St. Louis, Oct. 13, 1974 (TD)**
- 97 - Bryan McCann vs. Detroit, Nov. 21, 2010 (TD)**
- 93 - Dez Bryant, vs. N.Y. Giants, Oct. 25, 2010 (TD)**
- 90 - Bob Hayes vs. Pittsburgh, Dec. 8, 1968 (TD)
- 86 - Dwayne Harris vs. Washington, Oct. 13, 2013 (TD)
- 85 - Kelvin Martin @ Philadelphia, Dec. 15, 1991 (TD)
- 83 - Kevin Williams vs. Washington, Nov. 20, 1994 (TD)
- 83 - Deion Sanders vs. Chicago, Sept. 28, 1997 (TD)
- 83 - Ryan Switzer vs. Washington, Nov. 30, 2017 (TD)**
- 82 - Patrick Crayton vs. Seattle, Nov. 1, 2009 (TD)

LONG KICKOFF RETURNS

- 102 - Alexander Wright vs. Atlanta, Dec. 22, 1991 (TD)
- 101 - Amos Marsh vs. Philadelphia, Oct. 14, 1962 (TD)
- 101 - Ike Thomas vs. N.Y. Jets, Dec. 4, 1971 (TD)**
- 100 - Mel Renfro vs. San Francisco, Nov. 7, 1965 (TD)
- 100 - Mark Washington @ Washington, Nov. 22, 1970 (TD)**
- 100 - Reggie Swinton @ Philadelphia, Sept. 22, 2002 (TD)
- 98 - Felix Jones vs. Philadelphia, Sept. 15, 2008 (TD)**

Long kickoff returns, cont.

- 97 - **Thomas Henderson vs. St. Louis, Sept. 28, 1975 (TD)**
- 97 - **James Dixon @ Kansas City, Oct. 22, 1989 (TD)**
- 90 - **James Dixon @ Green Bay, Oct. 8, 1989**
- 90 - **Alexander Wright vs. N.Y. Giants, Sept. 16, 1990 (TD)**
- 90 - Dwayne Harris vs. Washington, Dec. 13, 2013

LONG INTERCEPTION RETURNS

- 101 - **Bryan McCann @ N.Y. Giants, Nov. 14, 2010 (TD)**
- 100 - **Mike Gaechter vs. Philadelphia, Oct. 14, 1962 (TD)**
- 96 - Dennis Thurman @ Washington, Sept. 6, 1981
- 95 - George Teague vs. Green Bay, Nov. 14, 1999 (TD)
- 94 - Darren Woodson @ Philadelphia, Dec. 4, 1994 (TD)
- 90 - Mel Renfro @ St. Louis, Oct. 4, 1965 (TD)
- 87 - Greg Ellis vs. Atlanta, Sept. 20, 1999 (TD)
- 86 - Mike Gaechter vs. Washington, Nov. 3, 1963
- 85 - **Roy Williams @ Washington, Dec. 29, 2002 (TD)**
- 79 - Thomas Henderson vs. Tampa Bay, Oct. 2, 1977 (TD)

LONG FUMBLE RETURNS

- 98 - Greg Ellis vs. Arizona, Oct. 3, 1999 (TD)
- 97 - Chuck Howley @ Atlanta, Oct. 2, 1966 (TD)
- 86 - Michael Downs @ Houston, Dec. 13, 1982 (TD)
- 84 - Don Bishop vs. St. Louis, Oct. 28, 1962 (TD)
- 77 - Jim Jeffcoat vs. Washington, Sept. 24, 1989 (TD)
- 72 - Benny Barnes @ San Francisco, Oct. 11, 1981 (TD)
- 69 - DeMarcus Ware @ Philadelphia, Oct. 8, 2006 (TD)
- 69 - Jaylon Smith vs. Tampa Bay, Dec. 23, 2018 (TD)
- 63 - Jim Ridlon vs. Philadelphia, Dec. 6, 1964 (TD)
- 63 - Jourdan Lewis @ N.Y. Giants, Nov. 4, 2019 (TD)
- 59 - **Marcus Spears vs. Kansas City, Dec. 11, 2005**

LONG RETURNS OF FIELD GOAL ATTEMPTS

- 94 - Jerry Norton @ St. Louis, Dec. 9, 1962 (TD)
- 86 - Orlando Scandrick @ Washington, Nov. 29, 2017
- 68 - Patrick Watkins vs. Minnesota, Oct. 21, 2007 (TD)
- 62 - Ron Fellows vs. New Orleans, Sept. 25, 1983 (TD)
- 60 - Mike Gaechter @ Washington, Nov. 28, 1965 (TD)
- 60 - **Obert Logan @ N.Y. Giants, Dec. 19, 1965 (TD)**

Bold denotes rookie

Cowboys Big Days

RUSHING

- 1. **253 - DeMarco Murray vs. St. Louis, Oct. 23, 2011 (25 carries)**
- 2. 237 - Emmitt Smith @ Philadelphia, Oct. 31, 1993 (30 carries)
- 3. **206 - Tony Dorsett vs. Philadelphia, Dec. 4, 1977 (23 carries)**
- 4. **198 - Julius Jones @ Seattle, Dec. 6, 2004 (30 carries)**
- 5. 194 - Julius Jones @ Carolina, Dec. 24, 2005 (34 carries)
- 6. 189 - Troy Hambrick @ Washington, Dec. 14, 2003 (33 carries)
- 7. 183 - Tony Dorsett @ N.Y. Giants, Nov. 9, 1980 (24 carries)
- 8. 182 - Emmitt Smith @ Phoenix, Sept. 22, 1991 (23 carries)
- 9. 179 - DeMarco Murray @ Chicago, Dec. 4, 2014 (32 carries)
- 10. 175 - Tony Dorsett @ Baltimore, Dec. 6, 1981 (30 carries)
- 175 - DeMarco Murray vs. St. Louis, Sept. 22, 2013 (26 carries)
- 12. 174 - Emmitt Smith @ Atlanta, Dec. 21, 1992 (24 carries)
- 13. 173 - Herschel Walker @ New England, Nov. 15, 1987 (28 carries)
- 14. 172 - Emmitt Smith vs. Philadelphia, Dec. 6, 1993 (23 carries)
- 15. 171 - Emmitt Smith @ Pittsburgh, Sept. 4, 1994 (31 carries)
- 16. 168 - Emmitt Smith @ N.Y. Giants, Jan. 2, 1994 (32 carries)
- 17. 167 - Emmitt Smith @ Atlanta, Oct. 29, 1995 (26 carries)
- 167 - DeMarco Murray @ Tennessee, Sept. 14, 2014 (29 carries)
- 19. 163 - Emmitt Smith vs. Philadelphia, Nov. 1, 1992 (30 carries)
- 163 - Emmitt Smith vs. N.Y. Giants, Nov. 7, 1994 (35 carries)
- 163 - Emmitt Smith @ N.Y. Giants, Sept. 4, 1995 (21 carries)
- 163 - Emmitt Smith vs. N.Y. Giants, Nov. 8, 1998 (29 carries)
- 23. 162 - Tony Dorsett @ New England, Sept. 21, 1981 (19 carries)
- 24. 160 - Emmitt Smith vs. Atlanta, Dec. 22, 1991 (32 carries)
- 25. 159 - Tony Dorsett vs. LA Rams, Oct. 18, 1981 (27 carries)
- 159 - Tony Dorsett @ Houston, Sept. 29, 1985 (23 carries)
- 159 - **Ezekiel Elliott vs. Tampa Bay, Dec. 18, 2016 (23 carries)**
- 28. 158 - Emmitt Smith vs. Philadelphia, Nov. 6, 1995 (27 carries)
- 29. **157 - Ezekiel Elliott @ Green Bay, Oct. 16, 2016 (28 carries)**
- 30. 155 - Emmitt Smith vs. Washington, Nov. 28, 1996 (29 carries)

100-YARD RUSHING GAMES - CAREER

100-Yard Games Team Record Pct		
Emmitt Smith	76	57-19 .750
Tony Dorsett.....	43	39-4 .907
Ezekiel Elliott	26	22-4 .846
DeMarco Murray	19	15-4 .789
Calvin Hill	16	14-2 .875
Don Perkins	10	5-4-1 .550
Herschel Walker	9	5-4 .556
Marion Barber	8	6-2 .750
Julius Jones	8	5-3 .625
Duane Thomas.....	6	6-0 1.000
Robert Newhouse.....	5	5-0 1.000
Troy Hambrick.....	5	3-2 .600
Darren McFadden	5	1-4 .200
Felix Jones	4	2-2 .500
Walt Garrison	2	2-0 1.000
Scott Laidlaw	2	2-0 1.000
Amos Marsh.....	2	2-0 1.000
Tony Pollard	2	2-0 1.000
Dan Reeves	2	1-1 .500
Tashard Choice	1	1-0 1.000
Alfred Morris.....	1	1-0 1.000
Paul Palmer.....	1	1-0 1.000
Chris Warren	1	1-0 1.000
Preston Pearson	1	0-1 .000
Total.....	255	198-57-1 .778

RECEIVING

- 250 - Miles Austin @ Kansas City, Oct. 11, 2009 (10 catches)
- 246 - Bob Hayes @ Washington, Nov. 13, 1966 (9 catches)
- 241 - Frank Clarke vs. Washington, Sept. 16, 1962 (10 catches)
- 226 - Amari Cooper vs. Green Bay, Oct. 6, 2019 (11 catches)
- 224 - Dez Bryant vs. New Orleans, Nov. 23, 2012 (9 catches)
- 223 - Lance Rentzel vs. Washington, Nov. 19, 1967 (13 catches)
- 217 - Amari Cooper vs. Philadelphia, Dec. 9, 2018 (10 catches)
- 213 - Tony Hill vs. Philadelphia, Nov. 12, 1979 (7 catches)
- 213 - Terrell Owens vs. San Francisco, Nov. 23, 2008 (7 catches)
- 210 - Michael Irvin vs. Phoenix, Sept. 20, 1992 (8 catches)
- 203 - James Dixon @ Phoenix, Nov. 12, 1989 (6 catches)**
- 203 - Kevin Williams @ Arizona, Dec. 25, 1995 (9 catches)
- 198 - Michael Irvin @ Arizona, Dec. 8, 1996 (8 catches)
- 195 - Bob Hayes vs. N.Y. Giants, Sept. 18, 1966 (6 catches)
- 190 - Frank Clarke @ San Francisco, Nov. 10, 1963 (8 catches)
- 188 - Drew Pearson @ Detroit, Oct. 6, 1975 (6 catches)
- 187 - Bob Hayes vs. Houston, Dec. 20, 1970 (6 catches)
- 186 - Michael Irvin @ Miami, Oct. 27, 1996 (12 catches)
- 184 - Patrick Crayton vs. St. Louis, Sept. 30, 2007 (7 catches)
- 181 - Bob Hayes vs. Baltimore, Dec. 13, 1969 (5 catches)
- 181 - Tony Hill @ Detroit, Sept. 15, 1985 (11 catches)

100-YARD RECEIVING GAMES - CAREER

100-Yard Games Team Record Pct		
Michael Irvin	47	36-11 .766
Tony Hill	26	17-9 .654
Bob Hayes	21	16-5 .762
Jason Witten	21	12-9 .571
Drew Pearson	19	11-8 .579
Dez Bryant	18	10-8 .556
Miles Austin.....	14	7-7 .500
Lance Rentzel	12	10-2 .833
Frank Clarke.....	12	4-6-2 .417
Terrell Owens	11	9-2 .818
Terry Glenn.....	9	5-4 .556
Amari Cooper	6	4-2 .667
Joey Galloway.....	6	4-2 .667
Alvin Harper	6	4-2 .667
Raghib Ismail	5	4-1 .800
Bill Howton.....	5	1-4 .200
Doug Cosbie	4	2-2 .500
Michael Gallup	4	2-2 .500
Mike Renfro	4	2-2 .500
Jay Novacek	4	1-3 .250
Patrick Crayton	3	3-0 1.000
Keyshawn Johnson.....	3	2-1 .667
Ray Alexander.....	3	1-2 .333
James McKnight	3	1-2 .333
Herschel Walker	3	1-2 .333
Terrance Williams	3	1-2 .333

100-YARD RECEIVING GAMES - CAREER, cont.

	100-Yard Games	Team Record	Pct
Laurent Robinson.....	3	0-3	.000
Doug Donley.....	2	2-0	1.000
Billy Joe DuPree.....	2	2-0	1.000
Preston Pearson.....	2	2-0	1.000
Dan Reeves.....	2	2-0	1.000
Ron Sellers.....	2	2-0	1.000
Mike Sherrard.....	2	2-0	1.000
Emmitt Smith.....	2	2-0	1.000
Cole Beasley.....	2	1-1	.500
Randall Cobb.....	2	1-1	.500
Kelvin Edwards.....	2	1-1	.500
Lee Folkins.....	2	1-1	.500
Jason Tucker.....	2	1-1	.500
Roy Williams.....	2	1-1	.500
Antonio Bryant.....	2	0-2	.000
Jim Doran.....	2	0-2	.000
Cornell Burbage.....	1	1-0	1.000
Buddy Dial.....	1	1-0	1.000
Tony Dorsett.....	1	1-0	1.000
Blake Jarwin.....	1	1-0	1.000
Ernie Mills.....	1	1-0	1.000
Kevin Ogletree.....	1	1-0	1.000
Rod Smith.....	1	1-0	1.000
Ron Springs.....	1	1-0	1.000
Kevin Williams.....	1	1-0	1.000
Tommy McDonald.....	1	0-0-1	.500
Marion Barber.....	1	0-1	.000
James Dixon.....	1	0-1	.000
Lance Dunbar.....	1	0-1	.000
Butch Johnson.....	1	0-1	.000
Karl Powe.....	1	0-1	.000
Total.....	322	191-118-3	.617

PASSING

1.	506	-	Tony Romo vs. Denver, Oct. 6, 2013 (25 of 36)
2.	463	-	Dak Prescott vs. Green Bay, Oct. 6, 2019 (27 of 44)
3.	460	-	Don Meredith @ San Francisco, Nov. 10, 1963 (30 of 48)
4.	455	-	Troy Aikman vs. Minnesota, Nov. 26, 1998 (34 of 57)
	455	-	Dak Prescott vs. Philadelphia, Dec. 9, 2018 (42 of 54)
6.	444	-	Dak Prescott @ Detroit, Nov. 17, 2019 (29 of 46)
7.	441	-	Tony Romo vs. Washington, Nov. 22, 2012 (37 of 62)
8.	437	-	Tony Romo vs. N.Y. Giants, Oct. 28, 2012 (36 of 62)
9.	435	-	Kellen Moore, vs. Washington, Jan. 3, 2016 (33 of 48)
10.	416	-	Tony Romo vs. New Orleans, Dec. 23, 2012 (26 of 43)
11.	406	-	Don Meredith @ Washington, Nov. 13, 1966 (21 of 29)
	406	-	Tony Romo vs. Tennessee, Oct. 10, 2010 (31 of 46)
13.	405	-	Dak Prescott vs. N.Y. Giants, Sept. 8, 2019 (25 of 32)
14.	397	-	Dak Prescott vs. Minnesota, Nov. 10, 2019 (28 of 46)
15.	394	-	Don Meredith vs. Philadelphia, Oct. 9, 1966 (19 of 26)
16.	392	-	Tony Romo @ N.Y. Giants, Dec. 6, 2009 (41 of 55)
17.	389	-	Gary Hogeboom @ San Francisco, Dec. 22, 1985 (28 of 49)
18.	379	-	Troy Aikman @ Phoenix, Nov. 12, 1989 (21 of 40)
	379	-	Jon Kitna vs. Jacksonville, Oct. 31, 2010 (34 of 49)
20.	377	-	Danny White vs. Tampa Bay, Oct. 9, 1983 (29 of 44)

300-YARD PASSING GAMES - CAREER

	300-Yard Games	Team Record	Pct
Tony Romo.....	46	29-17	.630
Troy Aikman.....	13	7-6	.538
Dak Prescott.....	12	8-4	.667
Danny White.....	10	5-5	.500
Don Meredith.....	7	6-1	.857
Roger Staubach.....	6	4-2	.667
Jon Kitna.....	4	2-2	.500
Steve Pelluer.....	4	2-2	.500
Drew Bledsoe.....	3	3-0	1.000
Gary Hogeboom.....	3	2-1	.667
Vinny Testaverde.....	3	1-2	.333
Quincy Carter.....	1	1-0	1.000
Jason Garrett.....	1	1-0	1.000
Chad Hutchinson.....	1	1-0	1.000
Craig Morton.....	1	1-0	1.000
Eddie LeBaron.....	1	0-1	.000
Kellen Moore.....	1	0-1	.000
Kyle Orton.....	1	0-1	.000
Total.....	118	73-45	.619

Bold denotes rookie

PLAYOFF RECORDS



Dallas Cowboys Playoff History

Date	Game	Opponent	Result	Site
1966 Season (0-1)				
Jan. 1, 1967	Championship Game	Green Bay	L 27-34	Cotton Bowl
1967 Season (1-1)				
Dec. 24	Eastern Championship Game	Cleveland	W 52-14	Cotton Bowl
Dec. 31	Championship Game	Green Bay	L 17-21	Lambeau Field
1968 Season (0-1)				
Dec. 21	Eastern Championship Game	Cleveland	L 20-31	Cleveland Stadium
1969 Season (0-1)				
Dec. 28	Eastern Championship Game	Cleveland	L 14-38	Cotton Bowl
1970 Season (2-1)				
Dec. 26	NFC Divisional Playoff	Detroit	W 5-0	Cotton Bowl
Jan. 3, 1971	NFC Championship Game	San Francisco	W 17-10	Kezar Stadium
Jan. 17, 1971	Super Bowl V	Baltimore	L 13-16	Orange Bowl
1971 Season (3-0)				
Dec. 25	NFC Divisional Playoff	Minnesota	W 20-12	Metropolitan Stadium
Jan. 2, 1972	NFC Championship Game	San Francisco	W 14-3	Texas Stadium
Jan. 16, 1972	Super Bowl VI	Miami	W 24-3	Tulane Stadium
1972 Season (1-1)				
Dec. 23	NFC Divisional Playoff	San Francisco	W 30-28	Candlestick Park
Dec. 31	NFC Championship Game	Washington	L 3-26	RFK Stadium
1973 Season (1-1)				
Dec. 23	NFC Divisional Playoff	Los Angeles	W 27-16	Texas Stadium
Dec. 30	NFC Championship Game	Minnesota	L 10-27	Texas Stadium
1975 Season (2-1)				
Dec. 28	NFC Divisional Playoff	Minnesota	W 17-14	Metropolitan Stadium
Jan. 4, 1976	NFC Championship Game	Los Angeles	W 37-7	Memorial Coliseum
Jan. 18, 1976	Super Bowl X	Pittsburgh	L 17-21	Orange Bowl
1976 Season (0-1)				
Dec. 19	NFC Divisional Playoff	Los Angeles	L 12-14	Texas Stadium
1977 Season (3-0)				
Dec. 26	NFC Divisional Playoff	Chicago	W 37-7	Texas Stadium
Jan. 1, 1978	NFC Championship Game	Minnesota	W 23-6	Texas Stadium
Jan. 15, 1978	Super Bowl XII	Denver	W 27-10	Louisiana Superdome
1978 Season (2-1)				
Dec. 30	NFC Divisional Playoff	Atlanta	W 27-20	Texas Stadium
Jan. 7, 1979	NFC Championship Game	Los Angeles	W 28-0	Memorial Coliseum
Jan. 21, 1979	Super Bowl XIII	Pittsburgh	L 31-35	Orange Bowl
1979 Season (0-1)				
Dec. 30	NFC Divisional Playoff	Los Angeles	L 19-21	Texas Stadium
1980 Season (2-1)				
Dec. 28	NFC Wild Card Game	Los Angeles	W 34-13	Texas Stadium
Jan. 4, 1981	NFC Divisional Playoff	Atlanta	W 30-27	Fulton County Stad.
Jan. 11, 1981	NFC Championship Game	Philadelphia	L 7-20	Veterans Stadium
1981 Season (1-1)				
Jan. 2, 1982	NFC Divisional Playoff	Tampa Bay	W 38-0	Texas Stadium
Jan. 10, 1982	NFC Championship Game	San Francisco	L 27-28	Candlestick Park
1982 Season (2-1)				
Jan. 9, 1983	NFC Wild Card Game	Tampa Bay	W 30-17	Texas Stadium
Jan. 16, 1983	NFC Divisional Playoff	Green Bay	W 37-26	Texas Stadium
Jan. 22, 1983	NFC Championship Game	Washington	L 17-31	RFK Stadium
1983 Season (0-1)				
Dec. 26	NFC Wild Card Game	Los Angeles	L 17-24	Texas Stadium

Date	Game	Opponent	Result	Site
1985 Season (0-1)				
Jan. 4, 1986	NFC Divisional Playoff	Los Angeles	L 0-20	Anaheim Stadium
1991 Season (1-1)				
Dec. 29	NFC Wild Card Game	Chicago	W 17-13	Soldier Field
Jan. 5, 1992	NFC Divisional Playoff	Detroit	L 6-38	Pontiac Silverdome
1992 Season (3-0)				
Jan. 10, 1993	NFC Divisional Playoff	Philadelphia	W 34-10	Texas Stadium
Jan. 17, 1993	NFC Championship Game	San Francisco	W 30-20	Candlestick Park
Jan. 31, 1993	Super Bowl XXVII	Buffalo	W 52-17	Rose Bowl
1993 Season (3-0)				
Jan. 16, 1994	NFC Divisional Playoff	Green Bay	W 27-17	Texas Stadium
Jan. 23, 1994	NFC Championship Game	San Francisco	W 38-21	Texas Stadium
Jan. 30, 1994	Super Bowl XXVIII	Buffalo	W 30-13	Georgia Dome
1994 Season (1-1)				
Jan. 8, 1995	NFC Divisional Playoff	Green Bay	W 35-9	Texas Stadium
Jan. 15, 1995	NFC Championship Game	San Francisco	L 28-38	Candlestick Park
1995 Season (3-0)				
Jan. 7, 1996	NFC Divisional Playoff	Philadelphia	W 30-11	Texas Stadium
Jan. 14, 1996	NFC Championship Game	Green Bay	W 38-27	Texas Stadium
Jan. 28, 1996	Super Bowl XXX	Pittsburgh	W 27-17	Sun Devil Stadium
1996 Season (1-1)				
Dec. 28	NFC Wild Card Game	Minnesota	W 40-15	Texas Stadium
Jan. 5, 1997	NFC Divisional Playoff	Carolina	L 17-26	Ericsson Stadium
1998 Season (0-1)				
Jan. 2, 1999	NFC Wild Card Game	Arizona	L 7-20	Texas Stadium
1999 Season (0-1)				
Jan. 9, 2000	NFC Wild Card Game	Minnesota	L 10-27	Metrodome
2003 Season (0-1)				
Jan. 3, 2004	NFC Wild Card Game	Carolina	L 10-29	Ericsson Stadium
2006 Season (0-1)				
Jan. 6, 2007	NFC Wild Card Game	Seattle	L 20-21	Qwest Field
2007 Season (0-1)				
Jan. 13, 2008	NFC Divisional Playoff	N.Y. Giants	L 17-21	Texas Stadium
2009 Season (1-1)				
Jan. 9, 2010	NFC Wild Card Game	Philadelphia	W 34-14	AT&T Stadium
Jan. 17, 2010	NFC Divisional Playoff	Minnesota	L 3-34	Metrodome
2014 Season (1-1)				
Jan. 4, 2015	NFC Wild Card Game	Detroit	W 24-20	AT&T Stadium
Jan. 11, 2015	NFC Divisional Playoff	Green Bay	L 21-26	Lambeau Field
2016 Season (0-1)				
Jan. 15, 2017	NFC Divisional Playoff	Green Bay	L 31-34	AT&T Stadium
2018 Season (1-1)				
Jan. 5, 2019	NFC Wild Card Game	Seattle	W 24-22	AT&T Stadium
Jan. 12, 2019	NFC Divisional Playoff	LA Rams	L 22-30	Memorial Coliseum

NFL Playoff Record: 35-28

Home: 21-9 Wild Card Game: 7-5 Championship Game: 8-8
 Away: 9-16 Divisional Game: 15-12 Super Bowl: 5-3

Dallas Cowboys Playoff Record vs.

Arizona.....	0-1	Denver.....	1-0	Philadelphia.....	3-1
Atlanta.....	2-0	Detroit.....	2-1	Pittsburgh.....	1-2
Baltimore.....	0-1	Green Bay.....	4-4	San Francisco.....	5-2
Buffalo.....	2-0	Los Angeles Rams.....	4-5	Seattle.....	1-1
Carolina.....	0-2	Miami.....	1-0	Tampa Bay.....	2-0
Chicago.....	2-0	Minnesota.....	4-3	Washington.....	0-2
Cleveland.....	1-2	N.Y. Giants.....	0-1		

Cowboys All-Time Playoff Leaders

RUSHING (yards)

PLAYER	G	ATT	YARDS	AVG.	LONG	TD
1. Smith, Emmitt (1990-02).....	17	349	1,586	4.5	65	19
2. Dorsett, Tony (1977-87).....	17	302	1,383	4.6	53	9
3. Newhouse, Robert (1972-83).....	23	174	651	3.7	19	3
4. Thomas, Duane (1970-71).....	6	130	518	4.0	23	4
5. Garrison, Walt (1966-74).....	15	126	493	3.9	19	0
6. Staubach, Roger (1969-79).....	20	76	432	5.7	29	0
7. Hill, Calvin (1969-74).....	8	90	335	3.8	48	2
8. Elliott, Ezekiel (2016-19).....	3	68	309	4.5	44	2
9. Perkins, Don (1961-68).....	4	66	284	4.3	24	3
10. Jones, Felix (2008-12).....	2	30	217	7.2	73t	1

RECEIVING (yards)

PLAYER	G	NO	YARDS	AVG.	LONG	TD
1. Irvin, Michael (1988-99).....	16	87	1,315	15.1	53	8
2. Pearson, Drew (1973-83).....	22	67	1,105	16.5	83t	8
3. Harper, Alvin (1991-94, 1999).....	10	24	655	27.3	94t	4
4. Novacek, Jay (1990-96).....	13	62	645	10.4	25	6
5. Hill, Tony (1977-86).....	17	46	618	13.4	49	4
6. Pearson, Preston (1975-80).....	13	43	504	11.7	34	3
7. Hayes, Bob (1965-74).....	17	31	492	15.9	86t	2
8. Witten, Jason (2003-17, 2019).....	8	45	486	10.8	32	1
9. DuPree, Billy Joe (1973-83).....	22	39	447	11.5	28	4
10. Dorsett, Tony (1977-87).....	17	46	403	8.8	32	1

RUSHING-RECEIVING (yards)

PLAYER	G	RUSHING	RECEIVING	TOTAL
1. Smith, Emmitt (1990-02).....	17	1,586	342	1,928
2. Dorsett, Tony (1977-87).....	17	1,383	403	1,786
3. Irvin, Michael (1988-99).....	16	0	1,315	1,315
4. Pearson, Drew (1973-83).....	22	16	1,105	1,121
5. Newhouse, Robert (1972-83).....	23	651	80	731
6. Harper, Alvin (1991-94, 1999).....	10	3	655	658
7. Garrison, Walt (1966-74).....	15	493	159	652
8. Novacek, Jay (1990-96).....	13	0	645	645
9. Pearson, Preston (1975-80).....	13	135	504	639
10. Hill, Tony (1977-86).....	17	-6	618	612

PASSING (rating - min. 150 att.)

PLAYER	G	ATT	COMP	PCT	YDS	TD	INT	RATING
1. Romo, Tony (2006-16).....	7	185	114	61.6	1,316	8	2	93.0
2. Aikman, Troy (1989-00).....	16	502	320	63.7	3,849	23	17	88.3
3. Staubach, Roger (1969-79).....	20	410	223	54.4	2,791	24	19	76.0
4. White, Danny (1976-88).....	18	360	206	57.2	2,284	15	16	71.7

SCORING

PLAYER	G	TD	PAT	2PT	FG	TOTAL
1. Smith, Emmitt (1990-02).....	17	21	-	-	-	126
2. Septien, Rafael (1978-86).....	13	-	40	-	18	94
3. Boniol, Chris (1994-96).....	7	-	24	-	13	63
4. Dorsett, Tony (1977-87).....	17	10	-	-	-	60
5. Fritsch, Toni (1971-73, 1975).....	7	-	15	-	12	51

SCORING, CONT.

PLAYER	G	TD	PAT	2PT	FG	TOTAL
6. Pearson, Drew (1973-83).....	22	8	-	-	-	48
Irvin, Michael (1988-99).....	13	8	-	-	-	48
8. Clark, Mike (1968-71, 1973).....	8	-	14	-	9	41
9. Novacek, Jay (1990-96).....	13	6	-	-	-	36
10. Murray, Eddie (1993, 1999).....	4	-	12	-	7	33

FIELD GOAL PCT. (min. 10 made)

PLAYER	G	ATT.	MADE	PCT.	LONG
1. Septien, Rafael (1978-86).....	14	20	18	90.0	50
2. Boniol, Chris (1994-96).....	7	15	13	86.7	51
3. Fritsch, Toni (1971-73, 1975).....	7	14	12	85.7	45

PUNTING AVG. (min. 25 punts)

PLAYER	G	NO.	AVG.	LONG	BLK
1. Saxon, Mike (1985-92).....	6	26	43.5	57	1
2. Jett, John (1993-96).....	10	33	42.9	59	1
3. Wilby, Ron (1968-71).....	8	51	40.7	65	0
4. White, Danny (1976-88).....	17	84	36.6	53	0

PUNT RETURN AVG. (min. 10)

PLAYER	G	NO.	YARDS	AVG.	LONG	TD
1. Hayes, Bob (1965-74).....	15	12	151	12.6	68	0
2. Johnson, Butch (1976-83).....	17	19	208	11.0	44	0
3. Jones, James (1980-82, 1984-85).....	5	16	147	9.2	43	0

KICKOFF RETURN AVG. (min. 10)

PLAYER	G	NO.	YARDS	AVG.	LONG	TD
1. Harris, Cliff (1970-79).....	21	11	243	22.1	34	0
2. Williams, Kevin (1993-96).....	10	23	505	22.0	50	0
3. Martin, Kelvin (1987-92, 1996).....	5	11	237	21.5	39	0
4. Jones, James (1980-82, 1984-85).....	6	13	267	20.5	33	0
5. Fellows, Ron (1981-86).....	6	11	191	17.4	33	0
6. Johnson, Butch (1976-83).....	17	12	207	17.3	26	0

INTERCEPTIONS

PLAYER	G	NO.	YARDS	AVG.	LONG	TD
1. Waters, Charlie (1970-78, 1980-81).....	25	9	124	13.8	29	0
2. Thurman, Dennis (1978-85).....	13	7	126	18.0	39t	1
3. Harris, Cliff (1970-79).....	21	6	103	17.2	30	0
4. Brown, Larry (1991-95, 1998).....	14	5	105	21.0	44	0
5. Howley, Chuck (1961-73).....	11	4	89	22.3	41	0
Lewis, D.D. (1968, 1970-71).....	27	4	64	16.0	23	0
Jordan, Lee Roy (1963-76).....	19	4	34	8.5	41	0
Renfro, Mel (1964-77).....	21	4	32	8.0	19	0
9. Washington, James (1990-94).....	8	3	46	15.3	21	0
Everett, Thomas (1992-93).....	6	3	36	12.0	22	0
Woodson, Darren (1992-2003).....	14	3	24	8.0	19	0
Walls, Everson (1981-89).....	7	3	20	6.7	20	0
Hughes, Randy (1975-80).....	12	3	1	0.3	1	0
Barnes, Benny (1972-82).....	21	3	0	0.0	0	0

Cowboys Individual Playoff Records

SERVICE

Most Games, Career

27	D.D. Lewis, 1968, 1970-81
26	Larry Cole, 1968-80
25	Charlie Waters, 1970-78, 1980-81

SCORING

POINTS

Career

126	Emmitt Smith, 1990-99 (21-td)
94	Rafael Septien, 1978-85 (40-pat, 18-fg)
63	Chris Boniol, 1994-96 (24-pat, 13-fg)

Game

18	Craig Baynham, vs. Cleveland, 12/24/67
18	Preston Pearson, @ LA Rams, 1/4/76
18	Emmitt Smith, vs. Green Bay, 1/14/96

Game, Opponent

18	Larry Schreiber, @ San Francisco, 12/23/72
18	Sidney Rice, @ Minnesota, 1/17/10
17	John Kasay, @ Carolina, 1/3/04
14	Curt Knight, @ Washington, 12/31/72
14	John Kasay, @ Carolina, 1/5/97

TOUCHDOWNS

Career

21	Emmitt Smith, 1990-99 (19-r, 2-p)
10	Tony Dorsett, 1977-85 (9-r, 1-p)
8	Drew Pearson, 1973-83 (8-p)
8	Michael Irvin, 1988-98 (8-p)

Game

3	Craig Baynham, vs. Cleveland, 12/24/67 (2-r, 1-p)
3	Preston Pearson, @ LA Rams, 1/4/76 (3-p)
3	Emmitt Smith, vs. Green Bay, 1/14/96 (3-r)

Game, Opponent

3	Larry Schreiber, @ San Francisco, 12/23/72 (3-r)
3	Sidney Rice, @ Minnesota, 1/17/10 (3-p)

Most Consecutive Games Scoring Touchdown

8	Emmitt Smith, 1993-96
5	Duane Thomas, 1970-71
3	Tony Dorsett, 1977-78
3	Tony Dorsett, 1981-82
3	Emmitt Smith, 1992
3	Alvin Harper, 1992-93
3	Jay Novacek, 1992-93
3	Michael Irvin, 1994-95

POINTS AFTER TOUCHDOWNS

Most Attempted, Career

40	Rafael Septien, 1978-85
24	Chris Boniol, 1994-96
15	Toni Fritsch, 1971-73, 1975

Most Attempted, Game

7	Danny Villanueva, vs. Cleveland, 12/24/67
7	Lin Elliott, vs. Buffalo, 1/31/93

Most Made, Career

40	Rafael Septien, 1978-85
24	Chris Boniol, 1994-96
15	Toni Fritsch, 1971-73, 1975

Most Made, Game

7	Danny Villanueva, vs. Cleveland, 12/24/67
7	Lin Elliott, vs. Buffalo, 1/31/93

Most Made, Game, Opponent

5	Don Cockroft, vs. Cleveland, 12/28/69
5	Roy Gerela, vs. Pittsburgh, 1/21/79
5	Eddie Murray, @ Detroit, 1/5/92
5	Doug Brien, @ San Francisco, 1/15/95

Most Made, No Misses, Career

40	Rafael Septien, 1978-86
24	Chris Boniol, 1994-96
15	Toni Fritsch, 1971-73, 1975

FIELD GOALS

Most Attempted, Career

21	Rafael Septien, 1978-86
15	Chris Boniol, 1994-96
14	Toni Fritsch, 1972-76
14	Mike Clark, 1968-71, 1973

Most Attempted, Game

5	Efren Herrera, vs. Denver, 1/15/78
4	Mike Clark, @ Cleveland, 12/21/68
4	Chris Boniol, vs. Minnesota, 12/28/96

Most Attempted, Opponent, Game

6	David Ray, vs. LA Rams, 12/23/73
5	John Kasay, @ Carolina, 1/3/04
4	Curt Knight, @ Washington, 12/31/72
4	John Kasay, @ Carolina, 1/5/97
4	Greg Zuerlein, @ LA Rams, 1/12/19

Most Made, Career

18	Rafael Septien, 1978-86
13	Chris Boniol, 1994-96
12	Toni Fritsch, 1972-76

Most Made, Game

4	Chris Boniol, vs. Minnesota, 12/28/96
3	7 times, last by Chris Boniol @ Carolina, 1/5/97

Most Made, Opponent, Game

5	John Kasay, @ Carolina, 1/3/04
4	Curt Knight, @ Washington, 12/31/72
4	John Kasay, @ Carolina, 1/5/97

Most Consecutive Field Goals Made

15	Rafael Septien, 1978-82
9	Chris Boniol, 1995-96
7	Efren Herrera, 1976-77
7	Eddie Murray, 1994, 1999

Most Consecutive Games Made

7	Toni Fritsch, 1972-76
6	Rafael Septien, 1976-78
5	Chris Boniol, 1995-96

Longest Field Goal

52	Dan Bailey, vs. Green Bay, 1/15/17
51	Chris Boniol, vs. Philadelphia, 1/7/96
51	Dan Bailey, vs. Detroit, 1/4/15
50	Rafael Septien, vs. Green Bay, 1/16/83
50	Eddie Murray, vs. San Francisco, 1/23/94
50	Martin Gramatica, @ Seattle, 1/6/07
50	Dan Bailey, vs. Green Bay, 1/15/17

Longest Field Goal, Opponent

56	Mason Crosby, vs. Green Bay, 1/15/17
54	Steve Christie, vs. Buffalo, 1/30/94
51	Roy Gerela, vs. Pittsburgh, 1/21/79
51	Mason Crosby, vs. Green Bay, 1/15/17

Highest Field Goal Percentage, Career (10 made)

90.0	Rafael Septien, 1978-86 (18-20)
86.7	Chris Boniol, 1994-96 (13-15)
85.7	Toni Fritsch, 1972-76 (12-14)

SAFETIES

Most, Game

1	George Andrie and Jethro Pugh, vs. Detroit, 12/26/70
1	Jim Jensen, vs. LA Rams, 12/19/76

Most, Opponent, Game

1	Alan Page, @ Minnesota, 12/25/71
1	Reggie Harrison, vs. Pittsburgh, 1/18/76
1	Terry Glenn, fumble through end zone, @ Seattle, 1/6/07

RUSHING

ATTEMPTS

Career

349	Emmitt Smith, 1990-99
302	Tony Dorsett, 1977-85
174	Robert Newhouse, 1972-83

Game

35	Emmitt Smith, vs. Green Bay, 1/14/96
30	Duane Thomas, vs. Detroit, 12/26/70
30	Emmitt Smith, vs. Buffalo, 1/30/94

Game, Opponent

36	John Figgins, vs. Washington, 1/22/83
34	Eric Dickerson, @ LA Rams, 1/4/86
30	Larry Brown, @ Washington, 12/31/72

YARDS GAINED

Career

1,586	Emmitt Smith, 1990-99
1,383	Tony Dorsett, 1977-85
651	Robert Newhouse, 1972-83

Game

160	Tony Dorsett, vs. LA Rams, 12/28/80
150	Emmitt Smith, vs. Green Bay, 1/14/96
148	Felix Jones, vs. Philadelphia, 1/9/10

Game, Opponent

248	Eric Dickerson, @ LA Rams, 1/4/86
194	Wilbert Montgomery, @ Philadelphia, 1/11/81
140	John Figgins, vs. Washington, 1/22/83
140	Robert Smith, @ Minnesota, 1/9/00

Longest Run

- 73 Felix Jones, vs. Philadelphia, 1/9/10 (TD)
- 65 Emmitt Smith, @ Minnesota, 1/9/00
- 53 Tony Dorsett, @ LA Rams, 1/7/79

Longest Run, Opponent

- 74 Adrian Murrell, vs. Arizona, 1/2/99
- 71 James Lofton, vs. Green Bay, 1/16/83 (TD)
- 55 Wilbert Montgomery, @ Philadelphia, 1/7/79
- 55 Eric Dickerson, vs. LA Rams, 12/26/83 (TD)

Most Games, 100 or More Yards

- 7 Emmitt Smith, 1990-98
- 3 Tony Dorsett, 1978-83
- 2 Duane Thomas, 1970-71
- 2 Ezekiel Elliott, 2016-19

Most Consecutive Games, 100 or More Yards

- 3 Emmitt Smith, 1992
- 2 Duane Thomas, 1970-71
- 2 Ezekiel Elliott, 2016-18

AVERAGE GAIN

Career (50 attempts)

- 5.68 Roger Staubach, 1969-79 (76-432)
- 4.58 Tony Dorsett, 1977-85 (302-1,383)
- 4.54 Emmitt Smith, 1990-99 (349-1,586)
- 4.54 Ezekiel Elliott, 2016-18 (68-309)

Game (10 attempts)

- 9.25 Felix Jones, vs. Philadelphia, 1/9/10 (16-148)
- 7.27 Tony Dorsett, vs. LA Rams, 12/28/80 (22-160)
- 6.94 Calvin Hill, @ San Francisco, 12/23/72 (18-125)

TOUCHDOWNS

Career

- 19 Emmitt Smith, 1990-99
- 9 Tony Dorsett, 1977-85
- 4 Duane Thomas, 1970-71

Game

- 3 Emmitt Smith, vs. Green Bay, 1/14/96
- 2 Eight times, last by Emmitt Smith, vs. Minnesota, 12/28/96

Game, Opponent

- 3 Larry Schreiber, @ San Francisco, 12/23/72
- 2 Six times, last by C. J. Anderson @ LA Rams, 1/12/19

Most Consecutive Games Rushing for Touchdown

- 8 Emmitt Smith, 1993-96
- 3 Duane Thomas, 1971-72
- 3 Tony Dorsett, 1977-78
- 3 Tony Dorsett, 1981-82
- 3 Emmitt Smith, 1992

PASSING

ATTEMPTS

Career

- 502 Troy Aikman, 1989-99
- 410 Roger Staubach, 1969-79
- 360 Danny White, 1976-88

Game

- 53 Danny White, vs. LA Rams, 12/26/83
- 53 Troy Aikman, @ San Francisco, 1/15/95
- 49 Troy Aikman, vs. Arizona, 1/2/99

Game, Opponent

- 50 Jim Kelly, vs. Buffalo, 1/30/94
- 49 Neil O'Donnell, vs. Pittsburgh, 1/28/96
- 45 Brett Favre, vs. Green Bay, 1/16/94
- 45 Steve Young, vs. San Francisco, 1/22/94

COMPLETIONS

Career

- 320 Troy Aikman, 1989-99
- 223 Roger Staubach, 1969-79
- 206 Danny White, 1976-88

Game

- 32 Danny White, vs. LA Rams, 12/26/83
- 30 Troy Aikman, @ San Francisco, 1/15/95
- 28 Troy Aikman, vs. Green Bay, 1/16/94

Opponent, Game

- 31 Jim Kelly, vs. Buffalo, 1/30/94
- 29 Erik Kramer, @ Detroit, 1/5/92
- 28 Brett Favre, vs. Green Bay, 1/16/94
- 28 Neil O'Donnell, vs. Pittsburgh, 1/28/96
- 28 Matthew Stafford, vs. Detroit, 1/4/15
- 28 Aaron Rodgers, vs. Green Bay, 1/15/17

Consecutive Passes Completed

- 10 Troy Aikman, vs. Pittsburgh, 1/28/96
- 9 Dak Prescott, vs. Green Bay, 1/15/17
- 9 Dak Prescott, vs. Seattle, 1/5/19
- 8 Danny White, vs. Green Bay, 1/16/83
- 8 Troy Aikman, vs. Buffalo, 1/31/93

COMPLETION PERCENTAGE

Career (150 attempts)

- 63.75 Troy Aikman, 1989-99 (320 of 502)
- 61.62 Tony Romo, 2003-16 (114 of 185)
- 57.22 Danny White, 1976-88 (206 of 360)

Game (20 attempts)

- 76.67 Troy Aikman, vs. Green Bay, 1/8/95 (23 of 30)
- 75.68 Troy Aikman, vs. Green Bay, 1/16/94 (28 of 37)
- 73.33 Troy Aikman, vs. Buffalo, 1/31/93 (22 of 30)

YARDS GAINED

Career

- 3,849 Troy Aikman, 1989-99
- 2,791 Roger Staubach, 1969-79
- 2,284 Danny White, 1976-88

Game

- 380 Troy Aikman, @ San Francisco, 1/15/95
- 337 Troy Aikman, vs. Green Bay, 1/8/95
- 330 Danny White, vs. LA Rams, 12/26/83

Game, Opponent

- 356 Aaron Rodgers, vs. Green Bay, 1/15/17
- 341 Erik Kramer, @ Detroit, 1/5/92
- 332 Lynn Dickey, vs. Green Bay, 1/16/83

Most Games, 300 or More Passing Yards, Career

- 4 Troy Aikman, 1991-95
- 3 Danny White, 1976-88

Longest Pass Completion (All TDs)

- 94 Troy Aikman (to Harper), vs. Green Bay, 1/8/95
- 86 Don Meredith (to Hayes), vs. Cleveland, 12/24/67
- 83 Roger Staubach (to D. Pearson), vs. LA Rams, 12/23/73

Longest Pass Completion, Opponent

(All TDs except as noted)

- 76 Michael Vick (to Jeremy Maclin), vs. Philadelphia, 1/9/10
- 75 Frank Ryan (to Paul Warfield), vs. Cleveland, 12/24/67
- 75 John Unitas (to John Mackey), vs. Baltimore, 1/17/71
- 75 Doug Williams (to Jimmie Giles), vs. Tampa Bay, 1/2/82 (no TD)

TOUCHDOWNS

Career

- 24 Roger Staubach, 1969-79
- 23 Troy Aikman, 1989-98
- 15 Danny White, 1976-88

Game

- 4 Roger Staubach, @ LA Rams, 1/4/76
- 4 Troy Aikman, vs. Buffalo, 1/31/93

Game, Opponent

- 4 Bart Starr, vs. Green Bay, 1/1/67
- 4 Terry Bradshaw, vs. Pittsburgh, 1/21/79
- 4 Brett Favre, @ Minnesota, 1/17/10

Most Consecutive Games, Touchdown Pass

- 5 Troy Aikman, 1992-93
- 5 Troy Aikman, 1994-95
- 4 Danny White, 1982-83

HAD INTERCEPTED

Career

- 19 Roger Staubach, 1969-79
- 17 Troy Aikman, 1989-99
- 16 Danny White, 1976-88

Game

- 4 Roger Staubach, vs. Minnesota, 12/30/73
- 3 Ten times, last Troy Aikman, vs. Arizona, 1/2/99

Game, Opponent

- 4 Bob Avellini, vs. Chicago, 12/26/77
- 4 Craig Morton, vs. Denver, 1/15/78
- 4 Doug Williams, vs. Tampa Bay, 1/2/82

Most Consecutive Passes Attempted, None Intercepted

- 111 Troy Aikman, 1991-93
- 102 Roger Staubach, 1969-1973
- 88 Troy Aikman, 1994-96

Most Attempts, No Interceptions, Game

- 35 Tony Romo, vs. Philadelphia, 1/9/10
- 34 Troy Aikman, @ San Francisco, 1/17/93
- 33 Troy Aikman, vs. Green Bay, 1/14/96

Most Attempts, No Interceptions, Game, Opponent

- 38 Erik Kramer, @ Detroit, 1/5/92
- 35 Aaron Rodgers, @ Green Bay, 1/11/15
- 30 Vince Ferragamo, vs. LA Rams, 12/26/83
- 30 Randall Cunningham, vs. Philadelphia, 1/10/93

RATING

Career

- 93.0 Tony Romo 2006-16
- 88.3 Troy Aikman 1989-00
- 76.0 Roger Staubach 1969-79

Game
143.6 Tony Romo, @ Green Bay, 1/11/15
140.7 Troy Aikman, vs. Buffalo, 1/31/93
121.1 Roger Staubach, @ San Francisco, 12/23/72
Game, Opponent
148.6 Billy Kilmer, @ Washington, 12/31/72
143.5 Bart Starr, vs. Green Bay, 1/1/67
134.4 Brett Favre, @ Minnesota, 1/17/10

TIMES SACKED

Game
7 Roger Staubach, vs. LA Rams, 12/23/73
7 Roger Staubach, vs. Pittsburgh, 1/18/76
6 Tony Romo, @ Minnesota, 1/17/10
6 Tony Romo, vs. Detroit, 1/4/15

Opponent, Game
5 John Hadl, vs. LA Rams, 12/23/73
5 Ron Jaworski, vs. LA Rams, 1/4/76
5 Steve Bartkowski, @ Atlanta, 12/30/78
5 Randall Cunningham, vs. Philadelphia, 1/10/93

PASS RECEIVING**RECEPTIONS**

Career
87 Michael Irvin, 1988-98
67 Drew Pearson, 1973-83
62 Jay Novacek, 1990-95
Game
12 Michael Irvin, @ San Francisco, 1/15/95
11 Jay Novacek, vs. Green Bay, 1/8/95
10 Jason Witten, @ Minnesota, 1/17/10

Game, Opponent
10 Andre Hastings, vs. Pittsburgh, 1/28/96
9 Tom Waddle, @ Chicago, 12/29/91
9 Edgar Bennett, vs. Green Bay, 1/16/94

Most Consecutive Games, Pass Reception

22 Drew Pearson, 1973-83
16 Michael Irvin, 1991-98
13 Jay Novacek, 1991-95

YARDS

Career
1,315 Michael Irvin, 1988-98
1,105 Drew Pearson, 1973-83
655 Alvin Harper, 1991-94
Game
192 Michael Irvin, @ San Francisco, 1/15/95
163 Raghib Ismail, @ Minnesota, 1/9/00
144 Bob Hayes, vs. Cleveland, 12/24/67

Game, Opponent
161 Lynn Swann, vs. Pittsburgh, 1/18/76
152 Andre Reed, vs. Buffalo, 1/31/93
146 Charlie Taylor, vs. Washington, 12/31/72
146 Jeremy Maclin, vs. Philadelphia, 1/9/10

Longest Pass Reception (All TDs)

94 Alvin Harper (from Aikman), vs. Green Bay, 1/8/95
86 Bob Hayes (from Meredith), vs. Cleveland, 12/24/67
83 Drew Pearson (from Staubach), vs. LA Rams, 12/23/73

Longest Pass Reception, Opponent (All TDs, except *)

76 J. Maclin (from M. Vick), vs. Philadelphia, 1/9/10
75 P. Warfield (from F. Ryan), vs. Cleveland 12/24/67
75 J. Mackey (from J. Unitas), vs. Baltimore, 1/17/71
75 J. Giles (from D. Williams), vs. Tampa Bay, 1/2/82*

Most Games, 100 or More Yards Receiving, Career

6 Michael Irvin, 1988-98
2 Tony Hill, 1977-86
2 Alvin Harper, 1991-94

AVERAGE GAIN

Career (20 receptions)
27.3 Alvin Harper, 1991-94 (24-655)
16.5 Drew Pearson, 1973-83 (67-1,105)
15.8 Butch Johnson, 1976-83 (25-394)

Game (3 receptions)

39.0 Alvin Harper, @ San Francisco, 1/17/93 (3-117)
34.0 Frank Clarke, vs. Green Bay, 1/1/67 (3-102)
29.3 Alvin Harper, @ Chicago, 12/29/91 (3-88)

TOUCHDOWNS

Career
8 Drew Pearson, 1973-83
8 Michael Irvin, 1988-98
6 Jay Novacek, 1990-95
Game
3 Preston Pearson, @ LA Rams, 1/4/76

Game, Opponent

3 Sidney Rice, @ Minnesota, 1/17/10
3 Nine times, last by Amani Toomer, vs. N.Y. Giants, 1/13/08

Most Consecutive Games, Touchdown

3 Alvin Harper, 1992-93
3 Jay Novacek, 1992-93
3 Michael Irvin, 1994-95

RUSHING-RECEIVING**ATTEMPTS**

Career
395 Emmitt Smith, 1990-99 (349-ru, 46-re)
348 Tony Dorsett, 1977-85 (302-ru, 46-re)
188 Robert Newhouse, 1972-83 (174-ru, 14-re)

Game
37 Emmitt Smith, vs. Green Bay, 1/14/96 (35-ru, 29-re)
34 Emmitt Smith, vs. Buffalo, 1/30/94 (30-ru, 4-re)
31 Emmitt Smith, @ San Francisco, 1/17/19 (24-ru, 7-re)

YARDS

Career
1,928 Emmitt Smith, 1990-99 (1,586-ru, 342-re)
1,786 Tony Dorsett, 1977-85 (1,383-ru, 403-re)
1,315 Michael Irvin, 1988-98 (0-ru, 1,315-re)

Game
192 Michael Irvin, @ San Francisco, 1/15/95 (192-re)
188 Tony Dorsett, vs. LA Rams, 12/28/80 (160-ru, 28-re)
178 Felix Jones, vs. Philadelphia, 1/9/10 (148-ru, 30-re)

PUNTING**PUNTS**

Career (25 punts)
84 Danny White, 1976-85
51 Ron Widby, 1968-71
33 John Jett, 1993-96

Game
9 Ron Widby, vs. Baltimore, 1/17/71
8 Five times, last by Danny White, vs. LA Rams, 12/30/79

Game, Opponent

8 Donny Anderson, @ Green Bay, 12/31/67
8 Herman Weaver, vs. Detroit, 12/26/70
8 Neil Clabo, @ Minnesota, 1/1/78
8 Tom Hutton, vs. Philadelphia, 1/7/96
8 Scott Player, vs. Arizona, 1/2/99

Longest Punt

65 Ron Widby, vs. Detroit, 12/26/70
62 Mat McBriar, @ Seattle, 1/6/07
61 Mat McBriar, vs. Philadelphia, 1/9/10

Longest Punt, Opponent

66 Jake Schum, vs. Green Bay, 1/15/17
64 Dave Chapelle, vs. LA Rams, 12/23/73
62 Craig Henrichs, vs. Green Bay, 1/8/95

AVERAGE GROSS YARDS

Career (25 punts)
43.5 Mike Saxon, 1985-92
42.9 John Jett, 1993-96
40.1 Ron Widby, 1968-71

Game (4 punts)

48.4 Mat McBriar, @ Seattle, 1/6/07 (5-242)
48.0 Chris Jones, vs. Detroit, 1/11/15 (4-192)
47.3 Mat McBriar, vs. N.Y. Giants, 1/13/08 (4-189)

Game, Opponent (4 punts)

51.4 Michael Dickson, vs. Seattle, 1/12/19 (7-360)
50.6 Sav Rocca, vs. Philadelphia, 1/9/10 (5-253)
48.8 Herman Weaver, vs. Detroit, 12/26/70 (8-391)

HAD BLOCKED

Career
1 Mike Saxon, 1986-1992
1 John Jett, 1993-95

Most Consecutive Punts, None Blocked

84 Danny White, 1976-83
60 Ron Widby, 1968-72
24 Marv Bateman, 1972-75

INSIDE 20

Career
21 Danny White, 1976-83
10 Mat McBriar, 2004-09
9 Ron Widby, 1968-72

Game

- 5 Mat McBriar, vs. Philadelphia, 1/9/10
- 4 Toby Gowin, vs. Arizona, 1/2/99
- 3 Six times, last by Chris Jones, vs. Detroit, 1/4/15

PUNT RETURNS

RETURNS

Career

- 19 Butch Johnson, 1976-83
- 16 James Jones, 1980-82
- 12 Bob Hayes, 1965-74

Game

- 5 James Jones, vs. LA Rams, 12/28/80
- 5 Ron Fellows, vs. Tampa Bay, 1/9/83
- 5 Tavon Ausitn, vs. Seattle, 1/12/19
- 4 Seven times, last by J. Galloway, @ Carolina, 1/3/04

Game, Opponent

- 6 John Sciarra, @ Philadelphia, 1/11/81
- 5 Lem Barney, vs. Detroit, 12/26/70

FAIR CATCHES

Career

- 10 Bob Hayes, 1966-72
- 8 Lance Rentzel, 1967-69
- 8 Cliff Harris, 1970-79

Game

- 4 Lance Rentzel, @ Cleveland, 12/21/68
- 4 Cliff Harris, @ San Francisco, 12/23/72
- 3 Lance Rentzel, @ Green Bay, 12/31/67
- 3 Golden Richards, vs. Pittsburgh, 1/18/76
- 3 Gordon Banks, @ LA Rams, 1/4/86

Game, Opponent

- 4 Bobby Bryant, @ Minnesota, 12/25/71
- 3 Bobby Bryant, vs. Minnesota, 12/30/73

YARDS GAINED

Career

- 208 Butch Johnson, 1976-83
- 151 Bob Hayes, 1965-74
- 147 James Jones, 1980-82

Game

- 141 Bob Hayes, vs. Cleveland, 12/24/67
- 81 James Jones, vs. LA Rams, 12/20/80
- 73 Tavon Austin, vs. Seattle, 1/15/19

Game, Opponent

- 69 John Sciarra, @ Philadelphia, 1/11/81
- 59 Reggie Brooks, vs. Green Bay, 1/16/94
- 54 Antonio Freeman, vs. Green Bay, 1/14/96

Longest Punt Return

- 68 Bob Hayes, vs. Cleveland, 12/24/67
- 64 Bob Hayes, vs. Cleveland, 12/24/67
- 63 Golden Richards, vs. Minnesota, 12/30/73 (TD)

Longest Punt Return, Opponent

- 43 Reggie Brooks, vs. Green Bay, 1/16/94
- 39 Antonio Freeman, vs. Green Bay, 1/14/96
- 30 Jim Bertelsen, vs. Rams, 12/23/73

AVERAGE YARDAGE

Career (10 returns)

- 12.6 Bob Hayes, 1965-74 (12-151)
- 11.0 Butch Johnson, 1976-83 (19-208)
- 9.2 James Jones, 1980-82 (16-147)

Game (3 returns)

- 47.0 Bob Hayes, vs. Cleveland, 12/24/67 (3-141)
- 18.7 Patrick Crayton, vs. Philadelphia, 1/9/10 (3-56)
- 16.2 James Jones, vs. LA Rams, 12/20/80 (5-81)

Game, Opponent (3 returns)

- 13.5 Antonio Freeman, vs. Green Bay, 1/14/96 (4-54)
- 13.0 Jim Bertelsen, vs. LA Rams, 1/23/73 (4-52)
- 11.5 John Sciarra, @ Philadelphia, 1/11/81 (6-69)

TOUCHDOWNS

Game

- 1 Golden Richards, vs. Minnesota, 12/30/73

Game, Opponent

None

KICKOFF RETURNS

RETURNS

Career

- 23 Kevin Williams, 1993-96
- 13 James Jones, 1980-82, 1984-85
- 12 Butch Johnson, 1976-83

Game

- 7 Michael Bates, @ Carolina 1/3/04
- 6 Kevin Williams, @ San Francisco, 1/15/95
- 6 Kevin Ogletree, @ Minnesota, 1/17/10

Game, Opponent

- 7 Del Rodgers, vs. Green Bay, 1/16/83
- 7 Antonio Freeman, vs. Green Bay, 1/14/96

YARDS

Career

- 505 Kevin Williams, 1993-96
- 267 James Jones, 1980-82, 1984-85
- 243 Cliff Harris, 1970-79

Game

- 172 Michael Bates, @ Carolina 1/3/04
- 136 Miles Austin, @ Seattle, 1/6/07
- 130 Kevin Williams, @ San Francisco, 1/15/95

Game, Opponent

- 155 Michael Bates, @ Carolina, 1/5/97
- 148 Del Rodgers, vs. Green Bay, 1/16/83
- 148 Antonio Freeman, vs. Green Bay, 1/14/96

Longest Kickoff Return

- 93 Miles Austin, @ Seattle, 1/6/07 (TD)
- 89 Rod Hill, vs. Green Bay, 1/9/83
- 50 Kevin Williams, vs. Buffalo, 1/30/94

Longest Kickoff Return, Opponent

- 97 Vic Washington, vs. San Francisco, 12/23/72 (TD)
- 67 Rick Upchurch, vs. Denver, 1/15/78
- 61 Clinton Jones, @ Minnesota, 12/25/71

AVERAGE YARDAGE

Career (10 returns)

- 22.1 Cliff Harris, 1970-79 (11-243)
- 22.0 Kevin Williams, 1993-96 (23-505)
- 21.5 Kelvin Martin, 1987-92 (11-237)

Game (3 returns)

- 45.3 Miles Austin, @ Seattle, 1/6/07 (3-136)
- 39.3 Rod Hill, vs. Green Bay, 1/9/83 (3-118)
- 29.3 Kevin Williams, vs. Green Bay, 1/8/95 (3-88)

Game, Opponent (3 returns)

- 45.3 Vic Washington, vs. San Francisco, 12/23/72 (3-136)
- 31.3 Rick Upchurch, vs. Denver, 1/15/78 (3-94)
- 31.0 Michael Bates, @ Carolina, 1/5/97 (5-155)
- 31.0 Domenik Hixon, vs. N.Y. Giants, 1/13/08 (3-93)

TOUCHDOWNS

Game

- 1 Miles Austin, @ Seattle, 1/6/07

Game, Opponent

- 1 Vic Washington, vs. San Francisco, 12/23/72

INTERCEPTED BY

INTERCEPTIONS

Career

- 9 Charlie Waters, 1970-78, 80-81
- 7 Dennis Thurman, 1978-85
- 6 Cliff Harris, 1970-79

Game

- 3 Charlie Waters, vs. Chicago, 12/26/77
- 3 Dennis Thurman, vs. Green Bay, 1/16/83
- 2 Seven times, last by Larry Brown, vs. Pittsburgh, 1/28/96

Game, Opponent

- 2 Skip Vanderhundert, @ San Francisco, 12/23/72
- 2 Bobby Bryant, vs. Minnesota, 12/30/73
- 2 Eric Davis, @ San Francisco, 1/15/95
- 2 Aeneas Williams, vs. Arizona, 1/2/99

Most Consecutive Games Intercept Pass

- 3 Mel Renfro, 1970
- 3 Randy Hughes, 1977-78

YARDS GAINED

Career

- 126 Dennis Thurman, 1978-85
- 124 Charlie Waters, 1970-78, 80-81
- 105 Larry Brown, 1991-95

Game

- 77 Larry Brown, vs. Pittsburgh, 1/28/96
- 68 Thomas Henderson, @ LA Rams, 1/7/79
- 60 Cornell Green, vs. Cleveland, 1/24/67

Game, Opponent

- 94 LeRoy Irvin, vs. LA Rams, 12/26/83
- 88 Walt Sumner, vs. Cleveland, 12/28/69
- 63 Bobby Bryant, vs. Minnesota, 12/30/73

Longest Return (all TDs except as noted)

- 68 Thomas Henderson, @ LA Rams, 1/7/79
 60 Cornell Green, vs. Cleveland, 1/24/67
 44 Larry Brown, vs. Pittsburgh, 1/28/96 (no TD)

Longest Return, Opponents (all TDs except as noted)

- 94 LeRoy Irvin, vs. LA Rams, 12/26/83 (no TD)
 88 Walt Sumner, vs. Cleveland, 12/28/64
 63 Bobby Bryant, vs. Minnesota, 12/30/73

FUMBLES**OPPONENTS' FUMBLES RECOVERED****Career**

- 4 Cliff Harris, 1970-79
 3 Charlie Waters, 1970-78, 1980-81

Game

- 2 Charlie Waters, vs. Detroit, 12/26/70
 2 Harvey Martin, vs. Minnesota, 1/1/78
 2 Randy Hughes, vs. Denver, 1/15/78
 2 Jimmie Jones, vs. Buffalo, 1/31/93
 2 Bobby Carpenter, vs. Philadelphia, 1/9/10
 2 DeMarcus Lawrence, vs. Detroit, 1/4/15

Longest Fumble Returns (All TDs except as noted)

- 64 Leon Lett, vs. Buffalo, 1/31/93 (no TD)
 46 James Washington, vs. Buffalo, 1/30/94
 44 Chuck Howley, @ Cleveland, 12/21/68

Longest Fumble Returns, Opponent (All TDs)

- 60 Hugh Green, vs. Tampa Bay, 1/9/83
 18 Jim Grabowski, vs. Green Bay, 1/1/67

SACKS**TOTAL SACKS****Game**

- 3 Tony Casillas, @ San Francisco, 1/17/93

Game, Opponent

- 3 Gary Jeter, @ LA Rams, 1/4/86
 3 Ray Edwards, @ Minnesota, 1/17/10

BLOCKED KICKS**BLOCKED PUNTS****Game**

- 1 Darrick Brownlow, vs. Chicago, 12/29/91

Game, Opponent

- 1 Steve Tasker, vs. Buffalo, 1/31/93
 1 Bernardo Harris, vs. Green Bay, 1/14/96

BLOCKED FIELD GOALS**Game, Opponent**

- 1 Datone Jones, @ Green Bay, 1/11/15

Cowboys Team Playoff Records

SINGLE GAME

SCORING**Most Points**

- 52 vs. Cleveland, 12/24/67 (Dallas 52, Cleveland 14)
 52 vs. Buffalo, 1/31/93 (Dallas 52, Buffalo 17)
 40 vs. Minnesota, 12/28/96 (Dallas 40, Minn. 15)

Most Points, Opponent

- 38 vs. Cleveland, 12/28/69 (Cleveland 38, Dallas 14)
 38 @ Detroit, 1/5/92 (Detroit 38, Dallas 6)
 38 @ San Francisco, 1/15/95 (S.F. 38, Dallas 28)

Most Points, Both Teams

- 69 vs. Buffalo, 1/31/93 (Dallas 52, Buff. 17)
 66 vs. Cleveland, 12/24/67 (Dallas 52, Cleveland 14)
 66 vs. Pittsburgh, 1/21/79 (Pittsburgh 35, Dallas 31)
 66 @ San Francisco, 1/15/95 (S.F. 38, Dallas 28)

Fewest Points

- 0 @ LA Rams, 1/4/86 (LA Rams 20, Dallas 0)
 3 @ Washington, 12/31/72 (Wash. 26, Dallas 3)
 3 @ Minnesota, 1/17/10 (Minnesota 34, Dallas 3)

Fewest Points, Opponent

- 0 vs. Detroit, 12/26/70 (Dallas 5, Detroit 0)
 0 @ LA Rams, 1/7/79 (Dallas 28, LA Rams 0)
 0 vs. Tampa Bay, 1/2/82 (Dallas 38, Tampa Bay 0)

Most Decisive Win

- 38 vs. Tampa Bay, 1/2/82 (Dallas 38, Tampa Bay 0)
 38 vs. Cleveland, 12/24/67 (Dallas 52, Cleveland 14)
 35 vs. Buffalo, 1/31/93 (Dallas 52, Buffalo 17)

Most Decisive Loss

- 32 @ Detroit, 1/5/92 (Detroit 38, Dallas 6)
 31 @ Minnesota, 1/17/10 (Minnesota 34, Dallas 3)
 24 vs. Cleveland, 12/28/69 (Cleveland 38, Dallas 14)

FIRST DOWNS**Most First Downs**

- 29 vs. LA Rams, 12/28/80
 29 vs. Tampa Bay, 1/9/83
 29 @ San Francisco, 1/15/95

Most First Downs, Opponent

- 30 @ LA Rams, 1/12/19
 27 vs. Green Bay, 1/15/17
 26 @ San Francisco, 1/10/82
 26 @ Chicago, 12/29/91

Most First Downs, Both Teams

- 52 vs. Green Bay, 1/15/17
 49 @ LA Rams, 1/12/19
 48 @ San Francisco, 1/17/93
 48 @ San Francisco, 1/15/95

Fewest First Downs

- 8 @ Washington, 12/31/72
 9 vs. Minnesota, 12/30/73
 9 vs. Baltimore, 1/17/71

Fewest First Downs, Opponent

- 7 vs. Detroit, 12/26/70
 8 vs. Tampa Bay, 1/9/83
 9 vs. San Francisco, 1/2/72
 9 @ LA Rams, 1/4/76

Fewest First Downs, Both Teams

- 21 vs. Detroit, 12/26/70
 23 vs. Baltimore, 1/17/71
 24 @ Washington, 12/31/72

Most First Downs, Rushing

- 19 vs. LA Rams, 12/28/80
 16 @ San Francisco, 1/3/71
 16 vs. Minnesota, 12/28/96

Most First Downs, Rushing, Opponent

- 17 @ LA Rams, 1/12/19
 14 vs. Minnesota, 12/30/73
 13 @ Philadelphia, 1/11/81

Fewest First Downs, Rushing

- 2 @ Washington, 1/22/83
 3 Four times, last @ Carolina, 1/3/04
Fewest First Downs, Rushing, Opponent
 0 vs. Philadelphia, 1/9/10
 1 @ LA Rams, 1/4/76
 2 Six times, last vs. Arizona, 1/2/99

Most First Downs, Passing

- 20 vs. LA Rams, 12/26/83
 19 vs. Tampa Bay, 1/2/82
 19 @ Washington, 1/22/83

Most First Downs, Passing, Opponent

- 19 @ Detroit, 1/5/92
 18 vs. Green Bay, 1/15/17
 17 @ San Francisco, 1/10/82

Fewest First Downs, Passing

- 3 vs. Detroit, 12/26/70
 3 @ Washington, 12/31/72
 4 vs. LA Rams, 12/23/73

Fewest First Downs, Passing, Opponent

- 1 vs. Denver, 1/15/78
 3 vs. LA Rams, 1/4/86
 4 vs. Atlanta, 12/30/78
 4 vs. Tampa Bay, 1/9/83

Most First Downs, Penalty

- 4 @ Carolina, 1/5/97
- 4 vs. Philadelphia, 1/9/10
- 3 vs. Green Bay, 1/8/95
- 3 @ San Francisco, 1/15/95
- 3 vs. Arizona, 1/2/99
- 3 vs. Detroit, 1/4/15
- 3 @ Green Bay, 1/11/15
- 3 vs. Seattle, 1/5/19

Most First Downs, Penalty, Opponent

- 4 vs. Baltimore, 1/17/71
- 4 vs. Buffalo, 1/31/93
- 4 @ Seattle, 1/6/07
- 4 vs. Philadelphia, 1/9/10

NET YARDS GAINED RUSHING AND PASSING

Most Yards Gained

- 528 vs. LA Rams, 12/28/80
- 456 vs. Tampa Bay, 1/9/83
- 451 @ San Francisco, 1/15/95

Most Yards Gained, Opponent

- 466 vs. Green Bay, 1/6/83
- 459 @ LA Rams, 1/12/19
- 421 @ Detroit, 1/5/92

Most Yards Gained, Both Teams

- 843 vs. Green Bay, 1/15/17
- 841 vs. Green Bay, 1/6/83
- 831 @ San Francisco, 1/17/93

Fewest Yards Gained

- 153 vs. Minnesota, 12/30/73
- 169 @ Washington, 12/31/72
- 183 vs. Minnesota, 12/25/71

Fewest Yards Gained, Opponent

- 118 @ LA Rams, 1/4/76
- 156 vs. Detroit, 12/26/70
- 156 vs. Denver, 1/15/78

Fewest Yards Gained, Both Teams

- 387 @ Green Bay, 12/31/67
- 387 vs. Detroit, 12/26/70
- 459 vs. Minnesota, 12/30/73

**RUSHING
ATTEMPTS**

Most Rushing Attempts

- 51 @ San Francisco, 1/3/71
- 50 vs. Detroit, 12/26/70
- 50 @ LA Rams, 1/4/76

Most Rushing Attempts, Opponent

- 49 vs. LA Rams, 12/19/76
- 48 @ LA Rams, 1/12/19
- 47 vs. Minnesota, 12/30/73

Fewest Rushing Attempts

- 16 @ Minnesota, 1/9/00
- 18 @ LA Rams, 1/4/86
- 18 @ Carolina, 1/3/04

Fewest Rushing Attempts, Opponent

- 12 vs. Green Bay, 1/14/96
- 13 vs. Green Bay, 1/16/94
- 13 vs. Philadelphia, 1/9/10

YARDS

Most Yards Gained Rushing

- 338 vs. LA Rams, 12/28/80
- 255 vs. Minnesota, 12/28/96
- 252 vs. Miami, 1/16/72

Most Yards Gained Rushing, Opponent

- 273 @ LA Rams, 1/12/19
- 269 @ LA Rams, 1/4/86
- 263 @ Philadelphia, 1/11/81

Most Yards Gained Rushing, Both Teams

- 430 vs. LA Rams, 12/28/80
- 349 @ Philadelphia, 1/11/81
- 337 vs. Cleveland, 12/24/67

Fewest Yards Gained Rushing

- 50 @ LA Rams, 1/12/19
- 56 vs. Pittsburgh, 1/28/96
- 61 @ LA Rams, 1/4/86

Fewest Yards Gained Rushing, Opponent

- 22 vs. LA Rams, 12/19/76
- 31 vs. Green Bay, 1/16/94
- 48 vs. Green Bay, 1/14/96

Fewest Yards Gained Rushing, Both Teams

- 128 vs. Green Bay, 1/16/94
- 157 vs. LA Rams, 12/26/83
- 159 vs. Pittsburgh, 1/28/96

PASSING

ATTEMPTS

Most Passes Attempted

- 53 vs. LA Rams, 12/26/83
- 53 @ San Francisco, 1/15/95
- 49 vs. Arizona, 1/2/99

Most Passes Attempted, Opponent

- 50 vs. Buffalo, 1/30/94
- 49 vs. Pittsburgh, 1/28/96
- 46 vs. Green Bay, 1/8/95

Most Passes Attempted, Both Teams

- 85 vs. Arizona, 1/2/99
- 84 vs. LA Rams, 12/26/83
- 82 vs. Green Bay, 1/16/94
- 82 @ San Francisco, 1/15/95

Fewest Passes Attempted

- 14 @ Minnesota, 12/25/71
- 14 vs. Chicago, 12/24/77
- 15 vs. Cleveland, 12/24/67

Fewest Passes Attempted, Opponent

- 18 @ Washington, 12/31/72
- 18 vs. N.Y. Giants, 1/13/08
- 19 vs. Pittsburgh, 1/18/76
- 20 vs. Detroit, 12/26/70

Fewest Passes Attempted, Both Teams

- 38 vs. Detroit, 12/26/70
- 39 @ Washington, 12/31/72
- 39 vs. LA Rams, 12/23/73

COMPLETIONS

Most Passes Completed

- 32 vs. LA Rams, 12/26/83
- 30 @ San Francisco, 1/15/95
- 28 vs. Green Bay, 1/16/94

Most Passes Completed, Opponent

- 31 vs. Buffalo, 1/30/94
- 29 @ Detroit, 1/5/92
- 28 vs. Green Bay, 1/16/94
- 28 vs. Pittsburgh, 1/28/96
- 28 vs. Detroit, 1/4/15
- 28 vs. Green Bay, 1/15/17

Most Passes Completed, Both Teams

- 56 vs. Green Bay, 1/16/94
- 52 vs. Green Bay, 1/15/17
- 50 vs. Buffalo, 1/30/94

Fewest Passes Completed

- 4 vs. Detroit, 12/26/70
- 7 @ San Francisco, 1/3/71
- 8 vs. LA Rams, 12/23/73
- 8 vs. Chicago, 12/26/77

Fewest Passes Completed, Opponent

- 6 @ LA Rams, 1/4/86
- 7 vs. Detroit, 12/26/70
- 7 vs. LA Rams, 12/23/73

Fewest Passes Completed, Both Teams

- 11 vs. Detroit, 12/26/70
- 15 vs. LA Rams, 12/23/73
- 21 vs. LA Rams, 12/30/79
- 21 @ Philadelphia, 1/11/81

YARDS

Most Yards Gained Passing

- 352 @ San Francisco, 1/15/95
- 330 vs. Green Bay, 1/8/95
- 310 @ Atlanta, 1/4/81

Most Yards Gained Passing, Opponent

- 356 vs. Green Bay, 1/15/17
- 337 @ Detroit, 1/5/92
- 327 vs. Green Bay, 1/16/94

Most Yards Gained Passing, Both Teams

658 vs. Green Bay, 1/15/17
616 vs. Detroit, 1/4/15
611 vs. Green Bay, 1/16/94

Fewest Yards Gained Passing

22 vs. Detroit, 12/26/70
63 vs. Minnesota, 12/30/73
72 vs. San Francisco, 1/2/72

Fewest Yards Gained Passing, Opponent

35 vs. Denver, 1/15/78
47 @ LA Rams, 1/4/86
52 vs. Atlanta, 12/30/78

Fewest Yards Gained Passing, Both Teams

102 vs. Detroit, 12/26/70
166 vs. Minnesota, 12/30/73
193 @ Philadelphia, 1/11/81

SACKS**TOTAL SACKS****Most Sacks**

8 @ Green Bay, 12/31/67
5 Eight times, last vs. Philadelphia, 1/7/96

Most Sacks, Opponent

7 vs. LA Rams, 12/23/73
7 vs. Pittsburgh, 1/18/76
6 vs. San Francisco, 1/2/72
6 @ Minnesota, 1/17/10
6 vs. Detroit, 1/4/15

SACK YARDAGE**Most Sack Yardage**

76 @ Green Bay, 12/31/67
51 @ LA Rams, 1/4/76
45 vs. Philadelphia, 1/10/93

Most Sack Yardage, Opponent

52 vs. Pittsburgh, 1/21/79
51 vs. Detroit, 1/4/15
44 vs. LA Rams, 12/23/73

INTERCEPTIONS**TOTAL INTERCEPTIONS****Most Interceptions**

5 @ LA Rams, 1/7/79
4 Five times, last vs. Buffalo, 1/31/93

Most Interceptions, Opponent

4 @ Cleveland, 12/21/68
4 vs. Minnesota, 12/30/73
3 Nine times, last vs. Arizona, 1/2/99

YARDS**Most Yards**

123 @ LA Rams, 1/7/79
77 vs. Pittsburgh, 1/28/96
76 vs. Chicago, 12/26/77

Most Yards, Opponent

123 vs. Cleveland, 12/28/69
122 @ Carolina, 1/5/97
111 vs. LA Rams, 12/26/83

PUNTING**TOTAL PUNTS****Most Punts**

9 vs. Baltimore, 1/17/71
8 Five times, last vs. LA Rams, 12/30/79

Most Punts, Opponent

8 @ Green Bay, 12/31/67
8 vs. Detroit, 12/26/70
8 vs. Minnesota, 1/11/78
8 vs. Philadelphia, 1/7/96
8 vs. Arizona, 1/2/99

Fewest Punts

1 @ San Francisco, 1/15/95
1 vs. Minnesota, 12/28/96
2 vs. Cleveland, 12/24/67
2 vs. LA Rams, 12/28/80
2 @ Green Bay, 1/11/15
2 vs. Green Bay, 1/15/17

Fewest Punts, Opponent

1 vs. Cleveland, 12/28/69
1 @ Chicago, 12/29/91
1 @ San Francisco, 1/17/93
1 @ Carolina, 1/5/97
1 @ LA Rams, 1/12/19

AVERAGE YARDAGE**Highest Average Distance Punting (4 punts)**

48.4 @ Seattle, 1/6/07
48.0 vs. Detroit, 1/11/15
47.3 vs. N.Y. Giants, 1/13/08

Highest Average Distance Punting, Opponent (4 punts)

51.4 vs. Seattle, 1/5/19
50.6 vs. Philadelphia, 1/9/10
48.8 vs. Detroit, 12/26/70

PUNT RETURNS**TOTAL RETURNS****Most Punt Returns**

6 vs. Seattle, 1/5/19
5 vs. Minnesota, 1/1/78
5 vs. LA Rams, 12/28/80
5 vs. Tampa Bay, 1/9/83

Most Punt Returns, Opponent

6 vs. Detroit, 12/26/70
6 @ Philadelphia, 1/11/81
5 Four times, last vs. Pittsburgh, 1/18/76

YARDS GAINED**Most Yards Gained Punt Returns**

155 vs. Cleveland, 12/24/67
81 vs. LA Rams, 12/28/80
80 vs. Seattle, 1/5/19

Most Yards Gained Punt Returns, Opponent

69 @ Philadelphia, 1/11/81
59 vs. Green Bay, 1/16/94
54 vs. Green Bay, 1/14/96

KICKOFF RETURNS**TOTAL RETURNS****Most Kickoff Returns**

8 @ Carolina, 1/3/04
7 @ San Francisco, 1/15/95
7 @ Minnesota, 1/17/10

Most Kickoff Returns, Opponent

8 @ LA Rams, 1/4/76
8 vs. Chicago, 12/26/77
8 vs. Minnesota, 12/28/96

YARDS GAINED**Most Yards Gained Kickoff Returns**

179 @ Carolina, 1/3/04
173 vs. Green Bay, 1/16/83
160 @ Seattle, 1/6/07

Most Yards Gained Kickoff Returns, Opponent

188 @ Minnesota, 12/25/71
173 vs. Denver, 1/15/78
167 @ LA Rams, 1/4/76

FUMBLES**TOTAL FUMBLES****Most Fumbles**

6 vs. Denver, 1/15/78
6 vs. Atlanta, 12/30/78
5 @ Philadelphia, 1/11/81

Most Fumbles, Opponent

8 vs. Buffalo, 1/31/93
5 @ San Francisco, 12/23/72
5 vs. Minnesota, 1/11/78
5 vs. Baltimore, 1/17/71

FUMBLES LOST**Most Fumbles Lost**

3 @ San Francisco, 12/23/72
3 vs. Atlanta, 12/30/78
3 @ Philadelphia, 1/11/81
3 @ LA Rams, 1/4/86
3 @ Minnesota, 1/9/00

Most Fumbles Lost, Opponent

5 vs. Buffalo, 1/31/93
4 vs. Baltimore, 1/17/71
4 vs. Denver, 1/15/78
4 vs. Minnesota, 12/28/96

PENALTIES**TOTAL PENALTIES****Most Penalties**

14 vs. Philadelphia, 1/9/10
12 vs. Denver, 1/15/78
11 vs. LA Rams, 12/28/80
11 vs. N.Y. Giants, 1/13/08

Most Penalties, Opponent

11	vs. Green Bay, 1/14/96
10	vs. Tampa Bay, 1/2/82
10	@ Green Bay, 1/11/15
9	vs. Philadelphia, 1/9/10

Fewest Penalties

2	Eight times, last @ Minnesota, 1/17/10
---	--

Fewest Penalties, Opponent

0	vs. Detroit, 12/26/70
0	vs. Miami, 1/16/72
0	vs. Pittsburgh, 1/18/76
0	@ Carolina, 1/3/04

YARDS PENALIZED

Most Yards Penalized

120	vs. Baltimore, 1/17/71
112	vs. Philadelphia, 1/9/10
98	@ San Francisco, 1/15/95

Most Yards Penalized, Opponent

116	vs. Philadelphia, 1/9/10
106	@ San Francisco, 1/10/82
105	vs. Tampa Bay, 1/2/82

Fewest Yards Penalized

10	vs. Cleveland, 12/24/67
10	@ Minnesota, 12/25/71
10	@ Minnesota, 1/17/10

Fewest Yards Penalized, Opponent

0	vs. Detroit, 12/26/70
0	vs. Miami, 1/16/72
0	vs. Pittsburgh, 1/18/76
0	@ Carolina, 1/3/04

LARGEST MARGIN

VICTORY

1. 38 pts, (52-14) vs. Cleveland, Dec. 24, 1967
- 38 pts, (38-0) vs. Tampa Bay, Jan. 2, 1982
3. 35 pts, (52-17) vs. Buffalo, Jan. 31, 1993
4. 30 pts, (37-7) @ LA Rams, Jan. 4, 1976
- 30 pts, (37-7) vs. Chicago, Dec. 26, 1977

DEFEAT

1. 32 pts, (38-6) @ Detroit, Jan. 5, 1992
2. 31 pts, (34-3) @ Minnesota, Jan. 17, 2010
3. 24 pts, (38-14) vs. Cleveland, Dec. 28, 1969
4. 23 pts, (26-3) @ Washington, Dec. 31, 1972
5. 20 pts, (20-0) @ LA Rams, Jan. 4, 1986

Cowboys Longest Playoff Plays

LONG RUNS FROM SCRIMMAGE

73 yards	—	Felix Jones vs. Philadelphia (TD)	January 9, 2010
65 yards	—	Emmitt Smith @ Minnesota	January 9, 2000
53 yards	—	Tony Dorsett @ LA Rams	January 7, 1979
48 yards	—	Calvin Hill @ San Francisco	December 23, 1972
44 yards	—	Ezekiel Elliott vs. Seattle	January 5, 2019
38 yards	—	Emmitt Smith vs. Buffalo	January 31, 1993
37 yards	—	Emmitt Smith vs. Minnesota (TD)	December 28, 1996
36 yards	—	Marion Barber vs. N.Y. Giants	January 13, 2008
35 yards	—	Julius Jones @ Seattle	January 6, 2007
32 yards	—	Ron Springs vs. LA Rams	December 28, 1980
30 yards	—	DeMarco Murray @ Green Bay	January 11, 2015

LONG FORWARD PASSES

94 yards	—	Troy Aikman to Alvin Harper vs. Green Bay (TD)	January 8, 1995
86 yards	—	Don Meredith to Bob Hayes vs. Cleveland (TD)	December 24, 1967
83 yards	—	Roger Staubach to Drew Pearson vs. LA Rams (TD)	December 23, 1973
76 yards	—	Tony Romo to Terrance Williams vs. Detroit (TD)	January 4, 2015
70 yards	—	Troy Aikman to Alvin Harper @ San Francisco	January 17, 1993
68 yards	—	Don Meredith to Frank Clarke vs. Green Bay (TD)	January 1, 1967

LONG PUNT RETURNS

68 yards	—	Bob Hayes vs. Cleveland	December 24, 1967
63 yards	—	Golden Richards vs. Minnesota (TD)	December 30, 1973
51 yards	—	Tavon Austin vs. Seattle	January 5, 2019
44 yards	—	Butch Johnson vs. LA Rams	December 19, 1976
43 yards	—	James Jones vs. LA Rams	December 28, 1980
41 yards	—	Deion Sanders vs. Arizona	January 2, 1999

LONG KICKOFF RETURNS

93 yards	—	Miles Austin @ Seattle (TD)	January 6, 2007
89 yards	—	Rod Hill vs. Green Bay	January 16, 1983
50 yards	—	Kevin Williams vs. Buffalo	January 30, 1994
48 yards	—	Thomas Henderson vs. Pittsburgh	January 18, 1976
41 yards	—	Michael Bates @ Carolina	January 3, 2004
39 yards	—	Kelvin Martin vs. Philadelphia	January 10, 1993
39 yards	—	Kevin Williams vs. Green Bay	January 8, 1995

LONG INTERCEPTION RETURNS

68 yards	—	Thomas Henderson @ LA Rams (TD)	January 7, 1979
60 yards	—	Cornell Green vs. Cleveland (TD)	December 24, 1967
44 yards	—	Larry Brown vs. Pittsburgh	January 28, 1996
39 yards	—	Dennis Thurman vs. Green Bay (TD)	January 16, 1983

LONG FUMBLE RETURNS

64 yards	—	Leon Lett vs. Buffalo	January 31, 1993
46 yards	—	James Washington vs. Buffalo (TD)	January 30, 1994
44 yards	—	Chuck Howley @ Cleveland (TD)	December 21, 1968
37 yards	—	Mike Hegman vs. Pittsburgh (TD)	January 21, 1979

Bold denotes rookie

Cowboys Big Playoff Days

100-YARD RUSHING GAMES

160 yards	—	Tony Dorsett vs. LA Rams	December 28, 1980
150 yards	—	Emmitt Smith vs. Green Bay	January 14, 1996
148 yards	—	Felix Jones vs. Philadelphia	January 9, 2010
143 yards	—	Duane Thomas @ San Francisco	January 3, 1971
137 yards	—	Ezekiel Elliott vs. Seattle	January 5, 2019
135 yards	—	Duane Thomas vs. Detroit.....	December 26, 1970
132 yards	—	Emmitt Smith vs. Buffalo	January 30, 1994
129 yards	—	Marion Barber vs. N.Y. Giants	January 13, 2008
125 yards	—	Calvin Hill @ San Francisco	December 23, 1972
125 yards	—	Ezekiel Elliott vs. Green Bay	January 15, 2017
123 yards	—	DeMarco Murray @ Green Bay	January 11, 2015
116 yards	—	Emmitt Smith vs. Minnesota	December 28, 1996
114 yards	—	Emmitt Smith vs. Philadelphia	January 10, 1993
114 yards	—	Emmitt Smith @ San Francisco	January 17, 1993
112 yards	—	Julius Jones @ Seattle	January 6, 2007
110 yards	—	Tony Dorsett vs. Tampa Bay	January 9, 1983
108 yards	—	Don Perkins vs. Green Bay	January 1, 1967
108 yards	—	Emmitt Smith vs. Buffalo	January 31, 1993
105 yards	—	Emmitt Smith @ Chicago	December 29, 1991
101 yards	—	Tony Dorsett @ LA Rams	January 7, 1979

300-YARD PASSING GAMES

380 yards	—	Troy Aikman @ San Francisco	January 15, 1995
337 yards	—	Troy Aikman vs. Green Bay	January 8, 1995
330 yards	—	Danny White vs. LA Rams	December 26, 1983
322 yards	—	Danny White @ Atlanta	January 4, 1981
322 yards	—	Troy Aikman @ San Francisco	January 17, 1993
312 yards	—	Danny White vs. Tampa Bay	January 9, 1983
302 yards	—	Troy Aikman vs. Green Bay	January 16, 1994
302 yards	—	Dak Prescott vs. Green Bay	January 15, 2017

100-YARD RECEIVING GAMES

192 yards	—	Michael Irvin @ San Francisco	January 15, 1995
163 yards	—	Raghib Ismail @ Minnesota	January 9, 2000
144 yards	—	Bob Hayes vs. Cleveland	December 24, 1967
142 yards	—	Tony Hill vs. LA Rams	January 16, 1983
136 yards	—	Billy Parks @ San Francisco	December 23, 1972
132 yards	—	Dez Bryant vs. Green Bay	January 15, 2017
126 yards	—	Michael Irvin vs. Green Bay	January 16, 1994
124 yards	—	Kevin Williams vs. Philadelphia	January 7, 1996
123 yards	—	Preston Pearson @ LA Rams	January 4, 1976
119 yards	—	Michael Gallup @ LA Rams	January 12, 2019
117 yards	—	Alvin Harper @ San Francisco	January 17, 1993
115 yards	—	Tony Hill vs. LA Rams	December 26, 1983
114 yards	—	Michael Irvin vs. Buffalo	January 31, 1993
111 yards	—	Michael Irvin vs. Green Bay	January 8, 1995
108 yards	—	Alvin Harper vs. Green Bay	January 8, 1995
106 yards	—	Amari Cooper vs. Seattle	January 5, 2019
104 yards	—	Jay Novacek vs. Green Bay	January 8, 1995
103 yards	—	Michael Irvin vs. Minnesota	December 28, 1996
102 yards	—	Frank Clarke vs. Green Bay	January 1, 1967
100 yards	—	Michael Irvin vs. Green Bay	January 14, 1996

Bold denotes rookie

HISTORY



1960 ★ DALLAS COWBOYS STATISTICS ★ 1960

SEVENTH PLACE, EASTERN CONFERENCE
HEAD COACH: TOM LANDRY

PRESEASON (1-5)					
Date	W/L	Score	Opponent	Att.	
8/6	L	10-16	San Fran. @ Seattle	22,000	
8/13	L	13-20	St. Louis @ San Ant.	14,000	
8/19	L	10-14	BALTIMORE	40,000	
8/27	W	14-3	N.Y. Giants @ Lvllie	10,663	
9/4	L	14-49	L.A. @ Pendleton	13,500	
9/11	L	23-28	Green Bay @ Minn.	20,211	
REGULAR SEASON (0-11-1)					
9/24	L	28-35	PITTSBURGH	30,000	
9/30	L	25-27	PHILADELPHIA	18,500	
10/9	L	14-26	@ Washington	21,142	
10/16	L	7-48	CLEVELAND	28,500	
10/23	L	10-12	@ St. Louis	23,128	
10/30	L	7-45	BALTIMORE	25,500	
11/6	L	13-38	L.A. RAMS	16,000	
11/13	L	7-41	@ Green Bay	32,294	
11/20	L	14-26	SAN FRANCISCO	10,000	
11/27	L	7-17	@ Chicago	39,951	
12/4	T	31-31	@ N.Y. Giants	55,033	
12/11	L	14-23	@ Detroit	43,272	

TEAM STATISTICS			DALLAS	OPP
FIRST DOWNS.....	180	216		
Rushing.....	57	106		
Passing.....	105	97		
Penalty.....	18	13		
Third Down-Made/Att.....	39/144	60/150		
Third Down Efficiency.....	27.1	40.0		
Fourth Down-Made/Att.....	8/10	3/7		
TOTAL NET YARDS.....	3,153	4,372		
Avg. Per Game.....	279.7	333.1		
Total Plays.....	698	858		
Avg. Per Play.....	4.5	5.1		
NET YARDS RUSHING.....	1,049	2,242		
Avg. Per Game.....	87.4	186.8		
Total Rushes.....	311	445		
Avg. Per Rush.....	3.4	5.0		
NET YARDS PASSING.....	2,104	2,130		
Avg. Per Game.....	175.3	177.5		
Sacked/Yards Lost.....	33/284	20/173		
Gross Yards.....	2,388	2,303		
Attempts/Completions.....	354/163	393/159		
Pct. of Completions.....	46.0	40.0		
Had Intercepted.....	33	15		
PUNTS/AVERAGE.....	60/41.8	50/41.3		
Net Punting Average.....	35.4	34.6		
PUNT RET./AVG.....	24/8.0	18/4.6		
KICKOFF RET./AVG.....	66/18.8	30/30.5		
INT./AVG. RET.....	15/6.5	33/11.8		
PENALTIES/YARDS.....	62/600	72/672		
FUMBLES/BALL LOST.....	21/17	21/11		
TOUCHDOWNS.....	25	47		
Rushing.....	6	24		
Passing.....	17	20		
Returns.....	2	3		
EXTRA POINTS/ATTEMPTS.....	21/23	43/44		
FIELD GOALS/ATTEMPTS.....	6/13	17/24		

PASSING					
RUSHING	ATT	YDS	AVG	LG	TD
Dupre	104	362	3.5	18	3
McIlhenny	96	321	3.3	21	1
Kowalczyk	50	156	3.1	34	1
Babb	39	115	2.9	12	1
LeBaron	16	94	5.9	23	1
Heinrich	2	3	1.5	3	0
Meredith	3	4	0.8	8	0
Clarke	1	-6	-6.0	-6	0
Cowboys	311	1,049	3.4	34	6
Opponents	445	2,242	5.0	75	24

RECEIVING					
NO	YDS	AVG	LG	TD	
Doran	31	554	17.9	75	3
Dugan	29	461	15.9	49	1
Howton	23	363	15.8	41	4
Dupre	21	216	10.3	36	2
McIlhenny	15	120	8.0	64	1
Kowalczyk	14	143	10.2	23	1
Babb	13	140	10.8	27	1
Clarke	9	290	32.2	76	3
Bielski	4	38	9.5	15	1
Mathews	3	44	14.7	20	0
Lewis	1	19	19.0	19	0
Cowboys	163	2,388	14.7	76	17
Opponents	159	2,303	14.5	70	20

INTERCEPTIONS					
NO	YDS	AVG	LG	TD	
Franckhauser	3	11	3.7	9	0
Bishop	3	13	4.3	13	0
Berlich	2	27	13.5	23	0
Hansen	2	14	7.0	14	0
Palera	1	21	21.0	21	0
Tabbs	1	5	5.0	5	0
Brazat	1	4	4.0	4	0
Cronin	1	2	2.0	2	0
Butler	1	0	0.0	0	0
Cowboys	15	100	6.7	23	0
Opponents	33	366	11.1	43	2

PUNTING					
NO	YDS	AVG	TB	IN20	LG
Sherer	57	2,420	42.5	4	67
LeBaron	3	97	32.3	0	48
Cowboys	60	2,517	42.0	4	67
Opp.	50	2,068	41.2	1	60

PUNT RETURNS					
NO	FC	YDS	AVG	LG	TD
Butler	13	6	131	10.1	46
Mooty	8	4	37	4.6	8
Franckhauser	3	2	24	8.0	17
Dupre	0	1	0	0	0
Cowboys	24	13	192	8.0	46
Opponents	18	16	83	4.6	25

KICKOFF RETURNS					
NO	YDS	AVG	LG	TD	
Franckhauser	25	509	20.5	46	0
Butler	20	399	19.2	60	0
Mooty	10	205	20.5	13	0
Babb	3	46	15.3	20	0
Dupre	2	44	22.0	22	0
Dowdle	2	22	11.0	17	0
Putnam	1	13	13.0	13	0
Bielski	1	4	4.0	4	0
Kowalczyk	1	0	0.0	0	0
Sherer	1	0	0.0	0	0
Cowboys	66	1,242	18.8	60	0
Opponents	32	811	25.3	90	1

PASSING					
ATT	COMP	YDS	PCT	AVG	TD
LeBaron	225	111	1,736	49.3	7.7
Meredith	68	29	281	42.6	4.1
Heinrich	61	23	371	37.7	6.1
Cowboys	354	163	2,388	46.0	6.8
Opponents	293	145	2,130	49.5	7.3

SCORE BY QUARTERS						
	1	2	3	4	OT	T
Cowboys	54	44	69	69	0	236
Opponents	81	119	85	95	0	380

FIELD GOALS						
	7-19	20-29	30-39	40-49	50+	
Cone	1-2	1-2	2-4	2-4	0-1	
Cowboys	1-2	1-2	2-4	2-4	0-1	
Opponents	6-8	11-12	0-2	0-2	0-0	

Cone: (1),(31,45),(24B,32B),(1),(25,44M),(51M), (32,41),(1),(17B,40B,32M),(11),(1)
Opponents: (38M),(21,27),(15,29,10,38),(1), (18,18M),(39B,26),(9),(18M,21,21), (18,45M,28,16,45M,22),(22M,20), (26),(25)

SCORING						
	TDR	TDP	TDR1	FG	PAT	\$ TP
Cone	0	0	0	6/13	21/23	0 39
Dupre	3	2	0	0/0	0/0	0 30
Howton	0	4	0	0/0	0/0	0 24
Doran	0	3	0	0/0	0/0	0 18
Clarke	0	3	0	0/0	0/0	0 18
Kowalczyk	1	1	0	0/0	0/0	0 12
McIlhenny	1	1	0	0/0	0/0	0 12
Babb	0	1	0	0/0	0/0	0 6
Dugan	0	1	0	0/0	0/0	0 6
LeBaron	1	0	0	0/0	0/0	0 6
Bielski	0	1	0	0/0	0/0	0 6
Cowboys	6	17	0	6/13	21/23	2 177
Opponents	22	20	3*	17/24	43/44	2 369

* Stephens 34 interception return vs. Cleveland (10/16)
Mitchell 90 kickoff return vs. Cleveland (10/16)
Nitschke 43 interception return @ Green Bay (11/13)
+ Tracey tackled LeBaron in endzone @ St. Louis (10/23)
Punt snap out of endzone @ Detroit (12/11)

USUAL STARTERS

WR	Fred Dugan	LE	Nate Borden
LT	Bob Fry	RT	Don Healy
LG	Duane Putnam	RE	Ed Husmann
C	John Houser	RE	John Gonzaga
RG	Buzz Guy (7)	LLB	Wayne Hansen
	Mike Falls (5)	MLB	Jerry Tubbs
RT	Paul Dickson (8)	RLB	Gene Cronin
	Dick Klein (4)	RCB	Tom Franckhauser
TE	Jim Doran (9)	RCB	Don Bishop
	Dick Bielski (3)	SS	Bob Berlich (6)
WR	Bill Howton (7)		Fred Doelling (3)
	Frank Clarke (3)		Gary Wisener (3)
QB	Eddie LeBaron	FS	Bill Butler
RB	Don McIlhenny (7)		
	L.G. Dupre (5)	P	Dave Sherer
FB	Walt Kowalczyk (7)	K	Fred Cone
	Gene Babb (5)		

Pro Bowlers in Bold

1961 ★ DALLAS COWBOYS STATISTICS ★ 1961

STAFF
PLAYERS
2019 SEASON
RECORDS
PLAYOFF RECORDS
STATISTICS
1961
SIDELINES

SIXTH PLACE, WESTERN CONFERENCE HEAD COACH: TOM LANDRY

PRESEASON (2-3)			
Date	W/L	Score	Opponent
8/5	W	38-13	Min. @ Sioux Falls
8/11	L	7-30	GREEN BAY
8/26	L	10-28	N.Y. Giants @ Albuq.
9/1	W	35-24	Balt. @ Norman
9/9	L	10-24	San Fran. @ Sac.
REGULAR SEASON (4-9-1)			
9/17	W	27-24	PITTSBURGH
9/24	W	21-7	MINNESOTA
10/1	L	7-25	@ Cleveland
10/8	W	28-0	@ Minnesota
10/15	L	10-31	N.Y. GIANTS
10/22	L	7-43	PHILADELPHIA
10/29	W	17-16	@ N.Y. Giants
11/5	L	17-31	ST. LOUIS
11/12	L	7-37	@ Pittsburgh
11/19	T	28-28	WASHINGTON
11/26	L	13-35	@ Philadelphia
12/3	L	17-38	CLEVELAND
12/10	L	13-31	@ St. Louis
12/17	L	24-34	@ Washington

TEAM STATISTICS DALLAS OPP

FIRST DOWNS	239	254
Rushing	100	122
Passing	130	120
Penalty	9	12
Third Down-Made/Att.	NA	NA
Third Down Efficiency	NA	NA
Fourth Down-Made/Att.	4/16	5/9
TOTAL NET YARDS	4,480	4,592
Avg. Per Game	320	328
Total Plays	863	787
Avg. Per Play	5.1	5.8
NET YARDS RUSHING	1,819	2,161
Avg. Per Game	130.0	154.4
Total Rushes	415	439
Avg. Per Rush	4.4	4.9
NET YARDS PASSING	2,661	2,431
Sacked/Yards Lost	27/257	22/209
Gross Yards	2,918	2,640
Attempts/Completions	422/215	326/168
Pct. of Completions	50.1	51.5
Had Intercepted	27	25
PUNTS/AVERAGE	61/36.7	43/45.5
Net Punting Average	31.8	42.6
PUNT RET./AVG.	24/4.3	17/11.4
KICKOFF RET./AVG.	64/21.0	43/22.1
INT./AVG. RET.	25/15.0	27/21.7
PENALTIES/YARDS	47/427	38/362
FUMBLES/BALL LOST	46/21	30/18
TOUCHDOWNS	29	49
Rushing	6	21
Passing	23	21
Returns	0	7
EXTRA POINTS/ATTEMPTS	29/29	44/49
FIELD GOALS/ATTEMPTS	11/24	14/29

RUSHING	ATT	YDS	AVG	LG	TD
Perkins	200	815	4.1	47	4
Marsh	84	379	4.1	71	1
Lockett	66	280	4.3	21	0
Meredith	22	176	8.0	28	1
LeBaron	18	72	4.0	21	0
Dupre	16	60	3.7	12	0
Douglas	5	24	4.8	6	0
Howton	1	9	9.0	9	0
McIlhenny	2	4	2.0	4	0
Cowboys	415	1,819	4.4	71	6
Opponents	439	2,161	4.9	40	21

RECEIVING	NO	YDS	AVG	LG	TD
Howton	56	785	14.2	53	4
Clarke	41	919	22.4	80t	9
Perkins	32	298	9.3	38	1
Bielski	26	377	15.1	28	3
Marsh	21	189	9.0	46	2
Lockett	15	114	7.6	26	2
Doran	13	153	11.3	29	2
Dupre	6	49	8.1	17	0
Gregory	3	30	10.0	13	0
McIlhenny	1	6	6.0	6	0
Douglas	1	-2	-2.0	-2	0
Cowboys	215	2,918	13.6	80t	23
Opponents	168	2,640	15.7	78	21

INTERCEPTIONS	NO	YDS	AVG	LG	TD
Bishop	8	172	21.5	57	0
Berlich	3	48	16.0	28	0
Tubbs	3	33	11.0	33	0
Moegle	2	31	15.5	25	0
Harris	2	13	6.5	12	0
Franckhauser	1	23	23.0	23	0
Gregory	1	21	21.0	21	0
Dowdle	1	14	14.0	14	0
Healy	1	11	11.0	11	0
Howley	1	5	5.0	5	0
Livingston	1	3	3.0	3	0
Frost	1	0	0.0	0	0
Cowboys	25	374	15.0	57	0
Opponents	27	586	21.7	101t	5

PUNTING	NO	YDS	AVG	TB	IN20	LG	BL	NET
Green	61	2,236	36.7	5	6	53	1	31.8
Cowboys	61	2,236	36.7	5	6	53	1	31.8
Opp.	43	1,956	45.5	1	20	60	0	42.6

PUNT RETURNS	NO	FC	YDS	AVG	LG	TD
Marsh	14	3	71	5.1	19	0
Livingston	6	0	20	3.3	12	0
Dupre	2	0	4	2.0	4	0
Perkins	1	2	8	8.0	8	0
Douglas	1	0	0	0.0	0	0
Cowboys	24	5	103	4.3	19	0
Opponents	17	27	194	11.4	66	0

KICKOFF RETURNS	NO	YDS	AVG	LG	TD
Marsh	26	667	25.7	79	0
Perkins	22	443	20.1	30	0
Dupre	6	110	17.8	24	0
Lockett	4	46	11.5	21	0
Babb	2	34	17.0	19	0
Dowdle	2	33	16.5	19	0
Douglas	1	12	12.0	12	0
Doran	1	0	0.0	0	0
Cowboys	64	1,395	21.0	79	0
Opponents	43	950	22.1	49t	1

SCORE BY QUARTERS	1	2	3	4	OT	T
Cowboys	54	44	69	69	0	236
Opponents	81	119	85	95	0	380

FIELD GOALS	7-19	20-29	30-39	40-49	50+
Green	2-3	1-4	2-3	0-4	0-1
Bielski	0-0	3-3	2-3	1-3	0-0
Cowboys	2-3	4-6	4-6	1-7	0-1
Opponents	4-5	7-8	1-4	0-2	2-10

Green: (41M,15,29M,27),(41M),(47M,40M),(),(16,37M),(54M),(20B,32),(22B,32),(),(),(),(16M),(),()

Bielski: (0,0,0,0,0,0,0,0,0,0),(47M,49M),(42,32),(35),(29,29),(27,38M)

Opponents: (39M,45M,12),(35M,30M,11B),(28,28),(40M),(47M,29),(20,26M),(44,31,47M,47M,13),(47M,22),(28,19,47),(41B),(),(20),(16),(47M)

SCORING	TDR	TD	TDR1	FG	PAT	S	TP
Clarke	0	9	0	0/0	0/0	0	54
Bielski	0	3	0	6/9	10/10	0	46
Perkins	4	1	0	0/0	0/0	0	30
Green	0	0	0	5/15	19/19	0	24
Howton	0	4	0	0/0	0/0	0	24
Marsh	1	2	0	0/0	0/0	0	18
Doran	0	2	0	0/0	0/0	0	12
Lockett	0	2	0	0/0	0/0	0	12
Meredith	1	0	0	0/0	0/0	0	6
Cowboys	6	23	0	11/24	29/29	0	236
Opponents	21	21	7*	14/29	44/49	0	380

* Sample 39 interception return vs. Pittsburgh (9/17)

Barnes 101 interception return vs. N.Y. Giants (10/15)

Stacey 31 interception return vs. St. Louis (11/5)

Stacey 34 interception return vs. St. Louis (11/5)

Hackett 33 interception return vs. Washington (11/19)

Parrish 34 fumble return vs. Cleveland (12/3)

Costello 30 fumble return vs. Cleveland (12/3)

USUAL STARTERS			
WR	Bill Howton	LE	Bob Lilly
LT	Bob Fry	LT	Don Healy
LG	Andy Cvercko (10)	RT	Bill Herchman
	John Houser (4)	RE	Nate Borden
C	Mike Connelly	LLB	Chuck Howley (8)
RG	Mike Falls	MLB	Mike Dowdle (6)
RT	Charlie Granger (7)	MLB	Jerry Tubbs
	Bob McCreeary (4)	RLB	Gene Babb (9)
	John Houser (3)		Chuck Howley (5)
TE	Dick Bielski	LCB	Warren Livingston (8)
WR	Frank Clarke		Jim Harris (4)
QB	Eddie LeBaron (10)	RCB	Don Bishop
	Don Meredith (4)	SS	Bob Berlich (8)
RB	Don Perkins		Tom Franckhauser (4)
FB	Amos Marsh (7)	FS	Dick Moegle
	J.W. Lockett (7)		
		P	Allen Green
K	Allen Green (9)		
	Dick Bielski (5)		

Pro Bowlers in Bold

PASSING	ATT	COMP	YDS	PCT	AVG	TD	TD	INT	PCT	PCT	LG	SKS	YDS	RATING
LeBaron	236	120	1,741	50.8	7.4	14	4.9	11	6.8	80t	11/89	66.7		
Meredith	182	94	1,161	51.6	6.4	9	4.9	11	6.0	56	16/147	63.0		
Humphrey	2	1	16	50.0	8.0	0	0.0	0	0.0	16	0/0	77.1		
Lockett	2	0	0	0.0	0.0	0	0.0	0	0.0	0	0/0	39.6		
Cowboys	422	215	2,918	51.0	6.9	23	5.5	27	6.4	80t	27/257	65.1		
Opponents	326	168	2,640	51.5	8.1	21	6.4	25	7.7	78	22/209	58.1		

1962 ★ DALLAS COWBOYS STATISTICS ★ 1962

FIFTH PLACE, EASTERN CONFERENCE HEAD COACH: TOM LANDRY

Preseason (0-5)				Att.
Date	W/L	Score	Opponent	
8/10	L	7-31	GREEN BAY	54,500
8/18	L	24-35	Detroit @ Cleveland	77,683
8/25	L	10-24	Balt. @ Roanoke	14,000
9/1	L	7-26	San Fran. @ Sac.	20,000
9/8	L	26-45	Minn. @ Atlanta	12,500
REGULAR SEASON (5-8-1)				
9/16	T	35-35	WASHINGTON	15,730
9/23	L	28-30	PITTSBURGH	19,478
9/30	W	27-17	@ LA Rams	26,907
10/7	L	10-19	@ Cleveland	44,040
10/14	W	41-19	PHILADELPHIA	18,645
10/21	W	42-27	@ Pittsburgh	23,106
10/28	L	24-28	ST. LOUIS	16,027
11/4	W	38-10	@ Washington	49,888
11/11	L	10-11	N.Y. GIANTS	45,668
11/18	L	33-34	CHICAGO	12,692
11/25	L	14-28	@ Philadelphia	58,070
12/2	W	45-21	CLEVELAND	24,226
12/9	L	20-52	@ St. Louis	14,102
12/16	L	31-41	@ N.Y. Giants	62,694

TEAM STATISTICS	DALLAS	OPP
FIRST DOWNS.....	246	274
Rushing.....	101	93
Passing.....	136	166
Penalty.....	9	15
Third Down-Made/Att.....	72/183	64/167
Third Down Efficiency.....	39.3	38.3
Fourth Down-Made/Att.....	6/7	2/5
TOTAL NET YARDS.....	4,912	5,184
Avg. Per Game.....	350	370
Total Plays.....	843	848
Avg. Per Play.....	5.8	6.1
NET YARDS RUSHING.....	2,040	1,510
Avg. Per Game.....	145.7	107.9
Total Rushes.....	434	386
Avg. Per Rush.....	4.7	3.9
NET YARDS PASSING.....	2,883	3,688
Sacked/Yards Lost.....	29/232	25/216
Gross Yards.....	3,115	3,904
Attempts/Completions.....	380/200	437/233
Pct. of Completions.....	52.6	53.3
Had Intercepted.....	17	20
PUNTS/AVERAGE.....	57/45.4	63/40.6
Net Punting Average.....	40.7	37.8
PUNT RET./AVG.....	18/4.5	28/6.8
KICKOFF RET./AVG.....	59/20.5	63/23.5
INT./AVG. RET.....	20/18.3	17/15.5
PENALTIES/YARDS.....	62/633	56/569
FUMBLES/BALL LOST.....	32/19	33/16
TOUCHDOWNS.....	51	52
Rushing.....	16	17
Passing.....	31	33
Returns.....	4	2
EXTRA POINTS/ATTEMPTS.....	50/51	49/52
FIELD GOALS/ATTEMPTS.....	14/27	13/22

RECEIVING	NO	YDS	AVG	LG	TD
Howton	49	706	14.1	69T	6
Clarke	47	1,043	22.2	66I	14
Folkins	39	536	13.7	52	6
Marsh	35	467	13.3	85T	2
Perkins	13	104	8.0	21	0
Lockett	7	78	10.1	29T	2
Gregory	3	70	23.3	24	0
Bullocks	3	46	15.3	22I	1
Norman	2	34	17.0	29	0
Davis	2	31	15.5	24	0

Cowboys	200	3,115	15.6	85T	31
Opponents	233	3,904	16.8	86I	33

INTERCEPTIONS	NO	YDS	AVG	LG	TD
Bishop	6	134	22.3	44	0
Gaechter	5	136	27.2	100T	1
Tubbs	4	35	8.7	21	0
Howley	2	33	16.5	21	0
Norton	2	21	10.5	21	0
Dowdle	1	7	7.0	7	0

Cowboys	20	366	18.3	100T	1
Opponents	17	263	15.5	57I	1

PUNTING	NO	YDS	AVG	TB	IN20	LG	BL	NET
Baker	57	2,589	45.4	4	13	72	0	40.7
Cowboys	57	2,589	45.4	4	13	72	0	40.7
Opp.	63	2,560	40.6	5	8	63	0	37.8

PUNT RETURNS	NO	FC	YDS	AVG	LG	TD
Lockett	8	4	45	5.6	17	0
Gaechter	7	7	32	4.5	15	0
Marsh	3	3	4	1.3	2	0
Cowboys	18	14	81	4.5	17	0
Opponents	28	14	190	6.8	21	0

KICKOFF RETURNS	NO	YDS	AVG	LG	TD
Marsh	29	725	25.0	101I	1
Bullocks	14	265	18.9	62	0
Lockett	6	130	21.6	31	0
Davis	4	66	16.5	23	0
Norman	2	5	2.5	5	0
Gaechter	1	16	16.0	16	0
Talbert	1	0	0.0	0	0
Cvercko	1	0	0.0	0	0
Memmelaar	1	0	0.0	0	0
Cowboys	59	1,207	20.5	101I	1
Opponents	63	1,604	25.5	92I	1

SCORE BY QUARTERS	1	2	3	4	OT	T
Cowboys	54	119	107	118	0	398
Opponents	65	124	56	157	0	402

FIELD GOALS	7-19	20-29	30-39	40-49	50+
Baker	4-4	1-2	5-10	3-5	1-6
Cowboys	4-4	1-2	5-10	3-5	1-6
Opponents	5-7	1-1	3-5	3-7	1-5

Baker: (35M),(1)(35M,34.52M,48),(15,39M), (40,50M,11),(1)(52M,37.54M,39M),(16), (42M,53),(36,37),(34M),(15), (22M,25,47),(35,55M,47M)

Opponents: (1),(1)(51),(51M,35,42),(36,9), (10,52M,40,18B),(1)(14,16,37), (21,41M,15),(32M,35M,16M),(47M,52B), (49M,42),(45M,50M)

SCORING	TDR	TD	TDR	FG	PAT	S	TP
Baker	0	0	0	14/27	50/51	0	92
Clarke	0	14	0	0/0	0/0	0	84
Marsh	6	2	1a	0/0	0/0	0	54
Perkins	7	0	0	0/0	0/0	0	42
Folkins	0	6	0	0/0	0/0	0	36
Howton	0	6	0	0/0	0/0	0	36
Bullocks	2	1	0	0/0	0/0	0	18
Lockett	1	2	0	0/0	0/0	0	18
Gaechter	0	0	1b	0/0	0/0	0	6
Norton	0	0	1c	0/0	0/0	0	6
Bishop	0	0	1d	0/0	0/0	0	6
Cowboys	16	31	4	14/27	50/51	0	398
Opponents	17	33	2*	13/25	49/52	1	402

- a 101 kickoff return vs. Philadelphia (10/14)
- b 100 interception return vs. Philadelphia (10/14)
- c 94 FG return @ St. Louis (12/9)
- d 84 fumble return vs. St. Louis (10/28)

* Mitchell 92 kickoff return vs. Washington (9/16)
 Wilson 57 interception return vs. St. Louis (10/28)
 + Holding in end zone vs. Pittsburgh (9/23)

USUAL STARTERS

WR	Bill Howton	LE	Bob Lilly
LT	Bob Fry	RT	Guy Reese
LG	Andy Cvercko	RLT	John Meyers
C	Mike Connelly	RE	George Andrie
RG	Dale Memmelaar	LLB	Mike Dowdle
RT	Monte Clark (10)	MLB	Jerry Tubbs
	Don Talbert (4)	RLB	Chuck Howley
TE	Lee Folkins (11)	LCB	Mike Gaechter (9)
	Pettis Norman (3)		Cornell Green (3)
WR	Frank Clarke	RCB	Don Bishop
QB	Eddie LeBaron	SS	Jerry Norton
RB	Don Perkins	FS	Dick Nolan
FB	Amos Marsh		
K	Sam Baker		<i>Pro Bowlers in Bold</i>
P	Sam Baker		

RUSHING	ATT	YDS	AVG	LG	TD	PASSING	ATT	COMP	YDS	PCT	AVG	PCT	PCT	TD	INT	INT	LG	SKS/YDS	RATING
Perkins	222	945	4.3	35	7	Meredith	212	105	1,679	49.5	7.9	15	7.1	8	3.8	69t	14/113	84.2	
Marsh	144	802	5.6	70	6	LeBaron	166	95	1,436	57.2	8.7	16	9.6	9	5.4	85t	15/119	95.4	
Bullocks	33	196	6.0	73T	2	Baker	1	0	0	0.0	0.0	0	0.0	0	0.0	0	0/0	39.6	
Meredith	21	74	3.5	9	1	Lockett	1	0	0	0.0	0.0	0	0.0	0	0.0	0	0/0	39.6	
Lockett	8	24	3.0	7	1	Cowboys	380	200	3,115	52.6	8.2	31	8.2	17	4.5	85t	29/232	88.7	
LeBaron	6	-1	-0.2	3	0	Opponents	437	233	3,904	53.3	8.9	33	7.6	20	4.6	86t	25/216	89.8	
Cowboys	434	2,040	4.7	73T	6														
Opponents	386	1,510	3.9	35	17														

1963 ★ DALLAS COWBOYS STATISTICS ★ 1963

STAFF

PLAYERS

2019 SEASON

RECORDS

PLAYOFF RECORDS

1963 STATISTICS

SIDELINES

FIFTH PLACE, EASTERN CONFERENCE
HEAD COACH: TOM LANDRY

PRESEASON (3-2)

Date	W/L	Score	Opponent	Att.
8/8	W	17-14	@ LA Rams	70,675
8/17	L	10-31	GREEN BAY	53,121
8/24	L	17-20	LA Rams @ Port.	29,349
8/30	W	37-24	San Fran. @ Baker	9,927
9/7	W	27-17	Detroit @ N.O.	51,218

REGULAR SEASON (4-10)

9/14	L	7-34	ST. LOUIS	36,432
9/22	L	24-41	CLEVELAND	28,710
9/29	L	17-21	@ Washington	40,101
10/6	L	21-24	@ Philadelphia	60,671
10/13	W	17-14	DETROIT	27,264
10/20	L	21-37	@ N.Y. Giants	62,889
10/27	L	21-27	@ Pittsburgh	19,047
11/3	W	35-20	WASHINGTON	18,838
11/10	L	24-31	@ San Francisco	29,563
11/17	W	27-20	PHILADELPHIA	23,694
11/24	L	17-27	@ Cleveland	55,096
12/1	L	27-34	N.Y. GIANTS	29,653
12/8	L	19-24	PITTSBURGH	24,136
12/15	W	28-24	@ St. Louis	12,695

TEAM STATISTICS

	DALLAS	OPP
FIRST DOWNS	248	266
Rushing	105	114
Passing	132	139
Penalty	11	13
Third Down-Made/Att.	62/169	69/171
Third Down Efficiency	36.7	40.4
Fourth Down-Made/Att.	6/10	16/20
TOTAL NET YARDS	4,263	5,325
Avg. Per Game	304.5	380.4
Total Plays	839	878
Avg. Per Play	5.1	6.1
NET YARDS RUSHING	1,795	2,094
Avg. Per Game	129.2	149.6
Total Rushes	420	455
Avg. Per Rush	4.3	4.6
NET YARDS PASSING	2,468	3,231
Sacked/Yards Lost	44/331	20/161
Gross Yards	2,799	3,392
Attempts/Completions	375/200	403/202
Pct. of Completions	53.3	50.1
Had Intercepted	21	26
PUNTS/AVERAGE	71/44.2	52/41.5
Net Punting Average	40.6	37.8
PUNT RET./AVG.	23/7.7	36/4.9
KICKOFF RET./AVG.	48/22.9	46/24.5
INT./AVG. RET.	26/21.1	21/20.8
PENALTIES/YARDS	67/627	52/479
FUMBLE/BALL LOST	29/15	23/11
TOUCHDOWNS	40	48
Rushing	18	12
Passing	20	31
Returns	2	5
EXTRA POINTS/ATTEMPTS	38/40	45/48
FIELD GOALS/ATTEMPTS	9/20	15/32

RUSHING

	ATT	YDS	AVG	LG	TD
Perkins	149	614	4.1	19†	7
Marsh	99	483	4.9	41†	5
Bullocks	96	341	3.6	17	2
Meredith	41	185	4.5	26	3
Stiger	31	140	4.5	4	1
Baker	1	15	15.0	15	0
Clarke	1	12	12.0	12	0
LeBaron	2	5	2.5	4	0
Cowboys	420	1,795	4.3	41†	18
Opponents	455	2,094	4.6	71†	12

RECEIVING

	NO	YDS	AVG	LG	TD
Clarke	43	833	19.4	75†	10
Howton	33	514	15.6	44†	3
Folkins	31	407	13.1	35†	4
Marsh	26	224	8.6	35	0
Norman	18	341	18.9	49	3
Barnes	15	195	13.0	27	0
Perkins	14	84	6.0	20	0
Stiger	13	131	10.1	42	0
Bullocks	7	70	10.0	22	0
Cowboys	200	2,799	14.0	75†	20
Opponents	202	3,392	16.8	85†	31

INTERCEPTIONS

	NO	YDS	AVG	LG	TD
Green	7	211	34.5	55	0
Bishop	5	45	9.0	31	0
Gaechter	3	140	46.7	86	0
Jordan	3	41	13.6	23	0
Livingston	3	31	10.3	29	0
Tubbs	2	61	20.3	44	0
Howley	2	3	1.5	3	0
Edwards	1	17	17.0	17	0
Cowboys	26	549	21.1	86	0
Opponents	21	437	20.8	82†	5

PUNTING

	NO	YDS	AVG	TB	INT	LG	BL	NET
Baker	71	3,138	44.2	4	13	64	0	40.6
Cowboys	71	3,138	44.2	4	13	64	0	40.6
Opp.	52	2,159	41.5	5	8	73	0	37.8

PUNT RETURNS

	NO	FC	YDS	AVG	LG	TD
Stiger	14	2	141	10.1	45	0
Overton	5	5	32	6.4	14	0
Gaechter	2	2	2	1.0	2	0
Howley	1	0	0	0.0	0	0
Norman	1	0	0	0.0	0	0
Cowboys	23	9	175	7.9	45	0
Opponents	36	13	176	4.9	26	0

KICKOFF RETURNS

	NO	YDS	AVG	LG	TD
Stiger	18	432	24.0	66	0
Hayes, W.	2	48	24.0	25	0
Bullocks	19	453	23.8	56	0
Marsh	9	167	18.6	31	0
Cowboys	48	1,100	22.9	66	0
Opponents	46	1,125	24.5	54	0

SCORE BY

QUARTERS	1	2	3	4	OT	T
Cowboys	68	124	48	65	0	305
Opponents	58	114	88	118	0	378

FIELD GOALS

	7-19	20-29	30-39	40-49	50+
Baker	2-3	3-6	1-1	1-1	2-3
Cowboys	2-3	3-6	1-1	2-7	1-3
Opponents	7-7	1-6	3-7	3-10	1-2

Baker: (41M), (13), (41, 43M, 40M), (), (13), (), (42M, 20M), (16M), (24, 24M), (56M, 33, 27), (20, 26M, 52M), (44M), (53, 46), ()
Opponents: (43, 45), (32, 15, 50M), (49M, 37M), (28B, 12, 29M), (37M, 48M, 47M), (39, 41M), (), (29M, 12, 49), (45M, 32), (32M), (24, 21), (11, 53), (17, 44M, 43B), (28, 39M, 26B, 11)

SCORING

	TDR	TDP	TDR1	FG	PAT	S	TP
Baker	0	0	0	9/20	38/40	0	65
Clarke	0	10	0	0/0	0/0	0	60
Perkins	7	0	0	0/0	0/0	0	42
Marsh	5	0	0	0/0	0/0	0	35
Folkins	0	4	0	0/0	0/0	0	24
Howton	0	3	0	0/0	0/0	0	18
Meredith	3	0	0	0/0	0/0	0	18
Norman	0	3	0	0/0	0/0	0	18
Bullocks	2	0	0	0/0	0/0	0	12
Green	0	0	1a	0/0	0/0	0	6
Lilly	0	0	1b	0/0	0/0	0	6
Stiger	1	0	0	0/0	0/0	0	6
Cowboys	18	20	2	9/20	38/40	0	305
Opponents	12	31	5*	15/32	45/48	0	378

a 20 fumble return @ Cleveland (11/24)
b 42 fumble return @ St. Louis (12/15)

* Hill 58 interception return vs. St. Louis (9/14)
Steffen 78 interception return @ Washington (9/29)
Lynch 82 interception return @ N.Y. Giants (10/20)
Fichtner 36 interception return @ Cleveland (11/24)
Hillebrand 0 interception return vs. N.Y. Giants (12/1)

USUAL STARTERS

WR	Bill Howton (6)	LE	Bob Lilly (7)
	Pettis Norman (5)		Larry Stephens (7)
	Gary Barnes (3)	LT	Guy Reese
LT	Bob Fry (9)	RT	John Meyers (7)
	Tony Liscio (5)		Bob Lilly (7)
LG	Jim Ray Smith (7)	RE	George Andrie (10)
	Lynn Hoyem (6)		Larry Stephens (3)
C	Mike Connelly	LLB	Chuck Howley
RG	Date Memeleear	MLB	Jerry Tubbs
RT	Ed Nutting (7)	RLB	Lee Roy Jordan (8)
	Bob Fry (5)		Dave Edwards (6)
TE	Lee Folkins	LCB	Cornell Green
WR	Frank Clarke	RCB	Don Bishop
DB	Don Meredith	SS	Mike Gaechter (10)
QB	Amos Marsh (9)		Jim Riddion (4)
	Jim Stiger (3)	FS	Warren Livingston
FB	Don Perkins (10)		
	Amos Bullocks (3)	P	Sam Baker
K	Sam Baker		<i>Pro Bowlers in Bold</i>

	PASSING	ATT	COMP	YDS	PCT	AVG	TD	PCT	PCT	LG	SKS/YDS	RATING
Meredith	310	167	2,381	53.9	7.7	17	5.5	18	5.8	55	35/260	73.2
LeBaron	65	33	418	50.8	6.4	3	4.6	3	4.6	75	9/71	67.4
Cowboys	375	200	2,799	53.3	7.5	20	5.3	21	5.6	75	44/331	71.9
Opponents	403	202	3,392	50.1	8.4	31	7.7	26	6.5	85†	20/161	77.6

1964 ★ DALLAS COWBOYS STATISTICS ★ 1964

FIFTH PLACE, EASTERN CONFERENCE
HEAD COACH: TOM LANDRY

PRESEASON (1-4)				
Date	W/L	Score	Opponent	Att.
8/8	L	6-17	@ LA Rams	57,450
8/15	W	34-23	San Fran. @ Port.	24,679
8/22	L	16-25	LA Rams @ Portland	30,565
8/29	L	3-35	GREEN BAY	60,057
9/5	L	6-21	Chicago @ N.O.	35,000
REGULAR SEASON (5-8-1)				
9/12	L	6-16	ST. LOUIS	36,605
9/20	W	24-18	WASHINGTON	25,158
9/27	L	17-23	@ Pittsburgh	35,594
10/4	L	6-27	@ Cleveland	72,062
10/11	T	13-13	N.Y. GIANTS	33,324
10/18	L	16-20	CLEVELAND	37,456
10/25	W	31-13	@ St. Louis	28,253
11/1	W	24-10	@ Chicago	47,527
11/8	W	31-21	@ N.Y. Giants	63,031
11/15	L	14-17	PHILADELPHIA	55,972
11/22	L	16-28	@ Washington	49,219
11/29	L	21-45	GREEN BAY	44,975
12/6	L	14-24	@ Philadelphia	60,671
12/13	W	17-14	PITTSBURGH	35,271

TEAM STATISTICS	DALLAS	OPP
FIRST DOWNS.....	230	211
Rushing.....	89	71
Passing.....	119	121
Penalty.....	22	19
Third Down-Made/Att.....	65/199	65/201
Third Down Efficiency.....	32.7	32.3
Fourth Down-Made/Att.....	8/14	7/14
TOTAL NET YARDS.....	3,704	3,750
Avg. Per Game.....	264.6	267.9
Total Plays.....	893	860
Avg. Per Play.....	4.1	4.4
NET YARDS RUSHING.....	1,691	1,504
Avg. Per Game.....	120.8	107.4
Total Rushes.....	421	438
Avg. Per Rush.....	4.0	3.4
NET YARDS PASSING.....	2,013	2,246
Sacked/Yards Lost.....	68/503	45/325
Gross Yards.....	2,516	2,571
Attempts/Completions.....	404/192	377/172
Pct. of Completions.....	47.5	45.6
Had Intercepted.....	24	18
PUNTS/AVERAGE.....	78/38.9	80/43.5
Net Punting Average.....	34.4	33.5
PUNT RET./AVG.....	40/11.5	19/2.6
KICKOFF RET./AVG.....	46/24.0	50/21.6
INT./AVG. RET.....	18/17.6	24/15.0
PENALTIES/YARDS.....	97/952	75/781
FUMBLES/BALL LOST.....	39/19	26/20
TOUCHDOWNS.....	30	34
Rushing.....	15	6
Passing.....	10	22
Returns.....	5	6
EXTRA POINTS/ATTEMPTS.....	28/29	32/34
FIELD GOALS/ATTEMPTS.....	14/29	17/28

PASSING	ATT	COMP	YDS	PCT	AVG	TD	PCT	PCT	INT	LG	SKS/YDS	RATING
Meredith	323	158	2,143	48.9	6.6	9	2.8	16	5.0	49	58/416	59.0
Roach	68	32	349	47.1	5.1	1	1.5	6	8.8	37	10/87	31.1
Lothridge	9	2	24	22.2	2.7	0	0.0	2	22.2	13	0/0	0.0
Clarke	1	0	0	0.0	0.0	0	0.0	0	0.0	0	0/0	39.6
Stiger	1	0	0	0.0	0.0	0	0.0	0	0.0	0	0/0	39.6
Dunn	2	0	0	0.0	0.0	0	0.0	0	0.0	0	0/0	39.6
Cowboys	404	192	2,516	47.5	6.2	10	2.5	24	5.9	49	68/503	51.4
Opponents	377	172	2,571	45.6	6.8	22	5.8	18	4.8	59	45/325	68.1

RUSHING	ATT	YDS	AVG	LG	TD
Perkins	174	768	4.6	59	6
Marsh	100	401	4.0	28	2
Stiger	68	280	4.1	64	1
Dunn	26	103	4.0	14	1
Meredith	32	81	2.5	17	4
Clarke	10	46	4.6	21	0
Folkins	1	9	9.0	9	0
Roach	8	9	1.1	11	0
Lothridge	2	-6	-3.0	2	1
Cowboys	421	1,691	4.0	64	15
Opponents	438	1,504	3.4	71	6

RECEIVING	NO	YDS	AVG	LG	TD
Clarke	65	973	15.0	49	5
McDonald	46	612	13.3	48	2
Norman	24	311	13.0	37	2
Perkins	15	155	10.3	37	0
Marsh	15	131	8.7	32	0
Dial	11	178	17.1	41	0
Stiger	9	85	9.4	31	1
Folkins	5	41	8.2	11	0
Dunn	2	30	15.0	18	0
Cowboys	192	2,516	13.1	49	10
Opponents	172	2,571	14.9	59	22

INTERCEPTIONS	NO	YDS	AVG	LG	TD
Renfro	7	110	15.7	39	1
Ridlon	4	121	30.3	74	1
Howley	2	27	13.5	21	0
Tobles	2	27	13.5	26	0
Livingston	1	27	27.0	27	0
Jordan	1	3	3.0	3	0
Edwards	1	1	1.0	1	0
Cowboys	18	316	17.6	74	2
Opponents	24	345	15.0	54	4

PUNTING	NO	YDS	AVG	TB	IN20	LG	BL	NET
Lothridge	62	2,501	40.3	7	12	75	1	35.8
Folkins	15	497	33.1	0	3	48	0	28.3
Howley	1	37	37.0	0	0	37	0	37.0
Cowboys	78	3,035	38.9	7	15	75	1	34.4
Opp.	80	3,478	43.5	9	17	74	0	33.5

PUNT RETURNS	NO	FC	YDS	AVG	LG	TD
Renfro	32	9	418	13.1	69	1
McDonald	2	2	17	8.5	9	0
Gaechter	5	1	24	4.8	16	0
Stiger	1	4	0	0.0	0	0
Cowboys	40	16	459	11.5	69	1
Opponents	19	29	52	2.6	24	0

KICKOFF RETURNS	NO	YDS	AVG	LG	TD
Renfro	40	1,017	25.4	65	0
Dunn	2	33	16.5	18	0
Gaechter	1	31	31.0	31	0
Bullocks	1	19	19.0	19	0
Marsh	1	2	2.0	2	0
Folkins	1	0	0.0	0	0
Cowboys	46	1,102	24.0	65	0
Opponents	50	1,081	21.6	51	0

SCORE BY QUARTERS	1	2	3	4	OT	T
Cowboys	60	74	37	79	0	250
Opponents	47	81	62	99	0	289

FIELD GOALS	7-19	20-29	30-39	40-49	50+
Van Raaphorst	6-9	2-3	4-6	2-9	0-2
Cowboys	6-9	2-3	4-6	2-9	0-2
Opponents	3-4	2-3	8-9	4-11	0-1

Van Raaphorst	()	(48M, 15,40M)	(16)	(25B, 19B)	(50M, 19, 16, 40M, 35M)	(34, 20, 37)
	(20)	(41, 49M)	(52M, 43)	(47M, 16M, 48M)	(39M, 15, 32, 12M, 38)	()
Opponents:	(37, 50M, 41, 32)	(31, 41, 32)	(36, 49M, 30M)	(19, 21)	()	(34, 30, 47M)
	(39, 49M, 16)	(12, 48M)	()	(43)	(47M, 40M, 75)	(25, 29M)
					(42M, 48)	()

SCORING	TDR	TDP	TDR1	FG	PAT	S	TP
Van Raaphorst	0	0	0	14/29	28/29	0	70
Perkins	6	0	0	0/0	0/0	0	36
Clarke	0	5	0	0/0	0/0	0	30
Meredith	4	0	0	0/0	0/0	0	24
Marsh	2	0	0	0/0	0/0	0	12
McDonald	0	2	0	0/0	0/0	0	12
Norman	0	2	0	0/0	0/0	0	12
Ridlon	0	0	2a	0/0	0/0	0	12
Renfro	0	0	2b	0/0	0/0	0	12
Stiger	1	1	0	0/0	0/0	0	12
Dunn	1	0	0	0/0	0/0	0	6
Livingston	0	0	1c	0/0	0/0	0	6
Lothridge	1	0	0	0/0	0/0	0	6
Cowboys	15	10	5	14/29	28/29	0	250
Opponents	6	22	6*	17/28	32/34	1	289

- a 74 interception return vs. N.Y. Giants (11/8)
63 fumble return vs. Philadelphia (12/6)
b 39 interception. return vs. Washington (9/20)
c 17 fumble return vs. Green Bay (11/29)

- * Parish 54 int. return vs. Cleveland (11/22)
Reger 6 int. return vs. Washington (10/22)
Krause 35 int. return vs. Washington (11/22)
Jordan 60 fumble return vs. Green Bay (11/29)
Aldridge 29 fumble return vs. Green Bay (11/29)
Scarpatti int. return vs. Philadelphia (12/6)
+ Edwards 0 fumble return vs. Washington (9/20)

USUAL STARTERS

WR	Tommy McDonald	LE	George Andrie
LT	Tony Liscio	LT	Jim Colvin
LG	Jake Kupp (10)	RT	Bob Lilly
	Joe Bob Isebell (4)	RE	Larry Stephens
C	Mike Connelly	LLB	Chuck Howley (9)
RG	Joe Bob Isebell (6)	RE	Dave Edwards (4)
	Ray Schoenke (4)	MLB	Jerry Tubbs
	Dave Manders (3)	RLB	Lee Roy Jordan
RT	Ray Schoenke (6)	LCB	Cornell Green
	Bob Fry (5)	RCB	Don Bishop (7)
TE	Pettis Norman		Warren Livingston (7)
WR	Frank Clarke	SS	Jim Ridlon (10)
QB	Don Meredith (10)		Mike Gaechter (4)
	John Roach (4)	FS	Mel Renfro
RB	Jim Stiger (8)		
	Amos Marsh (5)	P	Billy Lothridge (12)
FB	Don Perkins		

Pro Bowlers in Bold

K. Dick Van Raaphorst

1965 ★ DALLAS COWBOYS STATISTICS ★ 1965

STAFF PLAYERS 2019 SEASON RECORDS PLAYOFF RECORDS 1965 STATISTICS SIDELINES

SECOND PLACE, EASTERN CONFERENCE HEAD COACH: TOM LANDRY			
PRESEASON (2-3)			
Date	W/L	Score	Opponent
8/17	L	0-9	@ LA Rams
8/21	L	7-27	San Fran. @ Port.
8/28	W	21-12	GREEN BAY
9/3	L	17-57	Minn. @ Birm.
9/11	W	34-21	Chicago @ Tulsa
REGULAR SEASON (7-7)			
9/19	W	31-2	N.Y. GIANTS
9/26	W	27-7	WASHINGTON
10/4	L	13-20	@ St. Louis
10/10	L	24-35	PHILADELPHIA
10/17	L	17-23	@ Cleveland
10/24	L	3-13	@ Green Bay
10/31	L	13-22	@ Pittsburgh
11/7	W	39-31	SAN FRANCISCO
11/14	W	24-17	PITTSBURGH
11/21	L	17-24	CLEVELAND
11/28	L	31-34	@ Washington
12/5	W	21-19	@ Philadelphia
12/11	W	27-13	ST. LOUIS
12/19	W	38-20	@ N.Y. GIANTS
PLAYOFF BOWL GAME (Miami)			
1/9/66	L	3-35	Baltimore

TEAM STATISTICS		DALLAS	OPP
FIRST DOWNS	211	240
Rushing	87	80
Passing	108	138
Penalty	16	22
Third Down-Made/Att.	61/180	76/204
Third Down Efficiency	33.9	37.2
Fourth Down-Made/Att.	11/14	3/11
TOTAL NET YARDS	3,995	4,192
Avg. Per Game	285.4	299.4
Total Plays	833	885
Avg. Per Play	4.8	4.7
NET YARDS RUSHING	1,608	1,444
Avg. Per Game	114.9	103.1
Total Rushes	416	422
Avg. Per Rush	3.9	3.4
NET YARDS PASSING	2,387	2,748
Sacked/Yards Lost	55/369	39/315
Gross Yards	2,756	3,063
Attempts/Completions	362/168	424/205
Pct. of Completions	46.4	48.3
Had Intercepted	18	18
PUNTS/AVERAGE	73/41.3	71/42.9
Net Punting Average	37.2	36.8
PUNT RET./AVG.	39/8.0	26/5.3
KICKOFF RET./AVG.	43/27.1	63/19.3
INT./AVG. RET.	18/11.0	18/14.7
PENALTIES/YARDS	78/710	50/483
FUMBLE/BALL LOST	31/17	37/20
TOUCHDOWNS	40	33
Rushing	8	13
Passing	25	17
Returns	7	3
EXTRA POINTS/ATTEMPTS	37/40	29/33
FIELD GOALS/ATTEMPTS	16/27	17/30

	AVG	PCT	PCT	INT	LG	SKS/YDS	RATING
Meredith	305	141	2,415	46.2	7.9	22	7.2
Morton	34	17	173	50.0	5.1	2	2.9
Rhome	21	9	157	42.9	7.5	1	4.8
Reeves	2	1	11	50.0	5.5	0	0.0
Cowboys	362	168	2,756	46.4	7.6	25	6.9
Opponents	424	205	3,063	48.3	7.2	17	4.0

RUSHING	ATT	YDS	AVG	LG	TD
Perkins	177	690	3.9	43	0
Smith	86	295	3.4	24	2
Meredith	35	247	6.9	22	1
Dunn	54	171	3.2	12	2
Reeves	33	102	3.1	13	2
Clarke	8	58	7.3	21	0
Stiger	11	50	4.5	16	0
Rhome	4	11	2.8	16	0
Whitfield	1	0	0.0	0	0
Hayes	4	-8	-2.0	11	1
Morton	3	-8	-2.7	5	0
Cowboys	416	1,608	3.9	43	8
Opponents	422	1,444	3.4	29	13

RECEIVING	NO	YDS	AVG	LG	TD
Hayes	46	1,003	21.8	82	12
Clarke	41	682	16.6	53	4
Dial	17	283	16.7	46	1
Gent	16	233	14.6	20	2
Perkins	14	142	10.2	27	0
Norman	11	110	10.0	21	3
Reeves	9	210	23.3	47	1
Dunn	8	74	9.3	22	1
Smith	5	10	2.0	5	1
Stiger	1	9	9.0	9	0
Cowboys	168	2,756	16.4	82	25
Opponents	205	3,063	15.0	72	17

INTERCEPTIONS	NO	YDS	AVG	LG	TD
Green	3	49	16.3	43	0
Livingston	3	5	1.7	5	0
Logan	3	5	1.7	3	0
Renfro	2	92	46.0	90	1
Gaechter	2	21	10.5	19	0
Tabbus	2	9	4.5	8	0
Edwards	2	0	0.0	0	0
Lilly	1	17	17.0	17	1
Cowboys	18	198	11.0	90	2
Opponents	18	265	14.7	48	2

PUNTING	NO	YDS	AVG	TB	IN20	LG	BL	NET
Villanueva	60	2,505	41.8	8	12	58	0	37.9
Ridgway	13	510	39.2	0	3	44	0	34.1
Cowboys	73	3,015	41.3	8	15	58	0	37.2
Opp.	71	3,043	42.9	6	20	64	1	36.8

PUNT RETURNS	NO	FC	YDS	AVG	LG	TD
Renfro	24	4	145	6.0	35	0
Hayes	12	2	153	12.8	47	0
Stiger	3	1	14	4.7	13	0
Cowboys	39	7	312	8.0	47	0
Opponents	26	24	139	5.3	67	0

KICKOFF RETURNS	NO	YDS	AVG	LG	TD
Renfro	21	630	30.0	100	1
Hayes	17	450	26.5	66	0
Reeves	2	45	22.5	24	0
Stiger	2	28	14.0	17	0
Neely	1	13	13.0	13	0
Cowboys	43	1,166	27.1	100	1
Opponents	63	1,229	19.3	40	0

SCORE BY QUARTERS	1	2	3	4	OT	T
Cowboys	78	97	44	106	0	325
Opponents	65	75	79	61	0	280

FIELD GOALS	7-19	20-29	30-39	40-49	50-0+
Villanueva	6-8	5-6	4-6	1-7	0-0
Cowboys	6-8	5-6	4-6	1-7	0-0
Opponents	6-7	4-6	3-10	4-6	0-10

Villanueva: (41), (43M, 27, 47M, 7), (28, 19), (42M, 35), (16), (20), (32M), (16, 37B, 34), (33, 46M), (10), (25M, 29, 45M, 44B), (19B, 41M), (31, 14), (25)

Opponents: (0), (51B, 37, 28), (31B), (48, 47B, 16, 19, 20M), (44, 22), (33M, 18), (10, 25B), (32), (46, 37B), (35B), (33, 19, 34M, 27, 37B, 20, 19B), (18, 41), (33M, 42B)

SCORING	TDR	TDP	TDR1	FG	PAT	S	BP
Villanueva	0	0	0	16/27	37/38	0	85
Hayes	1	12	0	0/0	0/0	0	78
Clarke	0	4	0	0/0	0/0	0	24
Dunn	2	1	0	0/0	0/0	0	18
Norman	0	3	0	0/0	0/0	0	18
Reeves	2	1	0	0/0	0/0	0	18
Smith	2	1	0	0/0	0/0	0	18
Gent	0	2	0	0/0	0/0	0	12
Renfro	0	0	2a	0/0	0/0	0	12
Andrie	0	0	1b	0/0	0/0	0	6
Dial	0	1	0	0/0	0/0	0	6
Gaechter	0	0	1c	0/0	0/0	0	6
Green	0	0	1d	0/0	0/0	0	6
Lilly	0	0	1e	0/0	0/0	0	6
Logan	0	0	1f	0/0	0/0	0	6
Meredith	1	0	0	0/0	0/0	0	6
Cowboys	8	25	7	37/40	16/27	0	325
Opponents	13	17	3*	29/33	17/30	1	280

- a 90 interception return vs. St. Louis (10/4)
- 100 kickoff vs. San Francisco (11/7)
- b 0 fumble return vs. San Francisco (11/7)
- c 60 FG return vs. Washington (11/28)
- d 5 fumble return vs. Washington (11/28)
- e 17 interception return vs. San Francisco (11/7)
- f 60 FG return vs. N.Y. Giants (12/19)

- * Tarasovic 62 fumble ret. vs. Philadelphia (10/10)
- Folkins 15 fumble return vs. Pittsburgh (11/14)
- Kelly 67 punt return vs. Cleveland (11/21)
- + Dallas snap out of end zone vs. N.Y. Giants (9/19)

USUAL STARTERS			
WR	Bob Hayes	LE	Maury Youmans
LT	Jim Boeke	RT	Jim Colvin
LG	Jake Kupp	RL	Bob Lilly
C	Dave Manders	RE	George Andrie
RG	Leon Donohue	RB	Chuck Howley
TE	Ralph Neely	MLB	Jerry Tubbs
RT	Frank Clarke	RLB	Dave Edwards
WR	Buddy Dial (7)	LCB	Cornell Green
	Pete Gent (7)	RCB	Warren Livingston
QB	Don Meredith	SS	Obert Logan (9)
RB	Perry Lee Dunn (7)		Mike Gaechter (5)
	Dan Reeves (4)	FS	Mel Renfro
	J.D. Smith (3)	P	Danny Villanueva (11)
FB	Don Perkins		Colin Ridgway (3)
K	Danny Villanueva		Pro Bowlers in Bold

1966 ★ DALLAS COWBOYS STATISTICS ★ 1966

FIRST PLACE, EASTERN CONFERENCE
HEAD COACH: TOM LANDRY

PRESEASON (5-0)

Date	W/L	Score	Opponent	Att.
8/7	W	24-13	@ San Francisco	28,899
8/13	W	20-10	@ LA Rams	44,217
8/20	W	21-3	GREEN BAY	75,504
8/27	W	20-10	Detroit @Tulsa	31,250
9/2	W	28-24	MINNESOTA	58,316

REGULAR SEASON (10-3-1)

9/18	W	52-7	N.Y. GIANTS	60,010
9/25	W	28-17	MINNESOTA	64,116
10/2	W	47-14	@ Atlanta	56,990
10/9	W	56-7	PHILADELPHIA	69,372
10/16	T	10-10	@ St. Louis	50,673
10/23	L	21-30	@ Cleveland	84,721
10/30	W	52-21	PITTSBURGH	58,453
11/6	L	23-24	@ Philadelphia	60,658
11/13	W	31-30	@ Washington	50,927
11/20	W	20-7	@ Pittsburgh	42,185
11/24	W	28-14	CLEVELAND	80,259
12/4	W	31-17	ST. LOUIS	76,965
12/11	L	31-34	WASHINGTON	64,198
12/18	W	17-7	@ N.Y. Giants	62,735

CHAMPIONSHIP GAME

1/1/67	L	27-34	GREEN BAY	75,504
--------	---	-------	-----------	--------

TEAM STATISTICS DALLAS OPP

FIRST DOWNS.....	287	221
Rushing.....	124	64
Passing.....	139	140
Penalty.....	24	17
Third Down-Made/Att.....	68/188	72/213
Third Down Efficiency.....	36.1	33.8
Fourth Down-Made/Att.....	7/12	4/14
TOTAL NET YARDS.....	5,145	3,558
Avg. Per Game.....	367.5	254.1
Total Plays.....	926	873
Avg. Per Play.....	5.6	4.1
NET YARDS RUSHING.....	2,122	1,476
Avg. Per Game.....	151.6	84.0
Total Rushes.....	471	356
Avg. Per Rush.....	4.5	3.3
NET YARDS PASSING.....	3,023	2,382
Sacked/Yards Lost.....	42/308	60/420
Gross Yards.....	3,331	2,802
Attempts/Completions.....	413/214	457/212
Pct. of Completions.....	51.8	46.4
Had Intercepted.....	14	17
PUNTS/AVERAGE.....	65/39.2	79/42.4
Net Punting Average.....	36.7	38.4
PUNT RET./AVG.....	41/6.3	26/4.2
KICKOFF RET./AVG.....	44/22.9	78/21.8
INT./AVG. RET.....	17/17.8	14/19.6
PENALTIES/YARDS.....	83/824	63/776
FUMBLES/BALL LOST.....	23/10	23/14
TOUCHDOWNS.....	56	29
Rushing.....	24	6
Passing.....	27	17
Returns.....	5	6
EXTRA POINTS/ATTEMPTS.....	56/56	29/29
FIELD GOALS/ATTEMPTS.....	17/31	12/31

PASSING	ATT	COMP	YDS	PCT	AVG	TD	INT	PCT	PCT	LG	SKS/YDS	RATING
Meredith	344	177	2,805	51.5	8.2	24	7.0	12	3.5	95†	37/261	79.9
Rhyme	36	21	253	58.3	7.0	0	0.0	1	2.8	47	4/39	45.0
Morton	27	13	225	48.1	8.3	3	11.1	1	3.7	41	1/8	65.0
Reeves	6	3	48	50.0	8.0	0	0.0	0	0.0	29	0/0	66.7
Cowboys	413	214	3,331	51.8	8.1	27	6.5	14	3.4	95†	42/308	74.8
Opponents	457	212	2,802	46.4	6.1	17	3.7	17	3.7	78	60/420	63.1

RUSHING	ATT	YDS	AVG	LG	TD
Reeves	175	757	4.3	67	8
Perkins	186	726	3.9	24	8
Meredith	38	242	6.4	22	5
Shy	17	118	6.9	68	1
Garrison	16	62	3.9	13	0
Renfro	8	52	6.5	27	1
Morton	7	50	7.1	12	0
Clarke	8	49	6.1	26	0
Rhyme	7	37	5.4	11	0
Villanueva	1	23	23.0	23	0
Smith	7	7	1.0	2	1
Hayes	1	-1	0.0	0	0
Cowboys	471	2,122	4.5	68	24
Opponents	356	1,176	3.3	41	6

RECEIVING	NO	YDS	AVG	LG	TD
Hayes	64	1,232	19.3	95†	13
Reeves	41	557	13.6	51†	8
Gent	27	474	17.6	84	1
Clarke	26	355	13.7	33	4
Perkins	23	231	10.0	39	0
Dial	14	252	18.0	39	1
Norman	12	144	12.0	31	0
Renfro	4	65	16.3	42	0
Garrison	2	18	9.0	17	0
Smith	1	3	3.0	3	0
Cowboys	214	3,331	15.6	95†	27
Opponents	212	2,802	13.2	78†	17

INTERCEPTIONS	NO	YDS	AVG	LG	TD
Green	4	88	22.0	41†	1
Gaechter	3	28	9.3	23	0
Renfro	2	57	28.5	33	0
Logan	2	44	22.0	22	1
Livingston	2	13	6.5	13	0
Jordan	1	49	49.0	49†	1
Edwards	1	12	12.0	12	0
Andrie	1	6	6.0	6†	1
Tubbs	1	6	6.0	6	0
Cowboys	17	303	17.8	49†	3
Opponents	14	274	19.6	58	1

PUNTING	NO	YDS	AVG	TB	IN20	LG	BL	NET
Villanueva	65	2,551	39.2	3	14	58	1	36.7
Cowboys	65	2,551	39.2	3	14	58	1	36.7
Opp.	79	3,349	42.4	3	21	67	0	38.4

PUNT RETURNS	NO	FC	YDS	AVG	LG	TD
Renfro	21	6	123	5.9	38	0
Hayes	17	4	106	6.2	18	0
Howley	1	0	30	30.0	30	0
Reeves	2	2	-1	-0.5	14	0
Cowboys	41	12	258	6.3	38	0
Opponents	26	26	108	4.3	67	1

KICKOFF RETURNS	NO	YDS	AVG	LG	TD
Renfro	19	487	25.6	87†	1
Garrison	20	445	22.0	35	0
Reeves	3	56	18.7	21	0
Neely	2	18	9.0	13	0
Cowboys	44	1,006	22.8	87†	1
Opponents	78	1,699	21.8	93†	3

SCORE BY QUARTERS	1	2	3	4	OT	T
Cowboys	78	128	101	138	0	445
Opponents	50	79	62	48	0	239

FIELD GOALS	7-19	20-29	30-39	40-49	50-60
Villanueva	9-9	1-8	5-6	1-8	0-0
Cowboys	9-9	1-8	5-6	1-8	0-0
Opponents	1-2	5-6	4-12	2-9	0-2

Villanueva: (12), (42M), (22), (45M), (17, 47M, 33M), (49M), (49M, 12), (21, 28M, 14, 42), (20), (34M, 38M, 27, 37), (11, 31, 12, 13), (31M), (42, 26), (45M, 29M, 37M), (0), (0), (36M, 27, 36M), (39, 30, 47, 39M), (0), (31, 49M), (35, 33, 11), (0), (28M, 31M, 20B), (25, 50M, 34M, 40M), (44M, 47M, 42, 29), (12B, 39M, 47M)
Opponents: (47M), (23, 50M, 45M, 33M), (0), (0), (36M, 27, 36M), (39, 30, 47, 39M), (0), (31, 49M), (35, 33, 11), (0), (28M, 31M, 20B), (25, 50M, 34M, 40M), (44M, 47M, 42, 29), (12B, 39M, 47M)

SCORING	TDR	TDP	TDR1	FG	PAT	S	TP
Villanueva	0	0	0	17/31	56/56	0	107
Reeves	8	8	0	0/0	0/0	0	96
Hayes	0	13	0	0/0	0/0	0	78
Perkins	8	0	0	0/0	0/0	0	48
Meredith	5	0	0	0/0	0/0	0	30
Clarke	0	4	0	0/0	0/0	0	24
Andrie	0	0	1a	0/0	0/0	0	6
Dial	0	1	0	0/0	0/0	0	6
Garrison	1	0	0	0/0	0/0	0	6
Gent	0	1	0	0/0	0/0	0	6
Green	0	0	1b	0/0	0/0	0	6
Howley	0	0	1c	0/0	0/0	0	6
Jordan	0	0	1d	0/0	0/0	0	6
Renfro	0	0	1e	0/0	0/0	0	6
Shy	1	0	0	0/0	0/0	0	6
Smith	1	0	0	0/0	0/0	0	6
Cowboys	24	27	5	17/31	56/56	1	445
Opponents	6	17	6*	12/31	29/29	0	239

- a 6 interception return vs. N.Y. Giants (12/18)
- b 41 interception return vs. N.Y. Giants (9/18)
- c 97 fumble return vs. Atlanta (10/2)
- d 49 interception return vs. Pittsburgh (10/30)
- e 87 kickoff return vs. Pittsburgh (10/30)
- + Townes tackle in end zone vs. Atlanta (10/2)

- * Woodson 56 int. return vs. Pittsburgh (10/30)
- Butler 93 kickoff return vs. Pittsburgh (10/30)
- Brown 93 kickoff return vs. Philadelphia (11/6)
- Brown 90 kickoff return vs. Philadelphia (11/6)
- Martin 40 punt return vs. Philadelphia (11/6)
- Roger block punt rec. in end zone vs. Washington (12/11)

USUAL STARTERS

WR	Bob Hayes	LE	Willie Townes (8)
LT	Jim Boeke (10)	RT	Larry Stephens (6)
	Tony Liscio (4)	LT	Jim Colvin
LG	Tony Liscio (10)	RE	Bob Lilly
	John Niland (4)	RT	George Andrie
C	Dave Manders	LLB	Chuck Howley
RG	Leon Donohue	MLB	Lee Roy Jordan
RT	Ralph Neely	RLB	Dave Edwards
TE	Pettis Norman	LCB	Cornell Green
WR	Pete Golt (10)	RCB	Warren Livingston
	Buddy Dial (3)	SS	Mike Gaechter
QB	Don Meredith	FS	Mel Renfro (8)
RB	Dan Reeves		Obert Logan (6)
FB	Don Perkins		
		P	Danny Villanueva
K	Danny Villanueva		

Pro Bowlers in Bold

1967 ★ DALLAS COWBOYS STATISTICS ★ 1967

STAFF

PLAYERS

2019 SEASON

RECORDS

PLAYOFF RECORDS

1967 STATISTICS

SIDELINES

FIRST PLACE, CAPITOL DIVISION HEAD COACH: TOM LANDRY

PRESEASON (2-3)				Att.
Date	W/L	Score	Opponent	
8/12	L	6-20	@ LA Rams	57,595
8/20	W	30-24	@ San Francisco	31,212
8/28	L	3-20	GREEN BAY	78,087
9/2	W	30-17	@ Houston	53,125
9/9	L	7-33	BALTIMORE	58,492
REGULAR SEASON (9-5)				Att.
9/17	W	21-14	@ Cleveland	81,039
9/24	W	38-24	N.Y. GIANTS	66,209
10/1	L	13-35	L.A. RAMS	75,229
10/8	W	17-14	@ Washington	50,566
10/15	W	14-10	NEW ORLEANS	64,128
10/22	W	24-21	@ Pittsburgh	39,641
10/29	L	14-21	@ Philadelphia	60,740
11/5	W	37-7	ATLANTA	54,751
11/12	W	27-10	@ New Orleans	83,437
11/19	L	20-27	WASHINGTON	75,538
11/23	W	46-21	ST. LOUIS	68,787
12/3	L	17-23	@ Baltimore	60,238
12/10	W	38-17	PHILADELPHIA	55,834
12/16	L	16-24	@ San Francisco	27,182
1967 EASTERN CHAMPIONSHIP GAME				
12/24	W	52-14	CLEVELAND	70,786
NFL CHAMPIONSHIP GAME				
12/31	L	17-21	@ Green Bay	50,861

TEAM STATISTICS		DALLAS	OPP
FIRST DOWNS	261	236
Rushing	109	64
Passing	141	145
Penalty	11	27
Third Down-Made/Att.	79/200	80/195
Third Down Efficiency	39.5	41.0
Fourth Down-Made/Att.	8/15	5/13
TOTAL NET YARDS	4,699	3,874
Avg. Per Game	335.6	276.7
Total Plays	936	866
Avg. Per Play	5.0	4.5
NET YARDS RUSHING	1,900	1,094
Avg. Per Game	135.7	78.9
Total Rushes	477	331
Avg. Per Rush	4.0	3.2
NET YARDS PASSING	2,799	2,780
Sacked/Yards Lost	42/294	45/377
Gross Yards	3,093	3,167
Attempts/Completions	417/210	482/260
Pct. of Completions	50.4	53.9
Had Intercepted	28	29
PUNTS/AVERAGE	67/40.4	72/42.5
Net Punting Average	35.2	36.1
PUNT RET./AVG.	33/9.7	38/7.0
KICKOFF RET./AVG.	48/21.1	59/22.9
INT./AVG. RET.	29/11.4	28/12.6
PENALTIES/YARDS	81/785	64/707
FUMBLES/BALL LOST	25/13	28/18
TOUCHDOWNS	45	35
Rushing	13	11
Passing	28	21
Returns	4	3
EXTRA POINTS/ATTEMPTS	41/44	34/35
FIELD GOALS/ATTEMPTS	9/23	8/23

RUSHING	ATT	YDS	AVG	LG	TD
Perkins	201	823	4.1	30	6
Reeves	173	603	3.5	32	5
Garrison	24	146	6.1	26	0
Norman	9	91	10.1	28	0
Meredith	28	84	3.0	16	0
Clarke	4	72	18.0	56	1
Shy	17	59	3.5	13	0
Morton	15	-42	-2.8	11	0
Baynham	3	6	2.0	3	1
Rhime	2	-11	-5.5	-2	0
Villanueva	1	-15	-15.0	-15	0
Cowboys	477	1,900	4.0	56	13
Opponents	339	1,094	3.2	46	11

RECEIVING	NO	YDS	AVG	LG	TD
Rentzel	58	996	17.2	74	8
Hayes	49	998	20.4	64	10
Reeves	39	490	12.6	60	6
Norman	20	220	11.0	39	2
Perkins	18	116	6.4	15	0
Clarke	9	119	13.2	23	1
Gent	9	88	9.8	16	1
Shy	3	36	12.0	19	0
Baynham	3	13	4.3	17	0
Garrison	2	17	8.5	14	0
Cowboys	210	3,093	14.7	74	28
Opponents	260	3,167	12.1	67	20

INTERCEPTIONS	NO	YDS	AVG	LG	TD
Green	7	52	7.4	28	0
Renfro	7	38	5.4	30	0
Johnson	5	88	17.6	49	0
Jordan	3	85	30.2	40	1
Edwards	3	34	11.3	26	1
Gaechter	2	0	0.0	0	0
Howley	1	28	28.0	28	1
Clark	1	6	6.0	6	0
Cowboys	29	331	11.4	49	3
Opponents	28	353	12.6	67	2

PUNTING	NO	YDS	AVG	TB	IN20	LG	BL	NET
Villanueva	67	2,707	40.4	4	9	57	0	35.2
Cowboys	67	2,707	40.4	4	9	57	0	35.2
Opp.	72	3,058	42.5	7	19	68	1	36.1

PUNT RETURNS	NO	FC	YDS	AVG	LG	TD
Hayes	24	6	276	11.5	69	1
Rentzel	6	6	45	7.5	21	0
Renfro	3	4	-1	-0.3	7	0
Cowboys	33	16	320	9.7	69	1
Opponents	38	15	266	7.0	41	0

KICKOFF RETURNS	NO	YDS	AVG	LG	TD
Garrison	20	366	18.3	36	0
Baynham	12	331	27.6	37	0
Renfro	5	112	22.4	30	0
Shy	5	96	19.2	35	0
Stokes	4	92	23.0	35	0
Hayes	1	17	17.0	17	0
East	1	0	0.0	0	0
Cowboys	48	1,014	21.1	37	0
Opponents	59	1,350	22.9	54	0

SCORE BY QUARTERS	1	2	3	4	OT	T
Cowboys	69	105	86	82	0	342
Opponents	55	80	57	76	0	268

FIELD GOALS	7-19	20-29	30-39	40-49	50+
Villanueva	2-5	5-5	1-1	0-7	0-1
Deters	1-1	0-0	0-1	0-2	0-0
Cowboys	3-6	5-5	1-2	0-9	0-1
Opponents	1-1	3-7	2-5	1-8	1-2

Deters: (37M),(12),(43M,40M),(0),(0),(0),(0),(0),(0),(0),(0),(0),(0)
 Villanueva: (0),(0),(0),(40M,27),(49M,13M), (51M, 45M,34),(9B),(0),(45M,49M,21,12), (40M),(22),(17),(22,19M), (25,49B)
 Opponents: (27M,37M),(38,44M),(45M,33M), (26M),(45M,47,48M),(0),(37B),(27M), (48B,26M,11),(0),(42M),(29,53,27), (25),(49M,50B,37)

SCORING	TDR	TDP	TDR1	FG	PAT	S	TP
Hayes	0	10	1a	0/0	0/0	0	66
Reeves	5	6	0	0/0	0/0	0	66
Villanueva	0	0	0	8/19	32/34	0	56
Rentzel	0	8	0	0/0	0/0	0	48
Perkins	6	0	0	0/0	0/0	0	36
Clarke	1	1	0	0/0	0/0	0	12
Deters	0	0	0	1/4	9/10	0	12
Norman	0	2	0	0/0	0/0	0	12
Edwards	0	0	1b	0/0	0/0	0	6
Baynham	1	0	0	0/0	0/0	0	6
Gent	0	1	0	0/0	0/0	0	6
Howley	0	0	1c	0/0	0/0	0	6
Jordan	0	0	1d	0/0	0/0	1	8
Cowboys	13	28	4	9/23	41/44	2	342
Opponents	11	20	3*	8/23	34/35	0	268

- a 69 punt return vs. St. Louis (11/23)
- b 26 interception return vs. Baltimore (12/3)
- c 28 interception return vs. Cleveland (9/17)
- d 33 interception return vs. Atlanta (11/5)
- + Pugh tackled Johnson in end zone vs. Atlanta (11/5)
- Jordan tackled Roland in end zone vs. St. Louis (11/23)
- * Meador 30 interception return vs. Los Angeles (10/1)
- Whitsell 26 interception return vs. New Orleans (10/15)
- Scarpati 67 interception return vs. Philadelphia (12/10)

USUAL STARTERS

WR	Bob Hayes	LE	Willie Townes
LT	Tony Liscio	LT	Jethro Pugh
LG	John Niland	RT	Bob Lilly
C	Mike Connelly	RE	George Andrie
RG	Leon Donohue	LLB	Chuck Howley
TE	Ralph Neely	MLB	Lee Roy Jordan
RT	Pettis Norman	RLB	Dave Edwards
WR	Lance Rentzel	LCB	Cornell Green
QB	Don Meredith (11)	RCB	Mike Johnson (7)
	Craig Morton (3)		Mel Renfro (6)
RB	Dan Reeves	SS	Mike Gaechter
FB	Don Perkins	FS	Mel Renfro (8)
			Phil Clark (4)

K Danny Villanueva (11)
 Harold Deters (3)
 P Danny Villanueva
Pro Bowlers in Bold

	PASSING	AVG			PCT			LG	SKS/YDS	RATING		
		ATT	COMP	YDS	PCT	ATT	INT					
Meredith	255	128	1,834	50.2	7.2	16	6.3	16	6.3	60	21/143	68.6
Morton	137	69	987	50.4	7.2	10	7.3	10	7.3	64	17/125	67.8
Rhime	18	9	86	50.0	4.8	0	0.0	1	5.5	19	4/26	40.3
Reeves	7	4	195	57.1	27.9	2	28.6	1	14.3	41	0/0	101.8
Cowboys	417	210	3,093	50.4	7.4	28	6.7	28	6.7	64	42/294	69.4
Opponents	482	260	3,167	53.9	6.6	21	4.4	29	6.0	67	45/377	63.9

1968 ★ DALLAS COWBOYS STATISTICS ★ 1968

FIRST PLACE, CAPITOL DIVISION
HEAD COACH: TOM LANDRY

PRESEASON (3-3)				
Date	W/L	Score	Opponent	Att.
8/3	L	24-30	Chicago @ Canton	14,578
8/11	W	16-14	@ San Francisco	27,530
8/17	W	42-10	@ LA Rams	64,978
8/24	L	27-31	GREEN BAY	72,014
8/31	W	33-19	@ Houston	52,289
9/7	L	10-16	BALTIMORE	69,520

REGULAR SEASON (12-2)

9/15	W	59-13	DETROIT	61,382
9/22	W	28-7	CLEVELAND	68,733
9/29	W	45-13	@ Philadelphia	60,858
10/6	W	27-10	@ St. Louis	48,296
10/13	W	34-14	PHILADELPHIA	72,083
10/20	W	20-7	@ Minnesota	47,644
10/28	L	17-28	GREEN BAY	74,604
11/3	W	17-3	@ New Orleans	84,728
11/10	L	21-27	N.Y. GIANTS	72,163
11/17	W	44-24	@ Washington	50,816
11/24	W	34-3	@ Chicago	46,667
11/28	W	29-20	WASHINGTON	66,076
12/8	W	28-7	PITTSBURGH	55,069
12/15	W	28-10	@ N.Y. Giants	62,617

1968 EASTERN CHAMPIONSHIP GAME

12/21	L	20-31	@ Cleveland	81,497
-------	---	-------	-------------	--------

PLAYOFF BOWL GAME

(MIAMI)

1/5/69	W	17-13	Minnesota	22,961
--------	---	-------	-----------	--------

TEAM STATISTICS	DALLAS	OPP
FIRST DOWNS.....	297	202
Rushing.....	135	61
Passing.....	143	123
Penalty.....	19	18
Third Down-Made/Att.....	87/188	66/193
Third Down Efficiency.....	46.3	34.2
Fourth Down-Made/Att.....	6/6	6/19
TOTAL NET YARDS.....	5,117	3,633
Avg. Per Game.....	365.5	259.5
Total Plays.....	913	863
Avg. Per Play.....	5.6	4.2
NET YARDS RUSHING.....	2,091	1,195
Avg. Per Game.....	149.4	85.4
Total Rushes.....	480	369
Avg. Per Rush.....	4.4	3.2
NET YARDS PASSING.....	3,026	2,438
Sacked/Yards Lost.....	34/269	51/400
Gross Yards.....	3,295	2,838
Attempts/Completions.....	399/217	428/220
Pct. of Completions.....	54.4	51.4
Had Intercepted.....	18	26
PUNTS/AVERAGE.....	59/40.9	77/40.4
Net Punting Average.....	36.4	33.7
PUNT RET./AVG.....	30/13.5	25/5.1
KICKOFF RET./AVG.....	39/21.6	68/19.5
INT./AVG. RET.....	26/10.6	18/20.5
PENALTIES/YARDS.....	77/751	54/657
FUMBLE/BALL LOST.....	21/15	21/15
TOUCHDOWNS.....	54	23
Rushing.....	22	2
Passing.....	25	20
Returns.....	7	1
EXTRA POINTS/ATTEMPTS.....	54/54	21/23
FIELD GOALS/ATTEMPTS.....	17/29	9/22

PASSING	ATT	COMP	YDS	PCT	AVG	TD	PCT	PCT	LG	SKS/YDS	RATING	
Meredith	309	171	2,500	55.3	8.1	21	6.8	12	3.9	65t	30/180	88.3
Morton	85	44	752	51.8	8.9	4	4.7	6	7.1	53	4/39	68.2
Reeves	4	2	43	50.0	10.8	0	0.0	0	0.0	24	0/0	101.8
Baynham	1	0	0	0.0	0.0	0	0.0	0	0.0	0	0/0	39.6
Cowboys	399	217	3,295	54.4	8.3	25	6.3	18	4.5	65t	34/269	84.1
Opponents	428	220	2,838	51.4	6.6	20	4.7	26	6.1	80t	51/400	63.9

RUSHING	ATT	YDS	AVG	LG	TD
Perkins	191	836	4.4	28t	4
Baynham	103	438	4.3	22t	5
Garrison	45	271	5.9	22	5
Shy	64	179	2.8	17t	1
Reeves	40	178	4.5	25	4
Meredith	22	123	5.6	16	1
Norman	4	51	12.8	26	0
Morton	4	28	7.0	12	2
Hayes	4	2	0.5	0	0
Gen	2	-5	-2.5	-5	0
Cowboys	480	2,071	4.4	28t	22
Opponents	369	1,195	3.2	27	2

RECEIVING	NO	YDS	AVG	LG	TD
Rentzel	54	1,009	18.7	65t	6
Hayes	53	909	17.2	54t	10
Baynham	29	380	13.1	40	3
Norman	18	204	11.3	34	1
Perkins	17	180	11.1	24	2
Gen	16	194	12.1	22	0
Shy	10	105	10.5	41	0
Garrison	7	111	15.9	53	0
Reeves	7	84	12.0	21	1
Homan	4	92	23.0	36t	1
Wright	1	15	15.0	15t	1
Randle	1	12	12.0	12	0
Cowboys	217	3,296	15.2	65t	25
Opponents	220	2,838	12.9	80t	20

INTERCEPTIONS	NO	YDS	AVG	LG	TD
Howley	6	115	19.2	58	1
Green	4	73	18.3	55t	1
Gaechter	3	23	7.6	17	0
Jordan	3	17	5.7	7	0
Johnson	3	3	1.0	3	0
Renfro	3	5	1.7	5	0
Daniels	2	25	12.5	17	0
Simmons	1	8	8.0	8	0
Cole	1	5	5.0	5	1
Cowboys	26	275	10.6	58	3
Opponents	18	335	20.5	89	1

PUNTING	NO	YDS	AVG	TB	INTG	LG	BL	NET
Widby	59	2,415	40.9	7	17	84	0	36.4
Cowboys	59	2,415	40.9	7	17	84	0	36.4
Opp.	77	3,119	40.4	6	22	57	0	33.7

PUNT RETURNS	NO	FC	YDS	AVG	LG	TD
Hayes	15	9	312	20.8	90t	2
Rentzel	14	12	93	6.6	27	0
Homan	1	0	0	0.0	0	0
Gaechter	0	1	0	0.0	0	0
Cowboys	30	23	405	13.5	90t	2
Opponents	25	16	128	5.1	48	0

KICKOFF RETURNS	NO	YDS	AVG	LG	TD
Baynham	23	590	25.7	40	0
Daniels	9	193	21.5	32	0
Neely	3	17	5.6	9	0
Homan	2	21	10.5	21	0
Hayes	1	20	20.0	20	0
Norman	1	0	0.0	0	0
Cowboys	39	843	21.6	40	0
Opponents	68	1,326	19.5	53	0

SCORE BY QUARTERS	1	2	3	4	OT	T
Cowboys	72	133	85	141	0	431
Opponents	19	68	59	40	0	186

FIELD GOALS	7-19	20-29	30-39	40-49	50-53
Clark	6-6	7-8	1-6	2-6	1-3
Cowboys	6-6	7-8	1-6	2-6	1-3
Opponents	3-3	3-3	3-11	0-4	0-1

Clark: (52M, 16,46M), (33M), (26), (14,50), (35M, 26.21), (12, 21.53M), (16, 47M), (20), (1), (45, 34, 13), (34M, 21, 29M, 31M, 38M, 49, 47M), (18, 25), (48M), (1)

Opponents: (48M, 36B), (23, 13), (32, 35M), (47M), (31B, 45B), (37M), (57M, 37M, 38), (25, 10), (37), (21, 34M), (1), (45M), (12, 32M, 32B)

SCORING	TDR	TDP	TDR1	FG	PAT	S	TP
M. Clark	0	0	0	17/29	54/54	0	105
Hayes	0	10	2a	0/0	0/0	0	72
Baynham	5	3	0	0/0	0/0	0	48
Perkins	4	2	0	0/0	0/0	0	36
Rentzel	0	6	0	0/0	0/0	0	36
Garrison	5	0	0	0/0	0/0	0	30
Reeves	4	1	0	0/0	0/0	0	30
Cole	0	0	2b	0/0	0/0	0	12
Morton	2	0	0	0/0	0/0	0	12
Green	0	0	1c	0/0	0/0	0	6
Homan	0	1	0	0/0	0/0	0	6
Howley	0	0	1d	0/0	0/0	0	6
Meredith	1	0	0	0/0	0/0	0	6
Shy	1	0	0	0/0	0/0	0	6
Townes	0	0	1e	0/0	0/0	0	6
Norman	0	1	0	0/0	0/0	0	2
Wright	0	1	0	0/0	0/0	0	6
Pugh	0	0	0	0/0	0/0	1	2
Cowboys	22	25	7	17/29	54/54	1.431	431
Opponents	2	20	1*	9/22	21/23	0	186

- a 90 punt return vs. Pittsburgh (12/8)
 b 63 punt return vs. N.Y. Giants (12/15)
 c 21 fumble return vs. Washington (11/17)
 d 5 interception return vs. Washington (11/28)
 e 5 interception return vs. Minnesota (10/20)
 f 35 interception return vs. Detroit (9/15)
 g 20 fumble return vs. Cleveland (9/22)
 h Pugh forced fum. in end zone vs. Washington (11/28)

* Hanburger 30 int. return vs. Washington (11/17)

USUAL STARTERS

WR	Bob Hayes	LE	Larry Cole (10)
LT	Tony Liscio	LT	Willie Townes (4)
LG	John Niland	RT	Jerry Pugh
C	Malcolm Walker	RE	Bob Lilly
RG	John Wilbur	RT	George Andrie
RE	Ralph Neely	MLB	Chuck Howley
TE	Pettis Norman	MLB	Lee Roy Jordan
WR	Lance Rentzel	RLB	Dave Edwards
QB	Don Meredith	LCB	Cornell Green
RB	Craig Baynham (8)	RCB	Mike Johnson
	Dan Reeves (4)	SS	Mike Gaechter
FB	Don Perkins	FS	Mel Renfro (8)
			Dick Daniels (8)
K	Mike Clark		
P	Ron Widby		Pro Bowlers in Bold

1969 ★ DALLAS COWBOYS STATISTICS ★ 1969

STAFF PLAYERS 2019 SEASON RECORDS PLAYOFF RECORDS 1969 STATISTICS SIDELINES

FIRST PLACE, CAPITOL DIVISION HEAD COACH: TOM LANDRY

PRESEASON (4-2)			
Date	W/L	Score	Opponent
8/8	L	17-24	@ LA Rams
8/17	W	20-17	@ San Francisco
8/23	W	31-13	GREEN BAY
8/28	W	14-11	@ Houston
9/6	W	25-9	N.Y. JETS
9/14	L	7-23	BALTIMORE

REGULAR SEASON (11-2-1)			
Date	W/L	Score	Opponent
9/21	W	24-3	ST. LOUIS
9/28	W	21-17	@ New Orleans
10/5	W	38-7	@ Philadelphia
10/12	W	24-17	@ Atlanta
10/19	W	49-14	PHILADELPHIA
10/27	W	25-3	N.Y. GIANTS
11/2	L	10-42	@ Cleveland
11/9	W	33-17	NEW ORLEANS
11/16	W	41-28	@ Washington
11/23	L	23-24	@ Los Angeles
11/27	L	24-24	SAN FRANCISCO
12/7	W	10-7	@ Pittsburgh
12/13	W	27-10	BALTIMORE
12/21	W	20-10	WASHINGTON

1969 EASTERN CHAMPIONSHIP GAME			
12/28	L	14-38	CLEVELAND

PLAYOFF BOWL GAME (MIAMI)			
1/3/70	L	0-31	LA Rams

TEAM STATISTICS				DALLAS	OPP
FIRST DOWNS	275	203	
Rushing	133	52	
Passing	125	141	
Penalty	17	10	
Third Down-Made/Att.	82/197	64/191	
Third Down Efficiency	41.6	33.5	
Fourth Down-Made/Att.	2/6	3/8	
TOTAL NET YARDS	5,122	3,707	
Avg. Per Game	365.9	264.8	
Total Plays	931	826	
Avg. Per Play	5.5	4.5	
NET YARDS RUSHING	2,276	1,050	
Avg. Per Game	162.6	75.0	
Total Rushes	532	313	
Avg. Per Rush	4.3	3.4	
NET YARDS PASSING	2,846	2,657	
Sacked/Yards Lost	44/366	55/452	
Gross Yards	3,212	3,109	
Attempts/Completions	355/189	458/235	
Pct. of Completions	53.2	51.3	
Had Intercepted	18	24	
PUNTS/AVERAGE	63/43.3	82/42.2	
Net Punting Average	37.2	37.7	
PUNT RET./AVG.	38/7.2	43/7.1	
KICKOFF RET./AVG.	36/19.9	64/19.4	
INT./AVG. RET.	24/14.1	18/9.3	
PENALTIES/YARDS	81/840	58/680	
FUMBLES/BALL LOST	28/12	23/11	
TOUCHDOWNS	44	28	
Rushing	17	3	
Passing	24	23	
Returns	3	2	
EXTRA POINTS/ATTEMPTS	43/44	28/28	
FIELD GOALS/ATTEMPTS	20/36	9/25	

PASSING	ATT	COMP	YDS	PCT	AVG		PCT		LG	SKS/YDS	RATING	
					ATT	TD	TD	INT				
Morton	302	162	2,619	53.6	8.7	21	7.0	15	5.0	67	30/246	85.4
Staubach	47	23	421	49.0	9.0	1	2.1	2	4.3	75t	12/106	69.5
Hill	3	3	137	100.0	45.7	2	66.7	0	0.0	53	0/0	158.3
Reeves	3	1	35	33.3	11.7	0	0.0	1	33.3	35	2/14	38.9
Cowboys	355	189	3,212	53.2	9.1	24	6.3	18	7.1	75t	44/366	85.6
Opponents	458	235	3,109	51.3	6.8	23	5.0	24	5.2	88t	55/452	68.0

RUSHING						
	ATT	YDS	AVG	LG	TD	
Hill	204	942	4.6	55	8	
Garrison	176	818	4.6	21	2	
Reeves	59	173	2.9	12	4	
Shy	42	154	3.7	23	1	
Morton	16	62	4.0	15	1	
Staubach	15	60	4.0	19	1	
Welch	6	21	3.5	6	0	
Norman	5	20	4.0	21	0	
Hayes	4	17	4.3	6	0	
Rentzel	2	11	5.5	14	0	
Baynham	3	-2	-0.6	2	0	
Cowboys	532	2,276	4.3	55	17	
Opponents	313	1,050	3.4	25	3	

RECEIVING						
	NO	YDS	AVG	LG	TD	
Rentzel	43	960	22.3	75t	12	
Hayes	40	746	18.7	67t	4	
Hill	20	232	11.6	28	0	
Reeves	18	187	10.4	29	1	
Diika	17	369	21.7	51	3	
Norman	13	238	18.3	31	3	
Garrison	13	131	10.1	25	0	
Horman	12	240	20.0	66	0	
Shy	8	124	15.5	49t	1	
Conrad	4	74	18.5	34	0	
Wright	1	12	12.0	12	0	
Cowboys	189	3,212	17.0	75t	24	
Opponents	235	3,109	13.2	88t	23	

INTERCEPTIONS						
	NO	YDS	AVG	LG	TD	
Renfro	10	118	11.8	41	0	
Gaechter	3	72	24.0	37	0	
Jordan	2	38	19.0	38	0	
Howley	2	37	18.5	28	0	
P. Clark	2	2	1.0	2	0	
Green	2	0	0.0	0	0	
Cole	1	41	41.0	41t	1	
Brown	1	31	31.0	31	0	
Edwards	1	0	0.0	0	0	
Cowboys	24	339	14.1	41t	1	
Opponents	18	167	9.3	56t	1	

PUNTING						
	NO	YDS	AVG	TB	IN20	LG BL NET
Widby	63	2,729	43.3	4	9	62 0 37.2
Cowboys	63	2,729	43.3	4	9	62 0 37.2
Opp.	82	3,463	42.2	5	21	81 0 37.7

PUNT RETURNS						
	NO	FC	YDS	AVG	LG	TD
Hayes	18	5	179	9.9	50	0
Renfro	15	7	80	5.3	34	0
Rentzel	4	3	14	3.5	11	0
Johnson	1	0	0	0.0	0	0
Cowboys	38	15	273	7.2	50	0
Opponents	43	7	305	7.1	28	0

KICKOFF RETURNS						
	NO	YDS	AVG	LG	TD	
Flowers	11	238	20.8	30	0	
Baynham	7	114	16.3	29	0	
Welch	5	112	22.4	35	0	
Hill	4	125	31.3	46	0	
Hayes	3	80	26.7	46	0	
Shy	3	47	15.6	26	0	
Green	2	0	0.0	0	0	
Garrison	1	2	2.0	2	0	
Cowboys	36	718	19.9	46	0	
Opponents	64	1,242	19.4	60	0	

SCORE BY QUARTERS										
	1	2	3	4	OT	T				
Cowboys	102	106	54	107	0	369				
Opponents	62	64	48	49	0	223				

FIELD GOALS										
	7-19	20-29	30-39	40-49	50+					
Clark, M.	7-8	6-7	4-7	3-11	0-3					
Cowboys	7-8	6-7	4-7	3-11	0-3					
Opponents	1-1	3-5	4-5	1-12	0-2					

Clark: (23M,30), (47M), (14,47M), (47,32M), (17M,33M), (41M,42M,47,35,15), (14,50M), (21,21,46M,40M), (36,14,50M), (18,22,43), (47M,24,37M), (32), (15,27,46M), (12,24,54M)

Opponents: (42M,46M,20,27M), (56M,32M,43), (42B), (34), (48M), (23,50B), (45M,46M), (37,44M), (48B), (36), (48B,21), (24,43M), (34,27B,42M)

SCORING										
	TDR	TDP	TDR1	FG	PAT	S	TP			
M. Clark	0	0	0	20/36	43/44	0	103			
Rentzel	0	12	1a	0/0	0/0	0	78			
Hill	8	0	0	0/0	0/0	0	48			
Reeves	4	1	0	0/0	0/0	0	30			
Hayes	0	4	0	0/0	0/0	0	24			
Diika	0	3	0	0/0	0/0	0	18			
Norman	0	3	0	0/0	0/0	0	18			
Garrison	2	0	0	0/0	0/0	0	12			
Shy	1	1	0	0/0	0/0	0	12			
Cole	0	0	1c	0/0	0/0	0	6			
Lilly	0	0	1b	0/0	0/0	0	6			
Morton	1	0	0	0/0	0/0	0	6			
Staubach	1	0	0	0/0	0/0	0	6			
Andrie	0	0	0	0/0	0/0	1+2	2			
Cowboys	17	24	3	20/36	43/44	1	369			
Opponents	3	23	2*	9/25	28/28	0	223			

a 0 fumble return @ Philadelphia (10/5)
 b 9 fumble return vs. Philadelphia (10/19)
 c 4 interception return @ Washington (11/16)
 + tackled Tarkenton in end zone vs. N.Y. Giants (10/27)

* Bradley 56 int. return vs. Philadelphia (10/19)
 Hanburger 19 fumble return vs. Washington (12/21)

USUAL STATISTICS					
WR	Bob Hayes (10)	LE	Larry Cole	TE	Pettis Norman (10)
	Dennis Homan (4)	LT	Jethro Pugh (11)	RB	Phil Clark
LG	Tony Liscio	RT	Ron East (3)	SS	Mike Gaechter
LT	John Niland	RE	Bob Lilly	FS	Mel Renfro
C	Malcolm Walker	LLB	George Andrie		
RG	John Wilbur	MLB	Dave Edwards		
RT	Ralph Neely (11)	RLB	Lee Roy Jordan		
	Ryfield Wright (3)	RCB	Chuck Howard		
TE	Pettis Norman (10)	LCB	Cornell Green		
	Mike Diika (4)	RCB	Phil Clark		
WR	Lance Rentzel	SS	Mike Gaechter		
DB	Craig Morton	FS	Mel Renfro		
CB	Calvin Hill				
FB	Walt Garrison	P	Ron Widby,		

K Mike Clark *Pro Bowlers in Bold*

1970 ★ DALLAS COWBOYS STATISTICS ★ 1970

FIRST PLACE, NFC EAST
HEAD COACH: TOM LANDRY

PRESEASON (1-5)				
Date	W/L	Score	Opponent	Att.
8/8	W	20-10	@ San Diego	39,392
8/15	L	10-17	@ LA Rams	64,646
8/22	L	34-35	GREEN BAY	72,389
8/29	L	21-37	@ Houston	46,548
9/5	L	0-13	KANSAS CITY	69,055
9/13	L	21-29	N.Y. JETS	55,297
REGULAR SEASON (10-4)				
9/20	W	17-7	@ Philadelphia	59,728
9/27	W	28-10	N.Y. GIANTS	57,239
10/4	L	7-20	@ St. Louis	50,780
10/11	W	13-0	ATLANTA	53,611
10/18	L	13-54	@ Minnesota	47,900
10/25	W	21-17	@ Kansas City	51,158
11/1	W	27-16	PHILADELPHIA	55,736
11/8	L	20-23	@ N.Y. Giants	62,928
11/16	L	0-38	ST. LOUIS	69,323
11/22	W	45-21	@ Washington	50,415
11/26	W	16-3	GREEN BAY	67,182
12/6	W	34-0	WASHINGTON	57,936
12/12	W	6-2	@ Cleveland	75,458
12/20	W	52-10	HOUSTON	50,504

1970 DIVISIONAL PLAYOFF

12/26	W	5-0	DETROIT	73,167
-------	---	-----	---------	--------

1970 NFC CHAMPIONSHIP GAME

1/3/71	W	17-10	@ San Francisco	59,625
--------	---	-------	-----------------	--------

SUPER BOWL V
(MIAMI)

1/17/71	L	13-16	Baltimore	80,055
---------	---	-------	-----------	--------

TEAM STATISTICS	DALLAS	OPP
FIRST DOWNS	229	205
Rushing	119	87
Passing	95	105
Penalty	15	13
Third Down-Made/Att.	63/186	74/202
Third Down Efficiency	33.9	36.6
Fourth Down-Made/Att.	6/15	6/15
TOTAL NET YARDS	4,449	3,569
Avg. Per Game	317.8	254.9
Total Plays	858	855
Avg. Per Play	5.2	4.2
NET YARDS RUSHING	2,300	1,656
Avg. Per Game	164.3	118.3
Total Rushes	522	415
Avg. Per Rush	4.4	4.0
NET YARDS PASSING	2,149	1,913
Sacked/Yards Lost	39/296	41/313
Gross Yards	2,445	2,226
Attempts/Completions	297/149	399/193
Pct. of Completions	50.2	48.4
Had Intercepted	16	24
PUNTS/AVERAGE	69/41.3	74/41.1
Net Punting Average	35.4	36.3
PUNT RET./AVG.	32/7.4	38/7.4
KICKOFF RET./AVG.	37/24.0	60/19.0
INT./AVG. RET.	24/12.8	16/16.2
PENALTIES/YARDS	87/934	70/732
FUMBLES/BALL LOST	29/12	25/14
TOUCHDOWNS	35	24
Rushing	16	10
Passing	18	10
Returns	1	4
EXTRA POINTS/ATTEMPTS	35/35	24/24
FIELD GOALS/ATTEMPTS	18/27	17/26

RUSHING	ATT	YDS	AVG	LG	TD
Thomas	151	803	5.3	47	5
Hill	153	577	3.8	20	4
Garrison	126	507	4.0	18	3
Staubach	27	221	8.2	25	0
Reeves	35	84	2.4	8	2
Morton	16	37	2.3	11	0
Hayes	4	34	8.5	13	1
Norman	2	16	8.0	22	0
Welch	5	13	2.6	5	1
Renzel	1	11	11.0	11	0
Homan	2	-3	-1.5	0	0

Cowboys	522	2,300	4.4	47	16
Opponents	415	1,656	4.0	48	10

RECEIVING	NO	YDS	AVG	LG	TD
Hayes	34	889	26.1	89	10
Renzel	28	556	19.9	86	5
Garrison	21	205	9.8	36	2
Hill	13	95	7.3	21	0
Reeves	12	140	11.7	23	0
Thomas	10	73	7.3	17	0
Rucker	9	200	22.2	52	1
Ditka	8	98	12.3	26	0
Homan	7	105	15.0	43	0
Norman	6	70	11.7	23	0
Kiner	1	14	14.0	14	0

Cowboys	149	2,445	16.4	89	18
Opponents	193	2,226	11.5	78	10

INTERCEPTIONS	NO	YDS	AVG	LG	TD
Walters	5	45	9.0	20	0
Renfro	4	3	0.8	3	0
Adderley	3	69	23.0	30	0
Harris	2	66	33.0	60	0
Howley	2	18	9.0	17	0
Edwards	2	2	1.0	2	0
Green	1	59	59.0	59	0
Kiner	1	28	28.0	28	0
Stincic	1	11	11.0	11	0
Jordan	1	6	6.0	6	0
Pugh	1	0	0.0	0	0
Washington	1	0	0.0	0	0

Cowboys	24	307	12.8	60	0
Opponents	16	259	16.2	43	1

PUNTING	NO	YDS	AVG	TB	IN20	LG	BL	NET
Widby	69	2,847	41.3	6	10	59	1	35.4
Cowboys	69	2,847	41.3	6	10	59	1	35.4
Opp.	74	3,045	41.1	6	21	64	1	36.3

PUNT RETURNS	NO	FC	YDS	AVG	LG	TD
Hayes	15	7	116	7.7	34	0
Renfro	13	6	77	5.9	29	0
Adkins	4	2	44	11.0	24	0
Reeves	0	2	0	0.0	0	0
Cowboys	32	17	237	7.4	34	0
Opponents	38	12	281	7.4	47	1

KICKOFF RETURNS	NO	YDS	AVG	LG	TD
Thomas	19	416	21.9	33	0
Adkins	7	149	21.3	27	0
Washington	5	242	48.4	100	1
Kiner	3	50	16.7	18	0
Harris	1	22	22.0	22	0
Walters	1	6	6.0	6	0
Flowers	1	3	3.0	3	0
Cowboys	37	888	24.0	100	1
Opponents	60	1,142	19.0	44	0

PASSING	ATT	COMP	INT	YDS	PCT	PCT	PCT	LG	SKS/YDS	RATING
Morton	207	102	1,819	49.3	8.8	15	7.2	7	3.4	89
Staubach	82	44	542	53.7	6.6	2	2.4	8	9.3	43
Reeves	3	1	14	33.3	4.7	0	0.0	1	33.3	14
Hill	4	1	12	25.0	3.0	0	0.0	0	0.0	12
Renzel	1	1	58	100.0	58.0	1	100.0	0	0.0	58
Cowboys	297	149	2,445	50.2	8.2	18	6.3	16	7.1	89
Opponents	399	193	2,226	48.4	5.6	18	5.0	24	5.2	78

SCORE BY QUARTERS	1	2	3	4	OT	T
Cowboys	36	82	93	88	0	299
Opponents	59	49	55	58	0	221

FIELD GOALS	7-19	20-29	30-39	40-49	50-60
M. Clark	7-8	3-5	6-9	2-5	0-0
Cowboys	7-8	3-5	6-9	2-5	0-0
Opponents	2-2	4-6	7-9	3-5	1-4

Clark: (13),(47M,41M),(19M),(36M,19,10), (19,43),(38,34),(34M),(28,32M,22), (),(42),(21,12,15),(21B,38,47M,15), (29M,39,31),(35)

Opponents: (),(50M,20,27M),(38,35,43M),(36M), (42,31,28,34),(25,32,22),(19), (40,42,55M,54,20M),(53M,31),(,),(19), (47M),(32M),(37M)

SCORING	TDR	TDP	TDR1	FG	PAT	S	TP
M. Clark	0	0	0	18/27	35/35	0	89
Hayes	1	10	0	0/0	0/0	0	66
Garrison	3	2	0	0/0	0/0	0	30
Renzel	0	5	0	0/0	0/0	0	30
Thomas	5	0	0	0/0	0/0	0	30
Hill	4	0	0	0/0	0/0	0	24
Reeves	2	0	0	0/0	0/0	0	12
Rucker	0	1	0	0/0	0/0	0	6
Washington	0	0	1a	0/0	0/0	0	6
Welch	1	0	0	0/0	0/0	0	6
Cowboys	16	18	1	18/27	35/35	0	299
Opponents	10	10	4*	17/26	24/24	1	221

a 100 kickoff return vs. Washington (11/22)

* Sharrockman 34 block punt return vs. Minnesota (10/18)
Sharrockman 34 int. return vs. Minnesota (10/18)
Roland 74 punt return vs. St. Louis (11/16)
Peacock 41 fumble return vs. Houston (12/20)
+ Reynolds tackle in end zone vs. Cleveland (12/12)

USUAL STARTERS

WR	Bob Hayes (9)	LE	Larry Cole (10)
	Dennis Homan (5)		Pat Toomay (3)
LT	Tony Liscio (8)	LT	Jethro Pugh
	Ralph Neely (6)	RT	Bob Lilly
LG	John Niland	RE	George Andrie
C	Dave Manders	LLB	Dave Edwards
RG	Blaine Nye (10)	MLB	Lee Roy Jordan
	Ralph Neely (4)	RLB	Chuck Howley
RT	Rayfield Wright	LCB	Herb Adderley
TE	Pettis Norman	RCB	Mel Renfro
WR	Lance Rentzel	SS	Cornell Green
QB	Craig Morton (11)	FS	Cliff Waters (6)
	Roger Staubach (3)		Charlie Harris (5)
RB	Calvin Hill (9)		Richmond Flowers (3)
	Duane Thomas (4)	P	Ron Widby
FB	Walt Garrison (10)	K	Mike Clark
	Duane Thomas (4)		

Pro Bowlers in Bold

1972 ★ DALLAS COWBOYS STATISTICS ★ 1972

SECOND PLACE, NFC EAST
HEAD COACH: TOM LANDRY

PRESEASON (6-1)

Date	W/L	Score	Opponent	Att.
7/28	W	20-7	Colt. All-Stars @ Chi.	54,162
8/5	W	26-24	HOUSTON	65,405
8/12	W	27-13	@ LA Rams	66,051
8/19	W	30-7	@ New Orleans	81,070
8/26	W	34-27	N.Y. JETS	65,386
9/2	L	10-20	@ Kansas City	79,592
9/9	W	16-10	OAKLAND	62,607

REGULAR SEASON (10-4)

Date	W/L	Score	Opponent	Att.
9/17	W	28-6	PHILADELPHIA	55,850
9/24	W	23-14	@ N.Y. Giants	62,725
10/1	L	13-16	@ Green Bay	47,103
10/8	W	17-13	PITTSBURGH	65,682
10/15	W	21-0	@ Baltimore	58,992
10/22	L	20-24	@ Washington	53,039
10/30	W	28-24	DETROIT	65,378
11/5	W	34-28	@ San Diego	54,476
11/12	W	33-24	ST. LOUIS	65,218
11/19	W	28-7	@ Philadelphia	65,270
11/23	L	10-31	SAN FRANCISCO	65,124
12/3	W	27-6	@ St. Louis	49,797
12/9	W	34-24	WASHINGTON	65,136
12/17	L	3-23	N.Y. Giants	64,602

1972 DIVISIONAL PLAYOFF

12/23	W	30-28	@ San Francisco	61,214
-------	---	-------	-----------------	--------

1972 NFC CHAMPIONSHIP GAME

12/31	L	3-26	@ Washington	53,129
-------	---	------	--------------	--------

TEAM STATISTICS

	DALLAS	OPP
FIRST DOWNS.....	256	217
Rushing.....	118	81
Passing.....	126	113
Penalty.....	12	23
Third Down-Made/Att.....	89/201	78/187
Third Down Efficiency.....	44.3	41.7
Fourth Down-Made/Att.....	5/11	7/15
TOTAL NET YARDS.....	4,466	3,755
Avg. Per Game.....	319.0	268.2
Total Plays.....	897	842
Avg. Per Play.....	5.0	4.5
NET YARDS RUSHING.....	2,124	1,515
Avg. Per Game.....	151.7	108.2
Total Rushes.....	499	428
Avg. Per Rush.....	4.3	3.5
NET YARDS PASSING.....	2,342	2,240
Sacked/Yards Lost.....	31/238	32/268
Gross Yards.....	2,588	2,508
Attempts/Completions.....	367/196	382/187
Pct. of Completions.....	53.4	49.0
Had Intercepted.....	23	16
PLAYS/AVERAGE.....	51/38.2	65/40.6
Net Punting Average.....	36.2	36.3
PUNT RET./AVG.....	28/4.8	15/2.7
KICKOFF RET./AVG.....	50/21.6	52/24.5
INT./AVG. RET.....	16/13.3	23/13.1
PENALTIES/YARDS.....	90/841	59/586
FUMBLES/BALL LOST.....	27/15	40/17
TOUCHDOWNS.....	36	28
Rushing.....	17	7
Passing.....	16	18
Returns.....	3	3
EXTRA POINTS/ATTEMPTS.....	36/36	27/28
FIELD GOALS/ATTEMPTS.....	21/36	15/34

RUSHING	ATT	YDS	AVG	LG	TD
Hill	245	1,036	4.2	26	6
Garrison	167	784	4.7	41	7
Newhouse	28	116	4.1	19	1
Montgomery	35	81	2.3	10	1
Staubach	6	45	7.5	20	0
Morton	8	26	3.3	12	2
Reeves	3	14	4.7	14	0
Neely	1	10	10.0	10	0
Hayes	2	8	4.0	7	0
Fugett	3	2	0.7	9	0
Alworth	1	2	2.0	2	0

Cowboys	499	2,124	4.3	41	17
Opponents	428	1,515	3.5	34	7

RECEIVING	NO	YDS	AVG	LG	TD
Hill	43	364	8.5	33	3
Garrison	37	390	10.5	26	3
Sellers	31	653	21.1	55	5
Parks	18	298	16.6	38	1
Ditka	17	198	11.6	26	0
Hayes	15	200	13.3	29	0
Alworth	15	195	13.0	30	2
Montgomery	8	131	16.4	46	1
Fugett	7	94	13.4	29	0
Truax	4	49	12.3	18	0
Newhouse	1	8	8.0	8	0

Cowboys	196	2,580	13.2	55	16
Opponents	187	2,508	13.4	94	18

INTERCEPTIONS	NO	YDS	AVG	LG	TD
Waters	6	132	22.0	56	1
Harris	3	40	13.3	23	0
Jordan	2	18	9.0	12	0
Green	2	1	0.5	1	0
Lewis	1	15	15.0	15	0
Howley	1	7	7.0	7	0
Renfro	1	0	0.0	0	0

PUNTING	NO	YDS	AVG	TB	IN20	LG	BL	NET
Bateman	51	1,949	38.2	3	4	61	0	36.2
Cowboys	51	1,949	38.2	3	4	61	0	36.2
Opp.	65	2,636	40.6	7	13	63	0	36.3

PUNT RETURNS	NO	FC	YDS	AVG	LG	TD
Harris	19	16	78	4.1	21	0
Waters	9	7	56	6.2	17	0
Cowboys	28	23	134	4.8	21	0
Opponents	15	26	41	2.7	14	0

KICKOFF RETURNS	NO	YDS	AVG	LG	TD
Harris	26	615	23.7	44	0
Newhouse	18	382	21.2	30	0
Thomas	2	50	25.0	30	0
Waters	2	18	9.0	18	0
Montgomery	1	15	15.0	15	0
Fugett	1	0	0.0	0	0
Cowboys	50	1,080	21.6	44	0
Opponents	15	1,272	24.5	55	0

PASSING	ATT	COMP	YDS	PCT	AVG	TD	PCT	PCT	LG	SKS/YDS	RATING
Morton	339	185	2,396	54.6	7.1	15	4.4	21	6.2	46	65.9
Staubach	20	9	98	45.0	4.9	0	0.0	2	10.0	21	8/59
Hill	3	1	55	33.3	18.3	1	33.0	0	0.0	55t	0/0
Montgomery	3	1	31	33.3	10.3	0	0.0	0	0.0	31	0/0
Reeves	2	0	0	0.0	0.0	0	0.0	0	0.0	0	0/0
Cowboys	367	196	2,580	53.4	7.0	16	4.4	23	6.3	55t	31/238
Opponents	382	187	2,508	49.0	6.6	18	4.7	16	4.2	94t	32/268

SCORE BY QUARTERS	1	2	3	4	OT	T
Cowboys	83	101	76	59	0	319
Opponents	25	86	50	79	0	240

FIELD GOALS	7-19	20-29	30-39	40-49	50-6+
Fritsch	6-6	5-5	3-6	5-13	2-6
Cowboys	6-6	5-5	3-6	5-13	2-6
Opponents	3-4	4-7	4-5	4-15	0-3

Fritsch: (46M), (54, 13.8), (46.9), (40, 44M, 50M, 33M), (57M, 39M, 42M), (13, 12, 50M), (48M), (25, 47M, 31), (27, 14, 50, 32M, 38), (42, 49M), (23), (42M, 29, 42, 50M), (42M, 36, 26), (43)
Opponents: (30, 42, 44M, 58M), (45M, 24M), (44, 26, 22, 16M, 27B, 41M), (39, 39, 50M, 41M), (48M, 48M), (42, 43M, 37M), (43M, 17), (50B), (34), (47M, 42M), (18), (49M), (16), (22M, 49, 22, 26)

SCORING	TDR	TDP	TDR1	FG	PAT	S	TP
Fritsch	0	0	0	21/36	36/36	0	99
Garrison	7	3	0	0/0	0/0	0	60
Hill	6	3	0	0/0	0/0	0	54
Sellers	0	5	0	0/0	0/0	0	30
Montgomery	1	1	1a	0/0	0/0	0	18
Alworth	0	2	0	0/0	0/0	0	12
Morton	2	0	0	0/0	0/0	0	12
Ditka	0	1	0	0/0	0/0	0	6
Newhouse	1	0	0	0/0	0/0	0	6
Niland	0	0	1b	0/0	0/0	0	6
Parks	0	1	0	0/0	0/0	0	6
Waters	0	0	1c	0/0	0/0	0	6
Cowboys	17	16	3	21/36	36/36	2	319
Opponents	7	18	3*	15/34	27/28	0	240

- a 54 fumble return vs. San Diego (11/5)
 b 0 fumble return vs. Philadelphia (11/19)
 c 28 interception return vs. St. Louis (11/12)
 + Bradley tackled in end zone vs. Philadelphia (11/19)
 Smith centered out of end zone vs. Philadelphia (11/19)

- * Blount 35 fumble return vs. Pittsburgh (10/8)
 Vanderbunt 73 fumble return vs. San Francisco (11/23)
 Vanderbunt 21 int. return vs. San Francisco (11/23)

USUAL STARTERS

WR	Ron Sellers (8)	LE	Larry Cole (7)
	Bob Hayes (6)		Tody Smith (6)
LT	Ralph Neely	LT	Jethro Pugh
LG	John Alworth	RT	Bob Lilly
C	Dave Menders	RE	Pat Toomay
RG	Blaine Nye	LLB	Lee Roy Jordan
RC	Blaine Nye	LLB	Dave Edwards
TE	Rayfield Wright	MLB	Lee Roy Jordan
RT	Mike Ditka	RLB	Chuck Howley
WR	Lance Alworth (7)	LCB	Herb Adderley
	Billy Parks (7)	RCB	Mel Renfro
QB	Craig Morton	SS	Cornell Green
RB	Calvin Hill	FS	Cliff Harris
FB	Walt Garrison		
		P	Marv Bateman
K	Tony Fritsch		

Pro Bowlers in Bold

1973 ★ DALLAS COWBOYS STATISTICS ★ 1973

STAFF
PLAYERS
2019 SEASON
RECORDS
PLAYOFF RECORDS
1973
STATISTICS
SIDELINES

FIRST PLACE, NFC EAST HEAD COACH: TOM LANDRY			
PRESEASON (4-2)			
Date	W/L	Score	Opponent
8/3	W	24-7	@ LA Rams
8/11	L	26-27	@ Oakland
8/18	W	24-14	NEW ORLEANS
8/23	L	24-27	@ Houston
9/1	W	27-16	KANSAS CITY
9/6	W	26-23	MIAMI
REGULAR SEASON (10-4)			
9/16	W	20-17	@ Chicago
9/24	W	40-3	NEW ORLEANS
9/30	W	45-10	ST. LOUIS
10/8	L	7-14	@ Washington
10/14	L	31-37	@ LA Rams
10/21	W	45-28	N.Y. GIANTS
10/28	L	16-30	@ Philadelphia
11/4	W	38-10	CINCINNATI
11/11	W	23-10	@ N.Y. GIANTS
11/18	W	31-10	PHILADELPHIA
11/22	L	7-14	MIAMI
12/2	W	22-10	@ Denver
12/9	W	27-7	WASHINGTON
12/16	W	30-3	@ St. Louis
1973 DIVISIONAL PLAYOFF			
12/23	W	27-16	L.A. RAMS
1973 NFC CHAMPIONSHIP GAME			
12/30	L	10-27	MINNESOTA

TEAM STATISTICS	DALLAS	OPP
FIRST DOWNS.....	281	208
Rushing.....	139	83
Passing.....	127	106
Penalty.....	15	19
Third Down-Made/Att.....	77/203	67/201
Third Down Efficiency.....	37.9	33.3
Fourth Down-Made/Att.....	9/13	4/9
TOTAL NET YARDS.....	4,751	3,466
Avg. Per Game.....	339.4	247.6
Total Plays.....	906	827
Avg. Per Play.....	5.2	4.2
NET YARDS RUSHING.....	2,418	1,471
Avg. Per Game.....	172.7	105.1
Total Rushes.....	542	435
Avg. Per Rush.....	4.5	3.4
NET YARDS PASSING.....	2,333	1,995
Sacked/Yards Lost.....	43/269	40/306
Gross Yards.....	2,602	2,301
Attempts/Completions.....	321/192	352/187
Pct. of Completions.....	59.8	53.1
Had Intercepted.....	16	18
PUNTS/AVERAGE.....	59/41.5	70/39.4
Net Punting Average.....	37.9	34.9
PUNT RET./AVG.....	28/6.2	29/5.2
KICKOFF RET./AVG.....	32/22.4	53/24.9
INT./AVG. RET.....	18/16.4	16/9.4
PENALTIES/YARDS.....	83/762	52/516
FUMBLES/BALL LOST.....	25/12	44/23
TOUCHDOWNS.....	46	23
Rushing.....	17	5
Passing.....	26	15
Returns.....	3	3
EXTRA POINTS/ATTEMPTS.....	45/46	23/23
FIELD GOALS/ATTEMPTS.....	19/30	14/30

ATT	YDS	AVG	LG	TD
Hill	273	1,142	4.2	21
Garrison	105	440	4.2	33
Newhouse	84	436	5.2	54
Staubach	46	250	5.4	18
Strayhorn	11	62	5.6	24
Fugett	1	34	34.0	34
Stowe	3	28	9.3	14
Robinson	2	17	8.5	11
Pinder	12	15	1.3	5
DuFree	2	2	1.0	6
Richards	1	2	2.0	2
Morton	1	0	0.0	0
Montgomery	1	-10	-10.0	-10
Cowboys	542	2,418	4.5	54
Opponents	435	1,471	3.4	25

NO	YDS	AVG	LG	TD
Hill	32	290	9.1	29
DuFree	29	392	13.5	40
Garrison	26	273	10.5	53
Stowe	23	389	16.9	45
Pearson	22	388	17.6	40
Hayes	22	360	16.4	47
Montgomery	14	164	11.7	32
Fugett	9	168	18.7	48
Newhouse	9	87	9.7	38
Richards	6	91	15.2	53
Cowboys	192	2,602	13.6	53
Opponents	187	2,301	12.3	80

NO	YDS	AVG	LG	TD
Jordan	6	78	13.0	31
Waters	5	112	22.4	44
Renfro	2	65	32.5	35
Harris	2	9	4.5	5
Toomyay	1	35	35.0	35
B. Barnes	1	1	1.0	1
Washington	1	0	0.0	0
Cowboys	18	300	16.7	44
Opponents	16	151	9.4	29

PUNTING NO	YDS	AVG	TB	INT	LG	BL	NET
Bateman	55	2,290	41.6	3	4	62	236.2
Montgomery	4	158	39.5	0	0	48	038.3
Cowboys	59	2,448	41.5	3	4	62	237.9
Opp.	70	2,756	39.4	7	12	78	234.9

PUNT RETURNS	NO	FC	YDS	AVG	LG	TD
Richards	21	18	139	6.6	46	0
Harris	3	3	20	6.7	12	0
Pearson	2	0	13	6.5	13	0
Montgomery	2	0	2	1.0	3	0
Cowboys	28	21	174	6.2	46	0
Opponents	29	7	152	5.2	59	1

KICKOFF RETURNS	NO	YDS	AVG	LG	TD
Pearson	7	155	22.1	26	0
Montgomery	6	175	29.2	63	0
Harris	6	148	24.7	33	0
Robinson	4	86	21.5	28	0
Newhouse	3	62	20.7	26	0
Richards	3	44	14.7	20	0
Strayhorn	2	44	22.0	25	0
Walton	1	11	11.0	11	0
Washington	1	0	0.0	0	0
Cowboys	33	725	22.0	63	0
Opponents	53	1,310	24.9	53	0

SCORE BY QUARTERS	1	2	3	4	OT	T
Cowboys	73	108	79	122	0	382
Opponents	47	64	33	59	0	203

FIELD GOALS	7-19	20-29	30-39	40-49	50+
Fritsch	10-10	6-7	2-6	0-3	0-2
Clark	0-0	0-1	1-1	0-0	0-0
Cowboys	10-10	6-7	3-7	0-3	0-2
Opponents	4-5	3-7	6-10	1-6	0-2

Fritsch: (25,36B,11),(27),(24),(39B,38B),(8),(18), (1),(34,43M),(13,37,17),(23),(49M,42M), (55M,53M,21,18),(30M,9,27), (18,13,26M,17)
 Clark: (0,0,0,0,0,0),(0,0,0),(33,23B),(0,0,0,0,0,0,0,0) (53B,44,30),(49M,27,37,35),(1), (7,21M,37B,35,32),(29),(43),(17,48M), (41B),(29),(23M,28M,37M),(37M,33,49M)

SCORING	TDR	TDP	TDR1	FG	PAT	S	TP
Fritsch	0	0	0	18/28	43/43	0	97
Garrison	6	2	0	0/0	0/0	0	48
Hill	6	0	0	0/0	0/0	0	36
Stowe	0	6	0	0/0	0/0	0	36
Dupree	0	5	0	0/0	0/0	0	30
Hayes	0	3	0	0/0	0/0	0	18
Staubach	3	0	0	0/0	0/0	0	18
Fugett	0	3	0	0/0	0/0	0	18
Montgomery	0	3	0	0/0	0/0	0	18
Newhouse	1	1	0	0/0	0/0	0	12
Pearson	0	2	0	0/0	0/0	0	12
Lewis	0	0	1a	0/0	0/0	0	6
Jordan	0	0	1b	0/0	0/0	0	6
Richards	0	1	0	0/0	0/0	0	6
Strayhorn	1	0	0	0/0	0/0	0	6
Renfro	0	0	1c	0/0	0/0	0	6
Clark	0	0	0	1/2	1/2	0	4
Bateman	0	0	0	0/0	1/1+	0	1
Cowboys	17	26	3	19/30	45/46	2	282
Opponents	5	15	3*	14/30	23/23	0	303

- a block punt recovery in end zone vs. N.Y. Giants (10/21)
- b 31 interception return vs. Cincinnati (11/4)
- c 30 interception return vs. LA Rams (10/14)
- + Barnes tackle in end zone vs. New Orleans (9/24)
- Barnes tackle in end zone vs. Denver (12/2)

* Hill 59 punt return vs. Chicago (9/16)
 Owens 26 int. return vs. Washington (10/8)
 Stone 2 block punt return vs. Washington (12/9)

USUAL STARTERS			
WR	Bob Hayes	LE	Larry Cole
LT	Ralph Neeley	LT	John Pugh
LG	John Niland	RT	Bob Lilly
C	John Fitzgerald	RE	Pat Toomyay
RG	Blaine Nye	LLB	Dave Edwards
RT	Rayfield Wright	MLB	Lee Roy Jordan
TE	Billy Joe DuFree	RLB	D.D. Lewis
WR	Otto Stowe (7)	LCB	Charlie Waters
WR	Drew Pearson (6)	RCB	Mel Renfro
QB	Roger Staubach	SS	Cornell Green
RB	Calvin Hill	FS	Cliff Harris
FB	Walt Garrison (8)	P	Marv Bateman
	Robert Newhouse (6)		

K Tony Fritsch *Pro Bowlers in Bold*

	ATT	COMP	YDS	PCT	ATT	TD	INT	PCT	INT	LG	SKS/YDS	RATING
Staubach	286	179	2,428	62.6	8.5	23	8.0	15	5.2	53	43/269	94.6
Morton	32	13	174	40.6	5.4	3	9.4	1	3.1	53†	0/0	77.0
Montgomery	1	0	0	0.0	0.0	0	0.0	0	0.0	0	0/0	0.0
Hill	1	0	0	0.0	0.0	0	0.0	0	0.0	0	0/0	0.0
Garrison	1	0	0	0.0	0.0	0	0.0	0	0.0	0	0/0	0.0
Cowboys	321	192	2,602	59.8	8.1	26	8.1	16	4.9	53†	43/269	92.3
Opponents	352	187	2,301	53.1	6.5	15	4.2	18	5.1	80†	40/306	66.3

1975 ★ DALLAS COWBOYS STATISTICS ★ 1975

STAFF PLAYERS RECORDS PLAYOFF RECORDS STATISTICS SIDELINES

SECOND PLACE, NFC EAST HEAD COACH: TOM LANDRY

PRESEASON (2-4)

Date	W/L	Score	Opponent	Att.
8/9	L	7-35	@ LA Rams	62,843
8/18	L	20-26	@ Kansas City	35,630
8/23	L	13-16	MINNESOTA	45,395
8/30	W	17-14	@ Houston	46,951
9/5	L	20-31	OAKLAND	39,562
9/13	W	17-16	PITTSBURGH	43,186

REGULAR SEASON (10-4)

9/21	W	18-7	L.A. RAMS	49,091
9/28	W	37-31	ST. LOUIS (OT)	52,417
10/6	W	36-10	@ Detroit	79,784
10/12	W	13-7	@ N.Y. Giants	56,511
10/19	L	17-19	GREEN BAY	64,934
10/26	W	20-17	@ Philadelphia	64,889
11/2	L	24-30	@ Wash. (OT)	55,004
11/10	L	31-34	KANSAS CITY	63,539
11/16	W	34-31	@ New England	60,905
11/23	W	27-17	PHILADELPHIA	57,893
11/30	W	14-3	N.Y. GIANTS	53,329
12/7	L	17-31	@ St. Louis	49,701
12/13	W	31-10	WASHINGTON	41,971
12/21	W	31-21	@ N.Y. Jets	37,279

1975 DIVISIONAL PLAYOFF

12/28	W	17-14	@ Minnesota	48,341
-------	---	-------	-------------	--------

1975 NFC CHAMPIONSHIP GAME

1/4/76	W	37-7	@ LA Rams	84,483
--------	---	------	-----------	--------

SUPER BOWL X (MIAMI)

1/18/76	L	17-21	Pittsburgh	80,187
---------	---	-------	------------	--------

TEAM STATISTICS

	DALLAS	OPP
FIRST DOWNS288	234
Rushing132	100
Passing142	113
Penalty14	21
Third Down-Made/Att.97/218	84/211
Third Down Efficiency44.4	39.8
Fourth Down-Made/Att.4/10	6/11
TOTAL NET YARDS5,025	3,739
Avg. Per Game358.9	267.1
Total Plays986	888
Avg. Per Play5.1	4.2
NET YARDS RUSHING2,432	1,699
Avg. Per Game173.7	121.4
Total Rushes571	474
Avg. Per Rush4.3	3.6
NET YARDS PASSING2,593	2,040
Sacked/Yards Lost39/242	41/288
Gross Yards2,835	2,328
Attempts/Completions376/207	373/162
Pct. of Completions55.1	43.4
Had Intercepted17	25
PUNTS/AVERAGE68/39.4	82/39.6
Net Punting Average32.2	34.1
PUNT RET./AVG.32/9.8	37/7.1
KICKOFF RET./AVG.54/21.4	66/23.9
INT./AVG. RET.25/13.8	17/11.9
PENALTIES/YARDS94/715	63/639
FUMBLES/BALL LOST25/18	43/19
TOUCHDOWNS41	33
Rushing17	13
Passing19	19
Returns5	1
EXTRA POINTS/ATTEMPTS38/40	31/32
FIELD GOALS/ATTEMPTS22/35	13/18

	ATT	COMP	YDS	PCT	ATT	PCT	PCT	LG	SKS/YDS	RATING		
Staubach	348	198	2,666	56.9	7.7	17	4.9	16	4.6	62	36/213	78.6
Longley	23	7	102	30.4	4.4	1	4.3	1	4.5	23	3/29	42.3
Newhouse	2	1	46	50.0	23.0	1	50.0	0	0.0	46	0/0	95.8
Hoopes	3	1	21	33.3	7.0	0	0.0	0	0.0	21	0/0	59.0
Cowboys	376	207	2,835	55.1	7.5	19	5.1	17	4.5	62	39/242	77.7
Opponents	373	162	2,328	43.4	6.2	19	5.1	25	6.7	80	41/288	53.4

RUSHING

	ATT	YDS	AVG	LG	TD
Newhouse	209	930	4.4	29	2
P. Pearson	133	509	3.8	32	2
Dennison	111	383	3.5	27	7
Staubach	55	316	5.7	17	4
Young	50	225	4.5	29	2
Richards	3	18	6.0	11	0
Hoopes	1	13	13.0	13	0
Longley	3	12	4.0	7	0
D. Pearson	1	11	11.0	11	0
Laidlaw	3	10	3.3	10	0
DuPree	1	3	3.0	3	0
Fugett	1	2	2.0	2	0
Cowboys	571	2,432	4.3	32	17
Opponents	474	1,699	3.6	39	13

RECEIVING

	NO	YDS	AVG	LG	TD
D. Pearson	46	822	17.9	46	8
Fugett	38	488	12.8	54	3
Newhouse	34	275	8.1	23	0
P. Pearson	27	351	13.0	49	2
Richards	21	451	21.5	62	4
Young	18	184	10.2	42	1
Laidlaw	11	100	9.1	25	0
DuPree	9	138	15.3	28	1
Dennison	2	5	2.5	4	0
Breunig	1	21	21.0	21	0
Cowboys	207	2,835	13.7	62	19
Opponents	162	2,318	14.3	80	19

INTERCEPTIONS

	NO	YDS	AVG	LG	TD
Jordan	6	80	13.3	38	0
Renfro	4	70	17.5	22	0
Washington	4	26	6.5	23	0
Harris	3	58	19.3	27	1
Waters	3	55	18.3	35	1
Hughes	2	33	16.5	33	1
Peterson	1	19	19.0	19	0
Gregory	1	3	3.0	3	0
Jones	1	2	2.0	2	0
Cowboys	25	346	13.8	38	3
Opponents	17	203	11.9	31	0

PUNTING

	NO	YDS	AVG	TB	IN20	LG	BL	NET
Hoopes	68	2,676	39.4	8	15	55	1	33.2
Cowboys	68	2,676	39.4	8	15	55	1	33.2
Opp.	82	3,247	39.6	7	20	64	1	34.1

PUNT RETURNS

	NO	FC	YDS	AVG	LG	TD
Richards	28	13	288	10.3	43	1
Woolsey	4	2	25	6.3	15	0
Cowboys	32	15	313	9.8	43	1
Opponents	37	8	261	7.1	34	0

KICKOFF RETURNS

	NO	YDS	AVG	LG	TD
P. Pearson	16	391	24.4	42	0
Dennison	13	262	20.2	27	0
Woolsey	12	247	20.6	29	0
Henderson	4	130	32.5	97	1
Young	3	54	18.0	29	0
P. Howard	2	51	25.5	31	0
Breunig	2	13	6.5	7	0
Peterson	1	10	10.0	10	0
Waters	1	0	0.0	0	0
Cowboys	54	1,158	21.4	97	1
Opponents	66	1,578	23.9	73	0

SCORE BY

QUARTERS

	1	2	3	4	OT	T
Cowboys	36	115	88	105	6	350
Opponents	57	68	51	86	6	268

FIELD GOALS

	11-19	20-29	30-39	40-49	50+
Fritsch	2-2	13-14	4-9	3-9	0-1
Cowboys	2-2	13-14	4-9	3-9	0-1
Opponents	0-0	8-10	1-1	3-5	1-2

Fritsch: (32M,25,28M,39,19,31),(40,45B,39M), (21,20,39),(24,22,32M),(50M,24), (20,49M,41M,42),(33,34M,38M), (42B,21),(43,26),(26,45M,20),(37M), (23),(19),(22)

Opponents: (),(28),(21),(),(24,29),(28), (43,29M,45M),(51,44,54B),(29), (49M,23,22B),(35),(27),(48),(1)

SCORING

	TDR	TDP	TDR1	FG	PAT	S	TP
Fritsch	0	0	0	22/35	38/40	0	104
D. Pearson	0	8	0	0/0	0/0	0	48
Dennison	7	0	0	0/0	0/0	0	42
Richards	0	4	1a	0/0	0/0	0	30
P. Pearson	2	2	0	0/0	0/0	0	24
Staubach	4	0	0	0/0	0/0	0	18
Fugett	0	3	0	0/0	0/0	0	18
Young	2	1	0	0/0	0/0	0	12
Newhouse	2	0	0	0/0	0/0	0	18
DuPree	0	1	0	0/0	0/0	0	6
Harris	0	0	1b	0/0	0/0	0	6
Henderson	0	0	1c	0/0	0/0	0	6
Hughes	0	0	1d	0/0	0/0	0	6
Waters	0	0	1e	0/0	0/0	0	6
Cowboys	17	19	5*	22/35	38/40	0	350
Opponents	13	19	1*	13/18	31/32	0	268

- a 43 punt return vs. Philadelphia (10/26)
- b 27 int. return vs. Washington (11/2)
- c 97 Ki. return vs. St. Louis (9/28)
- d 33 int. return vs. N.Y. Jets (12/21)
- e 20 int. return vs. Washington (12/13)

* Matuszak O fum. recovery vs. Kansas City (11/10)

USUAL STARTERS

WR	Golden Richards	LE	Ed Jones
LT	Ralph Neely	LT	Jethro Pugh
LG	Burton Lawless (10)	RT	Larry Cole (8)
	Herb Scott (4)		Bill Gregory (6)
C	John Fitzgerald	RE	Harvey Martin
RG	Blaine Nye	LLB	Dave Edwards
RT	Rayfield Wright	MLB	Lee Roy Jordan
TE	Jean Fugett (9)	RLB	D. D. Lewis
	Billy Joe DuPree (5)	LCB	Mark Washington
WR	Drew Pearson	RCB	Mel Renfro
QB	Roger Staubach	SS	Charlie Waters
RB	Preston Pearson (10)	FS	Cliff Harris
	Doug Dennison (3)		
FB	Robert Newhouse	P	Mitch Hoopes
K	Tony Fritsch		<i>Pro Bowlers in Bold</i>

1976 ★ DALLAS COWBOYS STATISTICS ★ 1976

FIRST PLACE, NFC EAST
HEAD COACH: TOM LANDRY

PRESEASON (3-3)

Date	W/L	Score	Opponent	Att.
7/31	L	14-17	@ Oakland	52,391
8/7	L	14-26	@ LA Rams	60,158
8/14	L	9-13	DENVER	54,567
8/21	W	36-16	Detroit @ Memphis	30,340
8/28	W	20-10	PITTSBURGH	64,264
9/4	W	26-20	HOUSTON (OT)	58,844

REGULAR SEASON (11-3)

9/12	W	27-7	PHILADELPHIA	54,052
9/19	W	24-6	@ New Orleans	61,413
9/26	W	30-27	BALTIMORE	64,237
10/3	W	28-13	@ Seattle	62,027
10/10	W	24-14	@ N.Y. Giants	76,042
10/17	L	17-21	@ St. Louis	50,317
10/24	W	31-21	CHICAGO	61,346
10/31	W	20-7	@ Washington	55,004
11/7	W	9-3	N.Y. GIANTS	58,870
11/15	W	17-10	BUFFALO	51,779
11/21	L	10-17	@ Atlanta	54,992
11/25	W	19-14	ST. LOUIS	62,498
12/5	W	26-7	@ Philadelphia	55,072
12/12	L	14-27	WASHINGTON	59,916

1976 DIVISIONAL PLAYOFF

12/19	L	12-14	L.A. RAMS	62,436
-------	---	-------	-----------	--------

TEAM STATISTICS

	DALLAS	OPP
FIRST DOWNS.....	269	246
Rushing.....	111	113
Passing.....	140	111
Penalty.....	18	22
Third Down-Made/Att.....	98/220	81/213
Third Down Efficiency.....	44.5	38.0
Fourth Down-Made/Att.....	9/14	8/16
TOTAL NET YARDS.....	4,884	3,730
Avg. Per Game.....	348.9	266.4
Total Plays.....	958	919
Avg. Per Play.....	5.1	4.1
NET YARDS RUSHING.....	2,147	1,821
Avg. Per Game.....	153.4	130.1
Total Rushes.....	538	484
Avg. Per Rush.....	4.0	3.8
NET YARDS PASSING.....	2,737	1,909
Sacked/Yards Lost.....	30/230	44/327
Gross Yards.....	2,967	2,236
Attempts/Completions.....	390/222	391/187
Pct. of Completions.....	56.9	47.8
Had Intercepted.....	13	16
PUNTS/AVERAGE.....	72/38.0	92/40.0
Net Punting Average.....	31.2	31.7
PUNT RET./AVG.....	45/10.9	28/9.0
KICKOFF RET./AVG.....	42/24.5	62/20.6
INT./AVG. RET.....	16/8.3	13/11.9
PENALTIES/YARDS.....	94/761	71/643
FUMBLES/BALL LOST.....	26/16	32/12
TOUCHDOWNS.....	34	25
Rushing.....	16	12
Passing.....	17	12
Returns.....	1	1
EXTRA POINTS/ATTEMPTS.....	34/34	23/25
FIELD GOALS/ATTEMPTS.....	18/23	7/12

RUSHING

	ATT	YDS	AVG	LG	TD
Dennison	153	542	3.5	14	6
Newhouse	116	450	3.9	24	3
Laidlaw	94	424	4.5	28	3
P. Pearson	68	233	3.4	21	1
Young	48	208	4.3	24	0
Staubach	43	184	4.3	18	3
DuPree	7	50	7.1	13	0
D. Pearson	2	20	10.0	11	0
Saldi	1	19	19.0	19	0
D. White	6	17	2.8	14	0
Cowboys	538	2,147	4.0	28	16
Opponents	484	1,821	3.8	35	12

RECEIVING

	NO	YDS	AVG	LG	TD
D. Pearson	58	806	13.9	40	6
DuPree	42	680	16.2	38	2
Laidlaw	38	325	8.6	26	1
P. Pearson	23	316	13.7	30	2
Richards	19	414	21.8	56	3
Newhouse	15	86	5.7	16	0
Young	11	134	12.2	25	1
Dennison	8	67	8.4	33	0
Johnson	5	84	16.8	43	2
Barnes	1	43	43.0	43	0
Reece	1	6	6.0	6	0
Saldi	1	6	6.0	6	0
Cowboys	222	2,967	13.4	56	17
Opponents	187	2,236	12.0	54	12

INTERCEPTIONS

	NO	YDS	AVG	LG	TD
Washington	4	49	12.3	22	0
Harris	3	32	10.7	29	0
Renfro	3	23	7.7	23	0
Waters	3	6	2.0	5	0
Barnes	1	23	23.0	23	0
Hughes	1	0	0.0	0	0
Martin	1	0	0.0	0	0
Cowboys	16	133	8.3	29	0
Opponents	13	155	11.9	37	1

PUNTING

	NO	YDS	AVG	TB	IN20	LG	BL	NET
D. White	70	2,690	38.4	12	13	54	0	31.4
Herrera	2	49	24.5	0	2	27	0	24.5
Cowboys	72	2,739	38.0	12	15	54	0	31.2
Opp.	92	3,681	40.0	14	16	58	2	31.7

PUNT RETURNS

	NO	FC	YDS	AVG	LG	TD
Johnson	45	11	489	10.9	55	0
Waters	0	1	0	0.0	0	0
Cowboys	45	12	489	10.9	55	0
Opponents	28	9	252	9.0	59	0

KICKOFF RETURNS

	NO	YDS	AVG	LG	TD
Johnson	28	693	24.8	74	0
Jensen	13	313	24.1	35	0
Saldi	1	9	9.0	9	0
Henderson	0	12	12.0	12	0
Cowboys	42	1,027	24.5	74	0
Opponents	62	1,275	20.6	35	0

PASSING

	ATT	COMP	YDS	PCT	ATT	TD	INT	PCT	PCT	LG	SKS/YDS	RATING
Staubach	369	208	2,715	56.4	7.4	14	3.8	11	3.0	53	29/215	79.9
D. White	20	13	213	65.0	10.7	2	10.0	2	10.0	56	1/15	94.4
D. Pearson	1	1	39	100.0	39.0	1	100.0	0	0.0	39	0/0	118.8
Cowboys	390	222	2,967	56.9	7.6	17	4.4	13	3.3	56	30/230	82.1
Opponents	391	187	2,236	47.8	5.7	12	3.1	16	4.1	54	44/327	59.0

SCORE BY

QUARTERS	1	2	3	4	OT	T
Cowboys	49	117	65	65	0	296
Opponents	17	58	34	85	0	194

FIELD GOALS

	11-19	20-29	30-39	40-49	50+
Herrera	1-1	8-8	6-8	3-5	0-1
Cowboys	1-1	8-8	6-8	3-5	0-1
Opponents	1-1	5-5	1-2	0-3	0-1

Herrera: (37,46),(25)(37,18,32),(50B,39M),
(24,44M),(35),(22),(37,21),(22,30,20),
(31M,43),(23),(41M,42),(21),(1)
Opponents: (45M),(55M),(44M,30,24),(1),(24B),(1),
(1),(19),(44M,22),(21),(0),(25,27)

SCORING

	TDR	TDP	TDR1	FG	PAT	S	TP
Herrera	0	0	0	18/23	34/34	0	88
D. Pearson	0	6	1a	0/0	0/0	0	42
Dennison	6	0	0	0/0	0/0	0	36
Laidlaw	3	1	1	0/0	0/0	0	24
Newhouse	3	0	0	0/0	0/0	0	18
P. Pearson	1	2	0	0/0	0/0	0	18
Richards	0	3	0	0/0	0/0	0	18
Staubach	3	0	0	0/0	0/0	0	18
DuPree	0	2	0	0/0	0/0	0	12
Johnson	0	2	0	0/0	0/0	0	12
Young	0	1	0	0/0	0/0	0	6
Henderson	0	0	0	0/0	0/0	1+	2
Kyle	0	0	0	0/0	0/0	1\$	2
Cowboys	16	17	1	18/23	34/34	2	296
Opponents	12	12	1*	7/12	23/25	0	194

a 0 fumble return vs. New Orleans (9/19)
* block punt out of end zone vs. St. Louis (11/25)
\$ block punt out of end zone vs. Philadelphia (12/5)

* Hartenstine 12 int. return vs. Chicago (10/24)

USUAL STARTERS

WR	Golden Richards (9)	LE	Ed Jones
	Jay Saldi (3)	LT	Jethro Pugh
LT	Ralph Neely	RT	Larry Cole (8)
LG	Herb Scott (10)		Bill Gregory (6)
	Burton Lawless (4)	RE	Harvey Martin
RG	John Fitzgerald	LLB	Bob Breunig
C	Blaine Nye	MLB	Lee Roy Jordan
RT	Rayfield Wright	RLB	D.D. Lewis
TE	Billy Joe DuPree	LCB	Benny Barnes
WR	Drew Pearson	RCB	Mel Renfro (9)
QB	Roger Staubach		Mark Washington (5)
RB	Doug Dennison	SS	Charlie Waters
FB	Scott Laidlaw (7)	FS	Cliff Harris
	Robert Newhouse (7)		
K	Efren Herrera		<i>Pro Bowlers in Bold</i>
P	Danny White		

1977 ★ DALLAS COWBOYS STATISTICS ★ 1977

FIRST PLACE, NFC EAST HEAD COACH: TOM LANDRY			
PRESEASON (3-3)			
Date	W/L	Score	Opponent
8/6	W	34-14	SAN DIEGO
8/13	L	17-23	@ Seattle (OT)
8/20	L	14-20	MIAMI
8/27	W	23-21	BALTIMORE
9/3	L	14-23	@ Houston
9/8	W	30-0	PITTSBURGH
REGULAR SEASON (12-2)			
W	L	Score	Opponent
9/18	W	16-10	@ Minnesota (OT)
9/25	W	41-21	N.Y. GIANTS
10/2	W	23-7	TAMPA BAY
10/9	W	30-24	@ St. Louis
10/16	W	34-16	WASHINGTON
10/23	W	16-10	@ Philadelphia
10/30	W	37-0	DETROIT
11/6	W	24-10	@ N.Y. Giants
11/14	L	17-24	ST. LOUIS
11/20	L	13-28	@ Pittsburgh
11/27	W	14-7	@ Washington
12/4	W	24-14	PHILADELPHIA
12/12	W	42-35	@ San Francisco
12/18	W	14-6	DENVER
1977 DIVISIONAL PLAYOFF			
12/26	W	37-7	CHICAGO
1977 NFC CHAMPIONSHIP GAME			
1/1/78	W	23-6	MINNESOTA
SUPER BOWL XII (NEW ORLEANS)			
1/15/78	W	27-10	Denver

TEAM STATISTICS	DALLAS	OPP
FIRST DOWNS	272	205
Rushing	118	88
Passing	136	94
Penalty	18	23
Third Down-Made/Att.	90/213	69/207
Third Down Efficiency	42.3	33.3
Fourth Down-Made/Att.	3/5	10/16
TOTAL NET YARDS	4,812	3,213
Avg. Per Game	343.7	229.5
Total Plays	969	880
Avg. Per Play	5.0	3.7
NET YARDS RUSHING	2,369	1,651
Avg. Per Game	169.2	117.9
Total Rushes	564	457
Avg. Per Rush	4.2	3.6
NET YARDS PASSING	2,443	1,562
Sacked/Yards Lost	33/246	53/429
Gross Yards	2,689	1,991
Attempts/Completions	372/215	370/154
Pct. of Completions	57.8	41.6
Had Intercepted	10	21
PUNTS/AVERAGE	83/38.7	103/37.1
Net Punting Average	32.4	31.1
PUNT RET./AVG.	61/8.9	36/7.8
KICKOFF RET./AVG.	44/24.3	71/22.7
INT./AVG. RET.	21/10.9	10/18.4
PENALTIES/YARDS	106/865	78/731
FUMBLE/BALL LOST	26/14	22/10
TOUCHDOWNS	42	26
Rushing	21	9
Passing	18	14
Returns	3	3
EXTRA POINTS/ATTEMPTS	39/41	26/26
FIELD GOALS/ATTEMPTS	18/29	10/15
AVG. TIME OF POSS.	32:37	27:23

RUSHING	ATT	YDS	AVG	LG	TD
Dorsett	208	1,007	4.8	84	12
Newhouse	180	721	4.0	29	3
P. Pearson	89	341	3.8	22	1
Staubach	51	171	3.4	33	3
Dennison	12	60	5.0	17	1
Brinson	8	28	3.5	20	1
D. Pearson	2	22	11.0	11	0
Laidlaw	9	15	1.7	8	0
DuFree	3	9	3.0	7	0
D. White	1	-2	-2.0	-2	0
Johnson	1	-3	-3.0	-3	0

RUSHING	ATT	YDS	AVG	LG	TD
Cowboys	564	2,369	4.2	84	21
Opponents	457	1,651	3.6	62	9

RECEIVING	NO	YDS	AVG	LG	TD
D. Pearson	48	870	18.1	67	2
P. Pearson	46	535	11.6	36	4
Dorsett	29	273	9.4	23	1
DuFree	28	347	12.4	23	3
Richards	17	225	13.2	50	3
Newhouse	16	106	6.6	41	1
Johnson	12	135	11.3	22	1
Saldi	11	108	9.8	23	2
Laidlaw	5	60	12.0	18	1
Hill	2	21	10.5	12	0
Dennison	1	9	9.0	9	0

RUSHING	ATT	YDS	AVG	LG	TD
Cowboys	215	2,689	12.5	67	18
Opponents	154	1,991	12.9	60	14

INTERCEPTIONS	NO	YDS	AVG	LG	TD
Harris	5	7	1.4	7	0
Henderson	3	79	26.3	79	1
Waters	3	11	3.7	6	0
Washington	2	32	16.0	21	0
Rentro	2	28	14.0	25	0
Hughes	2	19	9.5	11	0
Lewis	1	29	29.0	29	0
Breunig	1	15	15.0	15	0
Kyle	1	9	9.0	9	0
Hegman	1	0	0.0	0	0

PUNTING	NO	YDS	AVG	TB	IN20	LG	BL	NET
D. White	81	3,171	39.6	10	25	57	1	33.2
Herrera	2	44	22.0	0	2	28	0	20.0
Cowboys	83	3,215	38.7	10	27	57	1	32.4
Opp.	103	3,825	37.1	4	10	65	0	31.7

PUNT RETURNS	NO	FC	YDS	AVG	LG	TD
Johnson	50	15	423	8.5	38	0
Hill	10	1	124	12.4	29	0
Harris	1	0	-2	-2.0	-2	0
Cowboys	61	16	545	8.9	38	0
Opponents	36	8	280	7.8	68	1

KICKOFF RETURNS	NO	YDS	AVG	LG	TD
Johnson	22	536	24.4	64	0
Brinson	17	409	24.1	41	0
Hill	3	64	21.3	29	0
Dennison	1	30	30.0	30	0
Henderson	1	8	8.0	8	0
DuFree	0	24	24.0	24	0
Cowboys	44	1,071	24.3	64	0
Opponents	71	1,614	22.7	48	0

PASSING	ATT	COMP	YDS	PCT	ATT	AVG	PCT	PCT	PCT	LG	SKS/YDS	RATING
Staubach	361	210	2,620	58.2	7.3	18	5.0	9	2.5	67	30/219	87.1
D. White	10	4	35	40.0	3.5	0	0.0	0	1.0	12	2/15	45.8
Dorsett	1	1	34	100.0	34.0	0	0.0	0	0.0	34	0/0	118.8
Waters	0	0	0	0.0	0.0	0	0.0	0	0.0	0	1/12	42.3
Cowboys	372	215	2,689	57.8	7.2	18	4.8	10	2.7	67	33/246	85.1
Opponents	370	154	1,991	41.6	5.4	14	3.8	21	5.7	60	53/429	48.0

SCORE BY QUARTERS	1	2	3	4	OT	T
Cowboys	64	129	53	93	6	345
Opponents	33	73	69	37	0	212

FIELD GOALS	11-19	20-29	30-39	40-49	50+
Herrera	2-2	5-7	4-8	6-11	1-1
Cowboys	2-2	5-7	4-8	6-11	1-1
Opponents	0-0	3-3	4-5	1-4	2-3

Herrera: (40,27M), (37,41,38B), (32,31M,19,20), (29,46M,40,44), (44B,44,52), (34M,49M,18), (21,45,30), (35), (21), (1), (1), (24), (49M), (38M,35M,28M)

Opponents: (31M,35), (1), (1), (32), (25,40,53), (32), (1), (50M,51), (26), (1), (41M,40M,43M), (1), (1), (22,37)

SCORING	TD	FG	PAT	S	TP		
Herrera	0	0	0	18/29	39/41	0	93
Dorsett	12	1	0	0/0	0/0	0	78
P. Pearson	1	4	0	0/0	0/0	0	30
Newhouse	3	1	0	0/0	0/0	0	24
DuFree	0	3	0	0/0	0/0	0	18
Richards	0	3	0	0/0	0/0	0	18
Saldi	0	2	1a	0/0	0/0	0	18
Staubach	3	0	0	0/0	0/0	0	18
D. Pearson	0	2	0	0/0	0/0	0	12
Brinson	1	0	0	0/0	0/0	0	6
Dennison	1	0	0	0/0	0/0	0	6
Henderson	0	0	1b	0/0	0/0	0	6
Johnson	0	1	0	0/0	0/0	0	6
Laidlaw	0	1	0	0/0	0/0	0	6
Waters	0	0	1c	0/0	0/0	0	6
Cowboys	21	18	3	18/29	39/41	0	345
Opponents	9	14	3*	10/15	26/26	0	212

a 8 fumble return vs. N. Y. Giants (11/6)
 b 79 interception return vs. Tampa Bay (10/2)
 c 17 block punt return vs. Philadelphia (10/23)

* Hammond 68 punt return vs. N. Y. Giants (9/25)
 Wood 37 fumble return vs. Tampa Bay (10/2)
 Davis 35 fumble return vs. St. Louis (10/9)

USUAL STARTERS			
WR	Golden Richards	LE	Ed Jones
LT	Ralph Neely	LT	Jethro Pugh
LG	Herb Scott (10)	RT	Randy White
	Burton Lawless (4)	RE	Harvey Martin
RC	John Fitzgerald	LLB	Thomas Henderson
RG	Tom Rafferty	MLB	Bob Breunig
TE	Pat Donovan	RLB	D.D. Lewis
RT	Billy Joe DuFree	CB	Benny Barnes
WR	Drew Pearson	RCB	Aaron Kyle (10)
QB	Roger Staubach	Mark Washington (4)	
RB	Preston Pearson (10)	SS	Charlie Waters
	Pony Dorsett (4)	FS	Cliff Harris
FB	Robert Newhouse		
K	Eren Herrera	Pro Bowlers in Bold	
P	Danny White		

1978 ★ DALLAS COWBOYS STATISTICS ★ 1978

**FIRST PLACE, NFC EAST
HEAD COACH: TOM LANDRY**

PRESEASON (3-1)				
Date	W/L	Score	Opponent	Att.
8/5	W	41-24	SAN FRANCISCO	63,736
8/12	W	21-14	@ Denver	74,619
8/19	L	13-27	HOUSTON	62,242
8/26	W	16-13	PITTSBURGH	59,747
REGULAR SEASON (12-4)				
9/4	W	38-0	BALTIMORE	64,224
9/10	W	34-24	@ N.Y. Giants	73,265
9/17	L	14-27	@ Los Angeles	65,749
9/24	W	21-12	ST. LOUIS	62,760
10/2	L	5-9	@ Washington	55,031
10/8	W	24-3	N. Y. GIANTS	63,420
10/15	W	24-21	@ St. Louis (OT)	48,991
10/22	W	14-7	PHILADELPHIA	60,525
10/26	L	10-21	MINNESOTA	61,848
11/5	L	16-23	@ Miami	69,414
11/12	W	42-14	@ Green Bay	55,256
11/19	W	27-7	NEW ORLEANS	57,920
11/23	W	37-10	WASHINGTON	64,905
12/3	W	17-10	NEW ENGLAND	63,263
12/10	W	31-13	@ Philadelphia	64,667
12/17	W	30-7	@ N.Y. Jets	52,532
1978 DIVISIONAL PLAYOFF				
12/30	W	27-20	ATLANTA	60,338
1978 NFC CHAMPIONSHIP GAME				
1/7/79	W	28-0	@ LA Rams	67,470
SUPER BOWL XIII (MIAMI)				
1/21/79	L	31-35	Pittsburgh	78,566

TEAM STATISTICS	DALLAS	OPP
FIRST DOWNS.....	342	232
Rushing.....	146	83
Passing.....	167	128
Penalty.....	29	21
Third Down-Made/Att.....	118/235	78/220
Third Down Efficiency.....	50.2	35.5
Fourth Down-Made/Att.....	4/8	8/13
TOTAL NET YARDS.....	5,959	4,009
Avg. Per Game.....	372.4	250.6
Total Plays.....	1,107	967
Avg. Per Play.....	5.4	4.21
NET YARDS RUSHING.....	2,783	1,721
Avg. Per Game.....	173.9	107.6
Total Rushes.....	625	477
Avg. Per Rush.....	4.5	3.6
NET YARDS PASSING.....	3,176	2,288
Sacked/Yards Lost.....	33/229	58/442
Gross Yards.....	3,405	2,730
Attempts/Completions.....	449/251	432/202
Pct. of Completions.....	55.9	46.8
Had Intercepted.....	17	23
PUNTS/AVERAGE.....	77/39.9	108/39.2
Net Punting Average.....	33.1	32.4
PUNT RET./AVG.....	63/8.0	40/7.8
KICKOFF RET./AVG.....	47/19.1	73/23.4
INT./AVG. RET.....	23/13.7	17/10.4
PENALTIES/YARDS.....	96/816	95/783
FUMBLES/BALL LOST.....	36/18	27/13
TOUCHDOWNS.....	48	25
Rushing.....	22	13
Passing.....	25	11
Returns.....	1	1
EXTRA POINTS/ATTEMPTS.....	46/48	23/25
FIELD GOALS/ATTEMPTS.....	16/26	11/22
AVG. TIME OF POSS.....	32:24	27:36

RUSHING	ATT	YDS	AVG	LG	TD
Dorsett	290	1,325	4.6	63	7
Newhouse	140	584	4.2	24	8
Laidlaw	75	312	4.2	59	3
Staubach	42	182	4.3	23	1
P. Pearson	25	104	4.2	18	0
Brinson	18	96	5.3	39	2
Dennison	14	75	5.4	23	1
Blackwell	9	37	4.1	13	0
D. Pearson	3	29	9.7	33	0
Hill	3	17	5.7	14	0
DuPree	1	15	15.0	15	0
D. White	5	7	1.4	4	0
Cowboys	625	2,783	4.5	63	22
Opponents	477	1,721	3.6	52	13

RECEIVING	NO	YDS	AVG	LG	TD
P. Pearson	47	526	11.2	34	0
Hill	46	823	17.9	54	6
D. Pearson	44	714	16.2	53	3
Dorsett	37	378	10.2	91	2
DuPree	34	509	15.0	38	9
Newhouse	20	176	8.8	24	2
Johnson	12	155	12.9	23	0
Laidlaw	6	108	18.0	44	1
Saldi	3	8	2.7	5	2
Dennison	1	6	6.0	6	0
Richards	1	2	2.0	2	0
Cowboys	251	3,405	13.6	91	25
Opponents	202	2,730	13.5	51	11

INTERCEPTIONS	NO	YDS	AVG	LG	TD
Barnes	5	72	14.4	38	0
Waters	4	61	15.3	22	0
Harris	4	26	6.5	23	0
Kyle	3	20	6.7	17	0
Hughes	2	80	40.0	56	0
Thurman	2	35	17.5	23	0
Cole	1	13	13.0	13	0
Martin	1	7	7.0	7	0
Breunig	1	2	2.0	2	0
Cowboys	23	316	13.7	56	0
Opponents	17	176	10.4	43	1

PUNTING	NO	YDS	AVG	TB	IN20	LG	BL	NET
D. White	77	3,076	39.9	11	16	56	1	33.1
Cowboys	77	3,076	39.9	11	16	56	1	33.1
Opp.	108	4,257	39.4	13	16	61	0	32.4
PUNT RETURNS	NO	FC	YDS	AVG	LG	TD		
Johnson	51	12	401	7.9	23	0		
Hill	11	0	101	9.2	20	0		
Thurman	1	0	0	0.0	0	0		
Cowboys	63	12	502	8.0	23	0		
Opponents	40	13	311	7.8	38	0		

KICKOFF RETURNS	NO	YDS	AVG	LG	TD
Johnson	29	603	20.8	56	0
Brinson	6	93	15.5	31	0
Blackwell	3	70	23.3	31	0
Dennison	3	63	21.0	24	0
Thurman	3	42	14.0	20	0
R. White	1	15	15.0	15	0
Lawless	1	10	10.0	10	0
Saldi	1	0	0.0	0	0
Cowboys	47	896	19.1	56	0
Opponents	73	1,709	23.4	57	0

PASSING	ATT	COMP	YDS	PCT	AVG	ATT	TD	PCT	INT	PCT	LG	SKS/YDS	RATING
Staubach	413	231	3,190	55.9	7.7	25	6	1.6	3.9	91	32/219	84.9	
D. White	34	20	215	58.8	6.3	0	0	1.2	2.9	35	1/10	65.3	
Hill	1	0	0	0.0	0.0	0	0	0.0	0.0	0	0/0	39.6	
Dorsett	1	0	0	0.0	0.0	0	0	0.0	0.0	0	0/0	42.3	
Cowboys	449	251	3,405	55.9	7.6	25	5.6	1.7	3.8	91	33/229	83.1	
Opponents	432	202	2,730	46.8	6.3	11	2.5	2.3	5.3	51	58/442	53.7	

SCORE BY QUARTERS	1	2	3	4	OT	T
Cowboys	58	121	118	84	3	384
Opponents	83	43	25	57	0	208

FIELD GOALS	11-19	20-29	30-39	40-49	50-60
Septien	2-3	8-8	3-5	6-11	0-0
Cowboys	2-3	8-8	3-5	6-11	0-0
Opponents	0-0	3-3	3-7	4-10	1-2

Septien: (18M,45M,48),(1,49M),(1,19),(22), (49M,47),(40M),(25),(30,39,24),(33M), (47M,24,26),(33,21,38M,44),(26), (44M,18,43M),(22)

Opponents: (37M),(42),(47M),(23,47M,44M,42M), (52,42,27),(37),(33M),(1,47M),(45,23,33), (1,1,48,53M),(46B,30,36B,39M),(1,0)

SCORING	TDR	TDP	TDR1	FG	PAT	S	TP
Septien	0	0	0	16/26	46/47	0	94
Dorsett	7	2	1a	0/0	0/0	0	60
Newhouse	8	2	0	0/0	0/0	0	60
DuPree	0	9	0	0/0	0/0	0	54
Hill	0	6	0	0/0	0/0	0	36
Laidlaw	3	1	0	0/0	0/0	0	24
D. Pearson	0	3	0	0/0	0/0	0	18
Brinson	2	0	0	0/0	0/0	0	12
Saldi	0	2	0	0/0	0/0	0	12
Dennison	1	0	0	0/0	0/0	0	6
Staubach	1	0	0	0/0	0/0	0	6
Waters	0	0	0	0/0	0/0	1+	2
Cowboys	22	25	1*	16/26	46/48	1	384
Opponents	13	11	1*	11/22	23/25	1#	282

a 54 fumble return vs. N. Y. Jets (12/17)

* sacked in end zone vs. Washington (10/2)

* Perry 43 int. return vs. Los Angeles (9/17)

Thaxton block punt out end zone vs. St. Louis (9/24)

\$ fumbled snap on PAT @ N.Y. Jets (12/17)

USUAL STARTERS

WR	Tony Hill	LE	Ed Jones
LT	Pat Donovan	LT	Jethro Pugh (13)
LG	Herb Scott	RT	Larry Cole (3)
C	John Fitzgerald	RE	Randy White
RG	Tom Raftery	RF	Harvey Martin
RT	Rayfield Wright (11)	LLB	Thomas Henderson
	Andy Frederick (3)	MLB	Bob Breunig
TE	Billy Joe DuPree	RLB	D.D. Lewis
WR	Drew Pearson	LCB	Benny Barnes
QB	Roger Staubach	RCB	Aaron Kyle
RB	Tony Dorsett	SS	Charlie Waters
FB	Robert Newhouse (12) Scott Laidlaw (4)	FS	Cliff Harris
		P	Danny White
K	Raphel Septien		

Pro Bowlers in Bold

1979 ★ DALLAS COWBOYS STATISTICS ★ 1979

STAFF PLAYERS 2019 SEASON RECORDS PLAYOFF RECORDS 1979 STATISTICS SIDELINES

FIRST PLACE, NFC EAST HEAD COACH: TOM LANDRY			
PRESEASON (3-2)			
Date	W/L	Score	Opponent
7/28	L	13-20	Oakland @ Canton
8/4	W	7-6	DENVER
8/12	L	17-27	@ Seattle
8/18	W	16-13	HOUSTON
8/25	W	16-14	PITTSBURGH
REGULAR SEASON (11-5)			
9/2	W	22-21	@ St. Louis
9/9	W	21-13	@ San Francisco
9/16	W	24-20	CHICAGO
9/24	L	7-26	@ Cleveland
9/30	W	38-13	CINCINNATI
10/7	W	36-20	@ Minnesota
10/14	W	30-6	L.A. RAMS
10/21	W	22-13	ST. LOUIS
10/28	L	3-14	@ Pittsburgh
11/4	W	16-14	@ N.Y. Giants
11/12	L	21-31	PHILADELPHIA
11/18	L	20-34	@ Washington
11/22	L	24-30	HOUSTON
12/2	W	28-7	N.Y. GIANTS
12/8	W	24-17	@ Philadelphia
12/16	W	35-34	WASHINGTON
1979 DIVISIONAL PLAYOFF			
12/30	L	19-21	L.A. RAMS

RUSHING	ATT	YDS	AVG	LG	TD
Dorsett	250	1,107	4.4	41	6
Newhouse	124	449	3.6	21	3
Springs	67	248	3.7	15	2
Laidlaw	69	236	3.4	15	3
Staubach	37	172	4.5	20	0
Brinson	14	48	3.6	10	0
D. Pearson	3	27	9.0	16	0
D. White	1	25	25.0	25	0
DuPre	2	19	9.5	20	0
Hill	2	18	9.9	12	0
P. Pearson	7	14	2.0	11	1
Johnson	1	13	13.0	13	0
Saldi	1	-1	-1.0	-1	0
Cowboys	578	2,375	4.1	41	15
Opponents	500	2,115	4.2	76	15

SCORE BY QUARTERS	1	2	3	4	OT	T
Cowboys	73	102	87	109	0	371
Opponents	87	88	60	78	0	313

FIELD GOALS	11-19	20-29	30-39	40-49	50+
Septien	0-0	7-7	7-11	3-8	2-3
Cowboys	0-0	7-7	7-11	3-8	2-3
Opponents	0-0	4-4	4-6	7-13	2-4

SEPTIEN	(37,50M,24,27)	(23,51)	(46,43M)	(34B,47M)	(26)	(34)	(32)	(51,47M,29)	(32, 32M)	(26,37,27)	(47M)	(34,37)	(44)	(34M,31M,46M)	(40,0)
Opponents:	(60M)	(30,35M,44)	(1,0)	(48,38)	(37,35)	(42,41)	(51,41,48M,40B)	(32M)	(48M)	(45M,59,52M,45M)	(44M,46,45)	(27)	(0)	(27)	(24,24)

SCORING	TDR	TOP	TDR%	FG	PAT	S	TP
Septien	0	0	0	19/29	40/44	0	97
Hill	0	10	0	0/0	0/0	0	60
D. Pearson	0	8	0	0/0	0/0	0	48
Dorsett	6	1	0	0/0	0/0	0	42
DuPre	0	5	0	0/0	0/0	0	30
Newhouse	3	1	0	0/0	0/0	0	24
Laidlaw	3	0	0	0/0	0/0	0	18
Springs	2	1	0	0/0	0/0	0	18
P. Pearson	1	1	0	0/0	0/0	0	12
Barnes	0	0	1a	0/0	0/0	0	6
Johnson	0	1	0	0/0	0/0	0	6
Saldi	0	1	0	0/0	0/0	0	6
Cowboys	15	29	1	19/29	40/45	0	371
Opponents	15	21	2*	17/27	34/38	0	313

TEAM STATISTICS	DALLAS	OPP
FIRST DOWNS	339	259
Rushing	122	105
Passing	195	135
Penalty	22	19
Third Down-Made/Att.	120/241	80/228
Third Down Efficiency	49.8	35.1
Fourth Down-Made/Att.	2/9	5/11
TOTAL NET YARDS	5,968	4,586
Avg. Per Game	373.0	286.6
Total Plays	1,122	978
Avg. Per Play	5.3	4.7
NET YARDS RUSHING	2,375	2,115
Avg. Per Game	148.4	132.2
Total Rushes	578	500
Avg. Per Rush	4.1	4.2
NET YARDS PASSING	3,593	2,471
Sacked/Yards Lost	41/290	43/362
Gross Yards	3,883	2,833
Attempts/Completions	503/287	435/207
Pct. of Completions	57.1	47.6
Had Intercepted	13	13
PUNTS/AVERAGE	76/41.7	96/40.8
Net Punting Average	36.0	35.7
PUNT RET./AVG.	51/6.5	34/7.4
KICKOFF RET./AVG.	68/19.4	68/23.2
INT./AVG. RET.	13/14.8	13/8.8
PENALTIES/YARDS	100/845	70/704
FUMBLES/BALL LOST	33/21	20/10
TOUCHDOWNS	45	38
Rushing	15	15
Passing	29	21
Returns	1	2
EXTRA POINTS/ATTEMPTS	40/45	34/38
FIELD GOALS/ATTEMPTS	19/29	17/27
AVG. TIME OF POSS.	32:57	27:03

INTERCEPTIONS	NO	YDS	AVG	LG	TD
Hughes	2	91	45.5	68	0
Harris	2	35	17.5	20	0
Barnes	2	20	10.0	11	0
Lewis	2	8	4.0	5	0
Kyle	2	0	0.0	0	0
Mitchell	1	36	36.0	36	0
Thornton	1	3	3.0	3	0
Thurman	1	0	0.0	0	0
Cowboys	13	193	14.8	68	0
Opponents	13	114	8.8	39	1

PUNTING	NO	YDS	AVG	TD	IN20	LG	BL	NET
D. White	76	3,168	41.7	9	21	73	0	36.0
Cowboys	76	3,168	41.7	9	21	73	0	36.0
Opp.	96	3,921	40.8	8	17	72	0	35.7

PUNT RETURNS	NO	FC	YDS	AVG	LG	TD
Wilson	35	12	236	6.8	13	0
Manning	10	2	55	5.5	17	0
Hill	6	1	43	7.2	12	0
Cowboys	51	15	334	6.5	17	0
Opponents	34	18	252	7.4	31	0

KICKOFF RETURNS	NO	YDS	AVG	LG	TD
Springs	38	780	20.5	70	0
Wilson	19	328	17.2	26	0
Manning	7	145	20.7	47	0
Brinson	2	29	14.5	17	0
Hill	1	32	32.0	32	0
Huther	1	8	8.0	8	0
Cowboys	68	1,322	19.4	70	0
Opponents	68	1,580	23.2	106	1

a 33 fumble return vs. Minnesota (10/7)
* Darden 39 interception return vs. Cleveland (9/24)
Green 108 kickoff return vs. St. Louis (10/21)

USUAL STARTERS			
WR	Tony Hill	LE	Larry Cole (12)
LT	Pat Donovan		John Dutton (4)
LG	Herb Scott	LT	Dave Stalls (12)
C	John Fitzgerald		Larry Cole (4)
RG	Tom Raftery	RT	Randy White
RT	Jim Cooper (11)	RE	Harvey Martin
	Rayfield Wright (5)	LLB	Thomas Henderson (10)
TE	Billy Joe DuPre		Mike Hegman (5)
WR	Drew Pearson	MLB	Bob Breunig
QB	Roger Staubach	RLB	D.D. Lewis
RB	Tony Dorsett	LCB	Benny Barnes
FB	Robert Newhouse (12)	RCB	Aaron Kyle
	Scott Laidlaw (3)	SS	Randy Hughes
		FS	Ciff Harris
K	Raphael Septien		
P	Danny White		

Pro Bowlers in Bold

PASSING	ATT	COMP	YDS	PCT	AVG	TD	PCT INT	PCT INT	LG	SKS/YDS	RATING
Staubach	461	267	3,586	57.9	7.8	27	5.9	11	2.4	751	36/240 92.4
D. White	39	19	267	48.7	6.9	1	2.6	2	5.1	45	4/46 58.6
Springs	3	1	30	33.0	10.0	1	3.3	0	0.0	30f	1/4 111.0
Cowboys	503	287	3,883	57.1	7.7	29	5.8	13	2.6	751	41/290 90.3
Opponents	435	207	2,833	47.6	6.5	21	4.8	13	3.0	641	43/362 72.4

1980 ★ DALLAS COWBOYS STATISTICS ★ 1980

SECOND PLACE, NFC EAST
HEAD COACH: TOM LANDRY

PRESEASON (3-1)

Date	W/L	Score	Opponent	Att.
8/9	W	17-14	GREEN BAY	54,876
8/16	W	19-16	@ LA Rams	63,283
8/23	W	20-13	HOUSTON	63,658
8/30	L	10-31	PITTSBURGH	62,795

REGULAR SEASON (12-4)

Date	W/L	Score	Opponent	Att.
9/8	W	17-3	@ Washington	55,045
9/14	L	20-41	@ Denver	74,919
9/21	W	28-17	TAMPA BAY	62,750
9/28	W	28-7	@ Green Bay	54,776
10/5	W	24-3	N.Y. GIANTS	59,126
10/12	W	59-14	SAN FRANCISCO	63,399
10/19	L	10-17	@ Philadelphia	70,696
10/26	W	42-31	SAN DIEGO	60,639
11/2	W	27-24	@ St. Louis	50,701
11/9	L	35-38	@ N.Y. Giants	68,343
11/16	W	31-21	ST. LOUIS	52,567
11/23	W	14-10	WASHINGTON	58,809
11/27	W	51-7	SEATTLE	57,540
12/7	W	19-13	@ Oakland	53,194
12/15	L	14-38	@ LA Rams	65,154
12/21	W	35-27	PHILADELPHIA	62,548

1980 WILD CARD GAME

12/28	W	34-13	L.A. RAMS	64,533
-------	---	-------	-----------	--------

1980 DIVISIONAL PLAYOFF

1/4/81	W	30-27	@ Atlanta	60,022
--------	---	-------	-----------	--------

1980 NFC CHAMPIONSHIP GAME

1/11/81	L	7-20	@ Philadelphia	70,696
---------	---	------	----------------	--------

TEAM STATISTICS	DALLAS	OPP
FIRST DOWNS.....	337	296
Rushing.....	143	98
Passing.....	171	160
Penalty.....	23	28
Third Down-Made/Att.....	130/243	88/222
Third Down Efficiency.....	53.5	39.6
Fourth Down-Made/Att.....	5/11	7/15
TOTAL NET YARDS.....	5,468	5,279
Avg. Per Game.....	341.8	329.9
Total Plays.....	1,075	996
Avg. Per Play.....	5.1	5.3
NET YARDS RUSHING.....	2,346	2,069
Avg. Per Game.....	146.6	129.3
Total Rushes.....	594	469
Avg. Per Rush.....	4.0	4.4
NET YARDS PASSING.....	3,104	3,205
Sacked/Yards Lost.....	31/252	43/358
Gross Yards.....	3,356	3,563
Attempts/Completions.....	449/265	484/231
Pct. of Completions.....	59.6	47.7
Had Intercepted.....	25	27
PUNTS/AVERAGE.....	71/40.8	76/43.5
Net Punting Average.....	34.8	34.7
PUNT RET./AVG.....	55/10.1	31/6.6
KICKOFF RET./AVG.....	58/21.7	73/21.5
INT./AVG. RET.....	27/19.4	25/7.2
PENALTIES/YARDS.....	107/908	106/989
FUMBLES/BALL LOST.....	27/14	33/20
TOUCHDOWNS.....	60	38
Rushing.....	26	15
Passing.....	30	21
Returns.....	4	2
EXTRA POINTS/ATTEMPTS.....	59/60	38/38
FIELD GOALS/ATTEMPTS.....	11/17	15/28
AVG. TIME OF POSS.....	32:46	27:14

RUSHING	ATT	YDS	AVG	LG	TD
Dorsett	278	1,185	4.3	56	11
Newhouse	118	451	3.8	29	6
Springs	89	326	3.7	20	6
J. Jones	41	135	3.4	9	0
D. White	27	114	4.2	48	4
Newsome	23	73	3.1	23	2
D. Pearson	3	31	10.3	32	0
Hill	4	27	6.8	15	0
DuPree	4	19	4.8	11	0
Carano	4	6	1.5	5	0
P. Pearson	3	6	2.0	2	0

Cowboys	594	2,373	4.0	56	26
Opponents	469	2,069	4.4	51	15

RECEIVING	NO	YDS	AVG	LG	TD
Hill	60	1,055	17.6	58	8
D. Pearson	43	568	13.2	30	6
Dorsett	34	263	7.7	27	0
DuPree	29	312	10.8	39	7
Saldi	25	311	12.4	43	1
P. Pearson	20	213	10.7	20	2
Johnson	19	263	13.7	29	4
Springs	15	212	14.1	58	1
Newhouse	8	75	9.4	18	0
J. Jones	5	39	7.8	16	0
Newsome	4	43	10.6	16	0
Cosbie	2	11	5.5	5	1
D. White	1	-9	-9.0	-9	0

Cowboys	265	3,356	12.7	58	30
Opponents	231	3,563	15.4	69	21

INTERCEPTIONS	NO	YDS	AVG	LG	TD
Thurman	5	114	22.8	78	1
Waters	5	78	15.6	29	0
Wilson	4	82	20.5	35	0
Mitchell	3	56	18.7	56	0
Breung	3	34	11.3	15	0
Dickerson	2	46	23.0	34	0
Hegman	2	2	1.0	2	0
Cole	1	43	43.0	43	1
Dutton	1	38	38.0	38	1
Barnes	1	30	30.0	30	0

PUNTING	NO	YDS	AVG	TB	IN20	LG	BL	NET
D. White	71	2,903	40.9	11	7	58	0	34.8
Cowboys	71	2,903	40.9	11	7	58	0	34.8
Opp.	76	3,304	43.5	6	14	58	0	34.7

PUNT RETURNS	NO	FC	YDS	AVG	LG	TD
J. Jones	54	4	548	10.1	52	0
Solomon	1	0	8	8.0	8	0
Cowboys	55	4	556	10.1	52	0
Opponents	31	10	206	6.6	27	0

KICKOFF RETURNS	NO	YDS	AVG	LG	TD
J. Jones	32	720	22.5	41	0
Newsome	12	293	24.4	36	0
Wilson	7	139	19.9	34	0
Hurt	4	71	17.8	24	0
Saldi	1	23	23.0	23	0
Cosbie	1	13	13.0	13	0
Touchdowns	1	0	0.0	0	0
Cowboys	58	1,259	21.7	41	0
Opponents	73	1,568	21.5	53	0

PASSING	ATT	COMP	YDS	PCT	AVG	TD	PCT	PCT	LG	SKS/YDS	RATING	
D. White	436	260	3,287	59.6	7.5	28	6.4	25	5.7	58	31/252	80.8
Carano	12	5	69	41.7	5.8	2	16.6	0	0.0	25	0/0	60.8
Dorsett	1	0	0	0.0	0.0	0	0	0	0.0	0	0/0	39.6
Cowboys	449	265	3,356	59.0	7.5	30	6.7	25	5.7	58	31/252	81.0
Opponents	484	231	3,563	47.7	7.4	21	4.3	27	5.6	69	43/358	63.5

SCORE BY QUARTERS	1	2	3	4	OT	T
Cowboys	96	153	86	119	0	454
Opponents	66	123	44	78	0	311

FIELD GOALS	11-19	20-29	30-39	40-49	50+
Septien	1-1	3-4	6-6	0-3	1-3
Cowboys	1-1	3-4	6-6	0-3	1-3
Opponents	1-1	5-8	3-7	4-9	2-3

Septien: (19),(30,37),(0),(0),(38,27),(26,40M), (33),(43M,42M,44M),(28,32),(0),(23),(0),(0),(52,34),(51M),(0)

Opponents: (45M,29M,45),(46,55),(22,35M),(0),(33M,53M,51),(0),(35,38M),(45,45M),(42),(27),(44M),(34),(0),(22,41M,38),(33M,27),(43M,27M,29,25M,19)

SCORING	TDR	TDP	TDR1	FG	PAT	S	TP	
Septien	0	0	0	0	11/17	59/60	0	92
Dorsett	11	0	0	0/0	0/0	0	66	
Hill	0	8	0	0/0	0/0	0	48	
Springs	6	1	0	0/0	0/0	0	42	
DuPree	0	7	0	0/0	0/0	0	42	
Newhouse	6	0	0	0/0	0/0	0	36	
D. Pearson	0	6	0	0/0	0/0	0	36	
Johnson	0	4	0	0/0	0/0	0	24	
Newsome	2	0	0	0/0	0/0	0	12	
P. Pearson	0	2	0	0/0	0/0	0	12	
Cosbie	0	1	0	0/0	0/0	0	6	
Saldi	0	1	0	0/0	0/0	0	6	
Thurman	0	0	1a	0/0	0/0	0	6	
Dutton	0	0	1b	0/0	0/0	0	6	
Hegman	0	0	1c	0/0	0/0	0	6	
Cole	0	0	1d	0/0	0/0	0	6	
D. White	1	0	0	0/0	0/0	0	6	
Cowboys	26	30	4	11/17	59/60	1	454	
Opponents	15	21	2*	15/28	38/38	0	311	

- a 78 interception return vs. St. Louis (11/2)
 b 38 interception return vs. N.Y. Giants (10/5)
 c 0 fumble return in end zone vs. Philadelphia (10/19)
 d 43 interception return vs. Washington (11/23)
 + Zorn grounding in end zone vs. Seattle (11/27)

* Thompson 32 fumble return vs. Denver (9/14)
 Lowe 16 interception return vs. San Diego (10/26)

USUAL STARTERS

WR	Tony Hill (13)	LE	Ed Jones
	Jay Saldi (3)	LT	Larry Cole
LG	Pat Donovan	RT	Randy White
LT	Herb Scott	RE	Mike Hegman
C	John Fitzgerald	MLB	Mike Hegman
RG	Tom Rafferty	MLB	Bob Breung
RT	Jim Cooper	RCB	D.D. Lewis
TE	Billy Joe DuPree	LCB	Steve Wilson (10)
WR	Drew Pearson	RCB	Benny Barnes (6)
QB	Danny White	RCB	Aaron Mitchell
RB	Tony Dorsett	SS	Charlie Waters
FB	Robert Newsome (10)	FS	Dennis Thurman
	Ron Springs (5)		
K	Raphel Septien	Pro Bowlers in Bold	
P	Danny White		

1981 ★ DALLAS COWBOYS STATISTICS ★ 1981

STAFF PLAYERS 2019 SEASON RECORDS PLAYOFF RECORDS STATISTICS 1981 SIDELINES

FIRST PLACE, NFC EAST HEAD COACH: TOM LANDRY			
PRESEASON (2-2)			
Date	W/L	Score	Opponent
8/8	L	17-21	GREEN BAY
8/15	L	21-33	@ LA Rams
8/22	W	24-14	PITTSBURGH
8/29	W	28-20	HOUSTON
REGULAR SEASON (12-4)			
9/6	W	26-10	@ Washington
9/13	W	30-17	ST. LOUIS
9/21	W	35-21	@ New England
9/27	W	18-10	N.Y. GIANTS
10/4	L	17-20	@ St. Louis
10/11	L	14-45	@ San Francisco
10/18	W	29-17	L.A. RAMS
10/25	W	28-27	MIAMI
11/1	W	17-14	@ Philadelphia
11/9	W	27-14	BUFFALO
11/15	L	24-27	@ Detroit
11/22	W	24-10	WASHINGTON
11/26	W	10-9	CHICAGO
12/6	W	37-13	@ Baltimore
12/13	W	21-10	PHILADELPHIA
12/19	L	10-13	@ N.Y. Giants (OT)
1981 DIVISIONAL PLAYOFF			
1/2/82	W	38-0	TAMPA BAY
1981 NFC CHAMPIONSHIP GAME			
1/10/82	L	27-28	@ San Francisco

TEAM STATISTICS			DALLAS	OPP
FIRST DOWNS	321	286
Rushing	137	107
Passing	158	160
Penalty	26	18
Third Down-Made/Att.	99/244	72/211
Third Down Efficiency	40.6	34.1
Fourth Down-Made/Att.	5/11	7/15
TOTAL NET YARDS	5,880	5,419
Avg. Per Game	367.5	338.7
Total Plays	1,100	1,021
Avg. Per Play	5.3	5.3
NET YARDS RUSHING	2,711	2,049
Avg. Per Game	169.4	128.0
Total Rushes	630	468
Avg. Per Rush	4.3	4.4
NET YARDS PASSING	3,169	3,370
Sacked/Yards Lost	31/245	42/347
Gross Yards	3,414	3,717
Attempts/Completions	439/241	511/236
Pct. of Completions	54.9	46.2
Had Intercepted	15	37
PUNTS/AVERAGE	83/40.3	80/41.1
Net Punting Average	35.8	36.4
PUNT RET./AVG.	45/5.2	38/6.1
KICKOFF RET./AVG.	54/18.2	71/21.2
INT./AVG. RET.	37/13.0	15/8.3
PENALTIES/YARDS	103/839	104/837
FUMBLES/BALL LOST	45/20	43/16
TOUCHDOWNS	40	34
Rushing	15	16
Passing	24	17
Returns	1	1
EXTRA POINTS/ATTEMPTS	40/40	31/34
FIELD GOALS/ATTEMPTS	27/35	14/29
AVG. TIME OF POSS.	31:47	28:13

RUSHING					
Dorsett	342	1,646	4.8	75t	4
Springs	172	625	3.6	16	10
J. Jones	34	183	5.3	59t	1
D. White	38	104	2.7	17	0
Newsome	13	38	2.9	7	0
Newhouse	14	33	2.3	6	0
Cosbie	4	33	8.3	15	0
Pearson	3	31	10.3	25	0
DuPree	1	12	12.0	12	0
Carano	8	9	1.1	11	0
Hill	1	3	3.0	3	0
Cowboys	630	2,711	4.3	75t	15
Opponents	468	2,049	4.4	38t	16

RECEIVING					
Hill	46	953	20.7	63t	4
Springs	46	359	7.8	32t	2
Pearson	38	614	16.2	42t	3
Dorsett	32	325	10.2	73t	2
Johnson	25	552	22.1	55	5
DuPree	19	214	11.3	33t	2
Cosbie	17	225	13.2	28t	5
Saldi	8	82	10.2	14t	1
J. Jones	6	37	6.2	16	0
Donley	3	32	10.7	17	0
Newhouse	1	21	21.0	21	0
Cowboys	241	3,414	14.2	73t	24
Opponents	236	3,717	15.8	81t	17

INTERCEPTIONS					
Walls	11	133	12.1	33	0
Thurman	9	187	20.8	96	0
Downs	7	81	11.6	21	0
Waters	3	21	7.0	21	0
Breunig	2	8	4.0	8	0
Wilson	2	0	0.0	0	0
Brown	1	28	28.0	28	0
Barnes	1	24	24.0	24	0
Lewis	1	0	0.0	0	0
Cowboys	37	482	13.0	96	0
Opponents	15	124	8.3	41	0

PUNTING					
D. White	81	3,284	40.8	7	19
Septien	2	62	31.0	0	33
Cowboys	83	3,346	40.3	7	19
Opp.	80	3,289	41.1	7	17

PUNT RETURNS					
J. Jones	33	2	188	5.7	17
Fellows	11	1	44	4.4	10
Donley	1	0	3	3.0	3
Thurman	0	1	0	0.0	0
Wilson	0	1	0	0.0	0
Cowboys	45	5	235	5.2	17
Opponents	38	8	231	6.1	21

KICKOFF RETURNS					
J. Jones	27	517	19.1	33	0
Newsome	12	228	19.0	27	0
Fellows	8	170	21.3	31	0
Newhouse	3	34	10.4	12	0
Wilson	2	32	16.0	17	0
Cosbie	1	0	0.0	0	0
Cowboys	54	981	18.2	33	0
Opponents	71	1,508	21.2	65	0

SCORE BY QUARTERS									
Cowboys	91	108	57	111	0	367			
Opponents	61	81	79	53	0	277			

FIELD GOALS					
Septien	1-1	11-11	8-9	7-12	0-2
Cowboys	1-1	11-11	8-9	7-12	0-2
Opponents	2-2	2-5	3-6	7-14	1-2

Septien: (29,42,23,18),(47,32,25), (26,40M,26,26,25),(36,20,21),(26,0), (40,39),(48M),(39), (47,31),(43),(25,35M), (41,50M,42M),(42,35,31),(47M,43M), (60M,36)

Opponents: (47M,42),(44M,24),(43M), (36M,42,58M),(19,37),(18,40),(40,0), (34M),(0),(37,47),(27M,26,47M), (43,40M,49M),(0),(49M,50), (21M,27M,40,33M,35)

SCORING									
Septien	0	0	0	27/35	40/40	0	121		
Springs	10	2	0	0/0	0/0	0	72		
Dorsett	4	2	0	0/0	0/0	0	36		
Johnson	0	5	0	0/0	0/0	0	30		
Cosbie	0	5	0	0/0	0/0	0	30		
Hill	0	4	0	0/0	0/0	0	24		
Pearson	0	3	0	0/0	0/0	0	18		
DuPree	0	2	0	0/0	0/0	0	12		
Saldi	0	1	0	0/0	0/0	0	6		
Barnes	0	0	1a	0/0	0/0	0	6		
J. Jones	1	0	0	0/0	0/0	0	6		
Team	0	0	0	0/0	0/0	0	6		
Cowboys	15	24	1	27/35	40/40	0	367		
Opponents	16	17	1*	14/29	31/34	0	277		

a 72 fumble return vs. San Francisco (10/11)

* Lott 41 interception return vs. San Francisco (10/11)

USUAL STARTERS			
WR	Tony Hill (9)	LE	Ed Jones
	Butch Johnson (6)	LT	John Dutton
LT	Pat Donovan	RT	Randy White
LG	Herb Scott	RE	Harvey Martin
C	Tom Rafferty (13)	LLB	Mike Hegman (10)
	Robert Shaw (3)		Guy Brown (6)
RG	Kurt Peterson	MLB	Bob Breunig
RT	Jim Cooper	RLB	D.D. Lewis
TE	Billy Joe DuPree	LCB	Erverson Walls (12)
WR	Drew Pearson		Steve Wilson (4)
QB	Danny White	RCB	Dennis Thurman
RB	Tony Dorsett	SS	Charlie Waters
FB	Ron Springs (13)	FS	Michael Downs
	Jay Saldi (3)		
K	Raphel Septien	Pro Bowlers in Bold	
P	Danny White		

PASSING	ATT	COMP	YDS	PCT	AVG	TD	PCT		LG	SKS/YDS	RATING	
							INT	INT				
D. White	391	223	3,098	57.0	7.9	22	5.6	13	3.3	73t	30/234	87.5
Carano	45	16	235	35.5	5.2	1	2.2	2	2.2	55	1/1	51.6
Pearson	2	2	81	100.0	40.5	1	50.0	0	0.0	59	0/0	121.0
Springs	1	0	0	0.0	0.0	0	0	1	0.0	0	0/0	0.0
Cowboys	439	241	3,414	54.9	7.8	24	5.5	15	3.4	73t	31/245	84.4
Opponents	511	236	3,717	46.2	7.3	17	3.3	37	7.2	81t	42/347	51.9

1983 ★ DALLAS COWBOYS STATISTICS ★ 1983

STAFF PLAYERS 2019 SEASON RECORDS PLAYOFF RECORDS STATISTICS 1983 SIDELINES

SECOND PLACE, NFC EAST HEAD COACH: TOM LANDRY

PRESEASON (3-1)			
Date	W/L	Score	Opponent
8/6	W	20-17	MIAMI
8/15	W	30-7	@ LA Rams
8/20	L	7-24	PITTSBURGH
8/27	W	34-31	HOUSTON

REGULAR SEASON (12-4)			
Date	W/L	Score	Opponent
9/5	W	31-30	@ Washington
9/11	W	34-17	@ St. Louis
9/18	W	28-13	N.Y. GIANTS
9/25	W	21-20	NEW ORLEANS
10/2	W	37-24	@ Minnesota
10/9	W	27-24	TAMPA BAY (OT)
10/16	W	37-7	PHILADELPHIA
10/23	L	38-40	L.A. RAIDERS
10/30	W	38-20	@ N.Y. Giants
11/6	W	27-20	@ Philadelphia
11/13	L	23-24	@ San Diego
11/20	W	41-21	KANSAS CITY
11/24	W	35-17	ST. LOUIS
12/4	W	35-10	@ Seattle
12/11	L	10-31	WASHINGTON
12/19	L	17-42	@ San Francisco

1983 WILD CARD GAME			
Date	W/L	Score	Opponent
12/26	L	17-24	L.A. RAMS

RUSHING	ATT	YDS	AVG	LG	TD
Dorsett	289	1,321	4.6	77	8
Springs	149	541	3.6	19	7
Newsome	44	185	4.2	20	2
Newhouse	9	34	3.8	8	0
D. White	18	31	1.7	22	4
Pearson	2	13	6.5	10	0
T. Hill	1	2	2.0	2	0
Johnson	1	0	0.0	0	0
Hogeboom	6	-10	-1.7	-1	0

RECEIVING	NO	YDS	AVG	LG	TD
Springs	73	589	8.1	80t	1
T. Hill	49	801	16.4	75t	7
Pearson	47	545	11.6	32	5
Cosbie	46	588	12.8	61t	6
Johnson	41	561	13.7	46	3
Dorsett	40	287	7.2	19	1
Donley	18	370	20.6	47	2
Newsome	18	250	13.9	52t	4
DuPree	12	142	11.8	28	1
D. White	1	15	15.0	15t	1
Rafferty	1	8	8.0	8	0

INTERCEPTIONS	NO	YDS	AVG	LG	TD
Thurman	6	49	8.2	34	0
Fellows	5	139	27.8	58t	1
Downs	4	80	20.0	28	0
Walls	4	70	17.5	37	0
Clinkscale	2	68	34.0	68t	1
T. Hill	2	12	6.0	12	0
Bates	1	29	29.0	29	0
Jones	1	12	12.0	12	0
Dickerson	1	8	8.0	8	0
Breunig	1	0	0.0	0	0

PUNTING	NO	YDS	AVG	TD	INT	LG	BL	NET
D. White	38	1,543	40.6	3	6	50	1	36.0
Warren	39	1,551	39.8	1	8	54	0	32.0
Miller	5	178	35.6	0	2	43	0	31.2

PUNT RETURNS	NO	FC	YDS	AVG	LG	TD
R. Hill	30	2	232	7.7	37	0
Fellows	10	3	75	7.5	14	0
Allen	9	1	153	17.0	68t	1
Donley	1	0	1	1.0	1	0
Newhouse	1	0	0	0.0	0	0

KICKOFF RETURNS	NO	YDS	AVG	LG	TD
Fellows	43	855	19.9	53	0
R. Hill	13	243	18.7	40	0
Allen	8	178	22.3	31	0
Cosbie	2	17	8.5	10	0
Newsome	1	28	28.0	28	0
McSwain	1	17	17.0	17	0
Springs	1	13	13.0	13	0
Huffer	1	0	0.0	0	0

PASSING	ATT	COMP	YDS	PCT	ATT	TD	INT	LG	SKS/YDS	RATING		
D. White	533	334	3,980	62.7	7.5	29	5.4	23	4.3	80t	37/314	85.6
Hogeboom	17	11	161	64.7	9.5	1	5.9	1	5.9	24	0/0	90.6
Springs	2	1	15	50.0	7.5	1	50.0	0	0.0	15t	0/0	121.0
Dorsett	1	0	0	0.0	0.0	0	0.0	0	0.0	0	0/0	39.6
Pearson	1	0	0	0.0	0.0	0	0.0	1	100.0	0	0/0	39.6

SCORE BY QUARTERS	1	2	3	4	OT	T
Cowboys	75	154	79	168	3	479
Opponents	120	84	70	86	0	360

FIELD GOALS	11-19	20-29	30-39	40-49	50+
Septien	0-0	5-5	8-8	9-12	0-2
Cowboys	0-0	5-5	8-8	9-12	0-2
Opponents	2-2	8-8	7-8	4-8	1-4

Septien: (26),(45,24),(1),(41,34),(45,53M,45,35), (41,48M,42),(31,46,34),(23),(42M,36), (39,23),(50M,37),(25,40),(0),(1),(35), (47,46M)
Opponents: (23,30,39,31M),(23),(31,27), (45M,19,42,43B),(41),(48,47M),(1), (37,24,26,(56),(27,29),(52M,19,37),(37), (51M),(42),(54),(49M,38),(52M)

SCORING	TDR	TOP	TDR1	FG	PAT	S	TP
Septien	0	0	0	22/27	57/59	0	123
Dorsett	8	1	0	0/0	0/0	0	54
Springs	7	1	0	0/0	0/0	0	48
T. Hill	0	7	0	0/0	0/0	0	42
Cosbie	0	6	0	0/0	0/0	0	36
Newsome	2	4	0	0/0	0/0	0	36
Pearson	0	5	0	0/0	0/0	0	30
D. White	4	1	0	0/0	0/0	0	30
Johnson	0	3	0	0/0	0/0	0	18
Donley	0	2	0	0/0	0/0	0	12
Fellows	0	0	2a	0/0	0/0	0	12
Allen	0	0	1b	0/0	0/0	0	6
Downs	0	0	1d	0/0	0/0	0	6
DuPree	0	1	0	0/0	0/0	0	6
Hegman	0	0	1e	0/0	0/0	0	6
Thurman	0	0	1f	0/0	0/0	0	6
Dickerson	0	0	0	0/0	0/0	1+	2

- a 62 blocked FG return vs. New Orleans (9/25)
- 58 interception return vs. Minnesota (10/2)
- b 68 punt return vs. Kansas City (11/20)
- c 68 interception return vs. New York (9/18)
- d 10 fumble return vs. New York (9/18)
- e 9 fumble return vs. Los Angeles (10/23)
- f 0 fumble recovery vs. St. Louis (9/11)
- + tackle stabler in end zone vs. New Orleans (9/25)

* Nelson 21 blocked punt return vs. S.D. (11/13)
Wright 48 int. return vs. San Francisco (12/19)
McLemore 56 punt return vs. San Francisco (12/19)

USUAL STARTERS

WR	Tony Hill (9)	LE	Ed Jones
LT	Butch Johnson (3)	LT	John Dutton
LG	Billy Joe DuPree (3)	RT	Randy White
LG	Pat Donovan	RE	Harvey Martin
LT	Herb Scott	LLB	Mike Hegman
C	Tom Rafferty	MLB	Bob Breunig
RG	Kurt Peterson	RLB	Anthony Dickerson
RT	Jim Cooper	LCB	Everson Sullivan
TE	Doug Cosbie	RCB	Dennis Thurman
WR	Drew Pearson	SS	Dextor Clinkscale
QB	Danny White	FS	Michael Downs
RB	Tony Dorsett	P	Danny White (10)
FB	Ron Springs		John Warren (3)

K Raphael Septien *Pro Bowlers in Bold*

1984 ★ DALLAS COWBOYS STATISTICS ★ 1984

FOURTH PLACE, NFC EAST
HEAD COACH: TOM LANDRY

PRESEASON (3-1)				
Date	W/L	Score	Opponent	Att.
8/4	W	31-17	GREEN BAY	43,371
8/11	W	24-13	@ San Diego	50,740
8/16	L	10-20	PITTSBURGH	55,658
8/25	W	31-24	HOUSTON	53,877
REGULAR SEASON (9-7)				
9/3	W	20-13	@ LA Rams	65,403
9/9	L	7-28	@ N.Y. Giants	75,921
9/16	W	23-17	PHILADELPHIA	64,521
9/23	W	20-6	GREEN BAY	64,222
9/30	W	23-14	@ Chicago	63,623
10/7	L	20-31	ST. LOUIS	61,438
10/14	L	14-34	@ Washington	55,431
10/21	W	30-27	NEW ORLEANS (OT)	50,966
10/28	W	22-3	INDIANAPOLIS	58,724
11/4	L	7-19	N.Y. GIANTS	60,235
11/11	W	24-17	@ St. Louis	48,721
11/18	L	3-14	@ Buffalo	74,391
11/22	W	20-17	NEW ENGLAND	55,341
12/2	W	26-10	@ Philadelphia	66,322
12/9	L	28-30	WASHINGTON	64,286
12/17	L	21-28	@ Miami	74,139

TEAM STATISTICS	DALLAS	OPP
FIRST DOWNS.....	323	283
Rushing.....	93	106
Passing.....	202	155
Penalty.....	28	22
Third Down-Made/Att.....	83/236	83/247
Third Down Efficiency.....	34.9	33.6
Fourth Down-Made/Att.....	3/7	5/16
TOTAL NET YARDS.....	5,320	5,036
Avg. Per Game.....	332.5	314.8
Total Plays.....	1,121	1,094
Avg. Per Play.....	4.8	4.6
NET YARDS RUSHING.....	1,714	2,226
Avg. Per Game.....	107.1	139.1
Total Rushes.....	469	510
Avg. Per Rush.....	3.7	4.4
NET YARDS PASSING.....	3,606	2,810
Sacked/Yards Lost.....	48/389	57/390
Gross Yards.....	3,995	3,200
Attempts/Completions.....	604/322	527/250
Pct. of Completions.....	53.3	47.4
Had Intercepted.....	26	28
PUNTS/AVERAGE.....	108/38.2	99/42.8
Net Punting Average.....	34.0	36.3
PUNT RET./AVG.....	54/8.3	55/4.2
KICKOFF RET./AVG.....	63/19.0	65/20.2
INT./AVG. RET.....	28/10.6	26/14.7
PENALTIES/YARDS.....	100/947	93/854
FUMBLES/BALL LOST.....	35/17	35/16
TOUCHDOWNS.....	34	36
Rushing.....	12	8
Passing.....	19	23
Returns.....	3	5
EXTRA POINTS/ATTEMPTS.....	33/34	35/36
FIELD GOALS/ATTEMPTS.....	23/29	19/28
AVG TIME OF POSSESSION.....	29:06	31:06

	PASSING	ATT	COMP	YDS	PCT	AVG	PCT	PCT	INT	INT	LG	SKS/YDS	RATING
Hogeboom	367	195	2,366	53.1	6.5	7	1.9	14	3.8	68t	26/211	63.7	
D. White	233	126	1,580	54.1	6.8	11	4.7	11	4.7	66t	22/178	71.5	
Renfro	2	1	49	50.0	24.5	1	50.0	0	0.0	49t	0/0	135.4	
Springs	1	0	0	0.0	0.0	0	0.0	0	0.0	0	0/0	39.6	
Dorsett	1	0	0	0.0	0.0	0	0.0	1	100.0	0	0/0	0.0	
Cowboys	604	322	3,995	53.3	6.6	19	3.2	26	4.3	68t	48/389	66.6	
Opponents	527	250	3,200	47.4	6.1	23	4.4	28	5.3	80t	57/390	59.3	

RUSHING	ATT	YDS	AVG	LG	TD
Dorsett	302	1,189	3.9	31	6
Newsome	66	268	4.1	30	5
Springs	68	197	2.9	16	1
D. White	6	21	3.5	8	0
Hogeboom	15	19	1.3	11	0
J. Jones	8	13	1.6	6	0
T. Hill	1	7	7.0	7	0
Donley	2	5	2.5	6	0
Smith	1	-5	-5.0	-5	0
Cowboys	469	1,714	3.7	31	12
Opponents	510	2,226	4.4	85	8

RECEIVING	NO	YDS	AVG	LG	TD
Cosbie	60	789	13.2	36	4
Hill	58	864	14.9	66t	5
Dorsett	51	459	9.0	68t	1
Springs	46	454	9.9	57t	3
Renfro	35	583	16.7	60t	2
Donley	32	473	14.8	49t	2
Newsome	26	263	10.1	29	0
J. Jones	7	57	8.1	19	1
Cornwell	2	23	11.5	13	1
Harris	1	9	9.0	9	0
Phillips	1	6	6.0	6	0
Pozderac	1	1	1.0	1	0
Carmichael	1	7	7.0	7	0
Smith	1	7	7.0	7	0
Cowboys	322	3,995	12.4	68t	19
Opponents	250	3,200	12.8	80t	23

INTERCEPTIONS	NO	YDS	AVG	LG	TD
Downs	7	126	18.0	27t	1
Thurman	5	81	16.2	43	1
Clintkscale	3	32	10.7	23	0
Walls	3	12	4.0	12	0
Fellows	3	3	1.0	3	0
Hegman	3	3	1.0	3	0
Lockhart	1	32	32.0	32	0
Scott	1	5	5.0	5	0
Bates	1	3	3.0	3	0
Dickerson	1	0	0.0	0	0
Cowboys	28	297	10.6	43	2
Opponents	26	372	14.3	49t	4

PUNTING	NO	YDS	AVG	TB	INT	LG	BL	NET
D. White	82	3,151	38.4	8	21	54	0	36.0
Warren	21	799	38.1	3	4	48	0	32.0
Miller	5	173	34.6	0	1	41	0	21.2
Cowboys	108	4,123	38.2	11	25	54	0	34.0
Opp.	99	4,236	42.8	10	23	59	1	36.3

PUNT RETURNS	NO	FC	YDS	AVG	LG	TD
Allen	54	15	446	8.3	18	0
Cowboys	54	15	446	8.3	18	0
Opponents	55	19	230	4.2	19	0

KICKOFF RETURNS	NO	YDS	AVG	LG	TD
Allen	33	666	20.2	34	0
McSwain	20	403	20.2	32	0
Fellows	6	94	15.7	23	0
Salonen	2	30	15.0	22	0
Granger	2	6	3.0	5	0
Cowboys	63	1,199	19.0	34	0
Opponents	65	1,310	20.2	64	0

SCORE BY QUARTERS	1	2	3	4	OT	T
Cowboys	65	89	56	95	3	308
Opponents	64	81	91	72	0	308

FIELD GOALS	11-19	20-29	30-39	40-49	50+
Septien	2-2	6-7	9-9	4-8	2-3
Cowboys	2-2	6-7	9-9	4-8	2-3
Opponents	0-0	8-8	7-9	2-8	2-3

Septien: (31,52),(),(28M,47,51,30),(32,42), (44,32,23),(52M,35,36),(),(36,27,41), (19,19,24),(),(42M,35,48M,45B), (20,47M),(28,23),(32),(),()

Opponents: (31,36),(),(39,39M),(37M),(41M,43M), (46M,22),(20,22,47M),(49,50,45M),(52), (40,38,23,27),(49B,30),(),(29,56M), (23),(31,34,21),()

SCORING	TDR	TDP	TDR1	FG	PAT	S	TP
Septien	0	0	0	23/29	33/34	0	102
Dorsett	6	1	0	0/0	0/0	0	42
T. Hill	0	5	0	0/0	0/0	0	30
Newsome	5	0	0	0/0	0/0	0	30
Cosbie	0	4	0	0/0	0/0	0	24
Springs	1	3	0	0/0	0/0	0	24
Donley	0	2	0	0/0	0/0	0	12
Renfro	0	2	0	0/0	0/0	0	12
Cornwell	0	1	0	0/0	0/0	0	6
Downs	0	0	1a	0/0	0/0	0	6
Jeffcoat	0	0	1b	0/0	0/0	0	6
J. Jones	0	1	0	0/0	0/0	0	6
Thurman	0	0	1c	0/0	0/0	0	6
Dutton	0	0	0	0/0	0/0	1+	2
Cowboys	12	19	3	23/29	33/34	1	308
Opponents	8	23	5*	19/28	35/36	0	308

- a 27 interception return vs. New England (11/22)
 b 0 fumble recovery vs. New Orleans (10/21)
 c 38 interception return vs. Philadelphia (12/2)
 + tackle in end zone vs. Philadelphia (12/2)

- * Headen 81 fumble return vs. N.Y. Giants (9/9)
 R. Brown 5 int. return vs. Green Bay (9/23)
 Coleman 49 int. return vs. Washington (10/14)
 Winston 43 int. return vs. New Orleans (10/21)
 Green 32 interception return vs. Washington (12/9)

USUAL STARTERS

WR	Tony Hill (11)	LE	Ed Jones
	Doug Donley (4)	LT	John Dutton
LT	Phil Pozderac (7)	RT	Randy White
	Herb Scott (5)	RE	Jim Jeffcoat
	Howard Richards (4)	LLB	Mike Hegman
LG	Glen Tiltersor (12)	MLB	Bob Breunig (8)
	Herb Scott (4)	LCB	Eugene Lockhart (8)
CG	Tom Rafferty	RLB	Anthony Dickerson
R	Jim Cooper (7)	LCB	Everson Walls
	Phil Pozderac (7)	RCB	Ron Fellows
RT	Kurt Peterson	SS	Dextor Clintkscale
TE	Doug Cosbie	FS	Michael Downs
WR	Mike Renfro (11)		
	Doug Donley (5)	K	Raphel Septien
QB	Gary Hogeboom (10)	P	Danny White (12)
	Danny White (6)		John Warren (3)
RB	Tony Dorsett	ST	Bill Bates
FB	Ron Springs (12)		
	Timmy Newsome (4)		<i>Pro Bowlers in Bold</i>

1985 ★ DALLAS COWBOYS STATISTICS ★ 1985

STAFF

PLAYERS

2019 SEASON

RECORDS

PLAYOFF RECORDS

STATISTICS

SIDELINES

FIRST PLACE, NFC EAST HEAD COACH: TOM LANDRY

PRESEASON (4-0)			
Date	W/L	Score	Opponent
8/10	W	27-3	GREEN BAY
8/17	W	27-24	@ San Diego (OT)
8/26	W	15-13	CHICAGO
8/31	W	20-10	HOUSTON

REGULAR SEASON (10-6)			
Date	W/L	Score	Opponent
9/9	W	44-14	WASHINGTON
9/15	L	21-26	@ Detroit
9/22	W	20-7	CLEVELAND
9/29	W	17-10	@ Houston
10/6	W	30-29	@ N.Y. Giants
10/13	W	27-13	PITTSBURGH
10/20	L	14-16	@ Philadelphia
10/27	W	24-10	ATLANTA
11/4	L	10-21	@ St. Louis
11/10	W	13-7	@ Washington
11/17	L	0-44	CHICAGO
11/24	W	34-17	PHILADELPHIA
11/28	W	35-17	ST. LOUIS
12/8	L	24-50	@ Cincinnati
12/15	W	28-21	N.Y. GIANTS
12/22	L	16-31	@ San Francisco

1985 DIVISIONAL PLAYOFF

1/4/86	L	0-20	@ LA Rams	66,351
--------	---	------	-----------	--------

TEAM STATISTICS

	DALLAS	OPP
FIRST DOWNS	336	312
Rushing	95	98
Passing	208	193
Penalty	33	21
Third Down-Made/Att.	96/227	87/228
Third Down Efficiency	42.3	38.2
Fourth Down-Made/Att.	5/9	7/17
TOTAL NET YARDS	5,602	5,608
Avg. Per Game	350.1	350.5
Total Plays	1,093	1,076
Avg. Per Play	5.1	5.2
NET YARDS RUSHING	1,741	1,853
Avg. Per Game	108.8	115.8
Total Rushes	462	465
Avg. Per Rush	3.8	4.0
NET YARDS PASSING	3,861	3,755
Sacked/Yards Lost	44/375	62/459
Gross Yards	4,236	4,214
Attempts/Completions	587/344	549/279
Pct. of Completions	58.6	50.8
Had Intercepted	25	33
PUNTS/AVERAGE	83/41.4	78/41.3
Net Punting Average	35.3	36.7
PUNT RET./AVG.	40/5.9	44/6.5
KICKOFF RET./AVG.	62/19.5	68/19.3
INT./AVG. RET.	33/8.0	25/12.8
PENALTIES/YARDS	100/759	108/990
FUMBLES/BALL LOST	29/16	24/15
TOUCHDOWNS	43	40
Rushing	11	20
Passing	27	20
Returns	5	2
EXTRA POINTS/ATTEMPTS	42/43	37/40
FIELD GOALS/ATTEMPTS	19/28	18/27
AVG TIME OF POSSESSION	30:34	29:26

RUSHING	ATT	YDS	AVG	LG	TD
Dorsett	305	1,307	4.3	60t	7
Newsome	88	252	2.9	15	2
Hogeboom	8	48	6.0	15	1
D. White	22	44	2.0	21	1
Williams	13	40	3.1	9	0
Lavette	13	34	2.6	10	0
Fowler	7	25	3.6	6	0
J. Jones	1	0	0.0	0	0
Banks	1	-1	-1.0	-1	0
Pelluer	3	-2	-0.7	1	0
Hill	1	-6	-6.0	-6	0
Cowboys	462	1,741	3.8	60t	11
Opponents	465	1,853	4.0	74t	18

RECEIVING	NO	YDS	AVG	LG	TD
Hill	74	1,113	15.0	53t	7
Cosbie	64	793	12.4	42	6
Renfro	60	955	15.9	58t	8
Dorsett	46	449	9.8	56t	3
Newsome	46	361	7.9	24	1
J. Jones	24	179	7.5	35	0
Powe	15	237	16.9	34	0
Cornwell	6	77	12.8	32	1
Fowler	5	24	4.8	10	0
Gonzalez	3	28	9.3	13	0
D. White	1	12	12.0	12t	1
Lavette	1	8	8.0	8	0
Cowboys	344	4,236	12.3	58t	27
Opponents	279	4,214	15.1	70t	20

INTERCEPTIONS	NO	YDS	AVG	LG	TD
Walls	9	31	3.4	19	0
Thurman	5	21	4.2	21t	1
Fellows	4	52	13.0	29	0
Bates	4	15	3.8	8	0
Clinkscale	3	16	5.3	11	0
Downs	3	11	3.7	11	0
Scott	2	26	13.0	26t	1
Jeffcoat	1	65	65.0	65t	1
Lockhart	1	19	19.0	19t	1
Hegman	1	7	7.0	7	0
Cowboys	33	263	8.0	65t	4
Opponents	25	319	12.8	47	2

PUNTING	NO	YDS	AVG	TB	IN20	LG	BL	NET
Saxon	82	3,396	41.9	10	20	57	1	35.6
D. White	1	43	43.0	1	0	43	0	36.0
Cowboys	83	3,439	41.4	11	20	57	1	35.3
Opp.	78	3,218	41.3	6	23	60	1	36.7

PUNT RETURNS	NO	FC	YDS	AVG	LG	TD
Bates	22	6	152	6.9	21	0
Gonzalez	15	5	58	3.9	13	0
Banks	3	3	27	9.0	28	0
Cowboys	40	14	237	5.9	28	0
Opponents	44	10	286	6.5	19	0

KICKOFF RETURNS	NO	YDS	AVG	LG	TD
Lavette	34	682	20.1	34	0
Duckett	9	173	19.2	25	0
J. Jones	9	161	17.9	26	0
Williams	6	129	21.5	30	0
Fowler	3	48	16.0	20	0
Powe	1	17	17.0	17	0
Cowboys	62	1,210	19.5	34	0
Opponents	68	1,310	19.3	43	0

SCORE BY QUARTERS	1	2	3	4	OT	T
Cowboys	55	122	78	102	0	357
Opponents	66	73	98	96	0	333

FIELD GOALS	11-19	20-29	30-39	40-49	50+
Septien	1-1	5-5	8-11	4-9	1-2
Cowboys	1-1	5-5	8-11	4-9	1-2
Opponents	0-0	3-4	10-11	5-11	0-1

Septien: (53,39,43),(42M,44M),(39,49M,33), (47M,33M,36M,35,36M),(22,29,31), (47M,38,39),(),(28),(18),(40,50M,36), (),(),(),(21),(),(29,48,41)
Opponents: (), (34,46,48M),(),(33,37M), (23,37,47),(48,49M,34),(39,33,36), (38,46M,27M),(45M),(49M),(44,46,22), (26),(38, 53M),(49M),(),(39)

SCORING	TD	TOP	TDR	FG	PAT	S	TP
Septien	0	0	0	19/28	42/43	0	99
Dorsett	7	3	0	0/0	0/0	0	60
Renfro	0	8	0	0/0	0/0	0	48
Hill	0	7	0	0/0	0/0	0	42
Cosbie	0	6	0	0/0	0/0	0	36
Newsome	2	1	0	0/0	0/0	0	18
D. White	1	1	0	0/0	0/0	0	12
Cornwell	0	1	0	0/0	0/0	0	6
Hogeboom	1	0	0	0/0	0/0	0	6
Jeffcoat	0	0	1a	0/0	0/0	0	6
Lockhart	0	0	1b	0/0	0/0	0	6
Penn	0	0	1c	0/0	0/0	0	6
Scott	0	0	1d	0/0	0/0	0	6
Thurman	0	0	1e	0/0	0/0	0	6
Cowboys	11	27	5*	19/28	42/43	0	357
Opponents	8	20	2*	18/27	37/40	1	333

- a 65 interception return vs. N.Y. Giants (12/15)
- b 19 interception return vs. Pittsburgh (10/13)
- c 46 block punt return vs. Cincinnati (12/8)
- d 26 interception return vs. Washington (9/9)
- e 21 interception return vs. Washington (9/9)

* Dent 1 interception return vs. Chicago (11/17)
Richardson 36 int. return vs. Chicago (11/17)
+ Browner safety vs. Cincinnati (12/8)

USUAL STARTERS

WR	Tony Hill	LE	Ed Jones
LT	Chris Schultz (8)	LT	John Dutton
	Phil Pozderac (7)	RT	Randy White
LG	Glen Titensor	RE	Jim Jeffcoat
C	Tom Rafferty	LLB	Mike Hegman
RG	Kurt Peterson	MLB	Eugene Lockhart
RT	Jim Cooper	RLB	Jef Rohrer
TE	Doug Cosbie	LCB	Everson Walls
WR	Mike Renfro	RCB	Ron Fellows (11)
QB	Danny White		Victor Scott (3)
RB	Tony Dorsett	SS	Dextor Clinkscale
FB	Timmy Newsome	FS	Michael Downs
K	Raphael Septien	<i>Pro Bowlers in Bold</i>	
P	Mike Saxon		

	ATT	COMP	YDS	PCT	ATT	TD	TD	INT	INT	LG	SKS/YDS	RATING
D. White	450	267	3,157	59.3	7.0	21	4.7	17	3.8	56t	30/257	80.6
Hogeboom	126	70	978	55.6	7.8	5	4.0	7	5.6	58t	14/118	70.8
Pelluer	8	5	47	62.5	5.9	0	0.0	0	0.0	28	0/0	78.7
Hill	1	1	42	100.0	42.0	0	0.0	0	0.0	42	0/0	118.8
J. Jones	2	1	12	50.0	6.0	1	5.0	1	5.0	12t	0/0	68.8
Cowboys	587	344	4,236	58.6	7.2	27	4.6	25	4.3	58t	44/375	78.6
Opponents	549	279	4,214	50.8	7.7	20	3.6	33	6.0	70t	62/459	63.5

1986 ★ DALLAS COWBOYS STATISTICS ★ 1986

THIRD PLACE, NFC EAST
HEAD COACH: TOM LANDRY

PRESEASON (0-5)				
Date	W/L	Score	Opponent	Att.
8/3	L	6-17	Chicago @ London	82,699
8/9	L	0-20	@ San Diego	47,744
8/16	L	19-24	@ L.A. Raiders	52,153
8/22	L	28-41	PITTSBURGH	54,239
8/30	L	14-17	HOUSTON	62,239
REGULAR SEASON (7-9)				
9/8	W	31-28	N.Y. GIANTS	59,804
9/14	W	31-7	@ Detroit	73,812
9/21	L	35-37	ATLANTA	62,880
9/29	W	31-7	@ St. Louis	49,077
10/5	L	14-29	@ Denver	76,082
10/12	W	30-6	WASHINGTON	63,264
10/19	W	17-14	@ Philadelphia	68,572
10/26	W	37-6	ST. LOUIS	60,756
11/2	L	14-17	@ N.Y. Giants	74,871
11/9	L	13-17	L.A. RAIDERS	61,708
11/16	W	24-21	@ San Diego	55,622
11/23	L	14-41	@ Washington	55,642
11/27	L	14-31	SEATTLE	58,023
12/7	L	10-29	@ LA Rams	64,949
12/14	L	21-23	PHILADELPHIA	46,117
12/21	L	10-24	CHICAGO	57,256

TEAM STATISTICS		DALLAS	OPP
FIRST DOWNS.....	325	286	
Rushing.....	98	118	
Passing.....	199	148	
Penalty.....	28	20	
Third Down-Made/Att.....	80/213	89/226	
Third Down Efficiency.....	37.6	39.4	
Fourth Down-Made/Att.....	6/14	4/7	
TOTAL NET YARDS.....	5,474	4,985	
Avg. Per Game.....	342.2	311.6	
Total Plays.....	1,054	1,017	
Avg. Per Play.....	5.2	4.9	
NET YARDS RUSHING.....	1,969	2,200	
Avg. Per Game.....	123.1	137.5	
Total Rushes.....	447	500	
Avg. Per Rush.....	4.4	4.4	
NET YARDS PASSING.....	3,505	2,785	
Sacked/Yards Lost.....	60/498	53/364	
Gross Yards.....	4,003	3,149	
Attempts/Completions.....	547/319	464/226	
Pct. of Completions.....	58.3	48.7	
Had Intercepted.....	24	17	
PUNTS/AVERAGE.....	87/40.2	87/41.6	
Net Punting Average.....	34.5	36.6	
PUNT RET./AVG.....	46/5.5	41/7.3	
KICKOFF RET./AVG.....	59/20.5	66/20.6	
INT./AVG. RET.....	17/10.8	24/13.8	
PENALTIES/YARDS.....	111/931	90/817	
FUMBLES/BALL LOST.....	44/17	29/18	
TOUCHDOWNS.....	43	41	
Rushing.....	21	17	
Passing.....	21	21	
Returns.....	1	3	
EXTRA POINTS/ATTEMPTS.....	43/43	39/41	
FIELD GOALS/ATTEMPTS.....	15/21	16/30	
AVG TIME OF POSSESSION.....	31:14	28:46	

	PASSING	ATT	COMP	YDS	PCT	PCT			LG	SKS/YDS	RATING	
						ATT	TD	INT				
Pelluer	378	215	2,727	56.9	7.2	8	2.1	17	45	84†	47/362	67.9
D. White	153	95	1,157	62.1	7.6	12	7.8	5	3.3	63	10/98	97.9
Collier	15	8	96	53.3	6.4	1	6.7	2	13.3	27	3/38	55.8
Renfro	1	1	23	100.0	23.0	0	0.0	0	0.0	23	0/0	118.8
Cowboys	547	319	4,003	58.3	7.3	21	3.8	24	4.4	84†	60/498	75.7
Opponents	464	226	3,149	48.7	6.8	21	4.5	17	3.7	71†	53/364	70.8

RUSHING	ATT	YDS	AVG	LG	TD
Dorsett	184	748	4.1	33	5
Walker	151	737	4.9	84†	12
Pelluer	41	255	6.2	21	1
Newsome	34	110	3.2	13	2
Collier	6	53	8.8	21	0
Clack	4	19	4.8	8	0
D. White	8	16	2.0	10	1
Sherrard	2	11	5.5	8	0
Cosbie	1	9	9.0	9	0
Lavette	10	6	0.6	5	0
Fowler	6	5	0.8	2	0
Cowboys	447	1,969	4.4	84†	21
Opponents	500	2,200	4.4	50	17

RECEIVING	NO	YDS	AVG	LG	TD
Walker	76	837	11.0	84†	2
Hill	49	770	15.7	63	3
Newsome	48	421	8.8	30	3
Sherrard	41	744	18.2	68†	5
Cosbie	28	312	11.1	22†	1
Dorsett	25	267	10.7	36†	1
Renfro	22	325	14.8	30†	3
Banks	17	202	11.9	23	0
Chandler	6	57	9.5	12	0
Lavette	5	31	6.2	9	1
Fowler	1	19	19.0	19	0
Clack	1	18	18.0	18	0
Cowboys	319	4,003	12.6	84†	21
Opponents	232	3,149	13.6	71†	21

INTERCEPTIONS	NO	YDS	AVG	LG	TD
Downs	6	54	9.0	31	0
Fellows	5	46	9.2	34†	1
Walls	3	46	15.3	24	0
Scott	1	31	31.0	31	0
Lockhart	1	5	5.0	5	0
Holloway	1	1	1.0	1	0
Cowboys	17	183	10.8	34†	1
Opponents	24	313	13.8	56	2

PUNTING	NO	YDS	AVG	TB	IN20	LG	BL	NET
Saxon	87	3,498	40.2	10	28	58	1	34.5
Cowboys	87	3,498	40.2	10	28	58	1	34.5
Opp.	87	3,620	41.6	9	17	62	1	36.6

PUNT RETURNS	NO	FC	YDS	AVG	LG	TD
Banks	27	14	160	5.9	20	0
Lavette	18	3	92	5.1	28	0
Holloway	1	0	0	0.0	0	0
Cowboys	46	17	252	5.5	28	0
Opponents	41	14	301	7.3	26	0

KICKOFF RETURNS	NO	YDS	AVG	LG	TD
Lavette	36	699	19.4	37	0
Clack	19	421	22.2	51	0
Newsome	2	32	16.0	18	0
Banks	1	56	56.0	56	0
Tuinei	1	0	0.0	0	0
Cowboys	59	1,208	20.5	56	0
Opponents	66	1,358	20.6	38	0

SCORE BY QUARTERS	1	2	3	4	OT	T
Cowboys	61	105	62	118	0	346
Opponents	44	136	74	83	0	337

FIELD GOALS	11-19	20-29	30-39	40-49	50+
Septien	0-0	4-5	6-7	4-7	1-2
Cowboys	0-0	4-5	6-7	4-7	1-2
Opponents	1-1	4-5	5-8	5-7	1-9

Septien: (35),(27),(1),(32,42M),(1),(21,37,36),(38),(44,43,47),(33M,42M,63M),(20,44M,20),(33,28M),(1),(1),(48),(1),(50)

Opponents: (36M),(1),(47,33,56M,52B,18),(42B),(1),(50M,51M,37M),(50M,31M),(35,36),(25,51M),(45),(44M,55M),(50M,25,41),(42,26M),(37,27),(26,50,40),(31)

SCORING	TDR	TD	TDR†	FG	PAT	S	TP
Septien	0	0	0	15/21	43/43	0	88
Walker	12	2	0	0/0	0/0	0	84
Dorsett	5	1	0	0/0	0/0	0	36
Newsome	2	3	0	0/0	0/0	0	30
Sherrard	0	5	0	0/0	0/0	0	30
Hill	0	3	0	0/0	0/0	0	18
Renfro	0	3	0	0/0	0/0	0	18
Chandler	0	2	0	0/0	0/0	0	12
Cosbie	0	1	0	0/0	0/0	0	6
Fellows	0	0	1a	0/0	0/0	0	6
Lavette	0	1	0	0/0	0/0	0	6
Pelluer	1	0	0	0/0	0/0	0	6
D. White	1	0	0	0/0	0/0	0	6
Cowboys	21	21	1	15/21	43/43	0	346
Opponents	17	21	3*	16/30	39/41	2	337

a. 34 interception return vs. St. Louis (9/29)

* Pts 22 fumble return vs. Atlanta (9/21)

Butler 33 interception return vs. Atlanta (9/21)

Irvin 50 interception return vs. LA Rams (12/7)

+ R. Jones safety vs. Denver (10/5)

Jeter safety vs. LA Rams (12/7)

USUAL STARTERS

WR	Tony Hill	LE	Ed Jones
LT	Mark Tuinei (11)	LT	John Dutton
	Phil Pozderac (3)	RT	Randy White
LG	Glen Titenor	RE	Jim Jeffcoat
C	Tom Raftery	LLB	Mike Hegman
RG	Crawford Ker	MLB	Eugene Lockhart
RT	Jim Cooper (9)	RLB	Jeff Rohrer
	Phil Pozderac (7)	LCB	Everson Walls
TE	Doug Cosbie	RCB	Ron Fellows
WR	Mike Renfro (6)	SS	Bill Bates
	Gordon Banks (5)	FS	Michael Downs
	Mike Sherrard (4)		
QB	Steve Pelluer (9)	K	Raphel Septien
	Danny White (6)	P	Mike Saxon
RB	Tony Dorsett (12)		
	Herschel Walker (4)		
FB	Timmy Newsome (12)		
	Herschel Walker (4)		

Pro Bowlers in Bold

1987 ★ DALLAS COWBOYS STATISTICS ★ 1987

STAFF PLAYERS RECORDS PLAYOFF RECORDS STATISTICS SIDELINES

SECOND PLACE, NFC EAST HEAD COACH: TOM LANDRY				
PRESEASON (1-3)				
Date	W/L	Score	Opponent	Att.
8/15	L	0-29	@ San Diego	48,020
8/22	W	13-3	@ San Francisco	57,598
8/30	L	10-34	L.A. RAIDERS	46,686
9/5	L	13-18	HOUSTON	47,043
REGULAR SEASON (7-8)				
9/13	L	13-24	@ St. Louis	47,241
9/20	W	16-14	@ N.Y. Giants	73,426
9/27			BUFFALO	canceled
10/4	W	38-24	@ N.Y. Jets	12,370
10/11	W	41-22	PHILADELPHIA	40,622
10/19	L	7-13	WASHINGTON	60,415
10/25	L	20-37	@ Philadelphia	61,630
11/2	W	33-24	N.Y. GIANTS	55,730
11/8	L	17-27	@ Detroit	45,325
11/15	W	23-17	@ New Eng. (OT)	60,587
11/22	L	14-20	MIAMI	56,519
11/26	L	38-44	MINNESOTA (OT)	54,229
12/6	L	10-21	ATLANTA	40,013
12/13	L	20-24	@ Washington	54,822
12/21	W	29-21	@ LA Rams	60,700
12/27	W	21-16	ST. LOUIS	36,788

TEAM STATISTICS			DALLAS	OPP
FIRST DOWNS	293	294	
Rushing	93	85	
Passing	176	175	
Penalty	24	34	
Third Down-Made/Att.	86/222	96/223	
Third Down Efficiency	38.3	43.1	
Fourth Down-Made/Att.	3/9	6/14	
TOTAL NET YARDS	5,056	5,061	
Avg. Per Game	337.1	337.4	
Total Plays	1,017	1,012	
Avg. Per Play	5.0	5.0	
NET YARDS RUSHING	1,865	1,617	
Avg. Per Game	124.3	107.8	
Total Rushes	465	459	
Avg. Per Rush	4.0	3.5	
NET YARDS PASSING	3,191	3,444	
Sacked/Yards Lost	52/403	51/337	
Gross Yards	3,594	3,781	
Attempts/Completions	500/288	502/269	
Pct. of Completions	57.6	53.6	
Had Intercepted	20	23	
PUNTS/AVERAGE	84/39.6	75/40.6	
Net Punting Average	33.7	34.0	
PUNT RET./AVG.	41/8.6	45/8.4	
KICKOFF RET./AVG.	64/20.2	65/19.7	
INT./AVG. RET.	23/9.0	20/14.0	
PENALTIES/YARDS	131/1,091	100/851	
FUMBLES/BALL LOST	30/20	29/20	
TOUCHDOWNS	38	42	
Rushing	17	19	
Passing	19	21	
Returns	2	2	
EXTRA POINTS/ATTEMPTS	37/37	39/41	
FIELD GOALS/ATTEMPTS	25/29	19/29	
AVG TIME OF POSSESSION	31:01	29:28	

SCORE BY QUARTERS						
	1	2	3	4	OT	T
Cowboys	71	108	78	77	6	340
Opponents	84	68	79	111	6	348

	PASSING	ATT	COMP	YDS	PCT	AVG	TD	INT	PCT	PCT	LG	SKS/YDS	RATING
D. White	362	215	617	59.4	7.2	12	3.3	17	4.7	43	44/353	73.2	
Pelluer	101	55	642	54.5	6.4	3	3.0	2	2.0	44	5/35	75.6	
Sweeney	28	14	291	50.0	10.4	4	14.3	1	3.6	771	3/15	111.8	
Snyder	9	4	44	4.4	4.9	0	0.0	0	0.0	22	0/0	59.5	
Cowboys	500	288	3,594	57.6	7.2	19	3.8	20	4.0	771	52/403	76.0	
Opponents	502	269	3,781	53.6	7.5	21	4.2	23	4.6	621	51/337	73.0	

RUSHING					
	ATT	YDS	AVG	LG	TD
Walker	209	891	4.3	60t	7
Dorsett	130	456	3.5	24	1
Pelluer	25	142	5.7	21	1
Blount	46	125	2.7	15	3
Newsome	25	121	4.8	24t	2
Edwards	2	61	30.5	62t	1
Adams	7	49	7.0	27t	1
D. White	10	14	1.4	8	1
Sweeney	5	8	1.6	5	0
E.J. Jones	2	7	3.5	5	0
Snyder	2	0	0.0	0	0
G. White	1	-4	-4.0	-4	0
Cosbie	1	-5	-5.0	-5	0
Cowboys	465	1,865	4.0	62	17
Opponents	459	1,617	3.5	52	19

RECEIVING					
	NO	YDS	AVG	LG	TD
Walker	60	715	11.9	44	1
Renfro	46	662	14.4	43	4
Cosbie	36	421	11.7	30	3
Edwards	34	521	15.3	38t	3
Newsome	34	274	8.1	30	2
Dorsett	19	177	9.3	33	1
Banks	15	231	15.4	34	1
Barksdale	12	165	13.8	22	1
Burbage	7	168	24.0	77t	2
Martin	5	103	20.6	33	0
G. White	5	46	9.2	14	0
Chandler	5	25	5.0	9	1
E.J. Jones	3	16	5.3	10	0
Spivey	2	34	17.0	25	0
C. Scott	1	11	11.0	11	0
Adams	1	8	8.0	8	0
Fowler	1	6	6.0	6	0
Lavette	1	6	6.0	6	0
Blount	1	5	5.0	5	0
Cowboys	288	3,594	12.5	77t	19
Opponents	269	3,781	14.1	62t	21

INTERCEPTIONS					
	NO	YDS	AVG	LG	TD
Walls	5	38	7.6	30	0
Downs	4	56	14.0	27	0
Bates	3	28	9.3	28	0
Haynes	3	7	2.3	7	0
Francis	2	18	9.0	18t	1
Jeffcoat	1	26	26.0	26t	1
Penn	1	21	21.0	21	0
Lockhart	1	13	13.0	13	0
Scott	1	1	1.0	1	0
Green	1	0	0.0	0	0
R. White	1	0	0.0	0	0
Cowboys	23	208	9.0	30	2
Opponents	20	279	14.0	69	0

PUNTING							
	NO	YDS	AVG	TD	LG	BL	NET
Saxon	68	2,685	39.5	5	20	63	0 34.2
Sawyer	16	639	39.9	1	3	54	0 31.4
Cowboys	84	3,324	39.6	6	23	63	0 33.7
Opp.	75	3,042	40.6	7	14	64	1 30.0

PUNT RETURNS						
	NO	FC	YDS	AVG	LG	TD
Martin	22	2	216	9.8	38	0
Edwards	8	1	75	9.4	13	0
Banks	5	1	33	6.6	12	0
Burbage	5	1	29	5.8	13	0
Livingston	1	0	0	0.0	0	0
Cowboys	41	5	353	8.6	38	0
Opponents	45	17	376	8.4	78	0

KICKOFF RETURNS					
	NO	YDS	AVG	LG	TD
Clack	29	635	21.9	48	0
Martin	12	237	19.8	38	0
Edwards	7	155	22.1	32	0
Adams	6	113	18.8	27	0
Lavette	4	72	18.0	22	0
Spivey	2	49	24.5	29	0
Newsome	2	22	11.0	12	0
Chandler	1	7	7.0	7	0
Borresen	1	5	5.0	5	0
Cowboys	64	1,295	20.2	48	0
Opponents	65	1,281	19.7	45	0

FIELD GOALS					
	11-19	20-29	30-39	40-49	50+
Ruzek	0-0	8-8	6-7	8-10	0-0
Zendejas	0-0	0-0	1-1	1-2	1-1
Cowboys	0-0	8-8	7-8	9-12	1-1
Opponents	2-2	5-6	8-10	4-11	0-0

Ruzek: (22,29),(46,42,28),(0),(0),(0),(0),(23,49B,25), (34,49,40,35),(38,36M),(20),(0),(38),(44), (22,43M,37),(24,42,44,47,37),(0)

Zendejas: (0),(0),(0),(33),(49M,44,50),(0),(0),(0),(0),(0),(0),(0),(0),(0),(0)

Opponents: (23),(46M),(0),(20),(40,38M), (19,43M,39),(46,28M,33),(44B,47M,33,46M), (35M,41),(26,48M,33),(44B,47M,33,46M), (0),(31),(47M),(32,28,37)

SCORING							
	TDR	TDP	TDR1	FG	PAT	S	TP
Ruzek	7	1	0	0/0	0/0	0	92
Walker	1	3	0	0/0	0/0	0	48
Edwards	1	3	0	0/0	0/0	0	24
Newsome	2	2	0	0/0	0/0	0	24
Renfro	0	4	0	0/0	0/0	0	24
Zendejas	0	0	0	3/4	10/10	0	19
Blount	3	0	0	0/0	0/0	0	18
Cosbie	0	3	0	0/0	0/0	0	18
Burbage	2	2	0	0/0	0/0	0	12
Dorsett	1	1	0	0/0	0/0	0	12
Adams	1	0	0	0/0	0/0	0	6
Banks	0	1	0	0/0	0/0	0	6
Barksdale	0	1	0	0/0	0/0	0	6
Chandler	0	1	0	0/0	0/0	0	6
Francis	0	1a	0	0/0	0/0	0	6
Jeffcoat	0	1b	0	0/0	0/0	0	6
Pelluer	1	0	0	0/0	0/0	0	6
D. White	1	0	0	0/0	0/0	0	6
Brady	0	0	0	0/0	1/1	0	1
Cowboys	17	19	2*	25/29	37/37	0	340
Opponents	19	21	2*	19/29	39/41	0	348

a 18 interception return vs. New England (11/15)
 b 26 interception return vs. N.Y. Giants (11/5)

* Harper 78 punt return vs. N.Y. Jets (10/4)
 R. Moore 20 fumble return vs. Atlanta (12/6)

USUAL STARTERS						
WR	Kelvin Edwards (9)	LE	Ed Jones	Gordon Banks (4)	LT	Kevin Brooks (12)
LT	Mark Tuinei (8)	RT	Mike Dwyer (3)	Darryl Smith (7)	RT	Randy White
LG	Nate Newton (11)	RE	Jim Jeffcoat	Sal Caserio (3)	LLB	Mike Hegman (10)
C	Tom Rafferty (12)	MLB	Eugene Lockhart (9)	Mike Zentis (3)	RB	Russ Swan (3)
RG	Crawford Ker (12)	RLB	Jeff Rohrer (12)	Bob White (3)	RLB	Chris Dulan (3)
RT	Kevin Gogan (10)	RCB	Ron Francis (11)	Steve Cisowski (3)	LCB	Everson Walls
TE	Doug Cosbie (12)	RCB	Ron Francis (11)	Rich Borresen (3)	RCB	Robert Williams (3)
WR	Mike Renfro	SS	Bill Bates (11)	Danny White (9)	FS	Tommy Haynes (3)
QB	Steve Pelluer (4)	FS	Michael Downs (12)	Steve Pelluer (4)	FS	Michael Downs (12)
RB	Herschel Walker (7)	K	Roger Ruzek	Tony Dorsett (6)	P	Mike Saxon (13)
FB	Timmy Newsome (8)	P	Buzz Sawyer (3)	Gerald White (3)		
	Herschel Walker (3)					

Pro Bowlers in Bold

1990 ★ DALLAS COWBOYS STATISTICS ★ 1990

FOURTH PLACE, NFC EAST
HEAD COACH: JIMMY JOHNSON

PRESEASON (1-3)				
Date	W/L	Score	Opponent	Att.
8/11	L	16-28	@ San Diego	42,221
8/18	L	14-16	@ L.A. Raiders	28,273
8/25	W	20-9	PITTSBURGH	47,723
9/1	L	6-27	HOUSTON	55,499
REGULAR SEASON (7-9)				
9/9	W	17-14	SAN DIEGO	48,063
9/16	L	7-28	N.Y. GIANTS	61,090
9/23	L	15-19	@ Washington	53,804
9/30	L	17-31	@ N.Y. Giants	75,923
10/7	W	14-10	TAMPA BAY	60,076
10/14	L	3-20	@ Phoenix	45,235
10/21	W	17-13	@ Tampa Bay	68,315
10/28	L	20-21	PHILADELPHIA	62,605
11/4	L	9-24	@ N.Y. Jets	68,086
11/11	L	6-24	SAN FRANCISCO	62,966
11/18	W	24-21	@ LA Rams	58,559
11/22	W	27-17	WASHINGTON	60,355
12/2	W	17-13	NEW ORLEANS	60,087
12/9		- Bye -		
12/16	W	41-10	PHOENIX	60,190
12/23	L	3-17	@ Philadelphia	63,895
12/30	L	7-26	@ Atlanta	50,097

TEAM STATISTICS			DALLAS	OPP
FIRST DOWNS.....	250	280		
Rushing.....	88	109		
Passing.....	135	153		
Penalty.....	27	18		
Third Down-Made/Att.....	67/198	85/208		
Third Down Efficiency.....	33.8	40.9		
Fourth Down-Made/Att.....	5/10	8/16		
TOTAL NET YARDS.....	4,081	4,615		
Avg. Per Game.....	255.1	288.4		
Total Plays.....	911	988		
Avg. Per Play.....	4.5	4.7		
NET YARDS RUSHING.....	1,500	1,976		
Avg. Per Game.....	93.8	123.5		
Total Rushes.....	393	482		
Avg. Per Rush.....	3.8	4.1		
NET YARDS PASSING.....	2,581	2,639		
Sacked/Yards Lost.....	43/317	36/292		
Gross Yards.....	2,898	2,931		
Attempts/Completions.....	475/254	470/271		
Pct. of Completions.....	53.5	57.7		
Had Intercepted.....	24	11		
PUNTS/AVERAGE.....	79/43.2	70/40.9		
Net Punting Average.....	35.6	36.2		
PUNT RET./AVG.....	39/6.4	43/10.2		
KICKOFF RET./AVG.....	54/20.4	55/20.7		
INT./AVG. RET.....	11/11.5	24/14.7		
PENALTIES/YARDS.....	98/729	104/911		
FUMBLES/BALL LOST.....	27/9	32/19		
TOUCHDOWNS.....	27	36		
Rushing.....	13	18		
Passing.....	12	12		
Returns.....	2	6		
EXTRA POINTS/ATTEMPTS.....	26/27	36/36		
FIELD GOALS/ATTEMPTS.....	18/25	18/26		
AVG TIME OF POSSESSION.....	28:44	31:16		

	PASSING	ATT	COMP	YDS	PCT	ATT	TD	TD	INT	INT	LG	SKS/YDS	RATING
Aikman	399	226	2,579	56.6	6.5	11	2.8	18	4.5	611	39/288	66.6	
Laufenberg	67	24	279	35.8	4.2	1	1.5	6	9.0	271	4/29	16.9	
Walsh	9	4	40	44.4	4.4	0	0.0	0.0	20	20	0/0	57.6	
COWBOYS	475	254	2,898	53.5	6.1	12	2.5	24	5.1	611	43/317	59.4	
Opponents	470	271	2,931	57.7	6.2	12	2.6	11	2.3	581	26/292	74.9	

RUSHING	ATT	YDS	AVG	LG	TD
E. Smith	241	937	3.9	48	11
Agee	53	213	4.0	28	0
Aikman	40	172	4.3	20	1
Highsmith	19	48	2.5	7	0
Dixon	11	43	3.9	18	0
Johnston	10	35	3.5	8	0
Wright	3	26	8.7	14	0
Saxon	1	20	20.0	20	0
Laufenberg	2	6	3.0	5	0
T. Smith	6	6	1.0	3	0
Bates	1	4	4.0	4	0
Walsh	1	0	0.0	0	0
Martin	4	-2	-0.5	3	0
McKinnon	1	-8	-8.0	-8	0
Cowboys	393	1,500	3.8	48	13
Opponents	482	1,976	4.1	67	18

RECEIVING	NO	YDS	AVG	LG	TD
Martin	64	732	11.4	45	0
Novacek	59	657	11.1	41	4
Agee	30	272	9.1	30	1
E. Smith	24	228	9.5	57	0
Irvin	20	413	20.7	61	5
McKinnon	14	172	12.3	28	1
Johnston	14	148	10.6	26	1
Awalt	13	133	10.2	25	0
Wright	11	104	9.5	20	0
Highsmith	3	13	4.3	7	0
Dixon	2	26	13.0	21	0
Cowboys	254	2,898	11.4	61	12
Opponents	271	2,931	10.8	58	12

INTERCEPTIONS	NO	YDS	AVG	LG	TD
Holt	3	72	24.0	64	1
Washington	3	24	8.0	13	0
Bates	1	4	4.0	4	0
Gant	1	26	26.0	26	0
Hendrix	1	0	0.0	0	0
Horton	1	0	0.0	0	0
Williams	1	0	0.0	0	0
Cowboys	11	126	11.5	64	1
Opponents	24	353	14.7	61	4

PUNTING	NO	YDS	AVG	TB	IN20	LG	BL	NET
Saxon	79	3,413	43.2	8	20	62	0	35.6
Cowboys	79	3,413	43.2	8	20	62	0	35.6
Opp.	70	2,866	40.9	4	15	62	2	36.2

PUNT RETURNS	NO	FC	YDS	AVG	LG	TD
Shepard	20	1	121	6.1	13	0
Harris	12	6	63	5.3	12	0
Martin	5	3	46	9.2	17	0
McKinnon	2	1	20	10.0	20	0
Cowboys	39	11	250	6.4	20	0
Opponents	43	8	438	10.2	98	1

KICKOFF RETURNS	NO	YDS	AVG	LG	TD
Dixon	36	736	20.4	47	0
Wright	12	276	23.0	90	1
Shepard	4	75	18.8	22	0
Stepnoski	1	15	15.0	15	0
Harris	1	0	0.0	0	0
Cowboys	54	1,102	20.4	90	1
Opponents	55	1,136	20.7	76	1

SCORE BY QUARTERS	1	2	3	4	OT	T
Cowboys	50	46	40	108	0	244
Opponents	55	102	52	100	0	308

FIELD GOALS	11-19	20-29	30-39	40-49	50-60
Willis	0-0	4-4	7-9	7-8	0-4
Cowboys	0-0	4-4	7-9	7-8	0-4
Opponents	0-0	9-9	5-8	2-6	2-3

Willis: (31), (1), (33,51M,56M,41), (22), (1), (37), (43M,24), (43,43,51M), (37,35,32), (23,37), (53M,23), (49,41), (47), (1), (46), (34M,33M)

Opponents: (31M), (1), (37,23,24,55), (47M,34), (33), (28,28), (37M,23,32), (1), (24), (39M,42,43M), (1), (52M,25), (43,50), (38), (47M,29), (44M,23)

SCORING	TDR	TD	TDR1	FG	PA	S	TP
Willis	0	0	0	18/25	26/26	0	80
E. Smith	11	0	0	0/0	0/0	0	66
Irvin	0	5	0	0/0	0/0	0	30
Novacek	0	4	0	0/0	0/0	0	24
Johnston	1	1	0	0/0	0/0	0	12
Agee	0	1	0	0/0	0/0	0	6
Aikman	1	0	0	0/0	0/0	0	6
Holt	0	0	1a	0/0	0/0	0	6
McKinnon	0	1	0	0/0	0/0	0	6
Wright	0	0	1b	0/0	0/0	0	6
Cowboys	13	12	2	18/25	26/27	1a	244
Opponents	18	12	6*	18/26	36/36	1a	308

a 64 interception return vs. Tampa Bay (10/21)
 b 90 kickoff return vs. N.Y. Giants (9/16)
 # Mojsienik stepped out of end zone vs. Was. (9/23)

* Taylor 11 interception return vs. N.Y. Giants (9/16)
 Green 18 interception return vs. Washington (9/23)
 Mathis 98 punt return vs. N.Y. Jets (11/4)
 Allen 35 interception return vs. Philadelphia (12/23)
 Jones 76 kickoff return vs. Atlanta (12/30)
 Sanders 61 interception return vs. Atlanta (12/30)
 & Green tackled Smith in end zone vs. Atlanta (12/30)

USUAL STARTERS

WR	Michael Irvin (7)	LE	Daniel Stubbs
	Dennis McKinnon (7)	LT	Dean Hamel (11)
LT	Mark Tuinei (13)		Jimmy Jones (5)
	Kevin Gogan (3)	RT	Danny Noonan
LG	Crawford Ker	RE	Jim Jeffcoat (13)
C	Mark Stepnoski		Tony Tolbert (3)
RG	John Gesek (11)	LLB	Jack Del Rio
	Tony Slaton (4)	MLB	Eugene Lockhart
TE	Nate Newton	RLB	Ken Norton
RT	Jay Novacek	LCB	Isaac Holt
WR	Kevin Martin	RCB	Manny Hendrix (10)
QB	Troy Aikman		Robert Williams (6)
RB	Emmitt Smith	SS	Vince Altriton (8)
FB	Tommie Agee (11)		James Washington (8)
	Alonzo Highsmith (5)	FS	Ray Horton
K	Ken Willis		Pro Bowlers in Bold
P	Mike Saxon		

1991 ★ DALLAS COWBOYS STATISTICS ★ 1991

STAFF PLAYERS 2019 SEASON RECORDS PLAYOFF RECORDS 1991 STATISTICS SIDELINES

SECOND PLACE, NFC EAST HEAD COACH: JIMMY JOHNSON

PRESEASON (2-2)			
Date	W/L	Score	Opponent
8/3	W	24-14	@ Kansas City
8/12	L	12-17	L.A. RAIDERS
8/18	L	20-30	@ Houston
8/23	W	20-17	ATLANTA (OT)

REGULAR SEASON (11-5)			
Date	W/L	Score	Opponent
9/1	W	26-14	@ Cleveland
9/9	L	31-33	WASHINGTON
9/15	L	0-24	PHILADELPHIA
9/22	W	17-9	@ Phoenix
9/29	W	21-16	N.Y. GIANTS
10/6	W	20-17	@ Green Bay
10/13	W	35-23	CINCINNATI
10/20			- Bye -
10/27	L	10-34	@ Detroit
11/3	W	27-7	PHOENIX
11/10	L	23-26	@ Houston (OT)
11/17	L	9-22	@ N.Y. Giants
11/24	W	24-21	@ Washington
11/28	W	20-10	PITTSBURGH
12/8	W	23-14	NOW ORLEANS
12/15	W	25-13	@ Philadelphia
12/22	W	31-27	ATLANTA

1991 WILD CARD GAME			
12/29	W	17-13	@ Chicago

1991 DIVISIONAL PLAYOFFS			
1/5/92	L	6-38	@ Detroit

TEAM STATISTICS		DALLAS	OPP
FIRST DOWNS		304	299
Rushing		89	103
Passing		191	180
Penalty		24	16
Third Down-Made/Att.	74/196	76/194	
Third Down Efficiency	37.8	39.2	
Fourth Down-Made/Att.	6/14	7/17	
TOTAL NET YARDS	5,101	5,066	
Avg. Per Game	318.8	316.6	
Total Plays	971	963	
Avg. Per Play	5.3	5.3	
NET YARDS RUSHING	1,711	1,571	
Avg. Per Game	106.9	98.2	
Total Rushes	433	400	
Avg. Per Rush	4.0	3.9	
NET YARDS PASSING	3,390	3,495	
Sacked/Yards Lost	38/273	23/151	
Gross Yards	3,663	3,646	
Attempts/Completions	500/305	540/320	
Pct. of Completions	61.0	59.3	
Had Intercepted	12	12	
PUNTS/AVERAGE	57/42.6	61/38.8	
Net Punting Average	36.8	32.4	
PUNT RET./AVG.	29/10.7	28/8.3	
KICKOFF RET./AVG.	52/21.7	69/16.9	
INT./AVG. RET.	12/13.9	12/20.3	
PENALTIES/YARDS	74/610	97/801	
FUMBLES/BALL LOST	23/12	23/11	
TOUCHDOWNS	37	32	
Rushing	15	11	
Passing	16	17	
Returns	6	4	
EXTRA POINTS/ATTEMPTS	37/37	31/32	
FIELD GOALS/ATTEMPTS	27/39	29/39	
AVG TIME OF POSSESSION	30:06	29:54	

	AVG	PCT	PCT	LG	SKS/YDS	RATING
PASSING						
Aikman	363	237	65.3	7.6	11	3.0
Buerlein	137	68	90.9	49.6	6.6	5
Cowboys	500	305	3,663	61.0	7.3	16
Opponents	540	320	3,646	59.3	6.8	17

RUSHING						
E. Smith	365	1,563	4.3	75t	12	
Blake	15	80	5.3	30t	1	
Johnston	17	54	3.2	10	0	
Agee	9	20	2.2	8	1	
Aikman	16	5	0.3	9	1	
Richards	2	4	2.0	3	0	
Wright	2	-1	-0.5	3	0	
Buerlein	7	-14	-2.0	-1	0	
Cowboys	433	1,711	4.0	75t	15	
Opponents	400	1,571	3.9	75t	11	

RECEIVING						
Irvin	93	1,523	16.4	66t	8	
Novacek	59	664	11.3	49	4	
E. Smith	49	258	5.3	14	1	
Johnston	28	244	8.7	22	1	
Harper	20	326	16.3	39	1	
Martin	16	243	15.2	27	0	
Roberts	16	136	8.5	21	1	
Wright	10	170	17.0	53	0	
Agee	7	43	6.1	9	0	
Awalt	5	57	11.4	20	0	
Blake	1	5	5.0	5	0	
Aikman	1	-6	-6.0	-6	0	
Cowboys	305	3,663	12.0	66t	16	
Opponents	320	3,646	11.4	67t	17	

INTERCEPTIONS						
Holt	4	2	0.5	2	0	
Brown	2	31	15.5	20	0	
Washington	2	9	4.5	9	0	
Edwards	1	36	36.0	36t	1	
Gant	1	0	0.0	0	0	
Horton	1	65	65.0	65t	1	
Williams	1	24	24.0	24	0	
Cowboys	12	167	13.9	65t	2	
Opponents	12	244	20.3	66t	2	

PUNTING						
Saxon	57	2,426	42.6	5	16	64
Cowboys	57	2,426	42.6	5	16	64
Opp.	61	2,364	38.8	4	14	77

PUNT RETURNS						
Martin	21	8	244	11.6	85t	1
Shepard	6	3	57	9.5	14	0
Horton	1	0	8	8.0	8	0
Brownlow	1	0	0	0.0	0	0
Wright	0	1	0	0.0	0	0
Cowboys	29	12	309	10.7	85t	1
Opponents	28	10	231	8.3	34	0

KICKOFF RETURNS						
Wright	21	514	24.5	102t	1	
Dixon	18	398	22.1	39	0	
Gant	6	114	19.0	26	0	
Shepard	3	54	18.0	21	0	
Martin	3	47	15.7	25	0	
Horton	1	0	0.0	0	0	
Cowboys	52	1,127	21.7	102t	1	
Opponents	69	1,169	16.9	82t	1	

SCORE BY QUARTERS									
	1	2	3	4	OT	T			
Cowboys	91	105	35	111	0	342			
Opponents	61	89	66	91	3	310			

FIELD GOALS					
	11-19	20-29	30-39	40-49	50+
Willis	2-2	6-6	9-11	6-13	4-7
Cowboys	2-2	6-6	9-11	6-13	4-7
Opponents	1-1	11-11	5-5	9-14	3-8

Willis: (38.25,22.54),(51),(0),(48M,52M,45M,41), (0), (40M,23.39),(1),(47B,35),(36,27), (35,37,45),(22,31,18),(51B,32M,42), (45M,18,47B,38M,43),(50,41,40), (50,55M,32,37),(20,45M), Opponents: (45M),(53,52,45,46),(42,55M), (49M,32,32,29),(43,52M,29,25),(42), (45,24,26),(44,32),(0),(52,19,22,41M,23), (27,37,22),(0),(42,51M),(54M),(37,51M,47), (49M,25,29,49M)

SCORING									
	TDR	TDP	TDR	FG	PAT	S	TP		
Willis	0	0	0	27/39	37/37	0	118		
E. Smith	12	1	0	0/0	0/0	0	78		
Irvin	0	8	0	0/0	0/0	0	48		
Novacek	0	4	0	0/0	0/0	0	24		
Horton	0	0	2a	0/0	0/0	0	12		
Agee	1	0	0	0/0	0/0	0	6		
Aikman	1	0	0	0/0	0/0	0	6		
Blake	1	0	0	0/0	0/0	0	6		
Edwards	0	0	1b	0/0	0/0	0	6		
Harper	0	1	0	0/0	0/0	0	6		
Johnston	0	1	0	0/0	0/0	0	6		
Martin	0	0	1c	0/0	0/0	0	6		
Roberts	0	1	0	0/0	0/0	0	6		
R. Williams	0	0	1d	0/0	0/0	0	6		
Wright	0	0	1e	0/0	0/0	0	6		
Hendrix	0	0	0	0/0	0/0	1#	2		
Cowboys	15	16	4	27/39	37/37	1	342		
Opponents	11	17	4*	29/39	31/32	0	310		

- a 20 fumble return vs. N.Y. Giants (9/29)
 - b 65 interception return vs. Green Bay (10/6)
 - c 85 punt return vs. Cincinnati (10/13)
 - d 18 blocked punt return vs. Houston (11/10)
 - e 102 kickoff return vs. Atlanta (12/22)
 - # tackled Body in end zone vs. Philadelphia (12/25)
- * Wilson 82 kickoff return vs. Green Bay (10/6)
White 55 blocked FG return vs. Detroit (10/27)
Crockett 96 interception return vs. Detroit (10/27)
Mayhew 31 int. return vs. Washington (11/24)

USUAL STARTERS			
WR	Alvin Harper (5)	LE	Tony Tolbert
	Alfredo Roberts (5)	LT	Tony Casillas
	Alexander Wright (6)	RT	Russell Maryland (7)
LT	Mark Tuinei (12)		Jimmie Jones (6)
	Alan Veingrad (3)		Danny Noonan (3)
LG	Kevin Gogan	RE	Jim Jeffcoat
C	Mark Stepnoski	LLB	Ken Norton
RG	John Gesek	MLB	Jack Del Rio
RT	Nate Newton	RLB	Vinson Smith
TE	Jay Novacek (12)	LCB	Isaac Holt
	Alfredo Roberts (4)	RCB	Larry Brown (13)
WR	Michael Irvin		Manny Hendrix (3)
QB	Troy Aikman (12)	SS	James Washington
	Steve Buerlein (4)	FS	Ray Horton
RB	Emmitt Smith		
FB	Daryl Johnston	P	Mike Saxon
K	Ken Willis		<i>Pro Bowlers in Bold</i>

1992 ★ DALLAS COWBOYS STATISTICS ★ 1992

FIRST PLACE, NFC EAST
HEAD COACH: JIMMY JOHNSON

PRESEASON (2-3)				
Date	W/L	Score	Opponent	Att.
8/2	L	23-34	Houston @ Tokyo	51,058
8/7	W	27-24	@ Miami	50,803
8/15	L	16-17	HOUSTON	61,334
8/22	W	17-3	DENVER	61,485
8/28	L	13-20	CHICAGO	60,218
REGULAR SEASON (13-3)				
9/7	W	23-10	WASHINGTON	63,538
9/13	W	34-28	@ N.Y. Giants	76,430
9/20	W	31-20	PHOENIX	62,575
9/27			- Bye -	
10/5	L	7-31	@ Philadelphia	66,572
10/11	W	27-0	SEATTLE	62,311
10/18	W	17-10	KANSAS CITY	64,115
10/25	W	28-13	@ L.A. Raiders	91,505
11/1	W	20-10	PHILADELPHIA	65,012
11/8	W	37-3	@ Detroit	74,816
11/15	L	23-27	L.A. RAMS	63,690
11/22	W	16-10	@ Phoenix	72,439
11/26	W	30-3	N.Y. GIANTS	62,416
12/6	W	31-27	@ Denver	74,946
12/13	L	17-20	@ Washington	56,437
12/21	W	41-17	@ Atlanta	67,036
12/27	W	27-14	CHICAGO	63,101

1992 DIVISIONAL PLAYOFFS

1/10/93 W 34-10 PHILADELPHIA 63,721

1992 NFC CHAMPIONSHIP GAME

1/17/93 W 30-20 @ San Francisco 64,920

SUPER BOWL XXVII
(Pasadena)

1/31/93 W 52-17 Buffalo 98,374

TEAM STATISTICS			DALLAS	OPP
FIRST DOWNS	324	241
Rushing	119	68
Passing	183	147
Penalty	22	26
Third Down-Made/Att.	87/208	50/184
Third Down Efficiency	41.8	27.2
Fourth Down-Made/Att.	8/12	7/15
TOTAL NET YARDS	5,606	3,933
Avg. Per Game	350.4	245.8
Total Plays	1,014	873
Avg. Per Play	5.5	4.5
NET YARDS RUSHING	2,121	1,244
Avg. Per Game	132.6	77.8
Total Rushes	500	345
Avg. Per Rush	4.2	3.6
NET YARDS PASSING	3,485	2,689
Sacked/Yards Lost	23/112	44/347
Gross Yards	3,597	3,036
Attempts/Completions	491/314	484/263
Pct. of Completions	64.0	54.3
Had Intercepted	15	17
PUNTS/AVERAGE	61/43.0	87/42.1
Net Punting Average	33.5	35.1
PUNT RET./AVG.	44/12.5	34/11.7
KICKOFF RET./AVG.	37/18.9	60/20.3
INT./AVG. RET.	17/9.3	15/20.0
PENALTIES/YARDS	91/650	94/727
FUMBLES/BALL LOST	16/9	25/14
TOUCHDOWNS	48	29
Rushing	20	11
Passing	23	16
Returns	5	2
EXTRA POINTS/ATTEMPTS	47/48	27/29
FIELD GOALS/ATTEMPTS	24/35	14/17
AVG TIME OF POSSESSION	33:57	26:03

RUSHING	ATT	YDS	AVG	LG	TD
E. Smith	373	1,713	4.6	68	18
Richards	49	176	3.6	15	1
Aikman	37	105	2.8	19	1
Johnston	17	61	3.6	14	0
Agee	16	54	3.4	10	0
Harper	1	15	15.0	15	0
Martin	2	13	6.5	8	0
Beuerlein	4	-7	-1.8	-1	0
Irvin	1	-9	-9.0	-9	0
Cowboys	500	2,121	4.2	68	20
Opponents	345	1,244	3.6	28	11

RECEIVING	NO	YDS	AVG	LG	TD
Irvin	78	1,396	17.9	87	7
Novacek	68	630	9.3	34	6
E. Smith	59	335	5.7	26	1
Harper	35	562	16.1	52	4
Martin	32	359	11.2	27	3
Johnston	32	249	7.8	18	2
Roberts	3	36	12.0	18	0
Agee	3	18	6.0	8	0
Richards	3	8	2.7	6	0
Gesek	1	4	4.0	4	0
Cowboys	314	3,597	11.5	87	23
Opponents	263	3,036	11.5	81	16

INTERCEPTIONS	NO	YDS	AVG	LG	TD
Washington	3	31	10.3	16	0
Gant	3	19	6.3	11	0
Everett	2	28	14.0	17	0
Horton	2	15	7.5	15	1
Holt	2	11	5.5	8	0
K. Smith	2	10	5.0	7	0
Brown	1	30	30.0	30	0
Myles	1	13	13.0	13	0
Harper	1	1	1.0	1	0
Cowboys	17	158	9.3	30	1
Opponents	15	300	20.0	59	0

PUNTING	NO	YDS	AVG	TB	IN20	LG	BL	NET
Saxon	61	2,620	43.0	9	19	58	0	33.5
Cowboys	61	2,620	43.0	9	19	58	0	33.5
Opp.	87	3,660	42.1	3	17	73	2	35.1

PUNT RETURNS	NO	FC	YDS	AVG	LG	TD
Martin	42	18	532	12.7	79	2
K. Smith	1	0	17	17.0	17	0
Horton	1	0	1	1.0	1	0
Cowboys	44	18	550	12.5	79	2
Opponents	34	6	397	11.7	65	0

KICKOFF RETURNS	NO	YDS	AVG	LG	TD
Martin	24	503	21.0	59	0
Wright	8	117	14.6	21	0
Holmes	3	70	23.3	28	0
K. Smith	1	9	9.0	9	0
Edwards	1	0	0.0	0	0
Cowboys	37	699	18.9	59	0
Opponents	60	1,217	20.3	42	0

PASSING	ATT	COMP	YDS	PCT	AVG	ATT	TD	PCT	PCT	LG	SKS/YDS	RATING
Aikman	473	302	3,445	63.8	7.3	23	4.9	14	3.0	87	23/112	89.5
Beuerlein	18	12	152	66.7	8.4	0	0.0	1	5.6	27	0/0	69.7
Cowboys	491	314	3,597	64.0	7.3	23	4.7	15	3.1	87	23/112	88.8
Opponents	484	263	3,036	54.3	6.3	16	3.3	17	3.5	67	44/347	69.9

SCORE BY	QUARTERS					OT	T
	1	2	3	4			
Cowboys	108	116	134	51	0	409	
Opponents	54	53	51	85	0	243	

FIELD GOALS	11-19	20-29	30-39	40-49	50+
Elliot	0-0	6-7	10-14	5-10	3-4
Cowboys	0-0	6-7	10-14	5-10	3-4
Opponents	1-1	4-4	4-5	5-7	0-0

Elliot: (32M), (39.35), (33B.29), (48M), (31.51, 42M), (51M.39), (48M), (42M.38M.35.48), (25.42.30), (37.42.36), (28), (45.33.53), (53.32M), (23), (47.22.46M), (28M.21.34)

Opponents: (49), (1), (22.42), (40), (40M), (32), (1), (18), (36), (33.44), (20), (35M.42.44M), (1), (32.22), (27), (1)

SCORING	TDR	TDP	TDR1	FG	PAT	S	TP
Elliot	0	0	0	24/35	47/48	0	119
E. Smith	18	1	0	0/0	0/0	0	114
Irvin	0	7	0	0/0	0/0	0	42
Novacek	0	6	0	0/0	0/0	0	36
Martin	0	3	2a	0/0	0/0	0	30
Harper	0	4	0	0/0	0/0	0	24
Johnston	0	2	0	0/0	0/0	0	12
Aikman	1	0	0	0/0	0/0	0	6
Horton	0	0	1b	0/0	0/0	0	6
Maryland	0	0	1c	0/0	0/0	0	6
Richards	1	0	0	0/0	0/0	0	6
R. Williams	0	0	1d	0/0	0/0	0	6
Holt	0	0	0	0/0	0/0	1#	2
Cowboys	20	23	5	24/35	47/48	1	409
Opponents	11	16	2*	14/17	27/29	0	243

- a 79 punt return vs. Washington (9/7)
74 punt return vs. LA Rams (11/15)
b 15 interception return vs. Seattle (10/11)
c 26 fumble return vs. Chicago (12/27)
d 3 blocked punt return vs. N.Y. Giants (9/13)
1 blocked punt out of end zone vs. Washington (9/7)
- * Copeland 0 fumble return vs. Washington (12/13)
Zorich 42 fumble return vs. Chicago (12/27)

USUAL STARTERS

WR	Alvin Harper	LE	Tony Tolbert
LT	Mark Tuinei (15)	LT	Tony Casillas
LG	Nate Newton (15)	RE	Russell Maryland
C	Mark Stepnoski (14)	RE	Charles Haley (13)
RG	John Gesek	Jim Jeffcoat (3)	
RT	Erik Williams	LLB	Vinson Smith (13)
TE	Jay Novacek	Kenneth Gant (3)	
WR	Michael Irvin	MLB	Brett Jones (13)
QB	Tommy Aikman	Ken Norton (3)	
RB	Ernie Smith	Ken Norton (3)	
FB	Daryl Johnston	LCB	Issiac Holt (11)
			Kevin Smith (5)
K	Lin Elliott	RCB	Larry Brown
P	Mike Saxon	SS	Thomas Everett (9)
		FS	James Washington (6)
			James Washington (9)
			Ray Horton (7)

Pro Bowlers in Bold

1993 ★ DALLAS COWBOYS STATISTICS ★ 1993

STAFF
PLAYERS
2019 SEASON
RECORDS
PLAYOFF RECORDS
STATISTICS
1993
SIDELINES

FIRST PLACE, NFC EAST			
HEAD COACH: JIMMY JOHNSON			
PRESEASON (1-3-1)			
Date	W/L	Score	Opponent
8/1	L	7-13	MINNESOTA
8/8	T	13-13	Det. @ London (OT)
8/14	W	13-7	L.A. RAIDERS
8/21	L	20-23	Houston @ San Ant.
8/27	L	21-23	@ Chicago
REGULAR SEASON (12-4)			
9/6	L	16-35	@ Washington
9/12	L	10-13	BUFFALO
9/19	W	17-10	@ Phoenix
9/26			-Bye-
10/3	W	36-14	GREEN BAY
10/10	W	27-3	@ Indianapolis
10/17	W	26-17	SAN FRANCISCO
10/24			-Bye-
10/31	W	23-10	@ Philadelphia
11/7	W	31-9	N.Y. GIANTS
11/14	W	20-15	PHOENIX
11/21	L	14-27	@ Atlanta
11/25	L	14-16	MIAMI
12/6	W	23-17	PHILADELPHIA
12/12	W	37-20	@ Minnesota
12/18	W	28-7	@ New York Jets
12/26	W	38-3	WASHINGTON
1/2/94	W	16-13	@ N.Y. Giants (OT)
1993 DIVISIONAL PLAYOFF			
1/16/94	W	27-17	Green Bay
1993 NFC CHAMPIONSHIP GAME			
1/23/94	W	38-21	San Francisco
SUPER BOWL XXVIII (ATLANTA)			
1/30/94	W	30-13	Buffalo

TEAM STATISTICS	DALLAS	OPP
FIRST DOWNS	322	297
Rushing	120	94
Passing	172	176
Penalty	30	27
Third Down-Made/Att.	83/198	87/219
Third Down Efficiency	41.9	39.7
Fourth Down-Made/Att.	7/12	6/17
TOTAL NET YARDS	5,615	4,767
Avg. Per Game	350.9	297.9
Total Plays	994	1012
Avg. Per Play	5.6	4.7
NET YARDS RUSHING	2,161	1,651
Avg. Per Game	135.1	103.2
Total Rushes	490	423
Avg. Per Rush	4.4	3.9
NET YARDS PASSING	3,454	3,116
Avg. Per Game	215.9	194.8
Sacks/Yards Lost	29/163	34/231
Gross Yards	3,617	3,347
Attempts/Completions	475/317	555/334
Pct. of Completions	66.7	60.2
Had Intercepted	6	14
PUNTS/AVERAGE	56/41.8	78/41.3
Net Punting Average	37.7	34.8
PUNT RET./AVG.	37/10.3	32/5.3
KICKOFF RET./AVG.	36/21.1	66/18.6
INT./AVG. RET.	14/12.2	6/7.8
PENALTIES/YARDS	94/744	87/653
FUMBLES/BALL LOST	33/16	22/14
TOUCHDOWNS	41	23
Rushing	20	7
Passing	18	14
Returns	3	2
EXTRA POINTS/ATTEMPTS	40/41	23/23
FIELD GOALS/ATTEMPTS	30/37	22/27
AVG TIME OF POSSESSION	30:56	29:04

RUSHING	ATT	YDS	AVG	LG	TD
E. Smith	283	1,486	5.3	62t	9
Lassic	75	269	3.6	15	3
Coleman	34	132	3.9	16	2
Aikman	32	125	3.9	20	0
Johnston	24	74	3.1	11	3
Gainer	9	29	3.2	8	0
K. Williams	7	26	3.7	12	2
Agee	6	13	2.2	6	0
Kosar	2	7	3.5	4	0
Irvin	2	6	3.0	9	0
Novacek	1	2	2.0	2t	1
J. Garrett	8	-8	-1.0	0	0
Cowboys	490	2,161	4.4	62t	20
Opponents	423	1,651	3.9	77t	7

RECEIVING	NO	YDS	AVG	LG	TD
Irvin	88	1,330	15.1	61t	7
E. Smith	57	414	7.3	86	1
Johnston	50	372	7.4	20	1
Novacek	44	445	10.1	30t	5
Harper	36	777	21.6	80t	5
K. Williams	20	151	7.6	33	2
Lassic	9	37	4.1	9	0
Gainer	6	37	6.3	8	0
Coleman	4	24	6.0	10	0
T. Williams	1	25	25.0	25	0
Price	1	4	4.0	4	0
Galbraith	1	1	1.0	1t	1
Cowboys	317	3,617	11.4	86	18
Opponents	334	3,347	10.0	70t	14

INTERCEPTIONS	NO	YDS	AVG	LG	TD
K. Smith	6	56	9.3	32t	1
Bates	2	25	12.5	22	0
Everett	2	25	12.5	17	0
Washington	1	38	38.0	24	0
Norton	1	25	25.0	25	0
Marion	1	2	2.0	2	0
Gant	1	0	0.0	0	0
Cowboys	14	171	12.2	32t	1
Opponents	6	47	7.8	26	0

PUNTING	NO	YDS	AVG	TB	IN20	LG	BL	NET
Jett	56	2,342	41.8	3	22	59	0	37.7
Cowboys	56	2,342	41.8	3	22	59	0	37.7
Opp.	78	3,219	41.3	6	21	60	0	34.8

PUNT RETURNS	NO	FC	YDS	AVG	LG	TD
K. Williams	36	14	381	10.6	64t	2
Washington	1	0	0	0.0	0	0
Cowboys	37	14	381	10.3	64t	2
Opponents	32	12	169	5.3	20	0

KICKOFF RETURNS	NO	YDS	AVG	LG	TD
K. Williams	31	689	22.2	49	0
K. Smith	1	33	33.0	33	0
Gant	1	18	18.0	18	0
R. Jones	1	12	12.0	12	0
Hennings	1	7	7.0	7	0
Novacek	1	-1	-1.0	-1	0
Vanderbeek	0	0	0.0	0	0
Cowboys	36	758	21.1	49	0
Opponents	66	1,225	18.6	95t	1

PASSING	ATT	COMP	YDS	PCT	AVG	ATT	TD	PCT	PCT
Aikman	392	271	3,100	69.1	7.9	15	3	8	6
Kosar	63	36	410	57.1	6.5	3	4	0	0
Rushing	19	9	61	47.4	3.2	0	0	0	0
Harper	1	1	46	100.0	46.0	0	0	0	0
Cowboys	475	317	3,617	66.7	7.6	18	3	8	6
Opponents	555	334	3,347	60.2	6.0	14	2	5	7

SCORE BY QUARTERS	1	2	3	4	OT	T
Cowboys	76	124	86	87	3	376
Opponents	43	46	79	61	0	229

FIELD GOALS	11-19	20-29	30-39	40-49	50+
Murray	4-4	4-4	9-12	8-8	3-5
Elliott	0-0	1-1	0-1	1-2	0-0
Cowboys	4-4	5-5	9-13	9-10	3-5
Opponents	3-3	11-11	5-6	3-7	0-0

Murray: (1,)(23,50M),(33,19,19,50,48),(30,32), (48,39,29,35M,18),(35,23,40),(34,54M), (44,43),(-),(32M),(23,19,47),(51,52,46), (1,)(39M,38),(32,38,41)

Elliott: (22),(49M,43,30M)

Opponents: (32M),(48,35),(20),(42M),(27),(25), (33),(21,45,29),(19,47),(26,24), (44M,20,31,41B,19),(25,44M),(19,21),0, (32), (29,31)

SCORING	RUSH	TD	RDP	TDR	FG	PAT	S	TP
Murray	0	0	0	28/33	38/38	0	122	
E. Smith	9	1	0	0/0	0/0	0	60	
Irvin	0	7	0	0/0	0/0	0	42	
K. Williams	2	2	2a	0/0	0/0	0	36	
Harper	0	5	0	0/0	0/0	0	30	
Johnston	3	1	0	0/0	0/0	0	24	
Lassic	3	0	0	0/0	0/0	0	18	
Coleman	2	0	0	0/0	0/0	0	12	
Novacek	1	1	0	0/0	0/0	0	12	
Elliott	0	0	0	2/4	2/3	0	8	
Galbraith	0	1	0	0/0	0/0	0	6	
K. Smith	0	0	1b	0/0	0/0	0	6	
Cowboys	20	18	3	30/37	40/41	0	376	
Opponents	7	14	2*	22/27	23/23	1	229	

a 64 punt return, vs. Miami (11/25)
 62 punt return, vs. Washington (11/26)
 b 32 interception return, @ N.Y. Jets (12/18)

* 95 kickoff return, R Brooks, vs. Green Bay (10/3)
 47 fumble return, E. Davis, vs. S.F. (10/17)
 # Kosar grounding in end zone vs. Phoenix (11/14)

USUAL STARTERS			
WR	Alvin Harper	LE	Tony Tolbert
LT	Mark Tuinei	LT	Tony Casillas
LG	Nate Newton	RT	Russell Maryland (12)
C	Mark Stepanoski (13)		Leon Lett (4)
	Frank Cormish (3)	RE	Charles Haley (11)
RG	Kevin Gogan		Jim Jeffcoat (3)
RT	Eric Williams	MLB	Dixon Edwards
TE	Jay Novacek	LLB	Ken Norton (13)
WR	Michael Irvin		Robert Jones (3)
QB	Troy Aikman	RLB	Darrin Smith (12)
RB	Emmitt Smith (13)		Ken Norton (3)
	Derrick Lassic (3)	LCB	Kevin Smith
FB	Daryl Johnston	RCB	Larry Brown
		SS	Darren Woodson
K	Eddie Murray	FS	Thomas Everett
P	John Jett		

Pro Bowlers in Bold

1994 ★ DALLAS COWBOYS STATISTICS ★ 1994

FIRST PLACE, NFC EAST
HEAD COACH: BARRY SWITZER

PRESEASON (2-3)				
Date	W/L	Score	Opponent	Att.
7/31	W	17-9	MINNESOTA	59,062
8/7	L	19-27	L.A. RAIDERS	61,332
8/15	L	0-6	Hous. @ Mex. City	112,376
8/21	W	34-10	DENVER	63,923
8/25	L	10-28	@ New Orleans	57,281
REGULAR SEASON (12-4)				
9/4	W	26-9	@ PITTSBURGH	60,156
9/11	W	20-17	HOUSTON	64,402
9/19	L	17-20	DETROIT (OT)	64,102
9/25			- Bye -	
10/2	W	34-7	@ Washington	55,394
10/9	W	38-3	ARIZONA	64,518
10/16	W	24-13	PHILADELPHIA	64,703
10/23	W	28-21	@ Arizona	71,023
10/30	W	23-20	@ Cincinnati	57,096
11/7	W	38-10	N.Y. GIANTS	64,836
11/13	L	14-21	@ San Francisco	69,014
11/20	W	31-7	WASHINGTON	64,644
11/24	W	42-31	GREEN BAY	64,597
12/4	W	31-19	@ Philadelphia	65,947
12/10	L	14-19	CLEVELAND	64,826
12/19	W	24-16	@ New Orleans	67,323
12/24	L	10-15	@ N.Y. Giants	66,943
1994 DIVISIONAL PLAYOFF				
1/8/95	W	35-9	GREEN BAY	64,475
1994 NFC CHAMPIONSHIP GAME				
1/15/95	L	28-38	@ San Francisco	69,125

TEAM STATISTICS			DALLAS	OPP
FIRST DOWNS.....	322	273		
Rushing.....	136	86		
Passing.....	160	157		
Penalty.....	26	30		
Third Down-Made/Att.....	93/209	91/229		
Third Down Efficiency.....	44.5	39.7		
Fourth Down-Made/Att.....	6/7	8/17		
TOTAL NET YARDS.....	5,321	4,313		
Avg. Per Game.....	332.6	269.6		
Total Plays.....	1,018	1,006		
Avg. Per Play.....	5.2	4.3		
NET YARDS RUSHING.....	1,953	1,561		
Avg. Per Game.....	122.1	97.6		
Total Rushes.....	550	437		
Avg. Per Rush.....	3.6	3.6		
NET YARDS PASSING.....	3,368	2,752		
Avg. Per Game.....	210.5	172.0		
Sacks/Yards Lost.....	20/93	47/299		
Gross Yards.....	3,461	3,051		
Attempts/Completions.....	418/282	522/269		
Pct. of Completions.....	62.9	51.5		
Had Intercepted.....	14	22		
PUNTS/AVERAGE.....	70/41.9	84/43.3		
Net Punting Average.....	35.4	36.8		
PUNT RET./AVG.....	44/9.2	36/10.5		
KICKOFF RET./AVG.....	50/25.7	82/20.8		
INT./AVG. RET.....	22/13.5	14/12.9		
PENALTIES/YARDS.....	100/895	102/826		
FUMBLES/BALL LOST.....	22/10	15/9		
TOUCHDOWNS.....	50	27		
Rushing.....	26	8		
Passing.....	19	19		
Returns.....	5	0		
EXTRA POINT/ATTEMPTS.....	48/50	24/27		
Kicking Made-Attempts.....	48/48	24/24		
Passing Made-Attempts.....	0/0	0/2		
Rushing Made-Attempts.....	0/2	0/1		
FIELD GOALS/ATTEMPTS.....	22/29	20/25		
AVG. TIME OF POSSESSION.....	31:35	28:25		

RUSHING	ATT	YDS	AVG	LG	TD
E. Smith	368	1,484	4.0	46	21
Coleman	64	180	2.8	13	1
Johnston	40	138	3.5	9	2
B. Thomas	24	70	2.9	11	1
Aikman	30	62	2.1	13	1
K. Williams	6	20	3.3	8	0
Agee	5	4	0.8	3	0
Wilson	1	-1	-1.0	-1	0
Garrett	3	-2	-0.7	0	0
Peete	9	-2	-0.2	2	0
Cowboys	550	1,953	3.6	46	26
Opponents	437	1,561	3.6	40	8

RECEIVING	NO	YDS	AVG	LG	TD
Irvin	79	1,241	15.7	65t	6
E. Smith	50	341	6.8	68	1
Novacek	47	475	10.1	27	2
Johnston	44	325	7.4	24	2
Harper	33	821	24.9	90	8
K. Williams	13	181	13.9	29	0
Coleman	8	46	5.8	14	0
Galbraith	4	31	7.8	15	0
B. Thomas	2	1	0.5	5	0
Agee	1	2	2.0	2	0
Kennard	1	-3	-3.0	-3	0
Cowboys	282	3,461	12.3	90	19
Opponents	269	3,051	11.3	67	19

INTERCEPTIONS	NO	YDS	AVG	LG	TD
Woodson	5	140	28.0	94t	1
Washington	5	43	8.6	25	0
Brown	4	21	5.3	14	0
D. Smith	2	13	6.5	13t	1
K. Smith	2	11	5.5	11	0
Tolbert	1	54	54.0	54t	1
Marion	1	11	11.0	11	0
Haley	1	1	1.0	1	0
Gant	1	0	0.0	0	0
Holmes	0	3	3.0	3	0
Cowboys	22	297	13.5	94t	3
Opponents	14	180	12.9	56	0

PUNTING	NO	YDS	AVG	TB	IN20	LG	BL	NET
Jett	70	2,935	41.9	4	26	58	0	35.4
Cowboys	70	2,935	41.9	4	26	58	0	35.4
Opp.	84	3,637	43.3	7	31	80	0	36.8

PUNT RETURNS	NO	FC	YDS	AVG	LG	TD
K. Williams	39	13	349	8.9	83t	1
Holmes	5	1	55	11.0	19	0
Cowboys	44	14	404	9.2	83t	1
Opponents	36	14	378	10.5	58	0

KICKOFF RETURNS	NO	YDS	AVG	LG	TD
K. Williams	43	1,148	26.7	87t	1
Holmes	4	89	22.3	32	0
Marion	2	39	19.5	21	0
R. Jones	1	8	8.0	8	0
Cowboys	50	1,284	25.7	87t	1
Opponents	82	1,709	20.8	67	0

PASSING	ATT	COMP	YDS	PCT	AVG	TD	PCT	PCT	PCT	LG	SKS	YDS	RATING
Aikman	361	233	2,676	64.5	7.4	13	3.6	12	3.3	90	14/59	84.9	
Peete	56	33	470	58.9	8.4	4	7.1	1	1.8	65t	7/21	102.5	
Garrett	31	16	315	51.6	10.2	2	6.5	1	3.2	68	2/13	95.5	
Cowboys	448	282	3,461	62.9	7.7	19	4.2	14	3.1	90	20/93	87.8	
Opponents	522	269	3,051	51.5	5.8	19	3.6	22	4.2	67t	47/299	64.0	

SCORE BY QUARTERS	1	2	3	4	OT	T
Cowboys	100	122	104	88	0	414
Opponents	34	93	46	72	3	248
FIELD GOALS	11-19	20-29	30-39	40-49	50+	
Boniol	3-3	3-4	10-12	6-9	0-1	
Cowboys	3-3	3-4	10-12	6-9	0-1	
Opponents	1-1	6-6	8-8	5-6	0-4	
Boniol: (40,31,21,32),(45,29),(19),(28,47), (41M,19),(37),(43B),(38M,37,43),(45), (43M),(32,51M),(41,37,35),(19),(0), (30,20B),(37,37M)						
Opponents: (41),(41),(32,51M,57B,51B,44), (1),(42),(0),(0),(22,33),(23),(0),(53M),(28), (22,19),(34,32,43,32),(40M,21,32,29),(38,30)						

SCORING	TDR	TDP	TDRt	FG	PAT	S	TP
E. Smith	21	1	0	0/0	0/0	0	132
Boniol	0	0	0	22/29	48/48	0	114
Harper	0	8	0	0/0	0/0	0	48
Irvin	0	6	0	0/0	0/0	0	36
Johnston	2	2	0	0/0	0/0	0	24
Novacek	0	2	0	0/0	0/0	0	12
K. Williams	0	0	2a	0/0	0/0	0	12
Aikman	1	0	0	0/0	0/0	0	6
Coleman	1	0	0	0/0	0/0	0	6
D. Smith	0	0	1b	0/0	0/0	0	6
B. Thomas	1	0	0	0/0	0/0	0	6
Tolbert	0	0	1c	0/0	0/0	0	6
Woodson	0	0	1d	0/0	0/0	0	6
Cowboys	26	19	5	22/29	48/48	0	414
Opponents	8	19	0	20/25	24/24	1*	248

2-PT Conversions: Team 0-2, Opponents 0-3

- a 87 kickoff return vs. Arizona (10/9)
- 83 punt return vs. Washington (11/20)
- b 13 interception return @ New Orleans (12/19)
- c 54 interception return @ New Orleans (12/19)
- d 94 interception return @ Philadelphia (12/4)

* R. Peete fum. out of end zone, @ NY Giants (12/24)

USUAL STARTERS

WR	Alvin Harper	LE	Tony Tolbert
LT	Mark Tuinei	LT	Russell Maryland
LG	Nate Newton	RT	Leon Lett
C	Mark Stepnoski	RE	Charles Haley
RG	Derrick Kennard	LLB	Dixon Edwards
RT	Larry Allen (9)	MLB	Robert Jones
RE	Erik Williams (7)	RCB	Darrin Smith
TE	Jay Novacek	LCB	Kevin Smith
WR	Michael Irvin	RCB	Larry Brown
QB	Troy Aikman	SS	Darren Woodson
RB	Emmitt Smith	FS	James Washington
FB	Daryl Johnston		
<i>Pro Bowlers in Bold</i>			
K	Chris Boniol		
P	John Jett		

1995 ★ DALLAS COWBOYS STATISTICS ★ 1995

STAFF PLAYERS 2019 SEASON RECORDS PLAYOFF RECORDS 1995 STATISTICS SIDELINES

FIRST PLACE, NFC EAST HEAD COACH: BARRY SWITZER			
PRESEASON (2-3)			
Date	W/L	Score	Opponent
7/29	W	21-15	BUFFALO
8/5	L	14-27	OAKLAND
8/12	L	7-9	Buffalo @ Toronto
8/21	L	17-20	@ Denver
8/26	W	10-0	Houston @ San Ant.
REGULAR SEASON (12-4)			
9/4	W	35-0	@ N.Y. Giants
9/10	W	31-21	DENVER
9/17	W	23-17	@ Minnesota (OT)
9/24	W	34-20	ARIZONA
10/1	L	23-27	@ Washington
10/8	W	34-24	GREEN BAY
10/15	W	23-9	@ San Diego
10/22			- Bye -
10/29	W	28-13	@ Atlanta
11/6	W	34-12	PHILADELPHIA
11/12	L	20-38	SAN FRANCISCO
11/19	W	34-21	@ Oakland
11/23	W	24-12	KANSAS CITY
12/3	L	17-24	WASHINGTON
12/10	L	17-20	@ Philadelphia
12/17	W	21-20	N.Y. GIANTS
12/25	W	37-13	@ Arizona
1995 DIVISIONAL PLAYOFF			
1/7/96	W	30-11	PHILADELPHIA
1995 NFC CHAMPIONSHIP GAME			
1/14/96	W	38-27	GREEN BAY
SUPER BOWL XXX (PHOENIX)			
1/28/96	W	27-17	Pittsburgh

TEAM STATISTICS	DALLAS	OPP
FIRST DOWNS	364	303
Rushing	141	113
Passing	195	165
Penalty	28	25
Third Down-Made/Att.	83/186	97/216
Third Down Efficiency	44.6	44.9
Fourth Down-Made/Att.	8/13	8/19
TOTAL NET YARDS	5,824	5,044
Avg. Per Game	364.0	315.3
Total Plays	1,007	1,001
Avg. Per Play	5.8	5.0
NET YARDS RUSHING	2,201	1,772
Avg. Per Game	137.6	110.8
Total Rushes	495	442
Avg. Per Rush	4.4	4.0
NET YARDS PASSING	3,623	3,272
Avg. Per Game	226.4	204.5
Sacked/Yards Lost	18/118	36/219
Gross Yards	3,741	3,491
Attempts/Completions	494/322	523/293
Pct. of Completions	65.2	56.0
Had Intercepted	10	19
PUNTS/AVERAGE	55/40.8	65/42.7
Net Punting Average	34.7	37.8
PUNT RET./AVG.	23/11.1	22/9.8
KICKOFF RET./AVG.	58/22.0	65/19.5
INT./AVG. RET.	19/13.7	10/15.5
PENALTIES/YARDS	90/695	112/913
FUMBLES/BALL LOST	24/13	16/6
TOUCHDOWNS	51	32
Rushing	29	13
Passing	18	17
Returns	4	2
EXTRA POINT/ATTEMPTS	47/50	30/32
Kicking Made-Attempts	46/48	29/29
Passing Made-Attempts	1/2	1/3
Rushing Made-Attempts	0/0	0/0
FIELD GOALS/ATTEMPTS	27/28	22/27
AVG. TIME OF POSSESSION	31:15	28:45

RUSHING	ATT	YDS	AVG	LG	TD
E. Smith	377	1,773	4.7	60t	25
S. Williams	48	205	4.3	44t	1
Johnston	25	111	4.4	18	2
K. Williams	10	53	5.3	14	0
Aikman	21	32	1.5	12	1
Wilson	10	12	1.2	11	0
Sanders	2	9	4.5	8	0
Lang	1	7	7.0	7	0
Garrett	1	-1	1.0	-1	0
Cowboys	495	2,201	4.4	60t	29
Opponents	442	1,772	4.0	48t	13

RECEIVING	NO	YDS	AVG	LG	TD
Irvin	111	1,603	14.4	50	10
Novacek	62	705	11.4	33t	5
E. Smith	62	375	6.0	40	0
K. Williams	38	613	16.1	48t	2
Johnston	30	248	8.3	24	1
Johnson	7	53	7.6	16	0
Fleming	6	83	13.8	16	0
S. Williams	3	28	9.3	24	0
Sanders	2	25	12.5	19	0
Watkins	1	8	8.0	8	0
Cowboys	322	3,741	11.6	50	18
Opponents	293	3,491	11.9	81t	17

INTERCEPTIONS	NO	YDS	AVG	LG	TD
Brown	6	124	20.7	65t	2
Marion	6	40	6.7	32t	1
Woodson	2	46	23.0	37t	1
Sanders	2	34	17.0	34	0
Myles	1	15	15.0	15	0
Brice	1	2	2.0	2	0
Holmes	1	0	0.0	0	0
Cowboys	19	261	13.7	65t	4
Opponents	10	155	15.5	48t	1

PUNTING	NO	YDS	AVG	TB	INT	LG	BL	NET
Jett	53	2,166	40.9	6	17	58	0	34.5
Boniol	2	77	38.5	0	2	56	0	38.5
Cowboys	55	2,243	40.8	6	19	58	0	34.7
Opp.	65	2,775	42.7	3	22	60	0	37.8

PUNT RETURNS	NO	FC	YDS	AVG	LG	TD
K. Williams	18	15	166	9.2	30	0
Holmes	4	1	35	8.8	13	0
Sanders	1	1	54	54.0	43	0
Cowboys	23	17	255	11.1	43	0
Opponents	22	10	216	9.8	21	0

KICKOFF RETURNS	NO	YDS	AVG	LG	TD
K. Williams	49	1,108	22.6	43	0
Holmes	5	134	26.8	46	0
Marion	1	16	16.0	16	0
Sanders	1	15	15.0	15	0
Schwartz	1	9	9.0	9	0
Watkins	1	-6	-6.0	-6	0
Cowboys	58	1,276	22.0	46	0
Opponents	85	1,661	19.5	59	0

PASSING	ATT	COMP	YDS	PCT	AVG	ATT	TD	INT	PCT	INT	LG	SKS/YDS	RATING
Aikman	432	280	3,304	64.8	7.7	16	3.7	7	1.6	50	14/89	93.6	
Wilson	57	38	391	66.7	6.9	1	1.8	3	5.3	38	4/29	70.1	
Garrett	5	4	46	80.0	9.2	1	20.0	0	0.0	24	0/0	144.6	
Cowboys	494	322	3,741	65.2	7.6	18	3.6	10	2.0	50	18/118	91.7	
Opponents	523	293	3,491	56.0	6.7	17	3.3	19	3.6	81t	36/219	72.3	

SCORE BY QUARTERS	1	2	3	4	OT	T
Cowboys	102	133	83	111	6	435
Opponents	38	104	78	71	0	291

FIELD GOALS	11-19	20-29	30-39	40-49	50+
Boniol	0-0	11-12	13-13	3-3	0-0
Cowboys	0-0	11-12	13-13	3-3	0-0
Opponents	1-1	7-7	7-8	7-10	0-1

Boniol: (), (45), (39,20M), (25,30), (32,34,23), (24, 35), (30), (), (42,37), (26,37), (26,38), (20), (37), (21), (27,32,23,45,35), (39,23,24), (38,46), (42), (), (21,40), (36,37), (26), (31M), (34,37), (47), (42,27,38,42), (40M,20,27), (21,23)

SCORING	TD	TDP	TDRT	2PI	FG	PAT	S	TP
E. Smith	25	0	0	0	0/0	0	150	
Boniol	0	0	0	0	27/28	46/48	0	
Irvin	0	10	0	0	0/0	0	0	
Novacek	0	5	0	1	0/0	0	32	
Johnston	2	1	0	0	0/0	0	18	
Brown	0	0	2a	0	0/0	0	12	
K. Williams	0	2	0	0	0/0	0	12	
Aikman	1	0	0	0	0/0	0	6	
Marion	0	0	1b	0	0/0	0	6	
S. Williams	1	0	0	0	0/0	0	6	
Woodson	0	0	1c	0	0/0	0	6	
Cowboys	29	18	4	1	27/28	46/48	0	
Opponents	13	17	2*	1	22/27	29/29	1	

2-Pt Conversions: Team 1-2, Opponents 1-3
 a 20 interception return vs Philadelphia (11/6)
 65 interception return @ Philadelphia (12/10)
 b 32 interception return @ Arizona (1/25)
 c 37 interception return @ Washington (10/1)

* Hanks 38 fumble return vs San Francisco (11/12)
 A. Williams 48 int. return @ Arizona (12/25)
 + Aikman sacked in end zone @ San Diego (10/15)

USUAL STARTERS			
WR	Kevin Williams	LE	Tony Tolbert
LT	Mark Tuinei	LT	Russell Maryland
LG	Steve Newton	RT	Leon Lett (10)
C	Ray Donaldson (12)	RE	Charles Haley (11)
	Derek Kennard (4)		Shante Carver (3)
RG	Larry Allen	MLB	Dixon Edwards
RT	Erik Williams	LLB	Robert Jones (12)
TE	Jay Novacek	MRB	Robert Jones (12)
WR	Michael Irvin	LB	Godfrey Myles (4)
QB	Troy Aikman	RLB	Darrin Smith (9)
RB	Emmit Smith	CB	Godfrey Myles (7)
FB	Daryl Johnston	LCB	Deion Sanders (9)
			Clayton Holmes (6)
K	Chris Boniol	RCB	Larry Brown
P	John Jett	SS	Darren Woodson
		FS	Brock Marion

PCT		PCT		PCT		PCT		PCT	
INT	INT	INT	INT	INT	INT	INT	INT	INT	INT
16	3.7	7	1.6	50	14/89	93.6			
1	1.8	3	5.3	38	4/29	70.1			
1	20.0	0	0.0	24	0/0	144.6			
18	3.6	10	2.0	50	18/118	91.7			
17	3.3	19	3.6	81t	36/219	72.3			

1996 ★ DALLAS COWBOYS STATISTICS ★ 1996

FIRST PLACE, NFC EAST HEAD COACH: BARRY SWITZER

PRESEASON (2-3)				
Date	W/L	Score	Opponent	Att.
7/27	W	35-34	OAKLAND	61,524
8/5	L	6-32	Kan. City @ Mont.	45,128
8/12	L	7-31	NEW ENGLAND	57,874
8/17	L	3-20	DENVER	56,115
8/24	W	24-19	Houston @ Orlando	44,296
REGULAR SEASON (10-6)				
9/2	L	6-22	@ Chicago	63,076
9/8	W	27-0	N.Y. GIANTS	63,069
9/15	L	24-25	INDIANAPOLIS	63,021
9/22	L	7-10	@ Buffalo	78,098
9/30	W	23-19	@ Philadelphia	67,201
10/6			- Bye -	
10/13	W	17-3	ARIZONA	64,096
10/20	W	32-28	ATLANTA	64,091
10/27	W	29-10	@ Miami	75,283
11/3	L	21-31	PHILADELPHIA	64,952
11/10	W	20-17	@ San Fran. (OT)	68,919
11/18	W	21-6	GREEN BAY	65,032
11/24	L	6-20	@ N.Y. Giants	77,081
11/28	W	21-10	WASHINGTON	64,955
12/8	W	10-6	@ Arizona	70,763
12/15	W	12-6	NEW ENGLAND	65,578
12/22	L	10-37	@ Washington	56,454
1996 NFC WILD CARD GAME				
12/28	W	40-15	MINNESOTA	64,682
1996 DIVISIONAL PLAYOFF				
1/5/97	L	17-26	@ Carolina	72,808

TEAM STATISTICS			DALLAS	OPP
FIRST DOWNS.....	286	260	
Rushing.....	105	89	
Passing.....	163	144	
Penalty.....	18	27	
Third Down-Made/Att.....	89/213	73/212	
Third Down Efficiency.....	41.8	34.4	
Fourth Down-Made/Att.....	4/8	12/20	
TOTAL NET YARDS.....	4,763	4,382	
Avg. Per Game.....	297.7	273.9	
Total Plays.....	981	958	
Avg. Per Play.....	4.9	4.6	
NET YARDS RUSHING.....	1,641	1,576	
Avg. Per Game.....	102.6	98.5	
Total Rushes.....	475	437	
Avg. Per Rush.....	3.5	3.6	
NET YARDS PASSING.....	3,122	2,806	
Avg. Per Game.....	195.1	175.4	
Sacked/Yards Lost.....	19/127	37/219	
Gross Yards.....	3,249	3,025	
Attempts/Completions.....	487/307	484/271	
Pct. of Completions.....	63.0	56.0	
Had Intercepted.....	14	19	
PUNTS/AVERAGE.....	74/42.6	75/46.1	
Net Punting Average.....	36.8	39.5	
PUNT RET./AVG.....	44/9.0	32/7.8	
KICKOFF RET./AVG.....	53/25.3	70/20.4	
INT./AVG. RET.....	19/8.8	14/17.9	
PENALTIES/YARDS.....	103/832	94/717	
FUMBLE/BALL LOST.....	24/15	26/14	
TOUCHDOWNS.....	27	24	
Rushing.....	14	10	
Passing.....	12	10	
Returns.....	1	4	
EXTRA POINT/ATTEMPTS.....	26/27	20/24	
Kicking Made-Attempts.....	24/25	20/20	
Passing Made-Attempts.....	2/2	0/3	
Rushing Made-Attempts.....	0/0	0/1	
FIELD GOALS/ATTEMPTS.....	32/36	28/32	
AVG TIME OF POSS.....	30:53	29:07	

RUSHING						
	ATT	YDS	AVG	LG	TD	
E. Smith	327	1,204	3.7	42	12	
Sh. Williams	69	269	3.9	27	0	
Walker	10	83	8.3	39†	1	
Johnston	22	48	2.2	7	0	
Aikman	35	42	1.2	10	1	
K. Williams	4	11	2.8	9	0	
Wilson	4	5	1.3	8	0	
Sanders	3	2	0.7	3	0	
Jett	1	-23	-23.0	-23	0	
Cowboys	475	1,641	3.5	42	14	
Opponents	437	1,576	3.6	37	10	

RECEIVING						
	NO	YDS	AVG	LG	TD	
Irvin	64	962	15.0	61	2	
Bjornson	48	388	8.1	25	3	
E. Smith	47	249	5.3	21	3	
Johnston	43	278	6.5	23	1	
Sanders	36	475	13.2	41	1	
K. Williams	27	323	12.0	31	1	
Martin	25	380	15.2	60†	1	
Walker	7	89	12.7	24	0	
Sh. Williams	5	41	8.2	13	0	
Armstrong	2	10	5.0	6	0	
Wilson	1	32	32.0	32	0	
Mitchell	1	17	17.0	17	0	
Ware	1	5	5.0	5	0	
Cowboys	307	3,249	10.6	61	12	
Opponents	271	3,025	11.2	52	10	

INTERCEPTIONS						
	NO	YDS	AVG	LG	TD	
K. Smith	5	45	9.0	24	0	
Woodson	5	43	8.6	21	0	
Teague	4	47	11.8	22	0	
Harper	2	30	15.0	15	0	
Sanders	2	3	1.5	2	0	
Strickland	1	0	0.0	0	0	
Cowboys	19	168	8.8	24	0	
Opponents	14	250	17.9	104†	1	

PUNTING						
	NO	YDS	AVG	TB	INT	LG
Jett	74	3,150	42.6	9	22	60
Cowboys	74	3,150	42.6	9	22	60
Opp.	75	3,459	46.1	5	23	67

PUNT RETURNS						
	NO	FC	YDS	AVG	LG	TD
Martin	41	10	373	9.1	22	0
K. Williams	2	0	17	8.5	9	0
Sanders	1	1	4	4.0	4	0
Cowboys	44	11	394	9.0	22	0
Opponents	32	23	249	7.8	52	0

KICKOFF RETURNS						
	NO	YDS	AVG	LG	TD	
Walker	27	779	28.9	89	0	
K. Williams	21	471	22.4	39	0	
Marion	3	68	22.7	37	0	
C. Williams	2	21	10.5	21	0	
Cowboys	53	1,339	25.3	89	0	
Opponents	70	1,431	20.4	50	0	

PASSING						
	ATT	COMP	YDS	PCT	ATT	
Aikman	465	296	3,126	63.7	6.7	
Wilson	18	8	79	44.4	4.4	
Garrett	3	3	44	100.0	14.7	
Sh. Williams	1	0	0	0.0	0.0	
Cowboys	487	307	3,249	63.0	6.7	
Opponents	484	271	3,025	56.0	6.3	

SCORE BY QUARTERS						
	1	2	3	4	OT	T
Cowboys	60	85	57	81	3	286
Opponents	52	80	51	67	0	250

FIELD GOALS						
	11-19	20-29	30-39	40-49	50+	
Boniol	1-1	13-13	12-13	5-7	1-2	
Cowboys	1-1	13-13	12-13	5-7	1-2	
Opponents	1-1	10-11	8-10	7-8	2-2	

Boniol: (28,43M,28),(23,29),(52,40M,57M), (36B),(46,30,21),(23),(49),(33,29,24), (19,37),(26,29),(45,37,42,45,35,39,28), (31,37),(0),(31),(23,36,35,29),(34)

Opponents: (31,35M,42,34),(0),(23,25,52,43), (32),(46,29B),(49),(23,54,32,28,37),(26), (30),(28),(32M),(45,46),(40B,21), (33,28),(21,30),(46,29,16)

SCORING										
	TDR	TOP	TR	2PT	FG	PAT	S	TP		
Boniol	0	0	0	0	32/36	24/25	0	120		
E. Smith	12	3	0	0	0/0	0/0	0	0	0	0
Bjornson	0	3	0	1	0/0	0/0	0	0	0	20
Irvin	0	2	0	1	0/0	0/0	0	0	0	14
Sanders	0	1	1a	0	0/0	0/0	0	0	0	12
Aikman	1	0	0	0	0/0	0/0	0	0	0	6
Johnston	1	0	0	0	0/0	0/0	0	0	0	6
Martin	0	1	0	0	0/0	0/0	0	0	0	6
Walker	1	0	0	0	0/0	0/0	0	0	0	6
K. Williams	0	1	0	0	0/0	0/0	0	0	0	6
Cowboys	14	12	1	0	32/36	24/25	0	286		
Opponents	10	10	4*	0	28/32	20/20	1	250		

2-PT Conversions: Cowboys 2-2 Opponents 0-4

a 22 fumble return vs. Indianapolis (9/15)

* Cox 0 fumble recovery @ Chicago (9/2)
Hall 32 interception return @ Philadelphia (9/30)
Vincent 90 interception return vs. Philadelphia (11/3)
Wooten 54 fumble return @ N.Y. Giants (11/24)
+ Jett runs out of end zone @ Philadelphia (9/30)

USUAL STARTERS

WR	Kevin Williams (9)	LE	Tony Tolbert
	Deion Sanders (3)	LT	Chad Hennings
LT	Mark Tuinei	RT	Leon Lett
LG	Nate Newton	RE	Shante Carver (7)
C	Ray Donaldson	RCB	Charles Haley (5)
RG	Larry Allen	LB	Hurvin McCormack (3)
RT	Erik Williams	LLB	Broderick Thomas (8)
TE	Eric Bjornson (10)		Randall Godfrey (6)
	Tyji Armstrong (5)	MLB	Fred Strickland
WR	Michael Irvin (11)	RLB	Darrin Smith
	Deion Sanders (5)	LCB	Kevin Smith
QB	Troy Aikman	RCB	Dale Sanders
RB	Emmitt Smith	SS	Darren Woodson
FB	Daryl Johnston	FS	Brock Marion (10)
			George Teague (6)
K	Chris Boniol		
P	John Jett		
ST	Jim Schwartz		<i>Pro Bowlers in Bold</i>

PCT										
	TD	INT	INT	LG	SKS/YDS	RATING				
12	2.6	13	2.8	61	18/120	80.1				
0	0.0	1	5.6	20	1/7	34.3				
0	0.0	0	0.0	32	0/0	118.8				
0	0.0	0	0.0	0	0/0	39.6				
12	2.5	14	2.9	61	19/127	78.6				
10	2.1	19	3.9	52	37/219	65.3				

1997 ★ DALLAS COWBOYS STATISTICS ★ 1997

STAFF PLAYERS 2019 SEASON RECORDS PLAYOFF RECORDS 1997 STATISTICS SIDELINES

FOURTH PLACE, NFC EAST HEAD COACH: BARRY SWITZER			
PRESEASON (2-2)			
Date	W/L	Score	Opponent
8/3	L	27-34	OAKLAND
8/8	L	10-16	@ New England
8/15	W	34-31	ST. LOUIS
8/22	W	34-10	TENNESSEE
REGULAR SEASON (6-10)			
8/31	W	37-7	@ Pittsburgh
9/7	L	22-25	@ Arizona (OT)
9/15	W	21-20	PHILADELPHIA
9/21			- Bye -
9/28	W	27-3	CHICAGO
10/5	L	17-20	@ N.Y. Giants
10/13	L	16-21	@ Washington
10/19	W	26-22	JACKSONVILLE
10/26	L	12-13	@ Philadelphia
11/2	L	10-17	@ San Francisco
11/9	W	24-6	ARIZONA
11/16	W	17-14	WASHINGTON
11/23	L	17-45	@ Green Bay
11/27	L	14-27	TENNESSEE
12/8	L	13-23	CAROLINA
12/14	L	24-31	@ Cincinnati
12/21	L	7-20	N.Y. GIANTS

TEAM STATISTICS	DALLAS	OPP
FIRST DOWNS	250	280
Rushing	279	281
Rushing	82	104
Passing	170	139
Penalty	27	38
Third Down-Made/Att	83/229	89/233
Third Down Efficiency	36.2	38.2
Fourth Down-Made/Att	6/13	5/11
TOTAL NET YARDS	4,778	4,516
Avg. Per Game	298.6	282.3
Total Plays	1,015	1,022
Avg. Per Play	4.7	4.4
NET YARDS RUSHING	1,637	1,994
Avg. Per Game	102.3	124.6
Total Rushes	423	511
Avg. Per Rush	3.9	3.9
NET YARDS PASSING	3,141	2,522
Avg. Per Game	196.3	157.6
Sacked/Yards Lost	39/313	38/195
Gross Yards	3,454	2,717
Attempts/Completions	553/314	473/253
Pct. of Completions	56.8	53.5
Had Intercepted	12	7
PUNTS/AVERAGE	86/41.8	95/43.6
Net Punting Average	35.4	36.1
PUNT RET./AVG.	46/11.1	40/9.1
KICKOFF RET./AVG.	63/24.1	65/18.0
INT./AVG. RET.	7/18.6	12/17.6
PENALTIES/YARDS	116/1,058	99/757
FUMBLES/BALL LOST	23/11	27/12
TOUCHDOWNS	29	36
Rushing	6	12
Passing	19	20
Returns	4	4
EXTRA POINT/ATTEMPTS	26/29	36/36
Kicking Made-Attempts	24/24	34/34
Passing Made-Attempts	2/5	2/2
Rushing Made-Attempts	0/0	0/0
FIELD GOALS/ATTEMPTS	34/38	20/27
AVG TIME OF POSS.	29:53	30:07

RUSHING	ATT	YDS	AVG	LG	TD
E. Smith	261	1,074	4.1	44	4
Sh. Williams	121	468	3.9	18	2
Aikman	25	79	3.2	13	0
Walker	6	20	3.3	11	0
Miller	1	6	6.0	6	0
Johnston	2	3	1.5	3	0
Wilson	6	-2	-0.3	3	0
Sanders	1	-11	-11.0	-11	0
Cowboys	423	1,637	3.9	44	6
Opponents	511	1,994	3.9	31	12

RECEIVING	NO	YDS	AVG	LG	TD
Irvin	75	1,180	15.7	55	9
Bjornsson	47	442	9.4	32	0
Miller	46	645	14.0	54	4
E. Smith	40	234	5.9	24	0
St. Williams	30	308	10.3	20	1
Sh. Williams	21	159	7.6	18	0
Johnston	18	166	9.2	21	1
LaFleur	18	122	6.8	17	2
Walker	14	149	10.6	64	2
B. Davis	3	33	11.0	12	0
Galbraith	2	16	8.0	11	0
Cowboys	314	3,454	11.0	64	19
Opponents	253	2,717	10.7	61	20

INTERCEPTIONS	NO	YDS	AVG	LG	TD
Sanders	2	81	40.5	50	1
Stoutmire	2	8	4.0	8	0
K. Smith	1	21	21.0	21	0
Woodson	1	14	14.0	14	0
Coakley	1	6	6.0	6	0
Cowboys	7	130	18.6	50	1
Opponents	12	211	17.6	61	1

PUNTING	NO	YDS	AVG	TB	IN20	LG	BL	NET
Gowin	86	3,592	41.8	9	26	72	0	35.4
Cowboys	86	3,592	41.8	9	26	72	0	35.4
Opp.	95	4,142	43.6	10	27	66	0	36.0

PUNT RETURNS	NO	FC	YDS	AVG	LG	TD
Sanders	33	12	407	12.3	83	1
Mathis	11	2	91	8.3	45	0
St. Williams	2	0	14	7.0	14	0
Pittman	1	0	0	0.0	0	0
Cowboys	47	14	512	10.9	83	1
Opponents	40	19	365	9.1	37	0

KICKOFF RETURNS	NO	YDS	AVG	LG	TD
Walker	50	1,167	23.3	49	0
Marion	10	311	31.1	49	0
Galbraith	2	24	12.0	11	0
Sanders	1	18	18.0	18	0
Cowboys	63	1,520	24.1	49	0
Opponents	65	1,172	18.0	34	0

SCORE BY QUARTERS	1	2	3	4	OT	T
Cowboys	41	95	86	82	0	304
Opponents	64	71	86	90	3	314

FIELD GOALS	11-19	20-29	30-39	40-49	50+
Cunningham	1-1	16-16	9-9	7-10	1-1
Gowin	0-0	0-0	0-0	0-0	0-1
Cowboys	1-1	16-16	9-9	7-10	1-1
Opponents	2-2	8-8	4-6	6-9	0-2

Cunningham: (52,24,28),(24,47,37,34,28,40B), (46,48,25,23,22),(33,23),(38,40M,31,27), (19),(37,21),(26,24,35,43),(21),(23), (34,40,42),(29),(0,43,32),(23),(44M)
 Gowin: (0),(0),(0),(0),(0),(63M),(0),(0),(0),(0),(0),(0)
 Opponents: (0),(20),(49,45M,44),(21),(27,22), (0),(52M,47M,29,37),(28),(46M,42,39,51M), (0),(34M,32),(29,19),(34,40,18),(42), (28,42,38M)

SCORING	TD	TDP	TDR	2PT	FG	PAT	S	TP
Cunningham	0	0	0	0	34/37	24/24	0	126
Irvin	0	9	0	0	0/0	0/0	0	54
E. Smith	4	0	0	1	0/0	0/0	0	26
Miller	0	4	0	0	0/0	0/0	0	24
LaFleur	0	2	0	0	0/0	0/0	0	12
Sanders	0	0	2a	0	0/0	0/0	0	12
Walker	0	2	0	0	0/0	0/0	0	12
Sh. Williams	2	0	0	0	0/0	0/0	0	12
Coakley	0	0	1b	0	0/0	0/0	0	6
Hennings	0	0	1c	0	0/0	0/0	0	6
Johnston	0	1	0	0	0/0	0/0	0	6
St. Williams	0	1	0	0	0/0	0/0	0	6
Bjornsson	0	0	0	1	0/0	0/0	0	2
Gowin	0	0	0	0	0/1	0/0	0	0
Cowboys	6	19	4	2	34/38	24/24	0	304
Opponents	12	20	4*	2	20/27	34/34	0	314

2-Pt Conversions: Cowboys 2-5; Opponents 2-2

- a 83 punt return vs. Chicago (9/28)
 - 50 interception return @ Green Bay (11/23)
 - b 16 fumble return @ Washington (10/13)
 - c 4 fumble return @ Arizona (9/7)
- * Thomas 37 fumble return vs. Philadelphia (9/15)
 Wooten 61 interception return @ N.Y. Giants (10/5)
 Sharper 34 fumble return @ Green Bay (11/23)
 Robertson 42 fumble return vs. Tennessee (11/27)

USUAL STARTERS			
WR	Anthony Miller	LE	Tony Tolbert
LT	George Hegamin (7)	RT	Tony Casillas
	Mark Tuinei (6)	LT	Chad Hennings (8)
	Larry Allen (3)		Antonio Anderson (5)
LG	Nate Newton		Leon Lett (3)
C	Clay Shiver	RE	Shante Carter
RG	Larry Allen (13)	LLB	Randall Godfrey
	John Flannery (3)	MLB	Fred Strickland
RT	Erik Williams	RLB	Dexter Coakley
TE	Eric Bjornsson	LCB	Kevin Smith
WR	Michael Irvin	RCB	Deion Sanders (13)
DB	Troy Aikman		Kevin Mathis (3)
FB	Ermit Smith	SS	Darren Woodson
RB	Daryl Johnston (6)	FS	Brock Marion
	Herschel Walker (6)		
	David LaFleur (3)	P	Toby Gowin

K	Richie Cunningham	Pro Bowlers in Bold

PASSING	ATT	COMP	YDS	PCT	AVG	TD	PCT INT	PCT INT	LG	SKS/YDS	RATING	
Aikman	518	292	3,283	56.4	6.3	19	3.7	12	2.3	64	33/269	78.0
Wilson	21	12	115	57.1	5.5	0	0.0	0	0.0	32	4/26	72.5
Garrett	14	10	56	71.4	4.0	0	0.0	0	0.0	12	2/18	78.3
Cowboys	553	314	3,454	56.8	6.3	19	3.4	12	2.2	64	39/313	77.8
Opponents	473	253	2,717	53.5	5.7	20	4.2	7	1.5	61	38/195	78.5

1998 ★ DALLAS COWBOYS STATISTICS ★ 1998

FIRST PLACE, NFC EAST HEAD COACH: CHAN GAILEY			
PRESEASON (0-5)			
Date	W/L	Score	Opponent
8/1	L	19-20	SEATTLE
8/8	L	3-16	OAKLAND
8/17	L	3-21	N.E. @ Mex. City
8/22	L	14-22	@ St. Louis
8/27	L	20-42	@ Jacksonville
REGULAR SEASON (10-6)			
9/6	W	38-10	ARIZONA
9/13	L	23-42	@ Denver
9/21	W	31-7	@ N.Y. Giants
9/27	L	12-13	OAKLAND
10/4	W	31-10	@ Washington
10/11	W	27-20	CAROLINA
10/18	L	12-13	@ Chicago
10/25			- Bye -
11/2	W	34-0	@ Philadelphia
11/8	W	16-6	N.Y. GIANTS
11/15	W	35-28	@ Arizona
11/22	W	30-22	SEATTLE
11/26	L	36-46	MINNESOTA
12/6	L	3-22	@ New Orleans
12/13	L	17-20	@ Kansas City
12/20	W	13-9	PHILADELPHIA
12/27	W	23-7	WASHINGTON
1998 NFC WILD CARD GAME			
1/2/99	L	7-20	ARIZONA

TEAM STATISTICS	DALLAS	OPP
FIRST DOWNS.....	308	276
Rushing.....	125	84
Passing.....	154	162
Penalty.....	29	30
Third Down-Made/Att.....	76/206	71/210
Third Down Efficiency.....	36.9	33.8
Fourth Down-Made/Att.....	8/12	5/20
TOTAL NET YARDS.....	5,450	5,164
Avg. Per Game.....	340.6	322.8
Total Plays.....	992	988
Avg. Per Play.....	5.5	5.2
NET YARDS RUSHING.....	2,014	1,619
Avg. Per Game.....	125.9	101.2
Total Rushes.....	499	401
Avg. Per Rush.....	4.0	4.0
NET YARDS PASSING.....	3,436	3,545
Avg. Per Game.....	214.8	221.6
Sacked/Yards Lost.....	19/110	34/222
Gross Yards.....	3,546	3,767
Attempts/Completions.....	474/279	553/290
Pct. of Completions.....	58.9	52.4
Had Intercepted.....	8	14
NETS/AVERAGE.....	78/42.8	85/42.4
Net Punting Average.....	36.6	35.0
PUNT RET./AVG.....	39/12.6	34/6.2
KICKOFF RET./AVG.....	51/23.4	69/18.5
INT./AVG. RET.....	14/17.9	8/15.1
PENALTIES/YARDS.....	128/1,108	120/917
FUMBLE/BALL LOST.....	18/7	23/12
TOUCHDOWNS.....	42	32
Rushing.....	21	10
Passing.....	17	21
Returns.....	4	1
EXTRA POINT/ATTEMPTS.....	40/42	31/32
Kicking Made-Attempts.....	40/40	29/30
Passing Made-Attempts.....	0/2	1/1
Rushing Made-Attempts.....	0/0	1/1
FIELD GOALS/ATTEMPTS.....	29/35	16/19
AVG TIME OF POSS.....	31:50	28:10

RUSHING	ATT	YDS	AVG	LG	TD
E. Smith	319	1,332	4.2	32	13
Warren	59	291	4.9	49	4
S. Williams	64	220	3.4	24	1
Aikman	22	69	3.1	23	2
Gowin	1	33	33.0	33	0
Johnston	8	17	2.1	6	0
B. Davis	4	15	3.8	8	0
Garrett	11	14	1.3	5	0
Ogden	1	12	12.0	12	0
Mills	3	9	3.0	5	0
Bjornson	1	7	7.0	7	1
Irvin	1	1	1.0	1	0
Quinn	5	-6	-1.2	-1	0
Cowboys	499	2,014	4.0	49	21
Opponents	401	1,619	4.0	63	10

RECEIVING	NO	YDS	AVG	LG	TD
Irvin	74	1,057	14.3	51	1
B. Davis	39	691	17.7	80	3
Mills	28	479	17.1	43	4
E. Smith	27	175	6.5	24	2
LaFleur	20	176	8.8	24	2
Jeffers	18	330	18.3	67	2
Johnston	18	60	3.3	9	1
Bjornson	15	218	14.5	43	1
Warren	13	66	5.1	15	1
S. Williams	11	104	9.5	30	0
Ogden	8	63	7.9	12	0
Sanders	7	100	14.3	55	0
Clay	1	27	27.0	27	0
Cowboys	279	3,546	12.7	80	17
Opponents	290	3,767	13.0	89	21

INTERCEPTIONS	NO	YDS	AVG	LG	TD
Sanders	5	153	30.6	71	1
K. Smith	2	31	15.5	22	0
Mathis	2	0	0.0	0	0
Wheaton	1	41	41.0	41	0
Cookley	1	18	18.0	18	0
Reese	1	6	6.0	6	0
Woodson	1	1	1.0	1	0
Godfrey	1	0	0.0	0	0
Cowboys	14	250	17.9	71	1
Opponents	8	121	15.1	30	1

PUNTING	NO	YDS	AVG	TB	IN20	LG	BL	NET
Gowin	77	3,342	43.4	14	31	65	1	36.6
Cowboys	78	3,342	42.8	14	31	65	1	36.6
Opp.	85	3,604	42.4	7	22	65	0	35.0

PUNT RETURNS	NO	FC	YDS	AVG	LG	TD
Sanders	24	8	375	15.6	69	2
Hughes	10	3	93	9.3	35	0
Warren	2	1	11	5.5	6	0
Mathis	2	1	3	1.5	5	0
K. Smith	1	0	11	11.0	11	0
Cowboys	39	13	493	12.6	69	2
Opponents	34	13	210	6.2	18	0

KICKOFF RETURNS	NO	YDS	AVG	LG	TD
Mathis	25	621	24.8	42	0
Hughes	11	274	24.9	36	0
Warren	5	90	18.0	23	0
S. Williams	4	103	25.8	40	0
Ogden	3	65	21.7	28	0
Sanders	1	16	16.0	16	0
LaFleur	1	12	12.0	12	0
B. Davis	1	10	10.0	10	0
Cowboys	51	1,191	23.4	42	0
Opponents	69	1,274	18.5	44	0

SCORE BY QUARTERS	1	2	3	4	OT	T
Cowboys	72	124	80	105	0	381
Opponents	77	82	66	50	0	275

FIELD GOALS	11-19	20-29	30-39	40-49	50+
Cunningham	1-1	9-9	8-11	10-11	1-3
Cowboys	1-1	9-9	8-11	10-11	1-3
Opponents	0-0	6-6	5-5	3-6	2-2

Cunningham	(25)	(30,54,26)	(40,38M)	(40,37M)	(42)	(27,55M,38)	(23,23)	(33,25)	(37,38M,40,19)	(,)	(47,44,28)	(30,46,47)	(33)	(32)	(51M,42,41)	(49M,34,23,26)
Opponents	(22)	(,)	(,)	(30,48M,38)	(31)	(,)	(22,29)	(,)	(32,23)	(40B)	(,)	(45)	(53,53)	(24,43)	(21,48M,41,39)	(,)

SCORING	TDR	TDP	2Pt	Pt	FG	PAT	S	TP
Cunningham	0	0	0	0	0	29/35	40/40	0/127
E. Smith	13	2	0	0	0/0	0/0	0/0	0/30
Warren	4	1	0	0	0/0	0/0	0/0	0/90
Mills	0	4	0	0	0/0	0/0	0/0	0/24
B. Davis	0	3	0	0	0/0	0/0	0/0	0/18
Sanders	0	0	3a	0	0/0	0/0	0/0	0/18
Aikman	2	0	0	0	0/0	0/0	0/0	0/12
Bjornson	1	1	0	0	0/0	0/0	0/0	0/12
Jeffers	0	2	0	0	0/0	0/0	0/0	0/12
LaFleur	0	2	0	0	0/0	0/0	0/0	0/12
Wheaton	0	0	1b	0	0/0	0/0	1+	8
Clay	0	1	0	0	0/0	0/0	0/0	0/6
Johnston	0	1	0	0	0/0	0/0	0/0	0/6
S. Williams	1	0	0	0	0/0	0/0	0/0	0/6
Cowboys	21	17	4	0	39/35	40/40	1/381	
Opponents	10	21	* 2	16/19	29/30	#2/25		

2-Pt Conversions: Cowboys 0-2; Opponents 2-2

a 59 punt return @ N.Y. Giants (9/21)

71 interception return @ N.Y. Giants (9/21)

69 punt return @ Philadelphia (11/2)

b 15 fumble return vs. Arizona (9/6)

+ Aruz tackled in end zone vs. Oakland (9/27)

* Adams 25 interception return vs. Seattle (11/22)

Aikman grounding in end zone @ New Orleans (12/6)

USUAL STARTERS

WR	Billy Davis	LE	Kavka Pittman
LT	Larry Allen	LT	Leon Lett
LG	Nate Newton	RT	Chad Hennings
C	Clay Shiver (9)	RE	Greg Ellis
	Michael Kiselek (7)	LLB	Randall Godfrey
RG	Flozell Adams (10)	MLB	Fred Strickland
	Everett McIver (6)	RLB	Dexter Coakley
RT	Erik Williams	LCB	Kevin Smith (12)
TE	David LaFleur		Kevin Mathis (4)
QB	Michael Irvin	RCB	Deion Sanders (11)
WR	Troy Aikman (11)		Charlie Williams (3)
	Jason Garrett (5)	SS	Darren Woodson
RB	Emmitt Smith	FS	Omar Stoutimer (12)
FB	Daryl Johnston		George Teague (4)
K	Richie Cunningham		Pro Bowlers in Bold
P	Toby Gowin		

1999 ★ DALLAS COWBOYS STATISTICS ★ 1999

STAFF PLAYERS 2019 SEASON RECORDS PLAYOFF RECORDS 1999 STATISTICS SIDELINES

SECOND PLACE, NFC EAST HEAD COACH: CHAN GAILEY			
PRESEASON (1-4)			
Date	W/L	Score	Opponent
8/9	L	17-20	Clev. @ Canton (OT)
8/15	L	3-10	@ Oakland
8/21	L	14-34	@ New England
8/29	W	22-12	DENVER
9/2	L	6-27	JACKSONVILLE
REGULAR SEASON (8-8)			
9/12	W	41-35	@ Wash. (OT)
9/20	W	24-7	ATLANTA
9/26			- Bye -
10/3	W	35-7	ARIZONA
10/10	L	10-13	@ Philadelphia
10/18	L	10-13	@ N.Y. Giants
10/24	W	38-20	WASHINGTON
10/31	L	24-34	@ Indianapolis
11/8	L	17-27	@ Minnesota
11/14	W	27-13	GREEN BAY
11/21	L	9-13	@ Arizona
11/25	W	20-0	MIAMI
12/5	L	6-13	@ New England
12/12	W	20-10	PHILADELPHIA
12/19	L	21-22	N.Y. JETS
12/24	L	24-31	@ New Orleans
1/2/00	W	26-18	N.Y. GIANTS
1999 NFC WILD CARD GAME			
1/9/00	L	10-27	@ Minnesota

TEAM STATISTICS		DALLAS	OPP
FIRST DOWNS		235	266
Rushing		129	81
Passing		139	154
Penalty		27	31
Third Down-Made/Att		77/219	71/221
Third Down Efficiency		35.2	32.1
Fourth Down-Made/Att		6/17	4/9
TOTAL NET YARDS		5,178	4,840
Avg. Per Game		323.6	302.5
Total Plays		1,024	997
Avg. Per Play		5.1	4.9
NET YARDS RUSHING		2,051	1,442
Avg. Per Game		128.2	90.1
Total Rushes		493	401
Avg. Per Rush		4.2	3.5
NET YARDS PASSING		3,127	3,398
Avg. Per Game		195.4	212.4
Sacked/Yards Lost		24/151	35/217
Gross Yards		3,278	3,615
Attempts/Completions		507/295	545/297
Pct. of Completions		58.2	54.5
Had Intercepted		13	24
PUNTS/AVERAGE		81/43.2	93/41.2
Net Punting Average		35.1	34.2
PUNT RET./AVG.		41/10.7	43/10.7
KICKOFF RET./AVG.		58/23.7	62/20.3
INT./AVG. RET.		24/16.4	13/7.7
FUMBLES/YARDS		136/1,196	107/862
FUMBLES/BALL LOST		22/10	23/9
TOUCHDOWNS		42	28
Rushing		16	6
Passing		20	19
Returns		6	3
EXTRA POINT/ATTEMPTS		41/41	27/28
Kicking Made-Attempts		41/41	24/24
Passing Made-Attempts		0/0	1/3
Rushing Made-Attempts		0/0	2/3
FIELD GOALS/ATTEMPTS		19/31	26/33
AVG TIME OF POSS.		31:51	28:09

PASSING	ATT	COMP	YDS	PCT	AVG	PCT	INT	PCT	INT	LG	SKS/YDS	RATING
Aikman	442	263	2,964	59.5	6.7	17	3.8	12	2.7	90t	19/130	81.1
Garrett	64	32	314	50.0	4.9	3	4.7	1	1.6	37t	5/21	73.3
Sanders	1	0	0	0.0	0.0	0	0.0	0	0.0	0	0/0	39.6
Cowboys	507	295	3,278	58.2	6.5	20	3.9	13	2.6	90t	24/151	80.0
Opponents	545	297	3,615	54.5	6.6	19	3.5	24	4.4	71	35/217	68.4

RUSHING	ATT	YDS	AVG	LG	TD
E. Smith	329	1,397	4.2	63t	11
Warren	99	403	4.1	25	2
Ismail	13	110	8.5	27t	1
Chancey	14	57	4.1	11	0
Thomas	8	35	4.4	10	0
Bjornson	1	20	20.0	20t	1
Garrett	6	12	2.0	9	0
Aikman	21	10	0.5	7	1
Tucker	1	8	8.0	8	0
Mills	1	-1	-1.0	-1	0
Cowboys	493	2,051	4.2	63t	16
Opponents	417	1,442	3.5	37	6

RECEIVING	NO	YDS	AVG	LG	TD
Ismail	80	1,097	13.7	76t	6
LaFleur	35	322	9.2	25	7
Warren	34	224	6.6	24	0
Mills	30	325	10.8	36	0
E. Smith	27	119	4.4	14	2
Tucker	23	439	19.1	90t	2
Ogden	12	144	12.0	25	0
Irvin	10	167	16.7	37t	3
Bjornson	10	131	13.1	32	0
Thomas	10	64	6.4	13	0
McGarity	7	70	10.0	18	0
Brazzell	5	114	22.8	53	0
Lucky	5	25	5.0	9	0
Sanders	4	24	6.0	9	0
Lester	2	9	4.5	6	0
Johnston	1	4	4.0	4	0
Cowboys	295	3,278	11.1	90t	20
Opponents	297	3,615	12.2	71	19

INTERCEPTIONS	NO	YDS	AVG	LG	TD
Coakley	4	119	29.8	46t	1
Teague	3	127	42.3	95t	2
Reese	3	28	9.3	24	0
Sanders	3	2	0.7	2	0
Hawthorne	3	-2	-0.7	0	0
Hambrick	2	44	22.0	25	0
Woodson	2	5	2.5	5	0
Ellis	1	87	87.0	87t	1
K. Smith	1	16	16.0	16	0
Godfrey	1	10	10.0	10	0
Nguyen	1	6	6.0	6	0
Cowboys	24	442	18.4	95t	4
Opponents	13	100	7.7	30	0

PUNTING	NO	YDS	AVG	TB	INTO	LG	BL	RET
Gowin	81	3,500	43.2	10	24	64	0	35.1
Cowboys	81	3,500	43.2	10	24	64	0	35.1
Opp.	93	3,836	41.2	11	59	1	1	34.2

PUNT RETURNS	NO	FC	YDS	AVG	LG	TD
Sanders	30	1	344	11.5	76	1
Tucker	4	2	52	13.0	41	0
Ogden	4	2	28	7.0	10	0
McGarity	3	4	16	5.3	9	0
Cowboys	41	9	440	10.7	76	1
Opponents	43	14	459	10.7	85t	1

KICKOFF RETURNS	NO	YDS	AVG	LG	TD
Tucker	22	613	27.9	79	0
Mathis	18	408	22.7	37	0
Ogden	12	252	21.0	29	0
Sanders	4	87	21.8	31	0
Noble	1	9	9.0	9	0
Coakley	1	3	3.0	3	0
Cowboys	58	1,372	23.7	79	0
Opponents	62	1,259	20.3	32	0

PASSING	ATT	COMP	YDS	PCT	AVG	PCT	INT	PCT	INT	LG	SKS/YDS	RATING
Aikman	442	263	2,964	59.5	6.7	17	3.8	12	2.7	90t	19/130	81.1
Garrett	64	32	314	50.0	4.9	3	4.7	1	1.6	37t	5/21	73.3
Sanders	1	0	0	0.0	0.0	0	0.0	0	0.0	0	0/0	39.6
Cowboys	507	295	3,278	58.2	6.5	20	3.9	13	2.6	90t	24/151	80.0
Opponents	545	297	3,615	54.5	6.6	19	3.5	24	4.4	71	35/217	68.4

SCORE BY QUARTERS	1	2	3	4	OT	T
Cowboys	87	92	80	87	6	352
Opponents	28	56	76	116	0	276

FIELD GOALS	11-19	20-29	30-39	40-49	50+
Cunningham	0-0	4-6	5-6	3-9	0-1
Murray	0-0	3-3	3-4	1-1	0-1
Cowboys	0-0	7-9	8-10	4-2	0-0
Opponents	0-0	8-8	11-11	7-13	0-1

SCORING	TDR	TDP	TDR1	ZP1	FG	PAT	S	TP
E. Smith	11	2	0	0	0/0	0/0	0	78
Cunningham	0	0	0	0	12/22	31/31	0	67
Ismail	1	6	0	0	0/0	0/0	0	42
LaFleur	0	7	0	0	0/0	0/0	0	42
Murray	0	0	0	0	7/9	10/10	0	31
Irvin	0	3	0	0	0/0	0/0	0	18
Ellis	0	0	2a	0	0/0	0/0	0	12
Teague	0	0	2b	0	0/0	0/0	0	12
Tucker	0	2	0	0	0/0	0/0	0	12
Warren	2	0	0	0	0/0	0/0	0	12
Aikman	1	0	0	0	0/0	0/0	0	6
Bjornson	1	0	0	0	0/0	0/0	0	6
Coakley	0	0	1c	0	0/0	0/0	0	6
Sanders	0	0	1d	0	0/0	0/0	0	6
Hambrick	0	0	0	0	0/0	0/0	1+	2
Cowboys	16	20	6	19/31	41/41	1	1	352
Opponents	6	19	3*	3	26/33	24/24	0	276

2-Pt Conversions: Cowboys 0-0; Opponents 3-4

a 87 interception return vs. Atlanta (9/20)
 98 fumble return vs. Arizona (10/3)
 b 32 interception return vs. Arizona (10/3)
 95 interception return vs. Green Bay (11/14)
 c 46 interception return vs. Miami (11/25)
 d 70 punt return vs. Washington (10/24)
 + Forced punter out of end zone @ Arizona (11/21)

* Barber 85 punt return @ N.Y. Giants (10/18)
 Wilkins 0 fumble recovery @ Indianapolis (10/31)
 Weary 58 fumble return @ New Orleans (12/24)

USUAL STARTERS			
WR	Raghib Ismail	LE	Kavika Pittman
LT	Flozell Adams	LT	Alonzo Spellman
LG	Larry Allen (11)	RT	Chad Hennings
	Solomon Page (5)	RE	Greg Ellis
C	Mark Stepanoski	LLB	Darren Hambrick
RG	Everett McIver	MLB	Randall Godfrey
TE	Erik Williams	RLB	Dexter Coakley
RT	David LaFleur	LCB	Kevin Smith (8)
WR	Michael Mills (5)	KE	Kevin Mathis (4)
	Ernie Inman (4)	RCB	Deion Sanders (14)
	Jason Tucker (3)		Charlie Williams (2)
QB	Troy Aikman	SS	Darren Woodson
RB	Emmitt Smith	FS	George Teague
FB	Robert Thomas		
		P	Toby Gowin
		K	Richie Cunningham (12) Eddie Murray (4)

2000 ★ DALLAS COWBOYS STATISTICS ★ 2000

FOURTH PLACE, NFC EAST HEAD COACH: DAVE CAMPO

PRESEASON (0-5)				
Date	W/L	Score	Opponent	Att.
7/30	L	10-38	PITTSBURGH	56,391
8/5	L	9-20	Atlanta @ Tokyo	42,178
8/13	L	20-21	OAKLAND	56,878
8/19	L	23-36	@ Denver	76,632
8/24	L	17-24	ST. LOUIS	57,261
REGULAR SEASON (5-11)				
9/3	L	14-41	PHILADELPHIA	62,872
9/10	L	31-32	@ Arizona	66,009
9/18	W	27-21	@ Washington	84,431
9/24	L	24-41	SAN FRANCISCO	64,127
10/1	W	16-13	@ Carolina (OT)	73,310
10/8			- Bye -	
10/15	L	14-19	@ N.Y. Giants	78,189
10/22	W	48-7	ARIZONA	62,981
10/29	L	17-23	JACKSONVILLE (OT)	63,554
11/5	L	13-16	@ Philadelphia (OT)	65,636
11/12	W	23-6	CINCINNATI	62,170
11/19	L	0-27	@ Baltimore	69,416
11/23	L	15-27	MINNESOTA	63,878
12/3	L	7-27	@ Tampa Bay	65,621
12/10	W	32-13	WASHINGTON	63,467
12/17	L	13-17	N.Y. GIANTS	61,311
12/25	L	0-31	@ Tennessee	68,498

TEAM STATISTICS			DALLAS	OPP
FIRST DOWNS	276	309		
Rushing	116	137		
Passing	128	145		
Penalty	32	27		
Third Down-Made/Att	70/195	84/208		
Fourth Down Efficiency	35.9	40.4		
Fourth Down-Made/Att	10/18	8/18		
TOTAL NET YARDS	4,475	5,329		
Avg. Per Game	279.7	333.1		
Total Plays	943	1,021		
Avg. Per Play	4.7	5.2		
NET YARDS RUSHING	1,953	2,636		
Avg. Per Game	122.1	164.8		
Total Rushes	463	538		
Avg. Per Rush	4.2	4.9		
NET YARDS PASSING	2,522	2,693		
Avg. Per Game	157.6	168.3		
Sacked/Yards Lost	35/249	26/189		
Gross Yards	2,771	2,882		
Att./Completions	445/255	458/277		
Completion Pct.	57.3	60.5		
Had Intercepted	21	16		
PUNTS/AVERAGE	68/41.9	70/45.0		
Net Punting Avg.	35.9	33.3		
PENALTIES/YARDS	108/963	108/999		
FUMBLE/BALL LOST	31/18	23/9		
TOUCHDOWNS	31	41		
Rushing	15	17		
Passing	14	20		
Returns	2	4		
EXTRA POINT/ATTEMPTS	29/31	37/40		
Kicking Made-Attempts	27/27	37/37		
Passing Made-Attempts	2/3	0/1		
Rushing Made-Attempts	0/1	0/2		
FIELD GOALS/ATTEMPTS	25/33	26/31		
AVG TIME OF POSS.	28:40	31:20		

RUSHING						
	ATT	YDS	AVG	LG	TD	
E. Smith	294	1,203	4.1	52	9	
Warren	59	254	4.3	32	2	
Cunningham	23	89	3.9	19	1	
Wiley	24	88	3.7	11	0	
Ismail	8	73	9.1	37	0	
Thomas	15	51	3.4	9	0	
McGarity	6	49	8.2	22	1	
Tucker	4	42	10.5	17	1	
Wright	12	36	3.0	19	0	
T. Hambrick	6	28	4.7	13	0	
Coakley	1	26	26.0	26	0	
Aikman	10	13	1.3	5	0	
Seder	1	1	1.0	1	1	
Cowboys	463	1,953	4.2	52	15	
Opponents	538	2,636	4.9	70	17	

RECEIVING						
	NO	YDS	AVG	LG	TD	
McKnight	52	926	17.8	48	2	
Harris	39	306	7.8	21	5	
Warren	31	302	9.7	76	1	
Ismail	25	350	14.0	44	1	
McGarity	25	250	10.0	25	0	
Thomas	23	117	5.1	14	2	
Wiley	14	72	5.1	15	1	
Tucker	13	126	9.7	18	0	
LaFleur	12	109	9.1	19	1	
E. Smith	11	79	7.2	19	0	
Galloway	4	62	15.5	22	1	
Hodge	4	60	15.0	20	0	
Brazzell	2	12	6.0	10	0	
Cowboys	255	2,771	10.9	76	14	
Opponents	277	2,882	10.4	68	19	

INTERCEPTIONS						
	NO	YDS	AVG	LG	TD	
Sparks	5	59	11.8	43	0	
Reese	2	60	30.0	46	0	
Nguyen	2	31	15.5	24	0	
Woodson	2	12	6.0	12	0	
McNeil	2	4	2.0	4	0	
Wortham	1	0	0.5	1	0	
C. Williams	1	0	0.0	0	0	
Cowboys	16	167	10.4	46	0	
Opponents	21	179	8.5	42	3	

PUNTING						
	NO	YDS	AVG	TB	INT	LG
Knorr	58	2,485	42.8	8	12	60
Cantrell	10	367	36.7	0	3	40
Cowboys	68	2,852	41.9	8	15	60
Opp.	70	2,838	40.5	7	22	63

PUNT RETURNS						
	NO	FC	YDS	AVG	LG	TD
McGarity	30	9	353	11.8	64	2
Tucker	4	5	9	2.3	8	0
Galloway	1	0	2	2.0	2	0
Cowboys	35	14	364	10.4	64	2
Opponents	29	18	282	9.7	54	0

KICKOFF RETURNS						
	NO	YDS	AVG	LG	TD	
Tucker	51	1,099	21.5	90	0	
Wiley	13	303	23.3	38	0	
LaFleur	2	21	10.5	13	0	
Santigo	1	13	13.0	13	0	
Goodrich	1	12	12.0	12	0	
Noble	1	8	8.0	8	0	
Larrimore	0	0	0.0	0	0	
Cowboys	69	1,456	21.1	90	0	
Opponents	56	1,205	21.5	42	0	

SCORE BY QUARTERS						
	1	2	3	4	OT	T
Cowboys	51	92	73	75	3	294
Opponents	61	101	84	106	9	361

FIELD GOALS						
	11-19	20-29	30-39	40-49	50+	
Seder	2-2	5-6	9-11	9-13	0-1	
Cowboys	2-2	5-6	9-11	9-13	0-1	
Opponents	2-2	9-9	9-9	4-9	2-2	

Seder: (34,38), (44), (32,38), (40), (27,45M,24), (1), (32,23), (19), (48,27), (39M,44M,43,35,42,51M), (46M), (37,26M,43,36), (34M), (33,19,47M,20,43), (47,43), (1)

Opponents: (33,37), (19,54,35,51), (38,47), (39,23), (24,20), (1), (42,49B), (40M, 34,34,32), (22,37), (25,47M,19), (49,29), (28,25), (1), (45B,40M,44), (21)

SCORING												
	TDR	TD	TD	TD	TD	2PT	FG	PAT	S	TP		
Seder	1	0	0	0	25/33	27/27	0	108				
E. Smith	9	0	0	0	0/0	0/0	0	52				
Harris	0	5	0	1	0/0	0/0	0	34				
McGarity	1	0	2a	0	0/0	0/0	0	18				
Warren	2	1	0	0	0/0	0/0	0	18				
McKnight	0	2	0	0	0/0	0/0	0	12				
Thomas	0	2	0	0	0/0	0/0	0	12				
Ismail	0	1	0	1	0/0	0/0	0	8				
Cunningham	1	0	0	0	0/0	0/0	0	6				
Galloway	0	1	0	0	0/0	0/0	0	6				
LaFleur	0	1	0	0	0/0	0/0	0	6				
Tucker	1	0	0	0	0/0	0/0	0	6				
Wiley	0	1	0	0	0/0	0/0	0	6				
Reese	0	0	0	0	0/0	0/0	1#	2				
Cowboys	15	14	2	2	25/33	27/27	0	294				
Opponents	17	20	4*	0	26/31	37/37	0	361				

2-Pt Conversions: Cowboys 2-4; Opponents 0-3

a 64 punt return @ Arizona (9/10)
59 punt return vs. Arizona (10/22)
Sacked punter in end zone @ Carolina (10/1)

* Trotter 27 int. return vs. Philadelphia (9/3)
Kelly 9 interception return @ Tampa Bay (12/3)
Ford 30 fumble return @ Tennessee (12/25)
Bulluck 8 int. return @ Tennessee (12/25)

USUAL STARTERS

WR	Raghib Ismail (9)	LE	Greg Ellis
	Jason Tucker (7)	LT	Chad Hennings (8)
LT	Flozell Adams		Brandon Noble (8)
LG	Larry Allen	RT	Leon Lett (7)
C	Mark Stepnoski (11)		Michael Myers (7)
	Ben Fricke (5)	RE	Alonzo Spellman
RG	Solomon Page	LLB	Darren Hambrick
RT	Erik Williams	MLB	Baron Wortham (11)
TE	David LaFleur (10)		Dat Nguyen (5)
	Jackie Harris (6)	RLB	Dexter Coakley
WR	James McKnight	LCB	Phillippi Sparks (11)
QB	Troy Aikman (11)		Kareem Larrimore (4)
	Randal Cunningham (3)	RCB	Ryan McNeil
RB	Emmitt Smith	SS	Darren Woodson (11)
FB	Robert Thomas	FS	Greg Myers (5)
			George Teague (9)
			Izell Reese (7)
K	Tim Seder		
P	Michal Knorr		

Pro Bowlers in Bold

	PASSING	ATT	COMP	YDS	PCT	AVG			LG	SKS/YDS	RATING	
						TD	TD	INT				
Aikman	262	156	1,632	59.5	6.2	7	2.7	14	5.3	48	13/91	64.3
Cunningham	125	74	849	59.2	6.8	6	4.8	4	3.2	76	8/45	82.4
Wright	53	22	237	41.5	4.5	0	0.0	3	5.7	46	12/92	31.7
Stoerner	5	3	53	60.0	10.6	1	20.0	0	0.0	29	2/21	135.8
Cowboys	445	255	2,771	57.3	6.2	14	3.1	21	4.7	76	35/249	66.6
Opponents	458	277	2,882	60.5	6.3	20	4.4	16	3.5			

2001 ★ DALLAS COWBOYS STATISTICS ★ 2001

STAFF PLAYERS RECORDS PLAYOFF RECORDS STATISTICS SIDELINES

FIFTH PLACE, NFC EAST HEAD COACH: DAVE CAMPO

PRESEASON (2-3)				Att.
Date	W/L	Score	Opponent	
8/4	L	14-21	@ Oakland	37,978
8/11	L	6-20	DENVER	46,883
8/18	L	10-16	@ New Orleans	53,249
8/27	W	21-6	Oak. @ Mexico City	88,309
8/30	W	27-17	JACKSONVILLE	35,228
REGULAR SEASON (5-11)				
9/9	L	6-10	TAMPA BAY	61,521
9/23	L	21-32	SAN DIEGO	63,430
9/30	L	18-40	@ Philadelphia	66,621
10/7	L	21-28	@ Oakland	61,535
10/15	W	9-7	WASHINGTON	63,941
10/21		-Bye-		
10/28	W	17-3	ARIZONA	63,114
11/4	L	24-27	@ N.Y. Giants (OT)	78,673
11/11	L	13-20	@ Atlanta	69,010
11/18	L	3-36	PHILADELPHIA	63,204
11/22	L	24-26	DENVER	64,114
12/2	W	20-14	@ Washington	85,102
12/9	W	20-13	N.Y. GIANTS	61,821
12/16	L	3-29	@ Seattle	63,366
12/23	L	10-17	@ Arizona	48,883
12/30	W	27-21	San FRANCISCO	64,366
1/6/02	L	10-15	@ Detroit	77,512

TEAM STATISTICS			DALLAS	OPP
FIRST DOWNS	247	272	
Rushing	114	90	
Passing	110	160	
Penalty	23	22	
Third Down-Made/Att	71/215	76/214	
Third Down Efficiency	33.0	35.5	
Fourth Down-Made/Att	4/16	8/15	
TOTAL NET YARDS	4,402	4,599	
Avg. Per Game	275.1	287.4	
Total Plays	952	985	
Avg. Per Play	4.6	4.7	
NET YARDS RUSHING	2,184	1,710	
Avg. Per Game	136.5	106.9	
Total Rushes	505	472	
Avg. Per Rush	4.3	3.6	
NET YARDS PASSING	2,218	2,889	
Avg. Per Game	138.6	180.6	
Sacked/Yards Lost	34/190	24/130	
Gross Yards	2,408	3,019	
Att./Completions	413/210	489/287	
Completion Pct.	50.8	58.7	
Had Intercepted	20	9	
PUNTS/AVERAGE	81/38.7	79/41.7	
Net Punting Avg.	31.1	34.5	
PUNT RET./AVG.	41/12.0	38/13.0	
KICKOFF RET./AVG.	64/23.1	54/21.6	
INT./AVG. RET.	9/21.2	20/17.2	
PENALTIES/YARDS	92/744	69/634	
FUMBLES/BALL LOST	25/14	29/16	
TOUCHDOWNS	26	37	
Rushing	8	12	
Passing	14	20	
Returns	4	5	
EXTRA POINT/ATTEMPTS	24/26	33/37	
Kicking Made-Attempts	24/24	33/34	
Passing Made-Attempts	0/2	0/3	
Rushing Made-Attempts	0/0	0/0	
FIELD GOALS/ATTEMPTS	22/33	27/36	
AVG TIME OF POSS.	30:13	29:47	

PASSING		ATT	COMP	YDS	PCT	AVG	PCT	T	INT	PCT	LG	SKS/YDS	RATING
Carter	176	90	1,072	51.1	6.1	5	2.8	7	4.0	64t	12/56	63.0	
Wright	98	48	529	49.0	5.4	5	5.1	5	5.1	80t	5/30	61.1	
Leaf	88	45	494	51.1	5.6	1	1.1	3	3.4	38	12/82	57.7	
Stoerner	49	26	314	53.1	6.4	3	6.1	5	10.2	28	5/22	53.8	
Galloway	1	1	-1	100.0	-1.0	0	0.0	0	0.0	-1	0/0	79.2	
Knorr	1	0	0	0.0	0.0	0	0.0	0	0.0	0	0/0	39.6	
Cowboys	413	210	2,408	50.8	5.8	14	3.4	20	4.8	80t	34/190	59.9	
Opponents	489	287	3,019	58.7	6.2	20	4.1	9	1.8	78	24/130	62.7	

RUSHING	ATT	YDS	AVG	LG	TD
E. Smith	261	1,021	3.9	44	3
T. Hambrick	113	579	5.1	80	2
Wiley	34	247	7.3	58	0
Carter	45	150	3.3	17	1
Wright	17	57	3.4	12	0
Thomas	6	40	6.7	24	0
Galloway	3	32	10.7	16	0
Ismail	8	31	3.9	11	0
Stoerner	9	27	3.0	13	1
Seder	1	8	8.0	8t	1
Chiaverini	1	3	3.0	3	0
Knorr	1	0	0.0	0	0
Taylor	1	0	0.0	0	0
Swinton	1	-4	-4.0	-4	0
Leaf	4	-7	-1.8	0	0
Cowboys	505	2,184	4.3	80	8
Opponents	472	1,710	3.6	48	12

RECEIVING	NO	YDS	AVG	LG	TD
Ismail	53	834	15.7	80t	2
Galloway	52	699	13.4	47t	3
E. Smith	17	116	6.8	22	0
Wiley	16	99	6.2	17	1
Harris	15	141	9.4	28	2
Lucky	13	96	7.4	16	1
Chiaverini	10	107	10.7	21	2
Higgins	8	36	4.5	10	0
Swinton	7	117	16.7	45t	1
McGarity	6	45	7.5	11t	1
Thomas	5	19	3.8	6	1
Hambrick	4	62	15.5	27	0
Rambo	3	28	9.3	14	0
Witherspoon	1	9	9.0	9	0
Cowboys	210	2,408	11.5	80t	14
Opponents	287	3,019	10.5	78	20

INTERCEPTIONS	NO	YDS	AVG	LG	TD			
Woodson	3	11	3.7	6	0			
Coakley	2	39	19.5	29t	2			
Hawthorne	2	28	14.0	22	0			
Edwards	1	71	71.0	71t	1			
Reese	1	42	42.0	42t	0			
Cowboys	9	191	21.2	71t	3			
Opponents	20	344	17.2	50t	4			
PUNTING NO YDS AVG TB IN20 LG BL NET								
Knorr	78	3,135	40.2	6	25	57	3	31.1
Cowboys	81	3,135	38.7	6	25	57	3	31.1
Opponents	79	3,298	41.7	4	29	62	0	34.4

PUNT RETURNS	NO	FC	YDS	AVG	LG	TD
Swinton	31	8	414	13.4	65t	1
McGarity	6	2	38	6.3	17	0
Rambo	2	0	15	7.5	13	0
Ismail	1	3	20	20.0	20	0
Galloway	1	0	6	6.0	6	0
Cowboys	41	13	493	12.0	65t	1
Opponents	38	18	493	13.0	74	0

KICKOFF RETURNS	NO	YDS	AVG	LG	TD
Swinton	56	1,327	23.7	77	0
Wiley	4	90	22.5	40	0
Rambo	2	30	15.0	19	0
Larrimore	1	22	22.0	22	0
Evans	1	7	7.0	7	0
Cowboys	64	1,476	23.1	77	0
Opponents	54	1,164	21.6	61	0

SCORE BY QUARTERS	1	2	3	4	OT	T
Cowboys	38	81	45	82	0	246
Opponents	60	131	54	90	3	338

FIELD GOALS	11-19	20-29	30-39	40-49	50+
Seder	0-0	5-5	3-5	3-6	0-1
Hilbert	0-0	3-3	6-6	2-7	0-0
Cowboys	0-0	8-8	9-11	5-13	0-1
Opponents	2-2	10-10	6-8	8-11	1-5

Seder: (22,46), (0), (41,43), (34B,41B), (41M,28,52M,39,26), (31), (22,47M,34M), (28,39), (0), (0), (0), (0), (0), (0)
 Hilbert: (0), (0), (0), (0), (0), (0), (47B,41M,30), (43), (44M,38,39), (38,41,48M), (37), (27,41M), (22,20), (33)
 Opponents: (39,52M), (22,24,23,41M,43), (40,19), (0), (44M), (27), (40,59M,42), (31,36M,19), (24,46,26,28,30), (24,50, 48,28), (0), (35,41), (22,37), (34,35M), (46M), (51M,51M,47)

SCORING	TDR	TDP	TDR1	ZPI	FG	PAT	S	TP
Seder	0	0	0	0	11/17	12/12	0	51
Hilbert	0	0	0	0	11/15	12/12	0	45
Galloway	0	3	0	0	0/0	0/0	0	18
Swinton	3	0	0	0	0/0	0/0	0	18
Chiaverini	0	2	0	0	0/0	0/0	0	12
Coakley	0	0	2a	0	0/0	0/0	0	12
Hambrick	2	0	0	0	0/0	0/0	0	12
Harris	0	2	0	0	0/0	0/0	0	12
Ismail	0	2	0	0	0/0	0/0	0	12
Swinton	0	1	1c	0	0/0	0/0	0	12
Carter	1	0	0	0	0/0	0/0	0	6
Edwards	0	0	1b	0	0/0	0/0	0	6
Lucky	0	1	0	0	0/0	0/0	0	6
McGarity	0	1	0	0	0/0	0/0	0	6
Stoerner	1	0	0	0	0/0	0/0	0	6
Thomas	0	1	0	0	0/0	0/0	0	6
Wiley	0	1	0	0	0/0	0/0	0	6
Cowboys	8	14	4	0	22/33	24/24	0	246
Opponents	12	20	5*	0	27/36	33/34	1	338

P-2 Conversion: Cowboys 0-2; Opponents 0-3

- a 10 interception return vs. Arizona (10/28)
- 29 interception return @ N.Y. Giants (11/4)
- b 71 interception return @ N.Y. Giants (11/4)
- c 65 punt return vs. Denver (11/22)

- * Moore 10 fumble return @ Philadelphia (9/30)
- Trotter 50 int. return vs. Philadelphia (11/18)
- Hampton 33 int. return vs. Philadelphia (11/18)
- Charlton 38 interception return @ Seattle (12/16)
- McKinnon 24 interception return @ Arizona (12/23)
- A Swinton fumble punt out of end zone @ Seattle (12/16)

USUAL STARTERS			
WR	Raghib Ismail	LE	Greg Ellis
LT	Flozell Adams	NT	Brandon Noble
LG	Larry Allen	DE	Mike Myers
C	Mark Stepnoski	RE	Peppi Zeller
RG	Kevin Garmon	MLB	Dexter Coakley
RT	Solomon Page	WLB	Dat Nguyen
TE	Jackie Harris (12)	SLB	Markus Steele (10)
	Mike Lucky (4)		Darren Hambrick (5)
WR	Joey Galloway	RCB	Mario Edwards
QB	Quincy Carter (8)	LCB	Duane Hawthorne (11)
	Ryan Leaf (3)		Izeli Reese (3)
	Anthony Wright (3)	SS	Darren Woodson
	Clint Stoerner (2)	FS	George Teague
RB	Emmitt Smith		
FB	Troy Hambrick (9)	P	Micah Knorr
	Robert Thomas (5)		
<i>Pro Bowlers in Bold</i>			
K	Jon Hilbert (8)		
	Tim Seder (8)		

2002 ★ DALLAS COWBOYS STATISTICS ★ 2002

FOURTH PLACE, NFC EAST
HEAD COACH: DAVE CAMPO

PRESEASON (3-1)				
Date	W/L	Score	Opponent	Att.
8/9	W	20-6	OAKLAND	61,836
8/17	W	19-16	@ Carolina	72,624
8/24	L	19-21	ATLANTA	62,942
8/29	W	28-25	@ Jacksonville	48,809
REGULAR SEASON (5-11)				
9/8	L	10-19	@ Houston	69,604
9/15	W	21-13	TENNESSEE	62,527
9/22	L	13-44	@ Philadelphia	65,537
9/29	W	13-10	@ St. Louis	66,165
10/6	L	17-21	N.Y. GIANTS	63,447
10/13	W	14-13	CAROLINA	61,773
10/20	L	6-9	@ Arizona (OT)	59,702
10/27	L	14-17	SEATTLE	63,854
11/3	L	7-9	@ Detroit	61,789
11/10			- Bye -	
11/17	L	3-20	@ Indianapolis	57,057
11/24	W	21-19	JACKSONVILLE	62,204
11/28	W	27-20	WASHINGTON	63,606
12/8	L	27-31	SAN FRANCISCO	64,097
12/15	L	7-37	@ N.Y. Giants	78,698
12/21	L	3-27	PHILADELPHIA	63,209
12/29	L	14-20	@ Washington	84,142

TEAM STATISTICS			DALLAS	OPP
FIRST DOWNS	237	291
Rushing	87	90
Passing	129	178
Penalty	21	23
Third Down-Made/Att.	50/208	92/246
Third Down Efficiency	24.0%	37.4%
Fourth Down-Made/Att.	4/12	9/11
TOTAL NET YARDS	4,375	5,267
Avg. Per Game	273.4	329.2
Total Plays	948	1,079
Avg. Per Play	4.6	4.9
NET YARDS RUSHING	1,754	1,818
Avg. Per Game	109.6	113.6
Total Rushes	423	481
Avg. Per Rush	4.1	3.8
NET YARDS PASSING	2,621	3,449
Avg. Per Game	163.8	215.6
Sacked/Yards Lost	54/399	24/137
Grid Yards	3,020	3,586
Attempts/Completions	471/252	574/334
Pct. of Completions	53.5	58.2
Had Intercepted	16	19
NETS/AVERAGE	113/40.4	94/41.4
Net Punting Average	33.0	36.0
PUNT RET./AVG.	39/8.3	58/11.0
KICKOFF RET./AVG.	68/22.4	48/22.8
INT./AVG. RET.	19/11.9	16/15.8
PENALTIES/YARDS	105/974	119/919
FUMBLE/BALL LOST	33/18	23/11
TOUCHDOWNS	26	35
Rushing	7	10
Passing	14	22
Returns	5	3
EXTRA POINTS/ATTEMPTS	25/26	34/35
TWO POINT CONV./ATTS.	0/0	0/0
FIELD GOALS/ATTEMPTS	12/19	27/38
AVG. TIME OF POSS.	28:04	31:56

	PASSING	ATT	COMP	YDS	PCT	AVG	TD	INT	PCT	INT	LG	SKS/YDS	RATING
Hutchinson	250	127	1,555	50.8	6.6	7	2	8	3.2	58	34/265	66.3	
Carter	221	125	1,465	56.6	6.6	7	3	2	8	3.6	80/19	30	
Wiley	0	0	0	0.0	0.0	0	0	0	0.0	0	1/4	39.6	
Cowboys	471	252	3,020	53.5	6.4	14	3	16	3.4	80/1	54/399	69.1	
Opponents	574	334	3,586	58.2	6.3	22	3	19	3.3	65/1	24/137	75.6	

RUSHING	ATT	YDS	AVG	LG	TD
Smith	254	975	3.8	30/1	5
Hambrick	79	317	4.0	18	1
Wiley	22	168	7.6	46/1	1
Carter	27	91	3.4	16	0
Hutchinson	18	74	4.1	28	0
Bryant	6	40	6.7	14	0
Galloway	4	31	7.8	21	0
Thomas	10	31	3.1	14	0
Swinton	1	23	23.0	23	0
D. Scott	1	14	14.0	14	0
Knorr	1	-10	-10.0	-10	0
Cowboys	423	1,754	4.1	46/1	7
Opponents	481	1,818	3.8	60	10

RECEIVING	NO	YDS	AVG	LG	TD
Galloway	61	908	14.9	80/1	6
Bryant	44	733	16.7	78/1	6
McGee	23	294	12.8	58	1
D. Scott	22	218	9.9	17/1	1
Hambrick	21	99	4.7	14	0
Whalen	17	152	8.9	33	0
Smith	16	89	5.6	17	0
Rambo	14	211	15.1	47	0
Wiley	13	144	11.1	31	0
Thomas	12	80	6.7	23	0
Swinton	7	63	9.0	16	0
Lucky	1	22	22.0	22	0
McKie	1	7	7.0	7	0
Cowboys	252	3,020	12.0	80/1	14
Opponents	334	3,586	10.7	65/1	22

INTERCEPTIONS	NO	YDS	AVG	LG	TD
Ro. Williams	5	90	18.0	85/1	2
Ross	5	17	3.4	12	0
Edwards	2	29	14.5	29	0
Coakley	1	52	52.0	52/1	1
Hunter	1	16	16.0	16	0
Hawthorne	1	15	15.0	15	0
Glover	1	7	7.0	7	0
Woodson	1	1	1.0	1	0
Ellis	1	0	0.0	0	0
Dixon	1	0	0.0	0	0
Cowboys	19	227	11.9	85/1	3
Opponents	16	252	15.8	80/1	1

PUNTING	NO	YDS	AVG	TB	IN20	LG	BL	NET
Filipovic	65	2,640	40.6	6	14	60	1	31.5
Knorr	47	1,928	41.0	4	11	56	0	35.1
Cowboys	113	4,568	40.4	10	25	60	1	33.0
Opp.	93	3,893	41.4	9	39	64	1	36.0

PUNT RETURNS	NO	FC	YDS	AVG	LG	TD
Swinton	19	9	141	7.4	26	0
Galloway	15	8	181	12.1	71	0
Rambo	5	2	3	0.6	4	0
Cowboys	39	19	325	8.3	71	0
Opponents	58	20	637	11.0	52	0

KICKOFF RETURNS	NO	YDS	AVG	LG	TD
Swinton	28	697	24.9	100/1	1
Dantzler	27	602	22.3	84/1	1
Rambo	7	127	18.1	24	0
Wiley	4	62	15.5	27	0
Noble	2	33	16.5	17	0
Cowboys	68	1,521	22.4	100/1	2
Opponents	48	1,095	22.8	47	0

SCORE BY QUARTERS	1	2	3	4	OT	T
Cowboys	23	47	51	96	0	217
Opponents	55	103	48	120	3	329

FIELD GOALS	11-19	20-29	30-39	40-49	50+
Cundiff	0-0	3-3	5-7	4-8	0-1
Cowboys	0-0	3-3	5-7	4-8	0-1
Opponents	0-0	5-7	10-11	9-14	3-6

Cundiff: (33.42M),(),(47.33),(35.48),(45M),32),(),(49M),(),(),(21.52M),(33M),(21.37M,42), (23.37,47M),(),(42),()

Opponents: (42),(38.52),(51.20,32),(27.49M),(),(44M,50.44),(41.53M,23.28M,51M,40), (20),(42.44,43),(23M,48.42M,32),(41M,31), (36B),(44M,55M,47),(38.35,31),(32,39), (22,38)

SCORING	TDR	TDR	TDP	2PT	FG	PAT	S	TP
Cundiff	0	0	0	0	12/19	25/25	0	61
Bryant	0	6	0	0	0/0	0/0	0	36
Galloway	0	6	0	0	0/0	0/0	0	36
Smith	5	0	0	0	0/0	0/0	0	30
Ro. Williams	0	0	2c	0	0/0	0/0	0	12
Coakley	0	1a	0	0	0/0	0/0	0	6
Dantzler	0	1d	0	0	0/0	0/0	0	6
Hambrick	1	0	0	0	0/0	0/0	0	6
McGee	0	1	0	0	0/0	0/0	0	6
D. Scott	0	1	0	0	0/0	0/0	0	6
Swinton	0	0	1b	0	0/0	0/0	0	6
Wiley	1	0	0	0	0/0	0/0	0	6
Cowboys	7	14	5	0	12/19	25/25	0	217
Opponents	10	22	3*	0	27/38	34/35	2	329

2-Pt. Conversions: Cowboys 0-1, Opponents 0-0

- a 52 interception return vs. Tennessee (9/15)
- b 100 kickoff return @ Philadelphia (9/22)
- c 5 interception return vs. Washington (11/28)
- d 85 interception return @ Wash. (12/29)
- d 84 kick off return vs. San Francisco (12/8/02)

- * Holmes 50 fumble recovery @ N.Y.G (12/15)
- Barber 80 int return vs. Philadelphia (12/21)
- Arrington 0 fumble recovery @ Wash (12/29)
- # Payne sacked in end zone @ Houston (9/8)
- Meier tackles in end zone vs. Jacksonville (11/24)

USUAL STARTERS

WR	Antonio Bryant	LE	Greg Ellis
LT	Flozell Adams	NT	Brandon Noble
LG	Larry Allen (3)	DT	La'Roi Glover
	Ross Tucker (7)	RE	Ebenezer Ekuban
C	Andre Gurode (6)	WLB	Dexter Coakley
	Tyson Walter (8)	MLB	Dat Nguyen (8)
RG	Kelvin Garmon (3)		Keith Adams (5)
	Solomon Page (5)	SLB	Kevin Hardy
	Andre Gurode (8)	RCB	Mario Edwards
RT	Solomon Page (10)	LCB	D. Hawthorne (4)
	Javiar Collins (4)		Derek Ross (9)
TE	Tony McGee	SS	Darren Woodson (10)
WR	Joey Galloway		Tony Dixon (6)
QB	Quincy Carter (7)	FS	Roy Williams
	Chad Hutchinson (9)	P	Micah Knorr (8)
RB	Emmitt Smith		Filip Filipovic (7)
FB	Robert Thomas		

K Billy Cundiff

Pro Bowlers in Bold

2003 ★ DALLAS COWBOYS STATISTICS ★ 2003

STAFF PLAYERS 2019 SEASON RECORDS PLAYOFF RECORDS 2003 STATISTICS SIDELINES

SECOND PLACE, NFC EAST HEAD COACH: BILL PARCELLS

PRESEASON (2-2)				Att.
Date	W/L	Score	Opponent	
8/9	L	0-13	@ Arizona	23,838
8/15	W	34-6	HOUSTON	60,058
8/21	L	14-15	@ Pittsburgh	58,099
8/28	W	52-13	OAKLAND	53,078
REGULAR SEASON (10-6)				Att.
9/7	L	13-27	ATLANTA	64,104
9/15	W	35-32	@ N.Y. Giants (OT)	78,907
9/21			- Bye -	
9/28	W	17-6	@ N.Y. Jets	77,863
10/5	W	24-7	ARIZONA	63,601
10/12	W	23-21	PHILADELPHIA	63,648
10/19	W	38-7	@ Detroit	61,160
10/26	L	0-16	@ Tampa Bay	65,602
11/2	W	21-14	WASHINGTON	64,002
11/9	W	10-6	BUFFALO	63,770
11/16	L	0-12	@ New England	68,436
11/23	W	24-20	CAROLINA	63,871
11/27	L	21-40	MIAMI	64,110
12/7	L	10-36	@ Philadelphia	69,773
12/14	W	27-0	@ Washington	70,284
12/21	W	19-3	N.Y. GIANTS	64,118
12/28	L	7-13	@ New Orleans	68,451
2003 NFC Wild Card Game				Att.
1/3/04	L	10-29	@ Carolina	73,014

RUSHING	ATT	YDS	AVG	LG	TD
Hambrick	275	972	3.5	42	5
Anderson	70	306	4.4	19	1
Carter	68	257	3.8	19	2
Cason	40	220	5.5	63t	2
Murrell	28	107	3.8	17	0
Bickersstaff	19	56	2.9	9	1
Glenn	3	55	18.3	47	0
Galloway	4	22	5.5	10	0
Martin	4	7	1.8	3	0
Bryant	2	0	0.0	2	0
Hutchinson	2	-3	-1.5	-1	0
Cowboys	515	1,999	3.9	63t	11
Opponents	413	1,425	3.5	64t	7

RECEIVING	NO	YDS	AVG	LG	TD
Anderson	69	493	7.1	37	4
Glenn	52	754	14.5	51t	5
Bryant	39	550	14.1	54	2
Witten	35	347	9.9	36t	1
Galloway	34	672	19.8	64	2
Campbell	20	195	9.8	23	1
Cason	17	142	8.4	28	0
Hambrick	17	99	5.8	13	0
Murrell	4	32	8.0	14	0
Smith	3	46	15.3	32	0
Martin	2	9	4.5	6	0
Robinson	2	8	4.0	5t	2
Cowboys	294	3,347	11.4	64	17
Opponents	239	2,820	11.8	76t	18

SCORE BY QUARTERS	1	2	3	4	OT	T
Cowboys	72	106	57	51	3	289
Opponents	52	69	70	69	0	260

FIELD GOALS	11-19	20-29	30-39	40-49	50+
Cundiff	0-0	11-11	5-6	4-7	3-5
Cowboys	0-0	11-11	5-6	4-7	3-5
Opponents	0-0	9-9	7-7	4-5	1-2

SCORING	TD	TDP	TDRT	2PT	FG	PAT	S	TP
Cundiff	0	0	0	0	23/29	30/31	0	99
Anderson	1	4	0	0	0/0	0/0	0	30
Glenn	0	5	0	0	0/0	0/0	0	30
Hambrick	5	0	0	0	0/0	0/0	0	30
Bryant	0	2	0	0	0/0	0/0	0	12
Carter	2	0	0	0	0/0	0/0	0	12
Cason	2	0	0	0	0/0	0/0	0	12
Galloway	0	2	0	0	0/0	0/0	0	12
Robinson	0	2	0	0	0/0	0/0	0	12
Bickerstaff	1	0	0	0	0/0	0/0	0	6
Campbell	0	1	0	0	0/0	0/0	0	6
Edwards	0	0	1e	0	0/0	0/0	0	6
Singleton	0	0	1a	0	0/0	0/0	0	6
Williams, Ra.	0	0	1d	0	0/0	0/0	0	6
Witten	0	1	0	0	0/0	0/0	0	6
Coleman	0	0	0	0	0/0	0/0	1c	2
Glover	0	0	0	0	0/0	0/0	1b	2
Cowboys	11	17	3	0	23/29	30/31	2	289
Opponents	7	18	3	2	21/23	23/26	1	260

2-Pt. Conversions: Cowboys 0-0, Opponents 2-2

- a 41 interception return at N.Y. Giants (9/15)
 - b Sacked J Blake in the endzone vs. Arizona (10/5)
 - c Sacked J Blake in the endzone vs. Arizona (10/5)
 - d 38 kickoff return vs. Philadelphia (10/12)
 - e 27 interception return at Detroit (10/19)
- * R. Brown 29 interception return @ N.Y. Giants (9/15)
 D. Bly 67 fumble return @ Detroit (10/19)
 J. Taylor 34 fumble return vs. Miami (11/27)
 + Ball snap through endzone @ Phi. (12/7)

TEAM STATISTICS	DALLAS	OPP
FIRST DOWNS	286	228
Rushing	115	68
Passing	149	127
Penalty	22	33
Third Down-Made/Att.	88/241	69/227
Third Down Efficiency	36.5	30.4
Fourth Down-Made/Att.	4/12	7/15
TOTAL NET YARDS	5,161	4,056
Avg. Per Game	322.6	253.5
Total Plays	1,062	937
Avg. Per Play	4.9	4.3
NET YARDS RUSHING	1,999	1,425
Avg. Per Game	124.9	89.1
Total Rushes	515	413
Avg. Per Rush	3.9	3.5
NET YARDS PASSING	3,162	2,631
Avg. Per Game	197.6	164.4
Sacked/Yards Lost	37/185	32/189
Gross Yards	3,347	2,820
Attempts/Completions	510/294	492/239
Pct. of Completions	57.6	48.6
Had Intercepted	21	13
PUNTS/AVERAGE	95/38.9	105/42.6
Net Punting Average	34.6	37.5
PUNT RET./AVG.	51/7.6	34/6.7
KICKOFF RET./AVG.	60/21.5	66/21.9
INT./AVG. RET.	13/14.1	21/13.6
PENALTIES/YARDS	98/837	88/763
FUMBLES/BALL LOST	26/8	24/12
TOUCHDOWNS	31	28
Rushing	11	7
Passing	17	18
Returns	3	3
EXTRA POINTS/ATTEMPTS	30/31	23/26
TWO POINT CONV./ATTS.	0/0	2/2
FIELD GOALS/ATTEMPTS	23/29	21/23
AVG. TIME OF POSS.	32:34	27:26

INTERCEPTIONS	NO	YDS	AVG	LG	TD
Newman	4	23	5.8	25	0
Williams	2	69	34.5	39	0
Singleton	2	42	21.0	41t	1
Edwards	1	27	27.0	27t	1
Coakley	1	24	24.0	24	0
Hunter	1	0	0.0	0	0
Ross	1	0	0.0	0	0
Woodson	1	-2	-2.0	-2	0
Cowboys	13	183	14.1	41t	2
Opponents	21	285	13.6	70	1

PUNTING	NO	YDS	AVG	TB	IN20	LG	BL	NET
Gowin	94	3,665	39.0	8	25	59	0	34.9
Cundiff	1	32	32.0	1	0	32	0	12.0
Cowboys	95	3,697	38.9	9	25	59	0	34.6
Opp.	105	4,471	42.6	7	33	60	0	37.5

PUNT RETURNS	NO	FC	YDS	AVG	LG	TD
Smith	30	13	212	7.1	46	0
Galloway	20	8	178	8.9	36	0
Swinton	1	3	0	0.0	0	0
Cowboys	51	24	390	7.6	46	0
Opponents	34	26	227	6.7	19	0

KICKOFF RETURNS	NO	YDS	AVG	LG	TD
Smith	23	495	21.5	54	0
Ross	18	434	24.1	37	0
Cason	5	81	16.2	19	0
Bates	4	90	22.5	30	0
Swinton	3	65	21.7	25	0
Ra. Williams	2	60	30.0	37t	1
Galloway	2	38	19.0	22t	0
Bickersstaff	2	24	12.0	15t	0
Ogboju	1	5	5.0	5t	0
Cowboys	60	1,292	21.5	54t	1
Opponents	66	1,448	21.9	63	0

USUAL STARTERS

WR	Joey Galloway	RE	Ebenezer Ekuban
LT	Flozell Adams	RT	La Roi Glover
LG	Larry Allen	LE	Willie Blade
C	Matt Lehr	LT	Greg Ellis
RG	Andre Gurode	SLB	Al Singleton
RT	Ryan Young (7)	MLB	Dat Nguyen
RB	Kurt Vollers (8)	WLB	Dexter Coakley
TE	Dan Campbell	LCB	Terence Newman
WR	Terry Glenn	RCB	Mario Edwards
QB	Quincy Carter	SS	Darren Woodson
RB	Troy Hambrick	FS	Roy Williams
FB	Richie Anderson		
K	Billy Cundiff	P	Toby Gowin

Pro Bowlers in Bold

PASSING	ATT	COMP	YDS	PCT	AVG	TD	PCT	PCT	LG	SKS/YDS	RATING	
Carter	505	292	3,302	57.8	6.5	17	3.4	21	4.2	64	37/185	71.4
Hutchinson	2	1	8	50.0	4.0	0	0.0	0	0	8	0/0	60.4
Cason	1	1	37	100.0	37.0	0	0.0	0	0	37	0/0	118.8
Anderson	1	0	0	0.0	0.0	0	0.0	0	0	0	0/0	39.6
Glenn	1	0	0	0.0	0.0	0	0.0	0	0	0	0/0	39.6
Cowboys	510	294	3,347	57.6	6.6	17	3.3	21	4.1	64	37/185	71.4
Opponents	492	239	2,820	48.6	5.7	18	3.7	13	2.6	76t	32/189	67.6

2004 ★ DALLAS COWBOYS STATISTICS ★ 2004

THIRD PLACE, NFC EAST HEAD COACH: BILL PARCELLS				
PRESEASON (3-1)				
Date	W/L	Score	Opponent	Att.
8/14	L	0-18	@ Houston	70,431
8/21	W	21-20	@ Oakland	35,000
8/30	W	20-17	@ TENNESSEE	58,171
9/2	W	24-20	KANSAS CITY	61,157
REGULAR SEASON (6-10)				
9/12	L	17-35	@ Minnesota	64,105
9/19	W	19-12	CLEVELAND	63,119
9/27	W	21-18	@ Washington	90,367
10/3		-Bye-		
10/10	L	10-26	N.Y. GIANTS	64,018
10/17	L	20-24	PITTSBURGH	64,162
10/24	L	20-41	@ Green Bay	70,679
10/31	W	31-21	DETROIT	63,616
11/7	L	3-26	@ Cincinnati	65,721
11/15	L	21-49	PHILADELPHIA	64,190
11/21	L	10-30	@ Baltimore	69,924
11/25	W	21-7	CHICAGO	64,026
12/6	W	43-39	@ Seattle	68,093
12/12	L	13-27	NEW ORLEANS	64,056
12/19	L	7-12	@ Philadelphia	67,723
12/26	W	13-10	WASHINGTON	63,705
1/2/05	L	24-28	@ N.Y. Giants	78,500

TEAM STATISTICS				DALLAS	OPP
FIRST DOWNS.....		296		297	
Rushing.....		101		88	
Passing.....		171		180	
Penalty.....		24		29	
Third Down-Made/Att.....	78/214		75/192		
Third Down Efficiency.....	36.4		39.1		
Fourth Down-Made/Att.....	9/17		2/7		
TOTAL NET YARDS.....	5,197		5,285		
Avg. Per Game.....	324.8		330.3		
Total Plays.....	1,004		960		
Avg. Per Play.....	5.2		5.5		
NET YARDS RUSHING.....	1,769		1,764		
Avg. Per Game.....	110.6		110.3		
Total Rushes.....	449		425		
Avg. Per Rush.....	3.9		4.2		
NET YARDS PASSING.....	3,428		3,521		
Avg. Per Game.....	214.3		220.1		
Sacked/Yards Lost.....	36/208		33/197		
Gross Yards.....	3,636		3,718		
Attempts/Completions.....	519-308		502-310		
Pct. of Completions.....	59.3		61.8		
Had Intercepted.....	23		13		
NETS/AVERAGE.....	76-42.3		78-41.8		
Net Punting Average.....	35.1		35.8		
PUNT RET./AVG.....	44/8.9		39/10.5		
KICKOFF RET./AVG.....	78/20.6		62/17.5		
INT./AVG. RET.....	13/8.4		23/22.9		
PENALTIES/YARDS.....	105/867		104/879		
FUMBLES/BALL LOST.....	26-14		20-9		
TOUCHDOWNS.....	33		49		
Rushing.....	14		14		
Passing.....	19		31		
Returns.....	0		4		
EXTRA POINTS/ATTEMPTS.....	31/31		44/45		
TWO POINT CONV./ATTS.....	1/2		2/4		
FIELD GOALS/ATTEMPTS.....	20/26		21/23		
AVG. TIME OF POSS.....	30:37		29:23		

	PASSING	ATT	COMP	YDS	PCT	ATT	TD	PCT	PCT	LG	SKS/YDS	RATING
Testaverde	495	297	3,532	60.0	7.1	17	3.4	20	4.0	53	34/182	76.4
Henson	18	10	78	55.6	4.3	1	5.6	1	5.6	16	2/26	61.8
Anderson	1	1	26	100.0	26.0	1	100.0	0	0.0	26t	0/0	158.3
K. Johnson	2	0	0	0.0	0.0	0	0.0	1	50.0	0	0/0	0.0
Crayton	1	0	0	0.0	0.0	0	0.0	1	100.0	0	0/0	0.0
Glenn	1	0	0	0.0	0.0	0	0.0	0	0.0	0	0/0	39.6
McBriar	1	0	0	0.0	0.0	0	0.0	0	0.0	0	0/0	39.6
Cowboys	519	308	3,636	59.3	7.0	19	3.7	23	4.4	53	36/208	74.5
Opponents	502	310	3,718	61.8	7.4	31	6.2	13	2.6	76t	33/197	94.2

RUSHING	ATT	YDS	AVG	LG	TD
J. Jones	197	819	4.2	53	7
George	132	432	3.3	24	4
Anderson	57	246	4.3	27	1
Lee	27	128	4.7	14	1
Testaverde	21	38	1.8	10	1
Cookley	1	33	33.0	33	0
Morgan	2	23	11.5	24	0
K. Johnson	2	13	6.5	13	0
Ra. Williams	1	13	13.0	13	0
Ward	1	11	11.0	11	0
Barnes	5	10	2.0	8	0
Henson	1	7	7.0	7	0
Copper	1	-1	-1.0	-1	0
Glenn	1	-3	-3.0	-3	0
Cowboys	449	1,769	3.9	53	14
Opponents	425	1,764	4.2	90t	14

RECEIVING	NO	YDS	AVG	LG	TD
Witten	87	980	11.3	42t	6
K. Johnson	70	981	14.0	39	6
Anderson	26	207	8.0	28	0
Glenn	24	400	16.7	48	2
Morgan	22	260	11.8	53	0
J. Jones	17	109	6.4	37	0
Bryant	16	266	16.6	48	0
Crayton	12	162	13.5	39t	1
Barnes	10	59	5.9	14	1
George	9	83	9.2	28	0
Copper	7	84	12.0	22	1
Campbell	2	16	8.0	9	0
Robinson	2	2	1.0	1t	2
Ra. Williams	1	14	14.0	14	0
Ward	1	5	5.0	5	0
Lee	1	4	4.0	4	0
Polite	1	4	4.0	4	0
Cowboys	308	3,636	11.8	53	19
Opponents	310	3,718	12.0	76t	31

INTERCEPTIONS	NO	YDS	AVG	LG	TD
Newman	4	31	7.8	21	0
Nguyen	3	19	6.3	19	0
Ro. Williams	2	53	26.5	33	0
Frazier	2	2	1.0	2	0
Hunter	1	2	2.0	2	0
Scott	1	2	2.0	2	0
Cowboys	13	109	8.4	33	0
Opponents	23	526	22.9	101t	4

PUNTING	NO	YDS	AVG	TB	IN20	LG	BL	NET
McBriar	75	3,182	42.4	7	22	68	0	35.1
Cundiff	1	34	34.0	0	1	34	0	34.0
Cowboys	76	3,216	42.3	7	23	68	0	35.1
Opp.	78	3,260	41.8	4	22	58	0	35.8

PUNT RETURNS	NO	FC	YDS	AVG	LG	TD
Frazier	24	9	229	9.5	55	0
Ward	14	6	114	8.1	13	0
Crayton	4	1	34	8.5	17	0
Newman	2	0	13	6.5	7	0
Cowboys	44	16	390	8.9	55	0
Opponents	39	16	410	10.5	43	0

KICKOFF RETURNS	NO	YDS	AVG	LG	TD
Lee	41	964	23.5	62	0
Copper	16	307	19.2	39	0
Reeves	13	199	15.3	27	0
N. Jones	2	43	21.5	25	0
B. Thornton	2	43	21.5	24	0
Morgan	2	25	12.5	19	0
Pierce	1	13	13.0	13	0
Lehr	1	9	9.0	9	0
Cowboys	78	1,603	20.6	62	0
Opponents	62	1,083	17.5	34	0

SCORE BY QUARTERS	1	2	3	4	OT	T
Cowboys	63	82	72	76	0	293
Opponents	47	120	83	155	0	405

FIELD GOALS	11-19	20-29	30-39	40-49	50+
Cundiff	1-1	6-6	4-4	9-13	0-2
Cowboys	1-1	6-6	4-4	9-13	0-2
Opponents	1-1	6-6	4-4	7-8	3-4

Cundiff: (27),(30,49M),(1),(41,52M),(47,39), (46,24),(40),(24),(1),(19,41M),(52M), (39,49,47),(42M,34,41),(46M),(26,23), (40,24,45)

Opponents: (1),(45,23,49,22),(19),(31,51,47,26), (51),(26,40),(1),(35,47,45,30),(1),(50),(48M), (21),(39,44),(1),(25,57M))

SCORING	TDR	TD	TRP	2Pt	FG	PAT	S	TP
Cundiff	0	0	0	0	20/26	31/31	0	91
J. Jones	7	0	0	0	0/0	0/0	0	42
Witten	0	6	0	1	0/0	0/0	0	38
K. Johnson	0	6	0	0	0/0	0/0	0	36
George	4	0	0	0	0/0	0/0	0	24
Glenn	0	2	0	0	0/0	0/0	0	12
Robinson	0	2	0	0	0/0	0/0	0	12
Anderson	1	0	0	0	0/0	0/0	0	6
Barnes	0	1	0	0	0/0	0/0	0	6
Copper	0	1	0	0	0/0	0/0	0	6
Crayton	0	1	0	0	0/0	0/0	0	6
Lee	1	0	0	0	0/0	0/0	0	6
Testaverde	1	0	0	0	0/0	0/0	0	6
Team	0	0	0	0	0/0	0/0	1	2
Cowboys	14	19	0	1	20/26	31/31	1	293
Opponents	14	31	4*	2	21/23	44/45	0	405

2-Pt. Conversions: Team 1-2, Opponents 2-4

J. Gonzalez holding in end zone vs. Cleveland (9/19)

* D. Bly 55 int. return vs. Detroit (10/31)
L. Sheppard 101 int. return vs. Phi (11/15)
C. Williams 44 int. return at Baltimore (11/21)
R. McQuarters 45 int. return vs. Chicago (11/25)

USUAL STARTERS

WR	Keyshawn Johnson	RE	Marcellus Wiley
LT	Flozell Adams	RT	La'Roi Glover
LG	Larry Allen	LT	Leonardo Carson
C	Al Johnson	LE	Greg Ellis
RG	Andre Gurode	SLB	Al Singleton (12)
RT	Torrin Tucker (12)	SCB	Scott Shanle (3)
RB	Kurt Vollers (3)	MLB	Dat Nguyen
TE	Jason Witten	WLB	Dexter Coakley
WR	Terry Glenn (6)	LCB	Terence Newman
QB	Quincy Morgan (7)	RCB	Pete Hunter (3)
RB	Vinny Testaverde	Lance Frazier (8)	
QB	Eddie George (8)	SS	Tony Dixon (7)
RB	Julius Jones (7)		Lynn Scott (9)
FB	Darian Barnes (10)	FS	Roy Williams
	Richie Anderson (3)		
			Pro Bowlers in Bold
K	Billy Cundiff		
P	Mat McBriar		

2007 ★ DALLAS COWBOYS STATISTICS ★ 2007

STAFF PLAYERS RECORDS PLAYOFF RECORDS STATISTICS SIDELINES

FIRST PLACE, NFC EAST HEAD COACH: WADE PHILLIPS			
PRESEASON (2-2)			
Date	W/L	Score	Opponent
8/9	W	23-10	INDIANAPOLIS
8/18	W	31-20	DENVER
8/25	L	16-28	@ Houston
8/30	L	14-23	@ Minnesota
REGULAR SEASON (13-3)			
9/9	W	45-35	N.Y. GIANTS
9/16	W	37-20	@ Miami
9/23	W	34-10	@ Chicago
9/30	W	35-7	ST. LOUIS
10/8	W	25-24	@ Buffalo
10/14	L	27-48	NEW ENGLAND
10/21	W	24-14	MINNESOTA
10/28			- Bye -
11/4	W	38-17	@ Philadelphia
11/11	W	31-20	@ N.Y. Giants
11/18	W	29-23	WASHINGTON
11/22	W	34-3	N.Y. JETS
11/29	W	37-27	GREEN BAY
12/9	W	28-27	@ Detroit
12/16	L	6-10	PHILADELPHIA
12/22	W	20-13	@ Carolina
12/30	L	6-27	@ Washington
2007 NFC DIVISIONAL PLAYOFF GAME			
1/13/08	L	17-21	N.Y. GIANTS

TEAM STATISTICS	DALLAS	OPP
FIRST DOWNS	322	304
Rushing	83	86
Passing	217	195
Penalty	22	23
Third Down-Made/Att.	84/199	85/216
Third Down Efficiency	42.2	39.4
Fourth Down-Made/Att.	10/14	10/18
TOTAL NET YARDS	5,851	4,922
Avg. Per Game	365.7	307.6
Total Plays	975	1,008
Avg. Per Play	6.0	4.9
NET YARDS RUSHING	1,746	1,513
Avg. Per Game	109.1	94.6
Total Rushes	419	381
Avg. Per Rush	4.2	4.0
NET YARDS PASSING	4,105	3,409
Avg. Per Game	256.6	213.1
Sacked/Yards Lost	25/185	46/319
Gross Yards	4,290	3,728
Attempts/Completions	531/342	581/342
Pct. of Completions	64.4	58.9
Had Intercepted	19	19
PUNTS/AVERAGE	63/47.1	73/45.0
Net Punting Average	38.5	39.1
PUNT RET./AVG.	26/8.7	35/11.6
KICKOFF RET./AVG.	61/22.3	86/23.0
INT./AVG. RET.	19/17.4	19/10.1
PENALTIES/YARDS	104/815	85/785
FUMBLES/BALL LOST	21/5	26/10
TOUCHDOWNS	54	36
Rushing	14	12
Passing	36	19
Returns	4	5
EXTRA POINTS/ATTEMPTS	53/53	34/34
TWO POINT CONV./ATTS.	0/1	0/2
FIELD GOALS/ATTEMPTS	26/31	25/31
AVG. TIME OF POSS.	30:34	29:27

RUSHING	ATT	YDS	AVG	LG	TD
Barber	204	975	4.8	54	10
J. Jones	164	588	3.6	25	2
Romo	31	129	4.2	17	2
Thompson	14	54	3.9	23	0
Owens	1	5	5.0	5	0
Johnson	5	-5	-1.0	-1	0
Cowboys	419	1,746	4.2	54	14
Opponents	381	1,513	4.0	62t	12

RECEIVING	NO	YDS	AVG	LG	TD
Witten	96	1,145	11.9	53	7
Owens	81	1,355	16.7	52t	15
Crayton	50	697	13.9	59t	7
Barber	44	282	6.4	29	2
J. Jones	23	203	8.8	24	0
Hurd	19	314	16.5	51t	1
Fasano	14	143	10.2	26t	1
Anderson	6	55	9.2	17	0
Austin	5	76	15.2	35	0
Curtis	3	18	6.0	15t	3
Hoyle	1	2	2.0	2t	0
Cowboys	342	4,290	12.5	59t	36
Opponents	342	3,728	10.9	69t	19

INTERCEPTIONS	NO	YDS	AVG	LG	TD
Henry	6	81	13.5	28t	1
Hamlin	5	93	18.6	35	0
Newman	4	129	32.3	70	1
Williams	2	10	5.0	10	0
Reeves	1	18	18.0	18	0
Watkins	1	0	0.0	0	0
Cowboys	19	331	17.4	70	2
Opponents	19	191	10.1	38	2

PUNTING	NO	YDS	AVG	TB	IN20	LG	BL	NET
McBriar	63	2,970	47.1	7	17	64	0	38.5
Cowboys	63	2,970	47.1	7	17	64	0	38.5
Opp.	73	3,284	45.0	10	27	66	0	39.1

PUNT RETURNS	NO	FC	YDS	AVG	LG	TD
Crayton	22	20	201	9.1	49	0
Newman	4	1	26	6.5	13	0
Cowboys	26	21	227	8.7	49	0
Opponents	35	9	406	11.6	85t	1

KICKOFF RETURNS	NO	YDS	AVG	LG	TD
Austin	24	612	25.5	60	0
Thompson	20	471	23.6	72	0
N. Jones	6	122	20.3	27	0
Stanback	3	78	26.0	35	0
Curtis	3	27	9.0	16	0
Crayton	3	26	8.7	13	0
McQuistan	1	12	12.0	12	0
Anderson	1	10	10.0	10	0
Cowboys	61	1,358	22.3	72	0
Opponents	86	1,979	23.0	103t	1

SCORE BY QUARTERS	1	2	3	4	OT	T
Cowboys	61	147	117	130	0	455
Opponents	88	97	64	76	0	325

FIELD GOALS	11-19	20-29	30-39	40-49	50+	
Folk	0-0	10-12	7-7	7-7	7-7	2-5
Cowboys	0-0	10-12	7-7	7-7	2-5	
Opponents	1-1	8-9	5-6	10-12	1-3	

Folk: (31), (26,28,47), (30, 238, 44), (41, 29, 37, 53), (38, 23), (50M, 45), (22), (44), (51M), (46, 27), (26, 51, 25), (50M), (33, 23), (42, 23), (28M, 37, 30), (44, 48, 24), (37, 45), (20), (28M), (24, 54M), (45, 22), (48B), (36), (40, 26), (49M, 45, 39, 44), (40), (47, 52), (19, 36, 35M), (47ML, 21), (37, 25), (46, 21)

SCORING	TDR	TD	TDRT	ZPI	FG	PAT	S	TP
Folk	0	0	0	0	26/31	53/53	0	131
Owens	0	15	0	0	0/0	0/0	0	70
Barber	10	2	0	0	0/0	0/0	0	92
Witten	0	7	0	0	0/0	0/0	0	42
Crayton	0	7	0	0	0/0	0/0	0	42
Curtis	0	3	0	0	0/0	0/0	0	18
J. Jones	2	0	0	0	0/0	0/0	0	12
Romo	2	0	0	0	0/0	0/0	0	12
Fasano	0	1	0	0	0/0	0/0	0	6
Hatcher	0	0	1b	0	0/0	0/0	0	6
Henry	0	0	1a	0	0/0	0/0	0	6
Hurd	0	1	0	0	0/0	0/0	0	6
Newman	0	0	1d	0	0/0	0/0	0	6
Watkins	0	0	1c	0	0/0	0/0	0	6
Cowboys	14	36	4	0	26/31	53/53	0	455
Opponents	12	19	5*	0	25/31	34/34	0	325

P-2. Conversions: Team 0-1, Opponents 0-2

- a 28 interception return at Chicago (9/23)
- b 29 fumble return vs. New England (10/14)
- c 68 block field goal return vs. Minnesota (10/21)
- d 50 interception return vs. New York Jets (11/22)
- * D. Hall 85 punt return vs. St. Louis (9/30)
- G. Wilson 25 interception return at Buffalo (10/8)
- C. Kelsay 0 interception return at Buffalo (10/8)
- T. McGee 103 kickoff return at Buffalo (10/8)
- C. Griffin 28 fumble return vs. Minnesota (10/21)

USUAL STARTERS			
WR	Terrell Owens	RE	Chris Canty
LT	Flozell Adams	NT	Jay Ratliff (14)
LG	Kyle Kosier	LE	Marcus Spears
C	Andre Gurode	SLB	Greg Ellis (10)
RG	Leonard Davis		Anthony Spencer (6)
RT	Marc Colombo	MLB	Bradie James
TE	Jason Witten	JLB	Akin Ayodele (14)
WR	Patrick Crayton	WLB	DeMarcus Ware
QB	Tony Romo	LCB	Jacques Reeves (13)
RB	Julius Jones (16)		Terence Newman (3)
	Marion Barber (0)	RCB	Anthony Henry (8)
FB	Oliver Hoyle		Terence Newman (8)
		SS	Roy Williams (13)
		FS	Ken Hamlin (13)
K	Nick Folk		
P	Mat McBriar		

Pro Bowlers in Bold

	AVG	PCT	PCT	LG	SKS/YDS	RATING
PASSING	ATT	COMP	YDS	PCT	ATT	INT
Romo	520	335	4,211	64.4	8.1	36
Johnson	11	7	79	63.3	7.2	0
Cowboys	531	342	4,290	64.4	8.1	36
Opponents	581	342	3,728	58.9	6.4	19

2008 ★ DALLAS COWBOYS STATISTICS ★ 2008

THIRD, NFC EAST
HEAD COACH: WADE PHILLIPS

PRESEASON (2-2)

Date	W/L	Score	Opponent	Att.
8/9	L	17-31	@ San Diego	61,946
8/16	L	13-23	@ Denver	74,484
8/22	W	23-22	HOUSTON	60,795
8/28	W	16-10	MINNESOTA	60,246

REGULAR SEASON (9-7)

Date	W/L	Score	Opponent	Att.
9/7	W	28-10	@ Cleveland	73,012
9/15	W	41-37	PHILADELPHIA	63,472
9/21	W	27-16	@ Green Bay	71,113
9/28	L	24-26	WASHINGTON	63,462
10/5	W	31-22	CINCINNATI	62,655
10/12	L	24-30	@ Arizona (OT)	64,389
10/19	L	14-34	@ St. Louis	62,035
10/26	W	13-9	TAMPA BAY	63,254
11/2	L	14-35	@ N.Y. Giants	78,826
11/9			- Bye -	
11/16	W	14-10	@ Washington	90,830
11/23	W	35-22	SAN FRANCISCO	63,272
11/27	W	34-9	SEATTLE	63,253
12/7	L	13-20	@ Pittsburgh	60,594
12/14	W	20-8	N.Y. GIANTS	63,776
12/20	L	24-33	BALTIMORE	63,800
12/28	L	6-44	@ Philadelphia	69,144

TEAM STATISTICS

	DALLAS	OPP
FIRST DOWNS	291	276
Rushing	102	85
Passing	171	163
Penalty	18	28
Third Down-Made/Att.	91/212	77/216
Third Down Efficiency	42.9	35.6
Fourth Down-Made/Att.	7/12	8/14
TOTAL NET YARDS	5,512	4,709
Avg. Per Game	344.5	294.3
Total Plays	979	969
Avg. Per Play	5.6	4.9
NET YARDS RUSHING	1,723	1,706
Avg. Per Game	107.7	106.6
Total Rushes	401	402
Avg. Per Rush	4.3	4.2
NET YARDS PASSING	3,789	3,003
Avg. Per Game	236.8	187.7
Sacked/Yards Lost	31/199	59/374
Gross Yards	3,988	3,377
Attempts/Completions	547/328	508/308
Pct. of Completions	60.0	60.6
Had Intercepted	20	8
PUNTS/AVERAGE	78/43.4	74/44.3
Net Punting Average	36.4	39.0
PUNT RET./AVG.	37/6.4	37/10.5
KICKOFF RET./AVG.	70/22.2	71/21.3
INT./AVG. RET.	8/4.5	20/17.5
PENALTIES/YARDS	120/957	87/601
FUMBLES/BALL LOST	29/13	28/14
TOUCHDOWNS	43	36
Rushing	12	11
Passing	29	19
Returns	2	6
EXTRA POINTS/ATTEMPTS	42/42	33/33
TWO POINT CONV./ATTS.	0/1	0/2
FIELD GOALS/ATTEMPTS	20/22	38/44
AVG. TIME OF POSS.	30:00	30:00

	AVG	TD	PCT	PCT	LG	SKS/YDS	RATING
PASSING							
Romo	450	276	3,448	61.3	7.7	26	5.8
Johnson	78	41	427	52.6	5.5	2	2.6
Bollinger	17	10	71	58.8	4.2	1	5.9
Witten	1	1	42	100.0	42.0	0	0.0
Crayton	1	0	0	0.0	0.0	0	0.0
Cowboys	547	328	3,988	60.0	7.3	29	5.3
Opponents	508	308	3,377	60.6	6.6	19	3.7

RUSHING	ATT	YDS	AVG	LG	TD
Barber	238	885	3.7	35	7
Choice	92	472	5.1	38t	2
F. Jones	30	266	8.9	60t	3
Romo	28	41	1.5	15	0
Owens	7	33	4.7	8	0
R.E. Williams	1	13	13.0	13	0
Crayton	1	11	11.0	11	0
Anderson	2	3	1.5	3	0
Johnson	2	-1	-0.5	0	0
Cowboys	401	1,723	4.3	60t	12
Opponents	402	1,706	4.2	82t	11

RECEIVING	NO	YDS	AVG	LG	TD
Witten	81	952	11.8	42	4
Owens	69	1,052	15.2	75t	10
Barber	52	417	8.0	70t	2
Crayton	39	550	14.1	55t	4
Choice	21	185	8.8	50	0
Bennett	20	283	14.2	37	4
R.E. Williams	19	198	10.4	38	1
Austin	13	278	21.4	63	3
Curtis	8	32	4.0	8	0
Starback	2	24	12.0	15	0
F. Jones	2	10	5.0	7	0
Anderson	2	7	3.5	6	1
Cowboys	328	3,988	12.2	75t	29
Opponents	308	3,377	11.0	60	19

INTERCEPTIONS	NO	YDS	AVG	LG	TD
Newman	4	2	0.5	2	0
Jenkins	1	23	23.0	23t	1
Ellis	1	11	11.0	11	0
Henry	1	0	0.0	0	0
Hamlin	1	0	0.0	0	0
Cowboys	8	36	4.5	23t	1
Opponents	20	349	17.5	61	1

PUNTING	NO	YDS	AVG	TB	IN20	LG	BL	52
Paulescu	53	2,213	41.8	5	14	70	0	35.2
McBriar	24	1,175	49.0	3	5	66	1	38.8
Cowboys	77	3,388	43.8	8	19	70	1	36.4
Opp.	73	3,281	44.3	8	20	65	1	39.0

PUNT RETURNS	NO	FC	YDS	AVG	LG	TD
A. Jones	21	0	95	4.5	18	0
Crayton	15	9	143	9.5	33	0
Battle	1	0	0	0.0	0	0
Cowboys	37	9	238	6.4	33	0
Opponents	37	17	390	10.5	35	0

KICKOFF RETURNS	NO	YDS	AVG	LG	TD
Austin	29	624	21.5	36	0
F. Jones	16	434	27.1	98t	1
Starback	10	218	21.8	58	0
A. Jones	7	155	22.1	41	0
Scandrick	4	81	20.3	25	0
Spencer	1	18	18.0	18	0
Crayton	1	11	11.0	11	0
Anderson	1	9	9.0	9	0
Curtis	1	4	4.0	4	0
Cowboys	70	1,554	22.2	98t	1
Opponents	71	1,510	21.3	93t	1

SCORE BY QUARTERS	1	2	3	4	OT	T
Cowboys	72	117	62	111	0	362
Opponents	79	109	67	104	6	365

FIELD GOALS	11-19	20-29	30-39	40-49	50+
Folk	0-0	1-1	7-8	10-11	2-2
Cowboys	0-0	1-1	7-8	10-11	2-2
Opponents	0-0	9-9	16-16	11-14	2-5

Folk: (,)(51,47),(25,39),(36),(30),(37M,52),(46M),(38,45),(,)(,)(48,41,47,42),(41,42),(44,33),(,)(35),(37,42)

Opponents: (34),(34,44,22),(36,38,33),(20,33,33,29),(41,31,40),(41),(54M,52,35),(36,35,51M,41),(41,46M),(,)(53M,23,22,35),(44,38,25),(45M,24,41),(34,47),(26,29,37,35),(40,50,41,40M)

SCORING	TDR	TOP	TDR1	2Pt	FG	PAT	S	TP
Folk	0	0	0	0	20/22	42/42	0	102
Owens	0	10	0	0	0/0	0/0	0	60
Barber	7	2	0	0	0/0	0/0	0	54
Witten	0	4	0	0	0/0	0/0	0	24
Crayton	0	4	0	0	0/0	0/0	0	24
F. Jones	3	0	1a	0	0/0	0/0	0	24
Bennett	0	4	0	0	0/0	0/0	0	24
Austin	0	3	0	0	0/0	0/0	0	18
Choice	2	0	0	0	0/0	0/0	0	12
Anderson	0	1	0	0	0/0	0/0	0	6
R.E. Williams	0	1	0	0	0/0	0/0	0	6
Jenkins	0	0	1b	0	0/0	0/0	0	6
Polk	0	0	0	0	0/0	0/0	1%	2
Cowboys	12	29	2	0	20/22	42/42	1	362
Opponents	10	17	4*	0	35/40	28/28	1*	365

2-Pt. Conversions: Team 0-1, Opponents 0-2

a 98-yd kickoff return vs. Philadelphia (9/15)
 b 23-yd interception return at N.Y. Giants (11/2)
 % blocked punt in end zone vs. San Francisco (11/23)

* C. Gocong 0 fumble recovery vs. Philadelphia (9/15)
 J. Arrington 93 kickoff return at Arizona (10/12)
 M. Beisel 3 block punt return at Arizona (10/12)
 D. Townsend 25 int return at Pittsburgh (12/7)
 C. Clemons 73 fumble return at Philadelphia (12/28)
 J. Hanson 96 fumble recovery at Philadelphia (12/28)

^ M. Kiwanuka forced tum out of end zone vs. N.Y. Giants (12/14)

USUAL STARTERS

WR	Terrell Owens	RE	Chris Canty
LG	Flozell Adams	NT	Jay Ratliff
LT	Cory Procter (11)	LE	Marcus Spears
C	Andre Gurode	SLB	Greg Ellis
RG	Leonard Davis	MLB	Bradie James
RT	Marc Colombo	JLB	Zach Thomas
TE	Jason Witten	WLB	DeMarcus Ware
QB	Patrick Crayton	LCB	Terence Newman (9)
WR	Tony Romo	Adam Jones (4)	
RB	Marion Barber	Mike Jenkins (3)	
FB	Deon Anderson	Anthony Henry	
		SS	Keith Davis (8)
		FS	Ken Hamlin
K	Nick Folk		
P	Sam Paulescu (10)		
	Mat McBriar (6)		

Pro Bowlers in Bold

2010 ★ DALLAS COWBOYS STATISTICS ★ 2010

THIRD PLACE, NFC EAST HEAD COACH: WADE PHILLIPS (1-7) JASON GARRETT (5-3)

PRESEASON (3-2)

Date	W/L	Score	Opponent	Att.
8/8	W	16-7	CIN. @ Canton	22,364
8/12	L	9-17	OAKLAND	72,282
8/21	W	16-14	@ San Diego	64,372
8/28	L	7-23	@ Houston	70,725
9/2	W	27-25	MIAMI	71,805

REGULAR SEASON (6-10)

9/12	L	7-13	@ Washington	90,670
9/19	L	20-27	CHICAGO	85,169#
9/26	W	27-13	@ Houston	71,456
10/3			- Bye -	
10/10	L	27-34	TENNESSEE	90,616#
10/17	L	21-24	@ Minnesota	64,120
10/25	L	35-41	N.Y. GIANTS	91,375*
10/31	L	17-35	JACKSONVILLE	81,395#
11/7	L	7-45	@ Green Bay	70,913
11/14	W	33-20	@ N.Y. Giants	80,851
11/21	W	35-19	DETROIT	81,261#
11/25	L	27-30	NEW ORLEANS	93,985#
12/5	W	38-35	@ Indianapolis (OT)	67,471
12/12	L	27-30	PHILADELPHIA	85,673#
12/19	W	33-30	WASHINGTON	86,904%#
12/25	L	26-27	@ Arizona	66,971
1/2/11	W	14-13	@ Philadelphia	69,144

AT&T Stadium configuration

*-All Open #-All Closed

^-Only Doors Open %-Only Roof Open

TEAM STATISTICS	DALLAS	OPP
FIRST DOWNS.....	327	309
Rushing.....	104	84
Passing.....	201	200
Penalty.....	22	25
Third Down-Made/Att.....	86/211	81/204
Third Down Efficiency.....	40.8	39.7
Fourth Down-Made/Att.....	13/22	4/9
TOTAL NET YARDS.....	5,828	5,628
Avg. Per Game.....	364.3	351.8
Total Plays.....	1,035	977
Avg. Per Play.....	5.6	5.8
NET YARDS RUSHING.....	1,786	1,734
Avg. Per Game.....	111.6	108.4
Total Rushes.....	428	402
Avg. Per Rush.....	4.2	4.3
NET YARDS PASSING.....	4,042	3,894
Avg. Per Game.....	252.6	243.4
Sacked/Yards Lost.....	31/166	35/257
Gross Yards.....	4,208	4,151
ATTEMPTS/COMPLETIONS.....	576/378	540/348
Pct. of Completions.....	65.8	64.4
Had Intercepted.....	19	20
PTS./AVERAGE.....	66/47.2	70/43.1
Net Punting Average.....	41.7	35.4
PUNT RETURN/AVG.....	24/15.9	33/6.2
KICKOFF RETURN/AVG.....	74/21.2	56/24.3
INT./AVG.....	20/15.1	19/14.6
PENALTIES/YARDS.....	109/863	79/641
FUMBLES/BALL LOST.....	28/11	20/10
TOUCHDOWNS.....	46	51
Rushing.....	10	11
Passing.....	29	33
Returns.....	7	7
EXTRA POINTS/ATTEMPTS.....	42/44	49/49
TWO POINT CONV./ATT.....	2/2	2/2
FIELD GOALS/ATTS.....	24/32	25/27
AVG. TIME OF POSSESSION.....	31:11	28:49

PASSING	ATT	COMP	YDS	PCT	AVG	TD	PCT INT	PCT INT	LG	SKS/YDS	RATING	
Kltna	318	209	2,365	65.7	7.4	16	5.0	12	3.8	711	21/100	88.9
Romo	213	148	1,605	69.5	7.5	11	5.2	7	3.3	691	7/41	94.9
McGee	44	22	238	50.0	5.4	2	4.5	0	0.0	371	3/25	81.4
Barber	1	0	0	0.0	0.0	0	0.0	0	0.0	0	0/0	39.6
Cowboys	576	209	4,208	65.8	7.3	29	5.0	19	3.3	711	21/100	88.9
Opponents	540	348	4,151	64.4	7.7	33	6.1	20	3.7	911	35/257	92.7

RUSHING	ATT	YDS	AVG	LG	TD
Jones	185	800	4.3	34	1
Barber	113	374	3.3	25	4
Choice	66	243	3.7	26	3
Kltna	31	147	4.7	29	1
Austin	7	93	13.3	60	1
McGee	13	74	5.7	14	0
Romo	6	38	6.3	14	0
Gronkowski	5	17	3.4	8	0
Bryant	1	0	0.0	0	0
McBrir	1	0	0.0	0	0
Cowboys	428	1,786	4.2	60	10
Opponents	402	1,734	4.3	56	11

RECEIVING	NO	YDS	AVG	LG	TD
Written	94	1,002	10.7	33	9
Austin	69	1,041	15.1	69	7
Jones	48	450	9.4	71	1
Bryant	45	561	12.5	46	6
R.Williams	37	530	14.3	63	5
Bennett	33	260	7.9	32	0
Choice	17	109	6.4	17	0
Hurd	14	120	8.6	13	0
Barber	11	49	4.5	15	0
Gronkowski	7	35	5.0	12	1
Ogletree	3	34	11.3	19	0
Johnson	1	6	6.0	6	0
Romo	0	11	11.0	11	0
Cowboys	379	4,208	11.1	71	29
Opponents	348	4,151	11.9	91	33

INTERCEPTIONS	NO	YDS	AVG	LG	TD
Sensabaugh	5	26	5.2	10	0
Newman	5	16	3.2	30	0
Lee	2	44	22.0	31	1
Ball	2	27	13.5	27	0
McCann	1	101	101.0	101	1
Brooking	1	41	41.0	41	0
Scandrick	1	40	40.0	40	1
James	1	11	11.0	11	0
McCray	1	0	0.0	0	0
Jenkins	1	-4	-4.0	-4	0
Cowboys	20	302	15.1	101	3
Opponents	19	277	14.6	66	3

PUNTING	NO	YDS	AVG	TB	IN20	LG	BL	NET
McBrir	65	3,115	47.9	8	22	65	1	41.7
Cowboys	65	3,115	47.9	8	22	65	1	41.7
Opp.	70	3,020	43.4	8	26	69	0	35.4

PUNT RETURNS	NO	YDS	AVG	FC	LG	TD
Bryant	15	215	14.3	0	93	2
McCann	8	165	20.6	10	97	1
Holley	1	2	2.0	0	0	0
Owusu-Ansah	0	0	0.0	4	0	0
Cowboys	24	382	15.9	14	97	3
Opponents	33	205	6.2	7	16	0

KICKOFF RETURNS	NO	YDS	AVG	LG	TD
Owusu-Ansah	25	543	21.7	41	0
McCann	23	507	22.0	38	0
Bryant	12	293	24.4	43	0
Ogletree	6	109	18.2	31	0
Choice	3	61	20.3	27	0
Gronkowski	2	23	11.5	13	0
Rucker	1	16	16.0	16	0
Chandler	1	11	11.0	11	0
Newman	1	9	9.0	9	0
Cowboys	74	1,572	21.2	43	0
Opponents	56	1,363	24.3	95	1

SCORE BY QUARTERS	1	2	3	4	OT	T
Cowboys	70	104	106	111	3	394
Opponents	85	130	95	126	0	436

FIELD GOALS	11-19	20-29	30-39	40-49	50-6+	
Buehler	0	0	8-8	4-7	8-11	4-6
Cowboys	0-0	8-8	4-7	8-11	4-6	
Opponents	0-0	8-8	4-4	9-10	4-5	

Buehler:(34M),(28,44M,48),(49,40),(51,44M,26)
(,26,41),(34),(,)(,22,23,34M),(,)
(21,53,59M),(30,48M,46,38),(50,43),
(42,20,35M,20,39),(42,53),(52M)

Opp:(29,49),(38,40),(24,30),(52,40),(38),
(53,26),(,)(,54B,26),(43,25),(47),
(50,45,28),(,)(,39,50,28),(,)
(49M,49,48),(43,22)

SCORING	TDR	TD	TPR	2PR	FG	PAT	S	TP
Buehler	0	0	0	0	24/32	42/44	0	114
Written	0	9	0	0	0/0	0/0	0	56
Austin	1	7	0	0	0/0	0/0	0	48
Bryant	0	6	2a	0	0/0	0/0	0	48
R.Williams	0	5	0	1	0/0	0/0	0	32
Barber	4	0	0	0	0/0	0/0	0	24
Choice	3	0	0	0	0/0	0/0	0	18
James	1	1	0	0	0/0	0/0	0	12
McCann	0	0	2b	0	0/0	0/0	0	12
Gronkowski	0	1	0	0	0/0	0/0	0	6
Lee	0	0	1d	0	0/0	0/0	0	6
Kltna	1	0	0	0	0/0	0/0	0	6
Scandrick	0	0	1c	0	0/0	0/0	0	6
Ware	0	0	1e	0	0/0	0/0	0	6
Cowboys	10	29	7	2	24/32	42/44	0	394
Opponents	11	33	7*	2	25/27	49/49	1*	436

2-Pt. Conversions: Team 2-2, Opponents 2-2

- a 62 punt return vs. Chi (9/19)
- 93 punt return vs. NYG (10/25)
- b 101 interception return, @ NYG (11/14)
- 97 punt return vs. Detroit (11/21)
- c 41 interception return, @ Indianapolis (12/5)
- d 30 interception return, @ Indianapolis (12/5)
- e 17 fumble return @ Phil (12/11)

- * D. Hall 32 fumble return, @ Wash (9/12)
- P. Harvin 95 kickoff return, @ Minn (10/17)
- N. Collins 26 fumble return, @ Green Bay (11/7)
- C. Matthews 62 int. return, @ Green Bay (11/7)
- T. Smith 2 block punt return @ Ind (12/5)
- D. Rodgers-Cromartie 32 int. return @ Ari (12/25)
- G. Toler 66 int. return @ Ari (12/25)
- ^ L. Davis holding in endzone vs. Det (11/21)

USUAL STARTERS

WR	Roy Williams (10)	RE	Igor Olshansky (14)
LT	Doug Free	NT	Jay Ratliff
LG	Kyle Kosier (13)	LE	Marcus Spears (7)
C	Andre Gurode		Stephen Bowen (7)
RG	Leonard Davis	SLB	Anthony Spence
RT	Marc Colombo (15)	MLB	Bradie James
TE	Jason Witten	WLB	Keith Brooking
WR	Miles Austin	WLB	DeMarcus Ware
QB	Tony Romo (6)	LCB	Terence Newman
	Jon Kitna (9)	RCB	Mike Jenkins
RB	Marion Barber (10)	SS	Gerald Sensabaugh (14)
	Felix Jones (6)	FS	Alan Ball
FB	Chris Gronkowski (10)		

Pro Bowlers in Bold

K	David Buehler
P	Mat McBriar

2011 ★ DALLAS COWBOYS STATISTICS ★ 2011

STAFF PLAYERS RECORDS PLAYOFF RECORDS STATISTICS SIDELINES

THIRD PLACE, NFC EAST HEAD COACH: JASON GARRETT

PRESEASON (2-2)

Date	W/L	Score	Opponent	Att.
8/11	W	24-23	DENVER	74,045
8/21	L	7-20	SAN DIEGO	73,665
8/27	W	23-17	@ Minnesota	62,800
9/1	L	3-17	@ Miami	40,727

REGULAR SEASON (8-8)

Date	W/L	Score	Opponent	Att.
9/11	L	24-27	@ N.Y. Jets	78,702
9/18	W	27-24	@ San Fran (OT)	69,732
9/26	W	18-16	WASHINGTON	90,017%
10/2	L	30-34	DETROIT	78,122*
10/9		- Bye -		
10/16	L	16-20	@ New England	68,756
10/23	W	34-7	ST. LOUIS	80,086*
10/30	L	7-34	@ Philadelphia	69,144
11/6	W	23-13	SEATTLE	81,501*
11/13	W	44-7	BUFFALO	85,157*
11/20	W	27-24	@ Washington (OT)	80,122*
11/24	W	20-19	MIAMI	87,418*
12/4	L	13-19	@ Arizona (OT)	62,180
12/11	L	34-37	N.Y. GIANTS	92,952*
12/17	W	31-15	@ Tampa Bay	65,162
12/24	L	7-20	PHILADELPHIA	84,432*
1/1/12	L	14-31	N.Y. Giants	81,077

AT&T Stadium configuration
*All Open # - All Closed
^ - Only Doors Open % - Only Roof Open

TEAM STATISTICS

	DALLAS	OPP
FIRST DOWNS.....	327	305
Rushing.....	91	78
Passing.....	219	199
Penalty.....	17	28
Third Down-Made/Att.....	78/198	81/204
Third Down Efficiency.....	39.4	39.7
Fourth Down-Made/Att.....	5/10	4/11
TOTAL NET YARDS.....	6,008	5,491
Avg. Per Game.....	375.5	343.2
Total Plays.....	1,017	972
Avg. Per Play.....	5.9	5.6
NET YARDS RUSHING.....	1,807	1,585
Avg. Per Game.....	112.9	99.1
Total Rushes.....	408	385
Avg. Per Rush.....	4.4	4.1
NET YARDS PASSING.....	4,201	3,906
Avg. Per Game.....	262.6	244.1
Sacked/Yards Lost.....	39/252	42/243
Gross Yards.....	4,453	4,149
ATTEMPTS/COMPLETIONS.....	570/376	545/336
Pct. of Completions.....	66.0	61.7
Had Intercepted.....	12	15
PUNTS/AVERAGE.....	71/42.9	72/47.5
Net Punting Average.....	36.2	41.8
PUNT RETURN/AVG.....	41/7.1	30/9.3
KICKOFF RETURN/AVG.....	33/23.3	52/21.4
INT./AVG.....	15/14.5	12/13.2
PENALTIES/YARDS.....	114/816	85/650
FUMBLES/BALL LOST.....	24/9	20/10
Touchdowns.....	39	38
Rushing.....	5	10
Passing.....	33	24
Returns.....	1	4
EXTRA POINTS/ATTEMPTS.....	39/39	35/35
TWO POINT CONV./ATT.....	0/0	2/2
FIELD GOALS/ATTS.....	32/37	26/33
AVG. TIME OF POSSESSION.....	30:55	29:05

	PASSING	ATT	COMP	YDS	PCT	AVG	PCT	PCT	LG	SKS/YDS	RATING	
Romo	522	346	4,184	66.3	8.0	31	5.9	10	19	77	36/227	102.5
McGee	38	24	182	63.2	4.8	1	2.6	0	19	3/25	83.4	
Kitna	10	6	87	60.0	8.7	1	10.0	2	20	33	0/0	82.1
Cowboys	570	376	4,453	66.0	7.8	33	5.8	12	5.1	77	36/252	100.1
Opponents	545	336	4,149	61.7	7.6	24	4.4	15	2.8	74t	42/243	88.4

SCORE BY QUARTERS

	1	2	3	4	OT	T
Cowboys	72	110	62	119	6	369
Opponents	51	112	75	103	6	347

RUSHING

	ATT	YDS	AVG	LG	TD
Murray	164	897	5.5	91t	2
Jones	127	575	4.5	40	1
Morris	28	98	3.5	15	0
Tanner	22	76	3.5	17	0
Choice	28	75	2.7	14	0
Romo	22	46	2.1	17	1
McGee	4	28	7.0	12	0
Bryant	1	5	5.0	5	0
Fiammetta	4	4	1.0	3	0
Austin	2	3	1.5	5	0
Ogletree	2	3	1.5	7	0
Washington	1	-1	-1.0	-1	0
Kitna	3	-2	-0.7	0	0
Cowboys	408	1,807	4.4	91t	5
Opponents	385	1,585	4.1	40	10

RECEIVING

	NO	YDS	AVG	LG	TD
Witten	79	942	11.9	64	5
Bryant	63	928	14.7	50t	9
Robinson	54	858	15.9	74	11
Austin	43	579	13.5	53t	7
Jones	33	221	6.7	27	0
Murray	26	183	7.0	18	0
Ogletree	17	144	8.5	15	0
Ogletree	15	164	10.9	33	0
Phillips	15	101	6.7	12t	1
Choice	11	71	6.5	18	0
Holley	7	169	24.1	77	0
Morris	5	13	2.6	9	0
Fiammetta	3	39	13.0	15	0
Tanner	2	19	9.5	11	0
Washington	2	13	6.5	15	0
Chapas	1	9	9.0	9	0
Cowboys	376	4,453	11.8	77	33
Opponents	336	4,149	12.3	74t	24

INTERCEPTIONS

	NO	YDS	AVG	LG	TD
Lee	4	87	21.8	37	0
Newman	4	80	20.0	43t	1
Sensabaugh	2	11	5.5	11	0
Hatcher	1	16	16.0	16	0
Ball	1	15	15.0	15	0
Walker	1	5	5.0	5	0
Jenkins	1	3	3.0	3	0
Scandrick	1	0	0.0	0	0
Cowboys	15	217	14.5	43t	1
Opponents	12	158	13.2	56t	2

PUNTING

	NO	YDS	AVG	TB	IN20	LG	BL	NET
McBriar	58	2,542	43.8	7	21	68	1	36.1
Jones	10	426	42.6	1	4	54	0	42.6
Bailey	2	79	39.5	0	0	41	0	37.0
Cowboys	70	3,047	42.9	8	25	68	1	36.7
Opp.	72	3,420	47.5	6	21	70	1	41.8

PUNT RETURNS

	NO	FC	YDS	AVG	LG	TD
Bryant	15	5	103	6.9	20	0
Harris	15	6	80	5.3	14	0
Owusu-Ansah	6	3	47	7.8	21	0
Ogletree	2	0	35	17.5	25	0
McCann	2	0	13	6.5	16	0
Holley	1	0	15	15.0	15	0
Cowboys	41	14	293	7.1	22	0
Opponents	30	17	278	9.3	55	0

KICKOFF RETURNS

	NO	YDS	AVG	LG	TD
Harris	8	231	28.9	51	0
Jones	7	186	26.6	69	0
Ogletree	6	114	19.0	25	0
Owusu-Ansah	3	56	18.7	23	0
Bryant	3	55	18.3	26	0
Murray	2	36	18.0	22	0
Phillips	2	26	13.0	16	0
Lissemore	1	38	38.0	38	0
McCann	1	26	26.0	26	0
Cowboys	33	768	23.3	69	0
Opponents	52	1,114	21.4	43	0

FIELD GOALS

	11-19	20-29	30-39	40-49	50+
Bailey	1-1	8-9	11-11	10-12	2-4
Cowboys	1-1	8-9	11-11	10-12	2-4
Opponents	0-0	12-12	4-5	5-9	5-7

Bailey: (34), (21M, 48, 19), (41, 27, 32, 41, 23, 40), (41, 35, 23), (48, 22, 6), (30, 51), (0, 20, 20, 42), (45, 36, 31), (37, 39), (32, 28), (53M, 50, 37, 49M), (49, 49, 47B), (30), (0), (52M)
Opp: (34, 50), (55), (46, 27, 36B, 50), (33, 51), (31, 26), (0), (23, 26), (45, 32, 41B), (52M), (40, 49, 55M2), (26, 47M, 28, 27, 23), (48, 23), (23, 26), (0), (43, 51), (40M, 28)

SCORING

	TDR	TD	TDRT	2PT	FG	PAT	STP
Bailey	0	0	0	0	32/37	39/39	0/135
Robinson	0	11	0	0	0/0	0/0	0/66
Bryant	0	0	0	0	0/0	0/0	0/54
Austin	0	7	0	0	0/0	0/0	0/42
Witten	0	5	0	0	0/0	0/0	0/30
Murray	2	0	0	0	0/0	0/0	0/12
Jones	1	0	0	0	0/0	0/0	0/6
Newman	0	0	1a	0	0/0	0/0	0/6
Phillips	0	1	0	0	0/0	0/0	0/6
Romo	1	0	0	0	0/0	0/0	0/6
Tanner	1	0	0	0	0/0	0/0	0/6
Cowboys	5	33	1	0	32/37	39/39	0/369
Opponents	10	24	4*	2	26/33	35/35	1*/347

2-Pt. Conversions: Team 0-0, Opponents 2-2

a T.Newman 43 interception return, vs. Buf (11/13)

* I. Trufant 18 block punt return, @ NYJ (9/11)

B. Carpenter 34 int. return, vs. Det (10/2)

C. Houston 56 int. return, vs. Det (10/2)

D. Watson 7 fumble return, @ Tampa Bay (12/17)

A. J. Pierre-Paul Romo sack, vs. NYG (12/11)

USUAL STARTERS

WR	Dez Bryant (13)	RE	Jason Hatcher (10)
LT	Doug Free	TE	Marcus Spears (5)
LG	Bill Nagy (4)	NT	Jay Ratliff
C	Montreae Holland (10)	LE	Kenyon Coleman (15)
RG	Phil Costa	SLB	Anthony Spencer (15)
RT	Kyle Kosier	MLB	Bradie James (13)
TR	Tyron Smith	JLB	Sean Lee (15)
TE	Jason Witten	WLB	DeMarcus Ware
WR	Miles Austin (10)	LCB	Terence Newman (14)
WR	Laurent Robinson (4)	RCB	Mike Jenkins (12)
QB	Tony Romo	OLB	Orlando Scandrick (4)
RB	Felix Jones (8)	SS	Abram Elam
FB	Dellarcio Murray (7)	FS	Gerald Sensabaugh
	Tony Fiammetta (6)	K	Dan Bailey
	John Phillips (4)	P	Matt McBriar

Pro Bowlers in Bold

2012 ★ DALLAS COWBOYS STATISTICS ★ 2012

THIRD PLACE, NFC EAST HEAD COACH: JASON GARRETT

PRESEASON (3-1)

Date	W/L	Score	Opponent	Att.
8/13	W	3-0	@ Oakland	50,403
8/18	L	20-28	@ San Diego	53,381
8/25	W	20-19	ST. LOUIS	75,226
9/1	W	30-13	MIAMI	73,481

REGULAR SEASON (8-8)

Date	W/L	Score	Opponent	Att.
9/5	W	24-17	@ N.Y. Giants	82,287
9/16	L	7-27	@ Seattle	68,008
9/23	W	16-10	TAMPA BAY	81,984#
10/1	L	18-34	CHICAGO	90,080*
10/7			- Bye -	
10/14	L	29-31	@ Baltimore	71,384
10/21	W	19-14	@ Carolina	73,981
10/28	L	24-29	N.Y. GIANTS	94,067*
11/4	L	13-19	@ Atlanta	70,840
11/11	W	38-23	@ Philadelphia	69,144
11/18	W	23-20	CLEVELAND (OT)	81,963*
11/22	L	31-38	WASHINGTON	90,168*
12/2	W	38-33	PHILADELPHIA	81,851*
12/9	W	20-19	@ Cincinnati	63,590
12/16	W	27-24	PITTSBURGH (OT)	95,595*
12/23	L	31-34	NEW ORLEANS (OT)	92,570*
12/30	L	18-28	@ Washington	82,845

AT&T Stadium configuration

*-All Open # -All Closed

^-Only Doors Open %-Only Roof Open

TEAM STATISTICS

	DALLAS	OPP
FIRST DOWNS.....	338	317
Rushing.....	76	92
Passing.....	237	195
Penalty.....	25	30
Third Down-Made/Att.....	93/212	81/202
Third Down Efficiency.....	43.9	40.1
Fourth Down-Made/Att.....	8/11	6/11
TOTAL NET YARDS.....	5,994	5,687
Avg. Per Game.....	374.6	355.4
Total Plays.....	1,049	986
Avg. Per Play.....	5.7	5.8
NET YARDS RUSHING.....	1,265	2,003
Avg. Per Game.....	79.1	125.2
Total Rushes.....	355	441
Avg. Per Rush.....	3.6	4.5
NET YARDS PASSING.....	4,729	3,684
Avg. Per Game.....	295.6	230.3
Sacked/Yards Lost.....	36/263	34/211
Gross Yards.....	4,992	3,895
Attempts/Completions.....	658/434	511/320
Pct. of Completions.....	66.0	62.6
Had Intercepted.....	19	7
PUNTS/AVERAGE.....	69/44.0	74/45.4
Net Punting Average.....	38.6	37.1
PUNT RETURN/AVG.....	34/12.4	29/9.6
KICKOFF RETURN/AVG.....	36/20.6	50/22.0
INT./AVG.....	7/21.0	19/17.9
PENALTIES/YARDS.....	117/853	89/726
FUMBLES/BALL LOST.....	20/10	18/9
TOUCHDOWNS.....	41	45
Rushing.....	8	17
Passing.....	29	22
Returns.....	4	6
EXTRA POINTS/ATTEMPTS.....	37/37	43/44
TWO POINT CONV./ATT.....	3/4	0/1
FIELD GOALS/ATTEMPTS.....	29/31	29/33
AVG. TIME OF POSSESSION.....	30:33	29:27

PASSING	ATT	COMP	YDS	PCT	AVG	PCT	PCT	INT	LG	SKS/YDS	RATING	
Romo	648	425	4,903	65.6	7.6	28	4.3	19	2.9	85†	36/263	90.5
Orton	10	9	89	90.0	8.9	1	10.0	0	0.0	21	0/0	137.1
Cowboys	658	434	4,992	66.0	7.6	29	4.4	19	2.9	85†	36/263	91.3
Opponents	511	320	3,895	62.6	7.6	22	4.3	7	1.4	68†	34/211	94.7

RUSHING	ATT	YDS	AVG	LG	TD
Murray	161	663	4.1	48	4
F. Jones	111	402	3.6	22†	3
Dunbar	21	75	3.6	18	0
Tanner	25	61	2.4	9	0
Romo	30	49	1.6	15	1
Vickers	3	11	3.7	13	0
Ogletree	2	9	4.5	5	0
Bryant	2	-5	-2.5	6	0
Cowboys	355	1,265	3.6	48	8
Opponents	441	2,003	4.5	43	17

RECEIVING	NO	YDS	AVG	LG	TD
Witten	110	1,039	9.4	36	3
Bryant	92	1,382	15.0	85†	12
Austin	66	943	14.3	49	6
Murray	35	251	7.2	22	0
Ogletree	32	436	13.6	65	4
F. Jones	25	262	10.5	39	2
Harris	17	222	13.1	36	1
Beasley	15	128	8.5	20	0
Vickers	13	104	8.0	17	0
Hanna	8	86	10.8	29	0
Phillips	8	55	6.9	19	1
Dunbar	6	33	5.5	14	0
Tanner	4	41	10.3	15	0
Holmes	2	11	5.5	7	0
Romo	1	-1	-1.0	-1	0
Cowboys	434	4,992	11.5	85†	29
Opponents	320	3,895	12.2	68†	22

INTERCEPTIONS	NO	YDS	AVG	LG	TD
Carr	3	120	40.0	47†	1
Peprah	1	27	27.0	2	0
Claiborne	1	0	0.0	0	0
Lee	1	0	0.0	0	0
McCray	1	0	0.0	0	0
Cowboys	7	147	21.0	47†	1
Opponents	19	340	17.9	74†	3

PUNTING	NO	YDS	AVG	TB	IN20	LG	BL	NET
Moorman	56	2,497	44.6	3	22	64	0	38.9
C. Jones	12	542	45.2	0	6	60	1	40.0
Cowboys	68	3,039	44.0	3	28	64	1	39.1
Opp.	74	3,362	45.4	10	25	68	0	37.1

PUNT RETURNS	NO	YDS	AVG	FC	LG	TD
Harris	22	354	16.1	11	78†	1
Bryant	12	66	5.5	3	44	0
Cowboys	34	420	12.4	13	78†	1
Opponents	29	279	9.6	15	98†	1

KICKOFF RETURNS	NO	YDS	AVG	LG	TD
Dunbar	12	261	21.8	44	0
F. Jones	11	236	21.5	29	0
Harris	11	210	19.1	29	0
Phillips	1	20	20.0	20	0
Vickers	1	14	14.0	14	0
Cowboys	36	741	20.6	44	0
Opponents	50	1,102	22.0	108†	1

SCORE BY QUARTERS	1	2	3	4	OT	T
Cowboys	36	88	84	162	6	376
Opponents	71	127	79	120	3	400

FIELD GOALS	11-19	20-29	30-39	40-49	50-5+
Bailey	1-1	5-5	13-13	7-7	3-5
Cowboys	1-1	5-5	13-13	7-7	3-5
Opponents	0-0	9-9	9-12	9-10	2-2

Bailey: (33),(),(32,26,22),(39),(42,43,34,51M),
(19,49,28,38),(51),(23,32,54M),(30),
(44,32,38),(30,33,51),(39),(37,40),(50,21),
(47),(48)

Opp: (22),(21,25),(28),(43,21),(38),(),
(41,37,26,43,37),(37M,45,46,43M,36,32),
(40),(51,37),(48),(43,43),(25,33,25,52),(32),
(36M,37,20),(37M)

SCORING	TDR	TD	TD	2PT	FG	PAT	S	TP
Bailey	0	0	0	29/31	37/37	0	124	0
Bryant	0	12	0	2	0/0	0	0	74
Austin	0	6	0	0/0	0/0	0	0	36
F. Jones	3	2	0	0	0/0	0	0	30
Murray	4	0	0	0/0	0/0	0	0	24
Ogletree	0	4	0	0/0	0/0	0	0	24
Witten	0	3	0	0/0	0/0	0	0	18
Harris	0	1	1a	2	0/0	0	0	14
Romo	1	0	0	2	0/0	0	0	8
Carr	0	0	1b	0	0/0	0	0	6
Claiborne	0	0	1c	0	0/0	0	0	6
Hatcher	0	0	1d	0	0/0	0	0	6
Phillips	0	1	0	0	0/0	0	0	6
Cowboys	8	29	4	3	39/31	37/37	0	376
Opponents	17	22	6*	0	29/33	43/44	0	400

2-Pt. Conversions: Team 3-4, Opponents 0-1

- a 78 punt return, @ Philadelphia (11/11)
- b 47 interception return, @ Philadelphia (11/11)
- c 50 fumble return, vs Philadelphia (12/2)
- d 0 fumble return, @ Philadelphia (11/11)

* J. Johnson 3 block punt return, @ Seattle (9/16)
C. Tillman 25 int. return, vs Chicago (10/1)
L. Briggs 74 int. return, vs Chicago (10/1)
J. Jones 108 kickoff return, @ Baltimore (10/14)
J. Pierre-Paul 28 int. return, vs NYG (10/28)
D. Johnson 98 punt return, vs Philadelphia (12/2)

USUAL STARTERS

WR	Dez Bryant	RE	Jason Hatcher
LT	Doug Free	NT	Jay Ratliff (96)
LG	Nate Livings	JC	Josh Brent (5)
C	Ryan Cook (11)	SE	Sean Lissemore (3)
RG	MacKenzy Bernadeau	LE	Kerwyn Coleman (5)
RT	Tyron Smith	RCB	Marcus Spears (6)
TE	Jason Witten	SLB	Anthony Spencer
WR	Miles Austin	RCB	Bruce Carter (11)
QB	Tony Romo	CB	Dan Connor (5)
RB	DeMarco Murray (10)	WLB	Sean Lee (6)
QB	Felix Jones (6)	CB	Ernie Sims (6)
FB	Lawrence Vickers (6)	JLB	DeMarcus Ware
	John Phillips (8)	LCB	Brandon Carr
		RCB	Morris Claiborne
K	Dan Bailey	SS	Barry Church (3)
P	Chris Jones (4)	SS	Danny McCray (910)
	Brian Moorman (12)	FS	Gerald Sensabaugh

Pro Bowlers in Bold

2013 ★ DALLAS COWBOYS STATISTICS ★ 2013

STAFF

PLAYERS

2019 SEASON

RECORDS

PLAYOFF RECORDS

2013 STATISTICS

SIDELINES

SECOND PLACE, NFC EAST HEAD COACH: JASON GARRETT

PRESEASON (2-3)				
Date	W/L	Score	Opponent	Att.
8/4	W	24-20	MIAMI @ Canton	22,364
8/9	L	17-19	@ Oakland	43,013
8/17	L	7-12	@ Arizona	59,698
8/24	W	24-18	CINCINNATI	76,376
8/29	L	6-24	HOUSTON	76,856
REGULAR SEASON (8-8)				
9/8	W	36-31	N.Y. GIANTS	85,348*
9/15	L	16-17	@ Kansas City	76,952
9/22	W	31-7	ST. LOUIS	80,846#
9/29	L	21-30	@ San Diego	68,601
10/6	L	48-51	DENVER	92,758^
10/13	W	31-16	WASHINGTON	90,239#
10/20	W	17-3	@ Philadelphia	69,144
10/27	L	30-31	@ Detroit	64,370
11/3	W	27-23	MINNESOTA	85,360*
11/10	L	17-49	@ New Orleans	73,018
11/17	- Bye -			
11/24	W	24-21	@ N.Y. Giants	80,499
11/28	W	31-24	OAKLAND	87,572#
12/9	L	28-45	@ Chicago	62,229
12/15	L	36-37	GREEN BAY	91,054#
12/22	W	24-23	@ Washington	80,411
12/29	L	22-24	PHILADELPHIA	91,166#

AT&T Stadium configuration
 *-All Open #-All Closed
 ^-Only Doors Open %-Only Roof Open

TEAM STATISTICS	DALLAS	OPP
FIRST DOWNS	325	388
Rushing	80	122
Passing	213	231
Penalty	32	35
Third Down-Made/Att.	63/180	91/210
Third Down Efficiency	35.0	43.3
Fourth Down-Made/Att.	4/6	9/18
TOTAL NET YARDS	5,458	6,645
Avg. Per Game	341.3	415.3
Total Plays	957	1,094
Avg. Per Play	5.7	6.1
NET YARDS RUSHING	1,504	2,056
Avg. Per Game	94.2	128.5
Total Rushes	336	437
Avg. Per Rush	4.5	4.7
NET YARDS PASSING	3,954	4,589
Avg. Per Game	247.1	286.8
Sacked/Yards Lost	35/272	34/246
Gross Yards	4,226	4,835
ATTEMPTS/COMPLETIONS	586/375	623/403
Pct. of Completions	64.0	64.7
Had Intercepted	12	15
PUNTS/AVERAGE	77/45.0	61/47.2
Net Punting Average	39.1	38.9
PUNT RETURN/AVG.	31/12.5	37/9.2
KICKOFF RETURN/AVG.	45/25.5	38/20.8
INT./AVG.	15/17.1	12/11.7
PENALTIES/YARDS	102/867	112/875
FUMBLES/BALL LOST	18/8	16/13
TOUCHDOWNS	51	51
Rushing	12	17
Passing	33	33
Returns	6	1
EXTRA POINTS/ATTEMPTS	47/41	47/48
TWO POINT CONV./ATT.	1/4	2/3
FIELD GOALS/ATTEMPTS	28/30	25/29
AVG. TIME OF POSSESSION	29:02	30:58

RUSHING	ATT	YDS	AVG	LG	TD
Murray	217	1,121	5.2	43	9
Randle	54	164	3.0	19	2
Dunbar	30	150	5.0	45	0
Romo	20	38	1.9	15	0
Tanner	9	12	1.3	9	1
Orton	1	8	8.0	8	0
Harris	1	6	6.0	6	0
T. Williams	3	4	1.3	5	0
Bryant	1	1	1.0	1	0
Cowboys	336	1,504	4.5	45	12
Opponents	437	2,056	4.7	60	17

RECEIVING	NO	YDS	AVG	LG	TD
Bryant	93	1,233	13.3	79	13
Witten	73	851	11.7	34	8
Murray	53	350	6.6	22	1
T. Williams	44	736	16.7	82	5
Beasley	39	368	9.4	23	2
Austin	24	244	10.2	20	0
Hanna	12	73	6.1	21	0
Escobar	9	134	14.9	25	2
Harris	9	80	8.9	24	2
Randle	8	61	7.6	13	0
Dunbar	7	59	8.4	17	0
Tanner	3	33	11.0	17	0
Cluts	1	4	4.0	4	0
Cowboys	375	4,226	11.3	82	33
Opponents	403	4,835	12.0	87	33

INTERCEPTIONS	NO	YDS	AVG	LG	TD
Lee	4	174	43.5	74	1
Carr	3	49	16.3	49	1
Scandrick	2	0	0.0	0	0
Moore	1	21	21.0	21	0
Allen	1	13	13.0	13	0
Ware	1	0	0.0	0	0
Church	1	0	0.0	0	0
Claiborne	1	0	0.0	0	0
Heath	1	0	0.0	0	0
Cowboys	15	257	17.1	74	2
Opponents	12	140	11.7	91	0

PUNTING	NO	YDS	AVG	TB	IN20	LG	BL	NET
C. Jones	77	3,467	45.0	6	30	62	0	39.1
Cowboys	77	3,467	45.0	6	30	62	0	39.1
Opp.	61	2,880	47.2	6	20	68	0	38.9

PUNT RETURNS	NO	YDS	AVG	FC	LG	TD
Harris	20	256	12.8	10	86	1
Beasley	10	68	6.8	3	14	0
Spurlock	1	62	62.0	0	62	0
Cowboys	31	386	12.5	13	86	1
Opponents	37	339	9.2	27	26	0

KICKOFF RETURNS	NO	YDS	AVG	LG	TD
Harris	28	857	30.6	90	0
T. Williams	6	142	23.7	32	0
Spurlock	3	51	17.0	19	0
Bosworth	2	29	14.5	16	0
Dunbar	1	28	28.0	28	0
Cluts	1	12	12.0	12	0
Beasley	1	11	11.0	11	0
A. Smith	1	10	10.0	10	0
Randle	1	7	7.0	7	0
Escobar	1	0	0.0	0	0
Cowboys	45	1,147	25.5	90	0
Opponents	38	791	20.8	45	0

SCORE BY QUARTERS	1	2	3	4	OT	T
Cowboys	91	125	98	125	0	439
Opponents	67	119	108	138	0	432

FIELD GOALS	11-19	20-29	30-39	40-49	50+
Bailey	2-2	2-2	8-9	10-10	6-7
Cowboys	2-2	2-2	8-9	10-10	6-7
Opponents	0-0	11-11	6-7	6-7	2-4

Bailey: (30,38,45), (51,30,53), (19,35M), (56M), (43,48)(30), (38), (53,54,44), (41,44), (37), (35), (19), (1), (47,23,43,50,50), (25), (44,43,36)

Opp: (20), (57B,40), (1), (36,42,23), (48,50,28), (20,32,33,49M), (60M,31), (20), (23), (37M), (21,23), (45), (27,34,23), (57), (36,22,47), (47)

SCORING	TD	TD	TD	TD	ZPI	FG	PAT	S	TP
Bailey	0	0	0	0	0	28/30	47/47	0	131
Bryant	0	13	0	0	0	0/0	0/0	0	78
Murray	9	1	0	0	0	0/0	0/0	0	60
Witten	0	8	0	0	0	0/0	0/0	0	48
T. Williams	0	5	0	1	0	0/0	0/0	1	32
Harris	0	2	1a	0	0	0/0	0/0	0	18
Beasley	0	2	0	0	0	0/0	0/0	0	12
Escobar	0	2	0	0	0	0/0	0/0	0	12
Randle	2	0	0	0	0	0/0	0/0	0	12
Carr	0	0	1b	0	0	0/0	0/0	0	6
Church	0	0	1c	0	0	0/0	0/0	0	6
Hayden	0	0	1d	0	0	0/0	0/0	0	6
Heath	0	0	1e	0	0	0/0	0/0	0	6
Lee	0	0	1f	0	0	0/0	0/0	0	6
Tanner	1	0	0	0	0	0/0	0/0	0	6
Cowboys	12	33	6	1	28/30	47/47	1	439	
Opponents	17	33	1*	2	25/29	47/48	2	432	

P-2 Pt. Conversions: Team 1-4, Opponents 2-3

a 86 punt return, vs. Washington (10/13)
 b 49 interception return, vs. N.Y. Giants (9/8)
 c 27 fumble return, vs. N.Y. Giants (9/8)
 d 0 fumble recovery, vs. Minnesota (11/3)
 e 50 fumble return, at N.Y. Giants (11/24)
 f 52 interception return, at San Diego (9/26)

* G. Jenkins 23 fumble return, vs. Oak (11/28)

USUAL STARTERS			
WR	Dez Bryant	LDE	George Selvie
LT	Tyron Smith	DT	Nick Hayden
LG	Ronald Leary	DT	Jason Hatcher
C	Travis Frederick	RDE	DelMarcus Ware
RG	Brian Waters (5)	SLB	Justin Durant (5)
	Mackenzey Bernadeau		Kyle Wilber (4)
RT	Doug Free	MLB	Sean Lee (11)
TE	Jason Witten		DeVonte Holloman (2)
WR	Miles Austin (8)	WLB	Bruce Carter (13)
	Terrance Williams	LCB	Brandon Carr
QB	Tony Romo (15)	RCB	Orlando Scandrick (11)
	Kyle Orton	SS	Barry Church (3)
RB	DeMarco Murray (14)	FS	Jeff Heath (9)
	Joseph Randle (2)		J.J. Wilcox (5)
TE	James Hanna (8)		

Pro Bowlers in Bold

K	Dan Bailey
P	Chris Jones

	ATT	COMP	YDS	PCT	AVG	PCT		LG	SKS/YDS	RATING		
						TD	INT					
Romo	535	342	3,828	63.9	7.2	31	5.8	10	1.9	82	35/272	96.7
Orton	51	33	398	64.7	7.8	2	3.9	2	3.9	39	0/0	85.3
Cowboys	586	375	4,226	64.0	7.2	33	5.6	12	2.0	82	35/272	95.7
Opponents	623	403	4,835	64.7	7.8	33	5.3	15	2.4	87	34/246	95.9

2014 ★ DALLAS COWBOYS STATISTICS ★ 2014

FIRST PLACE, NFC EAST HEAD COACH: JASON GARRETT

PRESEASON (0-0)				
Date	W/L	Score	Opponent	Att.
8/7	L	7-27	@ San Diego	57,228
8/16	L	30-37	BALTIMORE	77,624#
8/23	L	20-25	@ Miami	55,623
8/28	L	3-27	DENVER	77,922#

REGULAR SEASON (12-4)				
Date	W/L	Score	Opponent	Att.
9/7	L	17-28	SAN FRANCISCO	91,174#
9/14	W	26-10	@ Tennessee	69,143
9/21	W	34-31	@ St. Louis	58,739
9/28	W	38-17	NEW ORLEANS	91,176#
10/5	W	20-17	HOUSTON (OT)	91,159#
10/12	W	30-23	@ Seattle	68,432
10/19	W	31-21	N.Y. GIANTS	91,028*
10/27	L	17-20	WASHINGTON (OT)	87,055#
11/2	L	17-28	ARIZONA	85,688#
11/9	W	31-17	@ Jac. (London)	83,603
11/16			- Bye -	
11/23	W	31-28	@ N.Y. Giants	80,520
11/27	L	10-33	PHILADELPHIA	91,379#
12/4	W	41-28	@ Chicago	61,558
12/14	W	38-27	@ Philadelphia	69,596
12/21	W	42-7	INDIANAPOLIS	91,899#
12/28	W	44-17	@ Washington	80,897

2014 NFC WILD CARD GAME

1/4/15 W 24-20 DETROIT 91,410#

2014 NFC DIVISIONAL PLAYOFF GAME

1/11/15 L 21-26 @ Green Bay 79,704

AT&T Stadium configuration

*-All Open #-All Closed

^-Only Doors Open %-Only Roof Open

TEAM STATISTICS	DALLAS	OPP
FIRST DOWNS.....	342	315
Rushing.....	105	86
Passing.....	205	195
Penalty.....	31	34
Third Down-Made/Att.....	95/201	89/204
Third Down Efficiency.....	47.3	43.6
Fourth Down-Made/Att.....	3/6	10/20
TOTAL NET YARDS.....	6,138	5,681
Avg. Per Game.....	383.6	355.1
Total Plays.....	1,014	978
Avg. Per Play.....	6.1	5.8
NET YARDS RUSHING.....	2,354	1,650
Avg. Per Game.....	147.1	103.1
Total Rushes.....	508	392
Avg. Per Rush.....	4.6	4.2
NET YARDS PASSING.....	3,784	4,031
Avg. Per Game.....	236.5	251.9
Sacked/Yards Lost.....	30/224	28/156
Gross Yards.....	4,008	4,187
ATTEMPTS/COMPLETIONS.....	476/328	558/371
Pct. of Completions.....	68.9	66.5
Had Intercepted.....	11	18
PUNTS/AVERAGE.....	58/44.6	67/44.9
Net Punting Average.....	39.8	38.7
PUNT RETURN/AVG.....	30/9.2	25/9.6
KICKOFF RETURN/AVG.....	33/23.9	43/21.4
INT./AVG.....	18/12.7	11/12.9
PENALTIES/YARDS.....	105/839	104/861
FUMBLES/BALL LOST.....	21/14	20/13
TOUCHDOWNS.....	56	43
Rushing.....	16	18
Passing.....	37	22
Returns.....	3	3
EXTRA POINTS/ATTEMPTS.....	56/56	40/41
TWO POINT CONV./ATT.....	0/0	2/2
FIELD GOALS/ATTS.....	25/29	16/18
AVG. TIME OF POSSESSION.....	32:22	27:38

RUSHING	ATT	YDS	AVG	LG	TD
Murray	392	1,845	4.7	51	13
Randle	51	343	6.7	65†	3
Dunbar	29	99	3.4	14	0
Romo	26	61	2.3	21	0
Harris	4	7	1.8	9	0
Weeden	6	-1	-0.2	1	0
Cowboys	508	2,354	4.6	65†	16
Opponents	392	1,650	4.2	62	18

RECEIVING	NO	YDS	AVG	LG	TD
Bryant	88	1,320	15.0	68†	16
Witten	64	703	11.0	34	5
Murray	57	416	7.3	34	0
T. Williams	37	621	16.8	51	8
Beasley	37	420	11.4	45†	4
Dunbar	18	217	12.1	40	0
Escobar	9	105	11.7	26†	4
Harris	7	116	16.6	56	0
Hanna	4	48	12.0	27	0
Randle	4	23	5.8	14	0
Street	2	18	9.0	9	0
Clutts	1	1	1.0	1	0
Cowboys	328	4,008	12.2	68†	37
Opponents	371	4,187	11.3	72	22

INTERCEPTIONS	NO	YDS	AVG	LG	TD
Carter	5	72	14.4	35	1
Wilcox	3	46	15.3	46	0
Church	2	49	24.5	45	0
Scandrick	2	2	1.0	2	0
R. McClain	2	0	0.0	0	0
Palmon	1	58	58.0	58†	1
Hitchens	1	8	8.0	8	0
Durant	1	1	1.0	1	0
Clairborne	1	-8	-8.0	-8	0
Cowboys	18	228	12.7	58†	2
Opponents	11	142	12.9	48	1

PUNTING	NO	YDS	AVG	TB	IN20	LG	BL	NET
C. Jones	57	2,586	45.4	2	21	64	1	39.8
Cowboys	58	2,586	44.6	2	21	64	1	39.8
Opp.	67	3,007	44.9	7	24	68	0	38.7

PUNT RETURNS	NO	YDS	AVG	FC	LG	TD
Harris	30	275	9.2	13	38	0
Cowboys	30	275	9.2	13	38	0
Opponents	25	240	9.6	15	37	0

KICKOFF RETURNS	NO	YDS	AVG	LG	TD
Harris	30	742	24.7	42	0
Dunbar	2	46	23.0	28	0
Wilber	1	2	2.0	2	0
Cowboys	33	790	23.9	42	0
Opponents	43	921	21.4	46	0

PASSING	ATT	COMP	YDS	PCT	AVG	TD	INT	PCT	LG	SKS/YDS	RATING
Romo	435	304	3,705	69.9	8.5	34	7.8	9	21	68†	29/215
Weeden	41	24	303	58.5	7.4	3	7.3	2	4.9	40†	1/9
Dal. Total	476	328	4,008	68.9	8.4	37	7.8	11	2.3	68†	30/224
Opponents	558	371	4,187	66.5	7.5	22	3.9	18	3.2	72†	28/156

SCORE BY QUARTERS	1	2	3	4	OT	T
Cowboys	95	140	110	119	3	467
Opponents	76	92	58	123	3	352

FIELD GOALS	11-19	20-29	30-39	40-49	50+
Bailey	0	0	6-6	6-7	8-9
Cowboys	0-0	6-6	6-7	8-9	5-7
Opponents	0-0	5-5	4-5	6-7	0-0

Bailey: (29),(48,44,51,48),(29,40),(51), (33,53M,49),(42,56,31),(49),(21), (52,35B),(54,48B),(38),(28), (35,27),(49),(52M),(36,32,23)

Opp: (37M),(47),(28),(41M,30),(29), (33,33,48),(44,40),(0),(0),(0), (31,22,26,25),(0),(47,43),(0),(25)

SCORING	TDR	TD	TP	2PT	FG	PAT	S	TP
Bailey	0	0	0	0	25/29	56/56	0	131
Bryant	0	16	0	0	0/0	0/0	0	96
Murray	13	0	0	0	0/0	0/0	0	78
T. Williams	0	8	0	0	0/0	0/0	0	48
Witten	0	5	0	0	0/0	0/0	0	30
Beasley	0	4	0	0	0/0	0/0	0	24
Escobar	0	4	0	0	0/0	0/0	0	24
Randle	3	0	0	0	0/0	0/0	0	18
Carter	0	0	1a	0	0/0	0/0	0	6
Patmon	0	0	1b	0	0/0	0/0	0	6
Spencer	0	0	1c	0	0/0	0/0	0	6
Cowboys	16	37	3	0	25/29	56/56	0	467
Opponents	18	22	3*	2	16/18	40/41	1	352

2-Pt. Conversions: Team 0-0, Opponents 2-2

- a 25 interception return at STL (9/21)
- b 58 interception return vs. Ari (11/2)
- c 5 fumble return at Was (12/28)

- * C. Culliver 35 fumble return vs. San Francisco (9/7)
- J. Jenkins 25 int. return at STL (9/21)
- M. Morgan 25 fumble return at Seattle (10/12)
- ^ K. Wilber holding in end zone at Jacksonville (11/9)

USUAL STARTERS

WR	Dez Bryant	LDE	George Selvie (13)
LT	Tyron Smith	DT	Nick Hayden
LG	Ron Leary (15)	DE	Tyrone Crawford (15)
C	Travis Frederick	RDE	Jeremy Hitchens (7)
RG	Zack Martin	SLB	Bruce Carter (7)
RT	Doug Free (11)	MLB	Rolando McClain (12)
TE	Jeremy Parnell (5)	WLB	Justin Durant (6)
TE	Jason Witten		Anthony Hitchens (7)
WR	Terrance Williams	LCB	Orlando Carr
QB	Tony Romo (15)	RCB	Orlando Scandrick (14)
RB	Brandon Weeden	CB	Sterling Moore (7)
QB	DeMarco Murray	SS	Barry Church
TE	James Hanna (12)	FS	J.J. Wilcox

K Dan Bailey
P Chris Jones
LS **L.P. Ladouceur** *Pro Bowlers in Bold*

2015 ★ DALLAS COWBOYS STATISTICS ★ 2015

STAFF PLAYERS 2019 SEASON RECORDS PLAYOFF RECORDS 2015 STATISTICS SIDELINES

FOURTH PLACE, NFC EAST HEAD COACH: JASON GARRETT

PRESEASON (1-3)				
Date	W/L	Score	Opponent	Att.
8/13	L	7-17	@ San Diego	58,507
8/23	L	6-23	@ San Francisco	70,178
8/29	L	15-28	MINNESOTA	86,082
9/3	W	21-14	HOUSTON	85,067
REGULAR SEASON (4-12)				
9/13	W	27-26	N.Y. GIANTS	93,579*
9/20	W	20-10	@ Philadelphia	69,296
9/27	L	28-39	ATLANTA	90,345*
10/4	L	20-26	@ New Orleans (OT)	73,009
10/11	L	6-30	NEW ENGLAND	96,054*
10/18	-Bye-			
10/25	L	20-27	@ N.Y. Giants	80,319
11/1	L	12-13	SEATTLE	91,486*
11/8	L	27-33	PHILADELPHIA (OT)	91,827*
11/15	L	6-10	@ Tampa Bay	64,133
11/22	W	24-14	@ Miami	65,115
11/26	L	14-33	CAROLINA	90,909*
12/7	W	19-16	@ Washington	80,444**
12/13	L	7-28	@ Green Bay	78,369
12/19	L	16-19	N.Y. JETS	90,345**
12/27	L	6-16	@ Buffalo	70,172
1/3/16	L	23-34	WASHINGTON	90,127**

AT&T Stadium configuration
* - All Open # - All Closed
^ - Only Doors Open % - Only Roof Open

TEAM STATISTICS			DALLAS	OPP
FIRST DOWNS	307	317	
Rushing	94	113	
Passing	175	172	
Penalty	38	32	
Third Down-Made/Att.	66/191	81/208	
Third Down Efficiency	34.6	38.9	
Fourth Down-Made/Att.	8/16	5/10	
TOTAL NET YARDS	5,361	5,570	
Avg. Per Game	335.1	348.1	
Total Plays	969	998	
Avg. Per Play	5.5	5.6	
NET YARDS RUSHING	1,890	1,934	
Avg. Per Game	118.1	120.9	
Total Rushes	408	461	
Avg. Per Rush	4.6	4.2	
NET YARDS PASSING	3,471	3,636	
Avg. Per Game	216.9	227.1	
Sacked/Yards Lost	33/206	31/229	
Gross Yards	3,677	3,865	
Attempts/Completions	528/334	506/330	
Pct. of Completions	63.3	65.2	
Had Intercepted	22	8	
PUNTS/AVERAGE	69/45.2	74/45.0	
Net Punting Average	42.5	41.2	
PUNT RET./AVG.	33/5.5	24/6.8	
KICKOFF RET./AVG.	28/25.1	23/23.9	
INT./AVG. RET.	8/7.8	22/19.5	
PENALTIES/YARDS	112/879	113/893	
FUMBLES/BALL LOST	18/11	11/3	
TOUCHDOWNS	26	41	
Rushing	8	16	
Passing	16	19	
Returns	2	6	
EXTRA POINTS/ATTEMPTS	25/25	36/38	
TWO POINT CONV./ATTS.	1/1	1/1	
FIELD GOALS/ATTEMPTS	30/32	30/36	
AVG. TIME OF POSS.	30:59	29:01	

RUSHING	ATT	YDS	AVG	LG	TD
McFadden	239	1,089	4.6	50	3
Randle	76	315	4.1	37	4
Turbin	32	139	4.3	22	1
Whitehead	10	107	10.7	33	0
Cassel	15	78	5.2	24	0
Dunbar	5	67	13.4	45	0
C. Michael	15	51	3.4	13	0
Weeden	9	30	3.3	11	0
Romo	4	13	3.3	12	0
Health	1	2	2.0	2	0
Moore	2	-1	-0.5	0	0
Cowboys	408	1,890	4.6	50	8
Opponents	461	1,934	4.2	50†	16

RECEIVING	REC	YDS	AVG	LG	TD
Witten	77	713	9.3	35	3
T. Williams	52	840	16.2	42†	3
Beasley	52	536	10.3	30	5
McFadden	40	328	8.2	21	0
Bryant	31	401	12.9	51	3
Dunbar	21	215	10.2	39	0
Butler	12	258	21.5	67	0
Randle	10	86	8.6	25	0
Hanna	9	79	8.8	17	0
Escobar	8	64	8.0	22	1
Street	7	114	16.3	25†	1
Whitehead	6	16	2.7	8	0
Turbin	5	15	3.0	15	0
R. Smith	1	6	6.0	6	0
Clutts	1	4	4.0	4	0
C. Michael	1	2	2.0	2	0
Swaim	1	0	0.0	0	0
Cowboys	334	3,677	11.0	67	16
Opponents	330	3,865	11.7	80†	19

INTERCEPTIONS	NO	YDS	AVG	LG	TD
Health	2	19	9.5	19	0
Wilcox	1	24	24.0	24	1
R. McClain	1	12	12.0	12†	1
Hardy	1	9	9.0	9	0
Lee	1	0	0.0	0	0
Olatoye	1	0	0.0	0	0
Mitchell	1	-2	-2.0	-2	0
Cowboys	8	62	7.8	24	1
Opponents	22	428	19.5	67†	4

PUNTING	NO	YDS	AVG	TB	INT	LG	BL	NET
C. Jones	69	3,117	45.2	1	27	61	0	42.5
Cowboys	69	3,117	45.2	1	27	61	0	42.5
Opp.	74	3,329	45.0	5	30	63	1	41.2

PUNT RETURNS	NO	YDS	AVG	FC	LG	TD
Whitehead	19	110	5.8	4	28	0
Beasley	12	69	5.8	17	22	0
Dunbar	1	4	4.0	0	4	0
White	1	0	0.0	0	0	0
Cowboys	33	183	5.5	21	28	0
Opponents	24	162	6.8	22	25	0

KICKOFF RETURNS	NO	YDS	AVG	LG	TD
Whitehead	16	452	28.3	79	0
Dunbar	6	146	24.3	32	0
Patmon	2	26	13.0	20	0
R. Smith	1	26	26.0	26	0
McFadden	1	23	23.0	23	0
Street	1	22	22.0	22	0
T. Williams	1	9	9.0	9	0
Cowboys	28	704	25.1	79	0
Opponents	23	549	23.9	100†	1

SCORE BY QUARTERS	1	2	3	4	OT	T
Cowboys	51	84	46	94	0	275
Opponents	66	100	64	132	12	374

FIELD GOALS	11-19	20-29	30-39	40-49	50+
Bailey	10-0	9-9	10-10	6-7	5-6
Cowboys	0-0	9-9	10-10	6-7	5-6
Opponents	1-1	5-5	9-10	9-14	6-6

Bailey: (21,32),(20,28),(0),(30,38),(51,23),(30,48), (33,35,52,27),(41,44),(42,53,48M),(30), (21,48),(38,34,20,54),(0),(27,38,50), (46,50M,22),(0)
Opp: (50,40,30,19),(46),(32),(51,29,30M),(49,57,34), (47,34),(26,47,8,24),(31,53),(52,46M),(0), (49,43,25,50,43B),(45,36,46,43M),(0), (36,45M,40),(32),(27,33)

SCORING	TD	DR	DP	2Pt	FG	PAT	S	TP
Bailey	0	0	0	0	30/32	25/25	0	115
Beasley	0	5	0	0	0/0	0/0	0	30
Randle	4	0	0	0	0/0	0/0	0	24
McFadden	3	0	0	1	0/0	0/0	0	20
Bryant	0	3	0	0	0/0	0/0	0	18
T. Williams	0	3	0	0	0/0	0/0	0	18
Witten	0	3	0	0	0/0	0/0	0	18
Escobar	0	1	0	0	0/0	0/0	0	6
R. McClain	0	0	1b	0	0/0	0/0	0	6
Street	0	1	0	0	0/0	0/0	0	6
Turbin	1	0	0	0	0/0	0/0	0	6
Wilber	0	0	1a	0	0/0	0/0	0	6
Wilcox	0	0	0	0	0/0	1c	2	6
Cowboys	8	16	2	1	30/32	25/25	1	275
Opponents	16	19	6*	1	30/36	36/38	0	374

2-pt Conversions: Dallas 1-1, Opponents 1-1
a 26 punt block return at Phi (9/20)
b 12 interception return at Mia (11/22)
c tackle A. Morris in end zone vs. Was (1/3/16)
* Rodgers-Cromartie 57 furl return vs. NYG (9/13)
Rodgers-Cromartie 58 int return at NYG (10/25)
Harris 101 kickoff return at NYG (10/25)
J. Hicks 67 int return vs. Phi (11/18)
K. Coleman 36 int return vs. Car (11/26)
L. Keuchly 32 int. return vs. Car (11/26)

USUAL STARTERS			
WR	Dez Bryant (9)	LE	DeMarcus Lawrence (13)
LT	Tyron Smith	DT	Tyrone Crawford
LG	LaEl Collins (11)	DT	Nick Hayden (15)
	Ronald Leary (4)	RE	Greg Hardy (12)
C	Travis Frederick	MLB	Sean Lee (14)
RG	Zack Martin	MLB	Rolando McClain (11)
RT	Doug Free	Anthony Hitchens (5)	
TE	Jason Witten	SLB	Kyle Wilber (6)
WR	Terance Williams (13)	RCB	Morris Claiborne (11)
QB	Tro Brody (4)	LCB	Brandon Carr
	Matt Cassel (7)	SS	Barry Church (15)
	Kellen Moore (2)	FS	Byron Jones (7)
	Brandon Weeden (3)	J.J. Wilcox (9)	
RB	Darren McFadden (10)		
	Joseph Randle (6)	K	Dan Bailey
TE	James Hanna (7)	P	Chris Jones
	Gavin Escobar (2)		
	Tyler Clutts (5)		

Pro Bowlers in Bold

PASSING	ATT	COMP	YDS	PCT	ATT	TD	INT	PCT	INT	LG	SKS/YDS	RATING
Cassel	204	119	1,276	58.3	6.3	5	2.5	7	3.4	51	14/86	70.6
Romo	121	83	884	68.6	7.3	5	4.1	7	5.8	39	6/35	79.3
Moore	104	61	779	58.7	7.5	4	3.8	6	5.8	36	5/23	71.0
Weeden	98	71	738	72.4	7.5	2	2.0	2	2.0	67	8/62	92.1
McFadden	1	0	0	0.0	0.0	0	0.0	0	0.0	0	0/0	39.6
Cowboys	528	334	3,677	63.3	7.0	16	3.0	22	4.2	67	33/206	76.5
Opponents	506	330	3,865	65.2	7.6	19	3.8	8	1.6	80†	31/229	94.2

2016 ★ DALLAS COWBOYS STATISTICS ★ 2016

FIRST PLACE, NFC EAST HEAD COACH: JASON GARRETT

PRESEASON (1-3)

Date	W/L	Score	Opponent	Att.
8/13	L	24-28	@ LA Rams	89,140
8/19	W	41-14	MIAMI	82,862#
8/25	L	17-27	@ Seattle	68,505
9/1	L	17-28	HOUSTON	81,016#

REGULAR SEASON (13-3)

Date	W/L	Score	Opponent	Att.
9/11	L	19-20	N.Y. GIANTS	92,867#
9/18	W	27-23	@ Washington	80,612
9/25	W	31-17	CHICAGO	90,554#
10/2	W	24-17	@ San Francisco	70,178
10/9	W	28-14	CINCINNATI	91,653*
10/16	W	30-16	@ Green Bay	78,481
10/23			- Bye -	
10/30	W	29-23	PHILADELPHIA (OT)	93,103*
11/6	W	35-10	@ Cleveland	67,431
11/13	W	35-30	@ Pittsburgh	67,737
11/20	W	27-17	BALTIMORE	93,056#
11/24	W	31-26	WASHINGTON	93,099#
12/1	W	17-15	@ Minnesota	66,860
12/11	W	7-10	@ N.Y. Giants	80,874
12/18	W	26-20	TAMPA BAY	93,101#
12/26	W	42-21	DETROIT	92,885#
1/1/17	L	13-27	@ Philadelphia	69,596

2016 NFC DIVISIONAL PLAYOFF GAME

1/15/17	L	31-34	GREEN BAY	93,396#
---------	---	-------	-----------	---------

AT&T Stadium configuration
 * - All Open # - All Closed
 ^ - Only Doors Open % - Only Roof Open

TEAM STATISTICS

	DALLAS	OPP
FIRST DOWNS	358	330
Rushing	142	79
Passing	191	226
Penalty	25	25
Third Down-Made/Att.	80/189	77/197
Third Down Efficiency	42.3	39.1
Fourth Down-Made/Att.	8/9	9/14
TOTAL NET YARDS	6,027	5,503
Avg. Per Game	376.7	343.9
Total Plays	1,010	1,009
Avg. Per Play	6.0	5.5
NET YARDS RUSHING	2,396	1,336
Avg. Per Game	149.8	83.5
Total Rushes	499	340
Avg. Per Rush	4.8	3.9
NET YARDS PASSING	3,631	4,167
Avg. Per Game	226.9	260.4
Sacked/Yards Lost	28/168	36/209
Gross Yards	3,799	4,376
Attempts/Completions	483/325	633/425
Pct. of Completions	67.3	67.1
Had Intercepted	6	9
PUNTS/AVERAGE	59/45.1	70/43.6
Net Punting Average	40.5	39.3
PUNT RET./AVG.	28/7.1	22/8.7
KICKOFF RET./AVG.	24/20.5	33/22.6
INT./AVG. RET.	9/8.3	6/5.5
PENALTIES/YARDS	105/879	90/784
FUMBLES/BALL LOST	22/9	28/11
TOUCHDOWNS	49	34
Rushing	24	9
Passing	25	25
Returns	0	0
EXTRA POINTS/ATTEMPTS	46/46	27/28
TWO POINT CONV./ATTS	0/2	0/6
FIELD GOALS/ATTEMPTS	27/32	25/32
AVG. TIME OF POSS.	31:41	28:19

RUSHING

	ATT	YDS	AVG	LG	TD
Elliott	322	1,631	5.1	60†	15
Prescott	57	282	4.9	18	6
Morris	69	243	3.5	17	2
McFadden	24	87	3.6	24	0
Whitehead	10	82	8.2	26	0
Dunbar	9	31	3.4	10	1
C. Jones	1	30	30.0	30	0
Beasley	1	7	7.0	7	0
K. Smith	2	5	2.5	3	0
Sanchez	4	-2	-0.5	1	0
Cowboys	499	2,396	4.8	60†	24
Opponents	340	1,336	3.9	36	9

RECEIVING

	REC	YDS	AVG	LG	TD
Beasley	75	833	11.1	47	5
Witten	69	673	9.8	35	3
Bryant	50	796	15.9	56	8
T. Williams	44	594	13.5	47	4
Elliott	32	363	11.3	83†	1
Butler	16	219	13.7	41	3
Dunbar	16	122	7.6	16	0
Swaim	6	69	11.5	28	0
Escobar	4	30	7.5	14	1
Whitehead	3	48	16.0	35	0
K. Smith	3	20	6.7	14	0
McFadden	3	17	5.7	11	0
Morris	3	11	3.7	6	0
R. Smith	1	4	4.0	4	0
Cowboys	325	3,799	11.7	83†	25
Opponents	425	4,376	10.3	67†	25

INTERCEPTIONS

	NO	YDS	AVG	LG	TD
Church	2	14	7.0	14	0
Claiborne	1	27	27.0	27	0
Heath	1	19	19.0	19	0
Wilcox	1	8	8.0	8	0
Jones	1	7	7.0	7	0
Brown	1	0	0.0	0	0
Carr	1	0	0.0	0	0
Scandrick	1	0	0.0	0	0
Cowboys	9	75	8.3	27	0
Opponents	6	33	5.5	29	0

PUNTING NO YDS AVG TB IN20 LG BL NET

Jones	58	2,661	45.9	4	25	66	1	40.5
Cowboys	59	2,661	45.1	4	25	66	1	40.5
Opp.	70	3,049	43.6	5	26	65	0	39.3

PUNT RETURNS NO YDS AVG FC LG TD

Whitehead	25	195	7.8	6	39	0
Beasley	3	3	1.0	9	3	0
Cowboys	28	198	7.1	15	39	0
Opponents	22	192	8.7	17	26	0

KICKOFF RETURNS NO YDS AVG LG TD

Whitehead	17	394	23.2	33	0
Dunbar	2	32	16.0	16	0
McFadden	1	30	30.0	30	0
R. Smith	1	19	19.0	19	0
Morris	1	12	12.0	12	0
Escobar	1	5	5.0	5	0
Davis	1	0	0.0	0	0
Cowboys	24	492	20.5	33	0
Opponents	33	746	22.6	53	0

PASSING ATT COMP YDS PCT AVG ATT TD PCT INT INT LG SKS/YDS RATING

Prescott	459	311	3,667	67.8	8.0	23	5.0	4	0.9	83†	25/143	104.9
Sanchez	18	10	93	55.6	5.2	0	0.0	2	11.1	33	3/25	30.3
Romo	4	3	29	75.0	7.3	1	25.0	0	0.0	15	0/0	134.4
Bryant	1	1	10	100.0	10.0	1100	0	0	0	10†	0/0	147.7
Beasley	1	0	0	0.0	0.0	0	0.0	0	0.0	0	0/0	39.6
Cowboys	483	325	3,799	67.3	7.9	25	5.2	6	1.2	83†	28/168	103.0
Opponents	633	425	4,376	67.1	6.9	25	3.9	9	1.4	67†	36/209	94.1

SCORE BY

QUARTERS	1	2	3	4	OT	T
Cowboys	89	142	82	102	6	421
Opponents	51	89	67	99	0	306

FIELD GOALS 11-19 20-29 30-39 40-49 50-60

Bailey	0-0	9-9	8-8	7-9	3-6
Cowboys	0-0	9-9	8-8	7-9	3-6
Opponents	0-0	7-7	14-14	3-7	1-4

Bailey: (23,56,25,54),(22,31),(49,47M),
 (47M,22),(),(44,22,32),(38,23,49),(),
 (37,53,46),(30,21),(46),(39),(55M);
 (56M,27,52M,40,38,33),(49,23)
 Opp: (),(),(36,29,22),(34),(36),(50M),(37,43,34),
 (30,55,34),(31,41M),(39,55M,25),(46),
 (43M,24,55M,20),(48,36,33),(39),
 (25,34),(47M),(22,49M,33)

SCORING TDR TDP INT 2Pt PAT S TP

Bailey	0	0	0	27/32	46/46	0	127
Elliott	15	1	0	0/0	0/0	0	96
Bryant	0	8	0	0/0	0/0	0	48
Prescott	6	0	0	0/0	0/0	0	36
Beasley	0	5	0	0/0	0/0	0	30
Williams	0	4	0	0/0	0/0	0	24
Butler	0	3	0	0/0	0/0	0	18
Witten	0	3	0	0/0	0/0	0	18
Morris	2	0	0	0/0	0/0	0	12
Dunbar	1	0	0	0/0	0/0	0	6
Escobar	0	1	0	0/0	0/0	0	6
Cowboys	24	25	0	0/27/32	46/46	0	421
Opponents	9	25	0	0/25/32	27/28	0	306

2-pt Conversions: Dallas 0-2, Opponents 0-6

USUAL STARTERS

WR	Dez Bryant (13)	DE	Tyrone Crawford (12)
LT	Tyron Smith (13)	DT	Maliek Collins (14)
LG	Ronald Leary (13)	DT	Terrell McClain (15)
C	Travis Frederick	DE	Jack Crawford (7)
RG	Zack Martin		Benson Mayowa (6)
RT	Doug Free		DelMarcus Lawrence (3)
TE	Jason Witten	WLB	Sean Lee (15)
WR	Terrance Williams	MLB	Anthony Hitchens
QB	Dak Prescott	SLB	Damien Wilson (6)
RB	Ezekiel Elliott (15)	CB	Morris Claiborne
TE	Jason Witten		Orlando Scandrick
			Anthony Brown
K	Dan Bailey	CB	Brandon Carr
P	Chris Jones	SS	Barry Church (12)
		FS	Byron Jones

Pro Bowlers in Bold

2018 ★ DALLAS COWBOYS STATISTICS ★ 2018

FIRST PLACE, NFC EAST
HEAD COACH: JASON GARRETT

PRESEASON (0-0)				
Date	W/L	Score	Opponent	Att.
8/9	L	21-24	at San Francisco	67,600
8/18	L	13-21	CINCINNATI	88,883#
8/26	L	3-27	ARIZONA	85,546#
8/30	L	6-14	at Houston	71,438

REGULAR SEASON (10-6)				
Date	W/L	Score	Opponent	Att.
9/9	L	8-16	at Carolina	74,532
9/16	W	20-13	N.Y. GIANTS	90,512#
9/23	L	13-24	at Seattle	69,047
9/30	W	26-24	DETROIT	90,155#
10/7	L	16-19	at Houston (OT)	72,008
10/14	W	40-7	JACKSONVILLE	90,767#
10/21	L	17-20	at Washington	66,301
10/28			- Bye -	
11/5	L	14-28	TENNESSEE	90,466#
11/11	W	27-20	at Philadelphia	69,696
11/18	W	22-19	at Atlanta	74,447
11/22	W	31-22	WASHINGTON	92,076#
11/29	W	13-10	NEW ORLEANS	93,004#
12/9	W	29-23	PHILADELPHIA	93,127#
12/16	L	0-23	at Indianapolis	66,654
12/23	W	27-20	TAMPA BAY	92,851#
12/30	W	36-35	at N.Y. Giants	77,750

2018 NFC WILD CARD GAME

1/5/19	W	24-22	SEATTLE	94,327#
--------	---	-------	---------	---------

2018 NFC DIVISIONAL PLAYOFF GAME

1/12/19	L	22-30	at LA Rams	77,187
---------	---	-------	------------	--------

AT&T Stadium configuration

* - All Open # - All Closed

^ - Only Doors Open % - Only Roof Open

TEAM STATISTICS	DALLAS	OPP
FIRST DOWNS.....	322	309
Rushing.....	113	89
Passing.....	184	193
Penalty.....	25	27
Third Down-Made/Att.....	89/215	85/201
Third Down Efficiency.....	41.1%	42.3%
Fourth Down-Made/Att.....	12/21	6/14
TOTAL NET YARDS.....	5,501	5,268
Avg. Per Game.....	343.8	329.3
Total Plays.....	1,022	981
Avg. Per Play.....	5.4	5.4
NET YARDS RUSHING.....	1,963	1,513
Avg. Per Game.....	122.7	94.6
Total Rushes.....	439	400
Avg. Per Rush.....	4.5	3.8
NET YARDS PASSING.....	3,538	3,755
Avg. Per Game.....	221.1	234.7
Sacked/Yards Lost.....	56/347	39/229
Gross Yards.....	3,885	3,984
Attempts/Completions.....	527/356	542/367
Pct. of Completions.....	67.6	67.7
Had Intercepted.....	8	9
PUSHES/AVERAGE.....	60/44.5	64/44.6
Net Punting Average.....	39.6	40.9
PUNT RET./AVG.....	21/5.7	30/8.5
KICKOFF RET./AVG.....	13/21.8	25/26.5
INT. RET./AVG.....	9/15.7	8/9.6
PENALTIES/YARDS.....	104/885	89/681
FUMBLE/BALL LOST.....	23/9	21/11
TOUCHDOWNS.....	36	35
Rushing.....	13	12
Passing.....	22	22
Returns.....	1	1
EXTRA POINTS/ATTEMPTS.....	32/33	31/33
TWO POINT CON./ATT.....	2/2	2/2
FIELD GOALS/ATTEMPTS.....	29/36	27/30
AVG. TIME OF POSS.....	31:00	29:00

RUSHING	ATT	YDS	AVG	LG	TD
Elliott	304	1,434	4.7	41	6
Prescott	75	305	4.0	28	6
R. Smith	44	127	2.9	14	1
Austin	6	55	9.2	18	0
D. Jackson	6	16	2.7	4	0
J. Lewis	2	12	6.0	7	0
A. Cooper	1	11	11.0	11	0
Health	1	3	3.0	3	0
Cowboys	439	1,963	4.5	41	13
Opponents	400	1,513	3.8	68	12

RECEIVING	REC	YDS	AVG	LG	TD
Elliott	77	567	7.4	38	3
Beasley	65	672	10.3	32	3
Cooper	55	725	13.7	90	6
Gallup	33	507	15.4	49	2
Jarwin	27	307	11.4	39	3
Swaim	26	242	9.3	43	1
Hurns	20	295	14.8	49	2
Thompson	14	124	8.9	15	0
Schultz	12	116	9.7	17	0
R. Smith	9	60	6.7	14	0
Austin	8	140	17.5	64	2
N. Brown	5	54	10.8	22	0
Gathers	3	45	15.0	32	0
T. Williams	2	18	9.0	12	0
Olawale	2	13	6.5	10	0
Cowboys	356	3,885	10.9	90	22
Opponents	367	3,984	10.9	53	22

INTERCEPTIONS	NO	YDS	AVG	LG	TD
Health	3	20	6.7	14	0
Vander Esch	2	56	28.0	28	0
X. Woods	2	15	7.5	15	0
J. Heath	1	49	49.0	49	0
Lawrence	1	13	13.0	13	0
Lewis	1	7	7.0	7	0
A. Brown	1	1	1.0	1	0
Awuzie	1	0	0.0	0	0
Cowboys	9	141	15.7	49	0
Opponents	8	77	9.6	29	0

PUNTING	NO	YDS	AVG	TD	IN20	LG	BL	NET
C. Jones	60	2,670	44.5	2	17	63	0	39.6
Cowboys	60	2,670	44.5	2	17	63	0	39.6
Opps	64	2,856	44.6	6	32	61	0	40.9

PUNT RETURNS	NO	YDS	AVG	FC	LG	TD
Beasley	11	61	5.5	18	14	0
Austin	10	58	5.8	7	22	0
Cowboys	21	119	5.7	25	30	0
Opponents	30	254	8.5	16	30	0

KICKOFF RETURNS	NO	YDS	AVG	LG	TD
Thompson	6	147	24.5	35	0
D. Jackson	4	90	22.5	27	0
J. Lewis	2	38	19.0	19	0
Beasley	1	8	8.0	8	0
Cowboys	13	283	21.8	35	0
Opponents	25	662	26.5	44	0

PASSING	ATT	COMP	YDS	PCT	AVG	TD	PCT	PCT	LG	SKS/YDS	RATING	
Prescott	526	356	3,885	67.7	7.4	22	4.2	8	15	90	56/347	96.9
Beasley	1	0	0.0	0.0	0.0	0	0.0	0	0	0	0/0	39.6
Cowboys	527	356	3,885	67.6	7.4	22	4.2	8	15	90	56/347	96.7
Opponents	542	367	3,984	67.7	7.4	22	4.1	9	1.7	53	39/229	95.8

SCORE BY QUARTERS	1	2	3	4	OT	T
Cowboys	76	77	63	117	6	339
Opponents	24	90	79	120	3	324

FIELD GOALS	11-19	20-29	30-39	40-49	50+
Maher	0-0	10-10	6-8	7-11	6-7
Cowboys	0-0	10-10	6-8	7-11	6-7
Opponents	1-1	10-11	7-7	7-8	2-3

Maher: (47M), (37.29), (50.35), (32.43, 22.38), (27.43, 48), (50.46, 32.55), (47.52M), (38M), (25.31, 42M), (21.50, 42), (28), (26.46), (28.45M, 62.21), (48B), (59.20), (34M)

Opp: (27), (28.38), (47), (33), (48M, 20.19, 31.36), (21.25), (28M), (56.26), (41.45, 53.21), (31), (33), (26), (43.44, 23), (37.45, 52M), (48.38)

SCORING	TDR	TD	TOP	2PT	FG	PAT	S	TP
Maher	0	0	0	0	32/33	29/36	0	119
Elliott	6	3	0	0	0/0	0/0	0	54
Prescott	6	0	0	1	0/0	0/0	0	38
Cooper	0	6	0	0	0/0	0/0	0	36
Beasley	0	3	0	0	0/0	0/0	0	18
Jarwin	0	3	0	0	0/0	0/0	0	18
Gallup	0	2	0	1	0/0	0/0	0	14
Austin	0	2	0	0	0/0	0/0	0	12
Hurns	0	2	0	0	0/0	0/0	0	12
J. Smith	0	0	1a	0	0/0	0/0	0	6
R. Smith	1	0	0	0	0/0	0/0	0	6
Swaim	0	1	0	0	0/0	0/0	0	6
Cowboys	13	22	1	2	32/33	29/36	0	339
Opponents	12	22	1*	0	31/33	27/30	0	324

a- 69-yd fumble return vs. TB 12/23

* - P. Smith 1-yd fumble return at WAS 10/21

2-pt Conversions: Dallas 2/2, Opponents 1/2

USUAL STARTERS

WR	Amari Cooper (9)	DE	DeMarcus Lawrence
LT	Tyron Smith (13)	DT	Maliek Collins (9)
LG	Connor Williams (8)	DT	Antwan Woods (9)
CB	Xavier Su'a-Filo (8)	DE	Tyrone Crawford (15)
C	Joe Looney	WLB	L. Vander Esch (11)
RG	Zack Martin (14)		Sean Lee (5)
RT	La'el Collins	MLB	Jaylon Smith
TE	Geoff Swaim (9)	CB	Chidobe Awuzie (14)
	Dalton Schultz (5)	CB	Byron Jones
WR	Micahel Gallup (6)	CB	Anthony Brown (11)
QB	Dak Prescott	SS	Jeff Heath
RB	Ezekiel Elliott (15)	FS	Xavier Woods (14)
WR	Allen Hurns (5)		

Pro Bowlers in Bold

K	Brett Maher
P	Chris Jones

Dallas Cowboys All-Time Results

All-Time Regular Season Record: 520-388-6

Playoff Record: 35-28

Preseason Record: 133-143-2

The Opponents

Arizona Cardinals

(Dallas Leads Series, 56-32-1)

Regular Season: 56-31-1 Postseason: 0-1

Date	Site	Winner-Score	Att.
10/23/60	St. Louis	St. Louis, 10-12	23,128
11/5/61	Dallas	St. Louis, 17-31	20,500
12/10/61	St. Louis	St. Louis, 13-31	15,384
10/28/62	Dallas	St. Louis, 24-28	16,027
12/9/62	St. Louis	St. Louis, 20-52	14,201
9/14/63	Dallas	St. Louis, 7-34	36,432
12/15/63	St. Louis	Dallas, 28-24	12,695
9/12/64	Dallas	St. Louis, 6-16	36,605
10/25/64	St. Louis	Dallas, 31-13	28,253
10/4/65	St. Louis	St. Louis, 13-20	32,034
12/11/65	Dallas	Dallas, 27-13	38,499
10/16/66	St. Louis	Tie, 10-10	50,673
12/4/66	Dallas	Dallas, 31-17	76,965
11/23/67	Dallas	Dallas, 46-21	68,787
10/6/68	St. Louis	Dallas, 27-10	48,296
9/21/69	Dallas	Dallas, 24-3	62,134
10/4/70	St. Louis	St. Louis, 7-20	50,780
11/16/70	Dallas	St. Louis, 0-38	69,323
11/7/71	St. Louis	Dallas, 16-13	50,486
12/18/71	Dallas	Dallas, 31-12	66,672
11/12/72	Dallas	Dallas, 33-24	65,218
12/3/72	St. Louis	Dallas, 27-6	49,787
9/30/73	Dallas	Dallas, 45-10	64,729
12/16/73	St. Louis	Dallas, 30-3	43,946
10/13/74	St. Louis	St. Louis, 28-31	49,885
11/3/74	Dallas	Dallas, 17-14	64,146
9/28/75	Dallas	Dallas, 37-31 (OT)	52,417
12/7/75	St. Louis	St. Louis, 17-31	49,701
10/17/76	St. Louis	St. Louis, 17-21	50,317
11/25/76	Dallas	Dallas, 19-14	62,498
10/9/77	St. Louis	Dallas, 30-24	50,129
11/14/77	Dallas	St. Louis, 17-24	64,038
9/24/78	Dallas	Dallas, 21-12	62,760
10/15/78	St. Louis	Dallas, 24-21 (OT)	48,991
9/2/79	St. Louis	Dallas, 22-21	50,855
10/21/79	Dallas	Dallas, 22-13	64,300
11/2/80	St. Louis	Dallas, 27-24	50,701
11/16/80	Dallas	Dallas, 31-21	52,567
9/13/81	Dallas	Dallas, 30-17	63,602
10/4/81	St. Louis	St. Louis, 17-20	49,777
9/19/82	St. Louis	Dallas, 24-7	50,705
9/11/83	St. Louis	Dallas, 34-17	48,532
11/24/83	Dallas	Dallas, 35-17	60,764
10/7/84	Dallas	St. Louis, 20-31	61,438
11/11/84	St. Louis	Dallas, 24-17	48,721
11/4/85	St. Louis	St. Louis, 10-21	49,347
11/28/85	Dallas	Dallas, 35-17	54,125
9/29/86	St. Louis	Dallas, 31-7	49,077
10/26/86	Dallas	Dallas, 37-6	60,756
9/13/87	St. Louis	St. Louis, 13-24	47,241
12/27/87	Dallas	Dallas, 21-16	36,788
9/12/88	Phoenix	Dallas, 17-14	67,139
10/30/88	Dallas	Phoenix, 10-16	42,196
10/29/89	Dallas	Phoenix, 10-19	44,431
11/12/89	Phoenix	Phoenix, 20-24	49,657
10/14/90	Phoenix	Phoenix, 3-20	45,235
12/16/90	Dallas	Dallas, 41-10	60,190
9/22/91	Phoenix	Dallas, 17-9	68,814
11/3/91	Dallas	Dallas, 27-7	61,190
9/20/92	Dallas	Dallas, 31-20	62,575
11/22/92	Phoenix	Dallas, 16-10	72,439
9/19/93	Phoenix	Dallas, 17-10	73,025

11/14/93	Dallas	Dallas, 20-15	64,224
10/9/94	Dallas	Dallas, 38-3	64,518
10/23/94	Arizona	Dallas, 28-21	71,023
9/24/95	Dallas	Dallas, 34-20	64,560
12/25/95	Arizona	Dallas, 37-13	72,394
10/13/96	Dallas	Dallas, 17-3	64,096
12/8/96	Arizona	Dallas, 10-6	70,763
9/7/97	Arizona	Arizona, 22-25 (OT)	71,578
11/9/97	Dallas	Arizona, 24-6	64,302
9/6/98	Dallas	Dallas, 38-10	63,602
11/15/98	Arizona	Dallas, 35-28	69,923
1/2/99*	Dallas	Arizona, 7-20	62,996
10/3/99	Dallas	Dallas, 35-7	64,169
11/21/99	Arizona	Arizona, 9-13	72,015
9/10/00	Arizona	Arizona, 31-32	66,009
10/22/00	Dallas	Dallas, 48-7	62,981
10/28/01	Dallas	Dallas, 17-3	63,114
12/23/01	Arizona	Arizona, 10-17	48,883
10/20/02	Arizona	Arizona, 6-9 (OT)	59,702
10/5/03	Dallas	Dallas, 24-7	63,601
10/30/05	Dallas	Dallas, 34-13	62,068
11/12/06	Arizona	Dallas, 27-10	63,926
10/12/08	Arizona	Arizona, 24-30 (OT)	64,389
12/25/10	Arizona	Arizona, 26-27	66,971
12/4/11	Arizona	Arizona, 13-19 (OT)	62,180
11/2/14	Dallas	Arizona, 17-28	85,688
9/25/17	Arizona	Dallas, 28-17	65,102
10/19/20	Dallas	7:15 p.m.	

*NFC Wild Card Game

Atlanta Falcons

(Dallas Leads Series, 17-11)

Regular Season: 15-11 Postseason: 2-0

Date	Site	Winner-Score	Att.
10/2/66	Atlanta	Dallas, 47-14	56,990
11/5/67	Dallas	Dallas, 37-7	54,751
10/12/69	Atlanta	Dallas, 24-17	54,833
10/11/70	Dallas	Dallas, 13-0	53,611
9/15/74	Atlanta	Dallas, 24-0	52,322
11/21/76	Atlanta	Atlanta, 10-17	54,972
12/30/78*	Dallas	Dallas, 27-20	60,388
1/4/81*	Atlanta	Dallas, 30-27	60,022
10/27/85	Dallas	Dallas, 24-10	57,941
9/21/86	Dallas	Atlanta, 35-37	62,880
12/6/87	Dallas	Atlanta, 10-21	40,103
9/25/88	Dallas	Dallas, 26-20	39,702
9/17/89	Atlanta	Atlanta, 21-27	55,285
12/30/90	Atlanta	Atlanta, 7-26	50,097
12/22/91	Dallas	Dallas, 31-27	60,962
12/21/92	Atlanta	Dallas, 41-17	67,036
11/21/93	Atlanta	Atlanta, 14-27	67,337
10/29/95	Atlanta	Dallas, 28-13	70,089
10/20/96	Dallas	Dallas, 32-28	64,091
9/20/99	Dallas	Dallas, 24-7	63,663
11/11/01	Atlanta	Atlanta, 13-20	69,101
9/7/03	Dallas	Atlanta, 13-27	64,104
12/16/06	Atlanta	Dallas, 38-28	71,102
10/25/09	Dallas	Dallas, 37-21	81,521
11/4/12	Atlanta	Atlanta, 13-19	70,840
9/27/15	Dallas	Atlanta, 28-39	90,345
11/12/17	Atlanta	Atlanta, 7-27	73,761
11/18/18	Atlanta	Dallas 22-19	74,447
9/20/20	Dallas	12:00 p.m.	

*NFC Divisional Playoffs

Baltimore Ravens

(Baltimore Leads Series, 4-1)
Regular Season: 1-4

Date	Site	Winner-Score	Att.
11/19/00	Baltimore	Baltimore, 0-27	69,416
11/21/04	Baltimore	Baltimore, 10-30	69,924
12/20/08	Dallas	Baltimore, 24-33	63,800
10/14/12	Baltimore	Baltimore, 29-31	71,384
11/20/16	Dallas	Dallas, 27-17	93,056
12/3/20	Baltimore	7:20 p.m.	

Buffalo Bills

(Dallas Leads Series, 8-5)
Regular Season: 6-5 Postseason: 2-0

Date	Site	Winner-Score	Att.
9/19/71	Buffalo	Dallas, 49-37	46,206
11/15/76	Dallas	Dallas, 17-10	51,779
11/9/81	Dallas	Dallas, 27-14	62,583
11/18/84	Buffalo	Buffalo, 3-14	74,391
1/31/93*	Pasadena	Dallas, 52-17	98,374
9/12/93	Dallas	Buffalo, 10-13	63,226
1/30/94**	Atlanta	Dallas, 30-13	72,817
9/22/96	Buffalo	Buffalo, 7-10	78,098
11/9/03	Dallas	Dallas, 10-6	63,770
10/8/07	Buffalo	Dallas, 25-24	71,575
11/13/11	Dallas	Dallas, 44-7	85,157
12/27/15	Buffalo	Buffalo, 6-16	70,172
11/24/19	Dallas	Buffalo, 15-26	90,445

*Super Bowl XXVII, Jan. 31, 1993

**Super Bowl XXVIII, Jan. 30, 1994

Carolina Panthers

(Dallas Leads Series, 9-5)
Regular Season: 9-3 Postseason: 0-2

Date	Site	Winner-Score	Att.
1/5/97*	Carolina	Carolina, 17-26	72,808
12/8/97	Dallas	Carolina, 13-23	63,251
10/11/98	Dallas	Dallas, 27-20	64,181
10/1/00	Carolina	Dallas, 16-13 (OT)	73,310
10/13/02	Dallas	Dallas, 14-13	61,733
11/23/03	Dallas	Dallas, 24-20	63,871
1/3/04**	Carolina	Carolina, 10-29	73,014
12/24/05	Carolina	Dallas, 24-20	73,436
10/29/06	Carolina	Dallas, 35-14	73,682
12/22/07	Carolina	Dallas, 20-13	73,860
9/28/09	Dallas	Dallas, 21-7	90,588
10/21/12	Carolina	Dallas, 19-14	73,981
11/26/15	Dallas	Carolina, 14-33	90,909
9/9/18	Carolina	Carolina, 8-16	74,532

*NFC Divisional Playoffs

**NFC Wild Card Playoffs

Chicago Bears

(Dallas Leads Series, 15-12)
Regular Season: 13-12 Postseason: 2-0

Date	Site	Winner-Score	Att.
11/27/60	Chicago	Chicago, 7-17	39,951
11/18/62	Dallas	Chicago, 33-34	12,692
11/1/64	Chicago	Dallas, 24-10	47,527
11/24/68	Chicago	Dallas, 34-3	46,667
10/31/71	Chicago	Chicago, 19-23	55,049
9/16/73	Chicago	Dallas, 20-17	55,701
10/24/76	Dallas	Dallas, 31-21	61,346
12/26/77*	Dallas	Dallas, 37-7	62,920
9/16/79	Dallas	Dallas, 24-20	64,056
11/26/81	Dallas	Dallas, 10-9	63,499
9/30/84	Chicago	Dallas, 23-14	63,623
11/17/85	Dallas	Chicago, 0-44	63,855

12/21/86	Dallas	Chicago, 10-24	57,256
10/16/88	Chicago	Chicago, 7-17	64,759
12/29/91**	Chicago	Dallas, 17-13	62,594
12/27/92	Dallas	Dallas, 27-14	63,101
9/2/96	Chicago	Chicago, 6-22	63,076
9/28/97	Dallas	Dallas, 27-3	64,082
10/18/98	Chicago	Chicago, 12-13	59,201
11/25/04	Dallas	Dallas, 21-7	64,026
9/23/07	Chicago	Dallas, 34-10	62,099
9/19/10	Dallas	Chicago, 20-27	85,168
10/1/12	Dallas	Chicago, 18-34	90,080
12/9/13	Chicago	Chicago, 28-45	62,229
12/4/14	Chicago	Dallas, 41-28	61,558
9/25/16	Dallas	Dallas, 31-17	90,554
12/5/19	Chicago	Chicago, 24-31	61,276

*NFC Divisional Playoffs

**NFC First-Round Playoffs

Cincinnati Bengals

(Dallas Leads Series, 8-4)
Regular Season: 8-4

Date	Site	Winner-Score	Att.
11/4/73	Dallas	Dallas, 38-10	58,802
9/30/79	Dallas	Dallas, 38-13	63,179
12/8/85	Cincinnati	Cincinnati, 24-50	56,936
11/20/88	Dallas	Cincinnati, 24-38	37,865
10/13/91	Dallas	Dallas, 35-23	63,275
10/30/94	Cincinnati	Dallas, 23-20	57,096
12/14/97	Cincinnati	Cincinnati, 24-31	60,043
11/12/00	Dallas	Dallas, 23-6	62,170
11/7/04	Cincinnati	Cincinnati, 3-26	65,721
10/5/08	Dallas	Dallas, 31-22	62,655
12/9/12	Cincinnati	Dallas, 20-19	63,590
10/9/16	Dallas	Dallas, 28-14	91,653
12/13/20	Cincinnati	12:00 p.m.	

Cleveland Browns

(Cleveland Leads Series, 17-14)
Regular Season: 13-15 Postseason: 1-2

Date	Site	Winner-Score	Att.
10/16/60	Dallas	Cleveland, 7-48	28,500
10/1/61	Cleveland	Cleveland, 7-25	43,638
12/3/61	Dallas	Cleveland, 17-38	23,500
10/7/62	Cleveland	Cleveland, 10-19	40,040
12/2/62	Dallas	Dallas, 45-21	24,226
9/22/63	Dallas	Cleveland, 24-41	28,710
11/24/63	Cleveland	Cleveland, 17-27	55,096
10/4/64	Cleveland	Cleveland, 6-27	72,062
10/18/64	Dallas	Cleveland, 16-20	37,456
10/17/65	Cleveland	Cleveland, 17-23	80,451
11/21/65	Dallas	Cleveland, 17-24	76,251
10/23/66	Cleveland	Cleveland, 21-30	84,721
11/24/66	Dallas	Dallas, 26-14	80,259
9/17/67	Cleveland	Dallas, 21-14	81,039
12/24/67*	Dallas	Dallas, 52-14	70,786
9/22/68	Dallas	Dallas, 28-7	68,733
12/21/68*	Cleveland	Cleveland, 20-31	81,497
11/2/69	Cleveland	Cleveland, 10-42	84,850
12/28/69*	Dallas	Cleveland, 14-38	69,321
12/12/70	Cleveland	Dallas, 6-2	75,458
12/7/74	Dallas	Dallas, 41-17	48,754
9/24/79	Cleveland	Cleveland, 7-26	80,123
11/25/82	Dallas	Dallas, 31-14	46,267
9/22/85	Dallas	Dallas, 20-7	61,456
12/4/88	Cleveland	Cleveland, 21-24	77,683
9/1/91	Cleveland	Dallas, 26-14	78,860
12/10/94	Dallas	Cleveland, 14-19	64,826
9/19/04	Dallas	Dallas, 19-12	63,119
9/7/08	Cleveland	Dallas, 28-10	73,012
11/18/12	Dallas	Dallas, 23-20 (OT)	81,963
11/6/16	Cleveland	Dallas, 35-10	67,431
10/4/20	Dallas	12:00 p.m.	

*Eastern Conference Championship Game

Denver Broncos

(Denver Leads Series, 8-5)

Regular Season: 4-8 Postseason: 1-0

Date	Site	Winner-Score	Att.
12/27/73	Denver	Dallas, 22-10	51,706
12/18/77	Dallas	Dallas, 14-6	63,572
1/15/78*	New Orleans	Dallas, 27-10	76,400
9/14/80	Denver	Denver, 20-41	74,919
10/5/86	Denver	Denver, 14-29	76,082
12/6/92	Denver	Dallas, 31-27	74,946
9/10/95	Dallas	Dallas, 31-21	64,578
9/13/98	Denver	Denver, 23-42	75,013
11/22/01	Dallas	Denver, 24-26	64,104
11/24/05	Dallas	Denver, 21-24 (OT)	63,273
10/4/09	Denver	Denver, 10-17	76,440
10/6/13	Dallas	Denver, 48-51	92,758
9/17/17	Denver	Denver, 17-42	76,919

*Super Bowl XII, Jan. 15, 1978

Detroit Lions

(Dallas Leads Series, 17-12)

Regular Season: 15-11 Postseason: 2-1

Date	Site	Winner-Score	Att.
12/11/60	Detroit	Detroit, 14-23	43,272
10/13/63	Dallas	Dallas, 17-14	27,262
9/15/68	Dallas	Dallas, 59-13	61,382
12/26/70**	Dallas	Dallas, 5-0	73,167
10/30/72	Dallas	Dallas, 28-24	65,378
10/6/75	Detroit	Dallas, 36-10	79,784
10/30/77	Dallas	Dallas, 37-0	63,160
11/15/81	Detroit	Detroit, 24-27	79,694
9/15/85	Detroit	Detroit, 21-26	72,985
9/14/86	Detroit	Dallas, 31-7	73,812
11/8/87	Detroit	Detroit, 17-27	45,325
10/27/91	Detroit	Detroit, 10-34	74,906
1/5/92**	Detroit	Detroit, 6-38	78,290
11/8/92	Detroit	Dallas, 37-3	74,816
9/19/94	Dallas	Detroit, 17-20 (OT)	64,102
1/6/02	Detroit	Detroit, 10-15	77,512
11/3/02	Detroit	Detroit, 7-9	61,789
10/19/03	Detroit	Dallas, 38-7	61,160
10/31/04	Dallas	Dallas, 31-21	63,616
11/20/05	Dallas	Dallas, 20-7	62,670
12/31/06	Dallas	Detroit, 31-39	63,008
12/9/07	Detroit	Dallas, 28-27	62,759
11/21/10	Dallas	Dallas, 35-19	81,261
10/2/11	Dallas	Detroit, 30-34	78,122
10/27/13	Detroit	Detroit, 30-31	64,379
1/4/15*	Dallas	Dallas, 24-20	91,410
12/26/16	Dallas	Dallas, 42-21	92,885
9/30/18	Dallas	Dallas, 26-24	90,155
11/17/19	Detroit	Dallas, 35-27	61,801

* NFC Wild Card Playoffs

**NFC Divisional Playoffs

Green Bay Packers

(Green Bay Leads Series, 20-17)

Regular Season: 13-16 Postseason: 4-4

Date	Site	Winner-Score	Att.
11/13/60	Green Bay	Green Bay, 7-41	32,294
11/29/64	Dallas	Green Bay, 21-45	44,975
10/24/65	Milwaukee	Green Bay, 3-13	48,311
1/1/67*	Dallas	Green Bay, 27-34	75,504
12/31/67*	Green Bay	Green Bay, 17-21	50,861
10/28/68	Dallas	Green Bay, 17-28	74,604
11/26/70	Dallas	Dallas, 16-3	67,182

10/1/72	Milwaukee	Green Bay, 13-16	47,103
11/09/75	Dallas	Green Bay, 17-19	64,934
11/12/78	Milwaukee	Dallas, 42-14	55,256
9/28/80	Milwaukee	Dallas, 28-7	54,776
1/16/83**	Dallas	Dallas, 37-26	63,972
9/23/84	Dallas	Dallas, 20-6	64,222
10/8/89	Green Bay	Green Bay, 13-31	56,656
12/24/89	Dallas	Green Bay, 10-20	41,265
10/6/91	Milwaukee	Dallas, 20-17	53,695
10/3/93	Dallas	Dallas, 36-14	63,568
1/16/94\$	Dallas	Dallas, 27-17	64,790
11/24/94	Dallas	Dallas, 42-31	64,597
1/8/95\$	Dallas	Dallas, 35-9	64,745
10/8/95	Dallas	Dallas, 34-24	64,806
1/14/96#	Dallas	Dallas, 38-27	65,135
11/18/96	Dallas	Dallas, 21-6	65,032
11/23/97	Green Bay	Green Bay, 17-45	60,111
11/14/99	Dallas	Dallas, 27-13	64,634
10/24/04	Green Bay	Green Bay, 20-41	70,679
11/29/07	Dallas	Dallas, 37-27	64,167
9/21/08	Green Bay	Dallas, 27-16	71,113
11/15/09	Green Bay	Green Bay, 7-17	70,894
11/7/10	Green Bay	Green Bay, 7-45	70,913
12/15/13	Dallas	Green Bay, 36-37	91,054
1/11/15\$	Green Bay	Green Bay, 21-26	79,704
12/13/15	Green Bay	Green Bay, 7-28	78,369
10/16/16	Green Bay	Dallas, 30-16	78,481
1/15/17\$	Dallas	Green Bay, 31-34	93,396
10/8/17	Dallas	Green Bay, 31-35	93,329
10/6/19	Dallas	Green Bay, 24-34	93,024

\$NFC Divisional Playoffs

#NFC Championship Game

*NFL Championship Game

**Super Bowl Tournament

Houston Texans

(Dallas Leads Series, 3-2)

Regular Season: 3-2

Date	Site	Winner-Score	Att.
9/8/02	Houston	Houston, 10-19	69,604
10/15/06	Dallas	Dallas, 34-6	63,186
9/26/10	Houston	Dallas, 27-13	71,456
10/5/14	Dallas	Dallas 20-17 (OT)	91,159
10/7/18	Houston	Houston, 16-19 (OT)	72,008

Indianapolis Colts

(Dallas Leads Series, 10-7)

Regular Season: 10-6 Postseason: 0-1

Date	Site	Winner-Score	Att.
10/30/60	Dallas	Baltimore, 7-45	25,500
12/3/67	Baltimore	Baltimore, 17-23	60,238
12/13/69	Dallas	Dallas, 27-10	63,191
1/17/71*	Miami	Baltimore, 13-16	80,055
10/15/72	Baltimore	Dallas, 21-0	58,992
9/26/76	Dallas	Dallas, 30-27	64,237
9/4/78	Dallas	Dallas, 38-0	64,224
12/6/81	Baltimore	Dallas, 37-13	54,871
10/28/84	Dallas	Dallas, 22-3	58,724
10/10/93	Indianapolis	Dallas, 27-3	60,453
9/15/96	Dallas	Indianapolis, 24-25	63,021
10/31/99	Indianapolis	Indianapolis, 24-34	56,860
11/17/02	Indianapolis	Indianapolis, 3-20	57,057
11/19/06	Dallas	Dallas, 21-14	63,207
12/5/10	Indianapolis	Dallas, 38-35 (OT)	67,471
12/21/14	Dallas	Dallas, 42-7	91,899
12/16/18	Indianapolis	Indianapolis, 0-23	66,654

*Super Bowl V, Jan. 17, 1971

Jacksonville Jaguars

(Dallas Leads Series, 4-3)
Regular Season: 4-3

Date	Site	Winner-Score	Att.
10/19/97	Dallas	Dallas, 26-22	64,464
10/29/00	Dallas	Jacksonville, 17-23 (OT)	63,554
11/24/02	Dallas	Dallas, 21-19	62,204
9/10/06	Jacksonville	Jacksonville, 17-24	67,164
10/31/10	Dallas	Jacksonville, 17-35	81,395
11/9/14	Jack. (Lon.)	Dallas, 31-17	83,603
10/14/18	Dallas	Dallas, 40-7	90,767

Kansas City Chiefs

(Dallas Leads Series, 7-4)
Regular Season: 7-4

Date	Site	Winner-Score	Att.
10/25/70	Kansas City	Dallas, 27-16	51,158
11/10/75	Dallas	Kansas City, 31-34	63,539
11/20/83	Dallas	Dallas, 41-21	64,103
10/22/89	Kansas City	Kansas City, 28-36	76,841
10/18/92	Dallas	Dallas, 17-10	64,115
11/23/95	Dallas	Dallas, 24-12	64,901
12/13/98	Kansas City	Kansas City, 17-20	77,697
12/11/05	Dallas	Dallas, 31-28	63,432
10/11/09	Kansas City	Dallas, 26-20 (OT)	71,214
9/15/13	Kansas City	Kansas City, 16-17	76,952
11/5/17	Dallas	Dallas, 28-17	93,273

Las Vegas Raiders

(Series Tied, 6-6)
Regular Season: 6-6

Date	Site	Winner-Score	Att.
12/14/74	Oakland	Oakland, 23-27	45,850
12/7/80	Oakland	Dallas, 19-13	53,194
10/23/83	Dallas	Los Angeles, 38-40	64,991
11/9/86	Dallas	Los Angeles, 13-17	61,706
10/25/92	Los Angeles	Dallas, 28-13	91,505
11/19/95	Oakland	Dallas, 34-21	54,092
9/27/98	Dallas	Oakland, 12-13	63,544
10/7/01	Oakland	Oakland, 21-28	61,535
10/2/05	Oakland	Los Angeles, 13-19	62,400
11/26/09	Dallas	Dallas, 24-7	83,489
11/28/13	Dallas	Dallas, 31-24	87,572
12/17/17	Oakland	Dallas, 20-17	55,372

Los Angeles Chargers

(Dallas Leads Series, 6-5)
Regular Season: 6-5

Date	Site	Winner-Score	Att.
11/5/72	San Diego	Dallas, 34-28	54,476
10/26/80	Dallas	Dallas, 42-31	60,639
11/13/83	San Diego	San Diego, 23-24	46,192
11/16/86	San Diego	Dallas, 24-21	55,622
9/9/90	Dallas	Dallas, 17-14	48,063
10/15/95	San Diego	Dallas, 23-9	62,664
9/23/01	Dallas	San Diego, 21-32	63,430
9/11/05	San Diego	Dallas, 28-24	67,679
12/13/09	Dallas	San Diego, 17-20	90,552
9/29/13	San Diego	San Diego, 21-30	68,601
11/23/17	Dallas	San Diego, 6-28	93,012

Los Angeles Rams

(Dallas Leads Series 18-17)
Regular Season: 14-12 Postseason: 4-5

Date	Site	Winner-Score	Att.
11/6/60	Dallas	Los Angeles, 13-38	16,000
9/30/62	Los Angeles	Dallas, 27-17	26,907

10/1/67	Dallas	Los Angeles, 13-35	75,229
11/23/69	Los Angeles	Los Angeles, 23-24	79,105
11/25/71	Dallas	Dallas, 28-21	66,595
10/14/73	Los Angeles	Los Angeles, 31-37	81,428
12/23/73*	Dallas	Dallas, 27-16	64,291
9/21/75	Dallas	Dallas, 18-7	49,091
1/4/76**	Los Angeles	Dallas, 37-7	84,483
12/19/76*	Dallas	Los Angeles, 12-14	62,436
9/17/78	Los Angeles	Los Angeles, 14-27	65,749
1/7/79**	Los Angeles	Dallas, 28-0	67,470
10/14/79	Dallas	Dallas, 30-6	64,462
12/30/79*	Dallas	Los Angeles, 19-21	64,792
12/15/80	Los Angeles	Los Angeles, 14-38	62,548
12/28/80\$	Dallas	Dallas, 34-13	64,533
10/18/81	Dallas	Dallas, 29-17	64,649
12/26/83\$	Dallas	Los Angeles, 17-24	43,521
9/3/84	Los Angeles	Dallas, 20-13	65,403
1/4/86*	Los Angeles	Los Angeles, 0-20	66,351
12/7/86	Los Angeles	Los Angeles, 10-29	64,949
12/21/87	Los Angeles	Dallas, 29-21	60,700
12/3/89	Dallas	Los Angeles, 31-35	46,100
11/18/90	Los Angeles	Dallas, 24-21	58,589
11/15/92	Dallas	Los Angeles, 23-27	63,690
9/29/02	St. Louis	Dallas, 13-10	66,165
1/1/06	Dallas	St. Louis, 10-20	63,131
9/30/07	Dallas	Dallas, 35-7	62,861
10/19/08	St. Louis	St. Louis, 14-34	62,035
10/23/11	Dallas	Dallas, 34-7	81,501
9/22/13	Dallas	Dallas, 31-7	80,848
9/21/14	St. Louis	Dallas, 34-31	58,739
10/1/17	Dallas	Los Angeles, 30-35	91,869
1/12/19*	Los Angeles	Los Angeles, 22-30	77,187
12/15/19	Dallas	Dallas, 44-21	90,436

9/13/20 Los Angeles 7:20 p.m.

\$NFC Wild Card Game

*NFC Division Playoff Game

**NFC Championship Game

Miami Dolphins

(Dallas Leads Series, 8-7)
Regular Season: 7-7 Postseason: 1-0

Date	Site	Winner-Score	Att.
1/16/72*	New Orleans	Dallas, 24-3	81,035
11/22/73	Dallas	Miami, 7-14	64,100
11/5/78	Miami	Miami, 16-23	69,414
10/25/81	Dallas	Dallas, 28-27	64,221
12/17/84	Miami	Miami, 21-28	74,139
11/22/87	Dallas	Miami, 14-20	56,519
11/19/89	Dallas	Miami, 14-17	56,044
11/25/93	Dallas	Miami, 14-16	60,198
10/27/96	Miami	Dallas, 29-10	75,283
11/25/99	Dallas	Dallas, 20-0	64,328
11/27/03	Dallas	Miami, 21-40	64,101
9/16/07	Miami	Dallas, 37-20	71,615
11/24/11	Dallas	Dallas, 20-19	87,418
11/22/15	Miami	Dallas, 24-14	65,115
9/22/19	Dallas	Dallas, 31-6	90,127

*Super Bowl VI, Jan. 16, 1972

Minnesota Vikings

(Dallas Leads Series, 16-15)
Regular Season: 12-12 Postseason: 4-3

Date	Site	Winner-Score	Att.
9/24/61	Dallas	Dallas, 21-0	20,500
10/8/61	Minnesota	Dallas, 28-0	33,070
9/25/66	Dallas	Dallas, 28-17	64,116
10/20/68	Minnesota	Dallas, 20-7	47,644
10/18/70	Minnesota	Minnesota, 13-54	47,900
12/25/71*	Minnesota	Dallas, 20-12	49,100
12/30/73**	Dallas	Minnesota, 10-27	64,524
10/6/74	Dallas	Minnesota, 21-23	57,847
12/28/75*	Minnesota	Dallas, 17-14	48,341
9/18/77	Minnesota	Dallas, 16-10 (OT)	47,678

Minnesota Vikings, cont.

1/1/78**	Dallas	Dallas, 23-6	61,968
10/26/78	Dallas	Minnesota, 10-21	61,848
10/7/79	Minnesota	Dallas, 36-20	47,572
1/3/83	Minnesota	Minnesota, 27-31	60,007
10/2/83	Minnesota	Dallas, 37-24	60,774
11/26/87	Dallas	Minnesota, 38-44 (OT)	54,229
11/13/88	Dallas	Minnesota, 3-43	57,830
12/12/93	Minnesota	Dallas, 37-20	63,321
9/17/95	Minnesota	Dallas, 23-17 (OT)	60,088
12/28/96\$	Dallas	Dallas, 40-15	64,682
11/26/98	Dallas	Minnesota, 36-46	64,366
11/8/99	Minnesota	Minnesota, 17-27	64,111
1/9/00\$	Minnesota	Minnesota, 10-27	64,056
11/23/00	Dallas	Minnesota, 15-27	63,878
9/12/04	Minnesota	Minnesota, 17-35	64,105
10/21/07	Dallas	Dallas, 24-14	63,432
1/17/10*	Minnesota	Minnesota, 3-34	63,547
10/17/10	Minnesota	Minnesota, 21-24	64,120
11/3/13	Dallas	Dallas, 27-23	85,360
12/1/16	Minnesota	Dallas, 17-15	66,860
11/10/19	Dallas	Minnesota, 24-28	91,188
11/22/20	Minnesota	3:25 p.m.	

SNFC Wild Card Game

*NFC Divisional Playoff Game

**NFC Championship Game

New England Patriots

(Dallas Leads Series, 7-6)

Regular Season: 7-6

Date	Site	Winner-Score	Att.
10/24/71	Dallas	Dallas, 44-21	65,708
11/16/75	New England	Dallas, 34-31	60,905
12/3/78	Dallas	Dallas, 17-10	63,263
9/21/81	New England	Dallas, 35-21	60,311
11/22/84	Dallas	Dallas, 20-17	55,341
11/15/87	New England	Dallas, 23-17 (OT)	60,567
12/15/96	Dallas	Dallas, 12-6	64,578
12/5/99	New England	New England, 6-13	58,444
11/16/03	New England	New England, 0-12	68,436
10/14/07	Dallas	New England, 27-48	63,984
10/16/11	New England	New England, 16-20	68,756
10/11/15	Dallas	New England, 6-30	93,054
11/24/19	New England	New England, 9-13	65,878

New Orleans Saints

(Dallas Leads Series, 17-13)

Regular Season: 17-13

Date	Site	Winner-Score	Att.
10/15/67	Dallas	Dallas, 14-10	52,562
11/12/67	New Orleans	Dallas, 27-10	83,437
11/3/68	New Orleans	Dallas, 17-3	84,728
9/28/69	New Orleans	Dallas, 21-17	79,567
11/9/69	Dallas	Dallas, 33-17	68,282
10/17/71	New Orleans	New Orleans, 14-24	83,088
9/24/73	Dallas	Dallas, 40-3	53,972
9/19/76	New Orleans	Dallas, 24-6	61,413
11/19/78	Dallas	Dallas, 27-7	57,920
12/19/82	Dallas	Dallas, 21-7	64,506
9/25/83	Dallas	Dallas, 21-20	62,136
10/21/84	Dallas	Dallas, 30-27 (OT)	50,966
10/3/88	New Orleans	New Orleans, 17-20	68,474
9/10/89	New Orleans	New Orleans, 0-28	66,977
12/2/90	Dallas	Dallas, 17-13	60,087
12/8/91	Dallas	Dallas, 23-14	64,530
12/19/94	New Orleans	Dallas, 24-16	67,323
12/6/98	New Orleans	New Orleans, 3-22	65,065
12/24/99	New Orleans	New Orleans, 24-31	47,835
12/28/03	New Orleans	New Orleans, 7-13	68,451
12/12/04	Dallas	New Orleans, 13-27	64,056
12/10/06	Dallas	New Orleans, 17-42	63,722
12/19/09	New Orleans	Dallas, 24-17	70,213
11/25/10	Dallas	New Orleans, 27-30	93,985
12/23/12	Dallas	New Orleans, 31-34	92,570

11/10/13	New Orleans	New Orleans, 17-49	73,018
9/28/14	Dallas	Dallas, 38-17	91,176
10/4/15	New Orleans	New Orleans, 20-26 (OT)	73,009
11/29/18	Dallas	Dallas, 13-10	93,004
9/29/19	New Orleans	New Orleans, 10-12	73,086

New York Giants

(Dallas Leads Series, 68-46-2)

Regular Season: 68-45-2 Postseason: 0-1

Date	Site	Winner-Score	Att.
12/4/60	New York	Tie, 31-31	55,033
10/15/61	Dallas	New York, 10-31	41,500
10/29/61	New York	Dallas, 17-16	60,254
11/11/62	Dallas	New York, 10-41	45,668
12/16/62	New York	New York, 31-41	62,694
10/20/63	New York	New York, 21-37	62,889
12/1/63	Dallas	New York, 27-34	29,635
10/11/64	Dallas	Tie, 13-13	33,225
11/8/64	New York	Dallas, 31-21	63,031
9/19/65	Dallas	Dallas, 31-2	59,366
12/19/65	New York	Dallas, 38-20	62,871
9/18/66	Dallas	Dallas, 52-7	60,010
12/18/66	New York	Dallas, 17-7	62,735
9/24/67	Dallas	Dallas, 38-24	66,209
11/10/68	Dallas	New York, 21-27	72,163
12/15/68	New York	Dallas, 28-10	62,617
10/27/69	Dallas	Dallas, 25-3	58,964
9/27/70	Dallas	Dallas, 28-10	57,236
11/8/70	New York	New York, 20-23	62,938
10/11/71	Dallas	Dallas, 20-13	68,378
12/12/71	New York	Dallas, 42-14	62,815
9/24/72	New York	Dallas, 23-14	62,725
12/17/72	Dallas	New York, 3-23	64,602
10/21/73	Dallas	Dallas, 45-28	64,898
11/11/73	N. Haven	Dallas, 23-10	70,128
9/29/74	Dallas	New York, 6-14	46,353
10/27/74	N. Haven	Dallas, 21-7	61,191
10/12/75	New York	Dallas, 13-7	56,511
11/30/75	Dallas	Dallas, 14-3	53,329
10/10/76	New York	Dallas, 24-14	76,042
11/7/76	Dallas	Dallas, 9-3	58,870
9/25/77	Dallas	Dallas, 41-21	64,215
11/6/77	New York	Dallas, 24-10	74,532
9/10/78	New York	Dallas, 34-24	73,265
10/8/78	Dallas	Dallas, 24-3	64,869
11/4/79	New York	Dallas, 16-14	76,490
12/2/79	Dallas	Dallas, 28-7	63,787
10/5/80	Dallas	Dallas, 24-3	59,126
11/9/80	New York	New York, 35-38	68,343
9/27/81	Dallas	Dallas, 18-10	63,499
12/19/81	New York	New York, 10-13 (OT)	73,009
9/18/83	Dallas	Dallas, 28-13	62,347
10/30/83	New York	Dallas, 38-20	76,142
9/9/84	New York	New York, 7-28	75,921
11/4/84	Dallas	New York, 7-19	60,235
10/6/85	New York	Dallas, 30-29	74,981
12/15/85	Dallas	Dallas, 28-21	62,310
9/8/86	Dallas	Dallas, 31-28	59,804
11/2/86	New York	New York, 14-17	74,871
9/20/87	New York	Dallas, 16-14	73,426
11/2/87	Dallas	Dallas, 33-24	55,730
9/18/88	Dallas	New York, 10-12	55,325
11/6/88	New York	New York, 21-29	75,826
10/1/89	Dallas	New York, 13-30	51,785
12/16/89	New York	New York, 0-15	72,141
9/16/90	Dallas	New York, 7-28	61,090
9/30/90	New York	New York, 17-31	75,923
9/29/91	Dallas	Dallas, 21-16	64,010
11/17/91	New York	New York, 9-22	76,410
9/13/92	New York	Dallas, 34-28	76,430
11/26/92	Dallas	Dallas, 30-3	62,416
11/7/93	Dallas	Dallas, 31-9	64,735
1/2/94	New York	Dallas, 16-13 (OT)	77,356
11/7/94	Dallas	Dallas, 38-10	64,836
12/24/94	New York	New York, 10-15	66,943

9/4/95	New York	Dallas, 35-0	77,454
12/17/95	Dallas	Dallas, 21-20	64,400
9/8/96	Dallas	Dallas, 27-0	63,069
11/24/96	New York	New York, 6-20	77,081
10/5/97	New York	New York, 17-20	77,137
12/21/97	Dallas	New York, 7-20	63,746
9/21/98	New York	Dallas, 31-7	78,039
11/8/98	Dallas	Dallas, 16-6	64,316
10/18/99	New York	New York, 10-13	78,204
1/2/00	Dallas	Dallas, 26-18	63,767
10/15/00	New York	New York, 14-19	78,189
12/17/00	Dallas	New York, 13-17	61,311
11/4/01	New York	New York, 24-27 (OT)	78,673
12/9/01	Dallas	Dallas, 20-13	61,821
10/6/02	Dallas	New York, 17-21	63,447
12/15/02	New York	New York, 7-37	78,698
9/15/03	New York	Dallas, 35-32 (OT)	78,907
12/21/03	Dallas	Dallas, 19-3	64,118
10/10/04	Dallas	New York, 10-26	64,018
1/2/05	New York	New York, 24-28	78,500
10/16/05	Dallas	Dallas, 16-13 (OT)	62,278
12/4/05	New York	New York, 10-17	78,645
10/23/06	Dallas	New York, 22-36	63,512
12/3/06	New York	Dallas, 23-20	78,666
9/9/07	Dallas	Dallas, 45-35	63,031
11/11/07	New York	Dallas, 31-20	78,964
1/13/08*	Dallas	New York, 17-21	63,660
11/2/08	New York	New York, 14-35	78,826
12/14/08	Dallas	Dallas, 20-8	63,776
9/20/09	Dallas	New York, 31-33	105,121
12/16/09	New York	New York, 24-31	79,244
10/25/10	Dallas	New York, 35-41	91,375
11/14/10	New York	Dallas, 33-20	80,851
12/11/11	Dallas	New York, 34-37	92,952
1/1/12	New York	New York, 14-31	81,077
9/5/12	New York	Dallas, 27-14	82,287
10/28/12	Dallas	New York, 24-29	94,067
9/8/13	Dallas	Dallas, 31-6	85,348
11/24/13	New York	Dallas, 24-21	80,499
10/19/14	Dallas	Dallas, 31-21	91,028
11/23/14	New York	Dallas, 31-28	80,520
9/13/15	Dallas	Dallas, 27-26	93,579
10/25/15	New York	New York, 20-27	80,319
9/11/16	Dallas	New York, 19-20	92,867
12/11/16	New York	New York, 7-10	80,874
9/10/17	Dallas	Dallas, 19-3	93,183
12/10/17	New York	Dallas, 30-10	78,125
9/16/18	Dallas	Dallas, 20-13	90,512
12/30/18	New York	Dallas, 36-35	77,750
9/8/19	Dallas	Dallas, 35-17	90,353
11/4/19	New York	Dallas 37-18	76,107
10/11/20	Dallas	3:25 p.m.	
1/3/21	New York	12:00 p.m.	

*NFC Divisional Playoffs

New York Jets (Dallas Leads Series, 7-5) Regular Season: 7-5

Date	Site	Winner-Score	Att.
12/4/71	Dallas	Dallas, 52-10	66,689
12/21/75	New York	Dallas, 31-21	37,279
12/17/78	New York	Dallas, 30-7	52,532
10/4/87	New York	Dallas, 38-24	12,370
11/4/90	New York	New York, 9-24	68,086
12/18/93	New York	Dallas, 28-7	73,233
12/19/99	Dallas	New York, 21-22	64,271
9/28/03	New York	Dallas, 17-6	77,863
11/22/07	Dallas	Dallas, 34-3	63,315
9/11/11	New York	New York, 24-27	78,702
12/19/15	Dallas	New York, 16-19	90,345
10/13/19	New York	New York, 22-24	78,523

Philadelphia Eagles (Dallas Leads Series, 69-53)

Regular Season: 66-52 Postseason: 3-1

Date	Site	Winner-Score	Att.
9/30/60	Dallas	Philadelphia, 25-27	18,500
10/22/61	Dallas	Philadelphia, 7-43	25,000
11/26/61	Philadelphia	Philadelphia, 13-35	60,127
10/14/62	Dallas	Dallas, 41-19	18,645
11/25/62	Philadelphia	Philadelphia, 14-28	58,070
10/6/63	Philadelphia	Philadelphia, 21-24	60,671
11/17/63	Dallas	Dallas, 27-20	23,694
11/15/64	Dallas	Philadelphia, 14-17	55,972
12/6/64	Philadelphia	Philadelphia, 14-24	60,671
10/10/65	Dallas	Philadelphia, 24-35	56,249
12/5/65	Philadelphia	Dallas, 21-19	54,714
10/9/66	Dallas	Dallas, 56-7	69,372
11/6/66	Philadelphia	Philadelphia, 23-24	60,658
10/29/67	Philadelphia	Philadelphia, 14-21	60,740
12/10/67	Dallas	Dallas, 38-17	55,834
9/29/68	Philadelphia	Dallas, 45-13	60,858
10/13/68	Dallas	Dallas, 34-14	72,083
10/5/69	Philadelphia	Dallas, 38-7	60,658
10/19/69	Dallas	Dallas, 49-14	71,509
9/20/70	Philadelphia	Dallas, 17-7	59,728
11/1/70	Dallas	Dallas, 21-17	55,736
9/26/71	Philadelphia	Dallas, 42-7	65,358
11/14/71	Dallas	Dallas, 20-7	60,178
9/17/72	Dallas	Dallas, 28-6	55,850
11/19/72	Philadelphia	Dallas, 28-7	65,720
10/28/73	Philadelphia	Philadelphia, 16-30	65,954
11/18/73	Dallas	Dallas, 31-10	61,985
9/23/74	Philadelphia	Philadelphia, 10-13	64,088
10/20/74	Dallas	Dallas, 31-24	43,586
10/26/75	Philadelphia	Dallas, 20-17	64,889
11/23/75	Dallas	Dallas, 27-17	57,893
9/12/76	Dallas	Dallas, 27-7	54,052
12/5/76	Philadelphia	Dallas, 26-7	55,072
10/23/77	Philadelphia	Dallas, 16-10	65,507
12/4/77	Dallas	Dallas, 24-14	60,289
10/22/78	Dallas	Dallas, 14-7	60,525
12/10/78	Philadelphia	Dallas, 31-13	64,667
11/12/79	Dallas	Philadelphia, 21-31	62,417
12/8/79	Philadelphia	Dallas, 24-17	71,434
10/19/80	Philadelphia	Philadelphia, 10-17	70,696
12/21/80	Dallas	Dallas, 35-27	62,548
1/11/81**	Philadelphia	Philadelphia, 7-20	70,696
11/1/81	Philadelphia	Dallas, 17-14	72,111
12/13/81	Dallas	Dallas, 21-10	64,955
12/26/82	Dallas	Philadelphia, 20-24	46,199
10/16/83	Dallas	Dallas, 37-7	63,070
11/6/83	Philadelphia	Dallas, 27-20	71,236
9/16/84	Dallas	Dallas, 23-17	64,522
12/2/84	Philadelphia	Dallas, 26-10	66,321
10/20/85	Philadelphia	Philadelphia, 14-16	70,114
11/24/85	Dallas	Dallas, 34-17	54,047
10/19/86	Philadelphia	Dallas, 17-14	68,572
12/14/86	Dallas	Philadelphia, 21-23	46,117
10/11/87	Dallas	Dallas, 41-22	40,622
10/25/87	Philadelphia	Philadelphia, 20-37	61,630
10/23/88	Philadelphia	Philadelphia, 23-24	66,309
12/18/88	Dallas	Philadelphia, 7-23	46,131
11/23/89	Dallas	Philadelphia, 0-27	54,444
12/10/89	Philadelphia	Philadelphia, 10-20	59,842
10/28/90	Dallas	Philadelphia, 20-21	62,605
12/23/90	Philadelphia	Philadelphia, 3-17	63,895
9/15/91	Dallas	Philadelphia, 0-24	62,656
12/15/91	Philadelphia	Dallas, 25-13	65,854
10/5/92	Philadelphia	Philadelphia, 7-31	66,572
11/1/92	Dallas	Dallas, 20-10	65,012
1/10/93*	Dallas	Dallas, 34-10	63,721
10/31/93	Philadelphia	Dallas, 23-10	61,912
12/6/93	Dallas	Dallas, 23-17	64,521
10/16/94	Dallas	Dallas, 24-13	64,703
12/4/94	Philadelphia	Dallas, 31-19	65,947
11/6/95	Dallas	Dallas, 34-12	64,876
12/10/95	Philadelphia	Philadelphia, 17-20	66,198

STAFF

PLAYERS

2019 SEASON

RECORDS

PLAYOFF RECORDS

OPPONENTS

SIDELINES

Philadelphia Eagles, cont.

1/7/96*	Dallas	Dallas, 30-11	64,371
9/30/96	Philadelphia	Dallas, 23-19	67,201
11/3/96	Dallas	Philadelphia, 21-31	64,952
9/15/97	Dallas	Dallas, 21-20	63,942
10/26/97	Philadelphia	Philadelphia, 12-13	67,106
11/2/98	Philadelphia	Dallas, 34-0	67,002
12/20/98	Dallas	Dallas, 13-9	62,722
10/10/99	Philadelphia	Philadelphia, 10-13	66,669
12/12/99	Dallas	Dallas, 20-10	64,086
9/3/00	Dallas	Philadelphia, 14-41	62,872
11/5/00	Philadelphia	Philadelphia, 13-16 (OT)	65,636
9/30/01	Philadelphia	Philadelphia, 18-40	66,621
11/18/01	Dallas	Philadelphia, 3-36	63,204
9/22/02	Philadelphia	Philadelphia, 13-44	65,537
12/21/02	Dallas	Philadelphia, 3-27	63,209
10/12/03	Dallas	Dallas, 23-21	63,648
12/7/03	Philadelphia	Philadelphia, 10-36	69,773
11/15/04	Dallas	Philadelphia, 21-49	64,190
12/19/04	Philadelphia	Philadelphia, 7-12	67,723
10/9/05	Dallas	Dallas, 33-10	63,199
11/14/05	Philadelphia	Dallas, 21-20	67,739
10/8/06	Philadelphia	Philadelphia, 24-38	69,268
12/25/06	Dallas	Philadelphia, 7-23	62,839
11/4/07	Philadelphia	Dallas, 38-17	67,688
12/16/07	Dallas	Philadelphia, 6-10	63,777
9/15/08	Dallas	Dallas, 41-37	63,472
12/28/08	Philadelphia	Philadelphia, 6-44	69,144
11/8/09	Philadelphia	Dallas, 20-16	69,144
1/3/10	Dallas	Dallas, 24-0	100,621
1/9/10S	Dallas	Dallas, 34-14	92,951
12/12/10	Dallas	Philadelphia, 27-30	85,673
1/2/11	Philadelphia	Dallas, 14-13	69,144
10/30/11	Philadelphia	Philadelphia, 7-34	69,144
12/24/11	Dallas	Philadelphia, 7-20	84,432
11/11/12	Philadelphia	Dallas, 38-23	69,144
12/2/12	Dallas	Dallas, 38-33	81,851
10/20/13	Philadelphia	Dallas, 17-3	69,144
12/29/13	Dallas	Philadelphia, 22-24	91,166
11/27/14	Dallas	Philadelphia, 10-33	91,379
12/14/14	Philadelphia	Dallas, 38-27	69,596
9/20/15	Philadelphia	Dallas, 20-10	69,296
11/8/15	Dallas	Philadelphia, 27-33 (OT)	91,827
10/30/16	Dallas	Dallas, 29-23 (OT)	93,103
1/1/17	Philadelphia	Philadelphia, 13-27	69,596
11/19/17	Dallas	Philadelphia, 9-37	93,247
12/31/17	Philadelphia	Dallas, 6-0	69,596
11/11/18	Philadelphia	Dallas, 27-20	69,696
12/9/19	Dallas	Dallas, 29-23 (OT)	93,127
10/20/19	Dallas	Dallas, 37-10	91,213
12/22/19	Philadelphia	Philadelphia, 9-17	69,796
11/1/20	Philadelphia	7:20 p.m.	
12/27/20	Dallas	3:25 p.m.	

*NFC Wild Card Game

**NFC Divisional Playoffs

***NFC Championship Game

Pittsburgh Steelers

(Dallas Leads Series, 17-15)

Regular Season: 16-13 Postseason: 1-2

Date	Site	Winner-Score	Att.
9/24/60	Dallas	Pittsburgh, 28-35	30,000
9/17/61	Dallas	Dallas, 27-24	23,500
11/12/61	Pittsburgh	Pittsburgh, 7-37	17,519
9/23/62	Dallas	Pittsburgh, 28-30	19,478
10/21/62	Pittsburgh	Dallas, 42-27	23,106
10/27/63	Pittsburgh	Pittsburgh, 21-27	19,047
12/8/63	Dallas	Pittsburgh, 19-24	24,136
9/27/64	Pittsburgh	Pittsburgh, 17-23	35,594
12/13/64	Dallas	Dallas, 17-14	35,271
10/31/65	Pittsburgh	Pittsburgh, 13-22	37,804
11/14/65	Dallas	Dallas, 24-17	57,293
10/30/66	Dallas	Dallas, 52-21	58,453
11/20/66	Pittsburgh	Dallas, 20-7	42,185
10/22/67	Pittsburgh	Dallas, 24-21	39,641

12/8/68	Dallas	Dallas, 28-7	55,069
12/7/69	Pittsburgh	Dallas, 10-7	24,990
10/8/72	Dallas	Dallas, 17-13	65,682
1/18/76*	Miami	Pittsburgh, 17-21	80,187
11/20/77	Pittsburgh	Pittsburgh, 13-28	49,761
1/21/79**	Miami	Pittsburgh, 31-35	78,656
10/28/79	Pittsburgh	Pittsburgh, 3-14	50,199
9/13/82	Dallas	Pittsburgh, 28-36	63,431
10/13/85	Dallas	Dallas, 27-13	62,932
9/4/88	Pittsburgh	Pittsburgh, 21-24	56,813
11/28/91	Dallas	Dallas, 20-10	62,253
9/4/94	Pittsburgh	Dallas, 26-9	60,156
1/28/96S	Arizona	Dallas, 27-17	76,347
8/31/97	Pittsburgh	Dallas, 37-7	60,396
10/17/04	Dallas	Pittsburgh, 20-24	64,162
12/7/08	Pittsburgh	Pittsburgh, 13-20	60,594
12/16/12	Dallas	Dallas, 27-24 (OT)	95,595
11/13/16	Pittsburgh	Dallas, 35-30	67,737
11/8/20	Dallas	3:25 p.m.	

*Super Bowl X, Jan. 18, 1976

**Super Bowl XIII, Jan. 21, 1979

S Super Bowl XXX, Jan. 28, 1996

San Francisco 49ers

(Dallas Leads Series, 18-17-1)

Regular Season: 13-15-1 Postseason: 5-2

Date	Site	Winner-Score	Att.
11/20/60	Dallas	San Francisco, 14-26	10,000
11/10/63	San Francisco	San Francisco, 24-31	29,563
11/7/65	Dallas	Dallas, 39-31	33,677
12/16/67	San Francisco	San Francisco, 16-24	27,182
11/27/69	Dallas	Tie, 24-24	62,348
1/3/71**	San Francisco	Dallas, 17-10	59,625
1/2/72**	Dallas	Dallas, 14-3	66,311
11/23/72	Dallas	San Francisco, 10-31	65,124
12/23/72*	San Francisco	Dallas, 30-28	61,214
11/10/74	Dallas	Dallas, 20-14	50,018
12/12/77	San Francisco	Dallas, 42-35	55,848
9/9/79	San Francisco	Dallas, 21-13	56,728
10/12/80	Dallas	Dallas, 59-14	63,399
10/11/81	San Francisco	San Francisco, 14-45	57,574
1/10/82**	San Francisco	San Francisco, 27-28	60,525
12/19/83	San Francisco	San Francisco, 17-42	59,957
12/22/85	San Francisco	San Francisco, 16-31	60,114
10/15/89	Dallas	San Francisco, 14-31	61,077
11/11/90	Dallas	San Francisco, 6-24	62,966
1/17/93**	San Francisco	Dallas, 30-20	64,920
10/17/93	Dallas	Dallas, 26-17	65,099
1/23/94**	Dallas	Dallas, 38-21	64,902
11/13/94	San Francisco	San Francisco, 14-21	69,014
1/15/95**	San Francisco	San Francisco, 28-38	69,125
11/12/95	Dallas	San Francisco, 20-38	65,180
11/10/96	San Francisco	Dallas, 20-17 (OT)	68,919
11/2/97	San Francisco	San Francisco, 10-17	68,657
9/24/00	Dallas	San Francisco, 24-41	64,127
12/30/01	Dallas	Dallas, 27-21	64,366
12/8/02	Dallas	San Francisco, 27-31	64,097
9/25/05	San Francisco	Dallas, 34-31	68,247
11/23/08	Dallas	Dallas, 35-22	63,272
9/18/11	San Francisco	Dallas, 27-24 (OT)	69,732
9/7/14	Dallas	San Francisco, 17-28	91,174
10/2/16	San Francisco	Dallas, 27-17	70,128
10/22/17	San Francisco	Dallas, 40-10	70,133
12/20/20	Dallas	7:20 p.m.	

*NFC Divisional Playoff Game

**NFC Championship Game

Seattle Seahawks

(Dallas Leads Series, 11-9)

Regular Season: 10-8 Postseason: 1-1

Date	Site	Winner-Score	Att.
10/3/76	Seattle	Dallas, 28-13	62,027
11/27/80	Dallas	Dallas, 51-7	57,540
12/4/83	Seattle	Dallas, 35-10	63,352

11/27/86	Dallas	Seattle, 14-31	58,023
10/11/92	Dallas	Dallas, 27-0	62,311
11/22/98	Dallas	Dallas, 30-22	64,142
12/16/01	Seattle	Seattle, 3-29	63,366
10/27/02	Dallas	Seattle, 14-17	63,854
12/6/04	Seattle	Dallas, 43-39	68,093
10/23/05	Seattle	Seattle, 10-13	67,046
1/6/07*	Seattle	Seattle, 20-21	68,058
11/27/08	Dallas	Dallas, 34-9	63,253
11/1/09	Dallas	Dallas, 38-17	80,886
11/6/11	Dallas	Dallas, 23-13	81,501
9/16/12	Seattle	Seattle, 7-27	98,008
10/12/14	Seattle	Dallas, 30-23	68,432
11/1/15	Dallas	Seattle, 12-13	91,486
12/24/17	Dallas	Seattle, 12-21	92,150
9/23/18	Seattle	Seattle, 13-24	69,047
1/5/19*	Dallas	Dallas, 24-22	94,327
9/27/20	Seattle	3:25 p.m.	

*NFC Wild Card Playoffs

Tampa Bay Buccaneers

(Dallas Leads Series, 15-4)

Regular Season: 13-4 Postseason: 2-0

Date	Site	Winner-Score	Att.
10/2/77	Dallas	Dallas, 23-7	55,316
9/21/80	Dallas	Dallas, 28-17	62,750
1/2/82*	Dallas	Dallas, 38-0	64,848
11/21/82	Dallas	Dallas, 14-9	49,578
1/9/83**	Dallas	Dallas, 30-17	65,042
10/9/83	Dallas	Dallas, 27-24 (OT)	63,308
10/7/90	Dallas	Dallas, 14-10	60,076
10/21/90	Tampa	Dallas, 17-13	68,315
12/3/00	Tampa	Tampa Bay, 7-27	65,621
9/9/01	Dallas	Tampa Bay, 6-10	61,521
10/26/03	Tampa	Tampa Bay, 0-16	65,602
11/23/06	Dallas	Dallas, 38-10	63,183
10/26/08	Dallas	Dallas, 13-9	63,254
9/13/09	Tampa	Dallas, 34-21	63,806
12/17/11	Tampa	Dallas, 31-15	65,162
9/23/12	Dallas	Dallas, 16-10	81,984
11/15/15	Tampa	Tampa Bay, 6-10	64,133
12/18/16	Dallas	Dallas, 26-20	93,101
12/23/18	Dallas	Dallas, 27-20	92,851

*NFC Divisional Playoff

**Super Bowl Tournament

Tennessee Titans

(Dallas Leads Series, 8-7)

Regular Season: 8-7

Date	Site	Winner-Score	Att.
12/20/70	Dallas	Dallas, 52-10	50,504
11/24/74	Houston	Dallas, 10-0	49,775
11/22/79	Dallas	Houston, 24-30	63,897
12/13/82	Houston	Dallas, 37-10	51,808
9/29/85	Houston	Dallas, 17-10	49,686
11/24/88	Dallas	Houston, 17-25	50,845
11/10/91	Houston	Houston, 23-26 (OT)	63,001
9/11/94	Dallas	Dallas, 20-17	64,402
11/27/97	Dallas	Tennessee, 14-27	63,421
12/25/00	Tennessee	Tennessee, 0-31	68,498
9/15/02	Dallas	Dallas, 21-13	62,527
10/1/06	Tennessee	Dallas, 45-14	69,143
10/10/10	Dallas	Tennessee, 27-34	90,616
9/14/14	Tennessee	Dallas, 26-10	69,143
11/5/18	Tennessee	Tennessee, 14-28	90,466

Washington Redskins

(Dallas Leads Series, 73-45-2)

Regular Season: 72-43-2 Postseason: 0-2

Date	Site	Winner-Score	Att.
10/9/60	Washington	Washington, 14-26	21,142
11/19/61	Dallas	Tie, 28-28	17,500

12/17/61	Washington	Washington, 24-34	21,451
9/16/62	Dallas	Tie, 35-35	15,730
11/4/62	Washington	Dallas, 38-10	49,888
9/29/63	Washington	Washington, 17-21	40,101
11/3/63	Dallas	Dallas, 35-20	18,838
9/20/64	Dallas	Dallas, 24-18	25,158
11/22/64	Washington	Washington, 16-28	49,219
9/26/65	Dallas	Dallas, 27-7	61,577
11/28/65	Washington	Washington, 31-34	50,205
11/13/66	Washington	Dallas, 31-30	50,927
12/11/66	Dallas	Washington, 31-34	64,198
10/8/67	Washington	Dallas, 17-14	50,566
11/19/67	Dallas	Washington, 20-27	75,538
11/17/68	Washington	Dallas, 29-20	66,076
11/28/68	Dallas	Dallas, 44-24	50,816
11/16/69	Washington	Dallas, 41-28	50,474
12/21/69	Dallas	Dallas, 20-10	56,924
11/22/70	Washington	Dallas, 45-21	50,415
12/6/70	Dallas	Dallas, 34-0	57,936
10/3/71	Dallas	Washington, 16-20	72,000
11/21/71	Washington	Dallas, 13-0	53,041
10/22/72	Washington	Washington, 20-24	53,039
12/9/72	Dallas	Dallas, 34-24	65,136
12/31/72*	Washington	Washington, 3-26	53,129
10/8/73	Washington	Washington, 7-14	54,314
12/9/73	Dallas	Dallas, 27-7	64,458
11/17/74	Washington	Washington, 21-28	54,395
11/28/74	Dallas	Dallas, 24-23	63,243
11/2/75	Washington	Washington, 24-30 (OT)	55,004
12/13/75	Dallas	Dallas, 31-10	61,091
10/31/76	Washington	Dallas, 20-7	55,004
12/12/76	Dallas	Washington, 14-27	59,916
10/16/77	Dallas	Dallas, 34-16	62,115
11/27/77	Washington	Dallas, 14-7	55,031
10/2/78	Washington	Washington, 5-9	55,031
11/23/78	Dallas	Dallas, 37-10	64,905
11/18/79	Washington	Washington, 20-34	55,031
12/16/79	Dallas	Dallas, 35-34	62,867
9/8/80	Washington	Dallas, 17-3	55,045
11/23/80	Dallas	Dallas, 14-10	58,809
9/6/81	Washington	Dallas, 26-10	55,045
11/22/81	Dallas	Dallas, 24-10	64,583
12/5/82	Washington	Dallas, 24-10	54,633
1/22/83*	Washington	Washington, 17-31	55,045
9/5/83	Washington	Dallas, 31-30	55,045
12/11/83	Dallas	Washington, 10-31	65,074
10/14/84	Washington	Washington, 14-34	55,431
12/9/84	Dallas	Washington, 28-30	64,286
9/9/85	Dallas	Dallas, 44-14	62,292
11/10/85	Washington	Dallas, 13-7	55,750
10/12/86	Dallas	Dallas, 30-6	63,264
11/23/86	Washington	Washington, 14-41	55,642
10/19/87	Dallas	Washington, 7-13	60,415
12/13/87	Washington	Washington, 20-24	54,882
10/9/88	Dallas	Washington, 17-35	63,235
12/11/88	Washington	Dallas, 24-17	51,526
9/24/89	Dallas	Washington, 7-30	63,200
11/5/89	Washington	Dallas, 13-3	53,187
9/23/90	Washington	Washington, 15-19	53,804
11/22/90	Dallas	Dallas, 27-17	60,355
9/9/91	Dallas	Washington, 31-33	63,025
11/24/91	Washington	Dallas, 24-21	55,561
9/7/92	Dallas	Dallas, 23-10	63,538
12/13/92	Washington	Washington, 17-20	56,437
9/6/93	Washington	Washington, 16-35	53,345
12/26/93	Dallas	Dallas, 38-3	64,497
10/2/94	Washington	Dallas, 34-7	55,394
11/20/94	Dallas	Dallas, 31-7	64,644
10/1/95	Washington	Washington, 23-27	55,489
12/3/95	Dallas	Washington, 17-24	64,866
11/28/96	Dallas	Dallas, 21-10	64,955
12/22/96	Washington	Washington, 10-37	56,454
10/13/97	Washington	Washington, 16-21	76,159
11/16/97	Dallas	Dallas, 17-14	64,559
10/4/98	Washington	Dallas, 31-10	72,284
12/27/98	Dallas	Dallas, 23-7	63,565
9/12/99	Washington	Dallas, 41-35 (OT)	79,237
10/24/99	Dallas	Dallas, 38-20	64,377

STAFF

PLAYERS

2019 SEASON

RECORDS

PLAYOFF
RECORDS

OPPONENTS

SIDELINES

9/18/00	Washington	Dallas, 27-21	84,431	9/26/11	Dallas	Dallas, 18-16	91,017
12/10/00	Dallas	Dallas, 32-13	63,467	11/20/11	Washington	Dallas, 27-24 (OT)	80,122
10/15/01	Dallas	Dallas, 9-7	63,941	11/22/12	Dallas	Washington, 31-38	90,166
12/2/01	Washington	Dallas, 20-14	85,112	12/30/12	Washington	Washington, 18-28	82,845
11/28/02	Dallas	Dallas, 27-20	63,606	10/13/13	Dallas	Dallas, 31-16	90,239
12/29/02	Washington	Washington, 14-20	84,142	12/22/13	Washington	Dallas, 24-23	80,411
11/2/03	Dallas	Dallas, 21-14	64,002	10/27/14	Dallas	Washington, 17-20 (OT)	87,055
12/14/03	Washington	Dallas, 27-0	70,284	12/28/14	Washington	Dallas, 44-17	80,897
9/27/04	Washington	Dallas, 21-18	90,367	12/7/15	Washington	Dallas, 19-16	80,444
12/26/04	Dallas	Dallas, 13-10	63,705	1/3/16	Dallas	Washington, 23-34	90,127
9/19/05	Dallas	Washington, 13-14	65,207	9/18/16	Washington	Dallas, 27-23	80,612
12/18/05	Washington	Washington, 7-35	90,588	11/24/16	Dallas	Dallas, 31-26	93,099
9/17/06	Dallas	Dallas, 27-10	63,153	10/29/17	Washington	Dallas, 33-19	78,428
11/5/06	Washington	Washington, 19-22	90,250	11/30/17	Dallas	Dallas 38-14	91,712
11/18/07	Dallas	Dallas, 28-23	63,706	10/21/18	Washington	Washington, 17-20	66,301
12/30/07	Washington	Washington, 6-27	90,910	11/22/18	Dallas	Dallas, 31-22	92,076
9/28/08	Dallas	Washington, 24-26	63,462	9/15/19	Washington	Dallas, 31-21	75,128
11/16/08	Washington	Dallas, 14-10	90,830	12/29/19	Dallas	Dallas, 47-16	90,646
11/22/09	Dallas	Dallas, 7-6	85,277	10/25/20	Washington	Noon	
12/27/09	Washington	Dallas, 17-0	88,221	11/26/20	Dallas	3:30 p.m.	
9/12/10	Washington	Washington, 7-13	90,670				
12/19/10	Dallas	Dallas, 33-30	86,904				

*NFC Championship Game



Cowboys Attendance Records

The Cowboys played in the Cotton Bowl (capacity 72,132 in 1970) from 1960 until Texas Stadium was opened on Oct. 24, 1971 against New England. In 1985 seats were removed from Texas Stadium to make room for 116 Crown Suites. The last game the Cowboys played at Texas Stadium was against the Baltimore Ravens on Dec. 20, 2008. Dallas opened AT&T Stadium on Sept. 20, 2009 against the N.Y. Giants and hosted 105,121 fans - the most to see an NFL regular season game in league history.

TOTAL ATTENDANCE

Year	Home Games (No.)	Avg.	Percent Change	Road Games (No.)	Pre-Season Games (No.)	Post-Season Games (No.)	Grand Total
1960	128,500 (6)	21,417	—	214,820 (6)	120,284 (6)	—	463,604
1961	172,000 (7)	24,571	+33.9%	251,443 (7)	97,584 (5)	—	521,027
1962	152,446 (7)	21,778	-11.4%	278,807 (7)	178,683 (5)	—	609,936
1963	188,727 (7)	26,961	+23.8%	280,062 (7)	214,290 (5)	—	683,079
1964	268,661 (7)	38,380	+42.3%	356,339 (7)	207,751 (5)	—	832,751
1965	388,912 (7)	55,559	+44.8%	366,390 (7)	199,395 (5)	65,569 (1)	1,020,266
1966	473,373 (7)	67,625	+21.7%	408,899 (7)	238,186 (5)	75,504 (1)	1,195,952
1967	460,476 (7)	65,782	- 2.7%	402,843 (7)	278,511 (5)	121,647 (2)	1,263,477
1968	470,110 (7)	67,158	+ 2.1%	401,626 (7)	300,909 (6)	104,458 (2)	1,277,103
1969	443,352 (7)	63,336	- 5.7%	434,477 (7)	384,095 (6)	100,472 (2)	1,362,396
1970	411,531 (7)	58,790	- 7.2%	398,377 (7)	347,327 (6)	212,847 (3)	1,370,082
1971	466,220 (7)	66,603	+13.3%	416,043 (7)	375,250 (6)	195,716 (3)	1,454,229
1972	446,990 (7)	63,856	- 4.1%	391,852 (7)	474,273 (7)	114,343 (2)	1,427,458
1973	433,030 (7)	61,861	- 3.1%	423,177 (7)	355,994 (6)	128,815 (2)	1,341,016
1974	373,435 (7)	53,348	-13.8%	378,233 (7)	284,620 (6)	—	1,036,288
1975	402,294 (7)	57,471	+ 7.7%	404,073 (7)	273,567 (6)	211,095 (3)	1,291,029
1976	412,698 (7)	58,957	+ 2.6%	414,867 (7)	320,564 (6)	62,436 (1)	1,210,565
1977	432,885 (7)	61,840	+ 5.0%	398,486 (7)	329,549 (6)	201,288 (3)	1,362,208
1978	498,865 (8)	62,358	+ 0.9%	484,905 (8)	260,344 (4)	206,464 (3)	1,450,578
1979	508,965 (8)	63,621	+ 0.2%	488,432 (8)	268,989 (5)	64,792 (1)	1,331,178
1980	477,378 (8)	59,672	- 6.2%	492,828 (8)	244,612 (4)	195,251 (3)	1,410,069
1981	511,541 (8)	63,943	+ 7.2%	502,392 (8)	243,849 (4)	125,373 (2)	1,383,155
1982	269,981 (5)	53,996	-15.6%	217,153 (4)	208,057 (3)	180,059 (3)	879,250
1983	505,793 (8)	63,224	+17.1%	481,230 (8)	217,621 (4)	43,521 (1)	1,248,165
1984	479,733 (8)	59,967	- 5.2%	523,951 (8)	203,646 (4)	—	1,207,330
1985	478,958 (8)	59,870	- 0.2%	489,913 (8)	193,795 (4)	66,351 (1)	1,229,017
1986	469,806 (8)	58,726	- 1.9%	518,627 (8)	299,134 (5)	—	1,287,567
1987	344,406 (7)	49,201	-16.2%	416,141 (8)	199,327 (4)	—	959,874
1988	393,129 (8)	49,141	- 0.1%	528,529 (8)	177,080 (4)	—	1,098,738
1989	418,346 (8)	52,293	+ 6.4%	490,586 (8)	215,219 (4)	—	1,124,151
1990	475,432 (8)	59,429	+13.7%	483,944 (8)	173,716 (4)	—	1,133,092
1991	501,901 (8)	62,738	+ 5.6%	537,101 (8)	219,022 (4)	140,884 (2)	1,398,908
1992	506,758 (8)	63,345	+ 1.0%	580,181 (8)	284,898 (5)	227,015 (3)	1,598,852
1993	510,068 (8)	63,759	+ 0.7%	533,380 (8)	283,409 (5)	202,509 (3)	1,529,366
1994	516,828 (8)	64,579	+ 1.3%	512,896 (8)	354,574 (5)	103,570 (2)	1,517,988
1995	518,167 (8)	64,771	+ 0.3%	518,468 (8)	305,545 (5)	205,853 (3)	1,548,033
1996	513,794 (8)	64,224	- 0.8%	556,875 (8)	264,937 (5)	137,490 (2)	1,473,096
1997	511,767 (8)	63,971	- 0.4%	541,187 (8)	240,871 (4)	—	1,293,825
1998	510,438 (8)	63,805	- 0.3%	564,224 (8)	354,816 (5)	62,969 (1)	1,492,447
1999	513,295 (8)	64,162	+ 0.6%	523,375 (8)	232,646 (5)	64,056 (1)	1,333,372
2000	504,360 (8)	63,045	- 1.7%	571,110 (8)	289,340 (5)	—	1,364,810
2001	505,501 (8)	63,187	+ 0.1%	550,712 (8)	261,647 (5)	—	1,317,860
2002	504,717 (8)	63,089	- 0.1%	542,694 (8)	246,211 (4)	—	1,293,622
2003	511,244 (8)	63,903	+1.3%	560,476 (8)	195,073 (4)	73,014 (1)	1,339,787
2004	510,892 (8)	63,861	0.0%	575,112 (8)	225,759 (4)	—	1,311,763
2005	505,258 (8)	63,157	- 1.1%	575,780 (8)	193,687 (4)	—	1,274,725
2006	506,308 (8)	63,289	+1.0%	583,201 (8)	203,543 (4)	68,058 (1)	1,361,110
2007	508,278 (8)	63,535	+0.5%	579,470 (8)	254,659 (4)	63,660 (1)	1,542,055
2008	506,944 (8)	63,368	- 0.3%	569,943 (8)	257,471 (4)	—	1,468,989
2009	718,055 (8)	89,757	+41.6%	589,176 (8)	243,390 (4)	156,498 (2)	1,707,119
2010	696,377 (8)	87,047	-3.0%	581,596 (8)	301,548 (5)	—	1,579,521
2011	680,685 (8)	85,086	-2.3%	574,875 (8)	251,237 (4)	—	1,506,797
2012	708,273 (8)	88,535	+1.7%	582,079 (8)	252,493 (4)	—	1,542,848
2013	704,345 (8)	88,043	-0.6%	575,233 (8)	278,307 (4)	—	1,557,885
2014	720,558 (8)	90,070	+2.3%	572,488 (8)	268,397 (4)	171,114 (2)	1,732,557
2015	731,672 (8)	91,459	+1.5%	580,857 (8)	299,834 (4)	—	1,612,363
2016	740,318 (8)	92,540	+1.2%	581,719 (8)	321,523 (4)	93,396 (1)	1,736,956
2017	741,775 (8)	92,722	+0.2%	567,436 (8)	263,000 (4)	—	1,572,211
2018	732,958 (8)	91,620	-1.2%	570,435 (8)	313,467 (4)	171,514 (2)	1,788,374
2019	727,432 (8)	90,929	-0.8%	561,595 (8)	283,953 (4)	—	1,572,980
Total	29,426,243 (457)	64,390	-	29,053,119 (457)	15,631,478 (282)	4,451,901 (66)	78,833,360

STAFF
PLAYERS
2019 SEASON
RECORDS
PLAYOFF RECORDS
ATTENDANCE
SIDELINES

LARGEST CROWDS

Home	
Regular Season	
105,121	vs. N.Y. Giants, Sept. 20, 2009 (NFL record)
^80,259	vs. Cleveland, Nov. 24, 1966
*66,689	vs. N.Y. Jets, Dec. 4, 1971
†65,207	vs. Washington, Sept. 19, 2005
Postseason	
93,396	vs. Green Bay, Jan. 15, 2017
^75,504	vs. Green Bay, Jan. 1, 1967
*66,311	vs. San Francisco, Jan. 2, 1972
†65,135	vs. Green Bay, Jan. 14, 1996
Preseason	
^78,807	vs. Green Bay, Aug. 28, 1967
75,720	vs. Tennessee, Aug. 21, 2009
*65,405	vs. Houston, Aug. 5, 1972
†63,923	vs. Denver, Aug. 21, 1994

^Cotton Bowl record

*Texas Stadium record

†Texas Stadium record after 1985 improvements

AWAY	
Regular Season	
91,505	@ LA Raiders, Oct. 25, 1992
90,830	@ Washington, Nov. 16, 2008
90,670	@ Washington, Sept. 12, 2010
Postseason	
84,483	@ LA Rams, Jan. 4, 1976
Preseason	
87,381	@ LA Rams, Aug. 8, 1969
NEUTRAL	
Postseason	
98,374	vs. Buffalo @ Pasadena, Jan. 31, 1993
Preseason	
112,376	vs. Houston @ Mexico City, Aug. 15, 1994
106,424	vs. N. Eng. @ Mexico City, Aug. 17, 1998

SMALLEST CROWDS

Home	
†10,000	vs. San Francisco, Nov. 20, 1960
12,692	vs. Chicago, Nov. 18, 1962
AWAY	
4,954	vs. Minnesota, Aug. 5, 1961 in Sioux Falls, S.D.
12,370	@ N.Y. Jets, Oct. 4, 1987

† Estimated; no turnstiles in Cotton Bowl in 1960 and 1961

SELLOUT STREAK

Longest home sellout streak – 245 straight games (began 9/9/91 vs. Washington, still active) regular season and playoffs

Last home non-sellout (regular season and playoffs) – 12/16/90 vs. Phoenix (128 straight)

Longest road sellout streak – 145 straight games (began 11/3/02 @ Detroit) regular season and playoffs

Last road non-sellout (regular season and playoffs) – 10/20/02 @ Arizona (29 straight)

Longest sellout streak (home and away – regular season and playoffs) – 291 straight games (began 10/27/02 vs. Seattle, still active)

Last non-sellout (regular season and playoffs) – 10/20/02 @ Arizona (58 straight)



Thanksgiving Day Games (31-20-1)

Since 1966, the Cowboys have been a fixture on Thanksgiving Day, having hosted the annual contest for 51 of the last 53 years. In 1975 and 1977, the St. Louis Cardinals played host to the game in place of Dallas. In 1978, the game returned to Dallas for good. The Cowboys have posted a 31-20-1 record in the holiday classic and a 33-19 mark the following week. Here are the Cowboys annual Thanksgiving Day results:

Date	Result	Win/Loss	TV
11/24/66	DALLAS 26, Cleveland 14	Win	CBS
11/23/67	DALLAS 46, St. Louis 21	Win	CBS
11/28/68	DALLAS 29, Washington 20	Win	CBS
11/27/69	DALLAS 24, San Francisco 24	Tie	CBS
11/26/70	DALLAS 16, Green Bay 3	Win	CBS
11/25/71	DALLAS 28, Los Angeles 21	Win	CBS
11/23/72	San Francisco 31, DALLAS 10	Loss	CBS
11/22/73	Miami 14, DALLAS 7	Loss	NBC
11/28/74	DALLAS 24, Washington 23	Win	CBS
11/25/76	DALLAS 19, St. Louis 14	Win	CBS
11/23/78	DALLAS 37, Washington 10	Win	CBS
11/22/79	Houston 30, DALLAS 24	Loss	NBC
11/27/80	DALLAS 51, Seattle 7	Win	NBC
11/26/81	DALLAS 10, Chicago 9	Win	CBS
11/25/82	DALLAS 31, Cleveland 14	Win	NBC
11/24/83	DALLAS 35, St. Louis 17	Win	CBS
11/22/84	DALLAS 20, New England 17	Win	NBC
11/28/85	DALLAS 35, St. Louis 17	Win	CBS
11/27/86	Seattle 31, DALLAS 14	Loss	NBC
11/26/87	Minnesota 44, DALLAS 38 (OT)	Loss	CBS
11/24/88	Houston 25, DALLAS 17	Loss	NBC
11/23/89	Philadelphia 27, DALLAS 0	Loss	CBS
11/22/90	DALLAS 27, Washington 17	Win	CBS
11/28/91	DALLAS 20, Pittsburgh 10	Win	NBC
11/26/92	DALLAS 30, N.Y. Giants 3	Win	CBS
11/25/93	Miami 16, DALLAS 14	Loss	NBC

Date	Result	Win/Loss	TV
11/24/94	DALLAS 42, Green Bay 31	Win	FOX
11/23/95	DALLAS 24, Kansas City 12	Win	NBC
11/28/96	DALLAS 21, Washington 10	Win	FOX
11/27/97	Tennessee 27, DALLAS 14	Loss	NBC
11/26/98	Minnesota 46, DALLAS 36	Loss	FOX
11/25/99	DALLAS 20, Miami 0	Win	CBS
11/23/00	Minnesota 27, DALLAS 15	Loss	FOX
11/22/01	Denver 26, DALLAS 24	Loss	CBS
11/28/02	DALLAS 27, Washington 20	Win	FOX
11/27/03	Miami 40, DALLAS 21	Loss	CBS
11/25/04	DALLAS 21, Chicago 7	Win	FOX
11/24/05	Denver 24, DALLAS 21 (OT)	Loss	CBS
11/23/06	DALLAS 38, Tampa Bay 10	Win	FOX
11/22/07	DALLAS 34, N.Y. Jets 3	Win	CBS
11/27/08	DALLAS 34, Seattle 9	Win	FOX
11/26/09	DALLAS 24, Oakland 7	Win	CBS
11/25/10	New Orleans 30, DALLAS 27	Loss	FOX
11/24/11	DALLAS 20, Miami 19	Win	CBS
11/22/12	Washington 38, DALLAS 31	Loss	FOX
11/28/13	DALLAS 31, Oakland 24	Win	CBS
11/27/14	Philadelphia 33, DALLAS 10	Loss	FOX
11/26/15	Carolina 33, DALLAS 14	Loss	CBS
11/24/16	DALLAS 31, Washington 26	Win	FOX
11/23/17	L.A. Chargers 28, DALLAS 6	Loss	CBS
11/22/18	DALLAS 31, Washington 22	Win	FOX
11/28/19	Buffalo 26, DALLAS 15	Loss	CBS

Sunday Night Games (35-34)

Date	Result	Win/Loss	TV
10/14/79	DALLAS 30, Los Angeles 6	Win	ABC
10/26/80	DALLAS 42, San Diego 31	Win	ABC
10/18/81	DALLAS 29, Los Angeles 17	Win	ABC
10/23/83	L.A. Raiders 40, DALLAS 38	Loss	ABC
10/21/84	DALLAS 30, New Orleans 27 (OT)	Win	ABC
10/6/85	Dallas 30, N.Y. GIANTS 29	Win	ABC
12/7/86	L.A. RAMS 29, Dallas 10	Loss	ABC
11/22/87	Miami 20, DALLAS 14	Loss	ESPN
11/13/88	Minnesota 43, DALLAS 3	Loss	ESPN
11/5/89	Dallas 13, Washington 3	Win	ESPN
11/11/90	San Francisco 24, DALLAS 6	Loss	ESPN
9/22/91	Dallas 17, PHOENIX 9	Win	TNT
9/19/93	Dallas 17, PHOENIX 10	Win	TNT
9/17/95	Dallas 23, MINNESOTA 17 (OT)	Win	TNT
9/7/97	ARIZONA 25, Dallas 22 (OT)	Loss	TNT
12/27/98	DALLAS 23, Washington 7	Win	ESPN
12/5/99	NEW ENGLAND 13, Dallas 6	Loss	ESPN
9/10/00	ARIZONA 32, Dallas 31	Loss	ESPN
12/17/00	N.Y. Giants 17, DALLAS 13	Loss	ESPN
9/30/01	PHILADELPHIA 40, Dallas 18	Loss	ESPN
9/8/02	HOUSTON 19, Dallas 10	Loss	ESPN
11/16/03	NEW ENGLAND 12, Dallas 0	Loss	ESPN
1/2/05	N.Y. GIANTS 28, Dallas 24	Loss	ESPN
1/1/06	St. Louis 20, DALLAS 10	Loss	ESPN
9/17/06	DALLAS 27, Washington 10	Win	NBC
10/29/06	Dallas 35, CAROLINA 14	Win	NBC
12/10/06	New Orleans 42, DALLAS 17	Loss	NBC
9/9/07	DALLAS 45, N.Y. Giants 35	Win	NBC
9/23/07	Dallas 34, CHICAGO 10	Win	NBC
11/4/07	Dallas 38, PHILADELPHIA 17	Win	NBC
9/21/08	Dallas 27, GREEN BAY 16	Win	NBC
11/16/08	DALLAS 14, WASHINGTON 10	Win	NBC
12/14/08	DALLAS 20, N.Y. Giants 8	Win	NBC
9/20/09	N.Y. Giants 33, DALLAS 31	Loss	NBC
11/8/09	Dallas 20, PHILADELPHIA 16	Win	NBC

Date	Result	Win/Loss	TV
12/27/09	Dallas 17, WASHINGTON 0	Win	NBC
9/12/10	WASHINGTON 13, Dallas 7	Loss	NBC
11/7/10	GREEN BAY 45, Dallas 7	Loss	NBC
12/12/10	Philadelphia 30, DALLAS 27	Loss	NBC
9/11/11	NEW YORK JETS 27, Dallas 24	Loss	NBC
10/30/11	PHILADELPHIA 34, Dallas 7	Loss	NBC
12/11/11	New York Giants 37, DALLAS 34	Loss	NBC
1/1/12	NEW YORK GIANTS 31, Dallas 14	Loss	NBC
11/4/12	ATLANTA 19, Dallas 13	Loss	NBC
12/2/12	DALLAS 38, Philadelphia 33	Win	NBC
12/30/12	WASHINGTON 28, Dallas 18	Loss	NBC
9/8/13	DALLAS 36, N.Y. Giants 31	Win	NBC
10/13/13	DALLAS 31, Washington 16	Win	NBC
11/10/13	NEW ORLEANS 49, Dallas 17	Loss	NBC
12/29/13	Philadelphia 24, DALLAS 22	Loss	NBC
9/28/14	DALLAS 38, New Orleans 17	Win	NBC
11/23/14	Dallas 31, N.Y. GIANTS 28	Win	NBC
12/14/14	Dallas 38, PHILADELPHIA 27	Win	NBC
9/13/15	DALLAS 27, N.Y. Giants 26	Win	NBC
10/4/15	NEW ORLEANS 26, Dallas 20 (OT)	Loss	NBC
11/8/15	Philadelphia 33, DALLAS 27 (OT)	Loss	NBC
9/25/16	DALLAS 31, Chicago 17	Win	NBC
10/30/16	DALLAS 29, Philadelphia 23	Win	NBC
12/11/16	NEW YORK GIANTS 10, Dallas 7	Loss	NBC
12/18/16	DALLAS 26, Tampa Bay 20	Win	NBC
9/10/17	DALLAS 19, N.Y. Giants 3	Win	NBC
11/19/17	Philadelphia 37, DALLAS 9	Loss	NBC
12/17/17	DALLAS 20, Oakland 17	Win	NBC
9/16/18	DALLAS 20, N.Y. Giants 13	Win	NBC
10/7/18	HOUSTON 19, Dallas 16 (OT)	Loss	NBC
11/11/18	Dallas 27, PHILADELPHIA 20	Win	NBC
9/29/19	NEW ORLEANS 12, DALLAS 10	Loss	NBC
10/20/19	DALLAS 37, Philadelphia 10	Win	NBC
11/10/19	Minnesota 28, DALLAS 24	Loss	NBC

STAFF PLAYERS 2019 SEASON RECORDS PLAYOFF RECORDS DURING THE WEEK SIDELINES

Christmas Day Games (1-3)

Date	Result	Win/Loss	TV
12/25/95	Dallas 37, ARIZONA 13Win	ABC
12/25/00	TENNESSEE 31, Dallas 0Loss	ABC
12/25/06	Philadelphia 23, DALLAS 7Loss	NBC
12/25/10	ARIZONA 27, Dallas 26Loss	NFLN
Postseason (1-0)			
12/25/71	Dallas 20, MINNESOTA 12Win	

New Year's Day Games (0-2)

Date	Result	Win/Loss	TV
1/1/06	St. Louis 20, DALLAS 10Loss	ESPN
1/1/17	PHILADELPHIA 27, Dallas 13Loss	FOX
Postseason (1-1)			
1/1/67	Green Bay 34, DALLAS 27Loss	CBS
1/1/78	Dallas 23, MINNESOTA 6Win	CBS

Wednesday Games (1-0)

Date	Result	Win/Loss	TV
9/5/12	Dallas 27, N.Y. GIANTS 14Win	NBC

Thursday Games (5-1)

Date	Result	Win/Loss	TV
10/26/78	Minnesota 21, DALLAS 10Loss	ABC
11/29/07	DALLAS 37, Green Bay 27Win	NFLN
12/4/14	Dallas 41, CHICAGO 28Win	NFLN
12/1/16	Dallas 17, MINNESOTA 15Win	NFLN/NBC
11/30/17	DALLAS 38, Washington 14Win	NBC/Amazon
11/29/18	DALLAS 13, New Orleans 10Win	FOX/NFL/AMZ
12/5/19	CHICAGO 31, Dallas 24Loss	FOX/NFL/AMZ

Friday Games (0-2)

Date	Result	Win/Loss	TV
9/30/60	Philadelphia 27, DALLAS 25Loss	
12/24/99	NEW ORLEANS 31, Dallas 24Loss	FOX

Saturday Games (15-14)

Date	Result	Win/Loss	TV	Date	Result	Win/Loss	TV
9/24/60	Pittsburgh 35, DALLAS 28Loss		12/16/06	Dallas 38, ATLANTA 28Win	NFLN
9/14/63	St. Louis 34, DALLAS 7Loss		12/22/07	Dallas 20, Carolina 13Win	NFLN
9/12/64	St. Louis 16, DALLAS 6Loss		12/20/08	Baltimore 33, DALLAS 24Loss	NFLN
12/11/65	DALLAS 27, St. Louis 13Win	CBS	12/19/09	Dallas 24, NEW ORLEANS 17Win	NFLN
12/16/67	SAN FRANCISCO 24, Dallas 16Loss	CBS	12/25/10	ARIZONA 27, Dallas 26Loss	NFLN
12/13/69	DALLAS 27, Baltimore 10Win	CBS	12/17/11	Dallas 31, TAMPA BAY 15Win	NFLN
12/12/70	Dallas 6, CLEVELAND 2Win	CBS	12/24/11	Philadelphia 20, DALLAS 7Loss	FOX
12/4/71	DALLAS 52, N.Y. Jets 10Win	NBC	12/19/15	N.Y. Jets 19, DALLAS 16Loss	NFLN
12/18/71	DALLAS 31, St. Louis 12Win	CBS	Postseason (6-6)			
12/9/72	DALLAS 34, Washington 24Win	CBS	12/21/68	CLEVELAND 31, Dallas 20Loss	CBS
12/7/74	DALLAS 41, Cleveland 17Win	NBC	12/26/70	DALLAS 5, Detroit 0Win	CBS
12/14/74	OAKLAND 27, Dallas 23Loss	ABC	12/25/71	Dallas 20, MINNESOTA 12Win	CBS
12/13/75	DALLAS 31, Washington 10Win	CBS	12/23/72	Dallas 30, SAN FRANCISCO 28Win	CBS
12/8/79	Dallas 24, PHILADELPHIA 17Win	CBS	12/30/78	DALLAS 27, Atlanta 20Win	CBS
12/19/81	N.Y. GIANTS 13, Dallas 10 (OT)Loss	CBS	1/2/82	DALLAS 38, Tampa Bay 0Win	CBS
12/16/89	N.Y. GIANTS 15, Dallas 0Loss	CBS	1/22/83	WASHINGTON 31, Dallas 17Loss	CBS
12/18/93	Dallas 28, N.Y. Jets 7Win	CBS	1/4/86	L.A. RAMS 20, Dallas 0Loss	CBS
12/10/94	Cleveland 19, DALLAS 14Loss	NBC	12/28/96	DALLAS 40, Minnesota 15Win	ABC
12/24/94	N.Y. GIANTS 15, Dallas 10Loss	FOX	1/2/99	Arizona 20, DALLAS 7Loss	ABC
12/21/02	Philadelphia 27, DALLAS 3Loss	ESPN	1/3/04	CAROLINA 29, Dallas 10Loss	ABC
12/24/05	Dallas 24, CAROLINA 20Win	FOX	1/6/07	SEATTLE 21, Dallas 20Loss	NBC



Monday Night Football (47-34)

The Cowboys hold a 47-34 Monday Night Football record and will be making their 82nd appearance on Monday Night Football during the 2020 season against Arizona on Oct. 19. The majority of the Cowboys MNF games were played on ABC Monday Night Football from 1970-2005 when they appeared on the prime time telecast 67 times posting a 39-28 record including a 17-11 record at home and a 22-17 mark on the road. Only Miami, with 85 games, has appeared on MNF more. The 47 MNF wins by the Cowboys are third in league history behind Pittsburgh and San Francisco (49 each). ESPN landed the telecast in 2006, and since then, the Cowboys have appeared 14 times on MNF with a 8-6 record. The week after playing on MNF, the Cowboys are 32-36 (five times the Cowboys final game of the season was on a Monday night and seven times they followed with a bye). Below are the Cowboys Monday Night Football results:

Date	Result	Win/Loss	Date	Result	Win/Loss
11/16/70	St. Louis 38, DALLAS 0.....	Loss	9/19/94	Detroit 20, DALLAS 17 (OT).....	Loss
10/11/71	DALLAS 20, N.Y. Giants 13.....	Win	11/7/94	DALLAS 38, N.Y. Giants 10.....	Win
10/30/72	DALLAS 28, Detroit 24.....	Win	12/19/94	Dallas 24, NEW ORLEANS 16.....	Win
9/24/73	DALLAS 40, New Orleans 3.....	Win	9/4/95	Dallas 35, N.Y. GIANTS 0.....	Win
10/8/73	WASHINGTON 14, Dallas 7.....	Loss	11/6/95	DALLAS 34, Philadelphia 12.....	Win
9/23/74	PHILADELPHIA 13, Dallas 10.....	Loss	12/25/95	Dallas 37, ARIZONA 13.....	Win
10/6/75	Dallas 36, DETROIT 10.....	Win	9/2/96	CHICAGO 22, Dallas 6.....	Loss
11/10/75	Kansas City 34, DALLAS 31.....	Loss	9/30/96	Dallas 23, PHILADELPHIA 19.....	Win
11/15/76	DALLAS 17, Buffalo 10.....	Win	11/18/96	DALLAS 21, Green Bay 6.....	Win
11/14/77	St. Louis 24, DALLAS 17.....	Loss	9/15/97	DALLAS 21, Philadelphia 20.....	Win
12/12/77	Dallas 42, SAN FRANCISCO 35.....	Win	10/13/97	WASHINGTON 21, Dallas 16.....	Loss
9/4/78	DALLAS 38, Baltimore 0.....	Win	12/8/97	Carolina 23, DALLAS 13.....	Loss
10/2/78	WASHINGTON 9, Dallas 5.....	Loss	9/21/98	Dallas 31, N.Y. GIANTS 7.....	Win
9/24/79	CLEVELAND 26, Dallas 7.....	Loss	11/2/98	Dallas 34, PHILADELPHIA 0.....	Win
11/12/79	Philadelphia 31, DALLAS 21.....	Loss	9/20/99	DALLAS 24, Atlanta 7.....	Win
9/8/80	Dallas 17, WASHINGTON 3.....	Win	10/18/99	N.Y. GIANTS 13, Dallas 10.....	Loss
12/15/80	LOS ANGELES 38, Dallas 14.....	Loss	11/8/99	MINNESOTA 27, Dallas 17.....	Loss
9/21/81	Dallas 35, NEW ENGLAND 21.....	Win	10/18/00	Dallas 27, WASHINGTON 21.....	Win
11/9/81	DALLAS 27, Buffalo 14.....	Win	12/25/00	TENNESSEE 31, Dallas 0.....	Loss
9/13/82	Pittsburgh 36, DALLAS 28.....	Loss	10/15/01	DALLAS 9, Washington 7.....	Win
12/13/82	Dallas 37, HOUSTON 7.....	Win	9/15/03	Dallas 35, N.Y. Giants 32 (OT).....	Win
1/3/83	MINNESOTA 31, Dallas 27.....	Loss	9/27/04	Dallas 21, WASHINGTON 18.....	Win
9/5/83	Dallas 31, WASHINGTON 30.....	Win	11/15/04	Philadelphia 49, DALLAS 21.....	Loss
12/19/83	SAN FRANCISCO 42, Dallas 17.....	Loss	12/6/04	Dallas 43, SEATTLE 39.....	Win
9/3/84	Dallas 20, LA Rams 13.....	Win	9/19/05	Washington 14, DALLAS 13.....	Loss
12/17/84	MIAMI 28, Dallas 21.....	Loss	11/14/05	Dallas 21, PHILADELPHIA 20.....	Win
9/9/85	DALLAS 44, Washington 14.....	Win	10/23/06	N.Y. Giants 36, DALLAS 22.....	Loss
11/4/85	ST. LOUIS 21, Dallas 10.....	Loss	10/8/07	Dallas 25, BUFFALO 24.....	Win
9/8/86	DALLAS 31, N.Y. Giants 28.....	Win	9/15/08	DALLAS 41, Philadelphia 37.....	Win
9/29/86	Dallas 31, ST. LOUIS 7.....	Win	9/28/09	DALLAS 21, Carolina 7.....	Win
10/19/87	Washington 13, DALLAS 7.....	Loss	10/25/10	N.Y. Giants 41, DALLAS 35.....	Loss
11/2/87	DALLAS 33, N.Y. Giants 24.....	Win	9/26/11	DALLAS 18, Washington 16.....	Win
12/21/87	Dallas 29, L.A. RAMS 21.....	Win	10/1/12	Chicago 34, DALLAS 18.....	Loss
9/12/88	Dallas 17, PHOENIX 14.....	Win	12/9/13	Chicago 45, Dallas 28.....	Loss
10/3/88	NEW ORLEANS 20, Dallas 17.....	Loss	10/27/14	Washington 20, DALLAS 17 (OT).....	Loss
9/9/91	Washington 33, DALLAS 31.....	Loss	12/7/15	Dallas 19, WASHINGTON 16.....	Win
9/7/92	DALLAS 23, Washington 10.....	Win	12/26/16	DALLAS 42, Detroit 21.....	Win
10/5/92	PHILADELPHIA 31, Dallas 7.....	Loss	9/25/17	DALLAS 28, Arizona 17.....	Win
12/21/92	Dallas 41, ATLANTA 17.....	Win	11/5/18	Tennessee 28, DALLAS 14.....	Loss
9/6/93	WASHINGTON 35, Dallas 16.....	Loss	11/4/19	Dallas 37, N.Y. GIANTS 18.....	Win
12/6/93	DALLAS 23, Philadelphia 17.....	Win			

Monday Night Games (1-2)

Date	Result	Win/Loss	TV	Date	Result	Win/Loss	TV
10/4/65	ST. LOUIS 20, Dallas 13.....	Loss					
10/28/68	Green Bay 28, DALLAS 17.....	Loss	CBS	12/26/77	DALLAS 37, Chicago 7.....	Win	CBS
10/27/69	DALLAS 25, New York 3.....	Win	CBS	12/26/83	LA Rams 24, DALLAS 17.....	Loss	CBS
	(prior to the 1970 creation of ABC MNF)						



Cowboys Indoors On The Road (29-32)

The Dallas Cowboys played their first indoor football game Nov. 24, 1974 in the Houston Astrodome, posting a 10-0 win over the Oilers. Since that date, the Cowboys have gone 29-32 inside on the road during the regular season. The club is 2-3 indoors in the postseason, with two of the wins coming in Super Bowls.

Dome Game Results

Arizona Cardinals (2-2)

11/12/06	ARIZONA 30, ARIZONA 10	Win
10/12/08	ARIZONA 30, DALLAS 24 (OT)	Loss
12/25/10	ARIZONA 27, DALLAS 26	Loss
9/25/17	DALLAS 28, ARIZONA 17	Win

Atlanta Falcons (4-4)

12/21/92	DALLAS 41, ATLANTA 17	Win
11/21/93	ATLANTA 27, DALLAS 14	Loss
10/29/95	DALLAS 28, ATLANTA 13	Win
11/11/01	ATLANTA 20, DALLAS 13	Loss
12/16/06	DALLAS 38, ATLANTA 28	Win
11/4/12	ATLANTA 19, DALLAS 13	Loss
11/12/17	ATLANTA 27, DALLAS 7	Loss
11/18/18	DALLAS 22, ATLANTA 19	Win

Detroit Lions (6-7)

10/6/75	DALLAS 36, DETROIT 10	Win
11/15/81	DETROIT 27, DALLAS 24	Loss
9/15/85	DETROIT 26, DALLAS 21	Loss
9/14/86	DALLAS 31, DETROIT 7	Win
11/8/87	DETROIT 27, DALLAS 17	Loss
10/27/91	DETROIT 34, DALLAS 10	Loss
11/8/92	DALLAS 37, DETROIT 3	Win
1/6/02	DETROIT 15, DALLAS 10	Loss
11/3/02	DETROIT 9, DALLAS 7	Loss
10/19/03	DALLAS 38, DETROIT 7	Win
12/9/07	DALLAS 28, DETROIT 27	Win
10/27/13	DETROIT 31, DALLAS 30	Loss
11/17/19	DALLAS 27, DETROIT 35	Win

Houston Texans (1-2)

9/8/02	HOUSTON 19, DALLAS 10	Loss
9/26/10	DALLAS 27, HOUSTON 13	Win
10/7/18	HOUSTON 19, DALLAS 16 (OT)	Loss

Indianapolis Colts (2-3)

10/10/93	DALLAS 27, INDIANAPOLIS 3	Win
10/31/99	INDIANAPOLIS 34, DALLAS 24	Loss
11/17/02	INDIANAPOLIS 20, DALLAS 3	Loss
12/5/10	DALLAS 38, INDIANAPOLIS 35 (OT)	Win
12/16/18	INDIANAPOLIS 23, DALLAS 0	Loss

Minnesota Vikings (4-4)

1/3/83	MINNESOTA 31, DALLAS 27	Loss
10/2/83	DALLAS 37, MINNESOTA 24	Win
12/12/93	DALLAS 37, MINNESOTA 20	Win

Minnesota Vikings, cont.

9/17/95	DALLAS 23, MINNESOTA 17 (OT)	Win
11/8/99	MINNESOTA 27, DALLAS 17	Loss
9/12/04	MINNESOTA 35, DALLAS 17	Loss
10/17/10	MINNESOTA 24, DALLAS 21	Loss
12/1/16	DALLAS 17, MINNESOTA 15	Win

New Orleans Saints (3-4)

9/19/76	DALLAS 24, NEW ORLEANS 6	Win
10/3/88	NEW ORLEANS 20, DALLAS 17	Loss
9/10/89	NEW ORLEANS 28, DALLAS 0	Loss
12/19/94	DALLAS 24, NEW ORLEANS 16	Win
12/6/98	NEW ORLEANS 22, DALLAS 3	Loss
12/24/99	NEW ORLEANS 31, DALLAS 24	Loss
12/28/03	NEW ORLEANS 13, DALLAS 7	Loss
12/19/09	DALLAS 24, NEW ORLEANS 17	Win
11/10/13	NEW ORLEANS 49, DALLAS 17	Loss
10/4/15	NEW ORLEANS 26, DALLAS 20 (OT)	Loss
9/29/19	NEW ORLEANS 12, DALLAS 10	Loss

St. Louis Rams (2-1)

9/29/02	DALLAS 13, ST. LOUIS 10	Win
10/19/08	ST. LOUIS 34, DALLAS 14	Loss
9/21/14	DALLAS 34, ST. LOUIS 31	Win

Seattle Seahawks (2-0)

10/3/76	DALLAS 28, SEATTLE 13	Win
12/4/83	DALLAS 35, SEATTLE 10	Win

Houston Oilers/Tennessee Titans (3-1)

11/24/74	DALLAS 10, HOUSTON 0	Win
12/13/82	DALLAS 37, HOUSTON 7	Win
9/29/85	DALLAS 17, HOUSTON 10	Win
11/10/91	HOUSTON 26, DALLAS 23 (OT)	Loss

Postseason (2-3)

Super Bowl XII – New Orleans, Superdome

1/15/78	DALLAS 27, DENVER 10	Win
---------	----------------------	-----

NFC Divisional Playoffs

1/5/92	DETROIT 38, DALLAS 6	Loss
--------	----------------------	------

Super Bowl XXVIII – Atlanta, Georgia Dome

1/30/94	DALLAS 30, BUFFALO 13	Win
---------	-----------------------	-----

NFC Wild Card Game

1/9/00	MINNESOTA 27, DALLAS 10	Loss
--------	-------------------------	------

NFC Divisional Playoff Game

1/17/10	MINNESOTA 34, DALLAS 3	Loss
---------	------------------------	------

All-Time Preseason Record (135-145-2)

Arizona	1-4	Miami	7-3	Home	77-57-1	Pendleton	0-1
Atlanta	1-2	Minnesota	6-6-1	Away	40-64	Portland	1-3
Baltimore	0-1	New England	1-4	Neutral	17-19-0	Roanoke	0-1
Buffalo	1-2	New Orleans	4-3	Albuquerque	0-1	Sacramento	0-2
Carolina	1-0	New York Giants	1-1	Atlanta	0-1	San Antonio	1-2
Chicago	3-5	New York Jets	2-1	Bakersfield	1-0	Seattle	0-1
Cincinnati	2-1	Oakland	11-19	Birmingham	0-1	Shreveport	1-0
Cleveland	1-1	Philadelphia	0-0	Canton	3-3	Sioux Falls	1-0
College All-Stars	1-0	Pittsburgh	7-7	Chicago	1-0	Tulsa	2-0
Denver	7-8	San Diego	7-9	Cleveland	0-1		
Detroit	3-1-1	San Francisco	9-8	Honolulu	1-0	International	1-7-1
Green Bay	6-9	Seattle	2-4	Louisville	1-0	London	0-1-1
Houston	5-6	Tampa Bay	0-1	Memphis	1-0	Mexico City	1-2
Indianapolis	5-5	Tennessee	21-13	Minnesota	0-1	Monterrey	0-1
Jacksonville	3-2	Washington	0-0	New Orleans	1-1	Tokyo	0-2
Kansas City	5-4			Norman	1-0	Toronto	0-1
Los Angeles Rams	12-15			Orlando	1-0		

AT&T Stadium (49-40)

The Dallas Cowboys played their first game at AT&T Stadium on Sept. 20, 2009 against the N.Y. Giants. Dallas dropped the contest 31-33 but pulled off its first win at the new venue the next week with a 21-7 decision over the Carolina Panthers. Since opening the stadium, Dallas owns a 49-40 regular season record and a 3-1 postseason record at the stadium. With the stadium's retractable roof and end zone doors, Dallas has played indoors as well as outdoors in the stadium. Below is a look at how the club has fared in each of the stadium's configurations:

Fully Closed Stadium (33-25)

9/28/09	Dallas 21, Carolina 7	Win
10/25/09	Dallas 37, Atlanta 21	Win
1/3/10	Dallas 24, Philadelphia 0	Win
9/19/10	Chicago 27, Dallas 20	Loss
10/10/10	Tennessee 34, Dallas 27	Loss
10/31/10	Jacksonville 35, Dallas 17	Loss
11/21/10	Dallas 35, Detroit 19	Win
11/25/10	New Orleans 30, Dallas 27	Loss
12/12/10	Philadelphia 30, Dallas 27	Loss
10/2/11	Detroit 34, Dallas 30	Loss
10/23/11	Dallas 34, St. Louis 7	Win
11/6/11	Dallas 23, Seattle 13	Win
11/13/11	Dallas 44, Buffalo 7	Win
12/11/11	N.Y. Giants 37, Dallas 34	Loss
12/24/11	Philadelphia 20, Dallas 7	Loss
9/23/12	Dallas 16, Tampa Bay 10	Win
9/8/13	Dallas 36, N.Y. Giants 31	Win
9/22/13	Dallas 31, St. Louis 7	Win
10/13/13	Dallas 31, Washington 16	Win
11/28/13	Dallas 31, Oakland 24	Win
12/15/13	Green Bay 37, Dallas 36	Loss
12/29/13	Philadelphia 24, Dallas 22	Loss
9/7/14	San Francisco 28, Dallas 17	Loss
9/28/14	Dallas 38, New Orleans 17	Win
10/5/14	Dallas 20, Houston 17 (OT)	Win
10/27/14	Washington 20, Dallas 17 (OT)	Loss
11/27/14	Philadelphia 33, Dallas 10	Loss
12/14/14	Dallas 42, Indianapolis 7	Win
9/13/15	Dallas 27, N.Y. Giants 26	Win
9/27/15	Atlanta 39, DALLAS 28	Loss
10/11/15	New England 30, DALLAS 6	Loss
11/1/15	Seattle 13, DALLAS 12	Loss
11/26/15	Carolina 33, DALLAS 14	Loss
1/3/16	Washington 34, DALLAS 23	Loss

Fully Closed, cont.

9/11/16	New York 20, DALLAS 19	Loss
9/25/16	Dallas 31, Chicago 17	Win
11/20/16	Dallas 27, Baltimore 17	Win
11/24/16	Dallas 31, Washington 26	Win
12/18/16	Dallas 26, Tampa Bay 20	Win
12/26/16	Dallas 42, Detroit 21	Win
9/10/17	Dallas 19, N.Y. Giants 3	Win
10/1/17	LA Rams 35, Dallas, 30	Loss
10/8/17	Green Bay 35, Dallas 31	Loss
11/5/17	Dallas 28, Kansas City 17	Win
11/23/17	L.A. Chargers 28, Dallas 6	Loss
12/24/17	Seattle 21, Dallas 12	Loss
9/16/18	Dallas 20, N.Y. Giants 13	Win
9/30/18	Dallas 25, Detroit 24	Win
10/14/18	Dallas 40, Jacksonville 7	Win
11/22/18	Dallas 31, Washington 22	Win
12/9/18	Dallas 29, Philadelphia 23 (OT)	Win
12/23/18	Dallas 27, Tampa Bay 20	Win
9/8/19	Dallas 31, N.Y. Giants 17	Win
9/22/19	Dallas 31, Miami 6	Win
10/6/19	Green Bay 34, Dallas 24	Loss
10/20/19	Dallas 37, Philadelphia 10	Win
11/28/19	Buffalo 26, Dallas 15	Loss
12/29/19	Dallas 47, Washington 16	Win

Fully Open, cont.

12/2/12	Dallas 38, Philadelphia 33	Win
12/16/12	Dallas 27, Pittsburgh 24 (OT)	Win
12/23/12	New Orleans 34, Dallas 31 (OT)	Loss
11/3/13	Dallas 27, Minnesota 23	Win
10/30/16	Dallas 29, Philadelphia 23 (OT)	Win
11/30/17	Dallas 38, Washington 14	Win
11/5/18	Tennessee 28, Dallas 14	Loss
11/29/18	Dallas 13, New Orleans 10	Win

Roof Open, Doors Closed (2-5)

12/19/10	Dallas 33, Washington 30	Win
9/26/11	Dallas 18, Washington 16	Win
11/2/14	Arizona 28, Dallas 17	Loss
11/11/15	Philadelphia 33, Dallas 27 (OT)	Loss
12/19/15	N.Y. Jets 19, Dallas 16	Loss
11/19/17	Philadelphia 37, Dallas 9	Loss
11/10/19	Minnesota 28, Dallas 24	Loss

Doors Open, Roof Closed (6-1)

11/1/09	Dallas 37, Seattle 17	Win
11/24/11	Dallas 20, Miami 19	Win
11/22/09	Dallas 7, Washington 6	Win
10/6/13	Denver 51, Dallas 48	Loss
10/19/14	Dallas 31, N.Y. Giants 21	Win
10/9/16	Dallas 28, Cincinnati 14	Win
12/15/19	Dallas 44, LA Rams 21	Win

Postseason (3-1)

Fully Closed Stadium (3-1)

1/9/10	Dallas 34, Philadelphia 14	Win
1/4/15	Dallas 24, Detroit 20	Win
1/15/17	Green Bay 34, Dallas 31	Loss
1/5/19	Dallas 24, Seattle 22	Win

COWBOYS OVERTIME GAMES

The Cowboys have played in 40 regular season overtime games with a record of 22-18 since the NFL adopted the extra session in 1974.

	Score by Quarters					Total	Winning Score
	1	2	3	4	OT		
Sept. 28, 1975 at Texas Stadium	1	2	3	4	OT	—	31
*St. Louis	0	3	14	14	0	—	37
DALLAS	0	7	21	3	6	—	37
DuPree 3 pass from Staubach at 7:07							
<i>Nov. 2, 1975 at RFK Stadium</i>							
*Dallas	0	17	0	7	0	—	24
WASHINGTON	3	7	7	7	6	—	30
Kilmer 1 run at 8:26							
<i>Sept. 18, 1977 at Metropolitan Stadium</i>							
Dallas	0	3	0	7	6	—	16
*MINNESOTA	7	0	0	3	0	—	10
Staubach 4 run at 8:46							
<i>Oct. 15, 1978 at Busch Stadium</i>							
*Dallas	0	7	14	0	3	—	24
ST. LOUIS	7	7	0	7	0	—	21
FG Septien 47 at 11:32							
<i>Dec. 19, 1981 at Giants Stadium</i>							
*Dallas	0	0	0	10	0	—	10
N.Y. GIANTS	0	0	7	3	3	—	13
FG Danelo 35 at 8:41							
<i>Oct. 9, 1983 at Texas Stadium</i>							
Tampa Bay	10	0	7	7	0	—	24
*DALLAS	7	7	3	7	3	—	27
FG Septien 42 at 10:22							
<i>Oct. 21, 1984 at Texas Stadium</i>							
New Orleans	0	17	10	0	0	—	27
*DALLAS	3	0	3	21	3	—	30
FG Septien 41 at 11:18							
<i>Nov. 15, 1987 at Sullivan Stadium</i>							
*Dallas	7	7	0	3	6	—	23
NEW ENGLAND	0	7	0	10	0	—	17
Walker 60 run at 13:10							
<i>Nov. 26, 1987 at Texas Stadium</i>							
*Minnesota	14	7	7	10	6	—	44
DALLAS	0	14	10	14	0	—	38
Nelson 24 run at 7:09							
<i>Nov. 10, 1991 at The Astrodome</i>							
Dallas	10	3	3	7	0	—	23
*HOUSTON	0	10	3	10	3	—	26
FG Del Greco 23 at 0:29							

COWBOYS OVERTIME GAMES, cont.

STAFF
PLAYERS
2019 SEASON
RECORDS
PLAYOFF RECORDS
OVERTIME GAMES
SIDELINES

	Score by Quarters					Total	Winning Score
	1	2	3	4	OT		
<i>Jan. 2, 1994 at Giants Stadium</i>	1	2	3	4	—		
Dallas	3	10	0	0	3	16	FG Murray 41 at 4:16
*N. Y. GIANTS	0	0	10	3	0	13	
<i>Sept. 19, 1994 at Texas Stadium</i>							
*Detroit	3	7	7	0	3	20	FG Hanson 44 at 0:27
DALLAS	7	0	3	7	0	17	
<i>Sept. 17, 1995 at Hubert H. Humphrey Metrodome</i>							
*Dallas	6	3	0	8	6	23	Smith 31 run at 12:34
*MINNESOTA	3	7	0	7	0	17	
<i>Nov. 10, 1996 at 3Com Park</i>							
*Dallas	0	7	0	10	3	20	FG Boniol 29 at 8:43
SAN FRANCISCO	10	0	0	7	0	17	
<i>Sept. 7, 1997 at Sun Devil Stadium</i>							
*Dallas	6	13	3	0	0	22	
ARIZONA	0	7	7	8	3	25	FG Butler 20 at 6:30
<i>Sept. 12, 1999 at Redskins Stadium</i>							
Dallas	7	7	0	21	6	41	Ismail 76 pass from Aikman at 10:51
*WASHINGTON	3	10	22	0	0	35	
<i>Oct. 1, 2000 at Ericsson Stadium</i>							
*Dallas	0	10	3	0	3	16	FG Seder 24 at 11:08
CAROLINA	0	10	0	3	0	13	
<i>Oct. 29, 2000 at Texas Stadium</i>							
*Jacksonville	0	17	0	0	6	23	Whitted 37 pass from Brunell at 11:16
DALLAS	7	0	3	7	0	17	
<i>Nov. 5, 2000 at Veterans Stadium</i>							
Dallas	0	7	3	3	0	13	
*PHILADELPHIA	0	0	0	13	3	16	FG Akers 32 at 7:05
<i>Nov. 4, 2001 at Giants Stadium</i>							
*Dallas	10	14	0	0	0	24	
N. Y. GIANTS	0	7	7	10	3	27	FG Anderson 42 at 7:55
<i>Oct. 20, 2002 at Sun Devil Stadium</i>							
*Dallas	0	0	6	0	0	6	
ARIZONA	3	3	0	0	3	9	FG Gramatica 40 at 3:10
<i>Sept. 15, 2003 at Giants Stadium</i>							
*Dallas	7	13	6	6	3	35	FG Cundiff 25 at 5:56
N. Y. GIANTS	7	0	7	18	0	32	
<i>Oct. 16, 2005 at Texas Stadium</i>							
N. Y. Giants	3	3	0	7	0	13	
*DALLAS	0	7	0	6	3	16	FG Cortez 45 at 11:13
<i>Nov. 24, 2005 at Texas Stadium</i>							
*Denver	7	7	7	0	3	24	FG Elam 24 at 13:39
DALLAS	7	7	0	7	0	21	
<i>Oct. 12, 2008 at University of Phoenix Stadium</i>							
Dallas	0	7	7	10	0	24	
ARIZONA	7	0	7	10	6	30	Beisel 3 blocked punt return at 14:00
<i>Oct. 11, 2009 at Arrowhead Stadium</i>							
Dallas	0	3	7	10	6	26	Austin 60 pass from Romo at 8:22
*KANSAS CITY	0	10	3	7	0	20	
<i>Dec. 5, 2010 at Lucas Oil Stadium</i>							
Dallas	10	7	10	8	3	38	FG Buehler 38 at 7:55
*INDIANAPOLIS	0	7	7	21	0	35	
<i>Sept. 18, 2011 at Candlestick Park</i>							
Dallas	0	7	7	10	3	27	FG Bailey 19 at 12:07
*SAN FRANCISCO	0	14	7	3	0	24	
<i>Nov. 20, 2011 at FedEx Field</i>							
Dallas	7	3	0	14	3	27	FG Bailey 39 at 5:39
*WASHINGTON	0	14	3	7	0	24	
<i>Dec. 4, 2011 at University of Phoenix Stadium</i>							
Dallas	0	10	3	0	0	13	
*ARIZONA	3	0	3	7	6	19	Stephens-Howling 56 pass from Kolb at 11:43
<i>Nov. 18, 2012 at AT&T Stadium</i>							
Cleveland	7	6	0	7	0	20	
*DALLAS	0	0	3	17	3	23	FG Bailey 38 at 6:07
<i>Dec. 16, 2012 at AT&T Stadium</i>							
*Pittsburgh	0	10	7	7	0	24	
DALLAS	3	7	7	7	3	27	FG Bailey 21 at 13:36
<i>Dec. 23, 2012 at AT&T Stadium</i>							
New Orleans	7	10	7	7	3	34	FG Hartley 20 at 10:33
*DALLAS	0	14	3	14	0	31	

COWBOYS OVERTIME GAMES, cont.

<i>Oct. 5, 2014 at AT&T Stadium</i>									
*Houston	0	0	7	10	0	—	17		
DALLAS	0	3	7	7	3	—	20	FG Bailey 49 at 5:10	
<i>Oct. 27, 2014 at AT&T Stadium</i>									
*Washington	3	0	7	7	3	—	20	FG Forbath 40 at 5:17	
DALLAS	0	7	3	7	0	—	17		
<i>Oct. 4, 2015 at Mercedes-Benz Superdome</i>	1	2	3	4	OT	—	Total	Winning Score	
Dallas	3	7	3	7	0	—	20		
*NEW ORLEANS	7	0	6	7	6	—	26	Spiller 80 pass from Brees at 14:47	
<i>Nov. 8, 2015 at AT&T Stadium</i>									
*Philadelphia	0	7	7	13	6	—	33	Matthews 41 pass from Bradford at 10:59	
DALLAS	7	0	7	13	0	—	27		
<i>Oct. 30, 2016 at AT&T Stadium</i>									
Philadelphia	3	10	7	3	0	—	23		
*DALLAS	7	3	3	10	6	—	29	Witten 5 pass from Prescott at 7:48	
<i>Oct. 7, 2018 at NRG Stadium</i>									
*Dallas	6	0	7	3	0	—	16		
HOUSTON	0	10	3	3	3	—	19	FG Fairbairn 36 at 1:50	
<i>Dec. 9, 2018 at AT&T Stadium</i>									
Philadelphia	0	0	6	17	0	—	23		
*DALLAS	3	3	3	14	6	—	29	Cooper 15 pass from Prescott at 1:55	

*Won toss to begin overtime
Bold indicates Dallas win



Amari Cooper catches a 15-yard pass from Dak Prescott to give Dallas the 29-23 overtime win over the Philadelphia Eagles on Dec. 9, 2018 at AT&T Stadium.

STAFF
PLAYERS
2019 SEASON
RECORDS
PLAYOFF RECORDS
OVERTIME GAMES
SIDELINES

Cowboys in the Hall of Fame

Nineteen members of the Pro Football Hall of Fame in Canton, Ohio, have been elected based on their accomplishments with the Cowboys – Bob Lilly in 1980, Roger Staubach in 1985, Tom Landry in 1990, Tex Schramm in 1991, Tony Dorsett and Randy White in 1994, Mel Renfro in 1996, Troy Aikman and Rayfield Wright in 2006, Michael Irvin in 2007, Bob Hayes in 2009, Emmitt Smith in 2010, Deion Sanders in 2011, Larry Allen in 2013, Charles Haley in 2015, Jerry Jones in 2017, Gil Brandt in 2019 and Jimmy Johnson and Cliff Harris in 2020. In addition, eight others with ties to the Cowboys have also been enshrined in Canton: Herb Adderley (1980), Lance Alworth (1978), Mike Ditka (1988), Forrest Gregg (1977), Tommy McDonald (1998), Terrell Owens (2018), Bill Parcells (2013) and Jackie Smith (1994).



8

★ TROY AIKMAN ★ Quarterback, 1989-2000 INDUCTED – 2006

In 12 NFL seasons, Troy Aikman became one of the game's great quarterbacks. As just the third player in NFL history to lead a team to three Super Bowl victories, Aikman rewrote virtually every passing record in Cowboys history. He closed his career with 94 regular season wins, including 90 in the decade of the 1990s – making him the winningest starting quarterback of any decade in NFL history to that point (Joe Montana held the record with 86 wins in the 1980s).

Along with that mark, Aikman held or was tied for 47 Dallas passing records, including the club's career records for attempts (4,715), completions (2,898), passing yards (32,942), touchdowns (165) and completion percentage (61.5% – third best in NFL history at the time of his retirement). He also posted a touch-down 13 regular season 300-yard passing games during his career.

Along the way to these marks, Aikman guided Dallas from the cellar of 1-15 in 1989 to six NFC East titles (1992-96 and 1998), four NFC Championship Games (1992-95) and three Super Bowl titles (XXVII, XXVIII and XXX). He was one of the game's most accurate passers, completing at least 60 percent of his passes in 98-of-165 career games. In the postseason, he reached the 60% completion mark in 12-of-16 games. He completed 70 percent or more of his passes 42 times in his career, with Dallas posting a 37.5 record in those games, and he produced the top six single-season completion percentages in club history.

With his passing accuracy, Aikman was able to establish a club-record with a career interception rate of 2.99% (now held by Tony Romo - 2.7%). Although not known for his fleet feet, Aikman successfully ran for a first down 49-of-72 times on third or fourth down during career. That ability to avoid the sack also allowed him to post the highest career pass attempts per sack ratio (19.2) in team history. Despite winning just one of his first 15 NFL starts, Aikman went on to start a club-record 180 games (165 regular season) at quarterback and post a 105-75 (.583) record, which includes an impeccable 11-4 mark in the postseason – 3-0 in the Super Bowl.

For his career, Aikman led the Cowboys from behind 16 times in the fourth quarter, including six times in the final 2:00. Another six times, he led the team to wins after the score was tied in the fourth quarter. Five of his game-winning drives came in overtime.

In the postseason Aikman truly shined. His four 300-yard passing days were the third best total in NFL history, and he holds the club records for postseason pass attempts (502), completions (320), yards (3,849), and completion percentage (63.7%). In addition, Aikman's 23 career postseason passing touchdowns was just one shy of Staubach's club record of 24.

The first overall choice in the 1989 draft out of UCLA, Aikman completed 64.8 percent of his passes for 5,298 yards and 41 touchdowns while throwing only 17 interceptions in two seasons as the starter. He finished his career as the third rated passer in NCAA history. The All-America led the Bruins to a 20-4 record, including wins in the 1987 Aloha Bowl and the 1989 Cotton Bowl. He transferred to UCLA - where he received his degree in sociology in June, 2009 - after two seasons at Oklahoma (1984-85).

Aikman was born Nov. 21, 1966 in West Covina, Cal.

AIKMAN'S ACCOMPLISHMENTS:

- ★ 6-Time Pro Bowl selection
- ★ MVP of Super Bowl XXVII
- ★ Super Bowl XXVII, XXVIII and XXX titles
- ★ 3 NFC Titles
- ★ 6 NFC East Titles
- ★ 1997 NFL Man of the Year
- ★ Held or tied for 47 club passing records
- ★ UCLA Hall of Fame

AIKMAN'S CAREER PASSING TOTALS

Year Team	Starting Record	Att	Com	Comp %	Yards	TD	Int	Long	Sacks/Yards	Rating
1989 Dallas	0-11	293	155	52.9	1,749	9	18	75f	19/155	55.7
1990 Dallas	7-8	399	226	56.6	2,579	11	18	61f	39/288	66.6
1991 Dallas	7-5	363	237	65.3	2,754	11	10	61	32/224	86.7
1992 Dallas	13-3	473	302	63.8	3,445	23	14	87f	23/112	89.5
1993 Dallas	11-3	392	271	69.1	3,100	15	6	80f	26/153	99.0
1994 Dallas	10-4	361	233	64.5	2,676	13	12	90	14/59	84.9
1995 Dallas	12-4	432	280	64.8	3,304	16	7	50	14/89	93.6
1996 Dallas	10-5	465	296	63.7	3,126	12	13	61	18/120	80.1
1997 Dallas	6-10	518	292	56.4	3,282	19	12	64f	33/269	78.0
1998 Dallas	7-4	315	187	59.4	2,330	12	5	67f	9/58	88.5
1999 Dallas	7-7	442	263	59.5	2,964	17	12	90f	19/130	81.1
2000 Dallas	4-7	262	156	59.5	1,632	7	14	48	13/91	64.3
Totals	94-71	4,715	2,898	61.5	32,942	165	141	90f	259/1,748	81.6

Playoffs

1991 Dallas	0-1	16	11	68.8	114	0	1	25	3/26	63.0
1992 Dallas	3-0	89	61	68.5	795	8	0	70	7/43	126.4
1993 Dallas	3-0	82	61	74.4	686	5	3	35	7/28	104.0
1994 Dallas	1-1	83	53	63.9	717	4	4	94f	5/35	87.3
1995 Dallas	3-0	80	53	66.3	717	4	1	47	4/25	106.1
1996 Dallas	1-1	65	37	56.9	343	1	4	23	3/26	51.0
1998 Dallas	0-1	49	22	44.9	191	1	3	19	4/27	37.0
1999 Dallas	0-1	38	22	57.9	286	0	1	45	1/8	70.7
Totals	11-5	502	320	63.7	3,849	23	17	94f	34/218	88.3



73 ★ LARRY ALLEN ★

Guard/Tackle, 1994-2005

INDUCTED – 2013

As a member of the NFL's All-Decade team for the 1990s and 2000s, Larry Allen was widely recognized as one of the NFL's premier offensive linemen, and he established himself as one of the most decorated offensive players in Dallas Cowboys and NFL history.

In 14 NFL seasons since being drafted in the second round out of Sonoma State, Allen was named to more Pro Bowls (10) than any other offensive lineman in Cowboys history. He also earned another Pro Bowl berth in 2006 while finishing his career with the San Francisco 49ers, bringing his Pro Bowl total to 11 selections. He was also named All-Pro seven times, six times at guard (1995-97, 1999-01) and once at tackle (1998). With his Pro Bowl selection at tackle in 1998, he became just the third player in league history to be selected to the Pro Bowl at more than one offensive line position during his career, joining Bruce Matthews (guard/center) and Chris Hinton (guard/tackle).

An ankle injury in the second week of the 2002 season limited Allen to five games and snapped his seven-year string of trips to the Pro Bowl, the fourth-longest streak in club history and the standard for Pro Bowl selections by a Dallas offensive lineman. Allen fully recovered from his injury and earned his eighth Pro Bowl selection in 2003, tying Emmitt Smith as the only Dallas offensive player to be selected to eight Pro Bowls. In 2004, he earned his ninth trip to Hawaii. Allen is tied with Mel Renfro and Jason Witten (10) for the second-most Pro Bowl selections by a Cowboy, with those players trailing Bob Lilly (11).

He played all but one position along the offensive line in his 12 seasons in Dallas, moving between right tackle (1994), right guard (1995-97), left tackle (1997-98) and left guard (1999-03). During his illustrious career in Dallas, Allen was a member of an offensive unit that posted the four lowest sacks allowed totals in club history with 18 in 1995, 19 in 1996 and 1998, and 20 in 1994. He also played a very important part in Smith's race toward the all-time NFL rushing mark, having blocked for eight of Smith's 11 1,000-yard rushing seasons. Smith gained 11,463 of his 17,162 career yards with Dallas after Allen joined the Cowboys in 1994 and was a pivotal member of the Super Bowl XXX Champion team in 1995.

With a career-best bench press of 700 pounds and a squat lift of 900 pounds, Allen is also considered to be the strongest man to ever play professional football. After missing most of 2002 with a sprained left ankle that required surgery to remove bone spurs, Allen went on to start 48 straight games before signing and playing for two seasons (2006-07) with San Francisco where he started the final 27 games of his career. Allen started 197-of-203 career games played.

ALLEN'S ACCOMPLISHMENTS:

- ★ 11-time Pro Bowl selection
- ★ 7-time All Pro
- ★ Super Bowl XXX title
- ★ 2 NFC Championships
- ★ 4 Division Titles
- ★ 1990s and 2000s member of NFL's All-Decade Teams
- ★ Blocked for eight of Emmitt Smith's 11 1,000-yard seasons



Larry Allen became the second Cowboys offensive lineman selected to both the Pro Football Hall of Fame and the Ring of Honor at AT&T Stadium. He joined Rayfield Wright as the only two.



★ GIL BRANDT ★
Vice President of Player Personnel, 1960-88
INDUCTED – 2019

From the inception of the Dallas Cowboys in 1960, to 13 division titles, two Super Bowl titles and 20 consecutive winning seasons, Gil Brandt was behind the scenes as the man responsible for finding the next Cowboys cornerstone player. Throughout his tenure with the Dallas Cowboys, Brandt oversaw the acquisition of 15 of the 19 players who are currently in the Ring of Honor - including two undrafted free agents in Cliff Harris and Drew Pearson, a pair of seventh round selections in Rayfield Wright and Bob Hayes, and a 10th round draft choice by the name of Roger Staubach. From that group, nine men also earned induction into the Pro Football Hall of Fame.


In 30 years with the Cowboys, Brandt distinguished himself at the top of his profession - as an innovator - and someone who set the standard for excellence in the area of player personnel. Whether it be introducing computers and technology into the player evaluation process, negotiating contracts, or inviting 80 undrafted rookie free agents to training camp every year, Brandt brought new and creative philosophies to player acquisition that were copied by many teams in the NFL - and are still being used today.

Brandt was the first person to introduce computers to scouting. He worked with IBM to build a scoring system that assigned a numerical value to players, giving the Cowboys a more efficient way of evaluating talent. These numerical grades were then stored in punch cards and were input into the IBM mainframe so the Cowboys could average the scores of many scouting reports for a particular player and then assign players ranks. This system helped identify high-value players in the lower rounds of the NFL Draft, such as running back Herschel Walker in the fifth round of the 1985 draft and defensive tackle Chad Hennings in the 11th round of the 1988 draft. Brandt was also able mine NFL talent from unusual places, such as the basketball court or the track and field complex, discovering players like four-time All-Pro cornerback Cornell Green and Pro Football Hall of Fame wide receiver Bob Hayes. Brandt helped field the team that came to win two Super Bowls under Tom Landry by combining these technological advances in scouting and developing the Cowboys system based heavily on numbers and statistics.

In the 30 years that have passed since 1989, Brandt has become one of the greatest ambassadors for not only the Cowboys, but for the entire National Football League. Each year, he works at the NFL Combine, the Super Bowl, the NFL Draft, and at the Pro Football Hall of Fame induction, handling a wide variety of duties. In all, Brandt has been involved with professional football for 60 years, a remarkable achievement that he continues to this day. He is credited with helping to create the NFL Scouting Combine, and he is solely responsible for overseeing player invitations to the NFL draft.

BRANDT'S ACCOMPLISHMENTS:

- ★ 20 Consecutive Winning Seasons (1966-85)
- ★ 13 Divisional Titles
- ★ Super Bowl VI and XII Titles
- ★ Helped Create the NFL Scouting Combine
- ★ Modernized Scouting Methods Using Technology
- ★ Drafted Nine Hall of Fame Players





33 ★ TONY DORSETT ★

Running Back, 1977-87

INDUCTED – 1994

Tony Dorsett arrived in Dallas in 1977 via a draft-day deal the Cowboys swung with the Seattle Seahawks for the sole intention of selecting the Heisman Trophy winner from the University of Pittsburgh. Then Cowboys president and General Manager Tex Schramm paid what seemed like a bundle for the right to draft Dorsett: one first-round, and three second-round choices. Following an 11-year career in Dallas, he indeed proved to be a steal of a deal for an eventual Pro Football Hall of Fame player.

The Dorsett deal paid dividends in his very first year with the Cowboys, the four-time All-American picked up where he left off in college, rushing for 1,007 yards to earn NFL Offensive Rookie of the Year honors and at the time, set the rushing bar for rookie running backs in Dallas.

"A lot of the people said I wouldn't last in this league," Dorsett said in 1987. "I was the skinny little kid from Aliquippa, Pa., who wasn't supposed to make it."

Dorsett did make it, in fact he became one of the greatest running backs in NFL history. On Sept. 26, 1988 while playing his final NFL season with the Denver Broncos, Dorsett moved into second place on the NFL all-time rushing list with 12,306 rushing yards, and eventually finished his career with 12,739 yards. At the time, Dorsett trailed only Walter Payton when he retired after suffering a knee injury the following summer, but now ranks ninth behind Emmitt Smith, Payton, Barry Sanders, Curtis Martin, Frank Gore, LaDainian Tomlinson, Jerome Bettis and Eric Dickerson.

By the time Dorsett completed his 12-year career, he had collected a victory in Super Bowl XII, four Pro Bowl selections, one All-Pro honor and three All-NFC selections.

One of the most notable moments of Dorsett's career came on Jan. 2, 1983, before a Monday Night Football television audience playing against the Minnesota Vikings. Dorsett received a handoff from quarterback Danny White and proceeded to run 99-yards for a touchdown, thus recording an unbreakable NFL record. Dorsett's greatest season came in 1981 when he rushed for 1,646 yards, a franchise record at the time, a total that now ranks fourth all-time.

"When he came to us, we hadn't had a strong running attack for about three years," Hall of Fame quarterback Roger Staubach once said. "Tony Dorsett is one of the greatest backs in NFL history."

Dorsett was the Heisman Trophy winner in 1976 and was the first Pitt football player to have his jersey retired. Dorsett left Pitt as a four-time All-American and four-time 1,000-yard rusher. His final collegiate highlight was a 27-3 victory over Georgia in the Sugar Bowl to claim the national title.

In 1994 Dorsett became the ninth Cowboys player inducted into the Ring of Honor, and that same year he was inducted into the Pro Football Hall of Fame.

He was born April 7, 1954, in Rochester, Pa.

DORSETT'S ACCOMPLISHMENTS:

- ★ 4-Time Pro Bowl selection
- ★ 1-Time All-Pro
- ★ NFL Offensive Rookie of the Year
- ★ 3 All-NFC selections
- ★ Super Bowl XII Title
- ★ NFL Record 99-yard TD Run (Jan. 3, 1983 at Minnesota)
- ★ 8th All-Time NFL Career Rushing (12,739)
- ★ 1976 Heisman Trophy (University of Pittsburgh)

DORSETT'S CAREER TOTALS

Year Team	GP	Att	RUSHING				RECEIVING				
			Yds	Avg	Long	TD	Rec	Yds	Avg	Long	TD
1977 Dallas	14	208	1,007	4.8	84t	12	29	273	9.4	23	1
1978 Dallas	16	290	1,325	4.6	63	7	37	378	10.2	91t	2
1979 Dallas	14	250	1,107	4.4	41	6	45	375	8.3	32	1
1980 Dallas	15	278	1,185	4.3	56	11	34	263	7.7	27	0
1981 Dallas	16	342	1,646	4.8	75t	4	32	325	10.2	73t	2
1982 Dallas	9	177	745	4.2	99t	5	24	179	7.5	18	0
1983 Dallas	16	289	1,321	4.6	77	8	40	287	7.2	24	1
1984 Dallas	16	302	1,189	3.9	31t	6	51	459	9.0	68t	1
1985 Dallas	16	305	1,307	4.3	60t	7	46	449	9.8	56t	3
1986 Dallas	13	184	748	4.1	33	5	25	267	10.7	30t	1
1987 Dallas	12	130	456	3.5	24	1	19	177	9.3	33	1
1988 Denver	16	181	703	3.9	26	5	16	122	7.6	16	0
Totals	173	2,936	12,739	4.3	99t	77	398	3,554	8.9	91t	13



94 ★ CHARLES HALEY ★

Defensive End, 1992-1996

INDUCTED – 2015

One of the most gifted pass rushers in his time in the NFL, Charles Haley left Dallas as the only player in league history to collect five Super Bowl rings. A mainstay on the Cowboys defensive line since arriving in Dallas via a trade with San Francisco in 1992, Haley earned his final ring in a 27-17 win over Pittsburgh in Super Bowl XXX. As a starter on Super Bowl contenders from his first day in the league, Haley played on 11 playoff teams in his 12 years in the league. Haley joined the San Francisco 49ers in 1986 as the team's fourth round draft pick and developed into one of the NFL's most devastating pass rushers during a career split between the 49ers and Dallas.

Haley was a member of two 49ers championship teams (Super Bowls XXIII and XXIV) before his trade to Dallas. He earned three more Super Bowl rings during his first four seasons with the Cowboys.

Haley began his NFL career at linebacker and led San Francisco in sacks in each of his first six seasons. He recorded four double-digit sack totals with the 49ers, including 12 sacks as a rookie and a career-high and NFC-leading 16 sacks in 1990. He was moved to defensive end after his trade to Dallas and continued to excel at pressuring the quarterback. He added two more double-digit sack seasons in 1994 and 1995. Haley then suffered a serious back injury in 1996 that limited him to just five games. He retired after undergoing surgery. However, after a two-year hiatus, Haley re-signed with the 49ers as a backup defensive end for two playoff games in 1998. He came back to play one final season in 1999 and added three sacks to his career total.

When he walked away for the final time, Haley had amassed 100.5 sacks during his 169-game career. He was twice named NFC Defensive Player of the Year (1990 and 1994), voted to five Pro Bowls and named All-Pro two times, once as a linebacker and once as a defensive end. He played in six NFC championship games over a seven-season period. He started at left outside linebacker for the 49ers in the 1988, 1989, and 1990 games and at right defensive end for the Cowboys in the conference championships in 1992, 1993, and 1994. He was inactive for the Cowboys victory in the 1995 NFC Championship Game.


Haley was a member of 10 division championship teams during his 12-season NFL career. His final season marked the only year he played on a team with a losing record. Prior to that, the fewest number of wins in a season any 49ers and Cowboys team recorded with Haley on the roster was 10.

HALEY'S ACCOMPLISHMENTS:

- ★ Super Bowl XIII, XXIV, XXVII, XXVIII and XXX titles
- ★ 5-time Pro Bowl selection
- ★ 2-time All Pro
- ★ 19th player in NFL history to top 100 career sacks
- ★ 2-time NFC Defensive Player of the Year (1990 and 1994)

HALEY'S CAREER TOTALS

Year Team	GP-GS	DEFENSE										INTERCEPTIONS					FUMBLES REC				
		ST	AT	TT	Sks	Ls	Prs	PBU	FF	No	Yds	Avg	Lg	TD	No	Yds	Avg	Lg	TD		
1986 San Francisco	16-1	49	10	--	59	12.0	--	--	3	4	1	8	8.0	8	0	1	0	0.0	0	0	
1987 San Francisco	12-2	21	4	--	25	6.5	--	--	3	1	0	0	0.0	0	0	0	0.0	0	0		
1988 San Francisco	16-14	50	19	--	69	11.5	--	--	4	1	0	0	0.0	0	0	2	0	0.0	0	0	
1989 San Francisco	16-16	43	14	--	57	10.5	--	--	6	3	0	0	0.0	0	0	1	3	3.0	3t	1	
1990 San Francisco	16-16	52	6	--	58	16.0	--	--	9	3	0	0	0.0	0	0	1	0	0.0	0	0	
1991 San Francisco	14-14	46	7	--	53	7.0	--	--	6	2	0	0	0.0	0	0	1	3	3.0	3	0	
1992 Dallas	15-13	21	18	--	39	6.0	2(-3)	42	2	2	0	0	0.0	0	0	0	0	0.0	0	0	
1993 Dallas	14-11	30	11	--	41	4.0	6(-17)	28	2	3	0	0	0.0	0	0	1	0	0.0	0	0	
1994 Dallas	16-16	49	19	--	68	12.5	9(-22)	52	2	3	1	1	1.0	1	0	0	0	0.0	0	0	
1995 Dallas	13-11	30	5	--	35	10.5	1(-3)	33	1	2	0	0	0.0	0	0	0	0	0.0	0	0	
1996 Dallas	5-5	7	0	--	7	1.0	2(-6)	5	0	1	0	0	0.0	0	0	0	0	0.0	0	0	
1998 San Francisco	0-0	0	0	--	0	0.0	--	--	0	0	0	0	0.0	0	0	0	0	0.0	0	0	
1999 San Francisco	16-0	7	1	--	8	3.0	--	--	3	0	0	0	0.0	0	0	0	0	0.0	0	0	
Totals	169-119	405	114	--	519	100.5	20(-51)	160	41	25	2	9	4.5	8	0	7	6	0.6	3t	1	



43 ★ CLIFF HARRIS ★

Safety, 1970-79

INDUCTED - 2020

Arriving in Dallas in 1970 as an undrafted free agent from tiny Ouachita Baptist in Arkansas, Cliff Harris went on to crack the starting lineup as a rookie, before missing time to military service. Harris then started the next nine consecutive years and earned six consecutive Pro Bowls and four straight All-NFL teams.

A key member of two Super Bowl winning teams, and teams that earned three more trips to Super Bowls in the 70s, Harris was at his best in the postseason, finishing his career with six interceptions in 21 playoff games and earned a spot on the 1970s NFL all-decade team.

Harris, who earned the nickname "Captain Crash" by his teammates for his punishing hits and reckless pursuit of ball carriers, finished his 10-year Cowboys career with 29 interceptions and 16 fumble recoveries - tied for second in team history. Harris also guided the defense to a top-10 finish in each of his 10 seasons with Dallas, including the best defense in the league in 1977. When he retired, his 29 interceptions ranked fifth on the team's all-time interceptions list.

Early in his career, Harris saw time returning kickoffs and punts, averaging a career-best 28.4 yards-per-kickoff return in 1971. Over the five years in which he saw time as a returner (1970-74), he took back 63 kickoffs for 1,622 yards (25.7) and 66 punts for 418 yards (6.3) with 29 fair catches.

He led or tied for the team lead in interceptions three times (1974, 1977, 1979), kickoff returns twice (1971-72) and punt returns (1971-72), and his six postseason interceptions rank third in Cowboys history.

Upon retiring, Harris' name popped up on a few league records - tied for the most Super Bowl games by an individual (five), most postseason fumble recoveries (four) and tied for the most postseason games (21).

Harris was also inducted into the NAIA Hall of Fame in Kansas City in 1978.

HARRIS' ACCOMPLISHMENTS:

- ★ 6-Time Pro Bowl selection
- ★ 4 All-NFL Teams
- ★ Super Bowl VI and XII titles
- ★ 5 Super Bowl appearances
- ★ 7 NFC East titles
- ★ 7 NFC Championship Games
- ★ 1970s All-Decade Team
- ★ 22.1 yards-per-kickoff return, club playoff record
- ★ 4 postseason fumble recoveries, club playoff record
- ★ Tied for second in club history with 16 fumble recoveries

HARRIS' CAREER TOTALS

Year Team	GP-GS	INTERCEPTIONS					DEFENSE FUMBLES REC					KICKOFF RETURNS					PUNT RETURNS						
		No	Yds	Avg	Lg	TD	No	Yds	Avg	Lg	TD	No	Yds	Avg	Lg	TD	No	Yds	Avg	FC	Lg	TD	
1970 Dallas.....	11-5	2	66	33.0	60	0	3	31	10.3	31	0	1	22	22.0	22	0	0	0	0.0	0	0	0	0
1971 Dallas.....	14-11	2	0	0.0	0	0	3	-6	-2.0	-6	0	29	823	28.4	77	0	17	129	7.6	8	35	0	
1972 Dallas.....	14-14	3	40	13.3	23	0	2	13	6.5	13	0	26	615	23.7	44	0	19	78	4.1	16	21	0	
1973 Dallas.....	14-14	2	9	4.5	5	0	0	0	0.0	0	0	6	148	24.7	33	0	3	20	6.7	3	12	0	
1974 Dallas.....	14-14	3	8	2.7	8	0	2	36	18.0	19	0	1	14	14.0	14	0	26	193	7.4	2	19	0	
1975 Dallas.....	14-14	3	58	19.3	27	1	2	0	0.0	0	0	0	0	0.0	0	0	0	0.0	0	0	0	0	
1976 Dallas.....	14-12	3	32	10.7	29	0	0	0	0.0	0	0	0	0	0.0	0	0	0	0.0	0	0	0	0	
1977 Dallas.....	14-14	5	7	1.4	7	0	0	0	0.0	0	0	0	0	0.0	0	0	1	-2	-2.0	0	-2	0	
1978 Dallas.....	16-16	4	26	6.5	23	0	2	17	8.5	17	0	0	0	0.0	0	0	0	0.0	0	0	0	0	
1979 Dallas.....	16-16	2	35	17.5	20	0	2	0	0.0	0	0	0	0	0.0	0	0	0	0.0	0	0	0	0	
Totals	141-130	29	281	9.7	60	1	16	91	5.7	31	0	63	1,622	25.7	77	0	66	418	6.3	29	35	0	
Playoffs																							
1970 Dallas.....	3-0	0	0	0.0	0	0	1	0	0.0	0	0	1	18	18.0	18	0	0	0	0.0	0	0	0	
1971 Dallas.....	3-3	2	32	16.0	30	0	0	0	0.0	0	0	2	40	20.0	21	0	1	1	1.0	2	1	0	
1972 Dallas.....	2-2	0	0	0.0	0	0	1	0	0.0	0	0	5	112	22.4	33	0	0	0	0.0	0	0	0	
1973 Dallas.....	2-2	0	0	0.0	0	0	1	0	0.0	0	0	3	73	24.3	34	0	0	0	0.0	0	0	0	
1974 Dallas.....	0-0	0	0	0.0	0	0	0	0	0.0	0	0	0	0	0.0	0	0	0	0.0	0	0	0	0	
1975 Dallas.....	3-3	1	22	22.0	22	0	0	0	0.0	0	0	0	0	0.0	0	0	3	14	4.7	0	9	0	
1976 Dallas.....	1-1	0	0	0.0	0	0	0	0	0.0	0	0	0	0	0.0	0	0	0	0	0.0	0	0	0	
1977 Dallas.....	3-3	0	0	0.0	0	0	1	0	0.0	0	0	0	0	0.0	0	0	0	0	0.0	0	0	0	
1978 Dallas.....	3-3	2	27	13.5	22	0	0	0	0.0	0	0	0	0	0.0	0	0	0	0	0.0	0	0	0	
1979 Dallas.....	1-1	1	22	22.0	22	0	0	0	0.0	0	0	0	0	0.0	0	0	0	0	0.0	0	0	0	
Totals	21-18	6	103	17.2	30	0	4	0	0.0	0	0	11	243	22.1	34	0	4	15	3.8	2	9	0	



22

★ **BOB HAYES** ★
Wide Receiver, 1965-74
INDUCTED – 2009

In his 10 seasons with the Dallas Cowboys, "Bullet" Bob Hayes revolutionized the wide receiver position and the way defenses would play in the NFL. He began his 11-year NFL career after winning two Olympic gold medals at the 1964 Olympic Games in Tokyo, Japan. He tied the world record (10.06 seconds) in the 100-meter dash and claimed his second gold medal running the anchor leg of the 400-meter relay to earn the title of "The World's Fastest Human." He arrived in Dallas in similar fashion to become – and remain – the only rookie in franchise history to ever lead the team in receptions (46), receiving yards (1,003) and a rookie club record of 12 touchdown catches. His 12 touchdown receptions as a rookie are currently tied for fourth in league history. His speed and threat of being able to go long forced teams to install the zone defense to corral Hayes.

Hayes finished his Cowboys career with 365 catches (eighth), for 7,295 yards (sixth) and 71 touchdowns (second). In club record books, Hayes still holds team receiving marks for most points in a game (24, tied), most touchdowns in a game (four, tied), most receptions by a rookie, season (46), most receptions by a rookie, game (eight, tied), longest reception (95t), highest career receiving average (20.0), highest single-season receiving average (26.1), touchdowns in a season by a rookie (12) and touchdowns in a game (four, tied).

Hayes was also a threat as a punt returner, returning 104 punts (fourth in team history) for 1,158 yards (fourth) and three touchdowns (tied for second). His 11.1 yard-per-return average is second in team record books only to Deion Sanders (13.3).

Hayes was a three-time Pro Bowl selection and became just the third rookie in club history (Don Perkins – 1961 and Mel Renfro – 1964) to be named to the Pro Bowl. He also earned All-Pro selections four times (1965-68) and was inducted into the Dallas Cowboys Ring of Honor in a halftime celebration against San Diego on Sept. 23, 2001.

Hayes split his time between football and track and field at Florida A&M where he became famous as the "World's Fastest Human." In 1963 he set the world record (9.1 seconds) in the 100-yard dash, a record that stood for 11 years.

Hayes was born December 20, 1942.

HAYES' ACCOMPLISHMENTS:

- ★ 3-Time Pro Bowl selection
- ★ Super Bowl VI title
- ★ 2 Eastern Conference Titles
- ★ 2 NFC East titles
- ★ 2 NFC titles
- ★ Holds or tied for 11 club records
- ★ 2 Capitol Division Titles
- ★ Won two Olympic gold medals at the 1964 Olympic Games in Tokyo, Japan
- ★ He tied the then world record (10.06 seconds) in the 100-meter dash

HAYES' CAREER TOTALS

Year Team	GP	RECEIVING					PUNT RETURNS					
		Rec	Yds	Avg	Long	TD	Ret	Yds	Avg	FC	Long	TD
1965 Dallas.....	13	46	1,003	21.8	82t	12	153	12.8	2	47	0	
1966 Dallas.....	14	64	1,232	19.3	95t	13	17	106	6.2	4	18	
1967 Dallas.....	13	49	998	20.4	64t	10	24	276	11.5	6	69t	
1968 Dallas.....	14	53	909	17.2	54t	10	15	312	20.8	10	90t	
1969 Dallas.....	10	40	746	18.7	67t	4	18	178	9.9	5	50	
1970 Dallas.....	13	34	889	26.1	89t	10	15	116	7.7	7	34	
1971 Dallas.....	14	35	840	24.0	85t	8	1	5	5.0	0	5	
1972 Dallas.....	12	15	200	13.3	29	0	0	0	0.0	0	0	
1973 Dallas.....	13	22	360	16.4	47	3	0	0	0.0	0	0	
1974 Dallas.....	12	7	118	16.9	35t	1	2	11	5.5	0	6	
1975 San Francisco... 4	6	6	119	19.8	36	0	0	0	0.0	0	0	
Totals	132	371	7,414	20.0	95t	71	104	1,158	11.1	34	90t	3
Playoffs												
1966 Dallas.....	1	1	1	1.0	1	0	3	-9	-3.0	0	1	0
1967 Dallas.....	2	8	160	20.0	86t	1	3	141	47.0	2	68	0
1968 Dallas.....	1	5	83	16.6	29	0	0	0	0.0	2	0	0
1969 Dallas.....	1	4	44	11.0	17	0	0	0	0.0	0	0	0
1970 Dallas.....	3	2	61	30.5	41	0	4	17	4.3	2	8	0
1971 Dallas.....	3	7	76	10.9	18	1	2	2	1.0	3	3	0
1972 Dallas.....	2	1	13	13.0	13	0	0	0	0.0	0	0	0
1973 Dallas.....	2	3	54	18.0	29	0	0	0	0.0	0	0	0
Totals	15	31	492	15.9	86t	2	12	151	12.6	9	68	0



88

★ MICHAEL IRVIN ★ Wide Receiver, 1988-99 INDUCTED – 2007

Despite having his career cut short due to a spine injury, Michael Irvin left the NFL following the 1999 season owning or tied for 20 Cowboys receiving records. Those marks included career receptions (750), yardage (11,904) and 100-yard receiving games (47). During his illustrious career, Irvin also etched his name in the NFL record books. In league history, only Jerry Rice (12) and Steve Largent (8) had recorded more 1,000-yard receiving seasons than the seven produced by Irvin at the time of his retirement. His 11 100-yard receiving games during the 1995 season is still the NFL standard, as is the seven consecutive 100-yard games he produced that same year. Irvin's 47 career 100-yard receiving games are tied for eighth in NFL history, and the Cowboys posted a 36-11 record when Irvin topped the 100-yard mark. In the 1990s, Irvin's consistent ability to achieve at the highest level established his place among the game's elite receivers. He finished his career tied with Charlie Joiner for 10th in NFL history on the all-time reception list, and he was ninth in league history in receiving yardage.

Irvin was selected to five Pro Bowls between 1991-98, giving him two more Pro Bowl appearances than any other wide receiver in club history. He is one of only two Cowboys players (Jason Witten 2007-11) to top 75 catches in five straight seasons (1991-1995), and his reception and yardage totals for six of the years between 1991-98 represent six of the top nine single-season performances in club history: 1997 (75 receptions for 1,180 yards); 1995 (111 for 1,603); 1994 (79 for 1,241), 1993 (88 for 1,330), 1992 (78 for 1,396) and 1991 (93 for 1,523). Irvin also stands alone as the club record holder in terms of most consecutive seasons leading the team in receptions (eight, 1991-98) and most total seasons leading the club in receptions (eight). He led or tied for the team lead in catches in 85 of his last 130 regular season games. Including playoff games, he had a catch of 20-yards-or-more in 121 of the 175 NFL games he played. Irvin's career receiving average of 15.9 is the fourth highest in team history, and he is fourth on the club's all-time receiving touchdown list with 65 - trailing Dez Bryant (73), Bob Hayes (71) and Jason Witten (68).

Of his 750 career regular season catches, 95 went for 20-29 yards, 38 for 30-39, 18 for 40-49, 10 for 50-59 and nine for 60 yards-or-more. After entering the League in 1988, he started 147-of-159 regular season games (163-of-175 including playoffs). Irvin did not miss a start due to injury after the 1990 season, when he was overcoming a 1989 knee injury. Always a clutch performer, he became Troy Aikman's go-to-guy on third or fourth down and prospered, leading the team in catches on third or fourth down for first downs in '92 (22), '93 (16), '94 (20), '95 (27), '97 (23) and '98 (16). He had 165 first down catches on third or fourth down in his last 121 games and 185 after returning from the knee injury in 1990.

His performance in the postseason was every bit as impressive as his consistent play throughout the regular season. His six career 100-yard receiving days in the postseason are two shy of the NFL mark of eight by Jerry Rice. Irvin's 87 postseason receptions place him sixth in NFL playoff history, and his 1,315 postseason receiving yards rank second in league annals behind Rice (2,245).

Irvin was the 11th overall choice in 1988 draft out of Miami, Florida, where in just three seasons as a starter he set career records for catches (143), receiving yards (2,423) and touchdown receptions (26).

Irvin was born March 3, 1966.

IRVIN'S ACCOMPLISHMENTS:

- ★ 5-Time Pro Bowl selection
- ★ Super Bowl XXVII, XXVIII and XXX titles
- ★ 3 NFC Titles
- ★ 6 NFC East Titles
- ★ Held or tied for 20 club receiving records
- ★ 1991 NFL Alumni Wide Receiver of the Year
- ★ 1992 Pro Bowl Most Valuable Player
- ★ Set an NFL record with 11 100-yard receiving games in 1995

IRVIN'S COWBOYS TOTALS

Year Team	GP-GS	RUSHING				
		Rec	Yds	Avg	Long	TD
1988 Dallas.....	14-10	32	654	20.4	61t	5
1989 Dallas.....	6-6	26	378	14.5	65t	2
1990 Dallas.....	12-7	20	413	20.7	61t	5
1991 Dallas.....	16-16	93	1,523	16.4	66t	8
1992 Dallas.....	16-14	78	1,396	17.9	87t	7
1993 Dallas.....	16-16	88	1,330	15.1	61t	7
1994 Dallas.....	16-16	79	1,241	15.7	65t	6
1995 Dallas.....	16-16	111	1,603	14.4	50	10
1996 Dallas.....	11-11	64	962	15.0	61	2
1997 Dallas.....	16-16	75	1,180	15.7	55	9
1998 Dallas.....	16-15	74	1,057	14.3	51	1
1999 Dallas.....	4-4	10	167	16.7	37t	3
Totals	159-147	750	11,904	15.9	87t	65
Playoffs						
1991 Dallas.....	2-2	9	167	18.6	25	0
1992 Dallas.....	3-3	18	288	16.0	33	2
1993 Dallas.....	3-3	16	215	13.4	27	1
1994 Dallas.....	2-2	18	303	16.8	53t	2
1995 Dallas.....	3-3	13	185	14.2	36t	3
1996 Dallas.....	2-2	9	125	13.9	22	0
1998 Dallas.....	1-1	4	32	8.0	11	0
Totals	16-16	87	1,315	15.1	53	8





★ JIMMY JOHNSON ★

Head Coach, 1989-93

INDUCTED – 2019

Jimmy Johnson was named the first Cowboys head coach under then new owner Jerry Jones in 1989. He arrived in the pro ranks after a very successful collegiate coaching career that included a national championship with the University of Miami.

In five seasons with the Cowboys, Johnson guided the team to two Super Bowl championships. In his first season in Dallas, Johnson's team finished 1-15, then 7-9 in 1990 before making a return to the playoffs in 1991 with an 11-5 finish.

The Cowboys then returned to the top of the NFL in 1992 and 1993 with back-to-back Super Bowl titles. Both seasons, Dallas claimed NFC Eastern Division titles, defeated the San Francisco 49ers in the NFC Championship game and overcame the Buffalo Bills in the Super Bowl.

On a personal front, Johnson was named NFL Coach of the Year by the Associated Press following the 1990 season after the team posted a 7-9 finish, narrowly missing the postseason by one game.

Johnson's 1992 team finished with a team-record 13 wins en route to an NFC Eastern Division crown. Dallas beat the Eagles in the Divisional round, followed by a win over the 49ers in the NFC Conference Championship. Dallas' return to the Super Bowl was highlighted by a 52-17 win over the Bills - the team's first league title since the 1977 season.

The following season, the defending NFL champion Dallas Cowboys entered the playoffs as the NFC's number one seed with 12-4 regular season finish. Dallas handed the Green Bay Packers a loss, then beat the 49ers to earn a rematch with the Bills in Super Bowl XXVIII. The Cowboys dealt Buffalo a 30-13 loss to claim Dallas' fourth Super Bowl championship.

Johnson left Dallas after compiling a 44-36 regular season record (.550 winning percentage) and an impressive 7-1 postseason mark (.875). He coached 10 Pro Bowl players who earned a combined 22 Pro Bowl selections in his five seasons in Dallas. Johnson also coached five future Hall of Famers in the peak of their careers - Troy Aikman, Larry Allen, Charles Haley, Michael Irvin and Emmitt Smith.

He returned to the NFL sidelines as the head coach of the Miami Dolphins (1996). After Miami finished 8-8 in Johnson's first year, the club strung together three consecutive winning seasons and playoff berths. Johnson's best season in Miami came in 1998 when his defense led the league in fewest points allowed (265) and led the league in interceptions (29), finishing with a 10-6 record.

In total, Johnson's regular season NFL record was 80-64, and his club's were 9-4 in the playoffs for an overall mark of 89-68-0.

JOHNSON'S ACCOMPLISHMENTS:

- ★ Super Bowl XXVII and XXVIII Titles
- ★ Three playoff appearances in five years
- ★ 1990 NFL Coach of the Year
- ★ 7-1 postseason record (.850)

JOHNSON'S CAREER TOTALS

Year Team	W	L	T	Pct	Place	Playoff
1989 Dallas	1	15	0	.063	5 NFC-East	-
1990 Dallas	7	9	0	.438	4 NFC-East	-
1991 Dallas	11	5	0	.688	1 NFC-East	1-1
1992 Dallas	13	3	0	.813	1 NFC-East*	3-0
1993 Dallas	12	4	0	.750	1 NFC-East*	3-0
Cowboys Total	44	36	0	.550		7-1
1996 Miami	8	8	0	.50	4 NFC-East	-
1997 Miami	9	7	0	.625	2 NFC-East	0-1
1998 Miami	10	6	0	.438	2 NFC-East	1-1
1999 Miami	9	7	0	.467	3 NFC-East	1-1
Dolphins Total	36	28	0	.563		2-3
Career Total	80	64	0	.556		9-4

* Super Bowl Appearance



★ JERRY JONES ★ Owner/President/General Manager, 1989-Present INDUCTED – 2017

Recognized around the NFL as one of his era's most influential and passionate owners, Jerry Jones was selected for induction to the Pro Football Hall of Fame as a contributor in February of 2017.

In addition to becoming the first NFL owner to lead his franchise to three Super Bowl titles (1992, 93 and 95) in a four year period of time, Jones' efforts in the areas of sports marketing, promotion, stadium development, and network television negotiations created a lasting imprint on the landscape of the NFL and the American sports culture.

Since his purchase of the Cowboys in 1989, the team has won 10 division titles, while advancing to the post-season 14 times and reaching the NFC Championship game four times.

As Dallas' general manager, Jones has overseen personnel efforts that include the acquisition of 50 different players who have combined for a collective total of 147 Pro Bowl appearances. Six Cowboys players from Jones' tenure of ownership have been inducted into the Pro Football Hall of Fame – Troy Aikman, Michael Irvin, Ermitt Smith, Deion Sanders, Larry Allen and Charles Haley - while Jones has served as the presenter for three of those men: Irvin, Smith and Allen.

The lasting landmarks to Jones' legacy of promoting and protecting the future of the sport of football can be seen in the conception and construction of AT&T Stadium in Arlington, Texas and The Star in Frisco, Texas. The stadium, which opened in 2009, has a capacity of over 100,000 and is the largest and most technologically sound indoor/outdoor stadium in the world. The Star, which serves as the world training headquarters for the Dallas Cowboys, is a state-of-the-art venue that enjoys a first-of-its-kind partnership with its surrounding community in Frisco, Texas, and the young men and women who compete in athletics at the high school and youth sports levels.

On the league level, Jones has served lengthy stints on nearly every significant NFL ownership committee, including the Competition Committee, the Broadcast Committee, the Management Council's Executive Committee, the Health and Safety Advisory Committee, and he is currently the chairman of the NFL Network and Pro Football Hall of Fame Committees.

Born on October 13, 1942, Jones' connections to the game of football go back to his playing days at North Little Rock High School. He then earned a scholarship to play at the University of Arkansas where he was a co-captain of the 1964 Razorbacks' national championship team.

Jones, who became the 15th NFL owner to be selected for induction into the Hall of Fame, is the only man in football history to both play for a collegiate national championship football team and own a Super Bowl winning club.

Jones was born on Oct. 13, 1942 in Los Angeles, Calif.

JONES' ACCOMPLISHMENTS:

- ★ Super Bowl XXVII, XXVIII and XXX Titles
- ★ A collective total of more than 100 years served on 15 different NFL ownership committees (1989-present)
- ★ Opening of AT&T Stadium in Arlington, TX (2009)
- ★ Sports Executive of the Year, SBJ (2009)
- ★ AT&T Stadium, SBJ's Sports Facility of the Year (2009)
- ★ NFL Executive of the Year, PFWA (2014)
- ★ Opening of The Star in Frisco, TX (2016)
- ★ Lifetime Achievement Award Winner, SBJ (2017)
- ★ Partnership with Salvation Army (1997-present)





★ TOM LANDRY ★ Head Coach, 1960-88 INDUCTED – 1990

Tom Landry paced the sidelines as the “only head coach” in Dallas Cowboys history for 29 years in his trademark fedora. By the time Landry’s coaching career ended following the 1988 season, he had compiled a 270-178-6 record, the third most wins in NFL history.

That distinguished career was good enough for Landry to gain entry into the Pro Football Hall of Fame in 1990 and the Cowboys Ring of Honor in 1993, thanks to leading the Cowboys to two Super Bowl titles, five Super Bowl appearances, five NFC Championships, 13 division titles and an incredible 20 consecutive winning seasons.

“This team has always played for me,” Landry said. “That was the key to why I continued coaching. If they wouldn’t play for me, I would have been out a long time ago. They always played hard and tried hard.”

Landry’s head coaching career did not start out very smoothly, coming over from the N.Y. Giants staff to take over the expansion Cowboys in 1960. That first year ended with an 0-11-1 in 1960, the tie coming against Landry’s former team the Giants, preventing the Cowboys from going winless. The Cowboys went on to suffer through losing seasons in the first five years, before going 7-7 in 1965.

But from that point on, Landry turned the franchise into “America’s Team,” the Cowboys reeling off 20 consecutive winning seasons from 1966-85, one of the longest winning streaks in all of professional sports.

As a player-coach with the Giants before coming to the Cowboys, Landry helped to develop what would eventually become a base defense in the NFL, the 4-3. It was innovations like this that caught the attention of Cowboys owner Clint Murchison Jr. and president Tex Schramm when it came time to select the franchise’s first head coach.

As head coach of the Cowboys, Landry introduced more innovations to the game, including offensive motion. Very seldom did the Cowboys run a play from the formation they initially lined up in after breaking the huddle. Landry brought back the shotgun formation, popularized situational substitutions and concocted the “Flex” defense.

Walking the sidelines characteristically stoic, Landry was always thinking a couple of plays ahead and what the long-term effects of each play he called might be. He coached football as if it were a chess match, positioning his team in the best way to win in the end. And in the end, no one coached with more success for a longer period of time than Landry. That success was the impetus for Landry’s induction into Pro Football Hall of Fame less than two years after he coached his last game.

The legendary coach, born Sept. 11, 1924, in Mission, Texas, died Feb. 12, 2000 of leukemia.

LANDRY’S ACCOMPLISHMENTS:

- ★ 20 Consecutive Winning Seasons (1966-85)
- ★ Super Bowl VI and XII Titles
- ★ 2 NFL Championship game appearances
- ★ 5 NFC Titles
- ★ 13 Divisional Titles
- ★ 1966 NFL Coach of the Year
- ★ 1975 NFC Coach of the Year

LANDRY’S CAREER TOTALS

Year	W	L	T	Pct	Place	Playoff
1960.....	0	11	1	.000	7 NFL-East	-
1961.....	4	9	1	.308	6 NFL-East	-
1962.....	5	8	1	.385	5 NFL-East	-
1963.....	4	10	0	.286	5 NFL-East	-
1964.....	5	8	1	.385	5 NFL-East	-
1965.....	7	7	0	.500	2 NFL-East	-
1966.....	10	3	1	.769	1 NFL-East	**0-1
1967.....	9	5	0	.643	1 NFL-Capitol	**1-1
1968.....	12	2	0	.857	1 NFL-Capitol	0-1
1969.....	11	2	1	.846	1 NFL-Capitol	0-1
1970.....	10	4	0	.714	1 NFC-East	*2-1
1971.....	11	3	0	.786	1 NFC-East	*3-0
1972.....	10	4	0	.714	2 NFC-East	1-1
1973.....	10	4	0	.714	1 NFC-East	1-1
1974.....	8	6	0	.571	3 NFC-East	-
1975.....	10	4	0	.714	2 NFC-East	*2-1
1976.....	11	3	0	.786	1 NFC-East	0-1
1977.....	12	2	0	.857	1 NFC-East	*3-0
1978.....	12	4	0	.750	1 NFC-East	*2-1
1979.....	11	5	0	.688	1 NFC-East	0-1
1980.....	12	4	0	.750	2 NFC-East	2-1
1981.....	12	4	0	.750	1 NFC-East	1-1
1982.....	6	3	0	.667	2 NFC-East	***2-1
1983.....	12	4	0	.750	2 NFC-East	0-1
1984.....	9	7	0	.563	4 NFC-East	-
1985.....	10	6	0	.625	1 NFC-East	0-1
1986.....	7	9	0	.438	3 NFC-East	-
1987.....	7	8	0	.467	2 NFC-East	-
1988.....	3	13	0	.188	5 NFC-East	-
Total.....	250	162	6	.605		20-16

* Super Bowl Appearance

** NFL Championship Game Appearance

*** NFL strike-shortened season



74

★ **BOB LILLY** ★
Defensive Tackle, 1961-74
INDUCTED – 1980

Before earning the nickname “Mr. Cowboy,” Bob Lilly was the first player ever drafted by the Dallas Cowboys in 1961. So it is fitting that Lilly not only became the first Cowboys player inducted into the Ring of Honor in 1975, but also became the franchise’s first player inducted into the Pro Football Hall of Fame in 1980.

During the course of 14 seasons with the Cowboys, Lilly was named Rookie of the Year in 1961, was selected to the Pro Bowl a club-record-tying 11-times (Jason Witten) – 10 consecutive selections between 1964-74 – was named to the All-Pro team seven times and played in two Super Bowls, including the club’s very first Super Bowl victory, 24-3 over Miami in Super Bowl VI.

As the foundation of the famed “Doomsday Defense,” Lilly’s intensity was readily apparent in an infamous scene after the Cowboys Super Bowl V loss to the Baltimore Colts when he ripped his helmet off and hurled it into the air. The following year, the Lilly-led Cowboys defense held Miami to only a field goal in Super Bowl VI, the fewest points every given up in Super Bowl history.

“The competition is what I love,” Lilly once said. “That makes me a lot more intense. Personalities don’t enter into it at all. My objective is to get the man with the ball. Nobody better get in my way.”

Lilly is the Cowboys all-time leader in consecutive games played at 196, is tied for second with 14 seasons played and second all-time with 194 games started. Lilly led the Cowboys in sacks three consecutive years, beginning with his rookie season.

“A man like that comes along once in a lifetime,” late Cowboys head coach Tom Landry said in 1972. “He is something a little bit more than great. Nobody is better than Bob Lilly.”

Lilly was a two-time All-American defensive end at Texas Christian University and a two-time all-Southwest Conference team selection.

He was born July 26, 1939, in Olney, Texas.

LILLY’S ACCOMPLISHMENTS:

- ★ 11-Time Pro Bowl selection (Tied for Franchise Record)
- ★ 7-Time All-Pro
- ★ NFL 75th Anniversary Team
- ★ AFL-NFL 25-year Anniversary Team
- ★ National Football Foundation Hall of Fame
- ★ Super Bowl VI Title
- ★ 2 NFC Titles
- ★ 4 Eastern Conference Titles
- ★ November 23, 1975 declared “Bob Lilly Day” in Dallas, Texas
- ★ College Football Hall of Fame



Bob Lilly was the first Cowboys player inducted into the Pro Football Hall of Fame in 1980.



20

★ MEL RENFRO ★
Defensive Back, 1964-77
INDUCTED – 1996

Mel Renfro first came to the Cowboys as a highly-acclaimed running back out of the University of Oregon. But Cowboys head coach Tom Landry saw Renfro as a defensive back when they selected him in the second round of the 1964 draft.

And what a defensive back he was during his 14-year career, becoming arguably the best safety/cornerback to ever play for the Cowboys, and one of the best to ever play in the NFL. His 52 career interceptions still stand as a team record, and his 26.4-yard career kickoff-return average is second - both a tribute to his running ability.

The NFL certainly got to know Renfro in a hurry, having been elected to the Pro Bowl in each of his first 10 seasons in the NFL - the first six at free safety and the final four at cornerback. His 10 Pro Bowl appearances is second to only Bob Lilly's 11 for the Cowboys.

On top of his 10 Pro Bowls, Renfro was a four-time All-Pro, playing in four Super Bowls and eight NFC Championships. He became the fifth member of the exclusive Ring of Honor in 1981, and was finally elected to the Pro Football Hall of Fame in 1996 in his 14th year of eligibility.

Renfro's 14 seasons with the Dallas Cowboys ties him for second in club history, just one shy of the record.

While at Oregon, Renfro led the team in rushing three consecutive years and was a two-time All-American. Despite coming to the NFL as an acclaimed runner, Renfro only ran the ball eight times during his career, all in 1966. Landry saw a free safety first, Renfro spending his first six seasons at safety and the final eight at corner.

In the middle of Renfro's All-Pro 1969 season, Landry was uncharacteristically complimentary toward one of his players, calling him "the best in the league at free safety."

But the Cowboys certainly figured out a way to capitalize on Renfro's running ability, having him return punts and kickoffs early in his career. He led the NFL in kickoff and punt returns his rookie season, and had seven interceptions, returning one for a touchdown. Renfro still is tied for the franchise lead with two career touchdown returns, and his 30-yard kick-off return average in 1965 still remains as the single-season high.

But it was interceptions Renfro was best known for during his career. In his first six years at free safety, Renfro totaled 30 interceptions. His interception totals declined somewhat when Landry moved him to cornerback for good in 1970. The decline had more to do with quarterbacks' reluctance to throw his way than any diminishing skills or quickness. His 626 interception return yards still stands as a career record for the Cowboys.

That 1971 Pro Bowl possibly was the greatest indication of Renfro's all-round ability. Not only did he play cornerback, but he also returned two punts for touchdowns, leading the NFC to a 27-6 win and earning the game's Most Valuable Player award.

He was born Dec. 30, 1941, in Houston, Texas.

RENFRO'S ACCOMPLISHMENTS:

- ★ 5-Time All-Pro
- ★ 10-Time Pro Bowl selection
- ★ 3-Time All-NFC
- ★ Cowboys Career Record 52 interceptions
- ★ Cowboys Career Record 626 interception return yards
- ★ 2nd in Cowboys history with a 26.4-yard kickoff-return average
- ★ Super Bowl VI and XII Titles
- ★ 4 NFC Championships
- ★ 9 Division Titles
- ★ Consensus All-American, 1962

RENFRO'S CAREER TOTALS

Kickoff Returns					Punt Returns						
No.	Yds.	Avg.	Long	TD	No.	Yds.	Avg.	Long	TD		
Totals.....	85	2,246	26.4	100†	2	Totals.....	109	842	7.7	69	1
Fumble Rec.					Interceptions						
No.	Yds.	Avg.	Long	TD	No.	Yds.	Avg.	Long	TD		
Totals.....	12		3		Totals.....	52	626	12.0	90†	3	

*Official tackle and sack stats not tabulated until 1979.



21 ★ DEION SANDERS ★

Cornerback, 1995-99 INDUCTED – 2011

On Sept. 9 1995, the Dallas Cowboys made the biggest free agent move in the franchise's history by signing Deion Sanders to a long term contract. In doing so, Dallas was able to secure the services of one of the most talented cornerbacks in the history of the NFL. His stardom in the NFL was apparent from his first career game when he returned a punt 68 yards for a touchdown. More of that spectacular play continued throughout his 14-season, 188-game career. Sanders, who spent time with five different NFL teams, scored a total of six touchdowns on punt returns, three on kickoff returns, and returned nine interceptions for scores. The multi-faceted athlete also returned one fumble for a touchdown and had 60 receptions for 784 yards and three touchdowns with the Falcons (1989-1993), San Francisco 49ers (1994), Dallas Cowboys (1995-99), Washington Redskins (2000) and Baltimore Ravens (2004-05). In all, he recorded 53 interceptions including five with the Ravens when he returned to the field after a three-year retirement.

Sanders was an extremely gifted and versatile athlete, who was also a Major League Baseball player. As a baseball player, Sanders spent time with the New York Yankees (1989-90), Atlanta Braves (1991-94), Cincinnati Reds (1994-95, 1997, 2001) and San Francisco Giants (1995). He is the only man in professional sports to play in both a World Series (batting at a .533 World Series clip with Atlanta in 1992) and in the Super Bowl (with victorious San Francisco and Dallas teams following the 1994 and 1995 seasons). To further validate his versatility, Sanders is the only man in NFL history who has recorded both a pass reception – a 47-yarder, the longest completion of the game in Super Bowl XXX – and an interception – returned for 15 yards in Super Bowl XXIX – in Super Bowl action. After helping the Cowboys win Super Bowl XXX, Sanders announced on Feb. 20, 1996 that he would play football exclusively for the entire 1996 season. As a result, Sanders started 16 regular season games at cornerback and another eight at wide receiver – becoming the first two-way starter in the NFL since the Philadelphia Eagles Chuck Bednarik, who retired in 1962. At the completion of the 1996 football season, Sanders returned to baseball, signing with the Reds, and led the league in stolen bases (56) in the 1997 season before returning to football on a full-time basis in September.

He was selected to eight Pro Bowls, and became a member of the NFL's All-Decade Team of the 1990s as both a cornerback and a punt returner, leading the NFL in punt returns in 1998. He also led the NFC in kickoffs in 1992 and interceptions in 1991 and 1993. He was named first-team All-Pro nine times at cornerback in addition to receiving All-NFL acclaim by some media outlets as a kick returner in 1992 and as a punt returner in 1998. Sanders won two Super Bowls during his career. He started at right cornerback for the 49ers in their 49-26 victory over the San Diego Chargers in Super Bowl XXIX and at left cornerback in the Cowboys 27-17 win over the Pittsburgh Steelers in Super Bowl XXX.

His 23 career touchdowns (including playoffs) have been scored in the following manner: interceptions (nine), pass receptions (three), rushes (one), kickoff returns (three), punt returns (six) and fumble recoveries (one). Sanders holds the NFL record for career touchdowns scored on any type of return with 18. Perhaps the one statistic that supports Sanders' status as one of the game's greatest playmakers is his 25.1-yard career interception average on 53 career thefts (1,331 yards), ranking him sixth all-time. He retired second all-time in interception return yardage (1,331) and tied for second for most interceptions returned for a touchdown in a career (nine) and a season (three). His career-high 303 yards gained on interception returns with the 49ers in 1994 was third best ever in the NFL at the time of his retirement. He also returned three picks for touchdowns (74, 93, 90 yards) that season to become the first player ever to have two 90-yard interception returns for touchdowns in the same season. He was named the NFL's Defensive Player of the Year.

Sanders was originally drafted by Atlanta in the first round (fifth overall) of the 1989 NFL Draft out of Florida State, just behind Troy Aikman (first overall selection in 1989).

SANDERS' ACCOMPLISHMENTS:

- ★ Only man in professional sports to play in both a World Series and in a Super Bowl
- ★ 8-Time Pro Bowl selection
- ★ Member of the NFL's All-Decade Team of the 1990s as both a cornerback and a punt returner
- ★ Named first-team All-Pro nine times at cornerback
- ★ Holds the NFL record for career touchdowns scored on any type of return with 18

SANDERS' CAREER TOTALS

Year Team	GP-GS	DEFENSE								RETURNS									
		ST	AT	TT	INT	Yds	Long	TD	PR	Yds	Avg	Lg	TD	KR	Yds	Avg	Lg	TD	
1989 Atlanta.....	15-10	28	11	-	39	5	52	22	0	28	307	11.0	68t	1	35	725	20.7	72	0
1990 Atlanta.....	16-16	31	19	-	50	3	153	82t	2	29	250	8.6	79t	1	39	851	21.8	50	0
1991 Atlanta.....	15-15	35	14	-	49	6	119	55t	1	21	170	8.1	23	0	26	576	22.2	100t	1
1992 Atlanta.....	13-12	44	22	-	66	3	105	55	0	13	41	3.2	14	0	40	1,076	26.7	99t	2
1993 Atlanta.....	11-10	27	7	-	34	7	91	41	0	2	21	10.5	16	0	7	169	24.1	31	0
1994 San Francisco....	14-12	35	2	-	37	6	303	93t	3	0	0	0.0	0	0	0	0.0	0	0	0
1995 Dallas.....	9-9	22	6	-	28	2	34	34	0	1	54	54.0	54	0	1	15	15.0	15	0
1996 Dallas.....	16-15	32	13	-	45	2	3	2	0	1	4	4.0	4	0	0	0.0	0	0	0
1997 Dallas.....	13-12	20	9	-	29	2	81	50t	1	33	407	12.3	83t	1	1	18	18.0	18	0
1998 Dallas.....	11-11	25	3	-	28	5	153	71t	1	24	375	15.6	69t	2	1	16	16.0	16	0
1999 Dallas.....	14-14	39	4	-	43	3	2	2	0	30	344	11.5	76	1	4	87	21.8	31	0
2000 Washington.....	16-15	39	7	-	46	4	91	32	0	25	185	7.4	57	0	1	-1	-1.0	-1	0
2004 Baltimore.....	9-2	8	1	-	9	3	87	48t	1	5	41	8.2	23	0	0	0	0.0	0	0
2005 Baltimore.....	16-4	27	2	-	29	2	57	33	0	0	0	0.0	0	0	0	0.0	0	0	0
Totals	188-157	412	120	-	532	53	1,331	93t	9	212	2,199	10.4	83t	6	155	3,523	22.7	100t	3



★ TEX SCHRAMM ★ President and General Manager, 1959-89 INDUCTED – 1991

Texas Earnest Schramm Jr., better known as “Tex,” rose to Professional Football Hall of Fame status during his 29 seasons as president and general manager of the Dallas Cowboys, turning a 1960 expansion franchise in Dallas into one of the most successful franchises in NFL history.

With Schramm overseeing the birth and growth of the Cowboys organization, the team reached five Super Bowls, winning two, made 18 playoff appearances and compiled an NFL-record 20 consecutive winning seasons, one of the longest such streaks in all of professional sports.

Schramm was an NFL pioneer and innovator. Under his watch, the Dallas Cowboys were always on the cutting edge with revolutionary ideas and visions. He was instrumental in creating the Dallas Cowboys Cheerleaders, the first of their kind in professional football, developing the Cowboys Ring of Honor and bringing an annual Cowboys Thanksgiving Day game to the nation.

Schramm’s work was not just focused on the Dallas Cowboys, as his tireless efforts changed the face of the entire NFL. He was a driving force behind the development and implementation of instant replay, giving the head referee a microphone for penalty announcements, shortening the play-clock and helping to develop the wild-card playoff system.

A tough negotiator, Schramm was the engineer in building the Cowboys foundation from the ground up. His tough stance in labor negotiations was also evident in his support for using replacement players during the 1987 NFL strike. After just three weeks, the move proved successful and the players returned to work. The benefits of this would be apparent in future years as lasting labor peace was reached with the NFL Players Association in 1992 and has continued since.

His position as chairman of the NFL Competition Committee from 1966 to 1988 aided his innovative efforts. Schramm’s impact on the league was widespread, and probably his most cherished legacy since the one-time TV-executive at CBS who first came up with the idea of televising the Winter Olympics in 1960 from Squaw Valley was such a firm believer in preserving and making history.

One of Schramm’s most significant accomplishments in the NFL was coordinating the merger of the established NFL and the fledgling American Football League in 1966, holding what amounted to as secret meetings with Kansas City Chiefs owner Lamar Hunt at the insistence of NFL Commissioner Pete Rozelle.

The merger of the two warring leagues led to what became known as the Super Bowl, and when the leagues combined in 1970, the most powerful sports league in the world.

After Schramm departed the Cowboys in 1989 when Jerry Jones bought the club, he went international, becoming president of the upstart World League of American Football, later to become know as NFL Europe. He was inducted into the Pro Football Hall of Fame in 1991.

“I’m not one of the great athletes like the men behind me,” a jubilant Schramm said during his Hall of Fame induction speech. “But I’m thrilled to be standing in front of them. Many of the men in here were my heroes. To be rubbing shoulders with them, it’s beyond my comprehension.”


In all, Schramm spent 44 years of his life in professional football, starting as a sportswriter for the Austin American-Statesman in 1947 – a natural step for the California-born Schramm who earned a bachelor’s degree in journalism from the University of Texas. Schramm spent 10 seasons with the Los Angeles Rams (1947-56), where Schramm first came in contact with Rozelle, who Schramm hired to be the Rams public relations director in 1952. Schramm then spent a brief period (1957-59) at CBS before being hired by Clint Murchison in 1959 to oversee the startup of the Dallas expansion franchise.

Schramm was born on June 2, 1920, in San Gabriel, Calif.

SCHRAMM’S NFL LEGACY:

During Schramm’s 25 years as chairman of the NFL’s Competition Committee, the NFL implemented the following:

Year	Contribution
1970	Moved the official game time to the scoreboard clock
1972	Moved the hash marks toward the center of the field to aid offense
1974	Implemented stricter pass defense rules to influence scoring
1974	Moved goalposts from the goal line to the end line for safety and to help offensive play
1974	Developed the sudden-death overtime concept for breaking ties
1975	Gave the referee a microphone to announce calls to the crowd and TV audiences
1977	Made defensive linemen’s head slaps illegal
1979	Implemented the in-the-grasp rule to protect quarterbacks
1986	Instituted Instant Replay to aid officials
	Enabled Quarterbacks to stop the clock by throwing the ball directly into the ground



22 ★ EMMITT SMITH ★

Running Back, 1990-2002

INDUCTED - 2010

In 15 seasons - 13 with Dallas - Emmitt Smith made an impact on the NFL that few players can match at any position or in any era. As the NFL's all-time leading rusher, Smith also won four NFL rushing titles, three Super Bowl titles and a league (1993) and Super Bowl (XXVIII) MVP award. He was selected to the Pro Bowl eight times, and on the club's offense, only Jason Witten (11) and Larry Allen (10) were selected to more in club history. Among NFL running backs, only Barry Sanders (10) was selected more times. With 975 rushing yards in 2002, Smith became just the seventh player in NFL history to carry the title of all-time rushing leader, taking that designation from Walter Payton.

After 13 seasons in Dallas, Smith had 17,162 career rushing yards, and he moved past Payton's 16,726 career yard mark in Week Eight of the 2002 season against Seattle. Smith finished his pro career with 18,355 yards and is also the NFL's career rushing touchdowns leader (164), and second in league annals in total touchdowns (175), trailing Jerry Rice by 33. The first player in NFL history to post five straight seasons with over 1,400 yards rushing, Smith, Jim Brown and LaDainian Tomlinson are the only players with seven straight 10-touchdown seasons to start their career. With 1,021 yards rushing in 2001, Smith became the first player in NFL history to rush for 1,000 yards in 11 consecutive seasons and the first to post 11 1,000-yard rushing seasons in a career.

Smith holds the NFL record for career rushing attempts with 4,409, passing Payton (3,838) in Week Three of the 2002 season. With a then NFL-record 25 rushing touchdowns in 1995, Smith scored 100 career touchdowns in just six seasons, originally the fastest anyone in league history had reached that mark. Smith also tied Brown's NFL record by scoring 100 touchdowns in just 93 career games. Since Smith's accomplishment, Tomlinson reached the feat in 89 games. His 25 career scores against the Arizona Cardinals is tied for the third-best total by a player against an opponent since 1970, followed by his 24 scores against Washington and the N.Y. Giants.

His value to the Cowboys success can be seen in the club's 99-26 mark (91-24 in regular season) when he carried the ball 20-or-more times a game and 64-19 record (57-19 in regular season) when he rushed for 100 yards. The century mark became a big number in Smith's career, having rushed for 100 yards in 155-of-326 games dating back to high school, including 83-of-218 games with Dallas, including playoffs. In NFL annals, Smith's 78 regular season 100-yard rushing games is a record. Included in Smith's club-record 76 100-yard rushing games are 11 of the top 15 performances in team history and 18 days with over 150 yards (the fourth highest total of 150-yard games in NFL history). Smith rushed for over 100-yards against 22 of the 32 NFL teams.

In addition, he rushed for 2,466 yards against the Philadelphia Eagles in his 15-year career, his best output against any single opponent. That total ranks second since 1970 for running backs against one team. Smith also has the third and fourth best totals in that category.

One reason Smith was such a workhorse in the Dallas offense over the years was his ability to answer the bell at game time, having started 216-of-218 career games - including playoffs. While in Dallas, he missed just four career games due to injury, and it was that durability that enabled Smith to lead the Cowboys in rushing in 178 of his 201 career regular season games. The lack of decline in Smith's game is also evidenced by the fact that he had rushed for 5,928 yards from 1998-2002 - the fifth highest yardage total in the NFL over that time span. His 41 rushing touchdowns during his last five years in Dallas was the third-best figure in the league.

Not limited to rushing and scoring, Smith is fifth on the Cowboys all-time receptions list with 486 career catches, trailing Drew Pearson (489) by three receptions. Smith is one of only seven NFL players who have amassed over 9,000 career-rushing yards and 500 career receptions. He is second on the NFL's yards from scrimmage list and fourth on the NFL's all-time combined yardage list with 20,174 yards.


Smith was born on May 15, 1969 in Pensacola, Fla.

SMITH'S ACCOMPLISHMENTS:

- ★ 8-Time Pro Bowl selection
- ★ League (1993) and Super Bowl MVP (XXVIII)
- ★ 4 - NFL rushing titles (91,92,93,95)
- ★ NFL record holder for 1,000 yard seasons (11)
- ★ Super Bowl XXVII,XXVIII,XXX titles
- ★ NFL all-time leading rusher (18,355)
- ★ NFL career rushing touchdowns leader (164)
- ★ 1990 NFL Rookie of the Year

SMITH'S CAREER TOTALS

Year Team	GP-GS	RUSHING					RECEIVING				
		Att	Yds	Avg	Long	TD	Rec	Yds	Avg	Long	TD
1990 Dallas	16-15	241	937	3.9	48t	11	24	228	9.5	57	0
1991 Dallas	16-16	365	1,563	4.3	75t	12	49	258	5.3	14	1
1992 Dallas	16-16	373	1,713	4.6	68t	18	59	335	5.7	26t	1
1993 Dallas	14-13	283	1,486	5.3	62t	9	57	414	7.3	86	1
1994 Dallas	15-15	368	1,484	4.0	46	21	50	341	6.8	88	1
1995 Dallas	16-16	377	1,773	4.7	60t	25	62	375	6.0	40	0
1996 Dallas	15-15	327	1,204	3.7	42	12	47	249	5.3	21	3
1997 Dallas	16-16	261	1,074	4.1	44	4	40	234	5.9	24	0
1998 Dallas	16-16	319	1,332	4.2	32	13	27	175	6.5	24	2
1999 Dallas	15-15	329	1,397	4.2	63t	11	27	119	4.4	14t	2
2000 Dallas	16-16	294	1,203	4.1	53t	9	11	79	7.2	19	0
2001 Dallas	14-14	261	1,021	3.9	44	3	17	116	6.8	22	0
2002 Dallas	16-16	254	975	3.8	30t	5	16	89	5.6	17	0
2003 Arizona	10-5	90	256	2.8	22	2	14	107	7.6	36	0
2004 Arizona	15-15	267	937	3.5	29t	9	15	105	7.0	18	0
Totals	226-219	4,409	18,355	4.2	75t	164	515	3,224	6.3	86	11
Playoffs											
1991 Dallas	2-2	41	185	4.5	19	1	1	2	2.0	19	0
1992 Dallas	3-3	71	336	4.7	38	3	13	86	6.6	38	1
1993 Dallas	3-3	66	280	4.2	15t	3	13	138	10.6	15t	1
1994 Dallas	2-2	27	118	4.4	14	3	4	8	2.0	5	0
1995 Dallas	3-3	74	298	4.0	25	6	6	60	10.0	22	0
1996 Dallas	2-2	39	196	5.0	37t	2	7	24	3.4	15	0
1998 Dallas	1-1	16	74	4.6	13	0	1	10	10.0	10	0
1999 Dallas	1-1	15	99	6.6	65	1	1	14	14.0	14	0
Totals	17-17	349	1,586	4.5	65	19	46	342	7.4	22	2



12 ★ ROGER STAUBACH ★

Quarterback, 1969-79

INDUCTED – 1985

Good things come to those who wait, and certainly the Dallas Cowboys patience in the mid-60's was supremely rewarded, landing one of the best players in franchise history because they were willing to wait for Roger Staubach to fulfill his military commitment.

For those five years of patience, the Cowboys landed the guy who became better know as "Roger The Dodger" over the next 11 years when he was selected to six Pro Bowls – including five consecutively – and was named the NFL Players Association Most Valuable Player in 1971. Staubach led the NFL in passing four times and was selected to the All-NFC team five times.

"He is one of the finest to ever play the game." Green Bay Packers Quarterback Bart Starr once said of Staubach. "I think if I had some of that Staubach competitiveness, I'd have been much better."

Staubach, the 1963 Heisman Trophy winner, was drafted by the Dallas Cowboys in 1964 from the Naval Academy, but did not join the team until 1969 due to his Navy commitment. Former president and general manager Tex Schramm signed Staubach to a futures contract in a hotel room in 1964, actually scribbling out the details on a legal-sized tablet that would have Staubach paid annually to participate in training camp practices when he had enough leave built up.

The 1963 Heisman Trophy winner showed up in Dallas as a 27-year-old rookie, but in those 11 seasons still managed to carve out the franchise's all-time leading quarterback rating of 83.42 and became a four-time NFL passing champion. But Staubach almost became better known for his scrambling ability, and to this day ranks 11th on the Cowboys all-time rushing list with 2,264 yards.

Staubach owns the second-most passing yards in club history, 22,700, and his 3,586 in 1979 still ranks as the sixth most passing yards in a single season for the Cowboys. He also still leads the club with a career average of 7.67 yards-per-attempt.

Staubach also became known as "Captain Comeback" for his 23 fourth-quarter come-from-behind victories in regular season and playoff games, including 14 in the final two minutes or overtime. Never was this more apparent than in a 1975 playoff game against the Minnesota Vikings when Staubach connected with wide receiver Drew Pearson on a desperation 50-yard "Hail Mary" touchdown pass that knocked the Vikings out of the playoffs.

"You could never defeat Roger mentally or physically," late Cowboys head coach Tom Landry said in 1983. "He was like that in a game, in practice or in the business world."

Staubach ended his Cowboys career with four Super Bowl appearances, including wins in Super Bowls VI and XII. In Super Bowl VI, Staubach was named the game's Most Valuable Player.

Following the 1979 season, Staubach retired, fearing the after-effects of recurring concussions.

In 1983, Staubach became the sixth member of the Dallas Cowboys Ring of Honor and two years later was inducted into the Pro Football Hall of Fame.

He was born Feb. 5, 1942, in Cincinnati, Ohio.

STAUBACH'S ACCOMPLISHMENTS:

- ★ 6-Time Pro Bowl selection
- ★ 4-Time NFL Passing Champion
- ★ MVP of Super Bowl VI
- ★ Super Bowl VI and XII Titles
- ★ 5 NFC Titles
- ★ 7 Division Titles
- ★ 1965 Naval Academy Athletic Association Sword
- ★ 1979 Byron "Whizzer" White Award
- ★ 1978 NFL Man of the Year
- ★ 1971 NFL Players Association Most Valuable Player
- ★ 1971 Bert Bell Award
- ★ 1975 Vince Lombardi Sportsman of the Year
- ★ 1963 Heisman Trophy
- ★ 1963 Walter Camp Memorial Trophy

STAUBACH'S CAREER PASSING TOTALS

Year Team	G	Att	Com	Comp %	Yds	YPA	TD	Int	Rating
1969 Dallas.....	6	47	23	48.9	421	8.96	1	2	69.5
1970 Dallas.....	8	82	44	53.7	542	6.61	2	8	42.9
1971 Dallas.....	13	211	126	59.7	1882	8.92	15	4	104.8
1972 Dallas.....	4	20	9	45.0	98	4.90	0	2	20.4
1973 Dallas.....	14	286	179	62.6	2,428	8.49	23	15	94.6
1974 Dallas.....	14	360	190	52.8	2,552	7.09	11	15	68.4
1975 Dallas.....	13	348	198	56.9	2,666	7.66	17	16	78.5
1976 Dallas.....	14	369	208	56.4	2,715	7.36	14	11	79.9
1977 Dallas.....	14	361	210	58.2	2,620	7.26	18	9	87.0
1978 Dallas.....	15	413	231	55.9	3,190	7.72	25	16	84.9
1979 Dallas.....	16	461	267	57.9	3,586	7.78	27	11	92.3
Total	131	2,958	1,685	57.0	22,700	7.67	153	109	83.4



54 ★ RANDY WHITE ★

Defensive Tackle, 1975-1988

INDUCTED – 1994

Randy White came to the Cowboys from the University of Maryland as the No. 2 pick in the 1975 NFL Draft. Before his career was over, 14 years later, he would become known as the “Manster” – half man, half defensive monster – setting numerous franchise records as the heart-and-soul of the famed “Doomsday Defense.”

White struggled in his first two years with the Cowboys when then head coach Tom Landry moved White from his familiar defensive tackle position to linebacker. But, after Landry moved White back to right tackle in 1977, White became one of the NFL’s most dominating defensive linemen and a coveted co-Super Bowl MVP.

“Coming out of college a lot was expected of me,” White said. “But I never did feel comfortable playing linebacker. Those first two years I was fighting for my life out there. Then they switched me to defensive tackle, where I was a lot more comfortable and from there my career took off.”

White played 14 seasons, tying him for second all-time in franchise history, and he set a franchise record with eight All-Pro selections. White also was selected to nine Pro Bowls, ranking third in franchise history for Pro Bowl appearances. White’s 16 sacks in 1978 rank third in franchise history for a single season, and he still remains third all-time in career tackles with 1,104 and second with 701 career solo tackles.

“His performances range anywhere from spectacular to spectacular,” Landry once said. “He could outmatch anybody’s intensity from game to game.”

In his career, White played in six NFC Championship Games and three Super Bowls, claiming victory in Super Bowl XII and co-MVP honors with teammate Harvey Martin. Even more astounding, White only missed one game in his 14-year career.

In 1994, White was inducted into the Ring of Honor with teammate Tony Dorsett, the same year he was inducted into the Pro Football Hall of Fame.

“Any honor I receive is a reflection on the great teammates and coaches I had in my career,” White said. “There’s a real special group of guys with the Cowboys, and to be a part of that was a great honor.” He was born Jan. 15, 1953, in Pittsburgh, Pa.

WHITE’S ACCOMPLISHMENTS:

- ★ 9-Time Pro Bowl selection
- ★ 8-Time All-Pro
- ★ Co-MVP Super Bowl XII
- ★ 1978 Defensive Player of the Year
- ★ 1982 NFL Defensive Lineman of the Year
- ★ Super Bowl XII Title
- ★ 3 NFC Titles
- ★ 5 Division Titles
- ★ 3rd Franchise History Career Solo Tackles (701)
- ★ 3rd Franchise History Career Combined Tackles (1,104)
- ★ 3rd Franchise History Games Played (209)
- ★ Outland Trophy – University of Maryland
- ★ Lombardi Trophy – University of Maryland

WHITE’S CAREER TOTALS

Year Team	Games	Solo	Asst.	Total	Sacks	Rec.
1975 Dallas.....	14	13	6	19	7.0	2
1976 Dallas.....	14	25	17	42	6.0	1
1977 Dallas.....	14	70	48	118	13.0	2
1978 Dallas.....	16	75	48	123	16.0	0
1979 Dallas.....	15	50	41	91	5.0	1
1980 Dallas.....	16	56	32	88	6.5	0
1981 Dallas.....	16	61	33	94	8.5	0
1982 Dallas.....	9	22	21	43	2.5	1
1983 Dallas.....	16	67	33	100	12.5	1
1984 Dallas.....	16	81	27	108	12.5	0
1985 Dallas.....	16	61	34	95	10.5	0
1986 Dallas.....	16	73	30	103	6.5	2
1987 Dallas.....	15	39	25	64	6.0	0
1988 Dallas.....	16	8	8	16	1.5	0
Total	209	701	403	1,104	111.0	10



70 ★ RAYFIELD WRIGHT ★

Offensive Tackle, 1967-79

INDUCTED – 2006

Only nine players have played football for the Dallas Cowboys longer than Rayfield Wright, and only five players in the history of the Cowboys organization have been to more Pro Bowls than Wright's six.

After playing tight end, tackle and defensive end during his first three NFL seasons, Wright settled in at right tackle in 1970. Before undergoing knee surgery that forced him to miss most of the 1977 season, Wright was acknowledged as the NFL's premier offensive tackle. Wright was selected to six straight Pro Bowls (1971-76) as a tackle while earning All-Pro honors four times and earning recognition on the NFL's all-decade team for the 1970s.

During each of his 13 seasons, the Cowboys offense ranked in the top six in the NFL for total offense, including leading the league five times. Behind his blocking, Calvin Hill became the first 1,000 yard rusher in team history when he ran for 1,036 yards in 1972. All totaled, Dallas had a running back clear the 1,000 yard barrier five times during his tenure. Also behind his blocking, Roger Staubach became the first quarterback in franchise history to throw for more than 3,000 yards in a season when he totaled 3,190 passing yards in 1978, the year Wright returned from his knee surgery.

In his 13-year NFL career with the Dallas Cowboys, Wright was a key contributor to teams that had 13 straight winning seasons, made 12 playoff trips and won 10 division titles. He also played in eight conference championship games and won five NFC Championships (1970, 1971, 1975, 1977, 1978) and two Super Bowls (VI and XII). He was part of a team that had a 74.1% winning percentage in the regular season (137-48-1) and a 60.0% winning percentage in the post season (15-10).

During his 13 seasons, Wright was a participant in five Super Bowls, claiming the ultimate prize twice. Only one other player in NFL history has appeared in more Super Bowls than Wright, he is one of only 13 players in NFL history, and the only offensive tackle, to have played in five Super Bowls.


During Wright's career, the Cowboys were the only team to play in five Super Bowls in one calendar decade – or in any ten year period of time – advancing to the Super Bowl following the 1970, 1971, 1975, 1977 and 1978 seasons.

Rayfield Wright was inducted into the Dallas Cowboys Ring of Honor on October 10, 2004, joining Bob Lilly, Don Meredith, Don Perkins, Chuck Howley, Mel Renfro, Roger Staubach, Lee Roy Jordan, Randy White, Tony Dorsett, Tom Landry, Bob Hayes, Tex Schramm and Cliff Harris. Troy Aikman, Michael Irvin and Emmitt Smith were inducted in 2005.

He was born August 23, 1945, in Griffin, Ga.

WRIGHT'S ACCOMPLISHMENTS:

- ★ 6-time Pro Bowl selection
- ★ 4-time All Pro
- ★ Super Bowl VI and XII titles
- ★ 5 NFC Championships
- ★ 10 Division Titles
- ★ 1970s member of NFL's All-Decade Team



Rayfield Wright became the first Cowboys offensive lineman selected to both the Pro Football Hall of Fame and the Ring of Honor at Texas Stadium.

Ring of Honor

The Cowboys honor those who made outstanding contributions to the club by inducting them into the Ring of Honor at AT&T Stadium. Their names and the years of service are prominently displayed in silver on the wall above the seats at AT&T Stadium. The 22 members of the Cowboys Ring of Honor:




★ TROY AIKMAN ★ Quarterback, 1989-2000

Troy Aikman joined the Cowboys as the first overall pick in the 1989 NFL Draft out of UCLA. After guiding the franchise to three Super Bowl titles, Aikman retired holding or tied for 47 club passing records, including career attempts (4,715), completions (2,898), passing yards (32,942), touchdowns (165) and completion percentage (61.5%). At the time, he was the winningest quarterback of any decade, having finished his career with 94 regular season wins in the 90s. Aikman was a six-time Pro Bowler and the MVP of Super Bowl XXVII. He was inducted into the Ring of Honor with Emmitt Smith and Michael Irvin on Monday Sept. 19, 2005 at halftime of the Cowboys-Redskins game. Aikman was elected to the Pro Football Hall of Fame in 2006.



★ LARRY ALLEN ★ Offensive Line, 1994-2005

Larry Allen finished his Dallas Cowboys career as one of the most decorated offensive players in Dallas Cowboys and NFL history. He was named to more Pro Bowls (10) than any other offensive lineman in Cowboys history. He earned his 11th trip in 2006 while finishing his career with the San Francisco 49ers. He was named All-Pro seven times, six times at guard and once at tackle. With his selection to the Pro Bowl at tackle in 1998, he became just the third player in league history to be selected to the all-star game at more than one offensive line position. In 12 seasons in Dallas, he played all but one offensive line position (center). Was a key part of the 1995 Super Bowl champion team. Inducted during halftime of the Cowboys-Seahawks game on Nov. 6, 2011. Elected to the Pro Football Hall of Fame in 2013.



★ GIL BRANDT ★ Vice President of Player Personnel, 1960-88

As the Dallas Cowboys original vice president of player personnel for the first 29 years of the franchise's existence, Gil Brandt oversaw the acquisition of 15 of the 19 players who are currently in the Ring of Honor. That included two undrafted free agents - Cliff Harris and Drew Pearson - a pair of seventh round picks - Rayfield Wright and Bob Hayes - and a 10th round choice - Roger Staubach. From that group, nine are also in the Pro Football Hall of Fame. Brandt was responsible for signing 53 players who earned a combined total of 178 Pro Bowl appearances. Brandt was also an innovator, introducing computers and technology into the player evaluation process, as well as such standard testing as the 40-yard dash. He was inducted into the Ring of Honor during halftime of the Cowboys-Saints game on Nov. 29, 2018.





★ TONY DORSETT ★

Running Back, 1977-1987

Tony Dorsett finished his career as the second leading rusher in NFL history and played in five NFC Championship Games, two Super Bowls and four Pro Bowls. After guiding the University of Pittsburgh to the 1976 national title and claiming the Heisman Trophy, Dorsett captured rookie of the year honors in 1977. He also holds the NFL record with a 99-yard touchdown run. Inducted into the Ring of Honor in 1994, Dorsett was also elected to the Pro Football Hall of Fame in 1994. Dorsett was inducted into the Ring of Honor at halftime of the Cowboys-Arizona game on Oct. 9, 1994.

★ CHARLES HALEY ★

Defensive End, 1992-1996


Charles Haley was the first player in NFL history to win five Super Bowls - Tom Brady, five - (two with San Francisco and three with Dallas). He arrived in Dallas after six seasons as a pass rushing threat for the 49ers. Upon his arrival, he was moved to defensive end and had back-to-back double-digit sack seasons (1994-95). He was a member of 10 division championship teams in his 12 NFL seasons and played for a team with a winning record through each of his first 11 years. In 63 games played for Dallas, Haley racked up 34.0 sacks and through his 169-game career, he amassed 100.5 sacks. Inducted during halftime of the Cowboys-Seahawks game on Nov. 6, 2011. Haley was elected into the Pro Football Hall of Fame in 2013.



★ CLIFF HARRIS ★

Safety, 1970-79

Nicknamed "Captain Crash," Cliff Harris went undrafted in 1970 out of tiny Ouachita Baptist in Arkansas, but he eventually found the starting lineup as a rookie and went on to start nine consecutive years. He was named to six Pro Bowls and four All-NFL teams, and he was a member of two Super Bowl winning teams. Harris was at his best in the postseason, finishing his career with six interceptions in 21 playoff games. Harris was a member of the 1970s NFL all-decade team. Harris was inducted into the Ring of Honor at halftime of the Cowboys-N.Y. Giants game on Oct. 10, 2004.



★ BOB HAYES ★

Wide Receiver, 1965-1974

Bob Hayes led the Cowboys in receptions three times and accumulated 365 receptions for 7,295 receiving yards during his 10-year career. His 71 career touchdown receptions rank second in Cowboys history (Dez Bryant, 73). Hayes also registered remarkable career numbers for average yards-per-catch (20.0) and average yards-per-punt return (11.1). He was a three-time Pro Bowl selection and four-time All-Pro. One of the greatest sprinters in the history of track and field, Hayes joined the Cowboys with the title of "World's Fastest Human" after winning the Olympic gold medal in the 100 meters in Tokyo in 1964. Hayes was inducted into the Ring of Honor at halftime of the Cowboys against San Diego on Sept 23, 2001. Hayes was elected to the Pro Football Hall of Fame in 2009.





★ **CHUCK HOWLEY** ★
Linebacker, 1961-1973

When Chuck Howley retired in 1973, Tom Landry said “I don’t know that I’ve seen anybody better at linebacker than Howley.” A six-time All-Pro, Howley was the most valuable player in Super Bowl V. The Cowboys traded for Howley, who was drafted by Chicago in 1958. He was an All-America center at West Virginia. A six-time Pro Bowl selection, Howley was inducted into the Ring of Honor at halftime of the Cowboys against Detroit, Oct. 30, 1977.

★ **MICHAEL IRVIN** ★
Wide Receiver, 1988-1999

Michael “The Playmaker” Irvin helped lead the Dallas Cowboys to six division titles and three Super Bowl rings before a spinal injury cut his playing career short. Irvin was the team’s top receiver for eight consecutive seasons and retired as the Cowboys all-time leader in receptions (750), receiving yards (11,904), playoff receptions (87) and playoff receiving yards (1,315). As a five-time Pro Bowl selection, between 1991-98, Irvin has two more appearances than any other receiver in club history. Irvin was inducted into the Ring of Honor with Emmitt Smith and Troy Aikman on Monday Sept. 19, 2005 at halftime of the Cowboys-Redskins game. Irvin was elected to the Pro Football Hall of Fame in 2007.



★ **LEE ROY JORDAN** ★
Linebacker, 1963-1976

The inspirational leader of the Cowboys first championship teams was Lee Roy Jordan. The Cowboys first-round draft choice in 1963 following an All-America career at Alabama, Jordan anchored the “Doomsday Defense” from his middle linebacker position for 14 years. He was named to the Pro Bowl five times and All-Pro twice. Jordan was inducted into the Ring of Honor at halftime of the Cowboys against Arizona on Oct. 29, 1989.



★ **TOM LANDRY** ★
Head Coach, 1960-1988

The first head coach of the Cowboys, Tom Landry led Dallas to two Super Bowl wins and five NFC titles in his 29 years at the Cowboys helm. He compiled a career record of 270-178-6, the third most wins in NFL history, and was elected to the Pro Football Hall of Fame in 1990. Landry was inducted into the Ring of Honor at halftime of the Cowboys against N.Y. Giants on Nov. 7, 1993.



STAFF

PLAYERS

2019 SEASON

RECORDS

PLAYOFF RECORDS

RING OF HONOR

SIDELINES




★ **BOB LILLY** ★
Defensive Tackle, 1961-1974

Nicknamed "Mr. Cowboy," Bob Lilly was the franchise's first draft choice in 1961, the first name in the Ring of Honor in 1975 and its first inductee into the Pro Football Hall of Fame in 1980. A seven-time All-Pro, Lilly was named to a club-record tying 11 Pro Bowls. He was a two-time All-SWC pick and an All-America at Texas Christian University before being drafted by Dallas. Lilly was inducted into the Ring of Honor at halftime of the Cowboys against Philadelphia on Nov. 23, 1975.

★ **DON MEREDITH** ★
Quarterback, 1960-1968

Don Meredith led the Cowboys to their first winning season and their first NFL Championship Game in 1966. Signed by Clint Murchison, Jr. before Dallas was granted its NFL franchise, "Dandy Don" played in two Pro Bowls and was named NFL Player of the Year in 1966. A two-time All-American at SMU, Meredith was inducted into the Ring of Honor at halftime of the Cowboys against N.Y. Giants on Nov. 7, 1976.



★ **DREW PEARSON** ★
Wide Receiver, 1973-1983

In 11 seasons with the Dallas Cowboys, Drew Pearson rose from unknown to legend. A former undrafted free agent, Pearson was named to the All-Decade Team of the 1970s as he earned a niche as one of the top clutch receivers in football history. He led the team in receptions and receiving yards four consecutive seasons (1974-77) and recorded two 1,000-yard campaigns. He has a resume filled with memorable game-winning catches. In 1980 he became the all-time leading receiver in receptions, and in 1983, he took the top spot for receiving yards. He is littered through team and league postseason record books, including a catch in a club-record 22 consecutive playoff games. He was a key member of the 1977 Super Bowl XII Championship squad. Inducted during halftime of the Cowboys-Seahawks game on Nov. 6, 2011.

★ **DON PERKINS** ★
Running Back, 1961-1968

Don Perkins was the first Cowboys player to rush for more than 6,000 yards. A six-time Pro Bowl selection, Perkins finished among the top 10 NFL rushers in each of his eight seasons. He was named NFL Rookie of the Year in 1961 and All-NFL in 1962. Perkins was signed before Dallas was granted its NFL franchise. A three-time All-Skyline pick at New Mexico, Perkins was inducted into the Ring of Honor at halftime of the Cowboys against N.Y. Giants on Nov. 7, 1976.





★ **MEL RENFRO** ★
Defensive Back, 1964-1977

Mel Renfro was named to the Pro Bowl his first 10 seasons in the NFL. He is the club's all-time leading interceptor with 52 and kickoff returner with a 26.4-yard career average. Renfro was drafted in the second round in 1964 after a career as an All-America halfback and world class sprinter at Oregon. A five-time All-Pro, Renfro was inducted into the Ring of Honor at halftime of the Cowboys against Miami, Oct. 25, 1981. In 1996 Renfro was elected to the Pro Football Hall of Fame.

★ **TEX SCHRAMM** ★

President and General Manager, 1959-1989

Texas Earnest Schramm Jr., served 29 seasons as president and general manager of the Cowboys, turning a 1960 expansion team into one of the most successful franchises in NFL history. Under Schramm, the team reached five Super Bowls, winning two, made 18 playoff appearances and compiled an NFL-record 20 consecutive winning seasons. Schramm was instrumental in creating the Dallas Cowboys Cheerleaders, developing the Cowboys Ring of Honor and bringing an annual Cowboys Thanksgiving Day game to the nation. Schramm, as chairman of the NFL Competition Committee from 1966 to 1988, was a driving force behind the development of instant replay, giving the head referee a microphone for penalty announcements and developing the wild-card playoff system. One of Schramm's most significant accomplishments was coordinating the merger of the NFL and the American Football League in 1966. He was inducted into the Pro Football Hall of Fame in 1991. Schramm was inducted into the Ring of Honor at halftime of the Cowboys game against Philadelphia on Oct. 12, 2003.



★ **EMMITT SMITH** ★
Running Back, 1990-2002

Emmitt Smith retired as the NFL's all-time rushing leader with 18,355 yards and scored more rushing touchdowns (164) than any other player in NFL history. Smith was selected to the Pro Bowl eight times, won four NFL rushing titles ('91, '92, '93 and '95), three Super Bowl titles, and a league (1993) and Super Bowl (XXVIII) MVP award. Smith broke Walter Payton's NFL rushing record at Texas Stadium on Oct. 27, 2002 on an 11-yard run in the fourth quarter against the Seattle Seahawks. Smith was inducted into the Ring of Honor with Troy Aikman and Michael Irvin on Monday Sept. 19, 2005 at halftime of the Cowboys-Redskins game. Smith was elected to the Pro Football Hall of Fame in 2010.



★ **ROGER STAUBACH** ★
Quarterback, 1969-1979

Roger Staubach led the Cowboys to six NFC Championship Games, four Super Bowls and two Super Bowl titles. A great clutch performer, Staubach led Dallas to comeback victories 23 times, 14 in the last two minutes or overtime. A five-time Pro Bowler, he was drafted by Dallas in 1964 after winning the Heisman Trophy and Maxwell Award at the Naval Academy. Staubach was inducted into the Ring of Honor at halftime of the Cowboys against Tampa Bay, Oct. 9, 1983. Staubach was elected to the Pro Football Hall of Fame in 1985.



STAFF

PLAYERS

2019 SEASON

RECORDS

PLAYOFF RECORDS

RING OF HONOR

SIDELINES



★ RANDY WHITE ★


Defensive Tackle, 1975-1988

A nine-time Pro Bowler during his 14 years with Dallas, Randy White established a club-record with eight straight All-Pro selections. White was co-MVP (with teammate Harvey Martin) in the Cowboys Super Bowl XII victory over Denver. A consensus All-America defensive end for Maryland in 1974, White won both the Outland Trophy and the Vince Lombardi Awards. White was inducted into the Ring of Honor at halftime of the Cowboys against Arizona on Oct. 9, 1994. White was also elected to the Pro Football Hall of Fame in 1994.

★ DARREN WOODSON ★

Safety, 1992-2003

Darren Woodson retired as the Dallas Cowboys all-time tackle leader, posting 1,350 through his 12-year playing career. Originally drafted in the second round of the 1992 draft, coming out of school as a linebacker, Woodson made the switch to safety and flourished in all phases of his career. He was a key part of a defense that won three Super Bowl Championships. A five-time Pro Bowler, Woodson is the only player in Cowboys history to play under five head coaches - Jimmy Johnson, Barry Switzer, Chan Gailey, Dave Campo and Bill Parcells. Until the year he finished playing, Woodson was a regular on special teams units, ranking second in club history with 134 career special teams tackles. Woodson was inducted into the Ring of Honor at halftime of the Cowboys-Seahawks game on Nov. 1, 2015.



★ RAYFIELD WRIGHT ★

Tackle, 1967-1979

Rayfield Wright is the only offensive lineman in the Ring of Honor. A seventh-round draft choice, Wright made the conversion from tight end to tackle and became the Cowboys most decorated offensive lineman of the 1970s. During his 13-year career, the "Big Cat" was selected to the Pro Bowl six times, named All-Pro on four occasions and was on two Super Bowl-winning teams in the 1970s. He was the leader of Dallas offensive line units that produced the club's first five 1,000-yard individual rushing seasons. Wright was inducted into the Ring of Honor at halftime of the Cowboys-N.Y. Giants game on Oct. 10, 2004. Wright was elected to the Pro Football Hall of Fame in 2006.

Historical Highlights

1960

LANDRY HIRED – Clint Murchison, Jr., and Bedford Wynne sign N.Y. Giants defensive assistant Tom Landry to a personal services contract on Dec. 27, 1959, with the intention of naming him head coach once they are awarded an expansion franchise by the NFL.

NFL FRANCHISE – Clint Murchison, Jr., and Bedford Wynne were awarded an expansion franchise in the NFL at the annual league meeting in Miami Beach, Fla. The Cowboys were to play as a "swing" team, playing every other team one time during the first season, although listed in the Western Conference standings (January 28).

COWBOYS STOCKED – A player pool was set up in the league meeting in Los Angeles, with each of 12 NFL teams freezing 25 names on its roster and the Cowboys allowed to pick three from each team for a total of 36 veterans. Dallas, once given the list, had to select its 36 players within 24 hours (March 13).

TRAINING STARTS – Rookies report to first Cowboys camp at Pacific University in Forest Grove, Oregon (July 9).

FIRST PRE-SEASON GAME – The Cowboys, less than six months in existence, get their first test and drop a 16-10 preseason game to San Francisco in Seattle (August 6).

FIRST HOME GAME – In their Dallas debut, in the Salesmanship Club preseason game, the Cowboys led the world champion Baltimore Colts into the final minute before a 62-yard pass from Johnny Unitas to Lenny Moore gave the Colts a 14-10 victory (August 19).

FIRST VICTORY – In a preseason game at Louisville, KY, the Cowboys beat the New York's Giants, 14-3, with Frank Clarke catching touchdown passes for 73 yards (Eddie LeBaron) and 74 yards (Don Meredith) (August 27).

FIRST LEAGUE GAME – In their first league game, Dallas fell to Pittsburgh, 35-28, with Bobby Layne leading a fourth-period Steelers rally (Sept. 24, Saturday night).

STREAK SNAPPED – Dallas snaps a 10-game loss streak by tying New York, 31-31, at Yankee Stadium (Dec. 4).

1961

TRAINING STARTS – Rookies launch training at new campsite – St. Olaf College in Northfield, Minn. (July 9).

FIRST LEAGUE WIN – Scoring 10 points in the final 56 seconds, the Cowboys score their first NFL victory, 27-24, over Pittsburgh in the '61 league opener in the Cotton Bowl. Allen Green's 27-yard field goal on the game's final play won it before 23,500 spectators (Sept. 17).

1962

TRAINING STARTS – Team begins training at new campsite – Northern Michigan College in Marquette, Mich. (July 13).

PENALTY HISTORY – For the first time in anyone's memory in an NFL game, points were awarded for a penalty. The Cowboys were holding in the end zone on a 99-yard touchdown pass from LeBaron to Clarke, and Pittsburgh was awarded a safety. The Steelers eventually won, 30-28 (Sept. 23).

100-YARD FIRSTS – Amos Marsh returned a kickoff 101 yards and Mike Gaechter returned a pass interception 100 yards, both plays for fourth quarter touchdowns in a 41-19 win over Philadelphia in Dallas. It was the first time in NFL history that two 100-yard runs had been made in the same game, much less by the same team in the same quarter (Oct. 14).

1963

SHIFT TO KANSAS CITY – The rival Dallas Texans of the AFL announce they are moving the franchise to Kansas City (Feb. 8).

CALIFORNIA TRAINING SITE – The Cowboys open training at California Lutheran College in Thousand Oaks, Calif. (July 12).

HOWTON SETS RECORD – Bill Howton broke Don Hutson's all-time receiving mark with a 14-yard catch at Washington. Hutson's record was 7,991 yards and the catch gave Howton an even 8,000 yards (Sept. 29).

1964

LANDRY CONTRACT – With one year to go on his original contract, Tom Landry is signed to a 10-year extension, in effect giving him an 11-year pact, possibly the longest in major pro sports history (Feb. 5).

1965

FIRST SELLOUT – An overflow crowd of 76,251 jams the Cotton Bowl for the Cleveland game, notching the team's first home sellout. Cleveland won, 24-17 (Nov. 21).

1966

PLAYOFF BOWL – After defeating New York, 38-20, in the season finale (and winning five of their last seven games) to get into the Playoff Bowl at Miami, the Cowboys fall to Baltimore, 35-3 (Jan. 15).

MERGER – Peace comes to pro football with Cowboys General Manager Tex Schramm completing two months of negotiations with AFL's Lamar Hunt, merging the two leagues under the NFL banner (June 8).

SCHRAMM ELEVATED – Texas E. Schramm, Vice President and General Manager of the Cowboys from the beginning, was named President of the club by Owner Clint Murchison, Jr., who retained the title of Chairman of the Board.

NEELY CASE SOLVED – Dallas and Houston reached agreement in the Ralph Neely case. Neely remained with Dallas with Houston receiving the Cowboys Nos. 1, 2 and two fifth round picks in the 1967 draft (Nov. 17).

THE CHAMPIONSHIP – The Cowboys won their first championship, capturing the Eastern Conference title with a 10-3-1 record, but lost the NFL Championship Game to Green Bay, 34-27.

1967

TEXAS STADIUM – On Dec. 23, Owner Clint Murchison, Jr. formally announced plans to build Texas Stadium in suburban Irving. The stadium, to be financed through a bond-option plan, would be ready for the 1970 season. The stadium would seat a minimum of 58,000.

SECOND CHAMPIONSHIP – Under the NFL's new format, the Cowboys easily won the Capitol Division and defeated Cleveland, Century Division winner, 52-14, in the Cotton Bowl for the Eastern conference championship. However, on Dec. 31 in Green Bay, the Cowboys lost their second bid for an NFL title, falling to the Packers, 21-17, in the 13 degree below weather.

1968

WIN CAPITOL – For the second straight year the Cowboys won the Capitol Division, but for the first time in three years the Cowboys did not win the Eastern Championship, being upset at Cleveland, 31-20, on Dec. 21. Dallas won the Runner-Up Bowl over Minnesota, 17-13.

1969

TEXAS STADIUM – Ground was broken for Texas Stadium in suburban Irving on January 25, and on June 29 Bert Rose was named general manager of the stadium.

ORIGINALS RETIRE – An era ended for the Cowboys in July. On July 5th at a press conference in Dallas, quarterback Don Meredith, the last of the original Cowboys, announced his retirement. Then, on July 18th, the day the veterans were to report to training camp, all-time rushing great Don Perkins officially retired.

REPEAT CAPITOL WINS – Once again the Cowboys rolled to the Capitol Division Championship with an 11-2-1 season. However, the Cowboys failed to win the Eastern Championship when on Dec. 28, the Cowboys lost to Cleveland, 38-14, in the Cotton Bowl.

1970

FIVE STRAIGHT PLAYOFFS – The Cowboys won their last five games to finish 10-4, claim the Eastern Division championship and make the playoffs for the fifth year in a row. They defeated Detroit, 5-0, in the opening round to get a shot at the National Conference championship.

FIRST NFC TITLE – The Cowboys captured the biggest prize of their 11-year history on Jan. 3, 1971 when they downed San Francisco, 17-10, for the NFC crown. A 16-13 loss to Baltimore in the Super Bowl Jan. 17 left Dallas with one major goal still unrealized.

1971

TEXAS STADIUM – The Cowboys opened a new era in their sparkling Irving, Tex., home with a 44-21 victory over the New England Patriots on Oct. 24. Duane Thomas scored the first touchdown in the new stadium, a 56-yard run just two minutes and 16 seconds after the opening kickoff. Attendance was 65,708.

SIX STRAIGHT PLAYOFFS – The Cowboys won their last seven games to finish 11-3, claim the Eastern Division championship and make the playoffs for the sixth year in a row. They defeated Minnesota, 20-12, in the opening round.

SECOND NFC TITLE – For the second consecutive year, the Cowboys met the San Francisco 49ers in the National Conference showdown. This time Dallas won 14-3, to qualify for its second straight Super Bowl.

FIRST WORLD CHAMPIONSHIP – The Cowboys downed the Miami Dolphins, 24-3, to win Super Bowl VI in New Orleans on Jan. 16. It was the 10th victory in a row for Dallas as Roger Staubach passed for two touchdowns and was named the game's Most Valuable Player.

1972

FIRST 1,000-YARD BACK – Calvin Hill became the first Dallas player to rush for 1,000 yards when he gained 111 on Dec. 9 against the Washington Redskins in Texas Stadium. Hill wound up with 1,036 yards for the season on a record 245 carries.

SEVEN STRAIGHT PLAYOFFS – The Cowboys qualified for the NFL playoffs a record seventh consecutive year, their 10-4 record earning them the National Conference Wild Card berth. Roger Staubach passed for two touchdowns in the last 1:30 to give the Cowboys a 30-28 victory at San Francisco in the first round. Then, at Washington on New Year's Eve, Dallas was foiled in its bid for a third straight NFL title with the Redskins win, 16-3.

1973

100 VICTORIES – The Cowboys and Coach Tom Landry recorded their 100th victory with a 40-3 Texas Stadium win over the New Orleans Saints on Sept. 24. Landry ended the season with a career mark of 108-80-6 to rank ninth on the list of the NFL's all-time winningest coaches.

EIGHT STRAIGHT PLAYOFFS – The Cowboys regained the NFC Eastern Division title with a 10-4 record and broke their own NFL record by reaching the playoffs for the eighth year in a row. Dallas defeated the Western Division champion Los Angeles Rams in the first round, 27-16, but fell to Central Division winner Minnesota in the NFC Championship Game, 27-10

1974

FIRST TOP DRAFT CHOICE – For the first time in their history, the Cowboys had the very first choice in the NFL Draft. The No. 1 pick came to Dallas from Houston in exchange for Tody Smith and Billy Parks. The Cowboys selected Ed "Too Tall" Jones, a 6-9, 260-pound defensive end from Tennessee State.

PLAYOFFS MISSED – The record breaking string of eight straight years in the NFL playoffs was broken when the club's 8-6 record failed to qualify.

1975

LILLY HONORED – "Mr. Cowboy" was honored on Bob Lilly Day at Texas Stadium at halftime of the Philadelphia game on Nov. 23. It was first such recognition ever given to a Dallas player. Lilly never missed a game in 14 years with the Cowboys, earning All-Pro honors seven times at defensive tackle before retiring prior to the '75 season.

TEN STRAIGHT WINNING SEASONS – The Cowboys 10-4 record earned them the NFC Wild Card berth in the playoffs. The composite record over 10 straight winning seasons was 101-37-2.

THIRD NFC TITLE – After shocking Minnesota in the first round, 17-14, on Roger Staubach's 50-yard "Hail Mary" pass to Drew Pearson, the Cowboys traveled to Los Angeles for the NFC showdown. Staubach threw four touchdown passes, three to Preston Pearson, and Dallas won, 37-7. Pittsburgh won Super Bowl X on Jan. 18 in Miami, 21-17.

1976

MEREDITH, PERKINS HONORED – Former Cowboys greats Don Meredith and Don Perkins joined Bob Lilly in the Ring of Honor at Texas Stadium during halftime ceremonies at the New York Giants game on Nov. 7.

ELEVEN STRAIGHT WINNING SEASONS – The Cowboys won the NFC Eastern Division title with their 11-3 record, giving them their 11th straight winning season and 10th playoff berth in that period. A 14-12 first round loss to Los Angeles – the first time Dallas had lost in the first round under the current playoff setup – ended the season.

1977

HOWLEY HONORED – Former All-Pro linebacker Chuck Howley, a Cowboy from 1961 through 1973, became the fourth member of the Ring of Honor. Howley was honored during ceremonies at halftime of the Detroit Lions game on Oct. 30.

TWELVE STRAIGHT WINNING SEASONS – Getting off to an 8-0 start, their best ever, the Cowboys rolled to a 12-2 record, the championship of the NFC East, and their 12th consecutive winning season. They opened their 11th visit to the playoffs in those 12 years with a 37-7 first-round victory over the Chicago Bears at Texas Stadium.

FOURTH NFC TITLE – Dallas crushed the Minnesota Vikings at Texas Stadium, 23-6, for National Conference crown No. 4 and the right to meet the Denver Broncos in Super Bowl XII.

SECOND WORLD CHAMPIONSHIP – The Cowboys stopped the Denver Broncos, 27-10, to win Super Bowl XII in New Orleans on Jan. 15, 1978. In the process, Dallas tied Minnesota for most Super Bowl appearances (four) and Green Bay, Miami and Pittsburgh for most Super Bowl victories (two). Defensive linemen Harvey Martin and Randy White were named co-MVPs in the game.

1978

THIRTEEN STRAIGHT WINNING SEASONS – After a mediocre 6-4 start, the Cowboys won six straight games to finish the expanded regular season with a 12-4 record and their 10th division crown. It marked the Cowboys 13th consecutive winning season and 12th trip to the playoffs in that span. Dallas rallied to beat Atlanta 27-20 in a divisional playoff at Texas Stadium, sending the Cowboys to their seventh NFC championship game in the past nine years.

FIFTH NFC TITLE – Dallas shut out the Rams in Los Angeles 28-0 in the National Conference title game to advance to the Super Bowl a record fifth time, including three of the last four. In the first Super Bowl rematch, Pittsburgh edged the Cowboys 35-31 for the NFL championship on Jan. 21 in Miami's Orange Bowl.

1979

TWENTIETH ANNIVERSARY – The Cowboys celebrated their 20th anniversary season at halftime of the St. Louis Cardinals game at Texas Stadium on Oct. 21. Star players from each of those 20 seasons plus Coach Tom Landry were introduced during the halftime ceremonies.

FOURTH STRAIGHT NFC EAST TITLE – The Cowboys won their final three regular season games to finish with an 11-5 record, their 11th division championship, including the past four NFC East titles, and 14th consecutive winning season. The

Cowboys made their 13th trip to the playoffs in those 14 years, but were eliminated by Los Angeles 21-19 in a divisional playoff at Texas Stadium.

1980

STAUBACH RETIRES – At a press conference at Texas Stadium on March 31, quarterback Roger Staubach announced his retirement after 11 record-breaking years with the Cowboys. Staubach held all major Cowboys passing records and was the all-time leading NFL passer.

LILLY ENTERS HALL OF FAME – Bob Lilly, a seven-time All-Pro defensive tackle in his 14-year career with the Cowboys from 1961-74, became the first Cowboys player to be inducted into the Pro Football Hall of Fame. Enshrined along with Lilly on Aug. 2 at Canton, Ohio, were Herb Adderley, who played for the Cowboys from 1970-71, Jim Otto and Deacon Jones.

FIFTEEN STRAIGHT WINNING SEASONS – Behind new starting quarterback Danny White, the Cowboys rolled to their 15th consecutive winning season with a surprising 12-4 record, tied for best in the league with Philadelphia and Atlanta. The Cowboys lost the NFC East title to Philadelphia on a tie-breaker, but entered the playoffs for the 14th time in 15 years, this time as a wild card team. The Cowboys beat Los Angeles 34-13 at Texas Stadium in the NFC Wild Card Game and rallied past the Falcons at Atlanta 30-27 to advance to the NFC Championship Game at Philadelphia. But the Cowboys lost 20-7 in their bid for a sixth Super Bowl appearance.

LANDRY'S 200TH VICTORY – Tom Landry joined George Halas and Curly Lambeau as the only coaches with 200 NFL victories when the Cowboys beat Los Angeles 34-13 on Dec. 28 at Texas Stadium in the NFC Wild Card Game, raising Landry's record to 200-119-6, counting regular season and playoff games.

1981

RENFRO HONORED – Former All-Pro defensive back Mel Renfro, the Cowboys all-time leading pass interceptor, became the fifth member of the Cowboys Ring of Honor. Renfro, who played for Dallas from 1964 through 1977, was honored during halftime ceremonies of the Cowboys-Miami Dolphins game at Texas Stadium on Oct. 25.

TWELFTH DIVISION CHAMPIONSHIP – The Cowboys regained the NFC Eastern Division Championship, their 12th division title since 1966, with a 12-4 record and tied Oakland's NFL mark of 16 consecutive winning seasons. Entering the playoffs for the 15th time in that span, the Cowboys advanced to the NFC Championship Game for the ninth time in 12 years by routing Tampa Bay 38-0 at Texas Stadium. But for the second year in a row Dallas lost the conference title game. San Francisco scored a last-minute touchdown at Candlestick Park to edge the Cowboys 28-27 for a berth in Super Bowl XVI.

1982

200TH REGULAR-SEASON VICTORY – The Cowboys beat Washington 24-10 at RFK Stadium on Dec. 5 for the club's and Coach Tom Landry's 200th regular season victory.

SEVENTEEN STRAIGHT WINNING SEASONS – The Cowboys finished the strike-shortened regular season 6-3 to establish an NFL record of 17 consecutive winning seasons. Entering the playoffs for a record-tying eighth straight year and for the 16th time in 17 years, the Cowboys beat Tampa Bay 30-17 and Green Bay 37-26, both at Texas Stadium, to advance to the NFC Championship Game for the third year in a row. But again the Cowboys come up short, losing 31-17 at Washington.

1983

STAUBACH HONORED – Former quarterback Roger Staubach, who led the Cowboys to four Super Bowls, became the sixth member of the Ring of Honor during halftime ceremonies of the Cowboys-Tampa Bay game on Oct. 9.

NEW HEADQUARTERS – Ground was broken on Nov. 29 for the Cowboys new headquarters and training facility at The Valley Ranch in northwest Dallas County.

EIGHTEEN STRAIGHT WINNING SEASONS – The Cowboys extended their NFL record to 18 consecutive winning seasons with a 12-4 finish. The club also set a league record with its ninth straight playoff appearance, qualifying as a wild card entry. The L.A. Rams eliminated Dallas from the playoffs, however, with a 24-17 upset victory at Texas Stadium in the NFC Wild Card Game on Dec. 26.

1984

SILVER SEASON – The Cowboys kicked off their 25th anniversary with a news conference at Texas Stadium on Jan. 27. President Tex Schramm announced the Cowboys would celebrate their 25th anniversary during 1984 under the theme "Silver Season."

OWNERSHIP CHANGES HANDS – The sale of the Cowboys from the Murchison family to an 11-member limited partnership headed by Dallas businessman H.R. "Bum" Bright was approved by NFL owners on March 19 at the league's annual meeting in Honolulu. The sale was completed on May 18.

NINETEEN STRAIGHT WINNING SEASONS – The Cowboys defeated the Eagles 26-10 in Philadelphia to extend their NFL record to 19 consecutive winning seasons. The Cowboys finished 9-7 and missed the playoffs for the first time in 10 years and only the second time in 19 years.

1985

STAUBACH ENTERS HALL OF FAME – Roger Staubach, the master of the comeback victory during his 11-year career as a Cowboys quarterback, was inducted into the Pro Football Hall of Fame in his first year of eligibility. Enshrined with Staubach on Aug. 3 at Canton, Ohio, were Pete Rozelle, Joe Namath, O.J. Simpson and Frank Gatski. Staubach joined Bob Lilly as the only players who spent their entire career with the Cowboys to be elected to the Hall of Fame.

TEXAS STADIUM IMPROVEMENTS – Texas Stadium unveiled a new look when the Cowboys opened their preseason schedule against Green Bay on Aug. 10. The stadium became the first to have two DiamondVision color scoreboards, and the addition of 118 Crown Suites gave Texas Stadium more private suites, 296, than any stadium in the nation.

COWBOYS RANCH OPENS – Cowboys players and coaches reported on Aug. 27 to the team's new headquarters and training facility at Cowboys Center in Valley Ranch.

DORSETT PASSES 10,000 YARDS – On a 19-yard sweep around left end, Tony Dorsett, became the sixth player in NFL history to rush for 10,000 yards. Dorsett's feat highlighted a 27-13 victory over Pittsburgh at Texas Stadium on Oct. 13.

THIRTEENTH DIVISION CHAMPIONSHIP – The Cowboys edged the New York Giants 28-21 on Dec. 15 at Texas Stadium to capture the NFC Eastern Division championship for the first time since 1981. Picked in most season previews to finish third or fourth in the division, the Cowboys rallied for their NFL record 20th consecutive winning season, a 13th division title in 20 years and a playoff berth for the 18th time in that span. But in their NFL record 36th playoff game appearance, the Cowboys fell 20-0 to the Los Angeles Rams in Anaheim Stadium on Jan. 4.

1986

COWBOYS GO TO LONDON – The Cowboys began preparations for their first trip to a foreign country when the NFL announced on March 12 that the Cowboys would play the Super Bowl champion Chicago Bears in a preseason game at London's Wembley Stadium on Aug. 3.

100TH WIN AT TEXAS STADIUM – Dallas defeated St. Louis 37-6 for the club's 100th victory at Texas Stadium. Since the facility opened in 1971 the Cowboys have compiled a 100-25 (.800) record.

STREAK BROKEN – The Cowboys streak of 20 consecutive winning seasons from 1966 through 1985, third longest in professional sports history, came to an end when the club finished with a 7-9 record after losing seven of its last eight games. Only baseball's New York Yankees (39 straight winning seasons, 1926-64) and hockey's Montreal Canadiens (32 from 1951-52 through 1982-83) surpassed the Cowboys accomplishments.

1987

FOUNDER DIES – Cowboys founder Clint Murchison, Jr., died March 30 after a long illness. Murchison, 63, who owned the club until 1984, acquired the expansion Dallas franchise in the NFL in 1960. He hired Tex Schramm as general manager, gave Tom Landry a 10-year contract when his coaching career was in doubt in 1964 and was instrumental in the building of Texas Stadium.

DORSETT GETS 12,000 YARDS – Tony Dorsett became the fourth rusher in NFL history to gain more than 12,000 yards when he registered 52 yards against the Rams on Dec. 21 for a career total of 12,036. The only runners ahead of Dorsett were Walter Payton, Jim Brown and Franco Harris.

1988

LANDRY TIES LAMBEAU – Dallas opened the 1988 season against Pittsburgh on Sept. 12 and Tom Landry tied an NFL record held by Curly Lambeau by coaching in his 29th consecutive season with the same team. Lambeau led the Green Bay Packers from 1921-49.

1989

JONES ACQUIRES COWBOYS, NAMES JOHNSON COACH – Jerry Jones reached an agreement to purchase the Cowboys from Bum Bright on Feb. 25 and announced that University of Miami Coach Jimmy Johnson would replace Tom Landry.

SALE APPROVED, SCHRAMM RESIGNS – The sale of the Cowboys to Jerry Jones was unanimously approved by NFL owners on April 18 at a special meeting in New York. At the same meeting, Tex Schramm was named president of the new World League of American Football. He announced his resignation as president and general manager of the Cowboys after 29 years with the club.

AIKMAN SIGNED – The Cowboys, holding the No. 1 pick in the NFL Draft for only the second time in their history, announced the signing of quarterback Troy Aikman to a six-year contract on April 20.

WALKER TRADED – Herschel Walker is traded to Minnesota on Oct. 12 for five players, six conditional draft choices and a 1992 first round draft choice. Among the players who actually came to Dallas as a result of the trade include Emmitt Smith, Russell Maryland, Kevin Smith and Darren Woodson.

JORDAN HONORED – Former All-Pro linebacker Lee Roy Jordan (1963-76), became the seventh member of the Ring of Honor. Jordan was honored during ceremonies at halftime of the Phoenix Cardinals game on Oct. 29.

1990

AUSTIN TRAINING CAMP – Beginning on July 18, nearly 100,000 fans visit the Cowboys first ever in-state training camp at St. Edward's University in Austin, Tex.

LANDRY ENTERS HALL OF FAME – Tom Landry, who led the Cowboys to five Super Bowls and 20 consecutive winning seasons as the Cowboys head coach from 1960-88, was inducted into the Pro Football Hall of Fame in his first year of eligibility. Enshrined on Aug. 4 at Canton, Ohio, Landry joined former Dallas players Bob Lilly and Roger Staubach as the only Hall of Fame members who built their achievements with the Cowboys.

SMITH ROOKIE OF THE YEAR, JOHNSON COACH OF THE YEAR – Following a dramatic turn-around season where the team posted a 7-9 record and missed the playoffs by one game, Jimmy Johnson was named the NFL Coach of the Year by the Associated Press. Running back Emmitt Smith, who led all NFL rookie running backs in rushing yardage and touchdowns, was named the A.P.'s NFC Offensive Rookie of the Year.

1991

RECORD DRAFT HAUL INCLUDES MARYLAND AS NO. 1 OVERALL PICK – After a pre-draft trade with the New England Patriots, the Cowboys used the No. 1 overall selection in the NFL Draft for only the third time in franchise history. Dallas chose Outland Trophy winner Russell Maryland (DT) with the top pick. The Cowboys went on to acquire 16 more choices, setting a club record for most selections in a 12-round draft with 17 overall.

SCHRAMM ENTERS HALL OF FAME – One of the NFL's true innovators, and the guiding force behind the development of America's Team, Tex Schramm was inducted into the Pro Football Hall of Fame on July 27, 1991. Schramm, who served as the President and General Manager of the Dallas Cowboys from the team's inception in 1960 until his retirement in 1989, joined Staubach, Lilly and Landry with his enshrinement in Canton, Ohio.

RETURN TO THE PLAYOFFS – After winning the final five games of the season, Dallas finished with an 11-5 record – the team's best mark since the 1983 season. The initial spark to the winning streak was a 24-21 win over the eventual World Champion Washington Redskins on Nov. 24. The win, at Washington's RFK Stadium, ended the Redskins' bid for a perfect regular season after 11 straight wins. Dallas finished second in the NFC East and qualified as the NFC's No. 2 Wild Card Playoff entry, marking the club's first postseason trip since 1985. Dallas traveled to Chicago and defeated the Bears 17-13 in the opening round Wild Card Game before dropping a 38-6 decision at Detroit the following week.

SMITH AND IRVIN LEAD NFL – Emmitt Smith and Michael Irvin became the first two players from the same team to lead the NFL in rushing yardage and receiving yardage in the same season. Smith had 1,563 yards rushing, while Irvin set single-season club records for receptions (93) and receiving yardage (1,523). Both players were named to the NFC Pro Bowl squad along with tight end Jay Novacek and quarterback Troy Aikman. The Cowboys sent four offensive players to the Pro Bowl for the first time since 1979, and Irvin was named the MVP of the Pro Bowl Game.

1992

JONES NAMED TO COMPETITION COMMITTEE – On May 1, Jerry Jones, was appointed to the NFL's Competition Committee by Commissioner Paul Tagliabue. Jones became the first owner to serve on the prestigious committee since the death of Cincinnati's Paul Brown.

FOURTEENTH DIVISION CHAMPIONSHIP – Before a national television audience on ABC's Monday Night Football, the Cowboys defeated the Atlanta Falcons (41-17) at the Georgia Dome to claim the NFC Eastern Division Championship. The victory marked the Cowboys first divisional title since 1985.

RECORD NUMBER OF OFFENSIVE PRO BOWL SELECTIONS – Six players from the Cowboys offense were selected to play in the Pro Bowl: RB Emmitt Smith, TE Jay Novacek, QB Troy Aikman, WR Michael Irvin, G Nate Newton and C Mark Stepnoski. The six players establish a Dallas Cowboys record for most offensive players selected to the Pro Bowl.

CLUB RECORD FOR VICTORIES/SMITH EARNS SECOND RUSHING TITLE – On Dec. 27, Dallas defeated Chicago by a 17-14 score at Texas Stadium. The victory was the 13th of the year for Dallas, establishing a new club record for victories in a season. Emmitt Smith finished the season with 1,713 rushing yards, enabling Smith to become the first player to win back-to-back NFL rushing titles since Eric Dickerson (1983-84).

ROAD ATTENDANCE RECORD SET – The Cowboys set a new team record for road attendance by averaging 72,523 fans-per-road game in 1992. The team also played before a sold-out stadium in all 16 regular season games for the first time since the 1981 season.

SIXTH NFC TITLE – On January 17, 1993, the Cowboys defeated the San Francisco 49ers by a 30-20 score at Candlestick Park. The victory sends Dallas to Super Bowl XXVII in Pasadena, marking the Cowboys first NFC title, and Super Bowl trip, since 1978.

THIRD WORLD CHAMPIONSHIP – While making an NFL record sixth Super Bowl appearance, the Cowboys defeated Buffalo 52-17 in Super Bowl XXVII at the Rose Bowl in Pasadena on Jan. 31, 1993. The victory enabled the Cowboys to become the only franchise in NFL history to win more than one Super Bowl under two different ownerships. The Super Bowl crowd of 98,374 was the largest crowd to ever witness a Dallas Cowboys game. The game was also witnessed by 133.4 million television viewers, making Super Bowl XXVII the most watched event in television history.

1993

WHITE HOUSE VISIT – On March 5, the Super Bowl Champion Dallas Cowboys became the first athletic team to visit the White House under the Clinton administration. The Cowboys team visit to the White House was the first in club history.

LANDRY HONORED – Former Head Coach Tom Landry, who led Dallas to two Super Bowl wins and five NFC titles in his 29 years at the Cowboys helm, became the eighth member of the Ring of Honor during halftime ceremonies of the Cowboys-New York Giants game on Nov. 7.

RECORD NUMBER OF PRO BOWL SELECTIONS – An NFC-record 11 Dallas players were selected to the Pro Bowl, including a club-record eight offensive selections (seven Pro Bowl starters).

FIFTEENTH DIVISION CHAMPIONSHIP – In the final game of the regular season on Jan. 2, the Cowboys defeat the New York Giants 16-13 in overtime at Giants Stadium to claim their 15th division crown and their second consecutive NFC East title.

SMITH EARNS THIRD RUSHING TITLE – Emmitt Smith finishes the season with 1,486 yards to earn his third straight NFL rushing crown. He becomes just the fourth man in NFL history to win three consecutive rushing titles.

SEVENTH NFC TITLE – Dallas defeats San Francisco 38-21 in the NFC Championship Game at Texas Stadium. The victory gives the Cowboys an NFL-record seventh conference championship in the first conference title game to be played at Texas Stadium since Jan. 1, 1978 (a 23-6 win over Minnesota).

FOURTH WORLD CHAMPIONSHIP – Dallas becomes one of just three NFL teams to win four Super Bowls by defeating Buffalo (30-13) in Super Bowl XXVIII. The game, played at the Georgia Dome in Atlanta, featured two rushing touchdowns by Super Bowl MVP Emmitt Smith. Dallas raised its NFL record number of Super Bowl appearances to seven (one fourth of all the Super Bowl games played).

1994

SWITZER NAMED HEAD COACH – Barry Switzer is named the new head coach of the Dallas Cowboys – and the third head coach in team history – on March 30. Switzer replaces Jimmy Johnson, who stepped down as the Cowboys head coach the previous day.

DORSETT AND WHITE ENTER HALL OF FAME – Tony Dorsett, the Cowboys all-time leading rusher in his 11-year career with the Cowboys from 1977-87, and Randy White, a nine-time Pro Bowl defensive tackle in his 14-year career with the Cowboys from 1975-78, are both inducted into the Pro Football Hall of Fame in their first year of eligibility. They were enshrined on July 30 in Canton, Ohio.

NFL RECORD CROWD IN MEXICO CITY – The Cowboys travel to Mexico City to play the Houston Oilers in a preseason game in front of 112,376 fans, the largest crowd to ever witness an NFL game (Aug. 15).

DORSETT AND WHITE HONORED – Former All-Pros, running back Tony Dorsett and defensive tackle Randy White, became the ninth and tenth members of the Ring of Honor. They were honored during ceremonies at halftime of the Arizona Cardinals game on Oct. 9.

SIXTEENTH DIVISION CHAMPIONSHIP – The Cowboys clinched the NFC Eastern Division Crown in the first week of December with a 31-19 victory over the Eagles in Philadelphia (Dec. 4).

RECORD NUMBER OF PRO BOWL SELECTIONS – AGAIN – For the second straight year, the Cowboys send 11 players to the Pro Bowl, tying the NFC record that Dallas established in 1993.

NFL RECORD FOR TITLE GAME APPEARANCES – While making an NFL record 13th NFC Championship Game appearance, the Cowboys become the only team in NFL history to advance to at least two championship games in every decade of the team's existence. Dallas fell short of its third straight Super Bowl with a 38-28 loss to the San Francisco 49ers at Candlestick Park on Jan. 15, 1995.

1995

SEVENTEENTH DIVISION CHAMPIONSHIP – On Dec. 24, Dallas wrapped up its fourth straight NFC Eastern Division title – a feat that no other NFC East team has accomplished other than the Cowboys teams from 1976 to 1979.

SMITH WINS FOURTH RUSHING CROWN – Emmitt Smith closes the season with a team-record 1,773 rushing yards and an NFL record 25 touchdowns. Smith led the NFL in rushing for the fourth time in five years, becoming just the fifth player in NFL history to win at least four rushing titles.

TEN PRO BOWLERS SELECTED – Ten Cowboys are selected to the NFC Pro Bowl squad. Since 1993, Dallas has earned 32 Pro Bowl selections – the most ever by one team over a three year period of time.

EIGHTH NFC TITLE – The Cowboys win an NFL record eighth conference championship game by defeating the Green Bay Packers 38-27 at Texas Stadium on Jan. 14, 1996. The victory marked the Cowboys third NFC title in four years.

THREE SUPER BOWL TITLES IN FOUR YEARS – Dallas becomes the first team in NFL history to win three Super Bowls in a four year period by defeating the Pittsburgh Steelers 27-17 in Super Bowl XXX at Sun Devil Stadium in Tempe, AZ. The game, played on Jan. 28, 1996, is witnessed by 138.4 million television viewers, making Super Bowl XXX the most watched event in television history. The victory enables Dallas to earn its fifth Super Bowl title – joining the San Francisco

49ers as the only NFL franchises to win five Super Bowls. The Cowboys have now appeared in an NFL record eight Super Bowls – three more than any other team.

1996

RENFRO ENTERS HALL OF FAME – Mel Renfro, a 10-time Pro Bowl selection, becomes the seventh player in club history to gain induction into the Pro Football Hall of Fame. During his 14-year career, Renfro became one of the best to ever play in the secondary, recording 52 career interceptions and a 26.4-yard career kickoff return average – marks that still stand as club records.

SMITH PASSES 10,000 YARDS – On a six-yard dash up the middle against Washington on Thanksgiving Day, Emmitt Smith became the 12th player in NFL history to rush for 10,000 yards. Smith's feat highlighted a 21-10 win over the Redskins at Texas Stadium on Nov. 28.

NINE PRO BOWLERS SELECTED – A NFL-high nine players are selected to the NFC Pro Bowl squad, the fourth straight year Dallas has led the NFL in Pro Bowl selections. Over the past four seasons, Dallas has sent 41 players to Hawaii, the most ever in the NFL in a four-year period. The next highest total was posted by the 1971-74 Miami Dolphins with 38.

EIGHTEENTH DIVISION CHAMPIONSHIP – On Dec. 15, Dallas wrapped up its fifth straight NFC Eastern Division title – a feat never before achieved in the NFC East – and the eighteenth division title in team history with a 12-6 win over New England at Texas Stadium. The Carolina Panthers eliminated the Cowboys from the playoffs in a divisional playoff loss at Carolina.

1997

IRVIN TOPS 10,000 YARDS – On a 14-yard touchdown reception at Washington on Oct. 13, Michael Irvin became the 14th player in NFL history to record over 10,000 yards receiving.

PLAYOFF STREAK SNAPPED – The Cowboys close the 1997 season with a 6-10 record, marking the team's first non-playoff season since 1990.

1998

GAILEY NAMED HEAD COACH – Jerry Jones named Chan Gailey as the fourth head coach in the history of the Dallas Cowboys franchise on Feb. 12. Gailey, who had previously served as the Pittsburgh Steelers offensive coordinator, replaced Barry Switzer, who resigned from his position on January 9th.

TRAINING CAMP OPENS IN WICHITA FALLS – The Cowboys open training camp at Midwestern State University in Wichita Falls, Texas on July 15. Attendance figures for the four-week camp exceed 100,000.

SANDERS SETS RETURN MARK – On Sept. 21, Deion Sanders returned a punt 59 yards for a touchdown in the first half at the New York Giants and then took an interception 71 yards for a score in the fourth quarter. It was the first time in club history one player scored two touchdowns on returns of any kind in the same game.

SMITH BECOMES CLUB'S ALL-TIME RUSHER – With 163 yards on 29 carries in a 16-6 win over the New York Giants on Nov. 8, Emmitt Smith becomes the Dallas Cowboys all-time leading rusher. Smith's performance pushes him past Tony Dorsett (12,036) and into the Cowboys top spot.

NINETEENTH DIVISION CHAMPIONSHIP – After a one-year absence from postseason play, the Cowboys clinch their sixth NFC Eastern Division title in the last seven years with a 13-9 win over Philadelphia at Texas Stadium on Dec. 20. The 1998 division crown is the 19th division championship (15th NFC East title) in the club's 39-year history.

SMITH BECOMES NFL'S ALL-TIME RUSHING TOUCHDOWN LEADER – After scoring a first half touchdown on a one-yard run against the Redskins at Texas Stadium, Emmitt Smith becomes the NFL's all-time leader in rushing touchdowns, passing Marcus Allen (123). Smith later added a 26-yard score to give him 125 rushing touchdowns by season's end.

COWBOYS POST 10 WINS AND SWEEP NFC EAST – The Cowboys closed the year with a 23-7 victory over Washington and a 10-6 record, marking the 23rd season in which Dallas recorded at least 10 wins – a NFL record. The win over the Redskins also enabled Dallas to become the first team in the history of the NFC East to post an 8-0 record in division play.

COWBOYS EXTEND NFL-RECORD WITH 25TH PLAYOFF APPEARANCE – The Cowboys extended their NFL record for postseason appearances to 25 with a 20-7 loss to Arizona in a NFC Wild Card Playoff Game at Texas Stadium on Jan. 2, 1999.

1999

COWBOYS COMEBACK – The Cowboys overcome a 21 point fourth quarter deficit and pull out an overtime win over the Washington Redskins in the season opener on Sept. 12. After the team scored 21 points in the fourth quarter to tie the game – tying the largest deficit overcome to win a game – Troy Aikman connected with Raghib Ismail on a 76-yard bomb in overtime to provide the final margin of victory.

IRVIN RECORDS FINAL CATCH – On Oct. 10 at Veterans Stadium in Philadelphia, wide receiver Michael Irvin went across the middle and hauled in an eight-yard reception for the 750th catch of his career. The catch would be the last of his career as he suffered neck and back injuries on the play and was never able to return to the playing field. Irvin finished his career tied for 10th on the NFL's all-time reception list and was ninth all-time in receiving yards.

SELLOUT STREAK ENDS – The Dallas Cowboys NFL-record of consecutive games in front of sold out stadiums comes to an end on Dec. 24, 1999 in a Christmas Eve game against the New Orleans Saints in the Louisiana Superdome. The

streak, which included home and away games, came to a halt after 160 games. It began on December 23, 1990 at Philadelphia's Veterans Stadium and included 79 straight sell-outs at Texas Stadium (including playoffs) and 81 straight sell-outs on the road (including playoffs).

AIKMAN NFL'S WINNINGEST QUARTERBACK – With eight wins in 1999, Troy Aikman became the winningest starting quarterback of any decade in NFL history with 90 wins in the 1990s. He broke the mark of 86 wins set by Joe Montana in the 1980s.

TEAM OF THE 90'S – The Cowboys close the century as the NFL's most successful team in the decade of the 1990s. From 1990 to 1999, Dallas qualified for the playoffs eight times, won six division titles, made four trips to the conference championship game and won three Super Bowls.

SMITH BECOMES NFL'S ALL-TIME LEADING POSTSEASON RUSHER – Emmitt Smith ran for 99 yards in a 27-10 loss at Minnesota in an NFC Wild Card Playoff Game on Jan. 9, 1999. The total gave Smith the NFL record with 1,586 career postseason rushing yards, moving him past Franco Harris (1,556).

2000

CAMPO NAMED HEAD COACH – Jerry Jones named Cowboys defensive coordinator Dave Campo as the fifth head coach in franchise history on Jan. 26. Campo spent the previous 11 seasons as an assistant coach in Dallas and was the defensive coordinator for the 1995 team that won Super Bowl XXX. He replaced Chan Gailey, who was fired on Jan. 11.

TOM LANDRY DIES – After a long battle with leukemia, Tom Landry died on Feb. 12 at the age of 75.

SMITH ECLIPSES 15,000 YARDS – With 150 yards rushing against Washington on Dec. 10, running back Emmitt Smith became just the third player in NFL history to rush for over 15,000 career yards, joining Walter Payton and Barry Sanders. Smith's effort also pushed him past the 1,000-yard mark for the season, marking the 10th consecutive season he has done so. Barry Sanders is the only other player to have accomplished this feat.

2001

AIKMAN RETIRES – At a press conference at Texas Stadium on April 9, quarterback Troy Aikman announced his retirement after 12 seasons with the Cowboys. Aikman departed holding or tied for 47 separate club passing records.

HAYES HONORED – Former All-Pro wide receiver Bob Hayes, the "World's Fastest Human," became the 11th member of the Ring of Honor. He was inducted during a ceremony at halftime of the San Diego game on Sept. 23.

2002

SMITH BECOMES NFL'S ALL-TIME LEADING RUSHER – On second-and-seven from the Dallas 30-yard line with 9:28 remaining in the fourth quarter against Seattle at Texas Stadium on Oct. 27, Emmitt Smith burst up the middle on an 11-yard run to become the NFL's all-time leading rusher. With that carry, he moved past Walter Payton's mark of 16,726 career rushing yards. Smith finished the day with 109 yards on 24 carries. By season's end, he had extended the record to 17,162 career rushing yards.

2003

PARCELLS BECOMES SIXTH COACH IN CLUB HISTORY – On Jan. 2, Bill Parcells was named the sixth head coach in club history, replacing Dave Campo who was fired on December 30. In 15 seasons as a head coach with the New York Giants, the New England Patriots and the New York Jets, Parcells has posted a 149-106-1 record, including victories in Super Bowls XXI and XXV with the Giants and an appearance in Super Bowl XXXI with the Patriots. His 149 career wins place him 13th in NFL history.

EMMITT SMITH RELEASED – On Feb. 27, Emmitt Smith was released after 13 seasons with the club. He departs as the NFL's all-time leading rusher and holds or is tied for 62 club records. On March 27, Smith signed a two-year contract with the Arizona Cardinals.

TEX SCHRAMM DIES – One of the founding fathers of the Dallas Cowboys, Tex Schramm died on July 15 at the age of 83.

SCHRAMM HONORED – The first president and general manager of the club, Tex Schramm became the 12th member of the Ring of Honor. He was a driving force in turning a 1960 expansion team into one of the most popular and successful sports franchises in the world. Schramm was honored during a halftime ceremony of the Philadelphia game on Oct. 12.

COWBOYS POST 10 WINS AND RETURN TO THE PLAYOFFS – The Cowboys topped the N.Y. Giants on Dec. 21 to club their 10th win of the season and secure a wild card berth in the playoffs. It was the club's 27th postseason appearance, extending their NFL record. It was also the 24th season in franchise history that the club had posted at least 10 wins, also a league record.

2004

HARRIS AND WRIGHT HONORED – Two members of the NFL's All-Decade team from the 1970s, Cliff Harris and Rayfield

Wright, became the 13th and 14th members of the Ring of Honor. The duo were key members of the Cowboys teams that captured Super Bowl VI and XII titles and were both six-time Pro Bowl selections. Harris and Wright were honored during a ceremony at halftime of the N.Y. Giants game on Oct. 10.

ARLINGTON, TEXAS AND THE DALLAS COWBOYS – With 55% of the vote, the citizens of Arlington, Texas, overwhelming support a stadium referendum at the polls on Nov. 2. The public-private partnership between the City of Arlington and the Dallas Cowboys will fund a retractable roof stadium with capacity for up to 90,000 people in the heart of Arlington's entertainment district. With over \$400 million committed by the team and stadium users, it will be the largest private investment in a stadium in NFL history, and the stadium will give North Texas the ability to bring major events like the Super Bowl and the NCAA Final Four to the region.

SMITH AND WOODSON RETIRE – Within one month's time, the NFL's all-time leading rusher and the Cowboys all-time leading tackler walk away from the game of football for the final time. At a December 29 press conference, Darren Woodson announced his retirement after 12 seasons with the Cowboys. Woodson departed with the club record for career tackles with 1,350. Just a few weeks later on February 3, 2005 at a press conference in Jacksonville, Florida, at Super Bowl XXXIX, Emmitt Smith announced his retirement after 13 seasons with the Cowboys and two with the Arizona Cardinals. In 15 NFL seasons he amassed league records with 18,355 rushing yards, 164 rushing touchdowns and 78 100-yard rushing games.

2005

TRIPLETS HONORED – Troy Aikman, Michael Irvin and Emmitt Smith, the cornerstone players of the three-time Super Bowl Champion Cowboys teams of the 1990s became the 15th, 16th and 17th members of the club's Ring of Honor. The trio finished their Cowboys career holding almost every major passing, receiving and rushing record while helping the team become the NFL's Team of the Decade for the '90s. A record crowd of 65,207 fans pack Texas Stadium to witness the halftime event during the Monday Night Football match-up against division rival Washington on Sept. 19.

29TH WINNING SEASON – With a 24-20 win at Carolina, the Cowboys clinch the 29th winning season in the franchise's 46 years in operation. Dallas finished the year 9-7.

20 MILLION FANS – The Cowboys played in front of 63,131 fans in the regular season finale at Texas Stadium on Jan. 1, 2006, pushing the club's all-time home attendance figure past the 20 million mark. Dating back to the 1960 franchise opener at the Cotton Bowl, 20,002,761 fans have now seen the Dallas Cowboys live at the Cotton Bowl and Texas Stadium.

2006

AIKMAN AND WRIGHT ENTER HALL OF FAME – Three-time Super Bowl Champion quarterback Troy Aikman and six-time Pro Bowl tackle Rayfield Wright become the eighth and ninth former Cowboys to be enshrined in the Pro Football Hall of Fame in Canton, Ohio. Aikman, the MVP of Super Bowl XXVII and the winningest quarterback of the 1990's is selected in his first year of eligibility. Wright, a member of the NFL's 1970s All-Decade team and two Super Bowl winning teams in Dallas is selected in his first year as a senior's committee nominee. Enshrinement ceremonies were scheduled for Aug. 5, 2006 in Canton, Ohio.

CONSTRUCTION BEGINS ON NEW COWBOYS STADIUM – On April 10, 2006, ground was broken on the new Dallas Cowboys Stadium in Arlington, Texas. The state-of-the-art venue is scheduled for completion by the start of the 2009 NFL season and will accommodate between 80,000 and 100,000 fans.

30th WINNING SEASON AND 28th PLAYOFF APPEARANCE – A victory over the Atlanta Falcons in the Georgia Dome on Dec. 16 wrapped up the Cowboys place in the NFL playoffs for the 28th time while securing the club's 30th winning season (9-7).

2007

PHILLIPS HIRED AS SEVENTH HEAD COACH – On Feb. 8, Jerry Jones announced the appointment of Wade Phillips as the seventh head coach in Dallas Cowboys history. Phillips, who brought a previous 45-35 record as an NFL head coach to the club, replaced Bill Parcells who announced his retirement from coaching on Jan. 22.

SUPER BOWL AWARDED TO NORTH TEXAS AND COWBOYS NEW STADIUM – On May 22, at NFL owners' meetings in Nashville, North Texas was selected to host Super Bowl XLV. The game will be played at the Cowboys new stadium in Arlington, Texas on February 6, 2011. The first Super Bowl to be presented in North Texas was awarded on the fourth ballot of a vote by the NFL ownership.

IRVIN ENTERS HALL OF FAME – Michael Irvin, a member of six divisional winners and three Super Bowl championship teams with the Cowboys of the 1990s, became the 10th former Dallas Cowboys player to be enshrined in the Pro Football Hall of Fame. Irvin, the Cowboys career leader in receptions and yardage, chose team owner Jerry Jones to present him for induction at the ceremony in Canton, Ohio on Aug. 4, 2007.

COWBOYS WIN NFC EASTERN DIVISION – With a 28-27 win at Detroit on Dec. 9, the Cowboys clinched the NFC Eastern Division title for the first time since 1998. The win gave Dallas its 20th division championship (16th NFC East). Dallas closed the season with an NFC-best 13-3 record, tying the club mark for regular season victories that was set in 1992.

2008

PRO BOWL COWBOYS – A record 13 Dallas Cowboys participated in the Pro Bowl in Hawaii (Feb. 10). Representing the

club on offense were starters Tony Romo, Terrell Owens, Flozell Adams, Andre Gurode, Leonard Davis and Jason Witten. Marion Barber was a reserve for the NFC offense. On the defensive side, DeMarcus Ware and Ken Hamlin were starters while Roy Williams, Terence Newman and Greg Ellis were reserves. Rookie placekicker Nick Folk was also selected.

A FINAL FAREWELL – The Dallas Cowboys played their final game at Texas Stadium against the Baltimore Ravens on Sat., Dec. 20 in front of 63,800 fans. Jason Witten scored the final Cowboys touchdown at the stadium on a 21-yard pass from Tony Romo to cut Dallas' deficit to 26-24 with 1:36 remaining. On Baltimore's next possession, Le'Ron McClain scored on an 82-yard run to mark the longest running play by an opponent at the stadium to give the Ravens the 33-24 win.

SACK ATTACK – In the final game at Texas Stadium, DeMarcus Ware picked up his league-leading 20th sack of the season. Ware's 20 sacks also established a club record since sacks became an official stat in 1982.

2009

HAYES ENTERS HALL OF FAME – "Bullet" Bob Hayes was enshrined in the Pro Football Hall of Fame, becoming the 11th former Cowboy to receive that honor. Hayes spent 10 seasons with the Cowboys and revolutionized the wide receiver position and the way defenses would play in the NFL. He began his 11-year NFL career after winning two Olympic gold medals at the 1964 Olympic Games in Tokyo, Japan where he earned the title of "The World's Fastest Human." The three-time Pro Bowl selection arrived in Dallas after the Olympics and remains - as the only rookie in franchise history to ever lead the team in receptions (46), receiving yards (1,003) and a rookie club record of 12 touchdown catches.

DRAFTING A DOZEN – The Dallas Cowboys entered the 2009 draft with 11 selections and finished the weekend with 12 picks. Dallas' 12 draft picks marked the most selected since the draft was shortened to seven rounds in 1994 and the most overall picks since selecting 15 players in 1992's 12-round draft. After trading away their second round pick - the club's only first-day draft pick - Dallas selected all 12 picks from Round Three on to mark the most selections after the third round since picking up 14 players in the 12-round draft in 1991.

RIBBON CUTTING – In a ceremony involving the Jones Family, Arlington Mayor Robert Cluck, and a host of Cowboys greats on hand, the West End Zone doors to AT&T Stadium were officially opened to a crowd of close to 2,000 as part of the building's Ribbon Cutting ceremony on May 27.

OPENING ACT – The inaugural event at AT&T Stadium was a star-studded country music concert headlined by George Strait. Superstar Reba McEntire, singer/songwriter Blake Shelton and recording artist Lee Ann Womack joined the event.

ATTENDANCE RECORD – The 105,121 fans who attended the first regular season game at AT&T Stadium (Dallas vs. the N.Y. Giants, 9/20/09) became the largest crowd to ever witness an NFL regular season - or postseason - game.

2010

COWBOYS WIN NFC EASTERN DIVISION – With a 24-0 win over Philadelphia (1/3/10), the Cowboys wrapped up the NFC Eastern Division title - marking the 21st division crown in the club's 50 year history. Dallas advanced to the playoffs for the 12th time in the 21 years of Jones' tenure as the owner and general manager.

AT&T STADIUM HOSTS FIRST PLAYOFF GAME – Dallas beat Philadelphia 34-14 in front of 92,951 fans in Arlington (1/19/10). The victory increased the Cowboys NFL-best total of all-time postseason wins to 33.

NBA ALL STAR GAME – The 108,713 fans who saw the NBA All Star Game at AT&T Stadium became a part of history as they made up the largest crowd to attend a basketball game - at any level - in the more than 100-year history of the sport.

SMITH ENTERS HALL OF FAME – Emmitt Smith, the NFL's all-time leading rusher with 18,355 yards and winner of three Super Bowl rings, became the 12th player in franchise history inducted into the Pro Football Hall of Fame. Smith, who won NFL and Super Bowl MVP awards and is the NFL record holder with 11 consecutive 1,000-yard rushing seasons, is presented by team owner Jerry Jones for the induction ceremony.

MIDSEASON CHANGE – For the first time in Dallas Cowboys history, a coaching change was made during the season. Wade Phillips was relieved of his duties on Nov. 8 and Jason Garrett was named Interim Head Coach. Under Garrett, Dallas finished the season 5-3 after starting it 1-6.

2011

GARRETT BECOMES EIGHTH HEAD COACH IN CLUB HISTORY – On Jan. 5, Jason Garrett was named the eighth head coach in franchise history after serving as the interim head coach for the second half of the 2010 season. Garrett spent the previous four seasons as the club's offensive coordinator while also serving as the assistant head coach for three.

NEW COACHING STAFF MOVES IN – Beginning with the hiring of Rob Ryan as the club's defensive coordinator on Jan. 15, Dallas added six new coaches and added duties to three others. Matt Eberflus became the linebackers coach on Jan. 26, followed by Ben Bloom as the defensive quality control coach/linebackers on Jan. 31. Brian Baker was named defensive line coach on Feb. 7. Mike Woick returned as the strength and conditioning coach on Feb. 9. Jimmy Robinson became the assistant head coach/wide receivers on Feb. 11 and Walt Williams an assistant strength and conditioning coach on Feb. 14. On Feb. 17, John Garrett added the title passing game coordinator, Hudson Houck running game coordinator and Wes Phillips was named assistant offensive line coach.

SANDERS ENTERS HALL OF FAME – Deion Sanders, a member of three divisional winners and a Super Bowl championship team with the Cowboys from 1995-99, became the 13th former Dallas Cowboys player to be enshrined in the Pro

Football Hall of Fame. Sanders, the biggest free agent move in the history of the franchise at the time, was also the only man in professional sports to play in both a World Series and a Super Bowl.

SUPER BOWL XLV COMES TO NORTH TEXAS – For the first time in the region's history, North Texas played host to a Super Bowl when the Green Bay Packers and Pittsburgh Steelers faced off in Super Bowl XLV on Feb. 6 at AT&T Stadium. The Packers earned their fourth Super Bowl Championship with a 31-25 win in front of 103,219 fans - the fourth-largest crowd to watch a Super Bowl.

THREE ENTER RING OF HONOR – Larry Allen, Charles Haley and Drew Pearson were inducted into the Ring of Honor on Nov. 6, 2011 at halftime of the Cowboys-Seahawks game becoming the 18th, 19th and 20th members of the club's Ring of Honor. All three players earned Super Bowl rings in their years with the Cowboys, Allen - three; Haley - three and Pearson - one.

SETTING RECORDS – DeMarco Murray saw extended time against St. Louis (10/23) with an injury to Felix Jones. Murray seized the opportunity and established a single-game club record with 253 rushing yards, breaking Emmitt Smith's mark of 237 set in 1993. He scored his first career touchdown on a 91-yard run which was the longest first career rushing touchdown in NFL history and the second-longest run in team history. Over the course of the next four games, he rushed for 601 yards, the most in club history over that span.

2012

COACHING STAFF ADDITIONS – The Dallas Cowboys welcomed three new coaches to their staff in the 2012 offseason starting with Bill Callahan, who was named the club's offensive coordinator/offensive line coach on Jan. 12. That same day, the club hired Jerome Henderson to lead the secondary and added Joe Baker as an assistant secondary coach on Feb. 13.

FREE AGENCY FRENZY – The Cowboys were active in free agency, signing seven veteran players, the most since 1990 when 16 were signed. The club targeted cover corner, Brandon Carr and locked him up with a five-year \$50.1 million contract on March 14. The team also signed guard Mackenzy Bernadeau, quarterback Kyle Orton, and fullback Lawrence Vickers on the same day. Linebacker Dan Connor was added on March 15, guard Nate Livings on March 16 and safety Brodney Pool on March 19.

TRADE TO LAND IN TOP 10 – With the trade to move up to the sixth overall pick to select cornerback Morris Claiborne, the Cowboys traded into the top 10 in the NFL Draft for the first time since trading up to draft Russell Maryland with the top overall selection in 1991.

ALL-TIME RECEPTIONS LEADER – In the fourth quarter of the game at Atlanta (11/4), Jason Witten hauled in his fourth catch of the game to give him 751 career receptions to pass Michael Irvin's club record of 750.

BREAKING A RECORD – With his third catch of the home finale against New Orleans on Dec. 23, Jason Witten established an NFL tight end single-season receptions record, finishing the game with 103 catches. The previous mark was held by Tony Gonzalez (102 in 2004). Witten finished the season with 110 catches, just one shy of Michael Irvin's record set in 1995.

2013

TWO MORE COWBOYS IN HALL OF FAME – Dallas had two more members enshrined in the Pro Football Hall of Fame in Canton, Ohio when Larry Allen and Bill Parcells were both inducted. Allen, a member of the NFL's All-Decade Team for the 1990s and 2000s, became the second Cowboys offensive lineman to earn a bust in Canton. Parcells, who coached four seasons in Dallas, is the third head coach (Tom Landry) or executive (Tex Schramm) to have the honor.

2014

IT'S GOOD! – Dan Bailey drilled two field goals in the win at St. Louis (9/21) to pass Chris Boniol with the longest streak of consecutive field goals made - 28. He added two more against Houston (10/5) before missing one in that same game, setting the mark at 30.

500th WIN – In handing New Orleans (9/28) a 38-17 Sunday night loss, the Dallas Cowboys registered their 500th overall win (including postseason). Dallas became the 11th team in NFL history with 500 wins, and did it in 880 games, the second-fastest to reach 500. Chicago was the fastest, reaching the mark in 870 games.

900 CATCHES FOR 10,000 YARDS – Jason Witten became the second Dallas Cowboy (Irvin) to reach 10,000 career receiving yards after tallying 59 yards against Houston (10/5). He then became just the second tight end - 16th player - in league history to reach 900 career catches with his two at Seattle (10/12).

THE GOAT – In the win at Seattle (10/12), Dan Bailey had three field goals, including a career-long 56-yarder, to give him 102 career field goals made. He became the second Cowboys kicker (Rafael Septien) to reach 100 and also qualified for all-time kicking stats. By season's end, Bailey's 89.8 field goal percentage is tops all-time.

RUN MURRAY, RUN – DeMarco Murray's 128 rushing yards against the N.Y. Giants (10/19) made him the first rusher in NFL history to record a streak of seven consecutive games to open the season with 100 rushing yards, breaking Jim Brown's 56-year old record of six straight games to open a season. Murray continued the streak a week later against Washington (10/27) before failing to reach 100 yards versus Arizona in Week 9, setting the NFL record at eight consecutive games. Murray was recognized as the NFL Offensive player of the month in both September and October for his accomplishments during the stretch.

ALL-TIME CLUB PASSING YARDS LEADER – Tony Romo completed 18-of-20 passes for 218 yards in the win at Indianapolis (12/21). His 218 yards gave him 32,971 for his career to pass Troy Aikman (32,942) as the club's all-time passing yards leader.

DOUBLE CROWN WITH A SPLASH – Dallas closed out its home schedule with a 42-7 victory over Indianapolis (12/21) to give the club its 22nd division and 18th NFC East title. Then the season-ending win at Washington (12/28) provided several highlights for Dallas. The club earned its eighth road win of the season to become the first team in club history and the sixth team since the NFL merger to go 8-0 on the road. Additionally, Murray finished the game with his club-record 12th 100-yard game of the season to give him 1,845 yards on the season, passing Emmitt Smith's previous mark of 1,773 (1995).

EIGHT-BALL TO THE PRO BOWL – The Dallas Cowboys had eight players - seven on offense - earn a selection to the Pro Bowl. DeMarco Murray made his second trip and was selected as a team captain. Tony Romo (fourth), Jason Witten (10th), Tyron Smith (second), Dez Bryant (first), Travis Frederick (first), Louis-Philippe Ladouceur (first) and Zack Martin (first) all made the cut.

WITH HONORS – Dallas Cowboys Owner, President and General Manager Jerry Jones was recognized as the 2014 Pro Football Writers of America Executive of the Year. Jones is the first member of the Cowboys – and second NFL owner (Al Davis, Oakland – 2002) – to earn the PFWA's Executive of the Year award, which began in 1993. DeMarco Murray was named the AP Offensive Player of the Year for 2014. In his best season as a professional, Murray led the NFL with a Cowboys franchise-record 1,845 rushing yards, 2,261 scrimmage yards, 392 rush attempts and 13 touchdowns while carrying the Cowboys into the playoffs for the first time since 2009. The Dallas Cowboys placed a league-high four players – wide receiver Dez Bryant, center Travis Frederick, running back DeMarco Murray and tackle Tyron Smith – on the 2014 All-NFL team, chosen in voting conducted by the Professional Football Writers of America (PFWA).

2015

COACH EXTENDED – The Dallas Cowboys signed Head Coach Jason Garrett to a five-year contract extension on January 15, 2015. Garrett is third on the Dallas Cowboys all-time coaching wins list, with 42 regular and postseason victories. The Cowboys also announced an extension for Defensive Coordinator Rod Marinelli as well as an extension and promotion of Scott Linehan to offensive coordinator.

WOODSON HONORED – During halftime of Dallas' Nov. 1, 2015 game against the Seattle Seahawks, Darren Woodson was inducted as the 21st member of the Cowboys Ring of Honor at AT&T Stadium. He finished his career as the Cowboys all-time leading tackler with 1,350 stops, was named to the Pro Bowl five times and was a three-time Super Bowl champion.

DYNAMIC DUO – Tony Romo connected with Dez Bryant for their 50th touchdown in the fourth quarter at Miami (11/22) to surpass Troy Aikman and Michael Irvin (49) for the most QB-WR touchdowns in franchise history. It took Bryant and Romo 68 games to score 50 touchdowns, while it took Aikman and Irvin 128 games to reach 49 touchdowns.

ALL-TIME CONSECUTIVE GAMES PLAYED LEADER – Jason Witten played in his 197th consecutive game at Miami (11/22) to surpass Bob Lilly (196, 1961-1974) for the most consecutive games played in team history. He then played in his 200th consecutive game at Green Bay (12/13) to become the first Cowboy to reach that milestone.

1,000 RECEPTIONS – Jason Witten reached 1,000 career receptions at Washington (12/7) to become the 12th player in NFL history - second tight end - to do so. By reaching that mark in his 203rd game, he became the sixth-fastest player in NFL history - fastest tight end - to get to that point.

GARRETT PASSES JOHNSON IN WINS – Head Coach Jason Garrett earned his 45th career regular season win at Washington (12/7) to surpass Jimmy Johnson (44) for the second-most regular season head coaching wins in team history.

MOST CONSECUTIVE GAMES WITH A CATCH – Jason Witten caught a pass in his 118th consecutive game at Buffalo (12/27) to surpass Michael Irvin (117) for the most consecutive games with a catch in team history.

2016

END OF AN ERA – After 31 years of calling the Valley Ranch practice facility home, the Cowboys conduct their final practice at the team headquarters in Irving, TX on June 21.

A NEW HEADQUARTERS – The organization moves into The Star in Frisco, Texas, the new World Headquarters of the Dallas Cowboys. The move enables the team to become the first and only NFL team to share a training facility with a public high school athletic program at Ford Center – an indoor venue with a seating capacity of 12,000.

SHATTERING A CLUB RECORD – In the Thursday night win at Minnesota (Dec. 1), the Dallas Cowboys extended their win streak to 11 games - the longest single-season streak in franchise history.

LUCKY WEEK 13 – With the 17-15 win over the Minnesota Vikings on Thursday night, along with the Washington Redskins loss the following Sunday, the Dallas Cowboys became the first team in the NFL to clinch a playoff berth - the franchise's 32nd trip to the postseason.

GOING BOWLING – Five Dallas Cowboys were initially selected to the Pro Bowl - Tyron Smith (fourth selection), Travis Frederick and Zack Martin (three apiece) and Ezekiel Elliott and Dak Prescott (first). Two more were added as replacements - Dez Bryant (third, for Julio Jones) and Sean Lee (second, for Luke Kuechly).

2017

HIGHEST HONOR, AND THEN SOME – On the eve of Super Bowl LI, Owner/President/General Manager Jerry Jones became the newest member of the Dallas Cowboys selected to the Pro Football Hall of Fame. The accolades continued as Jason Garrett was named AP Coach of the Year, Dak Prescott was named AP Offensive Rookie of the Year, the offensive line earned the Built Ford Tough Offensive Line of the Year and Ezekiel Elliott was the FedEx Ground Player of the Year.

A LIFETIME ACHIEVEMENT – Owner/President/General Manager Jerry Jones received the 2017 Lifetime Achievement Award, presented by *SportsBusiness Daily/Journal* at a banquet in New York City.

HALL OF FAME OWNER - Owner/President/General Manager Jerry Jones is inducted into the Pro Football Hall of Fame on August 5, 2017, becoming the 15th owner to be enshrined.

RECORD SETTER - Jason Witten sets the Cowboys franchise record for most career receiving yards, eclipsing Michael Irvin (11,904) in Cowboys annals in the home-opening win against the N.Y. Giants on Sept. 9. He passed Ed "Too Tall" Jones for most games played by a Cowboy (224) the following week at Denver.

TOUCHDOWN FOR 88 - Dez Bryant establishes a franchise record, topping Bob Hayes (71) with his 72nd career receiving touchdown against Washington on Oct. 21.

WINNING OWNER - The Cowboys win at the N.Y. Giants on Dec. 10, 2017 serves as Jerry Jones' 250th regular season win as the Dallas Cowboys Owner, President and General Manager since purchasing the team in 1989.

PRO BOWL COWBOY - Jason Witten earns his 11th trip to the Pro Bowl to tie Bob Lilly for the most appearances in franchise history. He was joined by Travis Frederick (fourth), Tyron Smith (fifth), Zack Martin (fourth) and DeMarcus Lawrence (first) as Pro Bowl selections.

2018

COACHING STAFF ADDITIONS – The Dallas Cowboys welcomed eight new coaches to their staff in the 2018 offseason, including four assistants on offense - Paul Alexander (offensive line), Sanjay Lal (wide receivers), Kellen Moore (quarterbacks) and Doug Nussmeier (tight ends). On defense, Kris Richard was brought in to lead the secondary and coordinate the passing defense, along with Ken Amato (defensive assistant). Doug Colman (asst. special teams) and Markus Paul (strength and conditioning) were the final additions.

LONG BALL BRETT - First-year kicker Brett Maher connected on a 62-yard field goal in the Cowboys December victory over the Philadelphia Eagles, the seventh-longest field goal in NFL history and the longest make in Cowboys history, besting the previous long of 56 yards.

IT HAS A NICE RING TO IT - During halftime of the team's contest against the New Orleans Saints, the Cowboys named Gil Brandt as the 22nd member of the Ring of Honor.

NFC EAST CHAMPS - With a win over Tampa Bay on Dec. 23, Dallas earned its 20th NFC East Division title since the division was first formed in 1970, its third division crown in the last five seasons.

ZEKE 2K - Ezekiel Elliott tallied 2,001 scrimmage yards and led the NFL in rushing with 1,434 yards, becoming only the fifth NFL player and second Cowboy to lead the league in rushing twice in their first three seasons.

I MUST BREAK YOU - Rookie Leighton Vander Esch established a franchise rookie record for tackles in a single-season, leading the Cowboys defense with 176 tackles. He also established the club rookie single-game record with 19 stops at Philadelphia on Nov. 11.

PRO BOWL COWBOYS - The Cowboys sent eight players to the Pro Bowl, with five players from offense earning a spot in the game. Tyron Smith earned his sixth overall and sixth consecutive trip, tying Rayfield Wright for the most by a Cowboys tackle in team history. He was joined by Zack Martin (fifth), Amari Cooper (third), Ezekiel Elliott (second), DeMarcus Lawrence (second), Dak Prescott (second), Byron Jones (first) and rookie linebacker Leighton Vander Esch (first) - the 11th rookie and first rookie linebacker to make the game in team history.

2019

GOLD JACKET GIL - On the eve of Super Bowl LIII in Atlanta, Gil Brandt became the most recent Dallas Cowboy selected to the Pro Football Hall of Fame.

COACHING STAFF ADDITIONS – The Dallas Cowboys shuffled the coaching ranks following the 2018 season, promoting Kellen Moore from quarterbacks coach to offensive coordinator, Marc Colombo from assistant offensive line to offensive line coach, and adding three new coaches to the staff - Jon Kitna as quarterbacks coach, Adam Kieffner as assistant offensive line, and Carlos Polk as assistant special teams.

WAR DADDY BUCKS - The Dallas Cowboys signed defensive end DeMarcus Lawrence to a five-year contract extension worth more than \$100 million, making him the highest paid player in Cowboys history. Prior to the start of the season, the club signed running back Ezekiel Elliott to a \$90 million extension, making him the highest paid running back in league history at the time of signing.

QUARTERDAK - Dak Prescott continued his ascent as one of the league's top young quarterbacks, leading the NFL's top-ranked offense and notching career highs in passing yards (4,902 - second in team history), completions

(second), attempts (596) and passing touchdowns (30), becoming only the second passer in Cowboys history to reach 4,000 yards and 30 touchdowns in a single-season.

WITTEN IN HISTORY - Jason Witten returned to the Cowboys after a brief hiatus during the 2018 season, playing in his 16th NFL campaign - making him the longest-tenured Cowboy in franchise history.

OFFENSIVE ARSENAL - The Cowboys boasted a 4,000-yard passer (Prescott, 4,902), 1,000-yard rusher (Elliott, 1,357) and two 1,000-yard receivers (Cooper, 1,189 and Michael Gallup, 1,008) for the first time in franchise history, and the offense totaled a team-record 6,904 net yards.

PRO BOWL COWBOYS - The Cowboys sent six players to the Pro Bowl, with five players from offense earning a spot in the game. Tyron Smith earned his seventh overall and seventh consecutive trip, passing Rayfield Wright for the most by a Cowboys tackle in team history. He was joined by Zack Martin (sixth), Travis Frederick (fifth), Amari Cooper (fourth), Ezekiel Elliott (third), and Jaylon Smith (first) in the all-star game.

2020

MCCARTHY BECOMES NINTH HEAD COACH IN CLUB HISTORY – On Jan. 5, Mike McCarthy was named the ninth head coach in franchise history. Along with 13 years of head coaching experience and 13 more as an assistant coach in the NFL, McCarthy comes to Dallas owning the sixth-most wins (125) and fourth-highest winning percentage among active NFL head coaches, including a Super Bowl XLV win at AT&T Stadium in 2011.

COACHING STAFF ADDITIONS – The Dallas Cowboys welcomed 18 new coaches to their staff in the 2020 offseason, including seven assistants on offense - Jeff Blasko (asst. offensive line), Chase Haslett (quality control/offense), Adam Henry (wide receivers), Skip Peete (running backs), Joe Philbin (offensive line), Scott Tolzien (coaching assistant) and Lunda Wells (tight ends). On defense, Mike Nolan was brought on as the defensive coordinator to lead sweeping changes to the unit, and he was joined by George Edwards (senior defensive assistant), Al Harris (secondary), Maurice Linguist (secondary), Cannon Matthews (quality control/defense), Scott McCurley (linebackers) and Jim Tomsula. Dallas brought on Rob Davis as the Assistant Head Coach, and then rounded out their coaching staff with John Fassel (special teams coordinator), Matt Daniels (asst. special teams), and Harold Nash (strength & conditioning).

HALL OF FAME COWBOYS – As part of the Pro Football Hall of Fame's Centennial Slate, former Cowboys Head Coach Jimmy Johnson and Safety Cliff Harris were elected to the Hall of Fame, giving Dallas 19 Hall of Famers in its history.







SIDELINES



Home to the Dallas Cowboys

The Dallas Cowboys have called three different stadiums home during their 60 years of existence. Their original home was the Cotton Bowl (1960-1971) followed by Texas Stadium (1971-2008) and finally their current home, AT&T Stadium (2009-present).

Cotton Bowl



The original Fair Park football stadium was built in 1921 and seated 15,000. That wooden structure was razed in 1930 and construction began on what is now the Cotton Bowl. The original seating capacity of the stadium was 46,200 and built at a cost of \$328,000. In January 1936, Fair Park Stadium was officially renamed The Cotton Bowl in recognition of the fact that more cotton was raised within 200 miles of Dallas than any other town in America. Later additions of upper decks on each side increased capacity to 75,504 by the time the Cowboys arrived in 1960. From

1960 into the 1971 season, the Cowboys called the Cotton Bowl home, posting a 45-33-4 record, including a 2-2 mark in postseason. Until 2009, the largest home crowd in club history was the 80,259 that packed into the Cotton Bowl on Nov. 24, 1966 to watch the Cowboys defeat the Cleveland Browns 26-14 in the inaugural Thanksgiving Day game in Dallas.

Texas Stadium



Texas Stadium, a football facility built at a cost of \$35 million in 1971, was the home of the Dallas Cowboys for 38 seasons and hosted its final game on Dec. 20, 2008 against the Baltimore Ravens. The Cowboys opened their facility on Oct. 24, 1971 with a 44-21 victory over New England. During that time, the Cowboys posted a 213-100 record (.681), including a 16-6 (.727) mark in postseason, at home. Located in the Dallas suburb of Irving, Texas Stadium had a seating capacity of 65,581 and featured 381 luxury suites, 52 concession stands, 40 specialty stands, 86 restrooms, 115 drinking fountains and 130 acres of parking. Texas Stadium's most unique feature was the partial roof which covered fans from inclement weather, but left the game outdoors. The Cowboys incorporated the design feature in their current home which also includes a retractable roof.



AT&T Stadium AT&T STADIUM

On Nov. 2, 2004 the voters of Arlington approved a public-private partnership with the Dallas Cowboys to build a state-of-the-art, retractable roof stadium in Arlington, Texas. Located in the heart of Arlington's entertainment district, construction on the stadium began in April 2006 and was completed early in the summer of 2009.



The largest NFL stadium ever built was designed to enhance the international Cowboys brand with its modern progressive architecture while incorporating elements of the Texas Stadium heritage such as the shape of the roof's opening, the Ring of Honor and Tom Landry statue.

The 3.0-million-square-foot stadium has a capacity of up to 100,000. The stadium features signature monumental arches, an expansive retractable roof, massive glass retractable end zone doors, a distinguishing canted glass wall, and the world's largest center-hung HD video board.

"The challenge for us with this stadium was to innovate, but at the same time never forget to acknowledge tradition," said Jerry Jones, owner, president and general manager, Dallas Cowboys. "This stadium embodies the spirit of the Dallas Cowboys and that starts with the familiar 'hole in the roof.' What we have designed is a building we believe is both architecturally significant and also reflects the emotion and competition that goes on inside."

The stadium was designed by HKS Architects, one of the top stadium designers in the world. The stadium was renamed AT&T Stadium on July 25, 2013 after the Cowboys and AT&T announced a long-term agreement.

The 2009 season rang in a new era for the Dallas Cowboys as the club moved to its new home in Arlington, Texas to kick off the 2009 season. Officially opened on May 27, 2009 in a ribbon cutting ceremony, then named Cowboys Stadium hosted the first Cowboys game on Aug. 21 - a preseason contest against the Tennessee Titans. The first regular season Cowboys game was on September 20 against the N.Y. Giants, and the game set an NFL attendance record at 105,121.

Not only is the stadium home to the Dallas Cowboys, but it played host to Super Bowl XLV on February 6, 2011, the first Super Bowl in the region. This venue is also home to the annual Goodyear Cotton Bowl Classic, as well as annual college football games, including the AdvoCare Classic which helps kick off the college football season on Labor Day Weekend each year. On Jan. 12, 2015 AT&T Stadium hosted the first ever College Football Playoff National Championship Game, and the venue is also a part of the rotation for the College Football Playoff semifinal games. In April, 2014, the stadium hosted the NCAA Men's Basketball Final Four.

Key Design Highlights

★ **Monumental Arches** – The stadium features two monumental arches, soaring 292 feet above the playing field, which support a retractable roof. As the longest single span roof structure in the world, each boxed arch is 17 feet wide by 35 feet deep. Weighing 3,255 tons each, these impressive structures span a quarter mile (1,290 feet) in length. As one of the first components to be constructed, the arches form a striking silhouette on the Arlington landscape as sunlight reflects against the metallic surface during the day.



STAFF

PLAYERS


2019 SEASON

RECORDS

PLAYOFF RECORDS

HISTORY

AT&T STADIUM




★ **Retractable Roof** – Designed to be open or closed, depending on weather conditions, the expansive retractable roof is the largest of its kind in the world and measures approximately 661,000 square feet. When closed, the roof encompasses 104 million cubic feet of volume, making it the largest enclosed NFL stadium. The retractable roof is designed specifically to emulate the opening at Texas Stadium, which was recognized around the world, and allows views inward and outward. Each panel can open or close in 10 minutes. The entire playing field can be seen from directly above.

★ **Retractable Doors** – The stadium features the largest retractable end zone doors in the world. Each has a five-leaf, clear, retractable opening measuring 120 feet high by 180 feet wide. The five 38-foot panels take only six minutes to open or close. By using clear glass for the door panels, spectators experience panoramic vistas from within the seating bowl and when circulating through the stadium concourses. Moreover, the operability provides air circulation during game-day and non-game-day events.

★ **Center-Hung Videoboard** – Within the seating bowl, Cowboys fans are provided with a one-of-a-kind feature unlike any other in the world, a center-hung videoboard. Hanging 90 feet above

the field from the roof structure, the innovative videoboard center spans between the 20-yard lines and features four individual boards – two facing the sidelines and two facing the end zones. The sideline boards measure 160 feet wide by 72 feet tall while those facing the end zones measure 53 feet by 30 feet. All four boards are angled toward the stands for optimal viewing. The stunning combination of these boards immerses spectators with video imagery, creating a premium on upper level seats and presenting the game in a way never before experienced.



★ **Canted Glass Wall** – One of the most compelling architectural features of the stadium design is the canted glass exterior wall. The 86-foot high glass, curtain-wall surface slopes outwardly at a 14 degree angle to create a luminescent glow day or night. A fritted glass system transitions up the elevation to create a dynamic, ever-changing aesthetic depending on the time of day. At night, a series of internal lights gently wash the glass wall to create a glow across the facade.

★ **Suites** – The design includes over 300 suites that have been decentralized and are in eight locations distributed across five separate levels of the stadium. The most unique are the field-level sideline suites for up-close and personal viewing of the games.

Design Statistics

★ **Total Square Footage:** 3.0 million square feet. The entire Statue of Liberty and its base could fit into the stadium with the roof closed. The stadium is also the world's largest column-free room. The American Airlines Center in Dallas could fit entirely into the stadium at field level.

★ **Interior Cubic Volume:** 104 million cubic feet. (By comparison, Reliant Stadium in Houston measures 90 million cubic feet.) AT&T Stadium is the largest enclosed stadium (in cubic feet) in the NFL.

★ **Seating Capacity:** With ticketed areas in the end zone plazas and platforms, capacity can reach over 100,000.

★ **Suites:** There are over 300 suites in eight different locations on five separate levels of the stadium. Field-level suites are available on the sidelines as well as in the end zones for up-close and personal viewing of the games. The Optum Hall of Fame level suites are 20 rows from the field, making them the closest elevated suites in the NFL.


★ **Domed Roof:** At 661,000 square feet, the stadium is the largest domed structure in North America.

★ **Retractable Roof:** The open roof design that was a unique feature of Texas Stadium was carried over into the design of the stadium, with the improvement of a new retractable feature, revealing an opening that measures 256 feet wide and 410 feet long. Two bi-parting mechanized roof panels are driven by a rack-and-pinion drive system consisting of 64 7.5 HP electric motors, making it the first of its kind in the world. The open/close time is 12 minutes.

★ **Arches:** The roof is supported by two 35-foot deep and 17-foot wide boxed arch trusses. Each truss spans nearly a quarter mile (1,290 feet) making the roof one of the longest clear-span structures in the world. The arches are more than twice the length of the Gateway Arch in St. Louis.

★ **Glass Retractable Door:** Each end zone features a five-leaf clear glass retractable door measuring 120 feet high and 180 feet wide, making it the tallest movable glass wall in the world.

★ **Parking:** It is estimated that between parking owned or under control of the Dallas Cowboys as well as the entrepreneurial lots in and around the stadium area, that there are as many as 30,000 parking spaces available to fans on game day.



As the largest NFL venue ever built, the stadium boasts the most spectacular column-free room in the world, stretching a quarter-mile in length. Encasing 3.0 million square feet, the majestic scale of the stadium measures twice the distance of the St. Louis Gateway arch. In addition, the Statue of Liberty can stand completely inside the room structure. The length of the arches spans the same distance as the height of the Empire State Building. The magnitude of the stadium's size and scale places it on the world's stage of iconic structures.

AT&T Stadium Facts and Figures

On July 25, 2013, two iconic American brands - the Dallas Cowboys and AT&T - jointly announced an expansion of their long-standing relationship to include a new name for the team's home, AT&T Stadium, as well as plans to create an innovative, mobile-first experience for fans.



"AT&T is an iconic American leader that has guided the path of communication in the world for more than 100 years," said Cowboys owner Jerry Jones. "Our stadium has always been about providing fans with an unsurpassed experience in the area of technology. With AT&T, we are growing our relationship with one of the world's strongest and most innovative companies to ultimately provide fans with the latest cutting-edge technology for many years to come."

The name change is reflected in substantial signage updates throughout the building, prominently featuring AT&T, both inside and outside of the stadium. The Cowboys and AT&T work together to deliver an interactive gameday experience for fans like no other. AT&T and the Cowboys continue to invest in advanced mobile technology in and around AT&T Stadium to benefit all visitors.

AT&T Stadium - What Fans Need to Know

★ Access

One of the great assets Arlington has is accessibility to the entire metroplex. There are 14 approaches from major highways into AT&T Stadium in Arlington. From a regional standpoint, the stadium is one of the most accessible venues ever planned.

★ Parking

It is estimated that between parking under control of the Cowboys, as well as entrepreneurial lots around the stadium, there are as many as 30,000 parking spaces available to fans on game day.

★ Plaza Area and Open End Zones

The stadium design incorporates two open end zones with glass retractable doors measuring 120 feet high and 180 feet wide, making them the tallest glass retractable doors in the world. The plazas outside these doors, one in each end zone – along with the three party decks in each end zone – create over 420,000 square feet of entertainment space (approximately 10 acres). Media boards and large-screen monitors add entertainment to the area, and create a festival atmosphere, making these areas a great space for people to gather before, during and after events to socialize. The field is 50 feet below ground level, so fans entering on the plaza level will have a panoramic view over the field. The end zone area has the flexibility to convert from standing-room only to seating, based on specific event needs.

★ Video Boards

There are approximately 3,000 televisions in the building. The most unique being the four board cluster that is suspended 90 feet directly over the center of the playing surface. The board runs from the 20-yard line to the 20-yard line - measuring 160 feet in length and 72 feet in height - making it the then largest center-hung video board installation in the world, setting a Guinness Book World Record. The center video board allows fans on all levels to view the game in crisp, clear images during the game. This creates a premium on the value of the upper-level seats and makes the game more exciting for all fans.

★ **Amenities and Restrooms**

The stadium features 824 concession points of sale as well as more than 1,800 toilets. Some of the restrooms are reversible based on the needs of the event.

★ **Ring of Honor**

The Dallas Cowboys Ring of Honor is a featured part of the stadium. The Ring's members are forever honored on the wall surrounding the field, emblazoned with the same letters and numbers that originally hung proudly at Texas Stadium.

★ **Miller Lite Corral**

Located on AT&T Stadium's Miller Lite West Plaza, the Miller Lite Corral is the center of pre and post-game entertainment for all fans with a game ticket. The Miller Lite Corral spans over 8,000 square feet of patio and beer gardens amid landscape terraces and trees. Fans can enjoy a cold Miller Lite and live entertainment both pre and postgame, as well as be able to watch the Cowboys game from any of the 18 big screen televisions located in the Miller Lite Corral.

★ **AT&T Stadium – Acclaimed Gameday Culinary for Fans**

The stellar gameday experience at AT&T Stadium features the extraordinary enjoyment of the tradition of delicious menus that reflect the local food culture of Texas and the Southwest, as well as global cuisine in one of the world's most dynamic and growing cosmopolitan centers. Every Cowboys gameday - and all other sports and entertainment events - features culinary professionals operating in the highest standards of safety and care, directed by an acclaimed, award-winning Executive Chef and executive management team, preparing menus in general concessions, clubs and suites that garner fan accolades for their abundant fresh ingredients and winning flavors. A main kitchen, 13 area kitchens and hundreds of culinary destinations across the stadium are centers where delicious food and beverages are carefully prepared for fans with the highest standards engineered for the new era in the stadium. Among the fan-craved traditions at AT&T Stadium available to every guest are with portability and even higher-convenience: The Cowboys Cheesesteak, The Texas Chicken & Waffle, The Ultimate Nachos, The Frito Pie Dog, Quinoa Salad, The Bent Buckle BBQ Sliced Brisket Sandwich, Heaven and Hell Burger, The Spinach & Feta Turkey Burger, Doritos® Chicken Wrap, Vegetarian Nachos, the Vegetarian Portobello Burger and the famous Macaroni & Cheese that is also enjoyed in the popular Brisket Mac & Cheese Cone. Menus also feature vegan and gluten-free selections, along with healthful menu offerings such as Ensalada Al Pastor and the Thai Veggie Wrap with Peanut Sauce.

AT&T Stadium is also internationally renowned as a destination for innovative, landmark private events and this tradition continues to new heights in 2020. The stadium's stellar and award-winning special events team produces custom experiences for the world's premier brands and leading business, civic and charitable organizations year round.

★ **Dallas Cowboys Pro Shop and Stadium Tours**

Stadium Tours allow fans to peek inside the home of the Dallas Cowboys year round. There are two different tour options for an in-depth, behind the scenes look at all the wonders, including the Cowboys Locker room, the Dallas Cowboys Cheerleaders locker room and a chance to step on the same field that Dak Prescott, Ezekiel Elliott and DeMarcus Lawrence take on opponents any given Sunday. For more information on AT&T Stadium Tours contact 817-892-8688 or check the web at www.attstadium.com. The Dallas Cowboys Pro Shop at the Stadium is also open year round and where tours begin.

★ **Rally Days at AT&T Stadium**

Rally Days presented by SeatGeek give NFL fans an experience of a lifetime the day prior to Cowboys home games. Enjoy activities on the same field that both teams will play on the next day, get a behind the scenes tour of AT&T Stadium and so much more. For details, visit www.attstadium.com/rallydays/.

★ **Dallas Cowboys Art Collection**

The Dallas Cowboys and AT&T Stadium are family businesses, and the art collection in the stadium and The Star in Frisco reflects the intimacy of a personal vision. Unlike most private collections, this one is accessible to massive crowds. It is there to be seen, week after week, season after season, by tourists just passing through and by regulars who return again and again. The collection consists of 92 works of art by 62 established and emerging artists, including 16 site-specific commissions. The works in the collection are united by their boldness, vigor, and resolve. They not only hold their own in a crowd, but have the power to transform massive public spaces into impossible-to-mistake locations where visitors from all over the world come together. To purchase art tour tickets visit www.attstadium.com or call (800) 745-3000. Also, download the free Dallas Cowboys Art Collection App on your mobile device to enhance your tour.

AT&T STADIUM TIMELINE

- ★ **April 10, 2006** – Ground breaking begins for stadium construction.
- ★ **May 27, 2009** – Stadium is unveiled at a ribbon cutting ceremony that also featured the opening of the glass end zone doors.
- ★ **June 6, 2009** – George Strait, Reba McEntire, Blake Shelton and Lee Ann Womack serve as the entertainment for the first event in front of 60,188.
- ★ **July 20, 2009** – The Concacaf Gold Cup is the first sporting event played at the stadium in front of 82,252 - a then Texas soccer attendance record.
- ★ **August 7, 2009** – Stadium art work unveiled featuring 23 pieces with 13 specially commissioned for the stadium, including: Franz Ackermann, Mel Bchner, Olafur Eliasson, Teresita Fernandez, Matthew Ritchie, Law-

rence Weiner. The collection now consists of 92 works of art by 62 established and emerging artists, including 16 site-specific commissions.

★ **August 21, 2009** – First Cowboys game - preseason game against the Tennessee Titans - in front of 75,720 fans. The Cowboys defeated the Titans 30-10.

★ **August 27, 2009** – The Dallas Cowboys hold an open and free practice to the public with 26,460 in attendance - the most ever to attend a Cowboys practice.

★ **September 5, 2009** – BYU upsets Oklahoma 14-13 in the first collegiate football game at the stadium in front of 75,437 in the then inaugural Cowboys Classic.

★ **September 15, 2009** – The Tom Landry statue that stood in front of Texas Stadium is placed in its new location at the stadium.

★ **September 20, 2009** – The Dallas Cowboys play their first regular season game against the N.Y. Giants in front of an NFL-record crowd of 105,121 but lose the game 33-31.

★ **September 28, 2009** – The Dallas Cowboys earn their first win at their new stadium with a 21-7 victory over the Carolina Panthers on Monday Night Football. On the same night, the Guinness World Records certifies that the Cowboys video board is the largest high definition center-hung video display in the world.

★ **December 5, 2009** – The stadium hosts the first ever Dr Pepper Big 12 Championship game with Texas defeating Nebraska 13-12 in front of 76,211.

★ **January 2010** – Following the conclusion of the NFL's regular season, the Dallas Cowboys set a single-season club record for tickets distributed (718,055) during eight regular season games.

★ **January 2, 2010** – Ole Miss defeats Oklahoma State 21-7 in the first Cotton Bowl Classic game at AT&T Stadium in front of 77,928 - the then second-largest crowd in Cotton Bowl history.

★ **January 9, 2010** – The Dallas Cowboys host their first home playoff game at the stadium, and with a 34-14 victory over the Philadelphia Eagles in front of 92,951, earn their first playoff win in 13 years.

★ **February 14, 2010** – The stadium hosts the 2010 NBA All-Star Game in front of 108,713 fans, setting attendance records for the most at an NBA All-Star Game, most to witness a basketball game (college or pro) and the largest crowd in American professional sports history. The East defeats the West, 141-139.

★ **March 13, 2010** – Manny Pacquiao defeats Joshua Clottey in the first boxing match at the stadium in front of 50,944 in attendance - the second-largest attendance for a boxing event in the state of Texas.

★ **December 10, 17-18, 2010** – Six UIL Texas state championship football games, including five games over a two-day span, played at the stadium for the first time.

★ **February 6, 2011** – The stadium hosts North Texas' first Super Bowl as Green Bay beats Pittsburgh 31-25 in Super Bowl XLV in front of 103,219 - the fourth-largest Super Bowl attendance figure.

★ **March 29 and 32, 2013** – The stadium hosts the 2013 NCAA Men's Basketball South Regional Semifinals and finals - with more than 77,000 fans on hand to watch the Sweet 16 and Elite 8.

★ **July 25, 2013** – The stadium was renamed AT&T Stadium on July 25, 2013 after the Cowboys and AT&T announced a long term agreement.

★ **April 5-7, 2014** – AT&T Stadium hosts its first NCAA Men's Basketball Final Four between Connecticut, Florida, Kentucky and Wisconsin over two days. In the semifinals, 79,444 are in attendance to mark the largest crowd ever for a college basketball game, the largest crowd for an NCAA Final Four game and the largest crowd for the semifinals in NCAA history. UConn defeats Florida 63-53 and Kentucky downs Wisconsin 74-73. In the NCAA Championship Game, UConn is victorious over Kentucky 60-54 as the largest crowd for an NCAA Basketball Championship Game at 79,238 cheer on the event. The combined attendance of 158,682 is the largest two-day attendance ever for the event.

★ **June 7, 2014** – Country megastar George Strait brings his "The Cowboy Rides Away" Tour to AT&T Stadium with the largest crowd for an indoor concert in North American history at 104,793 in attendance.

★ **January 1, 2015** – The 79th annual Goodyear Cotton Bowl Classic pits No. 5 Baylor against No. 8 Michigan State in the first time that the Cotton Bowl and AT&T Stadium hosts a game as part of the College Football Playoff's "New Year's Six." The Spartans beat the Bears 42-41 with 71,464 in attendance.

★ **January 4, 2015** – The inaugural College Football Playoff National Championship is played at AT&T Stadium between Ohio State and Oregon. The Buckeyes defeat the Ducks 42-20 with 85,689 in attendance.

★ **April 19, 2015** – The Academy of Country Music Awards hosts its 50th Anniversary awards show at AT&T Stadium and sets the Guinness World Record for the Attendance at an Awards Show Broadcast with 70,252.

★ **April 3, 2016** – WrestleMania 32 makes its mark in North Texas when 101,763 attend the event which sets a new WWE attendance record. It also serves as the fifth-highest attended event at AT&T Stadium.

★ **August 2018** – The Dallas Cowboys celebrate 10 years for games and events at AT&T Stadium since the building opened its doors in 2009.

STADIUM EVENTS

SUPER BOWL

Super Bowl XLV, Green Bay 31, Pittsburgh 25, 2/6/11 - 103,219

COLLEGE FOOTBALL

College Football National Championship Game
Ohio State 42, Oregon 20, 1/12/15 - 85,689

Goodyear Cotton Bowl Classic

Miss 21, Ok. St. 7, 1/2/10 - 77,928
LSU 41, TAMU 24, 1/7/11 - 83,514
Ark. 29, KSU 16, 1/7/12 - 80,956
TAMU 41, Okla. 13, 1/4/13 - 87,025
Mizz 41, Ok. St. 31, 1/3/14 - 72,690
Mich St. 42, BU 41, 1/1/15 - 71,464

Ala. 38, Mich St. 0, 12/31/15 - 82,812
Wisc. 24, W Mich. 16, 1/2/17 - 59,615
Ohio St. 24, SoCal 7, 12/30/17 - 67,510
Clem. 30, ND 3, 12/29/18 - 72,183
Penn St 53, Mem. 39, 12/28/19 - 54,828

AdvoCare Classic

BYU 14, Okla. 13, 9/5/09 - 75,437
TCU 30, Ore St. 21, 9/4/10 - 46,138
LSU 40, Ore 27, 9/3/11 - 87,711
Ala. 41, Mich. 14, 9/1/12 - 90,413
LSU 37, TCU 27, 8/31/13 - 80,230
FSU 37, Okla. St. 31, 8/30/14 - 61,521

Ala. 35, Wisc. 17, 9/5/15 - 64,279
Ala. 52, SoCal 6, 9/3/16 - 81,539
Mich. 33, Fla. 17, 9/2/17 - 75,802
LSU 33, Miami. 17, 9/2/18 - 68,841
Auburn 27, Ore. 21, 8/31/19 - 60,662

Southwest Classic

Ark. 47, TAMU 19, 10/3/09 - 71,872
Ark. 24, TAMU 17, 10/9/10 - 65,622
Ark. 42, TAMU 38, 10/1/11 - 69,838
TAMU 35, Ark. 28, 9/27/14 - 68,113
TAMU 28, Ark. 21, 9/26/15 - 67,339

TAMU 45, Ark. 24, 9/24/16 - 67,751
TAMU 50, Ark. 43, 9/23/17 - 64,668
TAMU 24, Ark. 17, 9/29/18 - 55,383
TAMU 31, Ark. 27, 9/28/19 - 51,441

Big 12 Shootout

TTU 20, BU 13, 11/28/09 - 71,964
Baylor 66, TCU 42, 12/26/11 - 51,615
Baylor 52, TCU 45, 11/24/12 - 44,168
Baylor 63, TCU 34, 11/16/13 - 69,188
Baylor 48, TCU 46 11/29/14 - 54,179

Baylor 63, TCU 35, 10/3/15 - 56,179
TTU 54, Baylor 35, 11/25/16 - 41,656
TTU 38, Baylor 24, 11/11/17 - 34,482
Baylor 35, TCU 24, 11/24/18 - 27,308

Big 12 Championship Games

Texas 13, Nebraska 12, 12/5/09 - 76,211
Oklahoma 23, Nebraska 20, 12/4/10 - 78,810
Oklahoma 41, TCU 17, 12/2/17 - 64,104
Oklahoma 39, Texas 27, 12/1/18 - 83,114
Oklahoma 30, Baylor 23, 12/7/19 - 65,191

Neutral Site games

TCU 38, BYU 28, 10/28/11 - 50,094
Notre Dame 37, Arizona State 34, 10/5/13 - 66,690
UCLA 20, Texas 17, 9/13/14 - 60,479
Ohio State 40, TCU 28, 9/15/18 - 64,362

HIGH SCHOOL FOOTBALL

The stadium has hosted 220 high school football games since opening in 2009. Over one million fans have viewed high school games at AT&T Stadium.

UIL Texas State Football Championships

12/10, 17-18, 2010 - 100,000+
12/9, 15-17, 2011 - 208,602
12/14, 20-22, 2012 - 125,000+
12/14, 19, 20-21, 2013 - 124,198
12/13, 18-20, 2014 - 134,861
12/2-3, 12/14-17, 2016 - 290,900
12/20-23, 2017 - 156,967
12/15, 12/19-22, 2018 - 161,552
12/18-21, 2019 - 148,570



Super Bowl XLV
Green Bay 31, Pittsburgh 25
Feb. 6, 2011



**College Football Playoff
National Championship Game**
Ohio State 42, Oregon 20
Jan. 12, 2015



Big 12 Championship Game
Oklahoma 30, Baylor 23
Dec. 7, 2019



UIL Texas High School Football Championship
4A Division I - Carthage 42, Waco La Vega 28
Dec. 20, 2019

STAFF
PLAYERS
2019 SEASON
RECORDS
PLAYOFF RECORDS
HISTORY
AT&T STADIUM

STADIUM EVENTS

NBA ALL-STAR GAME

2010 NBA All-Star Game - East 141, West 139, 2/14/10 - 108,713
largest crowd in American sports history

NCAA BASKETBALL

Neutral Site games

Texas 103, North Carolina 90, 12/19/09 - 38,052
Baylor 67, Kentucky 62 (Men's) and Kentucky 133, Baylor 130 (Women's),
12/6/13 - 12,818

NCAA Men's Basketball Regional:

Michigan 87, Kansas 85 and Florida 62, Florida Gulf Coast 50,
3/30/13 - 40,639
Michigan 79, Florida 59, 4/1/13 - 36,585

NCAA Men's Basketball Championship:

Connecticut 63, Florida 53 and Kentucky 74, Wisconsin 73,
4/5/14 - 79,444 - largest crowd for a college basketball game
Connecticut 60, Kentucky 54, 4/7/14 - 79,238 - largest crowd for an
NCAA Basketball Championship Game and combined attendance of
158,682 was the largest two-day attendance for the event all-time

SOCCER

CONCACAF Gold Cup

Mexico 4, Haiti 0 and Costa Rica 5, Guadeloupe 1 - GC Quarterfinals,
7/20/09 - 82,252
Costa Rica 5, Cuba 0 and Mexico 5, El Salvador 0 - GC Group Stage,
6/5/11 - 80,108
United States 3, Honduras 1 and Panama 2, Mexico 1 - GC Semifinals,
7/24/13 - 81,410
United States 2, Costa Rica 0 - GC Semifinals, 7/22/17 - 45,516

Friendly Matches

Chelsea FC 2, Club America 0 - 7/26/09 - 57,229
San Luis 3, Club America 0 - 7/17/10 - 27,061
Mexico 2, Brazil 0, 6/3/12 - 84,516
Mexico 3, Ecuador 1, 5/31/14 - 84,876 - largest soccer crowd in Texas
Argentina 2, Mexico 2, 9/8/15 - 82,559
Croatia 1, Mexico 0, 3/27/18 - 79,617
Mexico 3, Ecuador 2, 6/9/19 - 59,222

World Football Challenge

FC Barcelona 2, Club America 0, 8/6/11 - 60,807

International Champions Cup

AS Roma 4, FC Barcelona 2, 7/31/18 - 54,726

CONCERTS

Academy of Country Music 50th Awards Show - 4/19/15 - 70,252 -
highest attendance at an Awards Show Broadcast
BeautyKind Unites: A Concert for Causes - The Band Perry, Demi Lovato,
Jake Owen and Cole Swindell - 3/25/17 - 20,000
Beyonce - 5/9/16 - 44,270
Beyonce & Jay-Z - 7/22/14 - 47,461
Beyonce & Jay-Z - 9/11/18 - 45,099
Coldplay - 8/27/16 - 62,098
Eagles - 6/23/18 - 58,118
Ed Sheeran - 10/27/18 - 46,249
George Strait - 6/6/09 - 60,188
George Strait - 6/7/14 - 104,793 - largest crowd for an indoor concert
in North America
Guns N' Roses - 8/3/16 - 40,978
Jonas Brothers - 6/20/09 - 50,544
Luke Bryan - 10/22/16 - 40,157
Kenny Chesney - 4/16/11 - 46,516
Kenny Chesney - 6/9/12 - 47,269
Kenny Chesney - 5/11/13 - 45,026
Kenny Chesney - 5/16/15 - 47,256
Kenny Chesney - 6/4/16 - 46,273
Kenny Chesney - 5/19/18 - 46,274
Metallica - 6/16/17 - 49,476
One Direction - 8/24/14 - 53,409
Paul McCartney - 8/19/09 - 38,500
Posty Fest: Post Malone, Pharrell, Meek Mill, Rae Sremmurd, Jaden Smith
& Yella Beezy - 11/29/19 - 46,152
Taylor Swift - 10/8/11 - 55,451
Taylor Swift - 5/25/13 - 53,020
Taylor Swift - 10/17/15 - 62,630
Taylor Swift - 10/5,10/6/18 - 105,002
The Rolling Stones - 6/6/15 - 49,042
U2 - 10/12/09 - 70,745
U2 - 5/26/17 - 50,247



2010 NBA All-Star Game
East All-Stars 141, West All-Stars 139
Feb. 14, 2010



**NCAA Men's Basketball
Final Four Championship**
UCONN 60, Kentucky 54
April 7, 2014



International Soccer Friendly
Argentina 2, Mexico 2
Sept. 8, 2015



Academy of Country Music 50th Awards Show
April 15, 2015

STADIUM EVENTS

PBR

2/20/10 - 46,321*	2/27/16 - 30,298
2/19/11 - 38,641	2/18/17 - 38,598
3/3/12 - 34,141	2/24/18 - 46,046
3/2/13 - 29,032	2/9-2/10/19 - 61,809
3/1/14 - 37,716	2/15-2/16/20 - 42,171
2/28/15 - 28,311	

*largest crowd for a single-day riding event in the U.S.

THE AMERICAN RODEO

3/2/14 - 28,315	2/25/18 - 32,137
3/1/15 - 42,563	3/2-3/3/19 - 37,853
2/28/16 - 33,799	3/7-3/8/20 - 43,844
2/19/17 - 28,030	

MONSTER JAM

2/27/10 - 60,321	2/13/16 - 50,100
2/26/11 - 60,125	2/4/17 - 60,582
2/25/12 - 60,099	2/10/18 - 61,351
2/23/13 - 64,078 - event record	2/23/19 - 60,586
2/22/14 - 57,136	10/26/19 - 38,769
2/21/15 - 56,663	2/29/20 - 61,329

SUPERCROSS

3/20/10 - 49,082	2/20/16 - 57,755
2/26/11 - 51,509	2/11/17 - 57,807
2/18/12 - 53,952	2/17/18 - 57,421
2/16/13 - 54,036	2/16/19 - 57,614
2/15/14 - 54,421	2/22-2/23/20 - 48,503
2/14/15 - 54,981	

OTHER SPORTING EVENTS

NFL Draft

2018 NFL Draft, 4/26-28/18 - The NFL Draft Experience set an opening Day 1 of the Draft attendance record as over 100,000 people attended the free event on the first night of the NFL Draft.

Wrestling

WrestleMania 32, 4/3/16 - 101,763 - largest attendance in WWE history

Boxing

Manny Pacquiao def. Joshua Clottey - WBO World Welterweight Championship, 3/13/10 - 50,944
 Manny Pacquiao def. Antonio Margarito - WBC Super Welterweight title, 11/13/10 - 41,734
 Canelo Alvarez def. Liam Smith - WBO Junior Middleweight title, 9/17/16 - 51,240
 Errol Spence Jr. def. Mikey Garcia - IBF Welterweight title, 3/16/19 - 47,525

Running

4/11/10 - America's Run Half Marathon, 5k, kids' FunRun, FitFest and a Running and fitness Expo

Lacrosse

NCAA Women's Lacrosse, Northeastern vs. William & Mary, 3/19/11 - 2,235

Bowling

U.S. Women's Open - 6/30/11 - 6,000+

Gymnastics

Nastia Liukin Cup - 3/6/15 - 3,226
 AT&T American Cup - 3/7/15 - 10,383

ARTS AND HOME ENTERTAINMENT

The Home Show - 3/9-11/12 - 25,229
 Live broadcast of the opera "The Magic Flute" - 4/28/12 - 15,100
 Glenn Beck "Restoring Love" - 7/28/12 - 46,478
 The Home Show - 3/8-10/13 - 12,994
 Live simulcast of the opera "Turandot" - 4/13/13 - 14,000
 Live simulcast of the opera "The Barber of Seville" - 4/11/14 - 10,000
 Live simulcast of the opera "LA BOHÈME" - 3/21/15 - 7,000
 Live simulcast of the opera "SHOW BOAT" - 4/23/16 - 5,000
 13 Hours: The Secret Soldiers of Benghazi Movie Premiere - 1/12/16 - 32,000



PBR Global Cup
Feb. 15-16, 2020



2018 NFL Draft
April 26-28, 2018



WrestleMania 32
April 3, 2016



Errol Spence Jr. defeats Mikey Garcia
March 16, 2019

STAFF

PLAYERS

2019 SEASON

RECORDS

PLAYOFF
RECORDS

HISTORY

AT&T
STADIUM

The Star in Frisco

In August 2013, the Dallas Cowboys, in partnership with the City of Frisco and the Frisco Independent School District (FISD), announced plans for The Star in Frisco - a vision that would become home of the Dallas Cowboys World Corporate Headquarters and Training Facility. Officially opened to the public in August 2016, The Star in Frisco continues to develop into a leading entertainment destination.

The Star is located in Frisco, Texas, a suburb north of Dallas, Texas. The facility is comprised of four mixed-use developments along the Dallas North Tollway in between Warren Parkway and Lebanon Road and boasts more than 175,000 residents.



Plans for the 91-acre mixed-use development quickly grew from the Dallas Cowboys World Corporate Headquarters to become a destination that featured shopping, dining and nightlife, as well as athletic, fitness, event, hotel and residential options.

In partnership with the City of Frisco and Frisco ISD, the Cowboys focused on inspiring the next generation of players and fans by uniquely engaging them at the place where the Dallas Cowboys live, work and practice.

The Star became the first NFL training facility in the U.S. that is shared with a public high school athletic program. All 10 Frisco ISD high schools play games within Ford Center at The Star, a state-of-the-art, 510,000-square-foot indoor athletic facility. With a capacity of 12,000 seats, Ford Center hosts a variety of events in addition to football games, such as meetings, concerts and more.

"Moving from Valley Ranch to The Star was bittersweet," said Jerry Jones, owner and president, Dallas Cowboys. "We had a lot of history and memories there, but what is exciting now is what we've built at The Star that goes beyond just the Dallas Cowboys team. It involves these young, talented athletes from Frisco ISD; it involves the entire Frisco community with what we offer from training, health and wellness, to dining, entertainment, shopping and more. We've put our heart and soul into this next chapter for the Cowboys, and we love watching fans experience everything that The Star has to offer."

The Cowboys worked with several companies to develop all elements of The Star, including Manhattan Construction Group, Gensler, O'Brien Architects, ICRAVE, Advent Design Corp., Kimley-Horn and Associates, Walter P. Moore, and Henderson Engineers, Inc.

The Cowboys officially moved into The Star in July 2016 and held the first event in Ford Center on August 27, 2016: The Star Kickoff presented by Whataburger - a one-day event that featured eight FISD high school varsity football teams.

Key Design Highlights

★ **Ford Center at The Star** – Ford Center at The Star is a state-of-the-art, 510,000-square-foot indoor athletic facility shared by the Dallas Cowboys, the City of Frisco and Frisco ISD's 10 high schools. It seats 12,000 in folding fixed seats and features an interior video board (1,824 square feet) and an exterior video board (2,270 square feet). The exterior video board is one of the largest in high school sports. Beyond high school football, Ford Center hosts a variety of events including concerts, soccer games, marching band competitions, lacrosse and more. Ford Center at The Star is home to Dallas Cowboys Football Operations, including its locker room, training room, coaches' offices, team rooms, training table and hydrotherapy. Frisco ISD has a dedicated side to Ford Center that includes a locker room, training room, press area and coaches' offices. Ford Center at The Star boasts one indoor and two outdoor (one turf and one natural grass) NFL and University Interscholastic League (UIL) compliant practice fields. It includes four luxury suites and a premium hospitality area that overlooks the indoor stadium and outdoor practice fields.

★ **War Room at The Star** – The NFL Draft is conducted in a state-of-the-art war room outfitted with advanced technology and adorned with Dallas Cowboys historical draft documents. The room is approximately 40' x 30', and on Draft Day, is filled with about 40 people (20-25 coaches, 12-15 scouts, several team trainers/executives). A large (roughly 20' x 7'), fully interactive video wall exists at the front of the room and is comprised of three rows of five 55" LCD narrow bezel displays (15 total screens). In addition, the room includes two, 98-inch, 4K multi-touch displays on a wall to be used for side-by-side comparison of two players doing the same exercise/running the same play during a game. A display case in the hallway outside of the war room contains three historical draft books with notable evaluations of Cowboys legends, such as Troy Aikman, and one high-tech, animated draft book that "scribbles" notes and plays video clips. The room is open to the public for tours of The Star, and fans have the chance to win a "War Room Experience" in a continued partnership with the Texas Lottery.

★ **Outdoor Entertainment at The Star** –The 40,500-square-foot Tostitos Championship Plaza is where Times Square meets town square. Located at the heart of The Star, it features a 2,270-square-foot video board, interactive displays and other video boards, a 50-yard football field for community activities and a 10,000-square-foot Fans United store that sells team apparel, fashion, souvenirs and memorabilia from the Cowboys and other Dallas-based professional and amateur teams. In addition, the Dallas Cowboys Ring of Honor Walk presented by Dr Pepper leads up to Ford Center, and highlights key players in Cowboys history. The Star will also feature a Nike jogging trail.

★ **Baylor Scott & White Sports Therapy & Research at The Star** – Opened in the summer of 2018, the 300,000-square-foot campus, named Baylor Scott & White Sports Therapy & Research at

The Star, focuses on injury prevention, research and wellness for athletes of all levels, and is expected to become a nationally recognized model for the holistic treatment of physically active individuals. It is also a first-of-its-kind collaboration between an NFL team, a health system and a school district - Frisco ISD. The initial phase of the project included an ambulatory surgery center, a diagnostic imaging center, physical therapy, a preventive care program for athletes and several other health care offerings.

★ **Cowboys Club** – Cowboys Club, located at The Star, is an exclusive, members-only club designed to provide one-of-a-kind experiences for members and their guests. Cowboys Club overlooks the Dallas Cowboys practice fields and Ford Center field, allowing a bird's-eye view of the Cowboys and Frisco ISD games and camps. The club venue features multiple bar and dining options, including a five-star restaurant, as well as a terrace where members can dine. Cowboys Club hosts daily, members-only events, and each member has access to meeting rooms and catering to both business and private gatherings. The Cowboys began selling Cowboys Club memberships on January 12, 2016, and sold out approximately one month later on February 15, 2016. Those interested in purchasing a membership can fill out an application at www.cowboysclub.com.

★ **Cowboys Fit** – Built in partnership with Mark Mastrov, Chairman of New Evolution Ventures and founder of 24 Hour Fitness, Cowboys Fit is a three-story, 60,000-square-foot, state-of-the-art health and fitness facility. It features the same cutting edge fitness equipment and recovery innovations used by the Dallas Cowboys players and cheerleaders, enabling its members to truly train like a professional athlete. Amenities at Cowboys Fit include boutique style classes in three separate studios, a rooftop deck and pool overlooking the Cowboys practice fields, an extensive health and nutrition bar, a dedicated recovery lounge offering Cryotherapy, NormaTec, Hydromassage, and treatments delivered by the industry's leading experts, a 40-yard indoor fitness turf, an exercise floor like no other and much more.

★ **Formation** – Formation was designed to meet all your professional needs in an elevated work environment. Channel the winning business tradition of the Dallas Cowboys and the Jones Family at Formation. Inspired by and located steps from the Dallas Cowboys World Headquarters, Formation offers unique amenities with a variety of membership options ranging from 24/7 access to a few days per month. Limited memberships are available. Visit FormationAtTheStar.com for more information.

★ **Omni Frisco Hotel at The Star** – Omni Frisco Hotel at The Star opened its doors in summer of 2017. The 16-story, 300-room luxury hotel is designed to host meetings and events for business and leisure travelers. A rooftop pool deck with a bar and grill overlooks Ford Center at The Star and Tostitos Championship Plaza. Omni Frisco Hotel is able to accommodate up to 1,000 attendees for an event or banquet, and boasts 24,000 square feet of meeting space inclusive of a 13,000-square-foot ballroom.

★ **The Star District** – Located adjacent to Ford Center and Tostitos Championship Plaza, in a 200,000-square-foot retail block, The Star District includes over 30 restaurants and retail options designed for the community, fans and visitors alike. Dine, shop and explore The Star by visiting Ascension Coffee, Blue Jean Baby, Cane Rosso, Charlotte Jones Collection, Cherry Blow Dry Bar, City Works Eatery & Pour House, Complexity Gaming, Concrete Cowboy, Cowboys Fit, Cow Tipping Creamery, crushcraft Thai Eats, Dee Lincoln Cigar Bar, Dee Lincoln Prime, Fans United, Flea Style, Freshii, Hiatus Spa, Heirloom Haul, Howard Wang's China Grill, Lincoln Experience Center, Lucchese at The Star, Luxe Eyewear, Mi Cocina, Neighborhood Services, Nestlé Toll House Café, Next Step Dance, Nike at The Star, Omni Frisco Hotel, PlainsCapital Bank, Raising Cane's, Red Mango, Roti Grill, Rush Bowls, Sushi Marquee, Tangerine Salon, The Common Table, Tri Tip Grill, Trophy Park, Tupelo Honey Southern Kitchen & Bar, Wahlburgers and Zizik's.

★ **Ring of Honor Walk Presented by Dr Pepper** – Located throughout The Star District, the Dallas Cowboys Ring of Honor Walk presented by Dr Pepper, honors the 22 members of the Dallas Cowboys Football Club who have made outstanding contributions throughout the team's history. A key design element of the area includes numbers 12 and 88 placed 50 yards apart for Roger Staubach and Drew Pearson, paying homage to the iconic 50-yard, game-winning "Hail Mary" pass from Staubach to Pearson that toppled the Minnesota Vikings in the 1975 playoffs and introduced the phrase "Hail Mary" into the sports lexicon.

★ **Twelve Cowboys Way** – Twelve Cowboys Way is the most coveted address at The Star. Located in Frisco, Texas, this 17-story luxury residential tower overlooks the 91-acre campus of The Star, the Dallas Cowboys World Headquarters, practice facility, and much more. Twelve Cowboys Way is a first-of-its-kind residence co-created by Cowboys Hall of Fame Owner Jerry Jones, Cowboys Hall of Fame Quarterback and #12, Roger Staubach, alongside Dallas-based developer and Cowboys Alumni, Robert Shaw. For leasing information, visit TwelveCowboysWay.com.

★ **The Star Tours Presented By SeatGeek** – The Dallas Cowboys World Corporate Headquarters at The Star in Frisco is a destination created to allow fans to connect with the team in ways they have never imagined. The VIP Guided Tours give Cowboys fans a chance to experience the place where the Dallas Cowboys train and work 355 days of the year. With small group sizes and additional tour stops, the VIP Guided Tours are the ultimate tour experience. Tickets can be purchased at www.TheStarInFrisco.com/Tours.

Cowboys Summer Training Camp



The Dallas Cowboys will hold training camp in its entirety at The Star in Frisco, Texas in 2020 for the first time in the 60-year history of the franchise. For the last three seasons, the club had a portion of its camp held at The Star, while spending the first part of camp in Oxnard, California. The Cowboys 61st training camp is scheduled to open on Thurs., July 23 and will break on Wed., Sept. 2.

Eight seasons ago, Dallas returned to the west coast after training in the Alamodome in San Antonio prior to the 2011 season. Since 2004, Dallas has held training camp in Oxnard (2004-06, 2008, 2010 and 2012-19) and/or San Antonio (2007, 2009, 2010 and 2011).

Training Camp History

June 3, 1960 – The newly formed Dallas Cowboys franchise announced that it will train at Pacific University in Forest Grove, Oregon. Rookies reported on July 9.

May 24, 1961 – Due to its proximity to their first exhibition game against Minnesota in Minneapolis, the Dallas Cowboys move training camp to St. Olaf College in Northfield, Minn. Camp opened on July 9.

June 8, 1962 – The Dallas Cowboys move their training camp site to the campus of Northern Michigan College on the shores of Lake Superior in Marquette, Mich. Rookies reported on July 13.

July 12, 1963 – Because the team played three of its first four preseason games on the west coast, the Dallas Cowboys moved training camp to California Lutheran College in Thousand Oaks, Calif. This camp, which was the first of 27 at CLC, opened on July 12.

Dec. 6, 1989 – For the first time in the 30-year history of the team, the Dallas Cowboys trained in Texas as the club announced its 1990 training camp would be held at St. Edward's University in Austin, Texas. This camp, the first of eight at St. Ed's, opened on July 22.

Feb. 17, 1998 – The Cowboys begin a four-year stay at Midwestern State University in Wichita Falls, Texas, with their 1998 camp. The first camp at Midwestern State University opened on July 16. In 2001, the Cowboys split camp between Midwestern State and the Residence Inn in Oxnard, Calif., spending two weeks at each location.

May 17, 2002 – The Cowboys continue their commitment to fans in the state of Texas by announcing the 2002 training camp will take place at the Alamodome in San Antonio, Texas. The camp, which ran for four weeks, opened on July 26. The Cowboys returned to the Alamodome again in 2003.

Oct. 24, 2003 – The Cowboys announce a return to California for training camp. For the 2004-06 seasons, the Cowboys conduct their entire training camp in Oxnard, Calif., at the Residence Inn at River Ridge, using practice fields provided by The City of Oxnard. The Cowboys opened their first returned camp on July 30, 2004.

May 4, 2006 – The Dallas Cowboys announce a five-year commitment to once again call the City of San Antonio its summer home beginning in 2007. The Alamodome, which played host to Cowboys training camps in 2002 and 2003 will again be the site for the team's summer practice sessions.

Summer, 2010 – The Dallas Cowboys held a split camp, spending the first portion in the Alamodome in San Antonio and the second at the Residence Inn at River Ridge in Oxnard.

July, 2012 – The Dallas Cowboys returned to Oxnard, California for all of training camp at the Residence Inn at River Ridge after spending the 2011 training camp in San Antonio at the Alamodome.

August, 2017 – After spending the first four weeks of training camp in Oxnard, California, the Dallas Cowboys returned home to hold their first ever training camp practices at their new practice facility at The Star in Frisco. Six training camp practices were held inside Ford Center and open to the public.

Training Camp by Location

OREGON	MINNESOTA	MICHIGAN	THOUSAND OAKS	AUSTIN	WICHITA FALLS	SAN ANTONIO	OXNARD	FRISCO
1960	1961	1962	1963 1977 1964 1978 1965 1979 1966 1980 1967 1981 1968 1982 1969 1983 1970 1984 1971 1985 1972 1986 1973 1987 1974 1988 1975 1989 1976	1990 1991 1992 1993 1994 1995 1996 1997	1998 1999 2000 2001*	2002 2003 2007 2009 2010* 2011 (6)	2001* 2004 2005 2006 2008 2010*	2017 2018 2019
			(27)	(8)			(14)	

* indicates split camp

Dallas Cowboys Digital

DallasCowboys.com



The Dallas Cowboys official website offers the best collection of timely articles, press conferences and videos, combined with the best spot to purchase tickets and order merchandise from the Cowboys Pro Shop. From the latest news to the latest apparel, there is no better place to visit than DallasCowboys.com.

Daily Podcasts

Talkin' Cowboys – True to its name, the “Talkin’ Cowboys” podcast delivers knowledgeable, entertaining coverage of America’s Team. This new lineup has a blend of experience, youth and a former NFL player. Rob Phillips is joined by Kyle Youmans, Hekma Harrison and former Cowboys draft pick Isaiah Stanback for a daily dose of Cowboys coverage.

Cowboys Break – This daily show is serious about the Cowboys, without taking themselves too serious in the process. This one-hour podcast has been around for 15 seasons, hosted by Derek Eagleton, along with Nick Eatman, David Helman and Ambar Garcia. The crew discusses the current state of the team, including fan opinion from calls and social media, giving analysis on the day-to-day events with a mix of historical perspective.

Hangin' with the Boys – If you're looking for some guys that enjoy talking about Cowboys football but also enjoy giving each other a hard time and having fun, then this is the show for you. Join six-time Pro Bowler Nate Newton, former Cowboys receiver Jesse Holley, along with Kurt Daniels and Shannon Gross as they aren't afraid to get off-topic from time to time. And you never know who might be calling into the show.

Mick Shots – You can't find more experience on one show than this one, featuring Mickey Spagnola, who has covered the Cowboys since the 1980s. One of the players on the team back then - Everson Walls - has plenty of stories to tell and they're joined by longtime DFW media personality Bill Jones.

Players' Lounge – They joined the Cowboys together in 2010. Both undrafted and both playing safety. So why wouldn't Barry Church and Danny McCray have their own podcast? The two dissect the game like no other and have veteran media personality Newy Scruggs guiding the way.

Dallas Cowboys on Social Media.



@dallascowboys



/dallascowboys



@dallascowboys



@dallascowboys



/dallascowboys



Get the ultimate fan experience! For \$20, Cowboys United members have exclusive access to Cowboys content, player meet and greets, special game day events, and 20% off Pro Shop Discount Days throughout the year. Join today at DallasCowboys.com/United.

Cowboys on Radio

CBS Radio's 105.3 The Fan (KRLD-FM) is once again the Flagship Station of the Dallas Cowboys Radio Network for the 2020 NFL season. All preseason, regular season and postseason Cowboys games are heard in stereo on The Fan's 100,000-watt signal.



Brad Sham returns for his 42nd season in the Dallas Cowboys radio booth. Beloved by Cowboys fans, Sham's award winning play-by-play has provided the soundtrack to many of the most memorable moments in Dallas Cowboys history. Brad is re-joined in the booth by former Cowboys quarterback Babe Laufenberg, who enters his 28th season as the Network's full-time color analyst. A fixture on the sideline, veteran reporter Kristi Scales - now in her 22nd season on the sideline - provides instant updates from the field.

Regular and postseason games are preceded by a three-hour Pregame Show and a three-hour Postgame Show. The Pregame show is hosted by Ari Temkin and Jesse Holley. The Postgame show is hosted by Ari Templin and Jesse Holley. Veteran Cowboys/NFL reporter Mickey Spagnola contributes breaking news from the field and locker room before and after every game.

The Dallas Cowboys Radio Network

TEXAS: Abilene KTLT 98.1 FM; Alpine KVLF 1240 AM; Amarillo KGNC 97.9 FM; Andrews KQRX 95.1 FM*; Atlanta, TX KPYN 900 AM/99.5 FM; Austin KTXH 104.9 FM; Big Spring KBST 95.7 FM; Brownsville KVNS 1700 AM/KQXX 105.5 FM*; Brownwood KXYL 96.9 FM; Bryan KORA 98.3 FM, Carthage KGAS 104.3 FM; Childress KCTX 96.1 FM; College Station KORA 98.3 FM; Comanche KCOM 1550 AM; Corpus Christi KEYS 1440 AM; Del Rio KDLK 94.1 FM*; Eagle Pass KDLK 94.1 FM; El Paso KLAQ 95.5 FM; Hereford KPAN 860 AM; Kermit KPTX 98.3 FM*; Kerrville KAXA 103.7 FM/KHJQ 93.1 FM; Killeen KRZI 100.9 FM; Lubbock KTTU 104.3 FM; Malakoff KCKL 95.9 FM; Marble Falls KBEY 103.9 FM; Marshall KMHT 103.9 FM; McAllen KVNS 1700 AM/KQXX 105.5 FM*; Midland KQRX 95.1 FM*; Monahans KPTX 98.3 FM*; Odessa KQRX 95.1 FM*; Overton KWRD 98.5 FM/1470 AM; Palestine KYKY 98.3 FM; Paris KFYN 104.3 FM*; Pecos KPTX 98.3 FM*; Plainview KVOP 1090 AM/KICA 980 AM; San Angelo KGKL 960 AM/97.5 FM; San Antonio KJXK 102.7 FM/KZDC 1250 AM; Stanton KQRX 95.1 FM*; Stephenville KSTV 93.1 FM; Temple KRZI 100.9 FM; Texarkana KKTK 1400 AM; Tyler KOOI 106.5 FM; Uvalde KAXA 103.7 FM/KHJQ 93.1 FM; Waco KRZI 1660 AM/92.3 FM*; Wichita Falls KWFS 1290 AM.

ARKANSAS: Glenwood KHGZ 670 AM; Little Rock KABZ 103.7 FM.

LOUISIANA: Shreveport KLKL 95.7 FM.

NEW MEXICO: Albuquerque KQTM 101.7 FM; Farmington KTRA 102.1 FM; Hobbs KHOB 1390 AM; Roswell-Artesia-Carlsbad KTZA 92.9 FM.

OKLAHOMA: Farmington KPRT 107.9 FM; Hugo KFYN 104.3 FM*; Oklahoma City KRXO 107.7 FM; Tulsa KTBZ 1430 AM.

*station serves more than one market

The Dallas Cowboys Spanish Language Radio Network Cadena de Plata Radio

A tradition of Spanish-language excellence continues with Cadena de Plata, the official voice of the Vaqueros de Dallas. Throughout the great state of Texas, and its growing affiliate base with stations in Nevada, New Mexico and Mexico City, those who enjoy the passion and drama of Español can follow the action with Victor Villalba (play-by-play), Luis Perez (color) and Carlos Nava (sidelines) during the 2020 season.

TEXAS: Abilene KKHR 106.3 FM; Amarillo KZIP 1310 AM/92.7 FM; Bryan/College Station KTAM 1240 AM; Dallas/Fort Worth KMWK 107.5 FM; El Paso KAMA 750 AM; Farwell KICA 98.3 FM; Lubbock KDAV 1590 AM; Midland/Odessa KTXC 104.7 FM; San Antonio KLEY 95.7; Waco KBHT 104.9.

ARKANSAS: Fayetteville KLTK 1140 AM/99.9 FM.

OKLAHOMA: Hollis KKRE 92.5 FM.

NEW MEXICO: Artesia/Carlsbad KPZE 106.1 FM; Clovis KICA 98.3 FM; Las Cruces KAMA 750 AM.

MEXICO: Mexico City TBD; Monterrey XHTEC 94.9 FM.



Cowboys on Television

Dallas Cowboys Broadcasting Network



The Dallas Cowboys Broadcasting Network is the television production and syndication unit of the Dallas Cowboys Football Club. Now in its 30th year, the Dallas Cowboys Broadcasting Network produces and distributes some of the most-watched programs in the region - Dallas Cowboys preseason games, weekly programs and specials throughout the year. These programs are televised in Dallas/Fort Worth and over 25 other markets throughout Texas, Arkansas, Louisiana, New Mexico and Oklahoma.

The Cowboys weekly shows during the preseason and regular season keep Dallas Cowboys fans abreast of the latest Cowboys stories making news and of key issues in the National Football League:

“Cowboys Special Edition”

This documentary style program gives fans an in-depth look at the team. The show airs Saturdays at 11 p.m. from July 18, 2020 through the postseason on KTVT/CBS11 in Dallas/Fort Worth and at locally scheduled times throughout the Dallas Cowboys syndicated network.

“The Mike McCarthy Show”

Coach Mike McCarthy gives fans an inside look at the team each week. With regularly scheduled visits from Cowboys players and coaches, fans will be able to get a fresh perspective of the team. The show will air Saturdays at 11:30 p.m. from Sept. 12, 2020 through the postseason on KTVT/CBS11 in Dallas/Fort Worth and at locally scheduled times throughout the Dallas Cowboys syndicated network.

Dallas Cowboys Postgame Show

Brad Sham and Babe Laufenberg brings you the only show from inside the Cowboys locker room after each game. Player interviews, game highlights and comments from Jason Garrett can be seen Sunday nights at 11:00 p.m. after each and every game on KTVT/CBS11 in Dallas/Fort Worth and at locally scheduled times throughout the Dallas Cowboys syndicated network.

Cadena de Plata

With its beginnings in 1995, Cadena de Plata Television, the official voice of the Vaqueros de Dallas en Español, has been a precursor in engaging the growing Spanish-speaking fan of the NFL and the Silver and Blue in the United States. Broadcasting throughout its growing affiliate base stretching across Texas and New Mexico, Cowboys fans who like their coverage in Spanish can participate in preseason game telecasts. Along with these preseason Spanish language game telecasts, Cadena de Plata produces four (4) one-hour specials throughout the Cowboys season along with training camp updates and a 30-minute weekly show airing in Dallas/Fort Worth on Telemundo-39, Cadena de Plata's television flagship.

Dallas Cowboys Star Magazine



Each year, *Dallas Cowboys Star Magazine* produces three must-have specialty issues that every Cowboys fan will enjoy. April is the release of the extensive Draft Guide, which has mock drafts, team breakdowns and more than 300 college players listed. June is the one-of-a-kind Dallas Cowboys Cheerleaders Swimsuit Issue, featuring America's Sweethearts on the beaches of paradise. And the Training Camp Preview in July gets you ready for the upcoming season with scouting reports for every player on the roster. Only \$4.95 each, get yours at Shop.DallasCowboys.com or call 1-877-632-2697.



Throughout the 1960's the Dallas Cowboys followed the NFL convention of inviting local high school cheerleaders onto the sidelines to cheer on the team. But by the early '70s, a concerted effort was underway to enhance the glamour, excitement and entertainment value to the NFL game-day experience. Dancers were auditioned. A Broadway choreographer was put in charge. And a star-spangled blue and white uniform was designed. The Dallas Cowboys Cheerleaders took the field at the brand-new Texas Stadium, and an American icon was born, creating an international phenomenon that has been replicated throughout the NFL. Their image and style continue to have a tremendous impact on sports entertainment, but while they are often imitated, no other organization has been able to achieve their prominence or popularity. The Dallas Cowboys Cheerleaders are recognized around the world as an elite performance group, and their now classic uniform is one of the most well-known symbols of pop culture, so much so that in 2018 it was added

to the Smithsonian's National Museum of American History permanent collection.

By the mid-seventies the squad's national popularity had created such a sensation that two made-for-tv movies were produced with both receiving top ratings. The Cheerleaders have made guest appearances on national television shows such as "Conan," "American Idol," "The View," "The Today Show," "Saturday Night Live" and "David Letterman," and have competed for the benefit of charity on "1 versus 100," "Are You Smarter Than A Fifth Grader," and "Identity." For more than two decades, they have produced their own "The Making of the Dallas Cowboys Cheerleaders Swimsuit Calendar" television special for network and social media distribution. They are currently in the 15th season of the highly rated CMT "The Dallas Cowboys Cheerleaders – Making the Team" series that captures the entire DCC audition process and training camp.

The Cheerleaders are of course a regular feature on the sidelines of AT&T Stadium, but they are also in demand throughout the year at festivals, sporting events and corporate conventions around the country and frequently appear on national magazine covers, television commercials and Hollywood films. Their annual calendar collection has grown to include four formats of swimsuit calendars, one sidelines action calendar as well as a 120-page special edition of The Dallas Cowboys Star magazine. Their appearances are not just limited to stages, but also include philanthropic and civic events with annual visits to children's and veteran hospitals, nursing homes and charitable fundraisers.

In 1979, the Department of Defense requested the Dallas Cowboys Cheerleaders presence on a USO Tour in South Korea during the Christmas Holidays. The DCC has continued these collaborative efforts over the past three decades - making more international tours with the USO than any other entertainment group. They bring their own special brand of goodwill and gratitude to the men and women in the military and their families, traveling to locations as diverse as Iraq, Bosnia, Afghanistan, Cuba, Korea and the Persian Gulf. Their annual trips have become a special tradition for both the troops and the Cheerleaders. So special, in fact, that the DCC was presented the "USO's 50th Anniversary Award" in recognition of their distinguished service to American troops, and the Department of Defense presented the squad with the first-ever "Spirit of Hope Award" in 1997. They were also honored with induction into the Veteran of Foreign Wars Hall of Fame in 2002, and in 2013, the Cheerleaders were awarded the American Legion's prestigious Distinguished Service Medal. No other individual or group has ever been recognized with all four of those honors.

The Dallas Cowboys Cheerleaders are truly extraordinary women chosen to exemplify the high standards of the Dallas Cowboys Football Club and to proudly represent their hometowns, their country and young women everywhere.

Charlotte Jones is the President of the Dallas Cowboys Cheerleaders, and the squad is under the direction of Kelli McGonagill Finglass and the choreography of Judy Trammell.

For information on appearances or auditions visit www.dallascowboyscheerleaders.com.



Kelli McGonagill Finglass
Director



Judy Trammell
Choreographer





The Dallas Cowboys introduced the Rhythm and Blue, a high-energy co-ed dance team and drum corps, in 2009. The Rhythm and Blue brings a refreshingly innovative, unique and exciting element to the Cowboys legendary game-day entertainment line-up. The talented group of men and women who make up "DCRB" entertain audiences from around the world as they enter the plazas of AT&T Stadium before each game. After every Cowboys score during the game, the Rhythm and Blue Dancers & Drumline dazzle fans with captivating celebration performances. The Rhythm and Blue Dancers were conceptual-

ized under the direction of Dallas Cowboys Executive Vice President/Chief Brand Officer Charlotte Jones. It is the first and only entertainment concept of its kind in the NFL.

The Dallas Cowboys Rhythm and Blue is a two-part entertainment entity. The percussion troop drumline masters the rhythm and the dance team moves the spirit of Cowboys Nation true blue. Music from cutting edge drum cadences and dynamic routines featuring a strong level of breakdancing and hip-hop based movement combine to form an electrifying fan favorite! In the short period of time since its inception, the remarkably high level of performances and choreography has garnered DCRB national attention and prestige. Inside Dance Magazine and notable industry insiders say that DCRB is changing the face of sports entertainment! The group has been showcased at international competitions and has been requested to appear at both charity and corporate appearances in the DFW metroplex, Texas, New Mexico, Las Vegas, Nevada and Panama City, Panama, and has garnered national acclaim with their "Back to Football" halftimes featuring the Kinjaz & Super Cr3w from NBC's hit television show, "World of Dance."



Jenny Durbin Smith
Director/Choreographer

In 2017 the Dallas Cowboys Rookie Squad, a dynamic and energetic kid crew under the DCRB umbrella, was introduced to fans at AT&T Stadium. The first and only crew of its kind in the NFL, this group of exceptionally talented dancers are between the ages of 7-16 years old. The Rookie Squad fosters an opportunity for these extraordinary performers to gain valuable dance and performance training to grow as professional performers.

Jenny Durbin Smith leads DCRB and the Rookie Squad with her expertise and award-winning choreography as director and head choreographer for the team. Durbin Smith has been choreographing for 18 years for teams such as the NFL Pro Bowl Cheerleaders, Dallas Cowboys Cheerleaders, Dallas Mavericks Dancers, Dallas Desperados Dancers, The Officials, NFL & NBA Pro Cheerleader Conventions and numerous NBA, college, high school and studio competition teams. She has also lent her skills to several national television commercials, television shows, touring stage shows and promotions such as Oprah's Vision Tour in Dallas, 'America's Got Talent', Mary Kay, Hasbro, MTV's 'TRL,' 'Queen of the South' and Monday Night Football. Durbin Smith uses her

extensive dance experience and authentic coaching style to fashion a one-of-a-kind entertainment concept within the professional sports arena.

The DCRB and Rookie Squad uniforms were created by Jenny Durbin Smith in partnership with Rebel Athletic, a proud partner of the Dallas Cowboys Rhythm and Blue Dancers. The uniform bears the standard of a contemporary, stylish and hip Cowboys image while keeping the tradition and excellence of America's Team.

The Dallas Cowboys are known globally as pioneers of game-day entertainment. "We want to revolutionize sports entertainment by thinking 'outside of the box' and bringing content that is innovative, dynamic and unique to the world of professional sports entertainment, while also complimenting our existing game-day elements," Durbin Smith says of DCRB. The result is your highly acclaimed Rhythm and Blue!



COMMUNITY



Community Outreach and the Dallas Cowboys



GENE AND JERRY JONES FAMILY
FOUNDATION



For the past 31 years, Jerry Jones and his family have owned and operated the Dallas Cowboys with a management style that places just as much emphasis on community leadership as it does on the goal of winning the Super Bowl. With the Cowboys organization having enjoyed immense and unprecedented success, the Jones Family feels a very strong responsibility to take the visibility, energy and celebrity of the world's most powerful sports franchise and channel those dynamic forces towards the bigger purpose of making a difference. Recognized as one of the world's most generous families, the Joneses enlist the talents, skills and resources of Cowboys players, coaches, cheerleaders and every member of the organization to provide a unique and cutting-edge approach to community outreach.

"Any personal contact with an individual member of our organization can provide help for hundreds of people in need," says Jones. "The star on the helmet can move mountains."

THE MISSION. In the area of community service, the organization's mission is built upon an overall philosophy of helping those who don't have the strength, the resources or the means to help themselves, with a primary focus on its partnership with The Salvation Army.



THE SALVATION ARMY

The Dallas Cowboys primary community focus is rooted in the Jones Family's longstanding passion for, and commitment to the Salvation Army. From 2010 to 2014, Cowboys Executive Vice President and Chief Brand Officer Charlotte Jones served as chair of The Salvation Army's National Advisory Board - the first woman to ever hold that distinguished title. Gene and Jerry Jones have both served on The Salvation Army's National Advisory Board, as well as the local DFW Metroplex Command's Advisory Board. For a full history of the Jones Family's partnership with The Salvation Army, visit DallasCowboys.com/community.

Red Kettle Campaign

For the past 23 years, the Jones Family has dedicated the Cowboys annual Thanksgiving Day halftime performance as a national showcase to kick off The Salvation Army's iconic Red Kettle Campaign. Under the direction of Charlotte Jones, the Cowboys have produced the annual halftime event and welcomed renowned entertainers from across the musical spectrum. Since 1997, The Salvation Army has served more than 703 million people through programs that address homelessness, food insecurity, drug and alcohol abuse, human trafficking, and more. In that same time period, and with the help of the Dallas Cowboys, the Red Kettle Campaign has raised more than \$2.75 billion to aid in that work.



50/50 Raffle

The Dallas Cowboys launched their 50/50 Raffle program at AT&T Stadium in 2016 with proceeds benefiting The Salvation Army. Raffle tickets are sold to fans during each home game, with a drawing to determine which lucky fan will split the game's jackpot with The Salvation Army. Since its inception, the effort has raised more than \$2 million dollars, with The Salvation Army receiving half of that amount to support a variety of initiatives from youth outreach to veteran's assistance and domestic violence shelter programs.



STAFF

PLAYERS

2019 SEASON

RECORDS

PLAYOFF
RECORDS

HISTORY

COMMUNITY
OUTREACH

Early Thanksgiving with the Cowboys

Each year, the week before Thanksgiving, Gene Jones and Charlotte Jones lead players, cheerleaders, mascot Rowdy and players' and coaches' significant others in serving an early Thanksgiving meal to hundreds of clients receiving assistance from The Salvation Army. With help from partners Albertsons and UnitedHealthcare, the effort has served more than 9,200 meals. Veteran players and wives serve patrons at The Army's Carr P. Collins Center in Dallas, while rookie players and cheerleaders visit The Army's Mabey Social Services Center in Fort Worth. For the third year, Dallas Cowboys partner Essilor joined the effort to provide vision screening and free eyeglasses for The Salvation Army clients.



The Salvation Army Angel Tree Program

Every year the entire Cowboys organization, its partners and associates support The Salvation Army's

Angel Tree program. Players, coaches, executives and staff join corporate partners and lease-holders at The Star to purchase toys and necessities for hundreds of "Angels" in need. The program, which makes Christmas brighter for nearly 60,000 children and special needs senior citizens in the DFW Metroplex alone, is truly a joint effort for the Cowboys - from Cowboys rookie players loading big red bags onto Salvation Army trucks to Cowboys employees and corporate partners helping distribute the gifts to Angel Tree families at The Salvation Army's Christmas Assistance Center in Dallas. For the second year, partner JCPenney joined the team's Angel Tree effort and presented a donation of \$100,000 to The Salvation Army with the assistance of special guest and Cowboys Legend



Emmitt Smith and Charlotte Jones.

Disaster Relief

When disaster strikes, The Salvation Army is often first on the scene to offer food, shelter, clothing, spiritual comfort and more. The Cowboys are proud to have assisted the Army in relief efforts in the DFW Metroplex and beyond. In response to Hurricane relief in 2017, \$3 million was raised through a telethon held at AT&T Stadium. In October 2019, the Gene and Jerry Jones Family Foundation and NFL Foundation presented a \$1 million grant to Dallas ISD's Thomas Jefferson High School to aid in the rebuilding of their athletic facilities after tornadoes struck the DFW area. Most recently, during the Covid-19 pandemic, the Dallas Cowboys utilized the 2020 NFL Draft to raise funds and awareness for The Salvation Army's COVID-19 relief efforts. Collectively, the NFL Family has donated more than \$100 million to various COVID-19 outreach efforts. The Dallas Cowboys also joined the Communities Foundation of Texas and United Way of Metropolitan Dallas for the global Giving Tuesday movement, #GivingTuesdayNow, which came to Dallas-Fort Worth as 'North Texas Giving Tuesday Now' on May 5th. The 18-hour campaign raised more than \$20.7 million for over 2,500 local nonprofits, with an additional \$21.8 million raised for coronavirus relief funds. Specifically, the Dallas Cowboys focused on raising visibility and funds for The Salvation Army as well as other non-profits the team supports, including the North Texas Food Bank, the Baylor Scott & White-Dallas Foundation, Café Momentum and GetShiftDone.



Reliant Home Run Derby

Annually, the Dallas Cowboys partner with Reliant Energy to host Reliant's Home Run Derby charity baseball competition, benefiting The Salvation Army. Veteran Cowboys players take turns hitting home runs while rookie players also attend, shagging baseballs in the outfield and hosting youth from The Salvation Army Youth Education Town in the stands. Since 2012 Reliant and the Dallas Cowboys have raised more than \$330,000 for The Salvation Army and other local charities.



Gene and Jerry Jones Family North Texas Youth Education Town

Thanks to a \$1 million matching grant from the Gene and Jerry Jones Family Arlington Youth Foundation in concurrence with a donation from the NFL, the Gene and Jerry Jones Family North Texas Youth Education Town (the "YET") officially opened its doors at The Salvation Army Arlington Corps in October 2013. The YET is the legacy project of Super Bowl XLV, providing educational, athletic and arts programs to hundreds of Arlington youth and their families, as well as countless other services. The Jones Family was joined by several distinguished guests in celebrating the center's grand opening, including NFL Commissioner Roger Goodell, National Commander of The Salvation Army Commissioner David Jeffrey and Cowboys Hall of Fame running back and chair of the YET Advisory Board Emmitt Smith. The Dallas Cowboys engage with YET programming year-round, providing unique opportunities to the youth enrolled in the center's daily activities.



The Salvation Army Echelon

The Jones Family supports the Dallas-area chapter of Echelon - the national young adult auxiliary of The Salvation Army founded in Dallas in 2012 - and Echelon's mission of mobilizing the next generation of The Salvation Army supporters by covering membership dues for all eligible Dallas Cowboys employees. Each year the Dallas-Area Echelon hosts the 30M Gala, which celebrates the work of The Salvation Army and raises money to support a variety of existing The Salvation Army ministries that are already effectively serving the needs of the community. In 2019 the 30M Gala raised over \$250,000. To learn more about Echelon, visit salvationarmyechelon.org.



YOUTH HEALTH & WELLNESS

Since 2007, the Dallas Cowboys have partnered with the NFL to promote PLAY 60 - a national youth health and wellness campaign focused on ending childhood obesity by encouraging kids to eat nutritiously and be active at least 60 minutes of every day.

Dallas Cowboys PLAY 60 Team

The Cowboys work with The Salvation Army to select 11 deserving youth for the Dallas Cowboys PLAY 60 Team. The team members are chosen based on their commitment to playing and being active for at least 60 minutes every day, as well as their demonstration of the Army's five core values: Passion, Compassion, Bravery, Uplifting Spirit and Trustworthiness. The team members receive special Cowboys PLAY 60 jerseys and are invited to be pregame sideline guests during a Dallas Cowboys home game.



Play 60 Week

The Dallas Cowboys celebrated the NFL PLAY 60 movement during the 2019 season through a week-long schedule of events aimed at getting kids up and active for at least 60-minutes a day. PLAY 60 Week 2019 included Cowboys rookies, alumni, cheerleaders, Rhythm & Blue and mascot Rowdy hosting a variety of youth outreach events that encourage youth health and wellness, as well as celebrated Hispanic Heritage Month. In 2019 PLAY 60 Week culminated during the team's national match-up against the Miami Dolphins, with youth from The Salvation Army and Fuel Up to Play 60 honored on field during a special pregame recognition.



Fuel Up to Play 60

Fuel Up to Play 60 is the largest in-school health and wellness program in the country - that empowers students to take charge of their health by making small, everyday changes within their schools. Created by the NFL and the National Dairy Council, in collaboration with the U.S. Department of Agriculture, the program includes grant opportunities of up to \$4,000 annually for schools; a Playbook with strategies for healthy eating and physical activity; and a student ambassador program. The Cowboys partnership with Dairy MAX, local Dairy Council and local implementer of Fuel Up to Play 60, continues to expand as more studies correlate the connection between students' good health and performance in school and in life. Nationally, the program impacts 73,000 schools and 38 million children and the Dallas Cowboys are currently ranked #1 in activation and engagement.



Fuel up to Play 60 Hometown Grant

In 2019 the Cowboys and official nutrition partner Dairy MAX, continued the tradition of awarding Arlington Independent School District the Fuel Up to Play 60 Hometown Grant - a \$10,000 grant intended to make a big impact on good nutrition and physical activity programming in schools. The Hometown Grant awards Fuel Up to Play 60 playground stencils - stencils that incorporate educational messages and encourage physical activity - to Arlington elementary schools. Since 2014 the Hometown Grant has provided playground stencils to more than a dozen Arlington Independent School District elementary schools.



NFL PLAY 60 FITNESSGRAM® Project

Since 2009 the NFL has partnered with The Cooper Institute® - a worldwide leader in preventative medicine research - to supply each of the league's 32 member clubs with FITNESSGRAM licenses to distribute to local schools and community organizations. Developed in 1982 by The Cooper Institute, FITNESSGRAM is the nation's leading tool in assessing and tracking student fitness levels, mandated in the state of Texas and adopted by the Presidential Youth Fitness Program. The Cowboys work with The Cooper Institute locally by hosting a private training at the team's facility for the FITNESSGRAM site leaders, and by promoting the tool through events like Dallas Cowboys player appearances.



Dallas Cowboys PLAY 60 Fitness Zones

Dallas Cowboys PLAY 60 Fitness Zones are fun, Cowboys-branded activity spaces designed to get kids up and moving. The Fitness Zones are intended to give youth new and safe spaces to play that they may not otherwise have access to. To date, Cowboys Fitness Zones have been installed at Mi Escuelita Preschool in Dallas, Gabe Allen Elementary School, Boys & Girls Club of Arlington, the Gene and Jerry Jones Family North Texas Youth Education Town in Arlington, the Grand Prairie Boys & Girls Club, The Salvation Army Mabee Center in Fort Worth, the Boys & Girls Club at Uplift Education Williams Prep in Dallas, Nexus Recovery Center in Dallas, The Salvation Army Plano Corps, the Boys & Girls Club of Frisco, The Salvation Army Boys & Girls Club Garland and Mission Arlington.



Holiday Hospital Visits

Since 1989 during the Jones Family's first season as owners of the Cowboys, the entire team has conducted annual Christmas visits to local children's hospitals. Cowboys players and cheerleaders annually deliver "game socks" loaded with Cowboys goodies and toys courtesy of the team and the UnitedHealthcare Children's Foundation to nearly 800 children seeking treatment from four local children's hospitals over the holiday season.



Make-A-Wish

Since 1992 the Cowboys have partnered with the Make-A-Wish Foundation of North Texas to grant more than 278 wishes of youth from 41 states, Canada and Mexico. These "Wish Kids" - youth suffering from a variety of life-threatening illnesses - are invited to tour the team's training facility, watch practice and meet their favorite players before coming to AT&T Stadium with their families to be the Cowboys VIP guest during a home game. The Cowboys were honored to accept the Chris Greicius Celebrity Award at Make-A-Wish's Evening of Excellence in October 2016.



Happy Hill Farm Academy and Home

The Cowboys continue to play a large role in raising annual operating funds for Happy Hill Farm Academy - a home and school for at-risk youth in Granbury, Texas. Home of the Dallas Cowboys Courage House, Happy Hill Farm is the beneficiary of the Cowboys annual Kickoff Luncheon, which allows fans the first opportunity to see the Cowboys roster prior to the start of the season.



Children's Cancer Fund Luncheon and Fashion Show

As a longstanding tradition, the Cowboys were proud to participate in the annual Children's Cancer Fund Fashion Show event. Each year Cowboys Legends Roger Staubach and Troy Aikman serve as the event's honorary chairs. The alumni are traditionally joined by current Dallas Cowboys players, cheerleaders and mascot Rowdy who serve as celebrity escorts for the pediatric cancer patients and survivors on the runway. The event annually raises over \$1 million for children's cancer research at Children's Medical Center Dallas, while creating a positive experience for dozens of children undergoing cancer treatment.



YOUTH FOOTBALL OUTREACH

The values learned through team sport carry over to everyday life and provide important skills and tools for success. From camps to in-school character programming to health and safety clinics, the Dallas Cowboys are working year-round to grow the love and excitement of playing football in youth.

Character Playbook

In the fall of 2016, the Dallas Cowboys, along with United Way of Metropolitan Dallas and United Way of Tarrant County, launched Character Playbook - an online course focused on helping students develop character and engage in healthy relationships. Powered by EverFi, the interactive program serves thousands of middle school students each year and is implemented in schools throughout the North Texas region. Since its inception, the team has digitally engaged with students across North Texas, as well as on base at Fort Hood, Texas through the Character Playbook LIVE effort - special online video chat sessions that allow Cowboys players to enter multiple classrooms at once to discuss the importance of character and healthy exchanges.



InSideOut Initiative

The Dallas Cowboys joined the Denver Broncos in 2016 as only the second NFL market to pilot the NFL Foundation's league-wide Character Education effort. Based on the philosophy of former NFL player and nationally recognized coach and author Joe Ehrmann, the InSideOut initiative has now been launched in more than 12 NFL markets. The InSideOut Initiative in Texas has brought together key athletic decision-makers for meetings designed to educate and create a movement, with a goal of creating transformational change at the administrative level that trickles down to student-athletes, parents and community in a grassroots manner. The Cowboys have partnered with the UIL (University Interscholastic League), the Texas High School Coaches Association, key superintendents, athletic directors and coaches from across Texas to host discussions led by Charlotte Jones and NFL Foundation facilitators. The ongoing effort strives to change the win-at-all-cost philosophy of sports and return in-school athletics to the growth experience needed to create high-character, strong-valued youth. Fort Worth ISD is currently implementing the InSideOut philosophy across all sports, working closely with Ehrmann and ISOI leader Jody Redman to impact student athletes in North Texas.



Community Quarterback Challenge

The Dallas Cowboys Community Quarterback Challenge presented by Ryan - the official tax services provider of the Dallas Cowboys - asks North Texas high school football teams to execute a community service project that impacts their campus, feeder schools or neighboring community. Student-athletes have the opportunity to apply for grant funds provided by Gene and Jerry Jones Family Foundation and Ryan to complete their efforts by presenting project proposals to Cowboys staff, alumni and Ryan leadership. Projects created by the high school teams include community beautification endeavors, courtyard refurbishments, elementary-focused reading initiatives and more. Through the volunteerism effort, teams complete and execute their project "game plans" with community service "Huddles" across the year. More than 1,600 student athletes have committed to the 2020 program.



Coach of the Week

Over the last two decades, the Cowboys have provided more than 263 grants totaling more than \$424,000 to local high school football programs through the Dallas Cowboys Coach of the Week initiative. The team currently partners with Whataburger to honor one high school football coach weekly during the high school season, along with two coaches from early rounds of the playoffs. Students and fans vote online for their favorite candidate and the coach with the most votes receives a \$2,000 grant for their respective football program. The coaches are also invited to The Star, where they are honored for the positive impact they make on their teams, schools and community.



Youth Coaches Clinic

Before the start of training camp, the Dallas Cowboys coaching staff has made a tradition of hosting a one-day teaching clinic for 600 youth, middle and high school football coaches from across the region. Close to the heart of Jerry Jones, the event allows participants to attend for free and features presentations from each of the Cowboys position coaches, as well as remarks from the head coach of the Dallas Cowboys and Mr. Jones himself. Participants receive complimentary breakfast and lunch, team merchandise, information on USA Football, as well as preseason game tickets (when applicable).



Parents Safety Clinic

In partnership with the NFL and USA Football, the Cowboys host an annual Parents Clinic presented by Baylor Scott & White at AT&T Stadium. The clinic, which allowed for nearly 1,000 youth football parents and youth to attend for free, included a panel featuring valuable information on the safety developments around the game of football, dietary needs and safe play. Participating parents were invited on field to learn Heads Up Football techniques, while their children participated in a free Fuel Up to Play 60 activity. At the end of the event, participants, parents and kids alike received tickets to attend a Cowboys preseason game.



High School & Specialty Football Camps

Traditionally, the Dallas Cowboys host at-risk student athletes, representing more than a dozen North Texas school districts, for a 7-on-7 tournament and character education discussions to The Star in Frisco. Nominated by their coaches to attend, the student-athletes have the opportunity to engage with Cowboys players and special guests to take away key learnings. Additionally, the Dallas Cowboys partner with Special Olympics to host adaptive clinics for athletes of all ages competing in NFL Flag and other flag football efforts.



NFL Athletic Trainer Program

Through a matching grant opportunity with the NFL Foundation, the Cowboys partner with Arlington ISD to provide certified athletic trainers for fall football, spring wrestling, spring soccer, and other special athletic events involving Arlington junior high school athletes. Over the course of the 2019-20 school year, certified athletic trainers visited game and practice sites for the schools, detecting and monitoring the treatment of concussions and other sports-related injuries.



Dallas Cowboys Football & Dance Academy

Learn from the best at Dallas Cowboys Football Academy and Dallas Cowboys Cheerleaders Dance Academy! With specialty position camps as well as three-day summer camps, athletes in grades 2-12 are coached by former NFL players to sharpen their skills and gain experience at all levels. Dancers ages 3-16 have the opportunity to learn dance skills and routines from current Dallas Cowboys Cheerleaders and experience what it is like to perform as part of the world-famous squad during a halftime performance at a Dallas Cowboys preseason game.




WOMEN'S CAUSES

The Dallas Cowboys champion women and families facing crisis, whether that be illness like breast cancer or tragedies such as domestic violence or sexual assault. The club empowers female employees and fans to make a difference in the lives of other women through a variety of outreach campaigns that specifically support the team's increasing female fanbase.

Breast Cancer Awareness

The Cowboys partner with Susan G. Komen® to support Breast Cancer Awareness Month in October. The Cowboys feature breast cancer as one of several cancerous diseases during an October home game every year. The special Crucial Catch halftime performance featured breast cancer survivors and co-survivors taking the field to form the nationally recognized pink ribbon, surrounded by ribbons supporting other cancer awareness causes.



Star Survivors

In partnership with Susan G. Komen, the Dallas Cowboys hosted five breast cancer survivors (and Cowboys fans) at The Star who had gone above and beyond to give back to others throughout their fight. Together, the women watched practice, met with former Head Coach Jason Garrett, and received special jerseys and gift bags honoring them and their relentless spirit. At the Crucial Catch game that weekend, the women were recognized on field during a pregame ceremony; each given a corsage by Charlotte Jones. As an addition to the 2019 Crucial Catch Game, five Breast Cancer survivors, selected on behalf of Bank of America, were escorted by Dallas Cowboys Legends and presented with a game ball by the five 2019 Susan G. Komen Star Survivors during a pregame ceremony. The Class of 2019 Star Survivors were joined in a suite by the women of classes 2018, 2017, 2016 and 2015 to celebrate the 5th Anniversary of this special experience and participate in the halftime presentation.



Race for the Cure

A key component to the Cowboys partnership with Susan G. Komen is participation in Race for the Cure. Every year the Jones Family Foundation supports the cause by underwriting the registration costs of all full-time Cowboys employees to participate with TEAM COWBOYS in the race. Since 2013 TEAM COWBOYS has been open to all fans and supporters to join. Members of TEAM COWBOYS receive a discount on their registration, a chance to purchase the exclusive TEAM COWBOYS t-shirt and an invitation to attend the Cowboys pre-race rally with complimentary breakfast and prizes.



Domestic Violence and Sexual Assault Platform

The Cowboys have long supported organizations like The Salvation Army and The Family Place that provide immediate shelter, resources and counseling for women and children escaping domestic violence and other crises. Since 2015 the Dallas Cowboys have hosted the "Get in the Game" luncheon to benefit The Gatehouse - a supportive living community on 61 acres in Grapevine, Texas, where women and children can seek longer-term shelter (up to two and a half years) and paths for permanent change. The Cowboys continue to encourage fans to "Get in the Game," by spearheading the InSideOut Initiative in North Texas and adopting Character Playbook, in the hopes of stopping domestic violence and sexual assault before it ever begins by educating and molding high-character young adults. In 2018 the team expanded their support in this area to providing a home school and tutoring room to Goldie House, an initiative of Unsung Heroes, that provides a home and escape for young girls victimized by human trafficking.



W.I.N. – Women Impact Now Campaign

The Dallas Cowboys W.I.N. initiative started as a retail campaign targeting the club's ever growing female fanbase. Since that time, the W.I.N. effort has become a movement of women helping women to make a difference in our community. The Cowboys W.I.N. team has provided financial assistance to The Salvation Army domestic violence shelter, adopted an apartment at The Gatehouse in Grapevine, volunteered their time with Unsung Heroes to install a home school and tutoring space for young girls victimized by human trafficking, organized and hosted a baby shower for pregnant soldiers from Fort Hood, supported breast cancer awareness through Susan G. Komen and much more.



MILITARY OUTREACH

The Dallas Cowboys and NFL take great pride in honoring our nation's military and veterans during Salute to Service campaigns and at other times throughout the year, across multiple locations - at home in North Texas, on base at Fort Hood, at training camp in California and around the world in partnership with the USO.

Salute to Service Game

The Cowboys, alongside the NFL, activate an annual Salute to Service campaign honoring members of all five branches of the military both past and present each fall. During this November home game, the Cowboys salute servicemen and women through special Salute to Service signage and gear on the field and on the uniforms of players and coaches. Additionally, special presentations are made to honor the flag, National Anthem and more during pregame and halftime periods.



Salute to Service Week

In 2019 the Dallas Cowboys once again expanded their Salute to Service efforts and hosted a week of various community activations that impacted a different military demographic each day - veterans, active duty soldiers, military spouses, children and more - hosted in Frisco, Arlington and on base at Fort Hood. Events consisted of Character Playbook Live sessions with Cowboys Legends and Fort Hood middle schoolers, a Halloween Trick or Treat for veterans and their families at The Star in Frisco, a Fuel Up to Play 60 Mini-Camp on base at Fort Hood, and a Baby Shower for five military moms-to-be. Salute to Service Week culminated with the Dallas Cowboys nationally televised match-up against the Minnesota Vikings. Thanks to our partners at Ford, in 2019 the Dallas Cowboys were able to host Colonel Martinez and his family at The Star in Frisco for a VIP experience and at AT&T Stadium for the Dallas Cowboys Salute to Service game. Colonel Martinez was selected by the Dallas Cowboys and Ford for his service and strength, enduring injury and the loss of loved ones during the 2016 terrorist attack at the Brussels Airport in Belgium. During a special halftime presentation, Colonel Martinez was awarded a scholarship fund started for the Martinez children.



Military Days at Training Camp

During summer training camp in Oxnard, California, and at The Star in Frisco, the Cowboys provide military families of nearby military installations - notably the Naval Base Ventura County at Point Mugu, Fort Hood and the Naval Air Station Joint Reserve Base in Fort Worth - with special opportunities to interact with the team before and after camp practices. Additionally, the Cowboys frequently invite children of military families to participate in special Cowboys youth football and cheerleading camps.



Hero Engagement in NFL Draft Celebration and Schedule Release

The Dallas Cowboys incorporate Salute to Service elements to the team's celebration of the NFL Draft by engaging fans in packing hygiene kits for military care packages and writing letters to service men and women overseas. This year to honor the area's heroes amid Covid-19, frontline workers announced the Dallas Cowboys 2020 schedule in a video displaying appreciation for their efforts.



Dallas Cowboys Cheerleaders USO Tours

The world-famous Dallas Cowboys Cheerleaders organization - America's Sweethearts - is completely subsidized by the club for the primary purpose of spreading goodwill on a local, national and international platform. Aside from their obvious game day presence and numerous local community appearances, the Dallas Cowboys Cheerleaders have participated in USO visits to troops stationed overseas in more than 200 locations since their first tour on Christmas Day 1979. In November 2019, the cheerleaders completed their 84th USO tour, visiting American troops in Korea.



Heroes Day to Celebrate Police, Fire and Military

Traditionally the Dallas Cowboys partner with Caliber Collision to host a day honoring our Nation's heroes. In 2020 service members were greeted at Joint Base San Antonio by a Dallas Cowboys Alumni and were then able to sign up to participate in a free combine event that challenges military members to complete NFL combine-style drills and other leadership activities. The finals event, hosted at AT&T Stadium, features appearances by current and former Dallas Cowboys players along with performances by Dallas Cowboys Cheerleaders, Rowdy and Rhythm & Blue.



HISPANIC OUTREACH

The Cowboys long history of supporting Hispanic outreach initiatives starts at the very top of the organization. In November 2002, Jerry Jones' appreciation for Hispanic culture earned him the title of "Honorary Mariachi" at the Mariachi Vargas Extravaganza in San Antonio, Texas. The event's organizers selected Jones because of his love of Latin culture, his contributions to education and the diverse fan base he represents as owner of the Cowboys.

Hispanic Heritage Month

Since 2006 the Cowboys have dedicated one home game annually to celebrate Hispanic Heritage Month (Sept. 15 - Oct. 15) and the rich culture and contributions of their many loyal Hispanic fans. Hispanic Heritage Month games are enriched with elements of Hispanic culture, including presentations of Latin American flags and special plaza performances from the Ballet Folklorico Festival dancers and musicians.



NFL Hispanic Heritage Leadership Award

During the Cowboys Hispanic Heritage Month game, the Cowboys team up with Telemundo to select and honor the annual NFL Hispanic Heritage Leadership Award recipient. In 2019 Andres Ruzo, Founder of Link America, was presented with a \$6,500 grant from the Gene and Jerry Jones Family Foundation and the NFL for a charity of his choosing as part of his recognition. Grant funds were also donated to the charities of choice of the two runners-up for the 2019 award.



PLAY 60 Hispanic Youth Outreach

During Hispanic Heritage Month and throughout the year, the Cowboys focus several community outreach activities on predominantly Hispanic youth. In 2019 as part of the team's annual celebration of Hispanic Heritage Month and Play 60 Week, the Dallas Cowboys partnered with the Pro Players Foundation to install a new and safe playground space at the Mi Escuelita Preschool. Mi Escuelita Preschool is an early childhood program dedicated to teaching English and developing early learning skills to underserved children of all cultures for preparation towards a successful school experience. Volunteers from Telemundo and the Dallas Cowboys joined team mascot Rowdy in finishing the playground installation and dedicating the space as part of the team's Cowboys Huddle for 100 effort.



FAN ENGAGEMENT & COMMUNITY OUTREACH

Dallas Cowboys Rookie Club presented by Essilor USA

The Dallas Cowboys Rookie Club is an annual outreach initiative designed to introduce the team's newest members to the importance of giving back to the North Texas community. The 2019 Rookie Club marked the 19th anniversary of this special tradition with support from Cowboys partner Essilor USA. Annually, the Rookie Club participates in numerous community service projects and appearances, from school visits and Fitness Zone builds with children, to assisting local food banks and senior citizens in need, to assisting the clients of The Salvation Army.



Taste of the Cowboys

Hosted annually by the Cowboys Offensive Line, the Taste of the Cowboys tailgate party benefits the North Texas Food Bank. The legendary "party with a purpose" held at Ford Center at The Star features a silent and live auction, live music, a chef demo and culinary creations from over thirty of the area's hottest restaurant chefs. Since the fundraiser's inception in 2005, more than 10 million meals have been provided to hungry North Texas children through the Food Bank's member agencies and feeding programs.



Taste of the Cowboys Challenge

The Taste of the Cowboys Challenge - a youth cooking competition presented by Dairy MAX and supported by Legends and Albertsons Tom Thumb - challenges local high school culinary teams to an Iron Chef and Chopped-inspired competition to create a three-course "tailgate themed" meal using ingredients commonly donated to the North Texas Food Bank. The event highlights ways food bank clients can build delicious meals and raises funds for the North Texas Food Bank. The student-teams have the opportunity to win grant money for their schools and Albertsons Tom Thumb gift cards to stock their school kitchens. To date, more than \$20,000 has natured wonderland been given in grants to local high school culinary teams.



Dallas Cowboys Women's Association

The Dallas Cowboys Women's Association - an organization of players, coaches and executive wives and significant others - works on behalf of the team to make a difference in the North Texas community. Since 2008 the group has raised nearly \$600,000 for local non-profits, including the SPCA of Texas, Family Gateway, The Gatehouse at Grapevine, Nexus Recovery Center and more. The Women's Association joins Gene Jones, Charlotte Jones and Cowboys players each year in serving an early Thanksgiving Day meal at The Salvation Army; hosts a "Christmas of Giving" for women and children who have escaped domestic violence at The Family Place; raises awareness for breast cancer screening; and visits with sick children at Texas Scottish Rite Hospital for Children.



NFL Draft Day Fan Celebrations

The Dallas Cowboys celebrate their fans across the year, but specifically during the spring, by hosting fan appreciation celebrations in association with the NFL Draft. The free events include concerts, appearances and autograph opportunities with current players, Legends, cheerleaders and mascot, in addition to sponsor activations, a 5K Fun Run/Walk and volunteerism activities. For the 2020 NFL Draft, the Dallas Cowboys re-imagined the draft party into a virtual format hosted by Dallas Cowboys Legend, DeMarcus Ware and Jamie Foxx, featuring exclusive coverage available to fans everywhere. The Cowboys also took part in the three-day virtual "Draft-A-Thon" fundraiser, held to pay tribute to healthcare workers and first responders in a variety of ways - including raising funds for their work to combat the impact of COVID-19. The "Draft-A-Thon" was featured across the live Draft coverage on ABC, ESPN, ESPN Deportes and NFL Network, raising about \$7 million across all NFL clubs. The Dallas Cowboys utilized the 2020 NFL Draft to raise funds and awareness for The Salvation Army's COVID-19 relief efforts.



Dallas Cowboys Legends

The Cowboys celebrate the team's storied history by integrating the team's former players into their year-round community outreach and game day experience at AT&T Stadium. The Dallas Cowboys Legends program encompasses the great tradition that is the Dallas Cowboys into fan engagement, player mentorship, community programming and appearances. Dallas Cowboys Legends are an extension of the larger NFL Legends Community, a program of NFL Player Engagement, which works to raise awareness for the resources, tools and benefits available to all members - past and present - of the NFL family, creating a lifelong network and support system for all NFL players.



FOUNDATION OF SUPPORT

In addition to the outreach of the Gene and Jerry Jones Family Foundation, the Dallas Cowboys work closely with the NFL Foundation and the Gene and Jerry Jones Family Arlington Youth Foundation, to make an impact on the North Texas community. The additional foundation assistance provides specialized programming in the areas of art education, social justice, youth health and wellness, youth football and more.

Gene and Jerry Jones Family Arlington Youth Foundation

As part of their commitment to the City of Arlington, Texas - home of AT&T Stadium - the Jones Family has pledged to donate \$16.5 million to organizations supporting Arlington youth over 33 years through the Gene and Jerry Jones Family Arlington Youth Foundation. The foundation's mission is to enhance the quality of life for Arlington youth by funding programs and facilities dedicated to football and athletics, health and wellness, education and the arts through matching grants. In 2019 the Arlington Youth Foundation awarded \$50,000 to the Arlington Independent School District in support of the AISD Back to School Kickoff. The annual event provides backpacks, supplies and other support to 10,000 Arlington children in need. The 2019-20 school year also continued the AISD Fifth Grade Art Program at AT&T Stadium, where in all AISD fifth graders have the opportunity to view the Dallas Cowboys Art Collection over the course of the year for free, courtesy of The Jones Family. In 2019 eighth graders who first participated in the art program initiative four years ago, returned to AT&T Stadium to demonstrate a story of continuous growth and success to those students currently participating in the program. More than 18,000 AISD fifth and eighth graders have taken art tours of AT&T Stadium since the programs start in 2015.



NFL Foundation

In December 2012, NFL Commissioner Roger Goodell appointed Cowboys Executive Vice President and Chief Brand Officer Charlotte Jones as chair of the NFL Foundation - the first woman to ever lead the charitable foundation of a major sports league. In this position, Jones oversees what was formerly NFL Charities and the NFL Youth Football Fund and its awarding of more than \$23 million in grants annually to support youth and high school football programs, player health and safety efforts and community outreach initiatives. Visit NFLfoundation.org to learn more.



HUDDLE FOR 100

Huddle for 100 launched nationally at the 2019 NFL Draft in Nashville, Tenn. and concluded at Super Bowl LIV in Miami. Dallas Cowboys fans, employees, players, cheerleaders, corporate partners, alumni, and non-profit partners were encouraged to volunteer for causes important to them and log their minutes via social media using the hashtag #CowboysHuddleFor100. The Cowboys and their fans logged 26 million minutes - and league-wide efforts produced 400 million minutes of volunteerism - equating to \$168 million of impact in the community.

Community Quarterback Challenge

The Dallas Cowboys launched the 2019 Huddle for 100 effort during the NFL Draft by continuing the Community Quarterback Challenge. Through the volunteerism effort, teams complete and execute their project "game plans" with community service "Huddles" across the year. In 2019 more than 1,200 student-athletes, representing 16 football teams from Arlington, Frisco, Fort Worth, Cedar Hill, Midlothian and Mesquite completed 16 different service "Huddles" to make an impact on their communities.



Mayor's Hometown Huddle

In September 2019, The Dallas Cowboys kicked off the return of football and the NFL's 100th season with the Mayor's Hometown Huddle presented by UnitedHealthcare. This citywide day of service was dedicated to making the two cities that the Dallas Cowboys call home better places to live, work and play. Various projects hosted by the City of Frisco and the City of Arlington gave citizens the chance to make a difference in the community as part of Cowboys Huddle for 100. The Dallas Cowboys also collaborated with UnitedHealthcare's volunteerism program 'Team Up To Serve' incorporating employee volunteerism into the day of service, joining Cowboys employees, Dallas Cowboys Cheerleaders and Legends in the Mayor's Hometown Huddle service projects.



Partner Integration

Throughout the Huddle for 100 initiative, the Dallas Cowboys had the support and collaboration of several corporate partners, including Essilor and Essilor Vision Foundation, JCPenney, and UnitedHealthcare. Partner integration was a key component of maximizing volunteer efforts and community engagement, while strengthening the relationships between each partner and the Dallas Cowboys.



Huddle Hero Presentation

At the conclusion of the Huddle for 100 campaign, Charlotte Jones and the Dallas Cowboys honored "Huddle Heroes"- individuals, non-profits and corporate partners that accumulated the most volunteer minutes during the year. On behalf of The Jones Family, the Cowboys also announced grants to their non-profit partners for minutes donated: Make A Wish (\$10,000), Boys & Girls Clubs of Collin County (\$10,000), Boys & Girls Clubs of Greater Dallas (\$10,000), North Texas Food Bank (\$10,000), The Salvation Army North Texas (\$10,000) and Susan G. Komen (\$50,000).



NFL United Way Hometown Huddle

A league-wide day of community service, where players from all 32 NFL teams participate in a variety of outreach activities on the same day.

Dallas Cowboys Rookie Club

A program designed to introduce rookie team members to the importance of community service. Entering its 19th season, rookie players have participated in monthly charity visits over the last 18 years to various non-profit organizations serving children and adults.

The Salvation Army Angel Tree

Cowboys players, coaches and front office staff annually participate in The Salvation Army Angel Tree program - an opportunity to adopt underprivileged children during the Christmas holiday to purchase gifts which they might not otherwise receive.

The Salvation Army Early Thanksgiving Meal

Due to the team's traditional Thanksgiving Day football game, the Dallas Cowboys annually serve an "early" Thanksgiving Day meal to underprivileged men, women and children at The Salvation Army Carr P. Collins Social Service Center. In 2012 the team added a second location to their outreach and also served clients at The Salvation Army's Mabee Social Service Center in Fort Worth.

Children's Cancer Fund Fashion Show

Each spring, Dallas Cowboys players walk the runway in the annual Children's Cancer Fund Fashion Show chaired by Roger Staubach and Troy Aikman. The players serve as celebrity escorts for youth-models who have been stricken with cancer.

Taste of the Cowboys

Benefits the North Texas Food Bank, raises money to provide hundreds of thousands of meals to hungry children in North Texas, hosted by current and former players.

Dallas Cowboys Kickoff Luncheon

An annual luncheon offering fans the first official look at the Dallas Cowboys regular season squad which benefits Happy Hill Farm Academy and Home - a residential school for at-risk children - and home of the Dallas Cowboys Ed Block Courage House.

Dallas Cowboys Family Cookbook

The Dallas Cowboys Family Cookbook also serves as a revenue stream for Happy Hill Farm Academy and Home, a non-profit academy that houses and educates at-risk children.

Holiday Hospital Visits

Under the enthusiastic guidance of Gene Jones, who serves as a member of the board of trustees for Children's Medical Center Dallas, the entire Cowboys team has conducted annual Christmas visits to local children's hospitals in each of the past 30 years. The holiday visitation program, which involves not only every player, but also the Dallas Cowboys Cheerleaders, extends to four different hospitals throughout Dallas and Fort Worth.

Cowboys NFL Draft Day Fan Appreciation Party

Every spring, the Dallas Cowboys host a fan appreciation event which corresponds with NFL Draft Day. Players and cheerleaders attend to thank fans for their support by signing autographs, posing for photos and celebrating those new team members chosen through the draft process.

Make-A-Wish

The Cowboys partner with Make-A-Wish to host children with life-threatening illnesses and their families each week of the season. The children are invited to tour The Star, watch practice and meet their favorite Cowboys players before coming to AT&T Stadium to be the team's special pregame sideline guest at a home game.

Reliant Home Run Derby

A charity baseball competition hosted by Cowboys partner Reliant Energy at Dr Pepper Park, home of the Frisco Roughriders. Cowboys players swing for the fences to raise money for The Salvation Army.

PLAY 60

The national youth health and wellness campaign of the NFL and its 32 clubs. PLAY 60 encourages kids to eat nutritiously and get 60 minutes of physical activity in each day. A variety of programming and events fall under the PLAY 60 platform, including Fuel Up to Play 60, the PLAY 60 Challenge, NFL PLAY 60 FITNESSGRAM with The Cooper Institute and the annual Hometown Huddle PLAY 60 event.

The Dallas Cowboys – A Championship Tradition

SUPER BOWL CHAMPIONSHIPS		SUPER BOWL APPEARANCES		POSTSEASON VICTORIES		POSTSEASON APPEARANCES	
New England Patriots.....6	New England Patriots.....11	New England Patriots.....37	DALLAS COWBOYS ... 33	Green Bay Packers.....36	Green Bay Packers.....32	Green Bay Packers.....33	Green Bay Packers.....32
Pittsburgh Steelers.....6	DALLAS COWBOYS 8	Pittsburgh Steelers.....36	Pittsburgh Steelers.....8	DALLAS COWBOYS 35	Pittsburgh Steelers.....31	Minnesota Vikings.....30	Pittsburgh Steelers.....31
DALLAS COWBOYS ... 5	Pittsburgh Steelers.....8	Denver Broncos.....8	Denver Broncos.....7	Green Bay Packers.....35	San Francisco 49ers.....32	San Francisco 49ers.....29	San Francisco 49ers.....32
San Francisco 49ers.....5	San Francisco 49ers.....7	San Francisco 49ers.....7	San Francisco 49ers.....5	San Francisco 49ers.....32	Oakland Raiders.....25	Oakland Raiders.....25	Oakland Raiders.....24
Green Bay Packers.....4	Green Bay Packers.....5	Green Bay Packers.....5	Green Bay Packers.....5	Oakland Raiders.....25	New York Giants.....24	New York Giants.....24	New York Giants.....24
New York Giants.....4	Miami Dolphins.....5	Miami Dolphins.....5	Miami Dolphins.....5	New York Giants.....24	Philadelphia Eagles.....28	Philadelphia Eagles.....28	Philadelphia Eagles.....28
Denver Broncos.....3	New York Giants.....5	New York Giants.....5	New York Giants.....5	Philadelphia Eagles.....28	New England Patriots.....27	New England Patriots.....27	New England Patriots.....27
Oakland Raiders.....3	Oakland Raiders.....5	Oakland Raiders.....5	Oakland Raiders.....5	Chicago Bears.....26	Chicago Bears.....26	Chicago Bears.....26	Chicago Bears.....26
Washington Redskins.....3	Washington Redskins.....5	Washington Redskins.....5	Washington Redskins.....5	San Francisco 49ers.....26	San Francisco 49ers.....26	San Francisco 49ers.....26	San Francisco 49ers.....26

POSTSEASON GAMES		MOST CONSECUTIVE POSTSEASON APPEARANCES		CONSECUTIVE WINNING SEASONS		ALL-TIME REGULAR SEASON WINNING %	
DALLAS COWBOYS .. 63	New England Patriots (2009-19) ..11	DALLAS COWBOYS (1966-85) .. 20	New England Patriots (2009-19) ..11	DALLAS COWBOYS (1966-85) .. 20	New England Patriots (2009-19) ..19	DALLAS COWBOYS ... 0.573	Green Bay Packers 0.568
Pittsburgh Steelers.....61	DALLAS COWBOYS (1975-83) .. 9	New England Patriots (2001-19) ..19	Indianapolis Colts (2002-10) ...9	Oakland Raiders (1965-80) ... 16	Oakland Raiders (1965-80) ... 16	Chicago Bears.....0.565	Chicago Bears.....0.565
New England Patriots.....58	Indianapolis Colts (2002-10) ...9	San Francisco 49ers (1983-98) 16	DALLAS COWBOYS (1966-73) .. 8	San Francisco 49ers (1983-98) 16	San Francisco 49ers (1983-98) 16	New England Patriots ... 0.564	New England Patriots ... 0.564
Green Bay Packers.....56	DALLAS COWBOYS (1966-73) .. 8	Chicago Bears (1930-44)..... 15	Pittsburgh Steelers (1972-79) ..8	Chicago Bears (1930-44)..... 15	Chicago Bears (1930-44)..... 15	Baltimore Ravens0.559	Baltimore Ravens0.559
San Francisco 49ers.....53	Pittsburgh Steelers (1972-79) ..8	Green Bay Packers (1934-47) ..14	Pittsburgh Steelers (1972-79) ..8	Green Bay Packers (1934-47) ..14	Green Bay Packers (1934-47) ..14		
Minnesota Vikings.....51	Los Angeles Rams (1973-80) ...8		Los Angeles Rams (1973-80) ...8				
New York Giants.....49	San Francisco 49ers (1983-90) ...8		San Francisco 49ers (1983-90) ...8				

43 Seasons of .500-or-better		33 Postseason Appearance		24 Division Titles		16 NFL/NFC Championship Game Finalist		8 NFC Championships		5 Super Bowl Championships	
1965	1992	1966	1991	1966	1992	1966	1992	1970	1992	1971	1992
1966	1993	1967	1992	1967	1993	1967	1993	1971	1993	1977	1993
1967	1994	1968	1993	1968	1994	1970	1994	1975	1995		1995
1968	1995	1969	1994	1969	1995	1971	1995	1977			
1969	1996	1970	1995	1970	1996	1972		1978			
1970	1998	1971	1996	1971	1998	1973					
1971	1999	1972	1998	1973	2007	1975					
1972	2003	1973	1999	1976	2009	1977					
1973	2005	1975	2003	1977	2014	1978					
1974	2006	1976	2006	1978	2016	1980					
1975	2007	1977	2007	1979	2018	1981					
1976	2008	1978	2009	1981		1982					
1977	2009	1979	2014	1985							
1978	2011	1980	2016								
1979	2012	1981	2018								
1980	2013	1982									
1981	2014	1983									
1982	2016	1985									
1983	2017										
1984	2018										
1985	2019										
1991											



SBVI

SBXII

SBXXVII

SBXXVIII

SB XXX

DRIVING TAKES 100% FOCUS

ON AND OFF THE FIELD.

AT&T and the Cowboys remind you,
please don't drive distracted.



ItCanWait.com
[#ItCanWait](https://twitter.com/ItCanWait)



Proud Member of
Cowboys Nation

Lite[®]



EST. 1960

THE ONLY BEER OF THE COWBOYS
CELEBRATING 60 YEARS OF GREATNESS

CELEBRATE RESPONSIBLY[®] ©2020 MILLER BREWING CO., MILWAUKEE, WI • BEER