



2020 SEASON

MEDIA GUIDE



20 CHIEFS SCHEDULE 20

ALL KICKOFFS ARE CENTRAL TIME | *SUBJECT TO FLEXIBLE SCHEDULING

NFL KICKOFF



WK 1 vs HOU

THU | 9/10

7:20 PM



WK 2 AT LAC

SUN | 9/20

3:25 PM



WK 3 AT BAL

MON | 9/28

7:15 PM



WK 4 vs NE

SUN | 10/4

3:25 PM



WK 5 vs LV

SUN | 10/11

*NOON



WK 6 AT BUF

THU | 10/15

7:20 PM



WK 7 AT DEN

SUN | 10/25

*3:25 PM



WK 8 vs NYJ

SUN | 11/1

*NOON



WK 9 vs CAR

SUN | 11/8

*NOON

BYE WEEK



WK 11 AT LV

SUN | 11/22

*7:20 PM



WK 12 AT TB

SUN | 11/29

*3:25 PM



WK 13 vs DEN

SUN | 12/6

*7:20 PM



WK 14 AT MIA

SUN | 12/13

*NOON



WK 15 AT NO

SUN | 12/20

*3:25 PM



WK 16 vs ATL

SUN | 12/27

*NOON



WK 17 vs LAC

SUN | 1/3

*NOON



KANSAS CITY CHIEFS

Table of Contents

Communications	04	Player & Coach History	451
Founder	06	All-Time Alphabetical Roster	452
Chairman	08	All-Time Numerical Roster	471
Executives	11	All-Time Roster by Colleges	483
Coaching Staff	29	All-Time Starting QBs	485
Personnel and Scouting	64	Game-by-Game Starting QBs	487
Football Support	85	All-Time Drafts	496
Athletic Training	85	All-Time Practice Squad	506
Equipment	85	All-Time Assistant Coaches and Coordinators	510
Video	86	Playoff History	512
Grounds Crew	86	Playoff Game Summaries	514
Business Staff	87	AFC Championship Game Results	549
2020 Chiefs Training Camp	95	NFC Championship Game Results	550
Chiefs Radio Network	96	Super Bowl Results	551
Tico Sports - Chiefs Spanish Football Radio Network	97	Honors	552
Players	99	Pro Football Hall of Fame	552
History	329	Chiefs in the Pro Football Hall of Fame	553
Chiefs History	330	Other Pro Football Hall of Famers	566
Chiefs Logo History	355	Chiefs Hall of Fame	570
Chiefs Uniform History	356	Mack Lee Hill & Derrick Thomas Awards	583
Origin of the term "Super Bowl"	360	NFL Man of the Year Award	584
Head Coaching History	361	Pro Bowl Selections	585
Yearly Stats	361	All-Time Honors	586
All-time review	362	All-Time Honors	587
Yearly Stats 2010s	363	All-League, All-Conference Honors	593
Yearly Stats 2000s	373	Retired Jerseys	600
Yearly Stats 1990s	383	AFL All-Star Selections	601
Yearly Stats 1980s	393	Records	602
Yearly Stats 1970s	403	Chiefs Individual Records	603
Yearly Stats 1960s	413	Team Records	622
Attendance and Records	422	Team Defensive Records	634
All-Time Attendance	423	Opponent Records	640
Attendance Records & Home/Road Records	424	Chiefs Individual Playoff Records	642
Chiefs vs. AFC West	425	Chiefs Team Playoff Records	647
Chiefs vs. NFC	426	Playoff Team Defensive Records	649
Chiefs vs. the NFL	427	Playoff Opponent Records	651
Chiefs in Primetime Contests	441	Superlatives	653
Chiefs in Overtime	442	Opponents' Superlatives	654
Governor's Cup Series & Thanksgiving Day Games	443	All-Time Miscellaneous Scores	664
Chiefs in International Contests	444	Year-By-Year Leaders	671
Stadium History	445	Career Leaders	689
Homes of the Chiefs	446	Longest Plays	699
Arrowhead's Football Tradition	448	Big Yardage Days	703
College Football at Arrowhead	449	Chiefs Record When...	706
Major Arrowhead Events	451		

COMMUNICATIONS CONTACTS AND INFORMATION



TED CREWS
VICE PRESIDENT OF
COMMUNICATIONS



BRAD GEE
DIRECTOR OF FOOTBALL
COMMUNICATIONS



LUKE SHANNO
CORPORATE
COMMUNICATIONS
MANAGER



CYDNEY RICKER
MANAGER OF FOOTBALL
COMMUNICATIONS AND
ADMINISTRATION



JORDAN TRGOVAC
COMMUNICATIONS
ASSISTANT

CONTACT INFORMATION

STAFF MEMBER	OFFICE PHONE	EMAIL ADDRESS
Ted Crews	(816) 920-4359	tcrews@chiefs.nfl.com
Brad Gee	(816) 920-4349	bgee@chiefs.nfl.com
Luke Shanno	(816) 920-4351	lshanno@chiefs.nfl.com
Cydney Ricker	(816) 920-4352	cricker@chiefs.nfl.com
Jordan Trgovac	(816) 920-4353	jtrgovac@chiefs.nfl.com
	PR Phone: (816) 920-4352	PR Fax: (816) 923-4719

MEDIA GUIDE & MEDIA WEBSITE

The site is designed to be a one-stop-shop for all users, providing the standard media guide materials, as well as featuring an in-game statistics monitoring platform using official NFL statistics through GSIS. The site offers users the opportunity to generate a full PDF of updated material, including player biographies and records throughout the season.

MEDIA POLICIES

Please contact a member of Chiefs Communications regarding specific media policies for the 2020 season.

Arrowhead Info: The Press Box and Radio Booths at Arrowhead are located on the Press Level (Level 9). Enter the Tower Gate on the south side of the stadium. Use the west elevators to access Level 9. The Press Box and Radio Booths are located directly off the elevators. The network television booth can be accessed via the Broadcast Lounge located on the Plaza Level (Level 3).

Media Will Call Location: Media will call is in a ticket window on the south side of Arrowhead Stadium located to the left of the Tower Gate entrance.

Photo Work Room: The Photo Work Room is located in the E-Tunnel up a short set of stairs on the left hand side as you're approaching the field.

Credential Requests: The link to the Chiefs Media Credential Request Application can be found by visiting NFLOMG.com. All requests must be submitted by 5 p.m. at least 5 days prior to the day of the game.

Practice: During the regular season, local media is permitted to attend practice for stretching and individual drills Wednesday through Friday. Check with Chiefs Communications on specific times and policies.

Interview Requests: All interview requests for General Manager Brett Veach, Head Coach Andy Reid, the coaching staff and team executives should be made well in advance to Ted Crews. All other interview requests may be made to any member of the Chiefs Communications staff.

Head Coach Availability: Head Coach Andy Reid is available to the media on Wednesday and Friday during the week, in addition to his weekly press conference on Mondays. Days and times are subject to change. Please check with the Chiefs Communications staff for updates.

Player Availability: During the regular season, players are available to the media for a minimum of 45 minutes following the conclusion of practice each day. Requests for one-on-one interviews and other special requests should be coordinated through Chiefs Communications in advance.

SUPER BOWL LIV
CHAMPIONS





The National Football League and the American sports community lost a true treasure on December 13, 2006 when Chiefs Founder Lamar Hunt passed away in Dallas, Texas, at the age of 74.

Hunt was originally diagnosed with prostate cancer in 1998 and quietly underwent many treatments and surgeries over the next eight years. He maintained his active schedule until entering the hospital for the final time on Nov. 22, 2006. He is survived by his wife, Norma, and four children; Lamar Jr., Sharron, Clark and Daniel. He was also the proud grandfather of 15 grandchildren.

Hunt is universally recognized as one of the greatest sportsmen in American history. No one would have savored the 50th anniversary celebrations for the American Football League and the Chiefs franchise in 2009 or the celebration of the team's 50th season in Kansas City during 2012 more than Hunt, the individual who served as the guiding force behind the formation of both football entities.

Hunt served as a positive influence on the game for 47 years dating back to his inception of the American Football League in 1959. He was the first AFL figure to be enshrined into the Pro Football Hall of Fame in 1972, a remarkable feat considering he became involved in the game just 13 years earlier.

As the catalyst who brought together the whimsically named "Foolish Club" comprised of the eight original AFL owners, Hunt's "impossible dream" became a reality when his fledgling league took the field for the 1960 season. On June 8, 1966, the AFL-NFL merger was announced by NFL Commissioner Pete Rozelle, and on Jan. 15, 1967, Hunt's Kansas City Chiefs were participating in the inaugural Super Bowl.

"Before there was a player, coach or a general manager in the league, there was Lamar Hunt," late Patriots owner William Sullivan remarked at Hunt's Hall of Fame induction ceremony. "Hunt was the cornerstone, the integrity of the league. Without him, there would have been no AFL."

Despite his many accomplishments, Hunt's humility was one of his most unwavering and endearing traits. While he modestly declined to take credit for his efforts, he truly played an important role in the design, ongoing development and direction of the modern-day National Football League.

Whether it was serving as the central figure behind the formation of the AFL, playing a key role in the AFL-NFL merger talks in the 1960s, or overseeing many crucial issues concerning pro football and the Chiefs franchise over five decades, few individuals helped change the face of America's favorite game for the better as much as this quiet Texan.

In addition to being a principal negotiator in the merger of the AFL and NFL in the late 1960s, he was a contributor to the design of the NFL playoff format. He is also credited with unintentionally putting the name "Super Bowl" on the NFL's championship game — the name coming from his children's toy "Super Ball." It was Hunt who not only recommended enumerating each Super Bowl with Roman numerals, but he also suggested that the league's iconic championship trophy bear the name of Vince Lombardi.

For years, he was an advocate of the two-point conversion — a college and AFL rule that was finally adopted by the NFL in 1994. Hunt had also lobbied for many years that an additional Thanksgiving game be added to the NFL schedule, efforts that were rewarded when the Chiefs hosted the first-ever Thanksgiving contest at Arrowhead in 2006.



Chiefs Founder Lamar Hunt holds for his son, future Chiefs Chairman and CEO Clark Hunt.

When Arrowhead Stadium re-opened in 2010, Hunt's legacy was honored in Founder's Plaza, an expansive outdoor area that forms a dramatic entrance to the north side of the facility. A nine-foot heroic statue of Hunt stands as a tribute to the Chiefs late founder. In addition, eight fountains for the original eight AFL franchises symbolize Lamar's innovation and dedication to growing the game of football.

Perhaps Hunt's biggest influence on the league was his quiet, yet persuasive voice of reason. Hunt's name is rightfully mentioned alongside other legendary family surnames in pro football history such as Halas, Mara and Rooney for his commitment to putting the betterment of the league ahead of any potential individual gain. His AFL model for the equal sharing of television revenue has helped maintain competitive balance in the NFL for many years.

As the founder of the AFL, he helped pave the way for much of the modern growth of pro football. Possibly the greatest tribute to his contributions to the sport was the naming of the Lamar Hunt Trophy, which is presented annually to the champion of the American Football Conference.

The early days of the AFL were problem-filled and often tenuous, but Hunt saw his Dallas Texans achieve on-field success. In 1962, the Texans won the AFL Championship with a double-OT victory over the Houston Oilers, the first of three titles won by his franchise during the league's 10-year existence.

Hunt moved his team to Kansas City in 1963, where the organization was renamed the Chiefs. His team truly put Kansas City on the "big-league" map, thanks to a star-studded squad that was the winningest in the 10-year history of the AFL. The Chiefs were among the first teams to scout and sign players from historically black colleges and universities, a progressive approach that yielded key performers such as DT Buck Buchanan, LB Willie Lanier, WR Otis Taylor and CB Emmitt Thomas.

Hunt's team repeated as league champions in both 1966 and 1969. The Chiefs claimed Kansas City's first major sports championship by defeating Minnesota in Super Bowl IV. In the late 1960s, Hunt was closely involved in the original plans for Arrowhead. While other venues of a similar vintage have long since been demolished, Arrowhead serves as a point of pride for Kansas City.

Thanks in large part to the vision and lobbying efforts of Hunt, Jackson County (Missouri) voters approved a 3/8 cent sales tax in April of 2006. That measure raised \$250 million for renovation efforts at Arrowhead. Hunt's longtime dream of hosting a Super Bowl in Kansas City appeared to become a reality when NFL Commissioner Paul Tagliabue announced on November 16, 2005 that NFL owners had passed a proposal to bring the NFL's championship game to Kansas City in February of 2015.

Unfortunately, a provision in the April 2006 election that would have resurrected the "rolling roof" concept for Arrowhead Stadium did not pass. The "rolling roof" was part of Hunt's initial vision for Arrowhead in the 1960s. In its 21st century incarnation, the "rolling roof" would have provided a climate-controlled facility suitable for hosting the Super Bowl, the Final Four and other major events.

Hunt also worked diligently to bring college football to Kansas City. Arrowhead hosted the Dr Pepper Big 12 Conference Championship Game for the fifth time in 2008. In addition to numerous other college football games, Arrowhead also served as a venue for international soccer matches thanks to Hunt.

During the 1990s, Hunt took great pride in his franchise's on-field resurgence as Kansas City compiled a 102-58 (.638) regular season record. Under Hunt's stewardship, the Chiefs developed an intensely-loyal fan following, not just in mid-America, but across the country and around the globe. Kansas City represented the NFL in four American Bowl contests — Berlin, Germany (1990), Tokyo, Japan (1994, 1998) and Monterrey, Mexico (1996) and has since gone on to host a game in London (2015).

Nicknamed "Games" during his childhood, Hunt's love of sports was his true lifeblood, an enthusiasm which led to his involvement in six different professional sports leagues and seven sports franchises. Hunt was involved in the development of both NASL and World Championship Tennis.

Hunt was inducted into the respective Halls of Fame of

both United States Soccer (1982) and International Tennis (1993). He was also honored by the state Sports Halls of Fame of both Texas (1984) and Missouri (1995). In total, Hunt has been selected to 11 "Halls of Fame." In 2008, Hunt's bust was added to the "Hall of Famous Missourians" at the state capitol in Jefferson City, Missouri.

In 1981, Hunt was inducted into the NFL Alumni Association's prestigious Order of the Leather Helmet. He also received the Francis J. "Reds" Bagnell Award from the Maxwell Club in 1993.

In August of 2009, the Lamar Hunt Super Bowl Gallery officially opened at the Pro Football Hall of Fame in Canton, Ohio. This 4,000-square foot exhibit showcases the greatest moments in Super Bowl history¹⁹⁹ and is appropriately named after the individual who gave the world's biggest single-game sporting spectacle its current moniker.

In October of 2009, the Missouri DOT officially designated a stretch of I-435 near the Truman Sports Complex as the "Lamar Hunt Memorial Highway."

Truly a sportsman for all seasons, Soccer America Magazine named Hunt one of its "25 Most Influential People" in 1999 after the 95-year-old U.S. Open Cup was renamed the "Lamar Hunt U.S. Open Cup." That same year he also received the U.S. Soccer Federation Hall of Fame Medal of Honor, joining former U.S. Soccer President Alan Rothenberg as the only other individual to earn that prestigious distinction. In 2005, the U.S. Soccer Foundation honored Hunt with its Lifetime Achievement Award.

The Hunt family served as the Investor/Operators of the Kansas City Wizards (Sporting KC) franchise of Major League Soccer from 1995-2006 and claimed the 2000 MLS Cup. The Hunt family served as the Investor/Operators of the Kansas City Wizards (Sporting KC) franchise of Major League Soccer from 1995-06 and claimed the 2000 MLS Cup. They also founded and operated the Columbus Crew for 18 years, eventually selling the operating rights of the Crew in 2013. The Hunt family still oversees the operations of F.C. Dallas. Hunt was also one of the founding investors in the six-time World Champion Chicago Bulls of the National Basketball Association. In total, the Hunt family owns 15 championship rings from five different professional sports associations (AFL/NFL, MLS, NBA, NASL and the U.S. Soccer "Open Cup").

A highly-successful businessman outside of sports, one of Hunt's most notable innovations was SubTropolis, the world's largest underground business complex, located just north of Arrowhead. Hunt also envisioned and developed Worlds of Fun, a 165-acre family entertainment complex which opened in 1973, as well as the 60-acre family water recreation park, Oceans of Fun, which was completed in 1982. While both of those entities were sold in 1995, Hunt Midwest Enterprises continues to oversee a diverse range of business interests.

Hunt was born on Aug. 2, 1932 in El Dorado, Arkansas, and graduated from SMU with a B.S. in Geology in 1956. While at SMU, he was a three-year reserve end on the varsity football team. Hunt was an avid supporter of his alma mater and was an annual fixture at the Cotton Bowl. In May of 2008, he was posthumously inducted as one of four inaugural members of the SMU Athletics Hall of Fame.

Hunt's wife, Norma, continues to be involved in numerous philanthropic and civic efforts in Texas and in Kansas City. She owns the distinction of being the only woman known to have attended all 51 Super Bowls, and was selected to preside over the coin toss at Super Bowl XLI along with Hall of Fame QB Dan Marino.



CLARK HUNT

CHAIRMAN & CEO



Clark Hunt has been involved in the leadership of the Kansas City Chiefs for nearly two decades and currently serves as the club's Chairman and CEO.

Hunt has been the driving force behind the resurgence of the Chiefs, transforming the iconic franchise into one of the most successful teams in the National Football League over the last decade. Since taking over as CEO in 2010, the Chiefs have earned five AFC West Division Championships, seven playoff appearances and back-to-back trips to the AFC Championship Game. Following the 2019 season, for the first time in club history, Hunt hoisted the award bearing his father's name - the Lamar Hunt Trophy - given to the champions of the AFC. The team advanced to Super Bowl LIV, the franchise's third NFL title game appearance and the first under Hunt's leadership, overcoming a 10-point fourth-quarter deficit to claim a 31-20 win over the San Francisco 49ers en route to earning the club's second Lombardi Trophy as World Champions.

In January 2013, Hunt modified the leadership structure of the organization, announcing that for the first time in club history, the head coach, the general manager and the team president would all report directly to the Chairman and CEO. Hunt hired Head Coach Andy Reid in 2013, and in seven seasons under Reid, the Chiefs have won 77 regular season games, which ranks second in the NFL during that span, and have qualified for the postseason in five-consecutive seasons (2015-19).

Prior to the start of the 2017 season, Hunt extended Reid's contract and also made a change in the leadership of the personnel department, naming Brett Veach as the seventh general manager in franchise history.

In addition to the on-field resurgence of the team, Hunt is a leading voice among NFL owners. In 2019, Hunt was named Chairman of the influential Finance Committee after serving as a member for seven years. Hunt is a member

and former Chairman of the International Committee, and he also serves on the Management Council Executive Committee (CEC), the Personal Conduct Committee and Commissioner Roger Goodell's Chairmen's Committee. He was on the Commissioner Search Committee in 2006 which recommended Goodell as the successor to then-Commissioner Paul Tagliabue and was appointed to the NFL's Digital Media Committee in 2007, which was restructured in 2019. He was also one of six members on the NFL Committee on Los Angeles Opportunities.

Hunt was instrumental in securing the NFL's collective bargaining agreement in 2011 as one of 10 NFL owners charged by Goodell with negotiating the NFL's new Collective Bargaining Agreement. Again, in 2020, Hunt was an integral member of the NFL's negotiating team that helped deliver a new Collective Bargaining Agreement with NFL players a full season ahead of the deadline.

During his time as chairman of the International Committee (2011-18), Hunt played a key role in expanding the league's international efforts and the NFL's footprint overseas. The league has hosted at least one regular-season contest in London since 2007, with that expanding to four contests in 2019, including two games at the new Tottenham Hotspur Stadium, which was developed through a partnership between the NFL and the English Premier League club. Going into the 2020 season, 31 teams have played a total of 28 London contests. The NFL has also hosted three regular season games in Mexico since 2016. Twice in the past five seasons, the Chiefs have played internationally, hosting the Detroit Lions at London's Wembley Stadium in October 2015, and most recently, an away contest against the Los Angeles Chargers in Mexico City's Estadio Azteca in November 2019.

The son of legendary American sports pioneer and Chiefs Founder Lamar Hunt, Clark Hunt has built upon his father's legacy by ensuring the Chiefs organization remains focused on its core mission: Honor Tradition, Unite Our Community, Win with Character and Inspire Our Fans.

As part of that mission, the organization has made significant investments in the fan experience, utilizing new technologies and innovative ideas. That includes a \$125 million commitment from the Hunt family to the \$375 million renovation of Arrowhead Stadium that was completed in 2010, providing Chiefs fans with first-class amenities while maintaining the distinct soul and mystique that makes Arrowhead one of the most iconic stadiums in the NFL. The team also installed a new stadium-wide Wi-Fi network and launched a mobile application, allowing fans to connect to their team and to each other in new, unique ways.

Prior to the 2019 season, the club completed three major projects to upgrade the stadium and the fan experience, including an upgrade to scoreboard technology, new concrete waterproofing measures, as well as replacing almost every seat in the upper seating bowl with a new model that included cupholders. Entering the 2020 season, the club upgraded technology inside an additional scoreboard, replaced all the seats in the lower level and renovated the stadium's team store.

The investment and commitment in Arrowhead go beyond football. After more than a year in development, Hunt and his family debuted the first phase of the Arrowhead Art Collection in 2013, highlighting regional artwork while promoting culture, providing educational opportunities and engaging the community. In total, more than 50 pieces of art have been installed at Arrowhead Stadium, combining two pieces of the cultural fabric of Kansas City – sports and the arts – inside a regional architectural masterpiece.

The Dallas, Texas, native, is also a founding investor-operator in Major League Soccer, serving as Chairman and CEO of FC Dallas, while his family originally founded two other MLS clubs, the Kansas City Wizards (now Sporting Kansas City) and the Columbus Crew. Hunt is actively involved in the continued growth of MLS, serving as a member of the MLS Board of Governors, Commissioner Don Garber's Executive Committee, and as the Chairman of the Competition Committee.

Hunt graduated first in his class at Southern Methodist

University in 1987, earning a degree in Business Administration with a concentration in finance. He was also a four-year letterman on the Mustangs' nationally ranked soccer team. He was named one of the SMU Cox School of Business Outstanding Young Alumni in 2004, and he received the SMU Cox School of Business Distinguished Alumni Award in 2018. In 2020, SMU presented him with its Distinguished Alumni Award – the highest honor it can bestow upon its graduates – for outstanding leadership in philanthropy, business and civic life. He currently serves on the SMU Board of Trustees, and he also serves as President of the Board of Trustees for the St. Mark's School of Texas.

He and his wife, Tavia, are actively involved in numerous philanthropic initiatives in both Kansas City and Dallas. One of the Hunt family's lasting legacies is the Chiefs Charity Game, which has raised more than \$13.5 million for local youth-focused charities since its inception in 1985. In 2017, the Chiefs and the Hunt Family Foundation were selected as a finalist for the prestigious Robert Wood Johnson Foundation Sports Award, recognizing the influence of sports in inspiring healthy change in communities through innovation and collaboration. The Chiefs were also named 2016 Business Philanthropist of the Year in Kansas City by Nonprofit Connect, an association linking the nonprofit community to education, resources and networking opportunities.

The Hunts have three children - Gracelyn, Knobel and Ava.

SUPER BOWL LIV
CHAMPIONS



STAFF



MARK DONOVAN

PRESIDENT

22ND YEAR IN
THE NFL

12TH YEAR WITH
THE CHIEFS



Entering his 22nd season in the National Football League and his 12th season in Kansas City in 2020, Mark Donovan was named the fifth president in Chiefs history in January 2011 after serving two years as the club's chief operating officer. As president, Donovan is responsible for all aspects of the club's business operations and reports directly to Chairman and CEO Clark Hunt.

Donovan brings unique experience and perspective to the team. He is one of only a few executives league-wide who has worked both at the NFL league office and for a club, with valuable perspective and strong relationships both in the Kansas City area and on a national level.

Building on the direction of the Hunt family and Founder Lamar Hunt, Donovan has led the focus on the Chiefs fan experience. The team has emerged as a league leader in fan engagement by introducing technology-based solutions and celebrating the traditions and fan rituals that make Arrowhead Stadium special.

After introducing ticketless technology in 2012-13, and expanding to mobile ticketing for the 2015 season, the club moved to an all-digital ticketing platform in 2018, focusing on efficiency and security for all ticketholders. Nearly 80% of fans now enter Arrowhead via their mobile device. This allows fans to manage their accounts and tickets from their phones while having access to membership benefits such as exclusive content and a points-based rewards program.

Donovan has consistently focused on expanding the multi-media presence of the Chiefs. Kansas City's award-winning production group, 65 Toss Power Trap Productions, has continued a trend of content expansion on the Chiefs website, mobile app, social platforms and digital channels. In 2019, the club debuted *The Franchise*, a multi-episode digital content series taking fans behind the scenes during the team's Super Bowl season.

In addition to connecting Chiefs fans to the team they love, Donovan has overseen a period of tremendous business growth, re-establishing Arrowhead Stadium as a popular venue for sports and entertainment. He serves as the President of Arrowhead Events, LLC, the special events arm of the Kansas City Chiefs. Arrowhead Events has seen exponential growth over the past decade, bringing several major events to Kansas City. The city of Kansas City, along with support from the Chiefs, was awarded the 2023 NFL Draft through a bid process that was announced prior to the 2019 NFL season. In addition, the Chiefs, alongside a number of local business and civic leaders, are also in the bid process to bring 2026 FIFA World Cup matches to

Kansas City, with Arrowhead Stadium serving as the proposed match site.

In his time in Kansas City, Donovan has also created a new approach to sponsorships, setting a strategy to partner with companies which share the vision, qualities and values of the Kansas City Chiefs. In 2017, the Chiefs were recognized by the Kansas City Business Journal as a Champion of Business for leadership within industry, innovation and commitment to giving back to the community.

Locally, the Chiefs continue to be a major economic leader in the Kansas City community. Chiefs games and other events at Arrowhead Stadium generate more than \$625 million annually, including \$273 million in household income. They also support nearly 6,000 jobs and provide \$17 million in annual tax revenue for the State of Missouri. In February 2020, the Chiefs announced a new three-year agreement with Missouri Western State University that will keep St. Joseph, Missouri, the home of Chiefs Training Camp through the summer of 2022. Since training camp moved to St. Joseph in 2010 more than 330,000 people have seen the Chiefs practice at Missouri Western State University.

His leadership extends to the community, where he has initiated a more strategic approach to the Chiefs charitable giving and community involvement, allowing the team to focus resources for greater impact to the community. This approach has identified a handful of causes: feeding the hungry in the region, children's health and wellness initiatives and providing support for families and children in crisis. The Chiefs Charity Game, one of the many Kansas City traditions started by the Hunt family, is the longest-running and most successful charity game in the National Football League.

Donovan and his wife Kathy are also personally committed to the community, serving in numerous civic and charitable leadership roles, including two terms as the inaugural Board Chair for City Year Kansas City beginning in 2016. For his support of City Year, AmeriCorps and the national service community, he was awarded the Citizen Service Award by Voices for National Service in February of 2019. The couple has chaired events for Harvesters - The Community Food Network, the Kansas City Repertory Theatre, City Year and the American Jazz Walk of Fame.

Donovan arrived in Kansas City after six years with the Philadelphia Eagles as Senior Vice President of Business Operations (2003-08). Prior to joining the Eagles, Donovan held leadership roles as the NFL's Senior Director of Sales

and Marketing (1999-2003) and the Director of Sales and Marketing for the National Hockey League (1997-99). He also brings seven years of experience in the private business sector.

The Pittsburgh, Pennsylvania, native, graduated from Brown University with a double major in political science

and organizational behavior/management. He captained the Brown football squad as the team's quarterback and signed with the New York Giants as a free agent upon graduation.

He and his wife, Kathy, have two children and reside in Kansas City.



ANDY REID

HEAD COACH

29TH YEAR IN THE NFL

8TH YEAR WITH THE CHIEFS



REID'S FOOTBALL CAREER

1979-82	BYU	Tackle/Guard ('79-81) Graduate Assistant ('82)
1983-85	San Francisco State	Off. Coordinator/ Offensive Line
1986	Northern Arizona	Offensive Line
1987-88	Texas-El Paso	Offensive Line
1989-91	Missouri	Offensive Line
1992-98	Green Bay Packers	TE/OL ('92-96) Quarterbacks ('97-98)
1999-12	Philadelphia Eagles	Head Coach ('99-00) HC/Exec. V.P. Football Ops ('01-12)
2013-20	Kansas City Chiefs	Head Coach



Andy Reid enters his eighth season at the helm of the Chiefs in 2020. He was hired as the club's 13th head coach in franchise history on January 7, 2013.

Entering his 22nd season as an NFL head coach, Reid adds Super Bowl champion to his resume after he led his squad to a 31-20 come-from-behind win in Super Bowl LIV. He owns a 207-128-1 regular season record and adds a 15-14 postseason record, giving him 222 total wins, which rank sixth in NFL history and just second among active head coaches, trailing only New England Head Coach Bill Belichick. Reid joined the Chiefs after 14 seasons as Head Coach/Executive Vice President of Football Operations of the Philadelphia Eagles where he compiled a 130-93-1 (.583) regular season record. Including his years as an assistant coach, Reid's teams have made the playoffs 21 times (24-18 record), and he has coached in four Super Bowls and 10 Championship Games (8 NFC, 2 AFC). He owns three NFL Coach of the Year titles.

Since his arrival in Kansas City, Reid's teams have made it to the playoffs six out of seven seasons, including back-to-back AFC Championship Game appearances (2018-19). In seven seasons under Reid, the Chiefs have recorded six 10-plus win seasons and a .669 (77-35) winning percentage, which is the top mark in franchise history for any coach in his first seven seasons leading the club.

In 2019, Reid's 12-4 Chiefs finished the regular season as AFC West Champs for a franchise-record fourth-straight season and secured the No. 2 seed in the AFC. The club defeated Houston 51-31 in the divisional round and Tennessee 35-24 in the AFC

Championship Game on it's way to returning to the Super Bowl for the third time in franchise history and first since the club won Super Bowl IV following the 1969 season. In Super Bowl LIV in Miami, Florida, Reid's Chiefs fell behind 20-10. Entering the fourth quarter, Reid-tutored QB Patrick Mahomes rallied his offense, putting up 21-unanswered points to secure a 31-20 win over the San Francisco 49ers. Mahomes' performance earned Super Bowl MVP honors.

In 2018, Reid's team notched a 12-4 record and third-straight AFC West title. Mahomes became the first player in Chiefs history to be named NFL MVP. The club earned a No. 1 seed in the playoffs and defeated the Indianapolis Colts 31-13 in the divisional round. The win marked Kansas City's first home playoff win since Jan. 8, 1994. The Chiefs hosted the first AFC Championship Game in franchise history, falling 37-31 in overtime to the eventual Super Bowl LIII Champion New England Patriots. Following the season, Reid was named Coach of the Year from the Maxwell Football Club for the fourth time in his career (2000, 2002, 2010, 2018). That season, following the club's Week 7 win over the Cincinnati Bengals, Reid became just the ninth head coach in NFL history to log 200 wins.

In 2017, Reid led the Chiefs to a 10-6 record en route to the club's second-consecutive division title, the first time in franchise history the club had won the division in back-to-back years.

In 2016, Reid led the Chiefs to a 12-4 record and an AFC West title for the first time since 2010. The team finished a perfect 6-0 against its division foes. It was the club's best record since 2003. The Chiefs earned a first-round bye in the NFL playoffs and hosted a home AFC Divisional Game.

In 2015, Reid's Chiefs rattled off 10 consecutive regular season wins to finish 11-5 and earn a playoff berth. The Chiefs defeated the Houston Texans 30-0 in an AFC Wild Card game in Houston, marking the team's first playoff win in 22 years. Reid and company advanced to the AFC Divisional Round. The club's 10 straight wins after starting just 1-5 marked the greatest turnaround in a single season in NFL history. Reid's efforts earned him AFC Coach of the Year honors.

In his first year with the club, Reid was named the 2013 AFC Coach of the Year by the 101 Committee after his squad recorded the greatest single-season turnaround in franchise history. Reid's team finished with an 11-5 record, a nine-game turnaround from the previous season and qualified for the postseason for the first time since 2010. Additionally, Reid mentored 10 players who earned Pro Bowl honors, more than any other team in the NFL that season.

One of the most successful coaches in professional sports, Reid utilizes a passionate, yet workmanlike approach as an NFL head coach. A former offensive lineman at BYU, Reid still lives and works with those humble principles he learned during his time in the trenches.

"Kansas City is just going to get better. This is just

the start of it," Pro Football Hall of Fame Head Coach John Madden said upon Reid joining the Chiefs. "He has a plan. And he's very thorough, very smart. He's a good coach, always has been."

His vision, his dedication and his organizational skills have been impeccable during his coaching career. Reid joined Philadelphia as head coach in 1999 and remained in that role through the 2012 season, becoming one of just 11 first-time NFL head coaches to lead 12-or-more seasons with the same club. Reid assumed the additional role of Executive Vice President of Football Operations in 2001.

While compiling his 10-9 postseason record with Philadelphia, Reid led the Eagles franchise to one Super Bowl appearance, a game that saw Philadelphia fall by a mere field goal to the New England Patriots in Super Bowl XXXIX following the 2004 season. Reid guided Philadelphia to nine playoff appearances (2000, 2001, 2002, 2003, 2004, 2006, 2008, 2009, 2010) during his 14-year tenure in the City of Brotherly Love. During that time period, only Indianapolis (12) and New England (10) had more postseason appearances than the Eagles.

The Eagles captured their sixth NFC East division title under Reid in 2010. Along the way, Reid played a vital role in the rebirth of QB Michael Vick, who earned Comeback Player of the Year honors as well as a Pro Bowl berth. Reid, himself, earned Coach of the Year honors from the Maxwell Football Club.

In 2008, Reid became the 37th coach to reach the 100-win plateau and the 22nd to win 100 games with one franchise. He overcame a 5-5-1 start to reach the NFC Championship Game.

In 2006, the Eagles lost six of their first 11 games and two of their most explosive players in QB Donovan McNabb and DE Jevon Kearse, but Reid led a season-ending, five-game win streak to capture the NFC East division title.

The 2004 Eagles clinched the NFC East title with five games remaining in the regular season and the No. 1 seed in the NFC playoffs. Along the way, Reid passed Greasy Neale for the most wins in franchise history as the Eagles earned their first trip to the Super Bowl since 1980.

In 2003, Philadelphia overcame an 0-2 start and a slew of injuries to post its second consecutive 12-win season. A year earlier, Reid was the overwhelming choice as the NFL's Coach of the Year as the Eagles thrived without the services of McNabb to still capture home-field advantage in the playoffs.

After a 5-11 mark in his first season, Reid led the 2000 Eagles to the greatest turnaround in franchise history, finishing second in the NFC East at 11-5 and earning a trip to the NFC Divisional Playoffs. For his efforts, Reid was named the NFL's Coach of the Year by the Maxwell Football Club, *The Sporting News*, and *Football Digest*.

Throughout his time in the NFL, Reid has continuously evaluated what is best for the game of football, serving on the NFL Competition Committee's Coaches Subcommittee. The subcommittee is instrumental in providing feedback to the NFL Competition Committee for potential rule changes and ways to improve the game.

"I am a huge fan of Coach Reid," NFL Commissioner Roger Goodell said. "He is a person I have tremendous respect for as a coach and family man. Andy has been very helpful to me as Commissioner. He has tremendous insight into our

MOST NFL WINS AS HEAD COACH

1.	Don Shula	347
2.	George Halas	324
3.	Bill Belichick	304
4.	Tom Landry	270
5.	Curly Lambeau	229
6.	Andy Reid	222
7.	Chuck Noll	209
8.	Marty Schottenheimer	205
9.	Dan Reeves	201
10.	Chuck Knox	193
11.	Bill Parcells	183
12.	Tom Coughlin	182
13t.	Mike Shanahan	178
	Jeff Fisher	178
15.	Mike Holmgren	174
16.	Joe Gibbs	171
17.	Paul Brown	170
18.	Bud Grant	168
19.	Bill Cowher	161
20.	Marv Levy	154
21.	Steve Owen	153
22.	Tony Dungy	148
23.	Pete Carroll	144
24t.	Mike Tomlin	141
	John Fox	141

- **Playoffs Included**

* **Bold Denotes Active NFL Coaches**

game, and we are fortunate to have him in the NFL."

Reid was originally introduced as the head coach of the Philadelphia Eagles on Jan. 11, 1999, after spending seven seasons as an assistant coach with the Green Bay Packers under Head Coach Mike Holmgren. During his seven years with the Packers, Reid served as the tight ends coach and assistant offensive line coach (1992-96) and as quarterbacks coach (1997-98). In his span with the Packers, the team reached the playoffs six times and represented the NFC twice in back-to-back Super Bowls, defeating New England in Super Bowl XXXI and falling to Denver in Super Bowl XXXII.

During his two-year stint as quarterbacks coach, Reid worked with Pro Football Hall of Fame QB Brett Favre. While tutoring Favre, Reid and the Packers won their second straight NFC title, and Favre garnered league MVP honors for the third-consecutive season.

Prior to joining the NFL ranks, Reid's final collegiate stop was in Columbia, Missouri, as he coached the offensive line at the University of Missouri (1989-91). Prior to his stint with the Tigers, Reid spent two years working with the offensive line at the University of Texas – El Paso, and before that, he held the same position with Northern Arizona. In 1983, Reid took the position of offensive coordinator and offensive line coach at San Francisco State, helping the Gators lead the nation in passing and total offense for three consecutive years (1983-85).

A tackle and guard at Brigham Young University from 1979-81, Reid entered the coaching ranks as a graduate assistant at BYU under Head Coach LaVell Edwards in 1982. It was in that time at BYU that Reid began his association with Holmgren, who served as the quarterbacks coach for the Cougars. While at BYU, Reid earned both a bachelor's degree in physical education and a master's degree in

professional leadership in physical education and athletics. While playing for the Cougars, Reid was also a columnist for the Provo Daily Herald.

A native of Los Angeles, Reid prepped at John Marshall High School in Los Angeles and went on to go to Glendale (Calif.) Junior College before attending BYU. Reid has been inducted into the Marshall High School Athletic Hall of Fame, as well

as the Glendale Junior College Hall of Fame.

Education: Brigham Young University (B.A. 1981). **Born:** Los Angeles **Family:** Wife - Tammy; Children - Sons Spencer, Britt and the late Garrett, and daughters Drew Ann and Crosby. He has nine grandchildren - Maverick, Somers, Saylor, Blake, Reid, Canyon, Ryker, Rylen and Garrett.

REID'S HEAD COACHING RECORD					
Year	Reg. Season	Pct.	Playoffs	Overall	Result
1999	5-11	.313	0-0	5-11	5th in NFC East
2000	11-5	.688	1-1	12-6	2nd in NFC East; reached divisional playoffs
2001	11-5	.688	2-1	13-6	1st in NFC East; reached NFC Championship Game
2002	12-4	.750	1-1	13-5	1st in NFC East; reached NFC Championship Game
2003	12-4	.750	1-1	13-5	1st in NFC East; reached NFC Championship Game
2004	13-3	.813	2-1	15-4	1st in NFC East; reached Super Bowl XXXIX
2005	6-10	.375	0-0	6-10	4th in NFC East
2006	10-6	.625	1-1	11-7	1st in NFC East; reached divisional playoffs
2007	8-8	.500	0-0	8-8	4th in NFC East
2008	9-6-1	.594	2-1	11-7-1	2nd in NFC East; reached NFC Championship Game
2009	11-5	.688	0-1	11-6	2nd in NFC East; reached wild card round
2010	10-6	.625	0-1	10-7	1st in NFC East; reached wild card round
2011	8-8	.500	0-0	8-8	2nd in NFC East
2012	4-12	.250	0-0	4-12	4th in NFC East
2013	11-5	.688	0-1	11-6	2nd in AFC West; reached wild card round
2014	9-7	.563	0-0	9-7	2nd in AFC West
2015	11-5	.688	1-1	12-6	2nd in AFC West; reached divisional playoffs
2016	12-4	.750	0-1	12-5	1st in AFC West; reached divisional playoffs
2017	10-6	.625	0-1	10-7	1st in AFC West; reached wild card round
2018	12-4	.750	1-1	13-5	1st in AFC West; reached AFC Championship Game
2019	12-4	.750	3-0	15-4	1st in AFC West; Super Bowl LIV Champions
TOTALS	207-128-1	.618	15-14	222-142-1	15 Playoff Berths, 10 Div. Titles, 1 NFC Title, 1 AFC Title, 1 Super Bowl Championship (Super Bowl LIV)

REID'S COACHING TREE			
Throughout his time as an NFL head coach, Andy Reid has constructed quality coaching staffs to assist him. A number of those assistants have since gone on to head coaching responsibilities for other NFL franchises. Below is a list of notable coaches who have come from Reid's Philadelphia/Kansas City staffs:			
Coach	Current Team	Years	Position
John Harbaugh	Baltimore	2008-present	Head Coach
Ron Rivera	Washington	Hired in 2020	Head Coach/Former CAR HC
Leslie Frazier	Buffalo	2017-present	Def. Coordinator/Former MIN HC
Todd Bowles	Tampa Bay	2019-present	Def. Coordinator/ Former NYJ HC
Doug Pederson	Philadelphia	2016-present	Head Coach
Sean McDermott	Buffalo	2017-present	Head Coach
Matt Nagy	Chicago	2018-present	Head Coach
Pat Shurmur	Denver	Hired in 2020	Off. Coordinator/Former NYG HC
Steve Spagnuolo	Kansas City	2019-present	Def. Coordinator/Former STL HC
Brad Childress	Chicago	2018-present	Off. Analyst/Former MIN HC

REID'S STAFF MEMBERS WITH NFL PLAYING EXPERIENCE					
Head Coach Andy Reid has assembled a staff with a number of coaches who are former NFL players. A total of seven assistant coaches on Reid's staff account for 47 total years of playing experience in the NFL. Three of the seven played under Reid in Philadelphia. A list of the former players, their teams and playing years is below.					
Coach	Position	Total Years	Team(s)	Years	Years of Service
Eric Bieniemy	RB	9	San Diego	1991-94	4
			Cincinnati	1995-98	4
			Philadelphia	1999	1
Andy Heck	OL	12	Seattle	1989-93	5
			Chicago	1994-98	5
			Washington	1999-00	2
			Philadelphia	2011	1
Mike Kafka	QB	1	Philadelphia	2011	1
			Philadelphia	2003-08	6
Greg Lewis	WR	8	Minnesota	2009-10	2
			Philadelphia	2003-08	6
Sam Madison	CB	12	Miami	1997-05	9
			N.Y. Giants	2006-08	3
Deland McCullough	RB	2	Cincinnati	1996-97	2
			Philadelphia	1997	1
Dave Merritt	LB	3	Miami	1993	1
			Arizona	1993-95	3



BRETT VEACH

GENERAL MANAGER

14TH YEAR IN THE NFL

8TH YEAR WITH THE CHIEFS



VEACH'S FOOTBALL CAREER

1998-03	Delaware	Wide Receiver ('98-01)
		Graduate Assistant Coach ('02-03)
2007-12	Philadelphia Eagles	Asst. to HC ('07-09)
		Pro & College Scout ('10)
		Southeast Regional Scout ('11-12)
2013-20	Kansas City Chiefs	Pro & College Analyst ('13-14)
		Co-Director of Player Personnel ('15-16)
		General Manager ('17-20)



Brett Veach enters his fourth season as the Kansas City Chiefs General Manager and his 14th year in the National Football League in 2020. Veach was named the eighth general manager in Kansas City Chiefs history on July 10, 2017, reporting directly to Chiefs Chairman and CEO Clark Hunt on all player personnel matters. Prior to being elevated to General Manager, Veach served as Co-Director of Player Personnel for two seasons.

"After a comprehensive search process, I am pleased to announce that we have hired Brett Veach to serve as the next General Manager of the Kansas City Chiefs," Hunt said in a statement upon his hire. "Brett has a sharp football mind, a tremendous work ethic and a keen eye for finding talent. Over the last four seasons he's played a critical role in building our football team. I look forward to working with him to continue to build on the strong foundation we have in place."

Veach enters his eighth season with the Chiefs after originally joining the club in 2013. He was promoted to Co-Director of Player Personnel prior to the 2015 season after serving two seasons as the club's Pro and College Personnel Analyst (2013-14).

In 2019, the Chiefs finished 12-4 in the regular season, notched a franchise-record fourth-consecutive AFC West Championship, and secured the No. 2 seed in the AFC. The club defeated the Houston Texans 51-31 in the divisional round and the Tennessee Titans 35-24 in the AFC Championship Game on its way to returning to the Super Bowl for the third time in franchise history and first time since the club won Super Bowl IV following the 1969 season. In Super Bowl LIV in Miami, Florida, the Chiefs fell behind 20-10. Entering the fourth quarter, QB Patrick Mahomes rallied his offense, putting

up 21-unanswered points to secure a 31-20 win over the San Francisco 49ers. Mahomes' performance earned Super Bowl MVP honors. At 41 years old, Veach became the second-youngest general manager to win a Super Bowl.

In 2018, the team notched a 12-4 record and third-straight AFC West title. The club earned a No. 1 seed in the playoffs and defeated the Indianapolis Colts 31-13 in the divisional round. The win marked Kansas City's first home playoff win since Jan. 8, 1994. The Chiefs hosted the first AFC Championship Game in franchise history, falling 37-31 in overtime to the eventual Super Bowl LIII Champion New England Patriots. Following the season, Mahomes became the first player in Chiefs history to be named NFL MVP. That season he became just the second quarterback (QB Peyton Manning in 2013) in NFL history to throw for 50 touchdowns and 5,000 passing yards in a single season.

In 2017, the club compiled a 10-6 record and led the division for the second-consecutive season, marking the first time in franchise history the Chiefs had won the division in back-to-back seasons.

Since Veach was elevated to general manager, he has proven his competitive approach to building the roster is ongoing. Following the Chiefs Super Bowl win, Veach and his personnel staff retained 20 of the 22 players that started Super Bowl LIV, including notable contract extensions for QB Patrick Mahomes and DL Chris Jones. In 2019, he signed S Tyrann Mathieu and traded with the Seattle Seahawks for DE Frank Clark. Following the season, Mathieu earned the team's Derrick Thomas Award as the team's MVP, an accolade voted on by his teammates. In 2018, Veach acquired top free agents WR Sammy Watkins and LB Anthony Hitchens.

The 2020 NFL Draft marked the first time Veach made a first-round selection as an NFL general manager. With the 32nd overall pick, the club selected RB Clyde Edwards-Helaire out of LSU. In 2019, the club traded the 29th overall pick to Seattle in exchange for DE Frank Clark. The club's 22nd overall selection in 2018 was traded to Buffalo in 2017 in order to move up and draft QB Patrick Mahomes with the No. 10 overall selection. Prior to being promoted to general manager, Veach played an integral role in the scouting process of Mahomes leading up to the 2017 NFL Draft. Mahomes has earned NFL MVP ('18) and Super Bowl MVP ('19) in just two seasons as a starting quarterback.

Veach's success in the draft extends past the first round. In the second round of the 2019 NFL Draft, the club selected WR Mecole Hardman (56th overall) out of Georgia and S Juan Thornhill (63rd overall) out of Virginia. Both players went on to establish solid roles on the team their rookie season. Hardman was voted to the 2019 Pro Bowl as a returner, and Thornhill started all 16 games at safety. All six of Veach's 2019 draft selections saw action on the field their rookie season.

Veach also has proven his due diligence in evaluating talent year-round. One of his first notable transactions as general manager came in Week 4 of the 2017 season, acquiring then-rookie K Harrison Butker from the Carolina Panthers. Butker set a franchise record of 23 consecutive made field goals and finished the season converting a single-season record 38 of his 42 attempts (including two game-winners). He also

recorded a rookie kicker record of 142 points scored in 2017. Prior to the start of the 2018 season, Veach traded with the Dallas Cowboys for CB Charvarius Ward. Ward solidified his role on the defense, starting all 16 games during the club's Super Bowl season.

The Mt. Carmel, Pennsylvania, native joined the Chiefs after spending six years with the Philadelphia Eagles (2007-12). He served as a Southeast Regional Scout (2011-12) after originally joining Philadelphia's Player Personnel Department as a Pro and College Scout in 2010. Prior to entering the scouting department, Veach was the Assistant to Head Coach Andy Reid for three seasons (2007-09). Before joining the Eagles, Veach was the Supervisor of Intercollegiate Athletic Events at his alma mater, the University of Delaware (2005-06). He was a four-year letterman as a wide receiver for the Blue Hens, catching 99 passes for 1,470 yards (14.8 avg.). He left Delaware as the school's all-time leader in kickoff return yards with 1,558 yards.

Veach earned a bachelor's degree in health and physical education and a master's degree in education from Delaware. Along the way, he earned Atlantic 10 Conference All-Academic honors three times during his collegiate career. He was a standout running back for Mt. Carmel High School where he

VEACH'S FIRST-ROUND DRAFT HISTORY		
Year	No. (Overall)	Selection (School)
2007 (PHI)	--	No First-Round Selection
2008	--	No First-Round Selection
2009	19	WR Jeremy Maclin (Missouri)
2010	13	DE Brandon Graham (Michigan)
2011	21	G Danny Watkins (Baylor)
2012	12	DT Fletcher Cox (Miss. State)
2013 (KC)	1	T Eric Fisher (Central Michigan)
2014	23	LB Dee Ford (Auburn)
2015	18	CB Marcus Peters (Washington)
2016	--	No First-Round Selection
2017	10	QB Patrick Mahomes (Texas Tech)
2018	--	No First-Round Selection
2019	--	No First-Round Selection
2020	32	RB Clyde Edwards-Helaire (LSU)

was named state player of the year in 1996 and was a two-time all-state selection. He was also selected to participate in the Big 33 game between the top high school players from Pennsylvania and Ohio.

Education: Delaware (B.S. 2002, Ed.M. 2004). **Born:** Mt. Carmel, Pa. **Family:** Wife - Alison; Children - twin sons, Elijah and Wylan, and a daughter, Ella.

VEACH'S NFL RECORD					
Year	Reg. Season	Pct.	Playoffs	Overall	Result
2007	8-8	.500	0-0	8-8	4th in NFC East
2008	9-6-1	.594	2-1	11-7-1	2nd in NFC East; reached NFC Championship Game
2009	11-5	.688	0-1	11-6	2nd in NFC East; reached wild card round
2010	10-6	.625	0-1	10-7	1st in NFC East; reached wild card round
2011	8-8	.500	0-0	8-8	2nd in NFC East
2012	4-12	.250	0-0	4-12	4th in NFC East
2013	11-5	.688	0-1	11-6	2nd in AFC West; reached wild card round
2014	9-7	.563	0-0	9-7	2nd in AFC West
2015	11-5	.688	1-1	12-6	2nd in AFC West; reached wild card round
2016	12-4	.750	0-1	12-5	1st in AFC West; reached wild card round
2017	10-6	.625	0-1	10-7	1st in AFC West; reached wild card round
2018	12-4	.750	1-1	13-5	1st in AFC West; reached the AFC Championship Game
2019	12-4	.750	3-0	15-4	1st in AFC West; Super Bowl LIV Champions
TOTALS	127-80-1	.613	7-8	134-88-1	9 Playoff Appearances, 5 Div. Titles, 1 AFC Title, 1 Super Bowl Championship (Super Bowl LIV)

VEACH'S DRAFT HISTORY				
2018 NFL Draft				
Rd. (Overall)	Player	School	GP/GS	Career Notables
2 (46)	LB Breeland Speaks	Mississippi	16/4	
3 (75)	DT Derrick Nnadi	Florida State	32/27	Started SB LIV
3 (100)	LB Dorian O'Daniel	Clemson	30/1	
4 (124)	S Armani Watts	Texas A&M	21/0	
6 (196)	CB Tremon Smith*	Central Arkansas	--	
6 (198)	G Kahlil McKenzie*	Tennessee	--	
2019 NFL Draft				
Rd. (Overall)	Player	School	GP/GS	Career Notables
2 (56)	WR Mecole Hardman	Georgia	16/5	Started SB LIV / Pro Bowl Selection
2 (63)	DB Juan Thornhill	Virginia	16/16	2019: 3 INTs, 1 TD
3 (84)	DL Khalen Saunders	Western Illinois	12/4	
6 (201)	CB Rashad Fenton	South Carolina	12/0	
6 (214)	RB Darwin Thompson	Utah State	12/0	
7 (216)	OL Nick Allegretti	Illinois	7/0	
2020 NFL Draft				
Rd. (Overall)	Player	School	GP/GS	Career Notables
1 (32)	RB Clyde Edwards-Helaire	LSU		
2 (63)	LB Willie Gay	Mississippi State		
3 (96)	OL Lucas Niang	TCU		
4 (138)	CB L'Jarius Sneed	Louisiana Tech		
5 (177)	DE Mike Danna	Michigan		
7 (237)	CB BoPete Keyes	Tulane		
*Not on Roster				



DAN CRUMB

CHIEF FINANCIAL OFFICER

11TH YEAR IN
THE NFL

11TH YEAR WITH
THE CHIEFS



Dan Crumb was named Kansas City's Chief Financial Officer on September 17, 2010. He enters his 11th season in the National Football League in 2020, working with Chiefs Chairman and CEO Clark Hunt and President Mark Donovan in directing the club's business operations.

Since joining the Chiefs, Crumb has been instrumental in strengthening the club's business operations by instituting changes that have improved the team's business efficiency, including implementation of business intelligence and data visualization systems and strengthening business continuity and disaster recovery plans. He also oversaw the recent development of a company-wide internal business planning system complete with dashboarding and benchmarking tools to maximize efficiency in the business planning process. Along with the club's finance department, Crumb also oversees the team's strategy and analytics department, as well as the information technology department, which serves the technology needs of both the Chiefs and Hunt Midwest Enterprises. For his work, Crumb was recognized as a 2016 CFO of the Year by the Kansas City Business Journal.

"Dan has a proven track record of success as a financial officer, and his leadership and experience make him a key addition to our business operations," Hunt said upon hiring Crumb.

Prior to joining the Chiefs, Crumb, a New Orleans native, worked for the New Orleans Hornets of the National Basketball Association as the team's Senior Vice President and Chief Financial Officer. During his time with the Hornets, he led the club's finance, human resources and information technology departments. He oversaw the transition of the finance department from Oklahoma City to New Orleans following Hurricane Katrina. In addition to financial leadership, Crumb was responsible for compliance with league standards and policies.

Before joining the Hornets, Crumb served as the Chief Financial Officer of Abita Springs Water Company, Inc. He guided the company's rebuilding efforts through Hurricanes Katrina and Rita, which included adjusting the company's business model, procuring product from alternate sources and preparing business interruption and property and casualty claims related to Hurricane Katrina. He also managed the company's finance, information technology and human resources departments for the organization's multi-state operation.

Crumb began his professional career at KPMG, an international audit, tax and advisory firm.

An active member of the New Orleans community, Crumb served on the Board of Directors for The Salvation Army, Café Hope and Second Harvest Food Bank of Greater New Orleans and Acadiana. He was also a guest lecturer at the Tulane University Law School Sports Law Program and has authored a number of articles for national and state CPA society journals.

Crumb has brought that same community involvement to the Midwest and is part of numerous philanthropic organizations in Kansas City. He sits on the Board of Trustees for the National World War I Museum and Memorial and is a member of the Board of Directors for Harvesters Community Food Network, assuming the role of Chairman in 2018.

In addition to his community service, Crumb is a member of the American Institute of Certified Public Accountants, the Missouri Society of Certified Public Accountants and the Kansas Society of Certified Public Accountants. He also serves on the Board of Directors of the Kansas Society of Certified Public Accountants.

Education: University of New Orleans (B.S. 1987); Tulane University (M.B.A. 1989). **Family:** Wife - Janet; Children - Pat and Ally.



**TYLER
EPP**

**EXECUTIVE VICE PRESIDENT
OF BUSINESS OPERATIONS**

8TH YEAR IN
THE NFL

8TH YEAR WITH
THE CHIEFS



Tyler Epp enters his eighth season with the Kansas City Chiefs in 2020 and his third serving as the club's Executive Vice President of Business Operations, after being named to that position on February 26, 2018.

Epp oversees digital media, broadcasting, marketing and community outreach, in addition to overseeing corporate partnership sales and service, media rights, suite sales and service, as well as ticket sales and operations. Prior to being named Executive Vice President of Business Operations, Epp served as the Chiefs Vice President of Business Development for five years (2013-17).

During his tenure with the Chiefs, Epp and his team have driven a 50 percent increase in organizational revenue and negotiated the largest corporate partnership and media partnership in the club's history.

Outside of the traditional revenue departments, Epp and his staff have quadrupled the organization's social footprint across its owned and operated channels and established the club as a consistent NFL leader in Game Production and Entertainment. The club's commitment to community has also grown under Epp's leadership, highlighted by a 12-times increase to the funds raised to support Red Friday, a Hunt family legacy program that has become one of the Kansas City Chiefs' primary annual charitable initiatives.

Epp joined the Chiefs after four years (2010-13) as the Vice President of Corporate Partnerships and later as Senior Vice President of Business Development of the San Diego Padres. While with the Padres, Epp oversaw corporate

partnerships, suite sales and non-baseball events revenue, in addition to marketing, in-game entertainment and production, creative services and business analytics.

Prior to his stint in San Diego, Epp spent a decade in various roles in the professional motorsports industry, including a number of years in NASCAR. From 2007-10, Epp held the title of General Manager of Hall of Fame Racing, a start-up NASCAR organization that was a joint venture of former Dallas Cowboys quarterbacks Roger Staubach and Troy Aikman. He managed racing, engineering, race operations, manufacturing, finance, legal, human resources and marketing for the one-car team.

Before joining Hall of Fame Racing, he was Vice President of Business Development for Sports Management Network (2006-07), a pre-eminent motorsports representation and consulting firm and was also the Director of Team Operations and Business Development for Chip Ganassi Racing Teams (2003-07).

Epp got his start in motorsports at Kansas Speedway as a marketing assistant from 2001-02 where he developed relationships with Kansas City-area marketing partners.

A native of Newton, Kan., Epp currently sits on the board of Ronald McDonald House Charities of Kansas City and he and his family are active participants in the monthly service projects executed by KindCraft.

Education: Davidson College (B.S. 1999), University of Kansas (J.D. 2003).



TED CREWS

VICE PRESIDENT OF
COMMUNICATIONS

23RD YEAR IN
THE NFL

9TH YEAR WITH
THE CHIEFS



Ted Crews was hired as the Chiefs Vice President of Communications on Jan. 27, 2012 and begins his ninth season with Kansas City in 2020.

Crews serves as the club's primary contact and spokesman for the team's communications efforts, both football and business, and is the club's key liaison between coaches, players, team executives and local and national media members. He oversees a staff of six that also work directly with the coaching and personnel departments on research, statistics and other miscellaneous projects.

Crews is responsible for media scheduling, preparation and speech writing for all facets of the organization. He works closely with Chiefs Chairman and CEO Clark Hunt, Head Coach Andy Reid, General Manager Brett Veach, President Mark Donovan and the club's key players to unify messaging across the board and problem solve.

In 2014, Crews oversaw the development of a corporate communications department designed to serve the needs of the club's business operations. Working closely with Donovan, Crews implemented a strategy that focused on assisting other departments within the organization to meet and exceed media preparation and exposure on both the local and national levels. In addition, Crews has also helped the organization prospect and develop strong relationships with both local and national sports business reporters and outlets.

During his time with the Chiefs, Crews has played a critical role in helping the club transition to new coaching and personnel staffs. Entering his 23rd season in the National Football League, Crews has been invited by the NFL 10 times to serve as a captain on the league's Super Bowl public relations staff (XLIX, XLIV, XLV, XLVI, XLVII,

XLVIII, XLIX, 50, LI, LII) and has also been invited to work a number of Pro Bowls. In 2017, 2018 and 2019 prior to the Super Bowl, the Fritz Pollard Alliance Foundation has honored Crews at the Johnnie L. Cochran Jr. Salute to Excellence Awards Ceremony for his outstanding work and success as an African American in an executive position in the NFL.

A graduate of South Carolina State, Crews was recognized in March of 2014 with one of the school's highest honors as he was selected to receive the Distinguished Young Alumnus Award. In 2013, he was named one of the first 20 people honored as part of the Who's Who in Black Kansas City. He now serves on the Who's Who Advisory Council Board and reviews future selections.

Prior to joining the Chiefs, Crews spent three seasons (2009-11) as Senior Director of Communications for the St. Louis Rams. In that capacity, he served as the primary contact on all football matters for the owners, general manager and head coach, in addition to serving as the team's official spokesperson.

Before joining the Rams, he held the title of Football Communications Manager with the Atlanta Falcons for four seasons (2005-08). In Atlanta, he provided media support for the general manager and head coach, in addition to the coaching staff and players.

The Columbia, Md., native, spent five seasons as the Media Relations Assistant for the Carolina Panthers (2000-04) after originally entering the NFL as a department intern with the Panthers, serving two years in that role.

Education: South Carolina State University (B.A. 1999). **Family:** Wife - Michelle; Children - Tesdell Jacob IV, Olivia Celeste and Dean J. William.



MIKE CUKYNE

**VICE PRESIDENT OF CONTENT
AND DIGITAL OPERATIONS**

3RD YEAR IN
THE NFL

3RD YEAR WITH
THE CHIEFS



Mike Cukyne was named Kansas City's Vice President of Content and Digital Operations on June 29, 2018 and enters his third season with the Chiefs in 2020.

Cukyne directs and coordinates all digital, social, content production and game presentation efforts, as well as the creation, distribution and monetization of short-form and long-form content on traditional, digital, social and over-the-top platforms. In addition, he oversees the club's brand and marketing departments, including the team's creative, as well as integrated marketing campaigns, promotions, activations and digital marketing strategies.

Cukyne joined the Chiefs after eight years (2010-17) as part of the Meredith Corporation, a publicly held media and marketing services company headquartered in Des Moines, Iowa. Most recently, Cukyne served three years (2015-17) as Vice President and General Manager for KCTV, the Meredith-owned CBS affiliate in Kansas City. At KCTV, he oversaw the operations of two full-service television stations, managed operational budgets, capital investment planning, market-share, ratings and recruitment, among

other duties.

Prior to his arrival at KCTV, Cukyne spent five years (2010-14) with Meredith, first as Vice President of Digital Sales (2010-12) and later as Senior Vice President of Digital Media (2012-14). In his roles, he managed and built best-in-class operational procedures and workflows for 17 television stations across the United States, focusing on in-house operations for advertising, content management systems, mobile platforms and inventory management.

He spent six years (2005-10) with the Belo Corporation at KMOV in St. Louis, Missouri, finishing his time there as General/National Sales Manager for the Dallas-based media company.

Cukyne earned his bachelor's degree in business administration, marketing/management from the University of Missouri in 1995 and is a graduate of the National Association of Broadcasters Education Foundation in Washington, D.C.

Education: University of Missouri (B.S. 1995). **Family:** Wife - Katie; Children - Avery and Lincoln.



BRANDON HAMILTON

**VICE PRESIDENT OF STADIUM
OPERATIONS AND FACILITIES**

**11TH YEAR IN
THE NFL**

**11TH YEAR WITH
THE CHIEFS**



Brandon Hamilton was named Kansas City's Vice President of Stadium Operations and Facilities on May 4, 2017 and is entering his 11th season with the Chiefs in 2020.

In his current role, Hamilton oversees all aspects of stadium systems, stadium maintenance and the stadium grounds for both Arrowhead and The University of Kansas Health System Training Complex.

After an eight-figure investment in stadium construction projects prior to the 2019 season, Hamilton oversaw multiple offseason renovations at Arrowhead Stadium prior to the start of the 2020 season, including the installation of all new seats in the stadium's lower seating bowl, a technology upgrade to the east end zone scoreboard and a complete Team Store remodel.

With the coronavirus pandemic forcing the adoption of new COVID-19 protocols across the National Football League, Hamilton has become a member of the Stadium Emergency Response Team as the Infectious Control Officer. His team was a critical component in the successful relocation of training camp to Arrowhead Stadium and The University of Kansas Health System Training Complex due to NFL coronavirus policies. In addition, Hamilton and his stadium operations staff have been heavily involved in planning for the return of staff and fans to Arrowhead Stadium, including the ordering and maintaining of cleaning products, equipment and PPE, as well as enhanced cleaning and sanitization plans for both the stadium and practice facility.

Prior to being named Vice President of Stadium Operations and Facilities, Hamilton served as the club's Director of Facilities for seven seasons (2010-16). As the Director of Facilities, he was responsible for facility management of both the stadium and the club's practice facility and office complex.

Hamilton also directs the club's Extra Yard for the Environment program, a sustainability initiative designed to devise and implement new environmentally friendly policies. The program currently focuses on waste diversion, energy efficiency and recycling at Arrowhead Stadium, The University of Kansas Health System Training Complex and encourages fans to examine their sustainability efforts at home. Hamilton continues to work with national supply chain members to transform back-of-the-house concession waste into compostable products that can be diverted.

Prior to joining the Chiefs in 2010, Hamilton served as Program Manager at The Konrath Group. During his time there he worked on the Arrowhead Stadium renovation that took place between 2007-10. Before that he spent a decade working in residential construction as a builder and superintendent.

Hamilton majored in geology and geography at Northwest Missouri State and completed studies at IAVM Venue Management School in 2014.

Education: Northwest Missouri State University (B.S. 1995). **Family:** Wife - Cyndi; Children - Miranda, Kyle, Luke and Aiden.



KIMBERLY HOBBS

**VICE PRESIDENT OF
CORPORATE PARTNERSHIPS
AND PREMIUM SALES**

4TH YEAR IN
THE NFL

4TH YEAR WITH
THE CHIEFS



Kimberly Hobbs enters her fourth season with the Chiefs in 2020 after being hired as Kansas City's Vice President of Corporate Partnerships and Premium Sales on October 23, 2017.

As part of her role with the Chiefs, Hobbs oversees new business, renewals, activation and service for corporate partnerships, suites and media rights revenue streams.

Hobbs joined the Chiefs after seven years (2011-17) with Sprint Center and its parent company, Anshutz Entertainment Group. Most recently, she spent four years as Vice President of Corporate Sales and Services/Partnerships and Premium Services (2014-17) after three years (2011-13) as Director of Corporate Sales and Services. In her roles, she generated and developed new lines of business for the services while providing strategic direction to the sales team to develop, grow and sell suite leases and premium club memberships.

Prior to her time at Sprint Center, Hobbs served as the Director of Marketing and Activation at Silver Chalice, a Boulder, Colorado-based digital-focused marketing agency with an emphasis on new media assets in online and mobile

platforms.

Early in her career, Hobbs spent a decade as the Group Manager for Corporate Sponsorship Marketing at Sprint Nextel Corporation in Overland Park, Kan., focusing her time on sports and entertainment marketing. In her role, she developed sponsorship marketing strategy and property selection in the NFL, NASCAR, the United States Ski and Snowboard Association, as well as for the Tony Awards and the Sprint Center.

Hobbs graduated from the University of Kansas in Lawrence, Kan., with a bachelor's degree in journalism and earned a master's in education and athletic administration from Ohio University in Athens, Ohio. She is a board member of the Women's Intersport Network (WIN for KC), is the Board Chair for the Young Professional Alliance at The University of Kansas Health System, has been involved with Girls on the Run of Greater Kansas City and is on the board for the University of Kansas Alumni.

Education: University of Kansas (B.A. 1994); Ohio University (M.S. 1996).



MATT KENNY

**VICE PRESIDENT OF FAN
EXPERIENCE AND EVENTS**

4TH YEAR IN
THE NFL

4TH YEAR WITH
THE CHIEFS



Matt Kenny was hired as Kansas City's Vice President of Stadium Services and Events on Sep. 11, 2017 and enters his fourth season with the club in 2020.

In his current role, Kenny oversees the fan experience at Arrowhead, including parking and logistics, event operations, guest services, and concession and merchandise. He also oversees Arrowhead Events, the non-football revenue-generating arm of the Chiefs, the team's training camp, and liaises with the Jackson County Sports Complex Authority. Among the special assignments he has taken on, Kenny led the club's planning efforts for the Super Bowl Championship parade and rally.

Recently, Kenny led the organization's planning and approval efforts to operate the stadium with fans in a COVID environment. This cross-functional group scrubbed every aspect of the traditional fan and staff journey to identify all points where CDC and health guidelines could not be met. Complying with NFL and local health guidelines, the team modified all operating plans effectively dividing Arrowhead into 10 smaller, socially distanced venues with dedicated points of entry with a focus on minimizing or eliminating staff and fan contact, and reducing or eliminating wait times.

Kenny and his team reached a three-year agreement with Missouri Western State University for the club to return to St. Joseph, Mo., for training camp through the 2022 season, although 2020 training camp was moved back to the team's facility and Arrowhead Stadium due to NFL policies surrounding the coronavirus pandemic. He and his team awarded an 11-year concessions contract that includes a significant investment in speed of service and decreased wait times to enhance the fan experience at Arrowhead. The club ranked in the top two in Net Promoter Score for all NFL clubs in 2019, a measurement tool for the loyalty of customer relationships.

Prior to COVID-19 changing the events landscape around the world, Arrowhead Events had booked multiple events for the 2020 calendar year, including multiple concert tours, the return of Monster Jam and the first NCAA Div. I football game since 2015 with Missouri and Arkansas scheduled to play in November, with all of those events

being canceled, postponed or moved back to home venues.

Kenny was part of a group of team and civic leaders, which included the Kansas City Sports Commission, who successfully secured the bid for Kansas City to host the 2023 NFL Draft, which was announced in May of 2019, and he is currently a member of the executive committee working to bring the 2026 FIFA World Cup to Kansas City and Arrowhead Stadium.

Kenny joined the Chiefs after five years as Senior Director of Event Operations for the Chicago Cubs and Wrigley Field in Chicago (2012-17). While in Chicago, he was responsible for leading event operations and transforming the guest experience. In addition, he led the development and operations of the enterprise-wide events business and served as a project manager and contributor to the Wrigley Field restoration and related real estate developments.

Prior to his time at Wrigley Field, Kenny served as Senior Director of Security and Event Services for the Milwaukee Brewers and Miller Park in Milwaukee. In his role, he oversaw all events and the guest experience at Miller Park, including food and beverage and parking partners, and supported the procurement of non-baseball event opportunities. In addition, he maintained relationships with the City of Milwaukee and the Stadium District.

Before joining the Major League Baseball ranks, Kenny worked for the Metropolitan Entertainment and Convention Authority in Omaha, Neb., serving as House Manager for Omaha Civic Auditorium. While there, he coordinated and managed all aspects of facilities and events at the venues, including the group's arena, convention center and theater.

He currently sits on the Board of Directors for the Kansas City Sports Commission, Starlight Theatre, the Stadium Managers Association and serves on the Kansas City 2026 World Cup Bid Executive Committee.

Kenny studied at Miami University's Richard T. Farmer School of Business in Oxford, Ohio, where he majored in finance. He spent three years in the Executive Scholar Program at Northwestern University's Kellogg School of Management from 2013-15.

Education: Miami University; Northwestern University.
Family: Wife - Ann; Children - Charlie and Graham.



TYLER KIRBY

**VICE PRESIDENT OF
TICKETING**

12TH YEAR IN
THE NFL

12TH YEAR WITH
THE CHIEFS



Tyler Kirby enters his 12th season with the Kansas City Chiefs in 2020, having been promoted to Vice President of Ticketing on May 4, 2017.

In his current position, Kirby manages all aspects of the team's ticket sales, marketing and operations, and works with the club's business development team on ticket strategy for Season Ticket Members, single-game purchasers, group ticket buyers and other ticket stakeholders.

Prior to being elevated to his current position, Kirby served as the Director of Ticket Sales and Operations for four years (2013-16) and spent two seasons as Ticket Sales Manager (2011-12) after originally being hired by the club as a Ticket Sales Representative in April of 2009.

Prior to joining the Chiefs, he spent time with the Illinois State University Athletic Department and as the Marketing Coordinator at U.S. Cellular Coliseum in Bloomington, Ill.

Kirby received his bachelor's degree in marketing and business administration from Illinois State University in 2007 and received his MBA in marketing from the Bloch School of Management at the University of Missouri - Kansas City in 2011.

He is actively involved in the community as a member of the KC Chamber's Centurions Leadership Program Class of 2017.

Education: Illinois State University (B.A. 2007); University of Missouri - Kansas City (MBA 2011). **Family:** Wife - Ashley; Children - Colin, Emma and Addison.



KIRSTEN KRUG

**VICE PRESIDENT OF
ADMINISTRATION**

11TH YEAR IN
THE NFL

11TH YEAR WITH
THE CHIEFS



Kirsten Krug enters her 11th season with the Chiefs in 2020 and her ninth serving as the club's Vice President of Administration, after being named to that position on March 21, 2012. In the position, Krug is responsible for overseeing all facets of human resources for the club, including benefits administration, recruiting, employee relations, compensation analysis, training and special projects.

She also oversees club's Player Services Department, which includes the team's Player Engagement staff as well as the Team Clinician. Those departments are designed to assist players, coaches and staff members in making positive contributions to the Chiefs and the NFL by using various resources to help prepare individuals for life after football, including career placement and financial guidance. In addition, the Team Historian role reports to her.

Prior to being named the Vice President of Human Resources and Administration, Krug served as the Chiefs Director of Human Resources for two years (2010-11). Before beginning her NFL career, she spent more than 13

years as the Director of Human Resources and Training for Amarr Garage Doors, one of the nation's largest manufacturers of residential and commercial garage doors. While there, she managed all aspects of human resources and training for the more than 600 employees that made up Amarr's workforce.

Prior to her stint at Amarr, Krug served as the Vice President of Business Development at the KU Credit Union and as a Quality Control Supervisor at Kemper Financial Services. The Lawrence, Kan., native was a letter winner on the University of Kansas tennis team.

Krug currently sits on the Board of Directors for the Boys and Girls Clubs of Greater Kansas City. She was appointed by the mayor of Lawrence, Kan., to serve on the Lawrence Human Rights Commission for two consecutive terms. Her role with the commission includes overseeing the human rights code for Douglas County.

Education: University of Kansas (B.A. 1989). **Family:** Husband - Robin; Children - Ainsley and Payton.



JEFFREY MILLER

VICE PRESIDENT OF
SECURITY

11TH YEAR IN
THE NFL

3RD YEAR WITH
THE CHIEFS



Jeffrey Miller was named Vice President of Security on September 5, 2018 and 2020 marks his third season with the Chiefs.

Miller reports directly to Chiefs President Mark Donovan and is responsible for developing and managing all safety and security plans and programs for all facets of club operations, including facility security, event day safety, vendor-operated security and traffic procedures, as well as team security. He also serves as the primary liaison between the club and the National Football League office with regards to all security matters.

Since joining the Chiefs, Miller has overseen key security infrastructure improvements that have resulted in elevating the security posture of Arrowhead Stadium for all events.

Prior to joining the club, Miller spent eight years (2008-16) at the National Football League Office in New York, serving first as Director of Strategic Security Programs (2008-11) and later as Senior Vice President and Chief Security Officer (2011-16). As Chief Security Officer, Miller led and supervised all aspects of security for the league, including all investigative programs and services, event

security (Super Bowl and International Series), game integrity programs, executive protection, fan conduct initiatives and stadium security programs.

Prior to joining the NFL, Miller enjoyed a 24-year career in public service with the Pennsylvania State Police Department (1984-2008) across multiple troops, bureaus, sections and divisions. A decorated law enforcement officer in the State Police, Pennsylvania Governor Edward G. Rendell nominated Miller the 18th Commissioner of the Pennsylvania State Police in January of 2003. He presided over that post for nearly six years before leaving to join the NFL.

After leaving the NFL, Miller spent a year and a half as Senior Vice President for MSA Security, a New York firm specializing in security, intelligence, training and investigative services for public and private clients across several industries.

Education: University of South Florida (A.A. 1983), Elizabethtown College (B.P.S. 1995), Pennsylvania State University (M.P.A. 2001) **Family:** Miller is married to his wife, Andrea, and the couple has two daughters.



ANNE SCHARF

**VICE PRESIDENT OF HUNT
FAMILY FOUNDATION & CIVIC
AFFAIRS**

**17TH YEAR IN
THE NFL**

**11TH YEAR WITH
THE CHIEFS**



Anne Scharf was promoted to Vice President of Hunt Family Foundation and Civic Affairs on May 3, 2019 after spending five years as the Director of Foundation.

In her role, she reports directly to Chiefs President Mark Donovan on all matters related to the Hunt Family Foundation, as well as the organization's corporate philanthropy and governmental affairs. She also provides wide-ranging support for club ownership and team executives as it relates to civic engagement and responsibility.

Established in 1983, the Hunt Family Foundation serves as a separate non-profit entity that supports the team's Community Outreach efforts and provides vital support to more than 100 local agencies annually. Signature community partnerships include the Chiefs Charity Game, which has raised more than \$13.5M for local charities, an education based partnership with City Year Kansas City supporting the Kansas City Public School District and a collaboration with MOCSA to expand their programs that prevent sexual violence and increase awareness about victim services in Kansas City.

Scharf originally joined the Chiefs in December of 2009 as the club's Manager of Business Operations, spending more than four years supporting business development and strategic planning for the organization. In February of 2014,

she was promoted to Director of Foundation and Development, eventually taking on the title of Director of Foundation and Civic Affairs in May of 2017, when she began overseeing the club's Community Outreach efforts.

She joined the Chiefs after six years with the National Football League office in New York City where she worked in the International Media and Events departments, with a focus on business development efforts for special events, including the Super Bowl, Pro Bowl, Draft and International Series.

Scharf currently sits on the Board of Directors for The Children's Place and, previously, served on the Board of Directors for the Jewish Community Center of Greater Kansas City. She has participated in the Governance Academy for the United Way of Greater Kansas City, was an Event Chair for the 2019 Gala for the Kemper Museum of Contemporary Art and was an Event Co-Chair for Southwest Boulevard Family Health Care in 2017.

She earned her bachelor's degree in history from Yale University, where she was a member of the Yale field hockey team and was a member of both the Yale College Council and the Yale Community Outreach Committee.

Education: Yale University (B.A. 2001). **Family:** Husband - Brian; Children - Charlie and Tommy.



DAVE TOUB

**ASSISTANT HEAD COACH/
SPECIAL TEAMS COORDINATOR**

20TH YEAR IN THE NFL

8TH YEAR WITH THE CHIEFS



TOUB'S FOOTBALL CAREER

1980-81 Springfield College	Offensive Lineman
1983-84 Texas-El Paso	Offensive Lineman
1986-88 Texas-El Paso	Grad. Assistant ('86) Strength & Conditioning ('87-88)
1989-00 Missouri	Defensive Line/Strength & Cond.
2001-03 Philadelphia Eagles	Asst. ST/Asst. DL
2004-12 Chicago Bears	Special Teams Coord.
2013-20 Kansas City Chiefs	ST Coord. ('13-17) Asst. Head Coach/Special Teams Coord. ('18-19)



Dave Toub enters his third season as Kansas City's assistant head coach/special teams coordinator in 2020 after serving five seasons (2013-17) as the club's special teams coordinator.

Under Toub, the 2019 Chiefs special teams ranked in the top 10 in kick returns, kick return coverage and punt return coverage. Rookie WR Mecole Hardman recorded the longest kick return, scoring a touchdown on a 104-yard kickoff in the final game of the regular season against the Los Angeles Chargers. Hardman's 104-yard kickoff return touchdown ranked as the third-longest kickoff return in Chiefs history. He was named Second-Team All-Pro as a kick returner and named to his first Pro Bowl as a return specialist. In his third season, K Harrison Butker set a franchise record for most points by a kicker in a single season with 147 points. In his 15th season, P Dustin Colquitt recorded 48 punts for 2,126 yards putting his career total at 50,393 punting yards, the eighth-most in NFL history.

In 2018, the Chiefs special teams ranked in the top 10 in punt return, punt return coverage and kickoff return. K

Harrison Butker had a strong second season, making 24 of 27 kicks and P Dustin Colquitt placed 21 kicks inside the 20 yard line, moving him to third all-time in NFL history (441).

In 2017, the Chiefs led the NFL with 41 field goals, 38 of those FGs were made by rookie K Harrison Butker who exceeded expectations since joining the team in Week 4. Butker recorded a franchise record 23 consecutive FGs, ranking first in franchise history for most FGs made in a single season (38) and tied for first for the most 50-plus yard FGs in a season with four. WR/PR Tyreek Hill earned his second Pro Bowl selection, tallying 25 punt returns for 204 yards and a touchdown. P Dustin Colquitt became the second punter in franchise history to record 1,000 career punts.

Since Toub's arrival in 2013, the Chiefs have 12 special teams kick returns for touchdowns (seven punt, five kickoff), which is the most in the NFL over that span. The Chiefs took over the top mark for kick return average in NFL history in 2013 averaging 29.9 yards per return.

Special teams highlighted the Chiefs 30-0 win over the Houston Texans in the 2015 AFC Wild Card Game as RB Knile Davis returned the opening kickoff 106 yards for a touchdown. K Cairo Santos converted two 49-yard field goals and a 33-yard field goal in Houston, setting a postseason franchise record as 49 yards is the longest converted field goal in a playoff game, a record previously held by PFHOF and Chiefs Hall of Fame kicker Jan Stenerud. Santos also tied the record for most field goals in a playoff game (three) against Houston.

Prior to arriving in Kansas City, Toub's special teams units in Chicago finished in the top third of the league for eight straight seasons (2004-11) according to the Dallas Morning News ranking system, including a No. 1 overall finish in 2006 and 2007. Toub was named Special Teams Coach of the Year in 2006 as voted on by his NFL coaching peers.

Toub guided five different Bears players to eight Pro Bowl berths, including Devin Hester's three selections (2006-07 and 2010) Johnny Knox (2009), Brendon Ayanbadejo (2006-07), Robbie Gould (2006) and Corey Graham (2011).

During Toub's tenure, Chicago had an NFL-high 22 kick return TDs compiled by six different players. The Bears also added a touchdown return on two missed field goals and a 92-yard kickoff return touchdown in Super Bowl XLI. Toub helped Hester develop into the NFL's all-time leader in kick return touchdowns (17) while compiling the fifth-best punt

return average (12.1 avg.). Hester set an NFL single-season record with five kick return TDs in his rookie campaign in 2006 and surpassed that mark one year later with six kick return touchdowns.

During his stint with Philadelphia (2001-03), Toub helped Eagles special teams coordinator John Harbaugh earn 2001 NFL Special Teams Coach of the Year honors.

Toub spent 15 seasons coaching at the collegiate level, most recently at Missouri where he coached the defensive line (1998-00) after nine years (1989-97) as the school's head strength coach. Toub began his coaching career in 1986 at his alma mater, Texas-El Paso, as a graduate assistant, and one year later was named the school's head strength and conditioning coach.

Toub was selected in the ninth round of the 1985 NFL Draft by the Philadelphia Eagles as a center. He also spent time with the Los Angeles Rams in 1986. At the University of Texas-El Paso, Toub was a two-time All-WAC selection and earned two Academic All-WAC nominations (1983-84). He was a two-time team captain and was named the program's most outstanding offensive lineman during his junior and senior seasons. He began his collegiate playing career as an offensive lineman at Springfield College in Springfield, Mass. (1980-81). He earned his Bachelor's of Science and Master's of Education degrees from UTEP.

Education: University of Texas - El Paso (B.S. 1986, M.E.1988). **Born:** Ossining, N.Y. **Family:** Wife - Cheryl; Children - Shane and Nicolette.




ERIC BIENIEMY

OFFENSIVE COORDINATOR

22ND YEAR IN THE NFL

8TH YEAR WITH THE CHIEFS

92 94 08 09 16 94 19
17 18 19



BIENIEMY'S FOOTBALL CAREER

1987-90 Colorado	Tailback
1991-94 San Diego Chargers	Running Back
1995-98 Cincinnati Bengals	Running Back
1999 Philadelphia Eagles	Running Back
2000 Thomas Jefferson HS (Colo)	Asst. Coach
2001-02 Colorado	Running Backs
2003-05 UCLA	Running Backs ('03-04) Running Backs/Recruiting Coordinator ('05)
2006-10 Minnesota Vikings	Running Backs
2011-12 Colorado	Off. Coord./Running Backs
2013-20 Kansas City Chiefs	Running Backs ('13-'17) Offensive Coordinator ('18-20)



Eric Bieniemy enters his eighth season with the Kansas City Chiefs and third as offensive coordinator in 2020. Bieniemy previously served as the club's running backs coach (2013-17).

Under Bieniemy, the 2019 Chiefs offense finished in the top 10 in total yards per game (379.2), pass yards per game (281.1), yards per play (6.22) and total points scored (28.2). In his second year as the starter, QB Patrick Mahomes became the fastest QB in NFL history to reach 9,000 passing yards and 75 touchdowns, doing so in only 30 games. TE Travis Kelce became the fastest TE to reach 500 career receptions in NFL history and became the first TE in NFL history to record back-to-back 1,200 receiving yards seasons. WR Tyreek Hill became the fastest wide receiver in Chiefs history to record 4,000 career receiving yards, tallying 4,054 receiving yards in 58 games.

In his first year as offensive coordinator, Bieniemy oversaw one of the most prolific offenses in Chiefs history as the club finished 12-4, earned its third-consecutive AFC West Championship and a No.1 seed in the playoffs en

route to hosting the first AFC Championship Game in team history. QB Patrick Mahomes was named the NFL MVP as he passed for 5,097 yards and 50 touchdowns in just his first season as a starting quarterback. TE Travis Kelce ranked second among NFL tight ends with 1,336 receiving yards, and WR Tyreek Hill's 1,479 single-season receiving yards ranked first in Chiefs history.

Under Bieniemy's tutelage in 2017, the club had a 1,000-yard rusher, with the group logging a combined 1,903 yards on the season. From 2013-15, he mentored RB Jamaal Charles. In 2014, Charles recorded 1,000 yards for the fifth time in his career. Charles became the all-time leading rusher in franchise history and finished his Chiefs career with 7,260 career rushing yards. His 5.5 yards per carry average is also the best in Chiefs history. In 2013 under Bieniemy, Charles led the NFL in touchdowns (19) and first downs (104) and ranked second in yards from scrimmage (1,980 yards). He recorded the most receiving yards by a running back in Chiefs history and led the AFC in rushing (1,287 yards).

Prior to returning to the NFL coaching ranks, Bieniemy spent two seasons (2011-12) at his alma mater Colorado after coaching the running backs for five seasons with the Minnesota Vikings (2006-10). In those five seasons, the Vikings produced a 1,000-yard rusher each year while his stable of running backs broke the 100-yard mark 31 times in 80 regular season games.

In 2006, he coached Chester Taylor, who rushed for 1,216 yards; the next season, Taylor and Adrian Peterson combined for 2,185 yards (1,341 by Peterson, who was All-Pro as a rookie). Peterson set a then-Vikings record with 1,760 yards in 2008, earning the Bert Bell Award as the Pro Football Player of the Year. Overall, Peterson totaled 5,782 rushing yards and 52 touchdowns in four seasons under Bieniemy's guidance.

Bieniemy made the move to the professional ranks after three seasons as the running backs coach at UCLA (2003-05). While at UCLA, Bieniemy tutored former NFL RB Maurice Jones-Drew for three seasons. Jones-Drew earned Freshman All-America honors in 2003, rushed for 1,007 yards in 2004 and was a consensus All-America selection as a kick returner in 2005.

Following his nine-year NFL career, Bieniemy served as an assistant at Thomas Jefferson High in Denver prior to securing his first job as running backs coach with Colorado. In his first two seasons coaching the position, CU ranked in the top-10 in rushing.

He was a second-round draft pick (39th overall) of the San Diego Chargers in the 1991 NFL Draft. He enjoyed a nine-year pro career with three teams: San Diego

(1991-94), Cincinnati (1995-98) and Philadelphia (1999), where he played for Chiefs Head Coach Andy Reid. In 142 career NFL games, he rushed for 1,589 yards and 11 touchdowns while catching 146 passes for 1,223 yards. His final year with the Chargers, he played in Super Bowl XXIX.

A letterwinner from Bishop Amat High School in La Puente, Calif., Bieniemy earned second-team All-America honors in football as a senior when he rushed for 2,002 yards and 30 touchdowns.

Education: Colorado (B.A. 2001). **Born:** New Orleans. **Family:** Wife - Mia; Sons - Eric III and Elijah.



STEVE SPAGNUOLO

DEFENSIVE COORDINATOR

21ST YEAR IN THE NFL

2ND YEAR WITH THE CHIEFS



SPAGNUOLO'S FOOTBALL CAREER

1978-81	Springfield College	Wide Receiver
1982	University of Massachusetts	GA
1983	Washington Redskins	Personnel Intern
1984-86	Lafayette College (Pa.)	DL/Special Teams
1987-91	University of Connecticut	DBs ('87-89) DC/DBs ('90-91)
1992	Barcelona Dragons (WLAFL)	DL/Sp. Teams
1993-94	University of Maine	DC/Secondary
1994-95	Rutgers University	DBs
1996-97	Bowling Green University	DBs
1998	Frankfurt Galaxy	DC/Linebackers
1999-2006	Philadelphia Eagles	Def. Asst./QC ('99-00) Defensive Backs ('01-03) Linebackers ('04-06)
2007-08	New York Giants	Defensive Coordinator
2009-11	St. Louis Rams	Head Coach
2012	New Orleans Saints	Defensive Coordinator
2013-14	Baltimore Ravens	Senior Def. Asst. ('13) Asst. HC/Secondary ('14)
2015-17	New York Giants	Defensive Coordinator
2019-20	Kansas City Chiefs	Defensive Coordinator



Steve Spagnuolo enters his second season with the Chiefs as defensive coordinator in 2020.

In his first season as defense coordinator with the Chiefs, Spagnuolo oversaw a defense that ranked in the top 10 in several categories: points allowed (7th, 19.3), takeaways (T-10th, 23), red zone touchdown percentage (T-9th, 50.9), QB passer rating (5th, 80.8), yards per pass attempt (6th, 6.67) and 20-plus yard plays (T-10th, 55). In 2019, the defense logged five-consecutive games holding the opposing team to 17 points or fewer, including two-consecutive games holding the opposing team to just three points or fewer. After returning from the bye week in Week 13, the Chiefs defense held opposing teams to just 10.4

points per game for the final five games of the season. In Super Bowl LIV, Spagnuolo's defense stopped three consecutive drives allowing just 58 total yards, which gave QB Patrick Mahomes the field position to score the final 21 points, sealing a Chiefs 31-20 victory over the San Francisco 49ers. In his first season with the Chiefs, S Tyrann Mathieu recorded a team-high four interceptions and 12 passes defended. For the second-consecutive season, DT Chris Jones tallied the most sacks on the Chiefs defense with 9.0. Two members of the Chiefs 2019 defense were nominated for the Pro Bowl following the season, DT Chris Jones and DE Frank Clark. Mathieu was named First-Team All-Pro as defensive back.

Prior to joining the Chiefs, Spagnuolo served as the defensive coordinator for the New York Giants for three seasons (2015-17) and was named the Giants interim head coach for the final four weeks of the 2017 season. In 2016, the Giants fielded the NFL's most-improved defense, one that was a catalyst behind the team's 11-5 record and first postseason berth in five years. Spagnuolo's defense achieved top-10 rankings in 12 statistical categories, including a top-five ranking in eight critical statistical categories during the 2016 season: touchdowns allowed (first), red zone efficiency (first), points allowed per game (second), opposing quarterback rating (second), yards allowed per rush (second), third-down efficiency (third), completion percentage (third), and first downs allowed per game (fifth). His three years coordinating New York's defense marked his second stint in that role as he served as the Giants defensive coordinator from 2007-08. Spagnuolo's defense helped lead the Giants to a 17-14 victory over the previously undefeated New England Patriots in Super Bowl XLII following the 2007 season.

After his first stop with the Giants (2007-08), Spagnuolo was hired as head coach of the St. Louis Rams, where he spent three seasons at the helm (2009-11) and led the Rams to a six-game turnaround between 2009-10. Spagnuolo also had a stint as defensive coordinator of the New Orleans Saints (2012) where he led a unit that finished with 15 interceptions, including four that were returned for touchdowns, and forced 11 fumbles to help the Saints finish with a plus-two turnover differential. Following New Orleans he spent two seasons on the defensive staff of the Baltimore Ravens, first as a senior defensive assistant (2013) and then as assistant head coach/secondary coach (2014).

Spagnuolo broke into the NFL under Kansas City Chiefs Head Coach Andy Reid when Reid held the same position with the Philadelphia Eagles (1999-2012). Spagnuolo spent eight seasons (1999-2006) working on the defensive

coaching staff in Philadelphia under the late Jim Johnson, holding the positions of defensive assistant/quality control coach (1999-2000), defensive backs coach (2001-03) and linebackers coach (2004-06). While with the Eagles, Spagnuolo was part of four consecutive NFC East titles, reached four straight conference title games and earned a Super Bowl appearance following the 2004 season.

A native of Whitinsville, Massachusetts, he attended Grafton (Mass.) High School, where he is a member of the school's Athletic Hall of Fame. He earned a bachelor's

degree in physical education from Springfield College (Springfield, Mass.), where he was a two-year starter at wide receiver. He earned a master's degree in sports management from the University of Massachusetts. Spagnuolo and his wife Maria established The Spagnuolo Foundation to give hope to youth who otherwise may not have the opportunity to pursue and achieve their dreams.

Education: Springfield College (B.S. 1982); University of Massachusetts (M.S. 1983). **Born:** Whitinsville, Mass. **Family:** Wife - Maria.



94 95 96 97 01 02 03 04 95 19
04 06 10 16 17 18 19


RICK BURKHOLDER



VICE PRESIDENT OF SPORTS MEDICINE AND PERFORMANCE

28TH YEAR IN THE NFL

8TH YEAR WITH THE CHIEFS



BURKHOLDER'S FOOTBALL CAREER

1986	New England Patriots	Summer Intern AT
1988-90	University of Arizona	GA AT ('88-89) Asst. Athletic Trainer ('90)
1991-93	University of Pittsburgh	Asst. Athletic Trainer
1994-98	Pittsburgh Steelers	Asst. Athletic Trainer
1999-12	Philadelphia Eagles	Head Athletic Trainer
2013-20	KC Chiefs	Head Athletic Trainer ('13-17) VP of Sports Medicine & Performance ('18-20)



Known as one of the top athletic trainers in the National Football League, Rick Burkholder enters his eighth season with the Kansas City Chiefs in 2020 and his third serving as the club's Vice President of Sports Medicine and Performance. Following his promotion in 2018, he continued to oversee the athletic training staff and added the team's strength and conditioning and equipment departments to his responsibilities.

On Feb. 19, 2014, Burkholder received one of the highest honors in his profession as he was elected to a three-year term as President of the Professional Football Athletic Trainers Society (PFATS), which serves the players of the NFL, the member clubs and other members of the community, while ensuring the highest quality of health care provided to the NFL. During his term, he focused on two specific initiatives - emphasizing the need for gender equality in the NFL's athletic trainers, as well as the importance of athletic trainers at youth and high school levels.

In 2016, Burkholder was inducted into the Pennsylvania Athletic Training Hall of Fame. In back to back years, Burkholder received prestigious awards for his work in the field, earning the National Athletic Trainers' Association's Most Distinguished Athletic Trainer Award (2016), and became just the second person and first athletic trainer to

receive the NATA's President's Award, honoring his contribution to the profession (2017).

With the coronavirus pandemic forcing the adoption of new COVID-19 protocols across the National Football League, Burkholder has become the team's Infection Control Officer (ICO), a leading member of the club's Infection Response Team (IRT). As the local ICO, Burkholder was integral in the development of the club's IDER (infectious disease emergency response) plan, a document detailing how the club was adapting its operations to mitigate risk, the types of cleaning products and equipment being used, how the team is complying with state and local guidelines, as well as how team officials would handle a positive COVID-19 test or symptoms within the staff or locker room, among other topics. The plan, which is implemented on a daily basis under Burkholder's watch, was the first among all clubs to be reviewed and approved by the NFL, the NFLPA and jointly appointed infectious disease experts.

Having spent 20 years with Chiefs Head Coach Andy Reid, including 14 in Philadelphia as Reid held the same position with the Eagles (1999-2012), Burkholder became well known for his expertise in his rehabilitation programs. He and his staff were recognized by their peers following the 2010 season, being named the NFL's top training staff for the year.

Throughout his career, Burkholder has had numerous success stories rehabilitating players. In 2004, an aggressive rehabilitation program allowed WR Terrell Owens to return from a surgically-repaired ankle in seven weeks to play in Super Bowl XXXIX with the Eagles. He also helped RB Duce Staley return to the field in 2001, who suffered a severe Lis Franc sprain in his foot. The process went so well that Burkholder was published and has spoken nationally on the Lis Franc injury and its rehabilitation process. In addition, Burkholder designed a rehab program for Steelers CB Rod Woodson in 1995 after he suffered a torn ACL in the season opener. Woodson returned just four and a half months after surgery to play in Super Bowl XXX.

Burkholder has created specialized rehab programs for several Chiefs over the last seven years, including several Achilles' tendon injuries: LB Derrick Johnson (2014 & 2016), DE Mike DeVito (2014), WR Chris Conley (2017) and S Eric Berry (2017). He also played a major role in Berry's return to the field in 2015 after battling Hodgkin's lymphoma.

Burkholder has been very proactive in sports medicine, emphasizing programs that prevent and combat dehydration, asthma and lower back injuries. In Philadelphia, he was instrumental in injury prevention by modifying the team's stretching program and instituting a

torso-strengthening program known as "back school."

Before joining the Eagles training staff, he spent six seasons as an assistant athletic trainer with the Pittsburgh Steelers and three seasons as an assistant football athletic trainer at his alma mater, the University of Pittsburgh. A 1987 Pittsburgh graduate, Burkholder went on to earn his master's degree in athletic training from the University of Arizona where he spent two seasons as a graduate assistant and another as an assistant athletic trainer.

Burkholder is a certified athletic trainer and a member of the National Athletic Trainers Association, the Pennsylvania Athletic Trainers Society, in addition to his membership in PFATS. While with Philadelphia, he served as the NFC head athletic trainer representative on the PFATS executive committee.

In 2013, he was a part of a football safety clinic geared specifically for moms at The University of Kansas Health System Training Complex. He is actively involved in the Kansas City community having given educational presentations on concussions and heat and hydration as

part of The University of Kansas Health System Sports Medicine and Performance Center. Burkholder was instrumental in obtaining funding from the NFL Foundation and a matching grant from the Hunt Family Foundation with which the Chiefs and The University of Kansas Health System will provide athletic training coverage to KC United, a local youth football league currently without any medical coverage.

Burkholder first gained NFL experience serving as a summer intern with the New England Patriots training staff in 1986. He was influenced by his father, Richard, a long-time athletic trainer at Carlisle High School, and his mother, Nancy, a registered nurse. In 2003, Burkholder and his father were named distinguished alumni of Carlisle High School, and in 2013, Rick was honored with the Pennsylvania Athletic Trainers Society Distinguished Merit Award.

Education: Pittsburgh (B.S. 1987), Arizona (M.S. 1989).
Born: Carlisle, Pa. **Family:** Wife - Kristine; Children - Quinn Taylor and Carly Ann.




JOE BLEYMAIER

**PASS GAME ANALYST/
ASSISTANT QUARTERBACKS**

5TH YEAR IN
THE NFL

5TH YEAR WITH
THE CHIEFS



BLEYMAIER'S FOOTBALL CAREER

2002-05 Delaware	Wide Receiver
2006-07 Wauwatosa East	High School Asst. Coach
2007-09 Philadelphia Eagles	FB Ops./Summer Intern
2013-15 Colorado	Offensive Quality Control
2016-20 Kansas City Chiefs	Offensive QC ('16-17) Passing Game Analyst/Asst. QBs ('18-20)



Joe Bleymaier enters his fifth season with the Chiefs and third as the pass game analyst/assistant quarterbacks coach in 2020. Bleymaier served as an offensive quality control coach for two seasons (2016-17). He came to Kansas City after previously spending three seasons at the

University of Colorado as a quality control coach (2013-15).

In 2019, Bleymaier helped lead a passing game that ranked fifth in passing yards per game (281.1) and second in average gain per pass play (7.48).

In 2018, Bleymaier helped lead a passing game that featured the NFL MVP, QB Patrick Mahomes, as he threw for 5,097 yards and 50 touchdowns, which is only the second time in NFL history that a player has thrown for 5,000 yards and 50 touchdowns.

In his first four seasons, Bleymaier has helped the Chiefs to a 46-16 record, winning four straight AFC West Division Titles.

Prior to his time at Colorado, Bleymaier spent two seasons at Wauwatosa East High School in Milwaukee, Wis., while he was attending law school.

Additionally, Bleymaier spent three summers as a football operations intern with Andy Reid and the Philadelphia Eagles (2007-09) while Reid was the Head Coach and Executive Vice President of Football Operations in Philadelphia.

Bleymaier was a four-year letterman as a wide receiver at Delaware (2002-05), where he hauled in 74 career receptions for 864 yards (11.7 avg.) with 11 total offensive touchdowns. In his sophomore season, Bleymaier was a member of the Blue Hens' 15-1, I-AA National Championship team.

Education: University of Delaware (B.A., 2005; J.D. 2009). **Born:** Boise, Idaho. **Family:** Wife - Stephanie; Son - Calvin; Daughter - Hayden.



TERRY BRADDEN

DEFENSIVE QUALITY CONTROL

4TH YEAR IN THE NFL

4TH YEAR WITH THE CHIEFS



BRADDEN'S FOOTBALL CAREER

2009-11	Howard University	Quarterback
2011-13	Tuskegee University	Quarterback
2014	Florida Atlantic University	QC Special Teams
2015	Inlet Grove HS	Athletic Dir. & Head Coach
2016	Bethune Cookman	QB Graduate Asst.
2017-20	Kansas City Chiefs	Defensive Assistant ('17) Defensive Quality Control ('18-20)



Terry Bradden enters his third season as the defensive quality control coach with the Chiefs in 2020. He spent his first season with the Chiefs serving as a defensive assistant in 2017.

In 2019, Bradden primarily worked with the defensive backs. He worked with S Tyrann Mathieu who was

nominated to the AP All-Pro Team for the second time and CB Charvarius Ward who was ranked a top cornerback in the league in 2019 by Pro Football Focus.

Bradden spent the 2018 season working with the defensive line including third-year DT Chris Jones who led the team with 15.5 sacks, ranking third in the NFL behind AP's Defensive Player of the Year Aaron Donald (20.5) and All-Pro Defensive End J.J. Watt (16.0). He spent the 2017 season working closely under the tutelage of Pro Football Hall of Famer and Chiefs Hall of Famer Emmitt Thomas.

Prior to joining the Chiefs, Bradden served as a quarterback graduate assistant at Bethune Cookman University for the 2016 season. He was named to the first American Football Coaches Association top 30 under 30 class that year.

Prior to his time in Daytona Beach, Bradden spent the 2014 season at Florida Atlantic University as the quality control special teams coach before returning to his alma mater, Inlet Grove High School as the head football coach and athletic director for the 2015 season. He claimed the title of the youngest head football coach and athletic director in the state of Florida at the age of 24. Bradden played two seasons at Inlet Grove, leading the Hurricanes to consecutive Class 2A regional semifinal berths as a junior and senior (2008-09).

The Riviera Beach, Florida, native played quarterback for two seasons at Howard University (2009-11) in Washington, D.C., before transferring to Tuskegee University (2011-13), where he graduated with a degree in social work.

Education: Tuskegee University (B.S. 2014). **Born:** Riviera Beach, Fla. **Family:** Son - Christopher.



GREG CARBIN

STRENGTH AND CONDITIONING ASSISTANT

2ND YEAR IN THE NFL

2ND YEAR WITH THE CHIEFS



CARBIN'S FOOTBALL CAREER

2003-06 Missouri Western State University	DB
North Kansas City High School	Coach
2012-18 Missouri Western State University	GA ('12-13)
	Director of Sports Performance ('14-18)
2019-20 KC Chiefs	Asst. Strength & Cond.



Greg Carbin enters his second NFL season with Kansas City in 2020 as the club's strength & conditioning assistant.

Prior to working for the Chiefs, Carbin served as the director of sports performance at Missouri Western State University, where the Chiefs hold their training camp. At MWSU, Carbin developed the student-athletes' workouts, conducted the workouts during the school year and built the Griffon Strength and Conditioning program from the ground up over the last five years. He returned to MWSU after working at North Kansas City High School as a football and track coach. He began his career at MWSU as a graduate assistant in strength and conditioning.

The Jefferson City, Mo., native played defensive back at Missouri Western State University where he was a four-year letter winner (2003-06) for the Griffon football team and helped guide the Griffons to their first ever NCAA Playoff appearance in 2006. Carbin totaled 128 tackles (88 solo), five interceptions and has 35 kickoff returns for 794 yards and a 22.6 yards per return average. He was a member of the MWSU Athletic Director's Honor Roll and the MIAA Commissioner's Academic Honor Roll, as well as a member of the MWSU Student-Athlete Advisory Committee.

Education: Missouri Western State University (B.F.A. 2007), (MAsc 2016). **Born:** Jefferson City, Mo. **Family:** Wife - Marian; Children - Twin son and daughter.



TRAVIS CRITTENDEN

STRENGTH & CONDITIONING ASSISTANT

9TH YEAR IN THE NFL

8TH YEAR WITH THE CHIEFS



CRITTENDEN'S FOOTBALL CAREER

2000-03 Virginia Military Institute	Tackle
2004-07 AFL	Tackle
2007-08 CES	Director of Operations
2009-11 Stephenville (TX) HS	DL/Speed Development
2012 Philadelphia Eagles	Asst. Strength & Cond.
2013-20 Kansas City Chiefs	Asst. Strength & Cond.



Travis Crittenden enters his eighth season as an assistant strength and conditioning coach with the Kansas City Chiefs after spending the 2012 season in the same capacity for the Philadelphia Eagles.

Prior to entering the NFL, he served as the director of football operations of Competitive Edge Sports in Atlanta, Ga., where he led professional athletes through offseason training and also prepared collegiate football players for the NFL Combine and pro days, in addition to working with several international and US Olympic athletes.

Crittenden spent three seasons (2009-11) as a defensive line coach and speed development coach for Stephenville (Texas) High School. During that time, the Yellow Jackets compiled a 28-12 record and reached the Texas State quarterfinals twice.

He played football at Fork Union Military Academy (1999) before finishing his collegiate career at Virginia Military Institute (2000-03), and he went on to play four seasons (2004-07) in the AFL at both defensive end and fullback. At VMI, he majored in psychology and education and minored in English. He competed in track and field, throwing the shot put, discus, hammer and 35lb weight.

Education: Virginia Military Institute (B.A. 2003). **Born:** New Kent, Va.



BRENDAN DALY



**RUN GAME COORDINATOR/
DEFENSIVE LINE**

15TH YEAR IN
THE NFL

2ND YEAR WITH
THE CHIEFS

DALY'S FOOTBALL CAREER

1993-96	Drake	Tight End
1997	Ridgewood HS (Fla.)	Assistant
1998	Drake	Tight Ends
1999	Villanova	Tight Ends
2000	Maryland	Graduate Assistant
2001-03	Oklahoma State	Graduate Assistant ('01-02) Asst. Strength & Conditioning ('03)
2004	Illinois State	Tight Ends
2005	Villanova	Defensive Line
2006-08	Minnesota Vikings	Def. Asst/Def. Line
2009-11	St. Louis Rams	Defensive Line
2012-13	Minnesota Vikings	Defensive Line
2014-18	New England Patriots	Def. Asst. ('14) Defensive Line ('15-18)
2019-20	Kansas City Chiefs	Run Game Coord./DL



Brendan Daly begins his second season with the Kansas City Chiefs in 2020 as the club's Run Game Coordinator/Defensive Line Coach.

In his first season with the Chiefs in 2019, Daly oversaw a defensive line unit who ranked first in NFL passes defended with 16. During Week 7 the Chiefs defense tallied 9.0 sacks against the Denver Broncos with 6.0 of the 9.0

sacks coming from the defensive line (DE Alex Okafor-2.0, DE Frank Clark-2.0 & DE Emmanuel Ogbah-2.0). Daly helped DT Chris Jones and DE Frank Clark to their first Pro Bowl nominations.

Daly spent the last four seasons as the defensive line coach for the New England Patriots. In each of the the past three seasons, his defensive line was a part of a defense that was top 10 in stopping the run. He was hired in New England in 2014 as a defensive coaching assistant before being promoted to defensive line coach in 2015.

Before his time with the Patriots, Daly had two stints with the Minnesota Vikings as a defensive assistant/defensive line coach (2006-08) and defensive line coach (2012-13) and made the playoffs two times (2008, 2013). During his first tenure, the Vikings became the first team in NFL history to lead the league in rushing defense for three consecutive seasons (2006-08), holding opponents to under 75 yards rushing per game.

Daly also spent three seasons (2009-11) with Chiefs Defensive Coordinator and then-Rams Head Coach Steve Spagnuolo as the defensive line coach in St. Louis. In 2011, he coached DE Chris Long to a career-best 13.0 sacks. Under Daly's leadership in 2010, the Rams had 43.0 sacks as a team, which ranked seventh-most in the NFL.

Before breaking into the NFL ranks, Daly had multiple stops coaching in college. He was the defensive line coach at Villanova in 2005 and the tight ends coach at Illinois State in 2004. He was an assistant strength and conditioning coach at Oklahoma State in 2003 after serving as a graduate assistant from 2001-02. In 2000, Daly was a graduate assistant at Maryland after coaching tight ends at Villanova in 1999. He had his first collegiate coaching job at his alma mater, Drake University, where he coached tight ends in 1998. He began his coaching career at Ridgewood High School in New Port Richie, Fla., in 1997 after graduating from Drake, where he played tight end.

Education: Drake University (1997). **Born:** Chicago. **Family:** Wife - Keely. Son - Liam and Daughters - Ciara and Avelin.



PORTER ELLETT

OFFENSIVE QUALITY CONTROL

4TH YEAR IN THE NFL

4TH YEAR WITH THE CHIEFS



ELLETT'S FOOTBALL CAREER

2010-14	BYU	Equipment Room Attendant
2016	SMG Stadium	Graduate Assistant
2017-20	KC Chiefs	Senior Asst. to the HC ('17-19) Offensive Quality Control ('20)



Porter Ellett enters his first season as the offensive

quality control coach after serving three seasons as the Senior Assistant to the Head Coach with the Kansas City Chiefs in 2020. During his time as Senior Assistant to the Head Coach, Ellett worked closely with Head Coach Andy Reid and Offensive Coordinator Eric Bieniemy as well as assisting with the development of the quarterbacks.

Prior to his arrival, Ellett served as a graduate assistant at SMG McLane Stadium at Baylor University while pursuing his Masters in Sport Management. While pursuing his undergraduate degree at Brigham Young University, he served as an equipment room attendant for the football team.

Outside of athletics, Ellett has a long history of service work under his belt. Since 2007, he has partnered with Coolspeak as a motivational speaker and facilitator, delivering over 1,000 keynotes across the country.

Additionally, Ellett owns Camp Overcome, a youth development program that implements positive attitudes through sports. When he isn't volunteering, Ellett trains and competes in Paralympic swimming and triathlons.

Education: Brigham Young University (B.S. 2014); Baylor University (M.S. Sports Management). **Family:** Wife - Carlie; Son - Porter Brigham.



CONNOR EMBREE

DEFENSIVE ASSISTANT

2ND YEAR IN THE NFL

2ND YEAR WITH THE CHIEFS



EMBREE'S FOOTBALL CAREER

2010	UNLV	Halfback/Flanker
2011-13	University of Kansas	Halfback/Flanker
2014	Blue Valley West High School	Offensive Coord.
2015-16	University of Kansas	Graduate Assistant
2018	Fairview High School	Wide Receivers Coach
2019-20	Kansas City Chiefs	Defensive Assistant



Connor Embree enters his second season with the Kansas City Chiefs in 2020 as a Defensive Assistant.

In his first season with the Chiefs, Embree primarily worked with a linebacking group that accounted for 5.5 sacks and 275 tackles.

Before jumping to the professional ranks, he spent two seasons on Coach David Beaty's staff at the University of Kansas as a graduate assistant working with the offense and special teams.

He also spent time in the high school ranks as the offensive coordinator at Blue Valley West High School and as the wide receivers coach at Fairview High School.

Embree played halfback/flanker for the Kansas Jayhawks (2011-13). He also spent one season at the University of Nevada, Las Vegas (2010).

Education: University of Kansas (B.S. 2013). **Born:** Superior, Colorado.

MIKE FRAZIER
STATISTICAL ANALYSIS COORDINATOR

18TH YEAR IN THE NFL | **8TH YEAR WITH THE CHIEFS**

FRAZIER'S FOOTBALL CAREER

2003-12 Philadelphia Eagles Stat. Analysis Coord.
 2013-20 Kansas City Chiefs Statistical Analysis Coord.



Mike Frazier enters his eighth season as the Chiefs Statistical Analysis Coordinator in 2020. He arrived in Kansas City in 2013 after spending 10 seasons in the same role with the Philadelphia Eagles (2003-12).

In his current position, he assists Head Coach Andy Reid and the Chiefs coaching staff with player statistics and situational analysis, as well as team and league-wide trends.

Frazier joined the Eagles following his graduation from The College of Wooster in Wooster, Ohio (1999-03). While completing his undergraduate degree, Frazier held internships with Morgan Stanley (formerly Smith Barney) and Wells Fargo (formerly Wachovia). He also interned with the Philadelphia Eagles in 2002 where he worked with Reid and a number of current Chiefs assistant coaches who served on the Eagles coaching staff.

Education: The College of Wooster (B.A. 2003).
Born: Evanston, Ill. **Family:** Wife - Emily.

GIRARDI'S FOOTBALL CAREER

2007-10	Geneva College	Quarterback
2011-12	Seton Hill University	Defensive GA (DBs)
2013	Geneva College	Quarterbacks
2014-16	Northwestern	Offensive Quality Control ('14) Defensive GA (DBs) ('15-16)
2017	Lafayette College	Quarterbacks
2018-20	Kansas City Chiefs	Offensive Quality Control



David Girardi enters his third season with the Chiefs as an offensive quality control coach in 2020.

In 2019, he worked with a Chiefs offense that finished in the top 10 in total yards per game (379.2), pass yards per game (281.1), yards per play (6.22) and total points scored

(28.2).

In 2018, he helped guide the Chiefs to their first ever home AFC Championship game and an offense that was number one in the NFL in points per game (35.3), yards per game (425.6) and yards per play (6.84).

Prior to coming to Kansas City, Girardi spent the 2017 season as the quarterbacks coach at Lafayette College, coaching a true freshman that started 11 games and broke the school record for completions.

Prior to Lafayette, he was a defensive graduate assistant at Northwestern University during the 2015-16 seasons, where he helped coach the secondary and ran the offensive scout team. He served as an offensive quality control coach during his initial season at Northwestern in 2014, assisting the offensive coordinator and quarterbacks coach.

During the 2013 season, Girardi served as an assistant football coach at Geneva College where he coached the quarterbacks. The Golden Tornadoes broke numerous single-game and single-season school passing records during his time in charge of the passing game. Before Geneva College, he spent two seasons (2011-12) at Seton Hill University as a graduate assistant, focusing on the defensive secondary.

Girardi played quarterback at Geneva College from 2007 to 2010 and was named an NCCAA All-American twice. He led his team to a Victory Bowl win in 2009 and was named captain twice (2009, 2010).

Education: Geneva College (B.S. 2011), Seton Hill (M.B.A. 2013), Northwestern (M.S.A. 2016). **Born:** New Kensington, Pa.



ANDY HECK

OFFENSIVE LINE

29TH YEAR IN THE NFL

8TH YEAR WITH THE CHIEFS



HECK'S FOOTBALL CAREER

1985-88 Notre Dame	Tight End/Tackle
1989-93 Seattle Seahawks	Tackle
1994-98 Chicago Bears	Tackle
1999-00 Washington	Tackle
2001-03 University of Virginia	Grad. Asst. ('01-02) Tight Ends ('03)
2004-12 Jacksonville Jaguars	Off. Asst./Asst. OL ('04) Assistant Offensive Line ('05) Offensive Line ('06-12)
2012-20 Kansas City Chiefs	Offensive Line



Andy Heck enters his 29th year in the NFL in 2020. He begins his 17th season as an NFL coach, including his eighth as the Chiefs offensive line coach. His time in the NFL includes a 12-year career as an offensive lineman.

In 2019, Heck led an offensive line unit that finished third in the NFL in sacks allowed with 25.0 in the regular season. T Mitchell Schwartz started every game at RT, extending his current streak with the most straight starts for an offensive tackle to 128. Schwartz was named Second-Team All-Pro at right tackle.

The 2018 season featured Heck's offensive line protecting NFL MVP quarterback Patrick Mahomes who threw for 5,097 yards and 50 touchdowns, which is only the second time in NFL history. On the way to an AFC Championship berth, the offensive line only gave up 34.0 sacks (regular and post season), which ranked tied for sixth in the league. T Eric Fisher was selected to his first Pro Bowl under Heck's tutelage. Injuries marred the offensive line, but Heck was able to coach young offensive linemen Austin Reiter and Andrew Wylie to 14 combined starts. First-year OL Andrew Wylie was awarded Mack Lee Hill Award, which is annually presented to the Chiefs' top rookie or first-year player in remembrance of the late Mack Lee Hill.

During the 2017 season, Heck coached seven different starting offensive linemen with six different combinations, paving the way for the running backs group to record a combined 1,903 yards. QB Alex Smith threw for a career-high 4,042 and both Smith and Hunt made the Pro Bowl in 2017.

In 2016, the offensive line proved its versatility once again as eight different linemen filled a starting role throughout the season. Behind a Heck-coached offensive line, RB Spencer Ware had 921 rushing yards and three rushing touchdowns while RB Charcandrick West rushed for 293 yards and one touchdown.

In 2015, nine different offensive line combinations including eight different offensive linemen made up the starting lineup. Rookie Mitch Morse started all but one game at center, and T Eric Fisher solidified the left tackle spot during the club's 11-game winning streak. During the 2014 season, the line helped RBs Jamaal Charles and Knile Davis carry the scoring load for the Chiefs. The two scored 22 of the Chiefs 40 total touchdowns, which ranked first among a pair of teammates across the NFL. Additionally, Charles surpassed Priest Holmes as the Chiefs all-time leading rusher with 6,856 rushing yards. Charles' 1,033 rushing yards in 2014 was his third consecutive year over 1,000 yards and second consecutive behind Heck's line.

In 2013, Heck led Kansas City's offensive line to help Charles reach 1,287 rushing yards, enough for third-most in the NFL. T Branden Albert made his first appearance in the Pro Bowl under Heck's guidance.

Prior to joining the Chiefs staff, Heck served nine years on the Jacksonville Jaguars coaching staff as the assistant offensive line coach (2005) and offensive assistant/assistant offensive line coach (2004) before being promoted to offensive line coach (2006-12). In 2011, Jacksonville's offensive line paved the way for RB Maurice Jones-Drew to rush for 1,606 yards to earn the NFL rushing title. In 2010, the Jaguars boasted the third-ranked rushing offense in the NFL, averaging 149.7 yards per game, including a 4.7 yards per carry average to rank fifth in the league. The team racked up 2,395 rushing yards to rank as the second-most in team history at that point. In 2006 and 2007, the offensive line led the offense to the two highest single-season rushing totals in franchise history to date and two of the three lowest sack totals. The Jaguars set the single-season franchise record for rushing yards (2,541) in 2006 and allowed only 30.0 sacks, the second-fewest in team history.

Prior to Jacksonville, Heck served three seasons on the University of Virginia coaching staff, the first two seasons

as a graduate assistant and the final year as tight ends coach. He tutored All-America tight end Heath Miller, who set numerous Atlantic Coast Conference tight end records for receiving and scoring. Miller was a first-round pick of the Pittsburgh Steelers in 2005.

Heck played in the NFL for 12 seasons (1989-2000) as an offensive lineman. He finished his playing career with the Washington Redskins, where he played for two seasons. As the starting left tackle in 1999, he blocked for an offense that ranked second in the NFL. From 1994 to 1998, Heck was a five-year starter for the Chicago Bears. In 1995, he gave up no sacks as part of an offensive line that yielded the fewest sacks in the NFL. Heck was drafted in the first

round (15th overall) by the Seattle Seahawks, where he was a unanimous All-Rookie selection in 1989. A starter for all five years with the Seahawks, he played three seasons without missing a snap.

A 1989 graduate of Notre Dame, Heck was a first-team All-America selection and he co-captained the 1988 national championship team that finished 12-0. He was a tight end for his first three seasons at Notre Dame before moving to tackle in spring drills in his senior season.

Education: Notre Dame (B.A. 1989). **Born:** Fargo, N.D. **Family:** Wife - Jennifer; Children - Jonathan, Charlie, Molly and Evelyn.



ANDY HILL

ASSISTANT SPECIAL TEAMS

1ST YEAR IN THE NFL

1ST YEAR WITH THE CHIEFS



HILL'S FOOTBALL CAREER

1980-84	Missouri	Wide Receiver
1992	SMU	Volunteer GA
1992-95	Hutchinson C.C.	Off. Coord. ('92-'93)
		Head Coach ('94-'95)
1996-2019	Missouri	Wide Receivers ('96-'99)
		Co. Off. Coord./Wide Receivers ('99-00)
		Wide Receivers ('01-08)
		Receivers ('09-12)
		Assoc. HC/QBs ('13-15)
		Assoc. HC/WRs ('16-17)
2020	Kansas City Chiefs	Assoc. HC/Special Teams Coord. ('18-19)
		Asst. Special Teams

Andy Hill enters his first season with the Chiefs in 2020 as the assistant special teams coach. He previously spent 24 seasons (1996-2019) at the University of Missouri, making him the second longest tenured assistant coach in MU football history. In 2018, Hill became Mizzou's first-ever special teams coordinator, after 19 seasons working with the receivers and three seasons with the quarterbacks.

During his final season at Mizzou, Hill mentored senior Richaud Floyd who finished fourth in the country in punt return yards logging 15 punt returns for 206 yards with a 13.7 yard average.

Mizzou's 2018 Liberty Bowl appearance marked the 17th bowl game he has been part of as a player or coach with the Tigers - meaning Hill has had a hand in more than half of MU's 33-game bowl game history. In his first season as special teams coordinator in 2018, his unit produced three blocked kicks on the season, which ranked as 19th-best in

the nation, and third-best in the Southeastern Conference. The punt team's net punting average of 39.43 yards per kick ranked 27th in the NCAA in 2018, and senior P Corey Fatony ranked 16th nationally in the individual punting stats with his 44.4 average per attempt. During his time with the receivers he coached seven out of Mizzou's eight 1,000-yard receiving seasons in school history. He has spent 2013-15 coaching Mizzou's quarterbacks, including mentoring Denver Broncos QB Drew Lock as a freshman starter in 2015.

Prior to his tenure at Missouri, Hill was the head football coach at Hutchinson (Kan.) Community College (1994-95). Hutchinson went 18-6 under Hill, including a 10-2 record in 1995 when it won its first conference title since 1969 and ranked ninth in the final NJCAA national poll. He was named the conference Coach of the Year. Hill was the offensive coordinator at Hutchinson in 1992 and 1993 after serving as a graduate assistant at SMU in the spring of 1992.

Hill is a Mizzou grad who walked on the Tiger football team in 1980 and eventually earned a scholarship. He lettered in 1980, '81, '83 and '84 and played on Missouri teams that earned trips to the Liberty, Tangerine and Holiday Bowls. In his career, Hill caught 51 passes for 946 yards and scored seven touchdowns. As a senior, he caught 25 passes for 445 yards and three scores. Following his playing days at Missouri, he spent time in the training camps of the Kansas City Chiefs and Calgary Stampeders in 1985 and '86.

Education: Missouri (B.A. 1985). **Born:** Trenton, Mo. **Family:** Wife - Sarah; Children - Patricia Ryan and Andrew.



MATT HOUSE

LINEBACKERS

6TH YEAR IN THE NFL

2ND YEAR WITH THE CHIEFS



HOUSE'S FOOTBALL CAREER

2001-02 Michigan State	Graduate Assistant
2003-04 North Carolina	Defensive Assistant
2005 Gardner-Webb	Defensive Line
2005-07 Buffalo	Def. Backs/Recruiting Coord.
2008 Carolina Panthers	ST Asst./Strength & Cond.
2009-11 St. Louis Rams	QC/Asst. Linebackers
2012-14 Pittsburgh	Secondary ('12) Defensive Coordinator ('13-14)
2015 Florida International	Def. Coord./Linebackers
2016-18 Kentucky	ST Coord./Inside LBs ('16) Defensive Coord./Inside LBs ('17-18)
2019-20 Kansas City Chiefs	Linebackers



Matt House enters into his second season as linebackers coach for the Kansas City Chiefs in 2020. Before joining the Chiefs staff, House served on the University of Kentucky staff for three seasons (2016-18), the latter two as defensive coordinator/inside linebackers coach.

In 2019, House led a linebacker group that accounted for 5.5 sacks and 275 tackles. For the second-consecutive season LB Anthony Hitchens led the team in tackles tallying 88 in 2019.

House's defenses anchored a Kentucky team that reached three-straight bowl games for the first time since 2007-2009, and culminated in a 27-24 victory over Penn State in the 2019 Citrus Bowl. His 2019 defense ranked sixth in the country in scoring defense. In his first year with the Wildcats, House served as the special teams coordinator/inside linebackers coach. Under House's guidance, he led a pair of first-time starters at middle

linebacker in Courtney Love and Jordan Jones. Together, the duo combined for 185 tackles and Jones earned second-team All-SEC honors.

House spent one season as the defensive coordinator at Florida International (2015) in which his defense limited four opponents to less than 14 points and finished the season ranked 16th nationally in red zone defense. House's defense boasted five players who earned all-conference honors and four would go on to sign NFL contracts.

Before his time in Lexington and Miami, House spent time as a defensive coordinator at Pittsburgh (2012-14). House's defenses anchored a Pittsburgh team that won two bowl games in his three years on campus. House coached Pittsburgh defensive tackle Aaron Donald, who was then drafted 13th overall by the Rams in the 2014 NFL Draft and has since won NFL Defensive Player of the Year twice (2017-18) and been named to four All-Pro teams (2015-18). In his most successful season with the Panthers, his 2013 defense ranked 34th nationally in total defense.

Before his collegiate experiences, House spent four seasons in the NFL as defensive quality control/assistant linebackers coach for the St. Louis Rams (2009-11) and special teams/strength and conditioning assistant for the Carolina Panthers (2008). While in St. Louis, House worked under then-Head Coach and now-Chiefs Defensive Coordinator Steve Spagnuolo. In his season in Carolina, the Panthers went 12-4 and claimed the NFC South title and the franchise's fourth-ever playoff berth.

House's final stop of his first collegiate stint was at the University of Buffalo (2006-07), where he was the defensive backs coach and recruiting coordinator for the Bulls. During his time in Western New York, House helped the Bulls to a share of the 2007 MAC East title and helped developed All-MAC safety Davonte Shannon, who finished as the school's all-time leading tackler and signed as an NFL free agent.

House spent the 2005 season as the defensive line coach at Gardner-Webb. He coached as a defensive assistant at North Carolina (2003-04), helping UNC to the 2004 Continental Tire Bowl.

House began his coaching career at Michigan State University (2001-02) as a graduate assistant, helping the Spartans to the 2001 Silicon Valley Classic with the secondary and special teams units.

Education: Michigan State University (B.S. 2000). **Born:** Harrison, Mich. **Family:** Wife - Jessi. Children - Avery, Jackson, Jacob and Trent.



MIKE KAFKA

QUARTERBACKS/ PASS GAME COORDINATOR

10TH YEAR IN
THE NFL

4TH YEAR WITH
THE CHIEFS



KAFKA'S FOOTBALL CAREER

2006-09 Northwestern	Quarterback
2010-12 Philadelphia Eagles	Quarterback
2013 New England Patriots	Quarterback
2014 Tampa Bay Buccaneers	Quarterback
2015 Minnesota Vikings	Quarterback
2016 Northwestern	Graduate Assistant (Off.)
2017-20 Kansas City Chiefs	Offensive QC ('17) Quarterbacks ('18-19) QBs/Passing Game Coordinator ('20)



Mike Kafka enters his fourth season with the Kansas City Chiefs in 2020 and first as the quarterbacks coach/passing game coordinator.

In 2019, Kafka led a quarterback group that finished fifth in total net passing yards (4,498) and net passing yards per game (281.1).

In his first year coaching quarterbacks in 2018, Kafka guided QB Patrick Mahomes as he earned the Chiefs first NFL MVP award after he broke four Chiefs passing records and became only the second quarterback to pass for over 5,000 yards and 50 touchdowns in a season.

Kafka served as an offensive quality control coach in 2017, helping mentor rookie QB Patrick Mahomes and

assisting an offense that featured a 4,000-yard passer, 1,000-yard rusher, receiver and tight end.

Prior to joining the Chiefs, Kafka returned to his alma mater, serving as graduate assistant (offense) at Northwestern University. With Kafka's assistance, the Wildcats averaged 398.2 yards per game and 26.0 points per game, which led to a New Era Pinstripe Bowl selection where they beat No. 23 Pittsburgh, 31-24, inside Yankee Stadium.

Under Kafka's guidance, Northwestern saw numerous highlights throughout the course of the season. For the first time in NU history, senior wide receiver Austin Carr accepted the league's Richter-Howard Big Ten Receiver of the Year honor after leading the Big Ten in receptions (84), receiving yards (1,196) and touchdowns (12) during the regular season. He was also a finalist for the Biletnikoff Award.

Prior to joining the coaching ranks, Kafka enjoyed a six-year playing career in the National Football League where he primarily saw action as a backup quarterback and practice squad member with several teams. Kafka was drafted in the fourth round of the 2010 NFL Draft (122nd overall) by then-Head Coach Andy Reid and the Philadelphia Eagles. He appeared in four games throughout his career, all with the Eagles in the 2011 season.

A collegiate standout at Northwestern University, Kafka appeared in 30 games as a Wildcat, completing 408 of 637 passes (64.1 pct.) for 4,265 yards with 19 touchdowns. He set single-game records in both passing yards (532 vs. Auburn, 2010) and rushing yards by a quarterback (217 vs. Minnesota, 2008). Additionally, his 3,725 yards of total offense as a senior in 2009 still stands as the No. 2 season in program history.

A product of Chicago's St. Rita High School, Kafka earned a degree in communication studies from Northwestern.

Education: Northwestern (B.S. 2009). **Born:** Chicago. **Family:** Wife - Alli; Daughter - Ashton.



GREG LEWIS

WIDE RECEIVERS

14TH YEAR IN THE NFL

4TH YEAR WITH THE CHIEFS

03 04 06 09 17 18 19



LEWIS' FOOTBALL CAREER

1999-02 Illinois	Wide Receiver
2003-08 Philadelphia Eagles	Wide Receiver
2009-10 Minnesota Vikings	Wide Receiver
2012 San Diego State	Wide Receivers
2013 San Jose State	Wide Receivers
2014 Pittsburgh	Wide Receivers
2015 New Orleans Saints	Offensive Assistant
2016 Philadelphia Eagles	Wide Receivers
2017-20 Kansas City Chiefs	Wide Receivers



Greg Lewis enters his fourth season as a wide receivers coach with the Kansas City Chiefs in 2020. This season marks his 14th year in the NFL, with prior stops as a wide receivers coach in Philadelphia (2016) and as an offensive assistant in New Orleans (2015), preceded by an eight-year career as a wide receiver.

In 2019, Lewis mentored rookie WR Mecole Hardman who ranked first in the NFL in yards per reception among all wide receivers with at least 20 receptions (20.7). He also coached fourth-year WR Tyreek Hill who became the fastest player in franchise history to reach 4,000 career receiving yards doing so in 58 games and was nominated to his fourth Pro Bowl.

In 2018, Lewis coached third-year WR Tyreek Hill to his second consecutive 1,000-yard season with 1,479 yards and 12 touchdowns, which both ranked fourth in the NFL. Hill's 1,479 receiving yards in 2018 broke the Chiefs single-season receiving yards record previously set by WR Derrick Alexander (1,391 in 2000). He also led wide receivers Chris Conley and Demarcus Robinson to career-highs in receiving yards and touchdowns.

In 2017, Lewis coached WR Tyreek Hill, who had career highs in yards (1,183) and receiving touchdowns (8). Hill had five receptions of 55 yards or more, and 16 receptions

of 25 yards or more. Overall, the receivers combined for 2,285 yards and 12 touchdowns under Lewis' tutelage.

Lewis spent the 2016 season in Philadelphia guiding a young receiving core. The Lewis-led group of Eagles wideouts produced 1,839 receiving yards on 170 receptions (10.8 yards per catch) with eight touchdowns.

Prior to joining the Eagles, Lewis served as an offensive assistant in New Orleans, which was his first full-time coaching role in the National Football League. The 2015 Saints, led by QB Drew Brees, put together a league-leading 460 completions for 5,205 passing yards.

Prior to coaching stints in the National Football League, Lewis spent three seasons coaching in the collegiate ranks, spending time with the University of Pittsburgh (2014), San Jose State (2013) and the University of San Diego (2012).

Working with the wide receivers at Pittsburgh in 2014, Lewis tutored WR Tyler Boyd, a second-round pick by the Cincinnati Bengals in the 2016 NFL Draft. Boyd ranked second in the ACC with 1,261 yards in 2014, and left the Panthers as the school's all-time leading receiver in receptions (254), receiving yards (3,361) and finished second in all-purpose yards (5,243), earning a first-team All-ACC nod as a wide receiver.

In his one season coaching at San Jose State, senior Chandler Jones and freshman Tyler Winston, were All-Mountain West Conference honorees. Jones was a first-team selection with 79 receptions for 1,356 yards and a single-season school-record 15 touchdown catches. Jones also established a new University record for career TD receptions with 29. Despite starting only eight games, Winston was named the Mountain West Freshman of the Year. He finished 2013 with 58 receptions for 858 yards and five touchdowns. Winston led all Football Bowl Subdivision (FBS) freshmen with four games of 100 or more receiving yards.

Under Lewis' direction, four Spartans wide receivers finished the 2013 season with at least 100 career receptions. Jones and team captain Noel Grigsby completed their college careers with 248 and 237 receptions, respectively.

Lewis began his coaching career in 2012 as a wide receivers coach at the University of San Diego. The Lewis-led group of wideouts totaled 2,287 yards on 182 receptions (12.6 yards per catch) with 21 touchdowns.

Prior to coaching, Lewis enjoyed an eight-year playing career in the National Football League. Undrafted out of the University of Illinois, then-head coach Andy Reid first signed Lewis in Philadelphia where he appeared in 90 games (23 starts), logging 127 catches for 1,699 yards (13.3 yards per catch) and seven touchdowns. His time with the Eagles was


highlighted by a fourth-quarter touchdown pass in Super Bowl XXXIX.

The Chicago, Illinois, native finished his pro career in Minnesota, where he spent two seasons and appeared in 26 games (six starts), tallying 293 yards on 25 catches (11.7 yards per catch) with one touchdown. His most notable achievement in Minnesota came on one of the most dramatic finishes in Vikings history, when he made a

tightrope catch in the back of the end zone with two seconds left to lift Minnesota past the San Francisco 49ers, 27-24. Lewis would go on to share an ESPY Award for 'Best Play' with then-Vikings quarterback Brett Favre.

A standout at the University of Illinois, Lewis appeared in 44 games, logging 103 receptions for 1,456 yards (14.1 yards per catch) and 12 touchdowns.



Education: University of Illinois (B.A. 2002). **Born:** Chicago. **Family:** Married with four children.



SAM MADISON

**DEFENSIVE BACKS/
CORNERBACKS**

**14TH YEAR IN
THE NFL** | **2ND YEAR WITH
THE CHIEFS**

MADISON'S FOOTBALL CAREER

1993-96	University of Louisville	Defensive Back
1997-2005	Miami Dolphins	Cornerback
2006-08	New York Giants	Cornerback
2019-20	Kansas City Chiefs	DBs/Cornerbacks



Sam Madison enters his second NFL season as a coach with the Chiefs in 2020 as the defensive backs/cornerbacks coach.

In his first season as a coach in the NFL in 2019, Madison mentored second-year CB Charvarius Ward who finished with the lowest passer rating when targeted (67.3), the third lowest yards allowed (634) and the lowest reception percentage allowed (47.6).

Madison played cornerback in the National Football

League for 12 seasons, the first nine with the Miami Dolphins (1997-2005). Following his time in Miami, Madison played three seasons with the New York Giants (2006-08), two of which came under Chiefs Defensive Coordinator Steve Spagnuolo and all three under Defensive Backs Coach David Merritt.

Madison tallied 38 interceptions and 130 pass breakups during the course of his career. During the 1998 season, Madison intercepted a career-high eight passes for the Dolphins on their way to a Wild Card berth and a 24-17 playoff victory over the Buffalo Bills.

Madison intercepted four passes with the New York Giants during the 2007 season, helping lead the team to a victory in Super Bowl XLII against the previously undefeated New England Patriots. Madison and the Giants defense held New England's historic offense to 14 points in one of the most shocking upsets in Super Bowl history.

Madison was named to four Pro Bowls (1999-2002) and two All-Pro teams (1999-2000) during his NFL career. Following his retirement in 2008, Madison worked as a television analyst for the Miami Dolphins TV Network.

He was drafted by the Dolphins in the second round (44th overall) of the 1997 NFL Draft.

He played his college football at the University of Louisville, where he excelled at defensive back. At Louisville, he played in 40 games, intercepted 15 passes and returned one for a touchdown.

Education: University of Louisville (B.A. 1997). **Born:** Thomasville, Ga. **Family:** Married with two sons and a daughter.



COREY MATTHAEI

ASSISTANT OFFENSIVE LINE

13TH YEAR IN THE NFL

8TH YEAR WITH THE CHIEFS



MATTHAEI'S FOOTBALL CAREER

2003-06	Willamette University	Offensive Lineman
2007	Willamette University	Offensive Assistant
2008-12	Philadelphia Eagles	Coaching Asst. ('08-09) Assistant to the Head Coach ('09-12)
2013-20	Kansas City Chiefs	Offensive QC ('13-14) Asst. Quarterbacks ('15-17) Asst. Offensive Line ('18-20)



Corey Matthaei enters his eighth season with the Chiefs and third as the team's assistant offensive line coach in 2020.

In 2019, Matthaei assisted an offensive line unit that finished third in the NFL in sacks allowed with 25.0 in the regular season.

In his first year as the assistant offensive line coach, he helped lead a group that blocked for NFL MVP QB Patrick Mahomes. The offensive line only allowed 26.0 sacks in the regular season and paved the way for 1,855 yards rushing

as a team.

Prior to the 2018 season, Matthaei served as the team's assistant quarterbacks coach from 2015 to 2017. In addition to tutoring the quarterbacks, Matthaei assisted offensive line coach Andy Heck, working with the offensive line.

Before being promoted in 2015, Matthaei was an offensive quality control coach for two seasons with the team (2013-14) and spent five seasons with the Philadelphia Eagles as a coaching assistant (2008-12).

Since Matthaei's arrival in Kansas City in 2013, he assisted QB Alex Smith in owning a 65.1 completion percentage, which ranks first among all Chiefs quarterbacks with at least 700 passing attempts. Under Matthaei's guidance, Smith recorded five consecutive seasons passing for 3,000 yards since joining the franchise in 2013. Smith became the franchise's all-time leading rusher among QBs after the 2017 season (1,672 yards).

In 2013, Matthaei assisted an offensive staff that propelled the Chiefs to the single best season turnaround in franchise history, winning 11 games after a 2-14 season.

Prior to his move to Kansas City, Matthaei served three seasons under Chiefs Head Coach Andy Reid with the Philadelphia Eagles as the assistant to the head coach from 2010-12 after completing two seasons with the Eagles as a coaching assistant (2008-09). He spent 2006-07 as Philadelphia's football operations assistant for training camp.

Before embarking on his NFL career, Matthaei played on the offensive line at Willamette University in Salem, Ore., (2003-06). Upon graduating, he spent one season as the offensive assistant at his alma mater.

Education: Willamette University (B.A. 2007). **Born:** Fircrest, Wash. **Family:** Wife - Cari; Children - Taylor, Brayden and Kacey.



DELAND MCCULLOUGH

RUNNING BACKS

5TH YEAR IN THE NFL

3RD YEAR WITH THE CHIEFS



MCCULLOUGH'S FOOTBALL CAREER

1991-95	Miami (Ohio)	Running Back
1996-97	Cincinnati Bengals	Running Back
1997	Philadelphia Eagles	Running Back
1998-99	Winnipeg Blue Bombers	Running Back
2001	Chicago Enforcers (XFL)	Running Back
2001-2010	Harmony Comm. HS	Head Coach ('01-04) Athletic Director ('02-09) Principal ('04-10)
2010	Miami (Ohio)	Quality Control
2011-16	Indiana	Running Backs
2017	USC	Running Backs
2018-20	Kansas City Chiefs	Running Backs



Deland McCullough enters his third year with the Chiefs as the running backs coach in 2020.

In 2019, McCullough led a running back by committee attack. The Chiefs rushed for 1,569 yards and 16 touchdowns as a team. RB Damien Williams tied for longest and for the fourth-longest touchdown runs from scrimmage in 2019, scoring a 91-yard touchdown against the Minnesota Vikings in Week 9 and an 84-yard touchdown in

Week 17 against the Los Angeles Chargers.

In 2018, the Chiefs rushed for 1,855 yards and 16 touchdowns as a team. He also helped fifth-year RB Damien Williams become a breakout star late in the season. Over the last four games of the season, Williams rushed for 217 yards and four touchdowns with 135 receiving yards and two receiving touchdowns. Williams went on to score four touchdowns in the postseason, the most by any Chiefs player in franchise history, under McCullough's leadership.

McCullough joined the Chiefs after spending the 2017 season as USC's running backs coach/run game coordinator. Prior to USC, he spent six years at Indiana University as the running backs coach. During his seven years in college football, McCullough coached seven 1,000+ total yard running backs and five consecutive 1,000+ yard rushers. His running backs were recognized as All-Conference nine times and two were All-American.

He mentored NFL running backs Stephen Houston, Tevin Coleman, Jordan Howard, Devine Redding and Ronald Jones.

Prior to entering college coaching, McCullough served initially as a High School Head Football Coach/Teacher (2001-2004), Athletic Director (2002-2009), then Principal (2004-2010) at Harmony Community High School. He earned a Masters of Education in instructional design at American Intercontinental University and still holds Principals Certification in Educational Leadership.

A native of Youngstown, Ohio, McCullough attended Miami (Ohio) and graduated in 1996 as the all-time leading rusher for the Redhawks and the Mid-American Conference. He went on to play for the Cincinnati Bengals and Philadelphia Eagles for two seasons (1996-97), before joining the CFL's Winnipeg Blue Bombers for two seasons (1998-99) and the XFL's Chicago Enforcers for one season (2001).

Education: Miami (Ohio) (B.A. 1996, M.Ed. 2004). **Born:** Youngstown, Ohio. **Family:** Wife - Darnell; Sons - Deland II, Dasan, Daeh and Diem.



TOM MELVIN

TIGHT ENDS

21ST YEAR IN THE NFL

7TH YEAR WITH THE CHIEFS



MELVIN'S FOOTBALL CAREER

1982-83 San Francisco State	Offensive Lineman
1984-85 San Francisco State	Graduate Assistant
1986-97 Northern Arizona	RB/OL/TE
1988-90 UC Santa Barbara	Off. Coord./ OL
1999-12 Philadelphia Eagles	Off. Asst./QC ('99-01) Tight Ends ('02-12)
2013-20 Kansas City Chiefs	Tight Ends



Tom Melvin enters his eighth season as Kansas City's tight ends coach and his 22nd season as an NFL coach in 2020.

For the fourth-straight year, Melvin's coaching helped TE Travis Kelce record over 1,000 yards. Kelce became the first tight end in NFL history to record four-consecutive seasons with 1,000+ receiving yards. He also became the first tight end in NFL history to record back-to-back 1,200+ yard receiving seasons. In the game against the Chicago Bears Kelce finished the game with 504-career reception becoming the fastest tight end in NFL history to record 500-career receptions, doing so in just 95 games played.

In 2018 under Melvin's tutelage, Kelce earned his fourth Pro Bowl nomination and briefly broke the NFL record for receiving yards by a tight end (1,336) and now ranks second all-time (George Kittle, 2018). Kelce was a key component to QB Patrick Mahomes throwing for 5,097 yards and 50 touchdowns and winning the NFL MVP.

Under Melvin's leadership, TE Travis Kelce had another Pro Bowl year in 2017, recording 83 receptions, 1,038 yards and a career-high eight touchdowns. After two straight 1,000-yard and 80-catch seasons, he continues to solidify himself as one of the elite tight ends in the National

Football League.

Melvin has mentored well-rounded tight ends including the development of TE Demetrius Harris. Harris entered the league in 2013 as an undrafted free agent, spending the season on the club's practice squad after playing college basketball at UW-Milwaukee. In 2017, he recorded 18 catches for 224 yards and one touchdown.

Prior to joining the Chiefs in 2013, Melvin spent 14 seasons on the offensive coaching staff in Philadelphia, including the last 11 years of his tenure as the Eagles tight ends coach. Prior to being elevated to tight ends coach, Melvin was the club's offensive assistant/quality control coach.

In his time overseeing the tight ends in Philadelphia, Melvin played a key role in the development of Brent Celek, who caught 280 passes for 3,472 yards and 20 touchdowns in his six-year career playing for Melvin and the Eagles. Celek ranked second on the Eagles squad for the second straight season with 57 receptions after hauling in 62 in 2011. He had 684 receiving yards in 2012 after registering 811 yards in 2011 with six touchdowns in the past two seasons.

In 2011, Celek topped all NFL tight ends with an average of 8.1 yards after the catch. Celek turned in one of the finest seasons ever by an Eagles tight end in 2009 with 76 receptions for 971 yards and eight touchdowns.

Melvin joined the Eagles after an eight-year stint at Occidental College, where he served as the school's offensive coordinator and offensive line coach. In 1993, he led the Tigers to a then-school record 326 points and 2,526 rushing yards on the way to an 8-1 record. Prior to his time at Occidental, he served as the offensive coordinator/offensive line coach at the University of California—Santa Barbara. At UCSB, Melvin directed the nation's fifth-ranked offense in 1989 while coaching five All-America selections.

From 1982-83, Melvin played on the offensive line at San Francisco State University. During the 1983 season, his position coach at SFSU was current Chiefs Head Coach Andy Reid.

Following his playing career at San Francisco State, Melvin began his coaching career as a graduate assistant at his alma mater, serving on the same staff with Reid. He then moved on to Northern Arizona, where he mentored TE Shawn Collins, a first-round draft pick of Atlanta in the 1989 NFL Draft.

Melvin attended Cubberley High School in Palo Alto,

Calif. Today, he holds a bachelor's degree in physical education from San Francisco State and a master's degree in educational administration from Northern Arizona.

Melvin's cousin, Bob Melvin, is a former major league catcher and current manager of the Oakland Athletics.

Education: San Francisco State University (B.A. 1984, M.E. 1987). **Born:** Redwood City, Calif. **Family:** Wife - Kathy; Children - Justin, Joshua, J.T., Heather; Granddaughter - Haylee.



DAVE MERRITT

DEFENSIVE BACKS

23RD YEAR IN THE NFL

2ND YEAR WITH THE CHIEFS



MERRITT'S FOOTBALL CAREER

1989-92	NC State	Linebacker
1993	Miami Dolphins	Linebacker
1993-96	Phoenix/Arizona Cardinals	Linebacker
1997	Rhein Fire (NFL Europe)	Linebacker
1997	UT-Chattanooga	Outside Linebackers
1998-2000	VMI	Def. Ends/Outside LBs ('98) Defensive Line ('99-00)
2001-03	New York Jets	Def. Assistant/Linebackers
2004-17	New York Giants	Def. Assistant/QC ('04) Def. Assistant ('05) Secondary/Safeties ('06-17)
2018	Arizona Cardinals	Defensive Backs
2019-20	Kansas City Chiefs	Defensive Backs



Dave Merritt enters his second season with the Kansas City Chiefs in 2020 as the defensive backs coach.

In 2019, Merritt helped coach S Tyrann Mathieu to an AP All-Pro Team Nomination. Mathieu ranked third in the NFL in passes defended amongst safeties with 12, adding 75 tackles (63 solo), four interceptions, and 2.0 sacks.

Merritt joined Kansas City after spending the 2018 season with the defensive backs at the Arizona Cardinals,

where he coached CB Patrick Peterson to his eighth career Pro Bowl. Before the Cardinals, he spent 14 seasons with the New York Giants as defensive assistant (2004-2005) and secondary/safeties coach (2006-2017). Merritt worked there with the Chiefs current Defensive Coordinator Steve Spagnuolo, where they led a defense that helped win Super Bowl XLII. He also went on to win Super Bowl XLVI, both teams under Head Coach Tom Coughlin.

With the Giants, he coached multiple Pro Bowlers: All-Pro S Antrel Rolle, S Landon Collins, CB Dominique Rodgers-Cromartie, and CB Janoris Jenkins; Collins and Rolle both leading tacklers. During his tenure with the secondary/safeties, the Giants backfield recorded 198 interceptions, which was tied for sixth in the NFL during that time frame.

His coaching career in the NFL began as defensive assistant/linebacker coach for three seasons with the New York Jets (2001-2003) under Head Coach Herm Edwards and Defensive Coordinator Ted Cottrell. Prior to the Jets, he had 2 stops at the collegiate level, outside linebacker coach at Tennessee-Chattanooga (1997) and the same position along with defensive ends and defensive line at Virginia Military Institute (1998-2000).

While earning his Political Science degree, Merritt was a linebacker for the North Carolina State Wolfpack (1989-1992) and was named first team All-ACC (1992) after leading the conference in tackles. He was then drafted by the Miami Dolphins in the seventh round (1993), and also played three seasons for the Arizona Cardinals. In his last season before transitioning to coaching, he played for NFL Europe's Dusseldorf Rheinfire, who competed in the World Bowl Championship that year (1997).

A standout player from Millbrook High School in Raleigh, North Carolina, he was inducted to the school's first Hall of Fame class (2012).

Education: North Carolina State (1994). **Born:** Raleigh, N.C. **Family:** Wife - Yolonda; Sons - David Jr., Devin, Dawson and Daughters - Drayah and Kiki.



BRITT REID

LINEBACKERS/ OUTSIDE LINEBACKERS

8TH YEAR IN
THE NFL

8TH YEAR WITH
THE CHIEFS



REID'S FOOTBALL CAREER

2009	St. Joseph's Prep	Asst. Offensive Line
2010-12	Temple University	Student Asst. ('10-11) Graduate Assistant ('12)
2013-20	Kansas City Chiefs	Quality Control ('13-14) Asst. Defensive Line ('15) Defensive Line ('16-18) Linebackers/Outside LBs ('19-20)



Britt Reid enters his eighth season with the Chiefs in 2020 and his second as the linebackers/outside linebackers coach. Reid spent six seasons as the defensive line coach (2016-18), assistant defensive line coach (2015) and defensive quality control coach (2013-14). Prior to joining the Chiefs, Reid spent three seasons (2010-12) at Temple University as a graduate assistant working with the offense.

In 2019, Reid assisted a linebacker group that accounted for 5.5 sacks and 275 tackles.

During the 2018 season, Reid led a defensive line who ranked tied-first in the NFL with 52.0 sacks with the Pittsburgh Steelers. Third-year DL Chris Jones led the team with 15.5 sacks and ranked third in the NFL behind AP's Defensive Player of the Year Aaron Donald (20.5) and All-Pro Defensive End J.J. Watt (16.0). Jones also became the first player in NFL history to record at least one sack in 11 consecutive games from Weeks 5-16. He was named the

AFC Defensive Player of the Month after tallying a league-leading 5.0 sacks in three November games. Eighth-year DL Allen Bailey had a career-high 6.0 sacks, 10 quarterback hits and four forced fumbles during the 2018 season.

During the 2017 season, Chiefs newcomer DT Bennie Logan led the defensive line with 52 tackles ranking fifth in Kansas City's defense. Second-year DL Chris Jones continued to grow tallying a career-high 6.5 sacks and four forced fumbles. Jones was named the AFC Defensive Player of the Week after recording four tackles, 3.0 sacks, two forced fumbles and his first-career interception during the Week 2 match-up against the Philadelphia Eagles.

In 2016, the Chiefs defensive line showed continued success as 11 Chiefs combined to register 28.0 sacks (-162 yards) and 67.0 tackles for loss. Reid played a key role in the development of rookie Chris Jones. Jones appeared in 16 games (11 starts), logging 28 tackles, 2.0 sacks, four passes defended and four tackles for loss. Jones was additionally voted to the 2016 All-Rookie team by the Pro Football Writers of America (PFWA). Additionally, Reid helped guide second-year DL Rakeem Nunez-Roches into an every-game role. Nunez-Roches appeared in the Chiefs final 11 regular-season contests in addition to the Divisional Playoff game. Nunez-Roches totaled 24 tackles, 1.0 sack and three quarterback hurries. The 2015 season saw four different players start at multiple positions along the defensive line. The Kansas City defensive line tallied 14.0 sacks and 27 tackles for loss under Reid's watch.

Prior to his graduation, Reid served as a student assistant for the Temple football program for two seasons assisting the offense. Reid also spent two years (2011-12) working the Steve Addazio football camp. In 2009, he was a training camp coordinator intern for the Philadelphia Eagles, and in 2008, he was an assistant offensive line coach at St. Joseph's Preparatory in Philadelphia.

Reid has a bachelor's degree in communications from Temple University. He played football at Harriton High School and was a captain for three seasons. He played in the East-West All-Star Game as a senior.

Education: Temple University (B.A. 2012). **Born:** San Francisco, Calif. **Family:** Wife - Kristen. Son - Maverick and Daughters - Somers and Saylor.



RYAN REYNOLDS

ASSISTANT STRENGTH & CONDITIONING/
SPORT SCIENCE

5TH YEAR IN
THE NFL

5TH YEAR WITH
THE CHIEFS



REYNOLDS' FOOTBALL CAREER

2005	Iowa	Strength and Conditioning Intern
2006-08	Arizona State	Sports Performance Grad. Asst.
2008	Louisville	Asst. Sports Performance Coach
2008-12	Arizona State	Asst. Sports Perf. ('08-09) Asst. Coach Sports Performance ('09-12)
2012-16	UCLA	Asst. Strength & Conditioning
2016-20	KC Chiefs	Asst. Str. & Cond./Sport Science



Ryan Reynolds enters his fifth NFL season with Kansas City in 2020 as the club's strength & conditioning assistant with a focus on sports science.

Prior to working for the Chiefs, Reynolds served as the assistant strength & conditioning coach for the UCLA Bruins football team for four seasons (2012-16). He also spent time with Arizona State University's football program as an assistant coach focusing on sports performance (2008-12) and as a sports performance graduate assistant for the university's basketball and football teams (2006-08). Between his time as a graduate assistant and an assistant coach at ASU, Reynolds spent time as a sports performance assistant for the University of Louisville's football team (2008).

Reynolds got his start as an intern for the University of Iowa, focusing on men's basketball, Olympic sports and football strength & conditioning (2001-06).

Reynolds graduated with a Bachelor's in exercise science from the University of Iowa in 2005, and received a Master of Education from Arizona State University in 2007.

Education: University of Iowa (B.S. 2005), Arizona State University (M.Ed. 2007). **Born:** Fulton, Ill.



BARRY RUBIN

STRENGTH & CONDITIONING

24TH YEAR IN THE NFL

8TH YEAR WITH THE CHIEFS



RUBIN'S FOOTBALL CAREER

1976-77 Louisiana State	Running Back/Punter
1978-80 Northwestern (La) State	Tight End/Punter
1982-83 Northeast Louisiana	Strength Coach
1984-85 Louisiana State	Strength & Cond.
1987-90 Northeast Louisiana	Strength Coach
1994 Northeast Louisiana	Strength Coach
1995-05 Green Bay Packers	Asst. S & C ('95-98) Strength & Cond. ('99-05)
2008-12 Philadelphia Eagles	Asst. S & C ('08-09) Strength & Cond. ('10-12)
2013-20 Kansas City Chiefs	Strength & Cond.



Barry Rubin enters his eighth season as the Chiefs strength and conditioning coach in 2020. Rubin has played a critical role during his previous seven seasons with the

club, implementing and maintaining a strength and conditioning program throughout the year that prepared the team for seven consecutive winning seasons including a 12-4 record in 2019, earning the club its first back-to-back-to-back AFC West Division Championships in franchise history.

He joined the Chiefs after serving the previous three seasons in the same capacity with the Philadelphia Eagles (2010-12).

Prior to being promoted to the Eagles Head Strength and Conditioning Coach in 2010, he was an assistant for two years (2008-09).

Before his move to Philadelphia, he spent seven years as the head strength and conditioning coach (1999-2005) and four years as an assistant for the Green Bay Packers (1995-98).

During his tenure in Green Bay, the Packers earned six division titles, two NFC championship titles and a Super Bowl XXXI victory under Head Coach Mike Holmgren. He also served as a strength coach at Northeast Louisiana (1982-83, 1987-90 and 1994) and LSU (1984-85).

Rubin was inducted into the Northwestern (La.) State Hall of Fame in 2014, where he played with former Chiefs great Joe Delaney, and the USA Strength and Conditioning Coaches Hall of Fame in 2003.

He played tight end and punter at Northwestern State from 1978-80 after serving as a running back and punter at LSU from 1976-77.

Education: Northwestern (La.) State (B.A. 1981). **Born:** Monroe, La. **Family:** Wife - Nicole; Daughter - Daley, who will be attending the University of Arkansas this fall.



ALEX WHITTINGHAM

DEFENSIVE QUALITY CONTROL

3RD YEAR IN THE NFL | **3RD YEAR WITH THE CHIEFS**



WHITTINGHAM'S FOOTBALL CAREER

2013-17 University of Utah Linebacker
 2018-20 Kansas City Chiefs Defensive Assistant ('18)
 Defensive Quality Control ('19-20)



Alex Whittingham enters his third season with Kansas City in 2020 and second as a defensive quality control coach after serving as a defensive assistant for the 2018

season. In 2019, Whittingham worked with the defensive line including Pro Bowl DT Chris Jones and DE Frank Clark who were ranked first and second on the team in sacks with 9.0 and 8.0, respectively.

During the 2018 season, Whittingham worked closely with the outside linebackers including Pro Bowl selection fifth-year LB Dee Ford who was tied-first in the NFL with seven forced fumbles with All-Pro DE J.J. Watt and had a career-high 13.0 sacks.

The Salt Lake City native was a walk on for the Utes earning four letters (2013-17) appearing in 44 games. During the 2017 season, he handled short snaps for the entire season and long snaps for the first four games, and was also a member of the kick return team. He was a three-time honorable mention Pac-12 All-Academic selection. While at Utah, Whittingham played under his father, Kyle, who served as the Utes head coach and his uncle, Freddie Whittingham, who served as the tight ends coach.

Prior to attending Utah, Whittingham spent two years (Oct. 2011-Oct. 2013) after high school serving as a missionary for the LDS church in Auckland, New Zealand.

Education: University of Utah (B.S. 2017). **Hometown:** Salt Lake City. **Family:** Wife - Gabi.



DAN WILLIAMS

ASSISTANT TO THE HEAD COACH

1ST YEAR IN THE NFL | **1ST YEAR WITH THE CHIEFS**



WILLIAMS' FOOTBALL CAREER

2015-18 Stevenson University	Quarterback
2019-20 Kansas City Chiefs	Coaching Intern ('19) Assistant to the HC ('20)



Dan Williams enters his first season as the Assistant to the Head Coach with the Kansas City Chiefs in 2020. Williams served as a coaching intern for the Chiefs in 2019 working closely with the quarterbacks and tight

ends. During his time as Assistant to the Head Coach, Williams will work directly with Head Coach Andy Reid in organizing the day-to-day operations of the team. His responsibilities include overseeing player and staff communications with the head coach and managing the football calendar, which includes the offseason program, mini-camp and in-season schedules.

Prior to joining the Chiefs, Williams served as coaching intern with Stevenson University where he assisted with the offensive skill positions during meetings and practice.

The Sicklerville, N.J. native spent four seasons (2015-18) at Stevenson University where he served as the starting quarterback and team captain. Williams left the Mustangs as the school's all-time leader in career completions (277), attempts (449), completion percentage (64%), passing yards (7,139) and passing touchdowns (61).

Williams' father, Ted Williams, spent 20 years on the Philadelphia Eagles coaching staff working with the tight ends (1995-96; 2013-14) and running backs (1997-2012). He also spent two years as a pro scout with the Eagles in 2015-16. Ted Williams spent 14 seasons under Chiefs Head Coach Andy Reid while he was the head coach of the Philadelphia Eagles (1999-2012).

Education: Stevenson University (B.S. 2018; M.Comm. 2019). **Hometown:** Sicklerville, N.J.



**MIKE
BORGONZI**

**DIRECTOR OF FOOTBALL
OPERATIONS**

12TH YEAR IN
THE NFL

12TH YEAR WITH
THE CHIEFS



BORGONZI'S FOOTBALL CAREER

1998-01 Brown	Fullback
2002 Amherst College	Tight Ends
2007-08 Boston College	Asst. Recruiting Coordinator
2009-20 KC Chiefs	College Scouting Admin. ('09)
	Manager of Football Ops ('10)
	Pro Personnel Scout ('11-13)
	Asst. Director of Pro Scouting ('13-14)
	Co-Director of Player Personnel ('15-16)
	Director of Player Personnel ('17)
	Director of Football Operations ('18-20)

Mike Borgonzi begins his 12th season with Kansas City in 2020 and third season as Director of Football Operations after serving a season as the Director of Player Personnel (2017).

Borgonzi was promoted to Director of Player Personnel in 2017 after serving two seasons as the Co-Director of Player Personnel (2015-16). He served as the club's Assistant Director of Pro Scouting (2013-14) and as the club's Pro Personnel Scout (2011-12) where he assisted the personnel department with the scouting of all current

players with professional playing experience as well as the scouting of future Chiefs opponents.

In 2010, he served as the Manager of Football Operations where he coordinated all the team's logistics, managed day-to-day football operations and wrote player evaluation reports on a weekly basis for the club's advance scouting.

In 2009, Borgonzi served as the team's college scouting administrator. Prior to joining the Chiefs, he served two seasons as the Assistant Recruiting Coordinator at Boston College (2007-08). Prior to a stint in the financial sector, he served as a tight ends coach at Amherst College in 2002.

The Everett, Mass., native had a tryout with the Buffalo Bills in 2002 and attended training camp with the Green Bay Blizzard of Arena Football 2 in 2003 before an injury forced his retirement. He was a four-year starter as a fullback at Brown University, earning All-Ivy League honors three times.

Education: Brown (B.A. 2002). **Family:** Wife - Jill; Son, Joseph; Daughter, Nina.



TIM TERRY

DIRECTOR OF PRO PERSONNEL

17TH YEAR IN THE NFL

4TH YEAR WITH THE CHIEFS



TERRY'S FOOTBALL CAREER

1993-96 Temple	Defensive Lineman
1997-98 Cincinnati Bengals	Linebacker
1999 Hamilton Tiger-Cats	Linebacker
2000-03 Seattle Seahawks	Linebacker
2005-16 GB Packers	Pro Personnel Asst. ('05-07) Assistant Director of Pro Personnel ('08-16)
2017-20 Kansas City Chiefs	Director of Pro Personnel

Tim Terry enters his fourth season with the Kansas City Chiefs in 2020 as the club's director of pro personnel. Terry's primary duties are scouting professional prospects in the NFL, CFL and Arena Football League. He also is involved with in-season advance scouting of upcoming Chiefs opponents.

Prior to his arrival in Kansas City, Terry spent 13 seasons in the Packers' pro personnel department, most recently serving as Green Bay's assistant director of pro personnel.

In 2008, Terry was named assistant director of pro personnel after serving as a pro personnel assistant the previous three years. During the 2007 season, he continued to work in the personnel department while also serving as the director of player development.

Terry originally entered the NFL as an undrafted free agent out of Temple with the Cincinnati Bengals in 1997. As a rookie, he saw action in five games, logging three stops and five special teams tackles. Terry spent the 1998 season on the team's practice squad.

In 1999, he went to camp with the Kansas City Chiefs, but was released and subsequently signed with the

Hamilton Tiger-Cats of the CFL, helping that club to a Grey Cup championship.

Terry then joined the Seattle Seahawks' practice squad in early 2000 before being signed to the active roster, playing in six games, collecting two special teams stops and forcing a fumble on a kickoff return.

Terry saw action in all 16 games for Seattle each of the following two seasons (2001-02), with his best professional campaign coming in 2002, when he took over as a starter for the final eight games after LB Chad Brown (broken foot) was lost to injury. That year, Terry posted a career-high 42 tackles, including 1.0 sack, one pass defensed, one forced fumble and one fumble recovery.

He was released by the Seahawks during training camp in 2003. His NFL career included 43 games played (eight starts), 55 tackles, 3.5 sacks and 19 special teams stops.

At Temple, Terry played in all 44 games (43 starts) as a defensive lineman during his four seasons at Temple, finishing his career with 208 tackles. Terry graduated with a degree in political science and a minor in African-American studies. He obtained his master's degree in management at the University of Wisconsin-Green Bay in the winter of 2011. Terry was also a recipient of The Network Journal's 40 Under Forty achievement award in 2012.

An all-state selection at Hempstead (N.Y.) High School, he also lettered in track, basketball and lacrosse.

Education: Temple (B.S. 1997), University of Wisconsin-Green Bay (M.S. 2011). **Family:** Wife - Andrea; Children - Zoe, Timothy II, Jayden and Tyson.

10 13 17 18 19 17 19

MIKE BRADWAY

ASSISTANT DIRECTOR OF PLAYER PERSONNEL

13TH YEAR IN THE NFL | **3RD YEAR WITH THE CHIEFS**

BRADWAY'S FOOTBALL CAREER

2004-07 Villanova University	Tight End
2008-17 Philadelphia Eagles	Coll. Scout Asst. ('08-09) College Scouting Coord. ('10) Northeast Area Scout ('11-12) Eastern Regional Scout ('13) Asst. Dir. of College Scouting ('14) Southwest Area Scout ('15) Asst. Dir. of College Scouting ('16-17)
2018-20 KC Chiefs	Asst. Dir. of Player Personnel

Mike Bradway enters his third season as Assistant Director of Player Personnel with the Kansas City Chiefs in 2020. Prior to his time with the Chiefs, Bradway spent 10 seasons with the Philadelphia Eagles in various positions. Most recently he held the title of Assistant Director of

College Scouting with the Eagles (2016-17). He also held the same title with the team in 2014.

During his tenure with the Eagles, Bradway served as the southwest area scout (2015), eastern regional scout (2013), northeast area scout (2011-12), college scouting coordinator (2010) and the college scouting assistant (2008-09).

A former tight end out of Villanova University, Bradway played four years (2004-07) before graduating in 2008 with a degree in sociology. The Leawood, Kan., native is the son of longtime NFL personnel executive Terry Bradway, who is currently a senior scout with the Miami Dolphins.

Education: Villanova (B.A. 2008). **Family:** Wife - Julie; Children - Griffin, Mason, Cooper and Bodie.



RYAN POLES

ASSISTANT DIRECTOR OF
PLAYER PERSONNEL

12TH YEAR IN
THE NFL

12TH YEAR WITH
THE CHIEFS



POLES' FOOTBALL CAREER

2003-07 Boston College	Offensive Tackle
2008-09 Boston College	Recruiting Assistant
2009-20 Kansas City Chiefs	Player Personnel Asst. ('09)
	College Scouting Administrator ('10-12)
	College Scouting Coordinator ('13-16)
	Director of College Scouting ('17)
	Assistant Director of Player Personnel ('18-20)

Ryan Poles enters his 12th season with the Kansas City Chiefs in 2020. He begins his third season as the club's Assistant Director of Player Personnel (2018-20), following a season as the Director of College Scouting (2017), four seasons as the College Scouting Coordinator (2013-16) and three seasons as the College Scouting Administrator (2010-12). Poles originally joined the Chiefs in 2009 as the team's Player Personnel Assistant.

Poles oversees all aspects of the scouting of college football players across the country, assists in the pro process and prepares for Free Agency, in addition to assisting General Manager Brett Veach with the

coordination of the NFL Draft and overseeing the team's out-of-town area scouts.

Prior to joining the Chiefs, Poles served as a Recruiting Assistant for his alma mater, Boston College (2008-09), after signing with the Chicago Bears as an undrafted free agent in 2008.

The Canandaigua, N.Y., native played offensive tackle for five seasons for the Eagles (2003-07), protecting current Atlanta Falcons QB Matt Ryan. At Boston College, he played alongside Chiefs National Scout Trey Koziol, who was a tight end for the Eagles. Poles was honored with the Paul Cavanaugh Award in 2007 as the student-athlete with total commitment to football both on and off the field and for his dedication to volunteerism, ethics and community. He played his prep football at Canandaigua Academy in Canandaigua, N.Y.

Poles was named to the 21st class of Ingram's Magazine 40 Under 40 list in 2019.

Education: Boston College (2007). **Family:** Wife - Katie; Children - Mason and Jordyn.



BRANDT TILIS

**DIRECTOR OF FOOTBALL
ADMINISTRATION**

14TH YEAR IN
THE NFL

11TH YEAR WITH
THE CHIEFS



TILIS' FOOTBALL CAREER

2004-06 Oakland Raiders	Football Operations Intern
2007-09 NFL Manag. Council	Labor Oper. Intern ('07)
		Labor Operations Coordinator ('08-09)
2010-20 KC Chiefs	Salary Cap/Contract Analyst ('10-13)
		Dir. Salary Cap & FB Ops. Analytics ('14-16)
		Director of Football Administration ('17-20)

Brandt Tilis begins his 11th season with the Chiefs in 2020 and fourth as Director of Football Administration. Previously, he spent three seasons as Director of Salary Cap & Football Operations Analytics, after originally joining the club in 2010 as a Salary Cap/Contract Analyst.

Tilis works directly with General Manager Brett Veach on managing the salary cap and complying with the NFL's Collective Bargaining Agreement while also serving as the

club's lead player contract negotiator and overseeing Analytics efforts for the Player Personnel Department.

Prior to joining the Chiefs, Tilis spent three seasons in the Labor Operations Department for the National Football League Management Council (2007-09). While at the league office, Tilis served as Labor Operations Coordinator (2008-09) after originally joining the NFL Management Council as a Labor Operations Intern (2007).

The Dallas, Texas, native graduated in 2007 from the University of Rochester with two degrees in economics and statistics, including a special citation in finance. He spent three summers (2004-06) as a Football Operations Intern for the Oakland Raiders before joining the NFL office.

Education: University of Rochester (B.A. 2007).

Family: Wife - Elizabeth; Daughters - Samantha and Brooklyn.




CHRIS SHEA

FOOTBALL OPERATIONS COUNSEL & PERSONNEL EXECUTIVE

22ND YEAR IN
THE NFL

4TH YEAR WITH
THE CHIEFS



SHEA'S FOOTBALL CAREER

1992-96 Boston College	Student Football Manager
1995 Carolina Panthers	Ops./Equip. Intern
1997-98 Harvard University	Asst. Offensive Line
1998-00 Boston College	Football Recruiting Asst.
2000-04 New York Jets	Pro Personnel Asst.
2005-06 Dallas Cowboys	Scouting Consultant
2007-08 NFL	Management Council, Law Clerk ('07) Officiating, Instant Replay Comm. ('07) Man. Council, Coord. Labor Ops. ('07-08)
2008-15 Miami Dolphins	Player Person. Coord. ('08-10) Player Person. Admin. ('10-11) Asst. Director of Pro Personnel ('11-14)
2015-17 Eagles	Dir. Scouting Admin./Strat. Mgmt ('15) Dir. of Scouting Admin./Personnel Scout ('16-17)
2017-20 KC Chiefs	Salary Cap & Legal Exec. ('17) Football Ops Counsel & Personnel Exec. ('18-20)

Chris Shea enters his fourth season with the Kansas City Chiefs in 2020. He was promoted to Football Operations Counsel and Personnel Executive in 2018 after serving a season as the Salary Cap and Legal Executive (2017). Entering his 22nd season in the NFL, he has diverse leadership experience in all aspects of football operations, including coaching, scouting, salary cap management, labor law, NFL legal matters, analytics, and instant replay officiating. In addition to being an attorney, Shea is a seasoned college and pro talent evaluator with 17 years of scouting experience, including five seasons as a full-time pro/advance scout. He has five seasons of experience directly managing the salary cap for the league or teams. Shea has held various roles with the NFL Management Council, six NFL clubs, two NCAA football programs, the high school level, and a law firm specializing in labor and employment law.

In his current capacity, Shea is responsible for all legal aspects of the Chiefs football operation, serves as a senior evaluator of pro and college players, and advises General Manager Brett Veach on roster-building strategy, salary cap management, football administration, analytics, enhancement of player personnel related technology, and football operations staffing matters. His legal duties include NFL CBA compliance, drafting all the language contained in player, coaching, and staff contracts, negotiating medical service provider agreements, and serving as the club's liaison to the NFL or outside counsel on all legal matters.

Prior to joining the Chiefs, Shea spent the previous two seasons with the Philadelphia Eagles (2015-17), serving as

the Director of Scouting Administration/Personnel Scout in 2016-May 2017 after initially joining the Eagles as Director of Scouting Administration/Strategic Management in May 2015. In Philadelphia, he helped develop roster-building strategy, scouted pro and college players, advance scouted opponents, oversaw daily operations of the player personnel department, coordinated data research for player personnel, and managed development of the club's scouting-related technology. Shea coordinated all administrative aspects of the Eagles 2016 Draft.

Shea spent seven seasons with the Miami Dolphins (2008-15), including his final four as Assistant Director of Pro Personnel. In that capacity, he served as the Dolphins primary advance scout, was a senior evaluator of all pro players, and oversaw the daily operations of Miami's pro scouting department. He was promoted in May 2011 after previously serving as the Dolphins Player Personnel Administrator (2010-11) and Player Personnel Coordinator (2008-10). In those roles, he combined scouting, legal, salary cap management, information technology, and analytics duties. From 2008-11, he coordinated all aspects of the Dolphins draft efforts.

During 2007-08, he was employed by the NFL Management Council. Initially, Shea served as a Law Clerk focusing on player grievances and litigation. Shea was later hired as the Coordinator of Labor Operations. In that capacity, he reviewed all player contracts to ensure compliance with League policies and the NFL CBA, advised club executives on player contract and salary cap issues, and was a speaker at the NFL's annual Labor Seminar. He was also an Instant Replay Communicator for the NFL Officiating Department in 2007.

Shea was a Scouting Consultant with the Dallas Cowboys in 2005-06. From 2000-04, he was the New York Jets' Pro Personnel Assistant. Shea broke into the NFL in 1995 as an operations/equipment intern for the Carolina Panthers.

Shea worked in college football from 1992-2000 as the Football Recruiting Assistant at Boston College (1998-2000), the Asst. Offensive Line Coach for Harvard University (1997-98), and a Student Football Manager at Boston College (Head 1994-96, Varsity 1992-93). While at Harvard, he coached four future NFL players including Pro Bowl center Matt Birk. In 1991, Shea was an assistant coach at Belmont High School (Mass.).

Shea is licensed to practice law in New York. He is a member of the New York and American Bar Associations.

The Belmont, Massachusetts native has also been employed outside of the football industry as a Law Clerk at the New York law firm of Colleran, O'Hara and Mills, and as a Temporary Corrections Officer in Middlesex County

(Mass.) Sheriff's Department.

Education: Hofstra University School of Law (J.D. 2007), Boston College (B.A. 1998). **Family:** Wife - Kirsten, Daughter - Caitlin.

RYNE NUTT
DIRECTOR OF COLLEGE SCOUTING

10 16 17 18 19 19

11TH YEAR IN THE NFL | 11TH YEAR WITH THE CHIEFS

NUTT'S FOOTBALL CAREER

2004-07	Central Connecticut	Offensive Line
2008	Iona College	Defensive Line Coach
2009	Wagner College	Tight Ends Coach
2010-20	Kansas City Chiefs	Scouting Asst. ('10-11) Area Scout ('12-16)
		Asst. Director of College Scouting ('17)
		Director of College Scouting ('18-20)

Ryne Nutt enters his 11th season with Kansas City in 2020. He was promoted to Director of College Scouting in 2018 after serving one season as Assistant Director of College Scouting (2017).

In his current role with the Chiefs, he assists General Manager Brett Veach in all aspects of the scouting of college football players across the country. He also helps oversee the team's staff of out-of-town scouts.

Nutt was promoted to Assistant Director of College Scouting in 2017 after serving five seasons as an area scout (2012-16), covering the West/Northwest, Northeast and Southeast parts of the country. Prior to being promoted to an area scout in 2012, Nutt spent his first two NFL seasons as a scouting assistant with Kansas City (2010-11).

Prior to joining the Chiefs, Nutt spent one season as the tight ends coach at Wagner College (2009). In 2008, he served as the defensive line coach at Iona College. After spending four seasons playing offensive line for Central Connecticut State and graduating Summa Cum Laude, Nutt served as a summer camp volunteer coach for the Blue Devils.

Nutt was a Mid-Major All-American on the field, as well as an academic All-American his junior and senior years.

Education: Central Connecticut State (2007).

CASTILLO'S FOOTBALL CAREER

2008-12 University of Iowa	Defensive Back
2015-17 New Orleans Saints	Scouting Assistant
2018-20 Kansas City Chiefs	College Scouting Coord.

Greg Castillo begins his third season with the Kansas City Chiefs in 2020 as the club's College Scouting Coordinator.

In his role, Castillo's duties include tracking Kansas City's scouts as they evaluate players on the road, coordinating combine and draft meetings, and maintaining the college computer system as the team prepares for the annual NFL Draft.

He originally entered the NFL ranks as a college free agent signed by Kansas City and competed in training

camp in 2013.

Castillo graduated from the Tippie College of Business at the University of Iowa with a bachelor's degree in business administration while earning four letters for the Hawkeyes as a defensive back from 2009-12. While earning his Juris Doctorate degree at Tulane University, he served as a scouting assistant for the New Orleans Saints for three years (2015-17).

The Mount Laurel, N.J., native has also worked as a Law Clerk at the New Orleans law firm of Evan F. Trestman and Judicial Extern for the Eastern District of Louisiana for the Honorable Ivan L.R. Lemelle. His father, Juan, has been an NFL assistant coach for over 20 years.

Education: Tulane University (J.D. 2017), University of Iowa (B.B.A. 2012).




RANDY BALL

PRO PERSONNEL SCOUTING ASSISTANT

8TH YEAR IN THE NFL

8TH YEAR WITH THE CHIEFS



BALL'S FOOTBALL CAREER

1969-72	Northeast Missouri State	Offensive Guard
1973	Hannibal High School	Assistant Coach
1974-76	Hazelwood West HS	Assistant Coach
1977	Missouri Western	Assistant Coach
1978-80	Illinois State	Assistant Coach
1982	Truman State	Offensive Coordinator
1982-98	Western Illinois	Assistant Coach ('82-89) Head Coach ('90-98)
1999-2005	Missouri State University	Head Coach
2007	Drake University	Defensive Line Coach
2008-12	LV Locomotives	Dir. of Player Personnel
2013-20	KC Chiefs	Pro Personnel Scouting Asst.

Randy Ball enters his eighth season as Kansas City's Pro Personnel Scouting Assistant in 2020.

Prior to joining the Chiefs in 2013, Ball served as the Director of Player Personnel for the Las Vegas Locomotives of the United Football League (UFL) for five seasons.

Before moving to the UFL, Ball served as the defensive line coach at Drake University in 2007.

He served as the head coach at Missouri State University in Springfield, Mo., from 1999-2005, compiling a 34-42 record in seven seasons with the Bears football program.

Prior to joining Missouri State, Ball was head coach at Western Illinois (1990-98), leading the Leathernecks to a 64-41-1 record in nine seasons. That total ranked him first at Western Illinois in total wins and sixth in winning percentage (.608).

In 2016, Ball was inducted into both the Missouri Sports

Hall of Fame and the Western Illinois Hall of Fame.

In 1997, Ball was the Eddie Robinson Award finalist for the National Coach of the Year, in addition to being named the Bruce Craddock Award recipient and Gateway Conference Coach of the Year.

Ball was named the American Football Coaches Association Regional Coach of the Year in 1998 after leading the Leathernecks to their second outright conference title in school history with a 6-0 record.

Prior to being named head coach in 1990, Ball served as an assistant coach at Western Illinois for seven years (1982-89).

As a student-athlete, Ball was team captain and earned all-conference honors (1970-71) as part of the Northeast Missouri State football program (now known as Truman State University) in Kirksville, Mo. He was a member of three league championship teams between 1969-72 and was a two-time All-MIAA offensive guard. He graduated from Truman State in 1973 with a degree in physical education and earned a master's degree in 1977 from the University of Missouri.

He spent four years as a high school coach before coaching stints at Missouri Western (1977), Illinois State (1978-80) and his alma mater, Truman State (1982).

A native of Muskogee, Okla., Ball prepped at Columbia Hickman High School, earning varsity letters in both football and track and field (1966-68).

Education: Truman State (B.S.E. 1973), Missouri (Ed.M. 1977). **Family:** Wife - Sandi. Children - son, Andy, daughter, Kati. The Balls have three grandchildren.



MICHAEL DAVIS

PERSONNEL EXECUTIVE

23RD YEAR IN THE NFL

4TH YEAR WITH THE CHIEFS



DAVIS' FOOTBALL CAREER

1984-87 Virginia State	Wide Receiver
1988-96 Virginia State	WR/Return Specialists
1996 Washington	NFL Minority Coaching Fellowship
1997-12 New York Jets	Area Scout ('97-04) National Scout ('05-07)
	Asst. Dir. of College Scouting ('08-12)
2013-16 Eagles	Midwest Area Scout ('13-14) Personnel Executive ('15-16)
2017-20 Kansas City Chiefs	Personnel Executive

Michael Davis enters his fourth season with the Chiefs as the Personnel Executive in 2020. Davis oversees the scouting of top collegiate prospects and assists in pro personnel operations, while holding other administrative functions.

Davis joined the Chiefs after three seasons with the Philadelphia Eagles. He was the Midwest Area Scout in the 2013-14 seasons before being promoted to Personnel Executive in 2015. Prior to joining the Eagles, Davis spent 16 seasons with the New York Jets an area scout (1997-2004) and national scout (2005-07) prior to being

promoted to assistant director of college scouting (2008-12). He assisted in the operation of the college scouting department, while also scouting the southeast region, including ACC and SEC schools. Davis entered the NFL ranks as part of the NFL's Minority Internship Program during Washington's training camp in 1996.

Before his start in the NFL, Davis returned to his alma mater, Virginia State University, coaching the wide receivers and return specialists. During his tenure, he helped the Trojans win back-to-back CIAA Championships in 1995-96. He was also the recruiting coordinator and liaison to professional teams in his time at VSU. Davis was a CIAA All-American receiver at Virginia State, setting the school record for receiving yards during his time there. He was inducted into Virginia State's Athletic Hall of Fame on June 6, 1997. Davis has a degree in marketing and management from Virginia State.

Education: Virginia State University (B.S. 1992).
Family: Wife - Pamela; Children - daughters, Kamryn and Mia, son, Michael.



WILLIE DAVIS

AREA SCOUT

21ST YEAR IN THE NFL

20TH YEAR WITH THE CHIEFS



DAVIS' FOOTBALL CAREER

1986-89	Central Arkansas	Wide Receiver
1990-91	Kansas City Chiefs	Wide Receiver
1992	Orlando Thunder	Wide Receiver
1992-95	Kansas City Chiefs	Wide Receiver
1996	Houston Oilers	Wide Receiver
1997-98	Tennessee Titans	Wide Receiver
2003	Arkansas-Pine Bluff	Wide Receivers Coach
2004	KC Chiefs	NFL Minority Coaching Fellowship
2005	Ind. Colts	NFL Minority Coaching Fellowship
2005-20	Kansas City Chiefs	Area Scout


Former Chiefs WR Willie Davis enters his 16th season as an area scout with the Chiefs in 2020, scouting the Southwest region. He was recognized as the AFC Scout of the Year by the Fritz Pollard Alliance following the 2013 season.

Davis enjoyed a five-year playing career with the Chiefs (1991-95), playing in 63 games (58 starts), catching 172

passes for 3,014 yards (17.5 avg.) with 20 touchdowns. After spending the 1990-91 seasons on the club's practice squad, he honed his skills with the World League's Orlando Thunder and was named the Chiefs Mack Lee Hill Award winner following the 1992 campaign. Davis spent three seasons (1996-98) with Houston/Tennessee. In 108 career NFL games (97 starts), Davis accumulated 286 receptions for 4,503 yards with 33 touchdowns.

The Central Arkansas product served an NFL Minority Coaching Fellowship with Indianapolis in 2005 and with Kansas City in 2004 after serving as wide receivers coach at Arkansas - Pine Bluff in 2003. A native of Altheimer, Ark., Davis concluded his collegiate career at Central Arkansas with 63 catches for 667 yards and 10 touchdowns.

Education: Central Arkansas (B.S. 2006) **Family:** Wife - Sheronda; Children - Taylor, Andre, William, Vincent, Avri, Tiana, Jeremy and Chelsea.



DELP'S FOOTBALL CAREER

2001-20 Kansas City Chiefs Personnel Intern ('01)
 Scouting Admin./Football Ops ('02-05)
 Area Scout ('06-20)

Terry Delp enters his 20th year with the Kansas City Chiefs in 2020. He is in his 15th season as an area scout for the club, currently scouting the Midlands.

Delp originally joined the Chiefs as an intern in the personnel department following his graduation from the University of Kansas in 2001.

Prior to being named one of the club's area scouts in 2006, he served as Scouting Administrator/Football

Operations for the Chiefs for four seasons.

In that role, he evaluated talent at local colleges, assisted in the department's preparation for the NFL Draft and helped maintain the team's college scouting database. Delp also handled a number of operational duties for the club, including work with the team's football budget.

A graduate of Great Bend High School in Great Bend, Kansas, Delp was an all-area selection as both a cornerback and wide receiver on the football squad. He also lettered in basketball, baseball and tennis.

Education: Kansas (B.S. 2001). **Family:** Wife - Jennifer; Children - Jackson and Carson.




DAVID HINSON

AREA SCOUT

21ST YEAR IN THE NFL

4TH YEAR WITH THE CHIEFS



HINSON'S FOOTBALL CAREER

1995-98 University at Buffalo	Tailback
2002-04 Buffalo Bills	BLESTO Scout
2005-08 New Orleans Saints	College Area Scout
2009-12 Cleveland Browns	College Area Scout
2013-14 New York Jets	College Area Scout
2015-16 Philadelphia Eagles	Midwest Area Scout
2017-20 Kansas City Chiefs	Southeast Area Scout

David Hinson enters his fourth year in the Kansas City Chiefs personnel department as the Southeast Area Scout in 2020.

Before joining the Chiefs, Hinson was the midwest area scout for the Philadelphia Eagles in 2015-16.

Prior to joining the Eagles, Hinson served as a college

area scout with the New York Jets (2013-14), the Cleveland Browns (2009-12) and the New Orleans Saints (2005-08). Hinson joined the Saints after three years with the Buffalo Bills, where he had been the team's scout for the BLESTO (Bears Lions Eagles Steelers Talent Organization) scouting service from 2002-04, and he was previously in the team's player personnel department before being promoted.

A native of Jamestown, N.Y., Hinson played tailback for the University at Buffalo while earning a degree in business management in 1999. He was a standout prep running back at Jamestown High School, where he was an all-state athlete and was selected as the New York Player of the Year in 1994.

Education: University of Buffalo (1999). **Family:** Wife - Lindsey; Daughter - Aza.



TREY KOZIOL

NATIONAL SCOUT

13TH YEAR IN THE NFL

8TH YEAR WITH THE CHIEFS



KOZIOL'S FOOTBALL CAREER

2003-07 Boston College	Tight End
2008-12 Tennessee Titans	Intern ('08) Pro Scout ('09-12)
2013-20 Kansas City Chiefs	Area Scout ('13-17) National Scout ('18-20)

Trey Koziol enters his eighth season with the Kansas City Chiefs in 2020 and his third as a national scout. Previously he served four seasons as an area scout (2013-17) where he scouted players with future NFL potential on the West Coast. Prior to joining the Chiefs in 2013, Koziol spent four years as a pro scout with the Tennessee Titans (2009-12).

With Tennessee, Koziol helped scout future Titans opponents and assessed talent in all professional leagues,

including the NFL, the CFL and the Arena Football League. He also helped coordinate free agent visits and tryouts and monitored NFL transactions. He originally joined Tennessee as an intern for the 2008 season.

After attending Hinsdale Central High School in Hinsdale, Illinois, Koziol attended Boston College where he played tight end from 2003-2007. At Boston College, he played alongside Chiefs Assistant Director of Player Personnel Ryan Poles, who was an offensive lineman for the Eagles and National Football Scout Robert Francois, who was a linebacker. He graduated with a degree in history. After having his career cut short due to injuries, he returned to Boston College as a graduate assistant in 2008 prior to joining Tennessee.

Education: Boston College (B.A. 2007).



PAT SPERDUTO

AREA SCOUT

20TH YEAR IN THE NFL

12TH YEAR WITH THE CHIEFS



SPERDUTO'S FOOTBALL CAREER

1987-89 UMass	Fullback/Linebacker
1991-95 Tampa Bay Storm	OL/DL Coach ('91-93) Assistant Coach ('94-95)
1996 Connecticut Coyotes	Defensive Coordinator
1997-01 Nashville Kats	DC/Dir. of Player Pers. ('97) Asst. Head Coach/Def. Coordinator ('98) Head Coach ('99-01)
2001-08 Tennessee Titans	Scout
2005-07 Nashville Kats	Head Coach
2008 Columbus Destroyers	Head Coach
2009-20 Kansas City Chiefs	Area Scout

Pat Sperduto enters his 12th season as an area scout with Kansas City in 2020.

Prior to joining the Chiefs in 2009, Sperduto spent eight seasons as a college and pro scout with the Tennessee

Titans (2001-08).

He served as the head coach for the Arena Football League's Columbus Destroyers in 2008. He also enjoyed two different stints with the AFL's Nashville Kats, serving as the Director of Football Operations and Head Coach from 1998-2001 and again from 2005-07. Sperduto won three AFL championships, two as a player (1991 and 1993) and one as an assistant coach (1995) with the Tampa Bay Storm.

Sperduto attended the University of Massachusetts at Boston where he played both fullback and linebacker. While there he earned All-New England Conference honors from 1987-89.

Education: Massachusetts - Boston (B.A. and B.S. 1989). **Family:** Wife - Laura; Children - Roseann, Cosmo and Sofia.



JASON LAMB

COLLEGE AND PRO SCOUT

8TH YEAR IN THE NFL

6TH YEAR WITH THE CHIEFS



LAMB'S FOOTBALL CAREER

2005-08	Baylor University	Defensive End
2013	Green Bay Packers	Player Personnel Intern
2014	Houston Texans	Pro Personnel Asst.
2015-20	KC Chiefs	Midwest NFS Area Scout ('15-17) College & Pro Scout ('18-20)


Jason Lamb enters his sixth season in Kansas City's player personnel department in 2020 and third season as a College and Pro Scout. Previously, Lamb spent three seasons as the club's Midwest NFS Area Scout (2015-17).

Prior to joining the Chiefs, Lamb served as a pro personnel assistant in the Houston Texans organization. In

2013, he served as a player personnel intern during training camp for the Green Bay Packers. He originally entered the NFL ranks as a college free agent signed by the New York Jets and spent training camp with the Jets.

Between his NFL stops, the Richardson, Texas, native worked as a student research assistant, while he earned a Juris Doctor degree from the University of Houston Law Center. He earned a Bachelor's of Business Administration from Baylor University where he played defensive end and was a two-time All-Big 12 honoree and four-time Academic All-Big 12.

Education: Baylor University (B.A. 2009), University of Houston Law Center (J.D. 2014).




**CASSIDY
KAMINSKI**

NATIONAL FOOTBALL SCOUT

3RD YEAR IN THE NFL

3RD YEAR WITH THE CHIEFS



KAMINSKI'S FOOTBALL CAREER

2014-16 St. Norbert College	Wide Receivers & QC
2016 Wollongong Devils	Dir. of Player Pers. & WRs
2016-18 Denmark High School	Offensive Coord. & WRs
2018-20 Kansas City Chiefs	National Football Scout

Cassidy Kaminski enters his third season with Kansas City in 2020 as a National Football Scout. Kaminski originally joined Kansas City during the Chiefs 2017 training camp as a personnel intern.

Prior to joining the Chiefs, Kaminski served as Denmark High School's offensive coordinator and wide receivers coach from 2016-18. From 2014-18, Kaminski served as a player research and scouting evaluator and game week coaching assistant for the East-West Shrine Game. In this role he scouted players for the game, researched players year round and then served as an assistant coach to the staff during the week of the game. From 2015-18, he served as a national scout for Ourlad Scouting Services

Magazine where he scouted and evaluated film and wrote for the magazine and scouting service. In 2016, Kaminski was the director of player personnel and wide receivers coach for the Wollongong Devils professional football team of the NGL league in Wollongong, New South Wales, Australia. From 2014-16, he served as St. Norbert College's quality control and wide receivers coach in Green Bay, Wisc., where he aided in leading the team to a conference championship in 2015 and a berth to the NCAA Division III playoffs.

The Green Bay, Wisc., native attended Green Bay East High School where he was a three-sport athlete playing football, basketball and track. Earned Top 10 Recognition for an all-century team of players who played in the 100-year old rivalry against Green Bay West High School with players including Curly Lambeau, Jim Crawley and Jerry Tagge.

Education: UW-Eau Claire (B.A. 2009). **Born:** Green Bay, Wisc.



RICKY SEALE
SCOUTING ASSISTANT

18 19 19 19

3RD YEAR IN THE NFL | 3RD YEAR WITH THE CHIEFS



SEALE'S FOOTBALL CAREER

2010-14 Stanford	Running Back
2017-18 Escondido High School	Wide Receivers Coach
2018-20 Kansas City Chiefs	Scouting Assistant

Ricky Seale enters his third season with Kansas City in 2020 as a scouting assistant. Seale originally joined Kansas City during the Chiefs 2017 training camp as a personnel intern.

Prior to joining the Chiefs, Seale served as Escondido High School's wide receivers coach from 2017-18. Seale attended Stanford University (2010-15), where he played running back appearing in 47 games and rushing for 205

total yards and one touchdown.

The San Diego, Calif., native attended Escondido High School where he was a three-sport athlete playing football, basketball and track. Seale was ranked the nation's 28th-best running back by Scout and was second team all-state as a senior after rushing for 2,419 yards (8.5 yards/carry) and 35 touchdowns. Seale's father, Samuel Seale, played 10 years in the NFL for the Oakland Raiders (1984-87; '92), San Diego Chargers (1988-91) and St. Louis Rams (1993). He currently serves as a national scout for the Green Bay Packers.

Education: Stanford University (B.A. 2015). **Born:** San Diego, Calif. **Family:** Daughter - Sofia Ray.

MYRICK'S FOOTBALL CAREER

2015-20 John Carroll University	Linebackers
2019-20 Kansas City Chiefs	Scouting Intern ('19) Player Personnel Assistant ('20)

Jalen Myrick enters his first year as Kansas City's Player Personnel Assistant in 2020. He spent the 2019 season as a scouting intern with the Chiefs as well as working as training camp intern with Kansas City in 2017.

Prior to joining the Chiefs, Myrick served as a game week

intern during the 2019 Reese's Senior Bowl and a marketing and events intern with the Indianapolis Colts for the 2018.

The Kansas City native played four years (2015-18) at linebacker at John Carroll University. During his time at John Carroll he also worked in the Sports Information Department as a staff writer.

Education: John Carroll University (B.S. 2018), University of Kansas (M.S 2020). **Hometown:** Kansas City.

TANNA'S FOOTBALL CAREER

2015-17 UGA	Player Pers. and Coach's Asst. & ST Asst.
2017-20 Kansas City Chiefs	HR Intern ('17) Football Support Liaison ('17-19) Player Personnel Assistant ('20)

Kunal Tanna enters his first year as Kansas City's Player Personnel Assistant in 2020. Tanna has spent the previous three years with the Chiefs in various positions including

serving as the football support liaison from 2017-19. He spent the 2017 offseason as a human resources intern with Kansas City.

Prior to joining the Chiefs, Tanna served as the University of Georgia's player personnel and coach's assistant as well as the special teams assistant from 2015-17.

Education: University of Georgia (B.A. 2016). **Hometown:** Lawrenceville, Ga.

FOOTBALL SUPPORT STAFF



BRIAN SHAFAR
DIRECTOR OF TEAM
SECURITY



RYAN GILBRETH
TEAM SECURITY MANAGER



MITCH REYNOLDS
DIRECTOR OF TEAM
OPERATIONS



BROCK BAUMERT
FOOTBALL OPERATIONS
ASSISTANT



DR. SHAUN TYRANCE
TEAM CLINICIAN



RAMZEE ROBINSON
PLAYER ENGAGEMENT
MANAGER



CANDICE DOMINGUEZ
PLAYER ENGAGEMENT
COORDINATOR

ATHLETIC TRAINING



RICK BURKHOLDER
VICE PRESIDENT OF
SPORTS MEDICINE AND
PERFORMANCE



EVAN CRAFT
ASSISTANT ATHLETIC
TRAINER



DAVID GLOVER
ASSISTANT ATHLETIC
TRAINER



TIFFANY MORTON
ASSISTANT ATHLETIC
TRAINER



JULIE FRYMYER
ASSISTANT ATHLETIC
TRAINER

EQUIPMENT



ALLEN WRIGHT
EQUIPMENT DIRECTOR



KYLE CRUMBAUGH
ASSISTANT EQUIPMENT
MANAGER



CALE KIRBY
ASSISTANT EQUIPMENT
MANAGER



CHRIS SHROPSHIRE
ASSISTANT EQUIPMENT
MANAGER



JAY WHITE
ASSISTANT EQUIPMENT
MANAGER

VIDEO



PAT BRAZIL
DIRECTOR OF VIDEO
OPERATIONS



KEN RADINO
ASSISTANT VIDEO
DIRECTOR



JOSH SCHMIDT
VIDEO ASSISTANT



HOLT MCKENNEY
VIDEO ASSISTANT

GROUNDS CREW



TRAVIS HOGAN
HEAD GROUNDSKEEPER



TYLER GOSNEY
GROUNDS CREW



TERRY LEE
ASSISTANT GROUNDS
CREW



DOUG SCHALLENBERG
LANDSCAPE AND FIELD
MAINTENANCE



ALEC WICKEY
GROUNDS CREW

STAFF



BOBBY ADAMSON
PARTNERSHIP ACTIVATION
COORDINATOR



ARMAAN AHLUWALIA
MANAGER OF BUSINESS
ANALYTICS



SAMANTHA ANGEL
HUMAN RESOURCES
COORDINATOR



JEREMY ARMSTRONG
NETWORK ADMINISTRATOR



JACK BAGBY
CARPENTER



BRENT BARNES
LEAD APPLICATION
DEVELOPER



KELLEN BEGNOCHE
DIRECTOR OF SERVICE AND
ACTIVATION



LUKE BENNA
PRODUCER



MCKENZIE BENOIT
BUSINESS OPERATIONS
MANAGER



JONATHAN BIRD
UTILITY MAINTENANCE



JOHN BISHOP
SKILLED MAINTENANCE




DALTON BLACKWELL
GROUP SALES
REPRESENTATIVE




DREW BLAIR
TICKET SALES
REPRESENTATIVE



SHELBY
BLANKENBAKER
SUITE SERVICES
COORDINATOR



GARY BLANKS
SECURITY



MARTY BRASHEAR
SECURITY



KYLE BREWSTER
SECURITY



SARAH KAY BROEKER
EVENT SALES MANAGER



DAVID BRONSON
ACCOUNT EXECUTIVE



TREI BROWN
UTILITY MAINTENANCE



NATHAN BRUNZIE
MANAGER OF DIGITAL
MEDIA



CHRIS BRYANS
STADIUM SYSTEMS
MANAGER



ANTHONY CANGELOSI
DIRECTOR OF BUSINESS
DEVELOPMENT



NICK CAPO
DIRECTOR OF EVENT
OPERATIONS



AMANDA CARLO
COMMUNITY OUTREACH
MANAGER



CHAD CARSON
PROJECT COORDINATOR



CHUCK CASTELLANO
DIRECTOR OF COMMUNITY
OUTREACH




KRITHI CHANDRAKASAN
DATA ANALYST



KRISTIN CONLON
PAYROLL MANAGER



GLENN CONNELLY
DIRECTOR OF PRODUCTION



GARY COOPER
PAINTER



RICHARD COX
SECURITY



SAMUEL CRUSE
TICKET SALES ACCOUNT
EXECUTIVE



JACOB CUEVAS
ACCOUNT EXECUTIVE



MORGAN DANNEWITZ
SUITE SERVICES
COORDINATOR



MICHAEL DAVIDSON
ASSOCIATE HISTORIAN



PETER DAVIS
UTILITY MAINTENANCE



JOSEPH DEFREES
HVAC TECHNICIAN



JACKSON DELAY
MARKETING MANAGER



JAIME DIAZ
SECURITY



CAMERON DORMAN
SECURITY



BRIAN DUNN
CONTROLLER



DON EDMONDSON
SKILLED MAINTENANCE




ALEXIS EMERT
EVENT COORDINATOR



CASSIE ENRIQUEZ
FAN EXPERIENCE
REPRESENTATIVE




DAVID FELSEN
SPECIAL PROJECTS



DAVID FINKEMEIER
UTILITY MAINTENANCE



SCOTT FLETCHER
MANAGER OF
INFRASTRUCTURE



JASON FORESTER
SYSTEMS ADMINISTRATOR




TY FOWLER
DATA SYSTEMS ANALYST



JOHN FRANIUK
PLUMBER



BRANDEN FRASIER
IT SERVICE DESK
TECHNICIAN



MARK FREEMAN
SKILLED MAINTENANCE



JEFFREY GARRISON
TICKET SALES
REPRESENTATIVE



SAM GEHLING
INSIDE SALES MANAGER



JORDAN GIESLER
CREATIVE SERVICES AND
BRAND MANAGER




XOCHITL GLASER
FAN EXPERIENCE MANAGER



SEAN GLASSBURN
UTILITY MAINTENANCE



LAUREN GRAMLICH
HUMAN RESOURCES
COORDINATOR



MARVELL GREEN
UTILITY MAINTENANCE



KEATON HAACK
TICKET SALES REPRESENTATIVE




COLIN HALM
FACILITIES ANALYST



COLBY HARRISON
ASSISTANT MANAGER OF SAFETY AND EVENT SECURITY



MATT HAWKINS
STADIUM SERVICES COORDINATOR




JIM HEARD
HVAC TECHNICIAN




STACY HEARD
UTILITY MAINTENANCE



KEVIN HIGGINS
DIRECTOR OF INFORMATION TECHNOLOGY




MITCH HALTHUS
VOICE OF THE CHIEFS



KEVIN HUTSELL
SKILLED MAINTENANCE



TONYA IDEL
PROJECT COST COORDINATOR



ALAN JOHNSON
UTILITY MAINTENANCE



JUSTIN JOHNSON
MANAGER OF INFORMATION TECHNOLOGY



NICOLE JOHNSON
SUITE SERVICES COORDINATOR



DONTAE JONES
UTILITY MAINTENANCE



BLAKE JORDAN
SECURITY



RAY JORDAN
GROUP SALES SENIOR ACCOUNT EXECUTIVE



STEPHANIE JUDAH
CHEERLEADER DIRECTOR



FERNANDO JUNCADELLA
SOCIAL MEDIA COORDINATOR



KATIE KEMMERER
EXECUTIVE SUPPORT COORDINATOR



SY KIM
SOFTWARE DEVELOPER II



ABBEY KORTZ
CLEANING AND CONVERSION SUPERVISOR



KIMBERLY KRUSE
EVENT SALES MANAGER



TRISTIN KUHN
TICKET OPERATIONS COORDINATOR



JACQUELINE LABARGE
EVENT COORDINATOR




SHERRI LATHROP
ACCOUNTING MANAGER



ALEX MARTIN
FOUNDATION AND CIVIC
AFFAIRS ASSISTANT



JAYNE MARTIN
DIRECTOR OF FAN
EXPERIENCE




PATRICK MARTIN
DESKTOP SUPPORT
ANALYST



TREVOR MARTIN
TICKET SALES
REPRESENTATIVE



JOHN MATHEWS
PRODUCER



JULIE MATHEWS
UTILITY MAINTENANCE



ANTHONY MATTHIES
PARTNERSHIPS AND
PREMIUM SALES DIRECTOR



ROCCO MAZZELLA
DIRECTOR OF STADIUM
FACILITIES



TIM MCMASTER
COMMUNITY OUTREACH
ASST. & PROJECT COORD.



MATT MCMULLEN
CHIEFS REPORTER



DAN MEERS
KC WOLF



LISA MEHRER
PAYROLL/ACCOUNTING
COORDINATOR



JOHN MEISSNER
ACCOUNT EXECUTIVE




ALEX MERRY
SOCIAL MEDIA MANAGER



CAROLYN MESSICK
HUMAN RESOURCES
MANAGER



EVAN MILLER
LEAD PRODUCER



BRYCE MILLIGAN
SKILLED TRADE ASSISTANT




SAMUEL MINNICK
TICKET SALES
REPRESENTATIVE



MATTHEW
MONTGOMERY
SENIOR ACCOUNT
EXECUTIVE



DOUGLAS MORGAN
SKILLED MAINTENANCE



GREG MORRISSEY
PARTNERSHIP ACTIVATION
COORDINATOR



MARK NACPIL
MANAGER OF TICKET
OPERATIONS



ZACH NIZOLEK
CORPORATE PARTNERSHIP
ACCOUNT MANAGER



MADDIE O'BRIEN
ENVIRONMENTAL CLEANER



CAITLIN OGREN
EVENT SERVICES MANAGER




CHRISTOPHER OLDENBURG
TICKET SALES REPRESENTATIVE



BRIAN PATERSON
STADIUM FACILITIES MANAGER



ISAIAH PEEL
STADIUM SERVICES COORDINATOR



STEVEN PIERCE
SKILLED MAINTENANCE




DAVID POWELL
SECURITY



CLAIRE PRATHER
MARKETING & ANALYTICS MANAGER



KRISTEN PUGH
MANAGER OF PRODUCTION AND GAME ENTERTAINMENT



MICHAEL RAGSDALE
DIRECTOR OF FINANCIAL PLANNING ANALYSIS



BRANDON RAMOS
PARTNERSHIP ACTIVATION COORDINATOR



MARK ROBERTSON
SECURITY



LEESA ROCKHOLD
FAN EXPERIENCE REPRESENTATIVE



STEPHEN ROWE
SKILLED MAINTENANCE ELECTRICIAN



KIM RUTTER
ACCOUNT PAYABLE ASSISTANT



SAMANTHA SANDELLI
EVENT MANAGER



STEVE SANDERS
TEAM PHOTOGRAPHER



TYLER SAUNTRY
TICKET SALES REPRESENTATIVE



JUSTIN SAUSER
DIRECTOR OF TICKET OPERATIONS



DEREK SCHLESINGER
PARTNERSHIPS AND PREMIUM SALES MANAGER



BRYAN SCOTT
SECURITY



ANTHONY SHELTON
UTILITY MAINTENANCE



ERIC SHORT
ACCOUNT EXECUTIVE



SHEILA SICKAU
TICKET SALES REPRESENTATIVE



JEREMY SLAVENS
DIRECTOR OF EVENTS



BRIAN SLOAN
COURIER



CYNDI SLOAN
RECEPTIONIST



SCOTT SMITH
ELECTRICIAN



ANDREW SMITKA
MANAGER OF YOUTH
OUTREACH



GARY SPANI
DIRECTOR OF COMMUNITY
ENGAGEMENT



MARC SPARKS
SKILLED MAINTENANCE



RANDY SPEARMAN
SECURITY



CHRIS STATHOS
PARTNERSHIP ACTIVATION
COORDINATOR



REBECCA SWANK
SENIOR ACCOUNTANT




DANIEL SWARTS
SECURITY



CHRIS SWATZELL
DATA ANALYST



DANNY THOMAN
CARPENTER



GABY TIMMEN
DIGITAL ANALYST



ANNA TOBKIN
PRODUCER



GREG TONGE
PRODUCER



BRYAN VAN FLEET
SECURITY



DANE VAN WHY
PRODUCER



SHANE VITTEGL
UTILITY MAINTENANCE



MONICA VOGAN
EVENT OPERATIONS
COORDINATOR



MICHAEL WATERS
TICKET SALES
REPRESENTATIVE



STEVE WEISSMAN
SECURITY



JEFF WHITE
FINANCIAL ANALYST



KURT WHITLOW
GROUP SALES MANAGER



MARK WILLIAMS
MANAGER OF
DEVELOPMENT



DANA WITT-FULKS
MARKETING MANAGER



GARRETT WITTMAYER
STADIUM SERVICES
SUPERVISOR



BRADLEY YOUNG
MANAGER OF PRODUCTION



LORI YOUNG
TICKET OPERATIONS
COORDINATOR

SUPER BOWL LIV
CHAMPIONS



2020 CHIEFS TRAINING CAMP

Although scheduled to return to Missouri Western State University for the 11th-consecutive year in 2020, the National Football League introduced a policy requiring all training camps to be held at team facilities due to the coronavirus pandemic.

Chiefs leadership reviewed every avenue to return to St. Joseph, Mo., for the annual tradition, including making a detailed appeal to the League. Ultimately, as conditions evolved nationally, it was determined that the club's best option was to conduct training camp at The University of Kansas Health System Training Complex for the 2020 season.

The St. Joseph community and all of Chiefs Kingdom provides overwhelming support of training camp at Missouri Western State University and the club looks forward to returning there in preparation for the 2021 season.

For the first time in club history, the team hosted training camp out of its home stadium and practice facility vs. at an off-site location. To practice physical distancing during camp, the team took over Arrowhead Stadium as its main facility and made numerous changes to meet the needs of the training camp roster.

Instead of operating out of one locker room, players were split up into four different locker rooms, based on position groups, utilizing the home locker room, the visiting locker room, the officials' locker room, and a staff locker room. Within each locker room, players are positioned in every-other stall to ensure proper distancing. Plexiglass extenders have also been installed between lockers to offer additional protection in limiting close contact between players.



With normal team meeting rooms unable to meet physical distancing requirements, the CommunityAmerica Club Level at Arrowhead Stadium has turned into team and group meeting spaces. Full team meetings are held in the North Club, while other club spaces, such as Tower Club, Club IV, Foolish Club and even some suites serve as position group meeting spaces.

Players, coaches and staff use the Founder's Club on the north side of the stadium as the temporary cafeteria, with individually packaged, prepared meals ready to go, along with physically distanced seating at tables.

Practices for 2020 Training Camp presented by CommunityAmerica Credit Union take place at The University of Kansas Health System Training Complex, as do strength and conditioning activities. Although closed to fans, 65TPT Productions broadcasts daily live camp updates on the team's official YouTube channel and the club's social channels.

CHIEFS TRAINING CAMP LOCATIONS

HOST

New Mexico Military Institute
 Southern Methodist University
 William Jewell College
 University of Wisconsin - River Falls
 Missouri Western State University
The University of Kansas Health System Training Complex

LOCATION

Roswell, New Mexico
 Dallas, Texas
 Liberty, Missouri
 River Falls, Wisconsin
 St. Joseph, Missouri
Kansas City, Missouri

YEARS

1960
 1961-62
 1963-90
 1991-09
 2010-19
2020

CHIEFS RADIO NETWORK



The Chiefs Radio Network is one of the largest and highest rated in the National Football League, boasting more than 100 affiliates throughout 13 states. Anchored by the flagship station, 106.5 The Wolf (WDAF-FM), the Chiefs Radio Network will broadcast all 2020 Chiefs preseason, regular season and playoff games live.

One of the Midwest's most recognizable radio and television personalities, Mitch Holthus handles the play-by-play duties for the 27th-straight year, giving him more years of service than any other "Voice of the Chiefs" in team history. Entering 2020, Holthus has called a franchise-record 433 regular and postseason contests for Kansas City.

Holthus is a past president of the National Sportscasters and Sportswriters Association, an eight-time winner of the Kansas Sportscaster of the Year Award and was inducted into the Kansas Broadcaster Hall of Fame in 2008. The Smith Center, Kansas, native also served as the voice of Kansas State athletics for 14 years from 1983-96. In addition to his Chiefs duties, he began his duties as the lead TV play-by-play broadcaster for FOX Sports coverage of the Missouri Valley Conference in 1995. In 2008, Holthus added TV play-by-play coverage of Big 12 basketball to his resume and continued to broadcast select Missouri Valley basketball contests.

A pair of newcomers will join Holthus in the booth for the 2020 season as former Chiefs wide receiver and current Ambassador Danan Hughes will begin his inaugural campaign as the network's color commentator. Hughes has been broadcasting football and baseball as part of the Big Ten Network since 2008, as well as Chiefs pregame and post-game shows on local television since 2014.

Entering his first season as the network's sideline reporter is Josh Klingler, a morning show host on 610 Sports Radio (KCSP-AM) who has been broadcasting collegiate athletics as a sideline reporter for the University of Kansas for more than 14 years and has been part of the local sports talk radio landscape for more than 16 years.

Dan Israel enters his 31st season serving as the Executive Producer of the Chiefs Radio Network. Israel can also be heard co-hosting pre-game and post-game segments.

"Voice of the Missouri State Bears" Art Hains enters his 13th season as anchor for the pre-game show, halftime and in-game reports. Hains voice and talent have been an integral role in the highly rated programs since 2008.

VOICES OF THE CHIEFS

(Radio play-by-play announcers)

Charlie Jones	1960-62
Merle Harmon	1963
Tom Hedrick	1964-70
Dick Carlson	1971-73
Ray Scott	1974-75
Al Wisk	1976
Tom Hopkins	1977
Wayne Larrivee	1978-84
Kevin Harlan	1985-93
Mitch Holthus	1994-2020



Mitch Holthus
Voice of the Chiefs



Danan Hughes
Color Commentator



Josh Klingler
Sideline Reporter



Dan Israel
Executive Producer / Co-host

2020 CHIEFS RADIO NETWORK AFFILIATE LIST

STATE	CITY	STATION	STATE	CITY	STATION	STATE	CITY	STATION		
ARKANSAS	DODGE CITY	KGBL 94.7 FM	KENTUCKY	MARYVILLE	KFED 68.0 AM	NEW MEXICO	HASTINGS	KRGI 106.9 FM		
	EMPIRIA	KYDE 101.1 FM		MEMPHIS	KKXK 100.1 FM		CLAYTON	KSNV 121.0 AM		
	FORT SCOTT	KMNO 100.0 AM		MIDICHI	KKXK 100.1 FM		CLAYTON	KSNV 106.3 FM		
	GARDEN CITY	KGBL 103.9 FM		MONROE CITY	KKXK 100.1 FM		OKLAHOMA	CITY	STATION	
	GREAT BEND	KYDE 104.3 FM		MOSCOW HILLS	KKXK 100.1 FM			ALVA	KPAK 97.5 FM	
	HAYS	KYDE 95.9 FM		NEU SHO	KKXK 100.1 FM			BARTLESVILLE	KBBF 95.0 AM	
	HIAWATHA	KYDE 98.0 AM		NEVADA	KKXK 100.1 FM			CHEROKEE	KKXK 120.0 AM	
	COLORADO	HILL CITY		KYDE 101.1 FM	NEW MADRID			KKXK 100.1 FM	GUTHRIE	KSNV 106.3 FM
		HUTCHINSON		KYDE 106.5 AM	NOTTINGHILL			KKXK 100.1 FM	MIAMI	KKXK 106.3 FM
		IDLA		KYDE 101.1 FM	OSAGE BEACH			KKXK 100.1 FM	OKLAHOMA CITY	KBBF 95.0 AM
JUNCTION CITY		KYDE 101.1 FM	PARK HILLS	KKXK 100.1 FM	STILLWATER	KBBF 95.0 AM				
IDAHO		LIBERAL	KYDE 101.1 FM	PERRYVILLE	KKXK 100.1 FM	STILLWATER		KBBF 95.0 AM		
		MANHATTAN	KYDE 101.1 FM	ROCK FORT	KKXK 100.1 FM	TULSA		KKXK 106.3 FM		
		MAINKATO	KYDE 101.1 FM	ROCK FORT	KKXK 100.1 FM	WAYNOKA	KPAK 97.5 FM			
		MARYSVILLE	KYDE 101.1 FM	SEDA LIA	KKXK 100.1 FM	SOUTH DAKOTA	CITY	STATION		
		MOPPERSON	KYDE 101.1 FM	SEDA LIA	KKXK 100.1 FM		YANKTON	KYNT 145.0 AM		
		NORTON	KYDE 101.1 FM	SEDA LIA	KKXK 100.1 FM		TEXAS	CITY	STATION	
	RAKLEY	KYDE 101.1 FM	SEDA LIA	KKXK 100.1 FM	LUBBOCK			KSNV 121.0 AM		
	REDFIN	KYDE 101.1 FM	SEDA LIA	KKXK 100.1 FM	NEBRASKA			CITY	STATION	
	OSBORNE	KYDE 101.1 FM	SEDA LIA	KKXK 100.1 FM				COLUMBUS	KXBO 106.9 FM	
	OXFORD	KYDE 101.1 FM	SEDA LIA	KKXK 100.1 FM				FALLS CITY	KYDE 106.3 FM	
ILLINOIS	PARSONS	KYDE 101.1 FM	SEDA LIA	KKXK 100.1 FM				GRAND ISLAND	KKXK 100.1 FM	
	PHILLIPBURG	KYDE 101.1 FM	SEDA LIA	KKXK 100.1 FM				MISSOURI	CITY	STATION
	PITTSBURG	KYDE 101.1 FM	SEDA LIA	KKXK 100.1 FM					ADAM	KKXK 100.1 FM
	PRATT	KYDE 101.1 FM	SEDA LIA	KKXK 100.1 FM		BETHANY			KKXK 100.1 FM	
	KANSAS	SALINA	KYDE 101.1 FM	SEDA LIA		KKXK 100.1 FM			BETHANY	KKXK 100.1 FM
		SENECA	KYDE 101.1 FM	SEDA LIA		KKXK 100.1 FM	BETHANY		KKXK 100.1 FM	
		SMITH CENTER	KYDE 101.1 FM	SEDA LIA		KKXK 100.1 FM	BETHANY		KKXK 100.1 FM	
		STOCKTON	KYDE 101.1 FM	SEDA LIA	KKXK 100.1 FM	BETHANY	KKXK 100.1 FM			
		KANSAS CITY	TOPEKA	KYDE 101.1 FM	SEDA LIA	KKXK 100.1 FM	BETHANY		KKXK 100.1 FM	
			WABAF 106.5 FM	SEDA LIA	KKXK 100.1 FM	BETHANY	KKXK 100.1 FM			
WABAF 106.5 FM			SEDA LIA	KKXK 100.1 FM	BETHANY	KKXK 100.1 FM				
WABAF 106.5 FM			SEDA LIA	KKXK 100.1 FM	BETHANY	KKXK 100.1 FM				
WABAF 106.5 FM			SEDA LIA	KKXK 100.1 FM	BETHANY	KKXK 100.1 FM				
WABAF 106.5 FM			SEDA LIA	KKXK 100.1 FM	BETHANY	KKXK 100.1 FM				
WABAF 106.5 FM	SEDA LIA		KKXK 100.1 FM	BETHANY	KKXK 100.1 FM					
WABAF 106.5 FM	SEDA LIA		KKXK 100.1 FM	BETHANY	KKXK 100.1 FM					
WABAF 106.5 FM	SEDA LIA		KKXK 100.1 FM	BETHANY	KKXK 100.1 FM					
WABAF 106.5 FM	SEDA LIA		KKXK 100.1 FM	BETHANY	KKXK 100.1 FM					
WABAF 106.5 FM	SEDA LIA	KKXK 100.1 FM	BETHANY	KKXK 100.1 FM						

TICO SPORTS - CHIEFS SPANISH FOOTBALL RADIO NETWORK

In 2020, the Tico Sports Spanish broadcast team enters its fifth season as the Spanish broadcast partner of the Kansas City Chiefs.

A native of Juarez, Chihuahua, Enrique "Kike" Morales, handles the play-by-play duties. Kike also provided broadcast duties for the former Kansas City Wizards.

Oscar "El Tico" Monterroso enters his fourth season as Executive Producer and Color Commentator. Oscar is an accomplished veteran mass media journalist, and owner of a Multi-media production company.

Kike and Oscar have extended their Spanish Broadcast duo duties recently to include KU Jayhawks and Nebraska Cornhuskers football.


Hannah Bassham enters her fourth season as sideline reporter. A graduate of Texas Christian University, Hannah just graduated law school with her J.D. from The University of Missouri-Kansas City and is studying for her MBA. She remains one of the few Spanish speaking female sideline reporters in professional sports.

Executive Director, Cici Rojas, brings 20 years of corporate client cultivation, and media engagement, experience to the broadcast. Rojas serves on several local and national boards that positively contribute to the Kansas City region.

The Kansas City Chiefs Spanish broadcasts can be heard on "1030 Real Country" KCWJ (1030 AM) in Kansas City and on KSSA "La Ke Buena" (105.9 FM) in Garden City. All games are streamed on the KC Chiefs Mobile App (Restrictions Apply), Tico Sports website (PC or Laptop) and the NFL Game Pass (Membership Required)."



Kike Morales
Play-By-Play



Hannah Bassham
Sideline Reporter



Oscar Monterroso
Executive Producer/Color
Commentator



Cici Rojas
Executive Director

SUPER BOWL LIV
CHAMPIONS



ROSTER



NICK ALLEGRETTI

GUARD #73
ILLINOIS

2ND YEAR IN THE NFL

2ND YEAR WITH THE CHIEFS

HEIGHT: 6'4"
WEIGHT: 320
DRAFTED: D7-19
BIRTHDAY: 4/21/96



- Second-year offensive lineman enters his second NFL season with the Chiefs in 2020.
- Originally entered the NFL as a seventh-round pick (216th overall) by the Kansas City Chiefs in the 2019 NFL Draft.
- Allegretti marked the first time in four years that the Chiefs made a selection in the 7th round of the NFL

Draft. The Chiefs did not select in the 7th round in 2016, 2017 or 2018.

Transactions:

Originally entered the NFL as a seventh-round pick (216th overall) by the Kansas City Chiefs in the 2019 NFL Draft.

COLLEGE

Appeared in 48 games (36 starts) for the University of Illinois ending his career with 36 consecutive starts ... Two-time team captain in 2017 in 2018 ... Two-time Big Ten Sportsmanship Award winner ... Named 2018 All-Big Ten second team by the media ... During his senior season in 2018, allowed only one QB hit and zero sacks in 394 drop backs according to PFF ... Redshirted his freshman year in 2014.

PERSONAL

- Attended Lincoln-Way East (Ill.) High School, where he did not allow a sack during his entire junior and senior seasons.
- Consensus first-team All-State and Chicago Sun-Times All-Area in 2013 after anchoring an offense that averaged over 30 points per game and reached the IHSA class 7A quarterfinals.
- Three-time All-Southwest Suburban Blue selection.
- Four-year letterwinner in wrestling, finishing with a 45-2 record and placed third in class 3A in 2014.
- Earned a bachelor's degree in accountancy in Dec. 2017 and a master's degree in recreation, sport and tourism in May 2019.
- Hometown: Frankfort, Ill.
- Last name pronounced: al-uh-GRET-ee.

NICK ALLEGRETTI'S NFL REGULAR SEASON STATISTICS

DATE	TEAM	GP	GS
2019	Chiefs	7	0
NFL TOTALS		7	0

NICK ALLEGRETTI'S NFL POSTSEASON STATISTICS

DATE	TEAM	GP	GS
2019	Chiefs	3	0
NFL TOTALS		3	0

2019 GAME-BY-GAME REGULAR SEASON STATISTICS (CHIEFS)

DATE	OPPONENT	P/S		W/L	SCORE
09/08	at Jaguars		INACTIVE	W	40-26
09/15	at Raiders		INACTIVE	W	28-10
09/22	Ravens		INACTIVE	W	33-28
09/29	at Lions		INACTIVE	W	34-30
10/06	Colts		INACTIVE	L	13-19
10/13	Texans	P		L	24-31
10/17	at Broncos	P		W	30-6
10/27	Packers	P		L	24-31
11/03	Vikings	P		W	26-23
11/10	at Titans	P		L	32-35
11/18	at Chargers		INACTIVE	W	24-17
12/01	Raiders		INACTIVE	W	40-9
12/08	at Patriots		INACTIVE	W	23-16
12/15	Broncos		INACTIVE	W	23-3
12/22	at Bears	P		W	26-3
12/29	Chargers	P		W	31-21
2019 TOTALS		7-0		12-4	

2019 GAME-BY-GAME POSTSEASON STATISTICS (CHIEFS)

DATE	OPPONENT	P/S		W/L	SCORE
01/12	Texans	P		W	51-31
01/19	Titans	P		W	35-24
02/02	49ers	P		W	31-20
2019 TOTALS		3-0		3-0	



ANDRE BACCHELLIA

WIDE RECEIVER #85
WASHINGTON

ROOKIE

HEIGHT: 5'10"
WEIGHT: 175
DRAFTED: CFA-20
BIRTHDAY: 1/7/97



👁️ Rookie wide receiver enters his first season with the Chiefs in 2020.

👁️ Originally entered the NFL as an undrafted free agent with the Chiefs in 2020.

Transactions:

Originally entered the NFL as an undrafted free agent with Kansas City in 2020.

COLLEGE

Appeared in 48 games at Washington logging 107 receptions for 1,183 receiving yards and 10 touchdowns and 119 rushing yards on 10 rushes and one rushing touchdown for his collegiate career ... As a senior in 2019, logged 29 receptions for 314 receiving yards and a career-high four touchdowns ... As a junior in 2018, logged career-highs in receptions (55) and receiving yards (584) ... Named 2018 Academic All-Pac-12 Honorable Mention and 2016 Academic All-Pac-12 Second Team.

PERSONAL

👁️ Caught 18 passes for 392 yards and five TDs as a senior at Westlake High School before missing a good portion of his senior season due to injury.

👁️ As a junior, caught 46 passes for 954 yards and 11 touchdowns, helping Westlake to an 8-3 overall mark.

👁️ Also a sprinter on the track team.

👁️ As a senior, took third place in the 100 meters in the Ventura County Championships, running a 10.77.

👁️ Hometown: Thousand Oaks, Calif.

👁️ Last name pronunciation: buh-CHELL-ee




HAKEEM BAILEY

DEFENSIVE BACK #34
WEST VIRGINIA

ROOKIE

HEIGHT: 6'0"
WEIGHT: 188
DRAFTED: CFA-20
BIRTHDAY: 3/29/97



👁️ Rookie defensive back enters his first season with the Chiefs in 2020.

👁️ Originally entered the NFL as an undrafted free agent with the Chiefs in 2020.

Transactions:

Originally entered the NFL as an undrafted free agent with Kansas City in 2020.

COLLEGE

Appeared in 35 games (21 starts) at West Virginia recording 135 tackles (106 solo), 4.5 tackles for loss, two interceptions, 18 passes defended and two forced fumbles for his career ... As a senior was the fourth-leading tackler for WVU with 58 tackles (43 solo), adding 1.0 sack, one interception, one forced fumble and nine pass breakups ... Named Academic All-Big 12 First Team in 2018 and 2019 ... Transferred to WVU in January of 2017 from Iowa Western CC ... In 2016 at Iowa Western CC recorded 40 tackles (27 solo), 1.5 tackles for loss and a team-leading five interceptions and nine pass breakups ... Named NJCAA All-Region 11 First Team and All-Iowa Community College Athletic Conference First Team.

PERSONAL

- 👁️ As a senior at Pebblebrook High School recorded four interceptions and two forced fumbles.
- 👁️ Also scored one touchdown on special teams and three touchdowns on offense.
- 👁️ Graduated in August 2019 with his bachelor's degree in multidisciplinary studies from WVU.
- 👁️ Hometown: Atlanta, Ga.



JACKSON BARTON

TACKLE #68
UTAH



2ND YEAR IN THE NFL

2ND YEAR WITH THE CHIEFS

HEIGHT: 6'7"
WEIGHT: 302
DRAFTED: FA-19
BIRTHDAY: 8/8/95

- Second-year tackle enters his second NFL season with the Chiefs in 2020.
- Originally entered the NFL as a seventh-round pick (240th overall) by the Indianapolis Colts in the 2019 NFL Draft.

Transactions:

Signed to Kansas City's active roster from Indianapolis' practice squad (11/11/19) ... Signed to Indianapolis' practice squad (9/1/19) ... Released by Indianapolis (8/31/19) ... Originally entered the NFL as a seventh-round pick (240th overall) by the Indianapolis Colts in the 2019 NFL Draft.

COLLEGE

Played in 53 games (29 starts) at Utah and was a First Team All-Pac 12 selection as a senior ... As a senior, started in all 14 games and helped pave the way for the team's 2,520 rushing yards and 23 rushing touchdowns ... He also helped the Utes win the Pac-12 South Division ... In 2017, started in all 13 games and was part of an offensive line that blocked the way for the Utes to average 413.4 yards per game and 2,577 rushing yards on the season ... As a redshirt sophomore, he appeared in 13 games (two starts) and helped Utah rush for 2,782 yards, pass for 2,817 yards and total 46 offensive touchdowns ... In 2015, appeared in all 13 games on special teams and 11 games at left tackle and was on an offensive line that helped the team average 363.0 yards per game while totaling 47 touchdowns on the season ... Redshirted as a true freshman in 2014.

PERSONAL

- Attended Brighton High School where was named First Team 5A All-State as a junior and senior year and Second Team 5A All-State as a sophomore.
- Also played basketball at Brighton High School.
- Majored in economics at Utah.
- Hometown: Salt Lake City, Utah

JACKSON BARTON'S NFL REGULAR SEASON STATISTICS

DATE	TEAM	GP	GS
2019	Colts	0	0
2019	Chiefs	0	0
2019	TOTAL	0	0
NFL TOTALS		0	0

Went from **Indianapolis** to **Kansas City**.

JACKSON BARTON'S NFL POSTSEASON STATISTICS

DATE	TEAM	GP	GS
2019	Chiefs	0	0
NFL TOTALS		0	0

2019 GAME-BY-GAME REGULAR SEASON STATISTICS (COLTS/CHIEFS)

DATE	OPPONENT	P/S		W/L	SCORE
09/08	at Chargers		PRACTICE SQUAD	L	24-30+
09/15	at Titans		PRACTICE SQUAD	W	19-17
09/22	Falcons		PRACTICE SQUAD	W	27-24
09/29	Raiders		PRACTICE SQUAD	L	24-31
10/06	at Chiefs		PRACTICE SQUAD	W	19-13
10/20	Texans		PRACTICE SQUAD	W	30-23
10/27	Broncos		PRACTICE SQUAD	W	15-13
11/03	at Steelers		PRACTICE SQUAD	L	24-26
11/10	Dolphins		PRACTICE SQUAD	L	12-16
			Went from Colts to Chiefs .		
11/18	at Chargers		INACTIVE	W	24-17
12/01	Raiders		INACTIVE	W	40-9
12/08	at Patriots		INACTIVE	W	23-16
12/15	Broncos		INACTIVE	W	23-3
12/22	at Bears		INACTIVE	W	26-3
12/29	Chargers		INACTIVE	W	31-21
2019 TOTALS		0-0		11-4	

+ - Overtime

2019 GAME-BY-GAME POSTSEASON STATISTICS (CHIEFS)

DATE	OPPONENT	P/S		W/L	SCORE
01/12	Texans		INACTIVE	W	51-31
01/19	Titans		INACTIVE	W	35-24
02/02	49ers		INACTIVE	W	31-20
2019 TOTALS		0-0		3-0	



BASHAUD BREELAND

CORNERBACK #21
CLEMSON



7TH YEAR IN THE NFL

2ND YEAR WITH THE CHIEFS

HEIGHT: 5'11"
WEIGHT: 195
DRAFTED: UFA-19
BIRTHDAY: 1/30/92

- Seventh-year cornerback enters his second season with the Chiefs in 2020.
- Recorded his first career postseason interception in Super Bowl LIV against San Francisco. Finished the game with a team-high seven tackles (six solo), including two for loss, one pass defended and one interception.
- From 2014-16, became the first member of the Redskins since Fred Smoot (2001-03) to open a career with multiple interceptions in three straight seasons.
- During the 2014 season, became the first Redskins rookie to finish a season with sole possession for the

team lead in interceptions (two) since Fred Smoot in 2001.

Honors:

- Named to Gil Brandt's 2014 All-Rookie Team.

Transactions:

Re-Signed by Kansas City (4/14/20) ... Signed by Kansas City (3/19/19) ... Signed by Green Bay (9/26/18) ... Originally entered the NFL as a fourth-round pick (102nd overall) by the Washington Redskins in the 2014 NFL Draft.

COLLEGE

Played at Clemson from 2010-13 appearing in 37 games (24 starts), compiling 159 tackles (8.5 for loss), 3.0 sacks, six interceptions, 20 pass breakups and two forced fumbles ... Earned second-team All-ACC honors from the media as a junior in 2013, tallying 74 tackles, four interceptions, 2.0 sacks, and a team-high 13 pass breakups in 13 games (12 starts) ... Tied for fifth in the ACC in interceptions ... Appeared in 10 games (five starts) as a sophomore in 2012, finishing the year with 32 tackles, 1.0 sack and three pass breakups ... Had 53 tackles, two interceptions (returned for 93 yards) and four pass breakups during a redshirt freshman campaign that saw him start seven of the 14 games in which he appeared in 2011 ... Recorded first career interception at Maryland, a one-handed pick with Clemson down 35-17 that sparked the Tigers' rally to a 56-45 victory ... Redshirted in 2010.

PERSONAL

- Attended Allendale-Fairfax High School in Allendale, S.C., where he rushed for 1,270 yards and 15 touchdowns as a senior and was an all-state selection by The State.
- Was also a starter on the basketball team and was one of the top track performers in South Carolina.
- Won a state title in the 400m hurdles as a sophomore and junior and helped his team to the state title in track as a junior.
- Majored in community recreation, sport, & camp management.
- Hometown: Allendale, S.C.
- First name pronounced: BA-shaud.

BASHAUD BREELAND'S NFL REGULAR SEASON DEFENSIVE STATISTICS

DATE	TEAM	GP	GS	TACKLES							INTERCEPTIONS					O. FUMB			ST			MISC						
				TK	S	A	TFL	YDS	SK	YDS	QBH	NO	YDS	LG	TD	PD	FF	FR	YDS	TK	S	A	FF	FR	S	A		
2014	Washington	16	15	62	53	9	3	5	0.0	0.0	1	2	0	0	0	14	2	0	0	4	4	0	0	0	0	0		
2015	Washington	15	14	81	59	22	5	8	0.0	0.0	0	2	56	28	0	16	3	2	-1	0	0	0	0	0	0	0		
2016	Washington	14	14	71	60	11	1	2	1.0	3.0	1	3	32	26	0	11	2	0	0	2	2	0	0	0	0	0		
2017	Washington	15	14	47	34	13	0	0	0.0	0.0	0	1	96	96t	1	19	0	0	0	3	3	0	0	0	0	0		
2018	Washington	0	0	0	0	0	0	0	0.0	0.0	0	0	0	0	0	0	0	0	0	0	0	0	0	0	0	0		
Went from Washington to Green Bay .																												
2018	Packers	7	5	20	16	4	1	3	0.0	0.0	0	2	48	26	1	4	0	1	0	0	0	0	0	0	0	0	0	0
2018	TOTAL	7	5	20	16	4	1	3	0.0	0.0	0	2	48	26	1	4	0	1	0	0	0	0	0	0	0	0	0	0
2019	Chiefs	16	15	48	37	11	1	6	0.0	0.0	1	2	4	4	0	8	0	2	114	0	0	0	0	0	0	0	0	
NFL TOTALS		83	77	329	259	70	11	24	1.0	3.0	3	12	236	96t	2	72	7	5	113	9	9	0	0	0	0	0	0	

BASHAUD BREELAND'S NFL POSTSEASON DEFENSIVE STATISTICS

DATE	TEAM	GP	GS	TACKLES								INTERCEPTIONS					O. FUMB			ST				MISC		
				TK	S	A	TFL	YDS	SK	YDS	QBH	NO	YDS	LG	TD	PD	FF	FR	YDS	TK	S	A	FF	FR	S	A
2015	Washington	1	1	7	5	2	0	0	0.0	0.0	0	0	0	0	0	0	1	1	0	0	0	0	0	0	0	0
2019	Chiefs	3	3	18	15	3	2	2	0.0	0.0	0	1	1	1	0	3	0	0	0	0	0	0	0	0	0	
NFL TOTALS		4	4	25	20	5	2	2	0.0	0.0	0	1	1	1	0	3	1	1	0	0	0	0	0	0	0	

SINGLE-GAME HIGHS: DEFENSIVE

Total Tackles	12 vs. Tampa Bay Buccaneers, Oct 25, 2015 11 at Carolina Panthers, Nov 22, 2015 10 vs. Dallas Cowboys, Sep 18, 2016 10 vs. Dallas Cowboys, Dec 28, 2014 9 vs. Pittsburgh Steelers, Sep 12, 2016 ...1 more at 9.	Tackles For Loss	2 vs. Tennessee Titans, Oct 19, 2014 1 at Oakland Raiders, Sep 15, 2019 1 at Chicago Bears, Dec 16, 2018 1 vs. Carolina Panthers, Dec 19, 2016 ...6 more at 1.
Sacks	1.0 at Philadelphia Eagles, Dec 11, 2016	Interceptions	2 at Chicago Bears, Dec 24, 2016 1 at New England Patriots, Dec 08, 2019
Passes Defensed	4 vs. New York Giants, Nov 29, 2015 4 at Atlanta Falcons, Oct 11, 2015 4 at Dallas Cowboys, Oct 27, 2014 3 at New York Giants, Dec 31, 2017 ...3 more at 3.	Interception Return Yards	96 at Los Angeles Chargers, Dec 10, 2017 28 at New York Jets, Oct 18, 2015 28 at Atlanta Falcons, Oct 11, 2015 26 vs. Miami Dolphins, Nov 11, 2018 26 vs. Pittsburgh Steelers, Sep 12, 2016
Forced Fumbles	1 at Philadelphia Eagles, Dec 11, 2016 1 at Arizona Cardinals, Dec 04, 2016 1 at Philadelphia Eagles, Dec 26, 2015 ...4 more at 1.	Special Teams Tackles	1 at New Orleans Saints, Nov 19, 2017 1 vs. Oakland Raiders, Sep 24, 2017 1 at Los Angeles Rams, Sep 17, 2017 ...6 more at 1.
Fumble Recoveries	2 at New York Jets, Oct 18, 2015 1 at Detroit Lions, Sep 29, 2019 1 at Jacksonville Jaguars, Sep 08, 2019 1 vs. Atlanta Falcons, Dec 09, 2018		

SINGLE-GAME HIGHS - POSTSEASON: DEFENSIVE

Total Tackles	7 vs. San Francisco 49ers, Feb 02, 2020 7 vs. Houston Texans, Jan 12, 2020 7 vs. Green Bay Packers, Jan 10, 2016 4 vs. Tennessee Titans, Jan 19, 2020	Tackles For Loss	2 vs. San Francisco 49ers, Feb 02, 2020
Passes Defensed	1 vs. San Francisco 49ers, Feb 02, 2020 1 vs. Tennessee Titans, Jan 19, 2020 1 vs. Houston Texans, Jan 12, 2020	Interceptions	1 vs. San Francisco 49ers, Feb 02, 2020
Forced Fumbles	1 vs. Green Bay Packers, Jan 10, 2016	Interception Return Yards	1 vs. San Francisco 49ers, Feb 02, 2020
Fumble Recoveries	1 vs. Green Bay Packers, Jan 10, 2016		

2014 GAME-BY-GAME REGULAR SEASON STATISTICS (WASHINGTON)

DATE	OPPONENT	P/S	TACKLES								INTERCEPTIONS					O. FUMB			ST				MISC		W/L	SCORE
			TK	S	A	SK	YDS	TFL	YDS	QBH	NO	YDS	LG	TD	PD	FF	FR	YDS	TK	S	A	FF	FR	S		
09/07	at Texans	S	1	1	0	0.0	0.0	0	0	0	0	0	0	0	0	0	0	0	0	0	0	0	0	0	L	6-17
09/14	Jaguars	S	0	0	0	0.0	0.0	0	0	0	0	0	0	0	1	0	0	0	1	1	0	0	0	0	W	41-10
09/21	at Eagles	P	3	3	0	0.0	0.0	0	0	0	0	0	0	0	0	1	0	0	0	0	0	0	0	0	L	34-37
09/25	Giants	S	2	2	0	0.0	0.0	0	0	0	0	0	0	0	0	0	0	0	0	0	0	0	0	0	L	14-45
10/06	Seahawks	S	3	1	2	0.0	0.0	0	0	0	0	0	0	0	0	0	0	0	0	0	0	0	0	0	L	17-27
10/12	at Cardinals	S	5	5	0	0.0	0.0	0	0	0	0	0	0	0	0	0	0	0	0	0	0	0	0	0	L	20-30
10/19	Titans	S	5	5	0	0.0	0.0	2	5	0	1	0	0	0	1	0	0	0	0	0	0	0	0	0	W	19-17
10/27	at Cowboys	S	6	6	0	0.0	0.0	0	0	0	0	0	0	0	4	1	0	0	0	0	0	0	0	0	W	20-17+
11/02	at Vikings	S	4	4	0	0.0	0.0	0	0	0	0	0	0	0	2	0	0	0	0	0	0	0	0	0	L	26-29
11/16	Buccaneers	S	3	2	1	0.0	0.0	0	0	0	0	0	0	0	0	0	0	0	0	0	0	0	0	0	L	7-27
11/23	at 49ers	S	5	4	1	0.0	0.0	0	0	0	0	0	0	0	1	0	0	0	0	0	0	0	0	0	L	13-17
11/30	at Colts	S	4	3	1	0.0	0.0	0	0	1	0	0	0	0	0	0	0	0	0	0	0	0	0	0	L	27-49
12/07	Rams	S	2	2	0	0.0	0.0	0	0	0	0	0	0	0	1	0	0	0	1	1	0	0	0	0	L	0-24
12/14	at Giants	S	5	5	0	0.0	0.0	0	0	0	0	0	0	0	3	0	0	0	1	1	0	0	0	0	L	13-24
12/20	Eagles	S	4	2	2	0.0	0.0	1	0	0	1	0	0	0	1	0	0	0	1	1	0	0	0	0	W	27-24
12/28	Cowboys	S	10	8	2	0.0	0.0	0	0	0	0	0	0	0	0	0	0	0	0	0	0	0	0	0	L	17-44
2014 TOTALS	16-15		62	53	9	0.0	0.0	3	5	1	2	0	0	0	14	2	0	0	4	4	0	0	0	0	0	4-12

+ - Overtime



HARRISON BUTKER

KICKER #7
GEORGIA TECH

4TH YEAR IN
THE NFL

4TH YEAR WITH
THE CHIEFS

HEIGHT: 6'4"
WEIGHT: 205
DRAFTED: FA-17
BIRTHDAY: 7/14/95



📌 Fourth-year kicker enters his fourth season with the Chiefs in 2020.

📌 Passed the 100-point plateau for the third-consecutive season, finishing the 2019 season with 147 points. His 147 points in one season are the most by any kicker in Chiefs history and only trail RB Priest Holmes (162) for the most by any player franchise history.

📌 In his NFL debut vs. Washington on October 2, 2017 Butker converted 26-, 32- and 43-yard field goals. His 43-yard field goal gave the Chiefs a 23-20 lead with four seconds left on the clock, sealing the game.

📌 Originally entered the NFL as a seventh-round pick (233rd overall) by the Carolina Panthers in the 2017 NFL Draft.

Career Highlights:

📌 With 38 made field goals during the 2017 season Butker holds the franchise record for most field goals made in a single season.

📌 Tied for fourth in franchise history for most field goals made of 50+ yards in a Chiefs kicker's career with seven with K Cairo Santos (seven; 2014-16).

📌 In the game against Denver (12/31/17), he converted two field goals and three PATs good for nine points. He owned 142 points for the 2017 season, ranking first in franchise history for most points by a kicker in a single season, passing Nick Lowery's previous mark of 139 set in 1990. His 142 points rank third in franchise history for most points in a single-season by a player at any position.

📌 Butker converted a field goal in 13 consecutive games in 2017, giving him the second-longest individual streak in a single-season in franchise history behind Pro Football Hall of Fame kicker Jan Stenerud with 14.

📌 In the game vs. the Buffalo Bills (11/26/17), Butker converted a 45-yard field goal, giving him 23 consecutive made field goals, which ranks first for the most consecutive field goals made in franchise history.

📌 In the game vs. Minnesota (11/3/19), Butker converted 54- and 44-yards field goals in the final three minutes of the game allowing the Chiefs to tie and then win the game. The last kicker in NFL History to kick a game tying FG of 50+ yards and a FG of 40+ yards to put his team ahead for good with both coming in the final three minutes of the fourth quarter is Martin Gramatica on Oct. 27, 2002.

📌 Butker has 426 career points in his first three NFL seasons, the most by any player in NFL history in their

first three seasons. His 426 points are the seventh-most all-time points in franchise history.

📌 In the game vs. Chicago (12/22/19), Butker connected on a career-long 56-yard field goal. He owns nine made field goals of 50 or more yards, tying K Ryan Succop for the third-most in Chiefs history. His three made field goals of 50 or more yards this season are tied for the fourth-most in a single season in franchise history. His 56-yard field goal is the fourth-longest made field goal in Chiefs annals.

📌 In the game vs. the Los Angeles Chargers (12/29/19), Butker reached 147 points on the season, setting a new record for the most points by a kicker in a single season, trailing only Priest Holmes' 162 points in 2003.

📌 In the game vs. the Texans (1/12/20), Butker made six extra points, giving him 17 made PATs in his postseason career with the Chiefs and ranking him first in franchise history.

📌 During the 2019 postseason, Butker converted 21 points, the most of his career. He owns 38 total postseason points, the second-most in Chiefs postseason history.

📌 Butker's 26 PATs in the postseason are the most in franchise history.

Honors:

📌 Named the AFC Special Teams Player of the Month for November during the 2019 season.

📌 Named AFC Special Teams Player of the Week following Week 9 of 2019 season, after the Chiefs victory over the Minnesota Vikings where Butker went four-for-four logging 54- and 44-yard kicks.

📌 Named the AFC Special Teams Player of the Month for December during the 2017 season.

📌 Named the AFC Special Teams Player of the Week twice during the 2017 season (Weeks 8 and 16). Butker is just the third rookie in Chiefs' history to win the award multiple times, joining WR Tyreek Hill (2016) and WR Tamarick Vanover (1995).

📌 Was named to the PFWA's All-Rookie team following the 2017 season.

Transactions:

Signed to Kansas City's active roster from Carolina's practice squad (9/26/17) ... Signed to Carolina's practice squad (9/14/17) ... Released by Carolina (9/13/17) ... Originally entered the NFL as a seventh-round pick (233rd overall) by the Carolina Panthers in the 2017 NFL Draft.

COLLEGE

Played in 52 games at Georgia Tech ... Finished his career first in school history with 337 points scored and third with a 71.7 field goal percentage ... Converted a school record 208-of-210 extra point tries ... Ended his career with 102 consecutive extra points made ... Connected on 43-of-60 field goal attempts, including four-of-seven from 50 yards or more with a long of 53 yards ... Recorded 177 touchbacks on 294 kickoffs ... Named All-Atlantic Coast Conference honorable mention his senior year.

PERSONAL

- 🏈 Lettered three years in football and basketball, and four years in soccer at Westminster High School in Atlanta, Ga.
- 🏈 Named all-state kicker in 2011 and 2012.
- 🏈 Holds Westminster's school record for longest field goal (53 yards) and also holds school mark for most field goals in a season, going 16-for-17 during his junior year.
- 🏈 Won a pair of state championships on the soccer field in 2011 and 2012.
- 🏈 Graduated from Georgia Tech with a degree in industrial engineering.
- 🏈 Hometown: Decatur, Ga.

HARRISON BUTKER'S NFL REGULAR SEASON KICKING STATISTICS

DATE	TEAM	GP	FGM	FGA	PCT.	LG	XP	XPA	PCT.	BLK	PTS
2017	Panthers	0	0	0	0.0	0	0	0	0.0	0	0
Went from Carolina to Kansas City .											
2017	Chiefs	13	38	42	90.5	53	28	28	100.0	0	142
2017	TOTAL	13	38	42	90.5	53	28	28	100.0	0	142
2018	Chiefs	16	24	27	88.9	54	65	69	94.2	0	137
2019	Chiefs	16	34	38	89.5	56	45	48	93.8	1	147
NFL TOTALS		45	96	107	89.7	56	138	145	95.2	1	426

HARRISON BUTKER'S NFL POSTSEASON KICKING STATISTICS

DATE	TEAM	GP	FGM	FGA	PCT.	LG	XP	XPA	PCT.	BLK	PTS
2017	Chiefs	1	0	1	0.0	0	3	3	100.0	0	3
2018	Chiefs	2	2	2	100.0	39	8	8	100.0	0	14
2019	Chiefs	3	2	2	100.0	31	15	16	93.8	0	21
NFL TOTALS		6	4	5	80.0	39	26	27	96.3	0	38

HARRISON BUTKER'S NFL REGULAR SEASON FIELD-GOAL ACCURACY STATISTICS

DATE	TEAM	1-19	PCT.	20-29	PCT.	30-39	PCT.	40-49	PCT.	50+	PCT.
2017	Panthers	0-0	0.0	0-0	0.0	0-0	0.0	0-0	0.0	0-0	0.0
Went from Carolina to Kansas City .											
2017	Chiefs	0-0	0.0	8-8	100.0	16-17	94.1	10-12	83.3	4-5	80.0
2017	TOTAL	0-0	0.0	8-8	100.0	16-17	94.1	10-12	83.3	4-5	80.0
2018	Chiefs	0-0	0.0	9-9	100.0	7-7	100.0	6-7	85.7	2-4	50.0
2019	Chiefs	0-0	0.0	9-9	100.0	9-10	90.0	13-13	100.0	3-6	50.0
NFL TOTALS		0-0	0.0	26-26	100.0	32-34	94.1	29-32	90.6	9-15	60.0

HARRISON BUTKER'S NFL POSTSEASON FIELD-GOAL ACCURACY STATISTICS

DATE	TEAM	1-19	PCT.	20-29	PCT.	30-39	PCT.	40-49	PCT.	50+	PCT.
2017	Chiefs	0-0	0.0	0-0	0.0	0-0	0.0	0-1	0.0	0-0	0.0
2018	Chiefs	0-0	0.0	0-0	0.0	2-2	100.0	0-0	0.0	0-0	0.0
2019	Chiefs	0-0	0.0	1-1	100.0	1-1	100.0	0-0	0.0	0-0	0.0
NFL TOTALS		0-0	0.0	1-1	100.0	3-3	100.0	0-1	0.0	0-0	0.0

SINGLE-GAME HIGHS: KICKER

Field Goals Made	5 vs. Miami Dolphins, Dec 24, 2017 5 vs. Denver Broncos, Oct 30, 2017 5 at Houston Texans, Oct 08, 2017 4 at Tennessee Titans, Nov 10, 2019 ...4 more at 4.	PAT Attempts	7 at Los Angeles Rams, Nov 19, 2018 6 vs. Cincinnati Bengals, Oct 21, 2018 6 at Pittsburgh Steelers, Sep 16, 2018 5 vs. Oakland Raiders, Dec 01, 2019 5 vs. Oakland Raiders, Dec 30, 2018 ...4 more at 5.
Field Goal Attempts	6 vs. Miami Dolphins, Dec 24, 2017 5 at Tennessee Titans, Nov 10, 2019 5 vs. Denver Broncos, Oct 30, 2017 5 at Houston Texans, Oct 08, 2017 4 vs. Minnesota Vikings, Nov 03, 2019 ...6 more at 4.	Points	18 at Houston Texans, Oct 08, 2017 17 vs. Miami Dolphins, Dec 24, 2017 17 vs. Denver Broncos, Oct 30, 2017 16 at Jacksonville Jaguars, Sep 08, 2019 16 at New England Patriots, Oct 14, 2018
Longest Field Goals Made	56 at Chicago Bears, Dec 22, 2019 54 vs. Minnesota Vikings, Nov 03, 2019 54 at Seattle Seahawks, Dec 23, 2018 53 vs. Oakland Raiders, Dec 10, 2017 53 at Oakland Raiders, Oct 19, 2017	Special Teams Tackles	1 vs. Baltimore Ravens, Dec 09, 2018 1 vs. Arizona Cardinals, Nov 11, 2018
PATs Made	6 at Los Angeles Rams, Nov 19, 2018 6 vs. Cincinnati Bengals, Oct 21, 2018 6 at Pittsburgh Steelers, Sep 16, 2018 5 vs. Oakland Raiders, Dec 01, 2019 ...3 more at 5.		

SINGLE-GAME HIGHS - POSTSEASON: KICKER

Field Goals Made	1 vs. San Francisco 49ers, Feb 02, 2020 1 vs. Houston Texans, Jan 12, 2020 1 vs. New England Patriots, Jan 20, 2019 ...1 more at 1.	PATs Made	6 vs. Houston Texans, Jan 12, 2020 5 vs. Tennessee Titans, Jan 19, 2020 4 vs. San Francisco 49ers, Feb 02, 2020 4 vs. New England Patriots, Jan 20, 2019 4 vs. Indianapolis Colts, Jan 12, 2019
Field Goal Attempts	1 vs. San Francisco 49ers, Feb 02, 2020 1 vs. Houston Texans, Jan 12, 2020 1 vs. New England Patriots, Jan 20, 2019 ...2 more at 1.	PAT Attempts	7 vs. Houston Texans, Jan 12, 2020 5 vs. Tennessee Titans, Jan 19, 2020 4 vs. San Francisco 49ers, Feb 02, 2020 4 vs. New England Patriots, Jan 20, 2019 4 vs. Indianapolis Colts, Jan 12, 2019
Longest Field Goals Made	39 vs. New England Patriots, Jan 20, 2019 39 vs. Indianapolis Colts, Jan 12, 2019 31 vs. San Francisco 49ers, Feb 02, 2020 24 vs. Houston Texans, Jan 12, 2020	Points	9 vs. Houston Texans, Jan 12, 2020 7 vs. San Francisco 49ers, Feb 02, 2020 7 vs. New England Patriots, Jan 20, 2019 7 vs. Indianapolis Colts, Jan 12, 2019 5 vs. Tennessee Titans, Jan 19, 2020

2017 GAME-BY-GAME REGULAR SEASON STATISTICS (PANTHERS/CHIEFS)

DATE	OPPONENT		FIELD GOALS				EXTRA POINTS				PTS	W/L	SCORE
			FGM	FGA	PCT	LG	XP	XPA	PCT	BLK			
09/10	at 49ers						INACTIVE				W	23-3	
09/17	Bills						PRACTICE SQUAD				W	9-3	
09/24	Saints						PRACTICE SQUAD				L	13-34	
							Went from Panthers to Chiefs.						
10/02	Washington	P	3	4	75.0	43	2	2	100.0	0	11	W	29-20
10/08	at Texans	P	5	5	100.0	49	3	3	100.0	0	18	W	42-34
10/15	Steelers	P	2	2	100.0	46	1	1	100.0	0	7	L	13-19
10/19	at Raiders	P	3	3	100.0	53	3	3	100.0	0	12	L	30-31
10/30	Broncos	P	5	5	100.0	51	2	2	100.0	0	17	W	29-19
11/05	at Cowboys	P	1	1	100.0	38	2	2	100.0	0	5	L	17-28
11/19	at Giants	P	3	3	100.0	31	0	0	0.0	0	9	L	9-12+
11/26	Bills	P	1	1	100.0	45	1	1	100.0	0	4	L	10-16
12/03	at Jets	P	1	2	50.0	36	4	4	100.0	0	7	L	31-38
12/10	Raiders	P	4	4	100.0	53	2	2	100.0	0	14	W	26-15
12/16	Chargers	P	3	4	75.0	51	3	3	100.0	0	12	W	30-13
12/24	Dolphins	P	5	6	83.3	49	2	2	100.0	0	17	W	29-13
12/31	at Broncos	P	2	2	100.0	30	3	3	100.0	0	9	W	27-24
2017 TOTALS		13	38	42	90.5	53	28	28	100.0	0	142	9-7	

+ - Overtime

2018 GAME-BY-GAME REGULAR SEASON STATISTICS (CHIEFS)

DATE	OPPONENT		FIELD GOALS				EXTRA POINTS				PTS	W/L	SCORE
			FGM	FGA	PCT	LG	XP	XPA	PCT	BLK			
09/09	at Chargers	P	1	1	100.0	46	5	5	100.0	0	8	W	38-28
09/16	at Steelers	P	0	0	0.0	0	6	6	100.0	0	6	W	42-37
09/23	49ers	P	1	1	100.0	37	5	5	100.0	0	8	W	38-27
10/01	at Broncos	P	2	2	100.0	33	3	3	100.0	0	9	W	27-23
10/07	Jaguars	P	3	3	100.0	42	3	3	100.0	0	12	W	30-14
10/14	at Patriots	P	4	4	100.0	43	4	4	100.0	0	16	L	40-43
10/21	Bengals	P	1	2	50.0	26	6	6	100.0	0	9	W	45-10
10/28	Broncos	P	1	1	100.0	24	3	4	75.0	0	6	W	30-23
11/04	at Browns	P	1	1	100.0	39	4	5	80.0	0	7	W	37-21
11/11	Cardinals	P	2	2	100.0	46	2	2	100.0	0	8	W	26-14
11/19	at Rams	P	1	1	100.0	21	6	7	85.7	0	9	L	51-54
12/02	at Raiders	P	2	2	100.0	50	4	5	80.0	1	10	W	40-33
12/09	Ravens	P	2	4	50.0	35	3	3	100.0	0	9	W	27-24+
12/13	Chargers	P	0	0	0.0	0	4	4	100.0	0	4	L	28-29
12/23	at Seahawks	P	3	3	100.0	54	2	2	100.0	0	11	L	31-38
12/30	Raiders	P	0	0	0.0	0	5	5	100.0	0	5	W	35-3
2018 TOTALS	16		24	27	88.9	54	65	69	94.2	1	137	12-4	

+ - Overtime

2019 GAME-BY-GAME REGULAR SEASON STATISTICS (CHIEFS)

DATE	OPPONENT		FIELD GOALS				EXTRA POINTS				PTS	W/L	SCORE
			FGM	FGA	PCT	LG	XP	XPA	PCT	BLK			
09/08	at Jaguars	P	4	4	100.0	46	4	4	100.0	0	16	W	40-26
09/15	at Raiders	P	0	0	0.0	0	4	4	100.0	0	4	W	28-10
09/22	Ravens	P	2	2	100.0	42	3	4	75.0	0	9	W	33-28
09/29	at Lions	P	2	3	66.7	44	4	4	100.0	0	10	W	34-30
10/06	Colts	P	2	2	100.0	36	1	1	100.0	0	7	L	13-19
10/13	Texans	P	1	2	50.0	41	3	3	100.0	0	6	L	24-31
10/17	at Broncos	P	3	3	100.0	39	3	3	100.0	0	12	W	30-6
10/27	Packers	P	1	2	50.0	28	3	3	100.0	0	6	L	24-31
11/03	Vikings	P	4	4	100.0	54	2	2	100.0	0	14	W	26-23
11/10	at Titans	P	4	5	80.0	43	2	3	66.7	0	14	L	32-35
11/18	at Chargers	P	1	1	100.0	41	3	3	100.0	0	6	W	24-17
12/01	Raiders	P	1	1	100.0	50	5	5	100.0	0	8	W	40-9
12/08	at Patriots	P	3	3	100.0	48	2	2	100.0	0	11	W	23-16
12/15	Broncos	P	3	3	100.0	44	0	0	0.0	0	9	W	23-3
12/22	at Bears	P	2	2	100.0	56	2	3	66.7	0	8	W	26-3
12/29	Chargers	P	1	1	100.0	40	4	4	100.0	0	7	W	31-21
2019 TOTALS	16		34	38	89.5	56	45	48	93.8	0	147	12-4	

2017 GAME-BY-GAME POSTSEASON STATISTICS (CHIEFS)

DATE	OPPONENT		FIELD GOALS				EXTRA POINTS				PTS	W/L	SCORE
			FGM	FGA	PCT	LG	XP	XPA	PCT	BLK			
01/06	Titans	P	0	1	0.0	0	3	3	100.0	0	3	L	21-22
2017 TOTALS	1		0	1	0.0	0	3	3	100.0	0	3	0-1	

2018 GAME-BY-GAME POSTSEASON STATISTICS (CHIEFS)

DATE	OPPONENT		FIELD GOALS				EXTRA POINTS				PTS	W/L	SCORE
			FGM	FGA	PCT	LG	XP	XPA	PCT	BLK			
01/12	Colts	P	1	1	100.0	39	4	4	100.0	0	7	W	31-13
01/20	Patriots	P	1	1	100.0	39	4	4	100.0	0	7	L	31-37+
2018 TOTALS	2		2	2	100.0	39	8	8	100.0	0	14	1-1	

+ - Overtime

2019 GAME-BY-GAME POSTSEASON STATISTICS (CHIEFS)

DATE	OPPONENT		FIELD GOALS				EXTRA POINTS				PTS	W/L	SCORE
			FGM	FGA	PCT	LG	XP	XPA	PCT	BLK			
01/12	Texans	P	1	1	100.0	24	6	7	85.7	0	9	W	51-31
01/19	Titans	P	0	0	0.0	0	5	5	100.0	0	5	W	35-24
02/02	49ers	P	1	1	100.0	31	4	4	100.0	0	7	W	31-20
2019 TOTALS	3		2	2	100.0	31	15	16	93.8	0	21	3-0	



TACO CHARLTON

DEFENSIVE END #94
MICHIGAN



4TH YEAR IN THE NFL

1ST YEAR WITH THE CHIEFS

HEIGHT: 6'6"
WEIGHT: 270
DRAFTED: FA-20
BIRTHDAY: 7/11/94

- Fourth-year defensive end enters his first season with the Chiefs in 2020.
- During the 2019 season, became the first Dolphins player since 2008 to record a full sack in each of his first two games with the team (Kendall Langford) after he had sacks on Sept. 22 at Dallas and Sept. 29 vs. L.A. Chargers.
- Originally entered the NFL as a first-round pick (28th

overall) by the Cowboys in the 2017 NFL Draft.

Transactions:

Signed by Kansas City (5/2/20) ... Released by Miami (4/30/20) ... Acquired via waivers by Miami (9/19/19) ... Released by Dallas (9/18/19) ... Originally entered the NFL as a first-round pick (28th overall) by the Dallas Cowboys in the 2017 NFL Draft.

COLLEGE

4-year letterman (2013-16) and 1-year starter at Michigan ... Played in 46 games (15 starts), tallying 93 tackles (55 solo), 19.0 sacks, two passes defensed and one forced fumble ... As a senior, started 11 games, recording 42 tackles (19 solo), 10.0 sacks and two passes defensed ... Named First-Team All-Big Ten.

PERSONAL

- Four-year letterman at Central High School in , playing both sides of the ball as a senior, and compiled 116 tackles, 24 for losses and 19.0 sacks on defense.
- Also lettered for Central High's basketball team.
- Earned a degree in sports management from Michigan.
- Real first name is Vidauntae.
- Hometown: Pickerington, Ohio

TACO CHARLTON'S NFL REGULAR SEASON DEFENSIVE STATISTICS

DATE	TEAM	GP	GS	TACKLES								INTERCEPTIONS					O. FUMB			ST				MISC				
				TK	S	A	TFL	YDS	SK	YDS	QBH	NO	YDS	LG	TD	PD	FF	FR	YDS	TK	S	A	FF	FR	S	A		
2017	Cowboys	16	0	20	14	6	1	1	3.0	14.0	11	0	0	0	0	1	1	0	0	0	0	0	0	0	0	0	0	0
2018	Cowboys	11	7	27	13	14	4	18	1.0	13.0	8	0	0	0	0	1	0	1	0	0	0	0	0	0	0	0	0	0
2019	Cowboys	0	0	0	0	0	0	0	0.0	0.0	0	0	0	0	0	0	0	0	0	0	0	0	0	0	0	0	0	0
		Went from Dallas to Miami .																										
2019	Dolphins	10	5	21	14	7	3	15	5.0	34.0	5	0	0	0	0	0	2	0	0	0	0	0	0	0	0	0	0	0
2019	TOTAL	10	5	21	14	7	3	15	5.0	34.0	5	0	0	0	0	2	0	0	0	0	0	0	0	0	0	0	0	0
NFL TOTALS		37	12	68	41	27	8	34	9.0	61.0	24	0	0	0	0	2	3	1	0	0	0	0	0	0	0	0	0	0

TACO CHARLTON'S NFL POSTSEASON DEFENSIVE STATISTICS

DATE	TEAM	GP	GS	TACKLES								INTERCEPTIONS					O. FUMB			ST				MISC				
				TK	S	A	TFL	YDS	SK	YDS	QBH	NO	YDS	LG	TD	PD	FF	FR	YDS	TK	S	A	FF	FR	S	A		
2018	Cowboys	2	0	1	0	1	0	0	0.0	0.0	0	0	0	0	0	0	0	0	0	0	0	0	0	0	0	0	0	0
NFL TOTALS		2	0	1	0	1	0	0	0.0	0.0	0	0	0	0	0	0	0	0	0	0	0	0	0	0	0	0	0	0

SINGLE-GAME HIGHS: DEFENSIVE

Total Tackles	6 vs. Los Angeles Chargers, Sep 29, 2019	Forced Fumbles	1 at Miami Dolphins, Dec 01, 2019
	5 vs. Tampa Bay Buccaneers, Dec 23, 2018		1 at Pittsburgh Steelers, Oct 28, 2019
	4 at Buffalo Bills, Oct 20, 2019		1 vs. Washington Redskins, Nov 30, 2017
	4 at Miami Dolphins, Oct 13, 2019	Fumble Recoveries	1 vs. New York Giants, Sep 16, 2018
	4 at New York Giants, Dec 30, 2018	Tackles For Loss	1 at Buffalo Bills, Oct 20, 2019
	...4 more at 4.		1 vs. Los Angeles Chargers, Sep 29, 2019
Sacks	1.0 at Miami Dolphins, Dec 01, 2019		1 vs. Miami Dolphins, Sep 22, 2019
	1.0 at Pittsburgh Steelers, Oct 28, 2019		...5 more at 1.
	1.0 at Buffalo Bills, Oct 20, 2019		
	...6 more at 1.0.		
Passes Defensed	1 at Carolina Panthers, Sep 09, 2018		
	1 at San Francisco 49ers, Oct 22, 2017		

SINGLE-GAME HIGHS - POSTSEASON: DEFENSIVE

Total Tackles	1 at Los Angeles Rams, Jan 12, 2019
----------------------	-------------------------------------

2017 GAME-BY-GAME REGULAR SEASON STATISTICS (COWBOYS)

DATE	OPPONENT	P/S	TACKLES							INTERCEPTIONS				O. FUMB			ST				MISC		W/L	SCORE		
			TK	S	A	SK	YDS	TFL	YDS	QBH	NO	YDS	LG	TD	PD	FF	FR	YDS	TK	S	A	FF			FR	S
09/10	Giants	P	0	0	0	0.0	0.0	0	0	0	0	0	0	0	0	0	0	0	0	0	0	0	0	0	W	19-3
09/17	at Broncos	P	1	0	1	0.0	0.0	1	1	1	0	0	0	0	0	0	0	0	0	0	0	0	0	0	L	17-42
09/25	at Cardinals	P	1	1	0	0.0	0.0	0	0	0	0	0	0	0	0	0	0	0	0	0	0	0	0	0	W	28-17
10/01	Rams	P	1	0	1	0.0	0.0	0	0	0	0	0	0	0	0	0	0	0	0	0	0	0	0	0	L	30-35
10/08	Packers	P	0	0	0	0.0	0.0	0	0	0	0	0	0	0	0	0	0	0	0	0	0	0	0	0	L	31-35
10/22	at 49ers	P	1	1	0	0.0	0.0	0	0	2	0	0	0	0	1	0	0	0	0	0	0	0	0	0	W	40-10
10/29	at Washington	P	1	1	0	0.0	0.0	0	0	0	0	0	0	0	0	0	0	0	0	0	0	0	0	0	W	33-19
11/05	Chiefs	P	1	0	1	1.0	3.0	0	0	0	0	0	0	0	0	0	0	0	0	0	0	0	0	0	W	28-17
11/12	at Falcons	P	1	1	0	0.0	0.0	0	0	0	0	0	0	0	0	0	0	0	0	0	0	0	0	0	L	7-27
11/19	Eagles	P	4	3	1	0.0	0.0	0	0	0	0	0	0	0	0	0	0	0	0	0	0	0	0	0	L	9-37
11/23	Chargers	P	0	0	0	0.0	0.0	0	0	0	0	0	0	0	0	0	0	0	0	0	0	0	0	0	L	6-28
11/30	Washington	P	2	2	0	1.0	7.0	0	0	0	0	0	0	0	0	1	0	0	0	0	0	0	0	0	W	38-14
12/10	at Giants	P	3	3	0	0.0	0.0	0	0	2	0	0	0	0	0	0	0	0	0	0	0	0	0	0	W	30-10
12/17	at Raiders	P	0	0	0	0.0	0.0	0	0	3	0	0	0	0	0	0	0	0	0	0	0	0	0	0	W	20-17
12/24	Seahawks	P	1	1	0	1.0	4.0	0	0	2	0	0	0	0	0	0	0	0	0	0	0	0	0	0	L	12-21
12/31	at Eagles	P	3	1	2	0.0	0.0	0	0	1	0	0	0	0	0	0	0	0	0	0	0	0	0	0	W	6-0
2017 TOTALS			16-0	20	14	6	3.0	14.0	1	1	11	0	0	0	0	1	1	0	0	0	0	0	0	0	9-7	

2018 GAME-BY-GAME REGULAR SEASON STATISTICS (COWBOYS)

DATE	OPPONENT	P/S	TACKLES							INTERCEPTIONS				O. FUMB			ST				MISC		W/L	SCORE		
			TK	S	A	SK	YDS	TFL	YDS	QBH	NO	YDS	LG	TD	PD	FF	FR	YDS	TK	S	A	FF			FR	S
09/09	at Panthers	S	4	1	3	0.0	0.0	0	0	1	0	0	0	0	1	0	0	0	0	0	0	0	0	0	L	8-16
09/16	Giants	S	2	1	1	1.0	13.0	1	13	2	0	0	0	0	0	0	1	0	0	0	0	0	0	0	W	20-13
09/23	at Seahawks	S	4	2	2	0.0	0.0	0	0	0	0	0	0	0	0	0	0	0	0	0	0	0	0	0	L	13-24
09/30	Lions	S	4	4	0	0.0	0.0	1	1	0	0	0	0	0	0	0	0	0	0	0	0	0	0	0	W	26-24
10/07	at Texans	S	2	1	1	0.0	0.0	0	0	1	0	0	0	0	0	0	0	0	0	0	0	0	0	0	L	16-19+
10/14	Jaguars	S	0	0	0	0.0	0.0	1	3	0	0	0	0	0	0	0	0	0	0	0	0	0	0	0	W	40-7
10/21	at Washington	S	1	1	0	0.0	0.0	0	0	1	0	0	0	0	0	0	0	0	0	0	0	0	0	0	L	17-20
11/05	Titans	P	1	0	1	0.0	0.0	0	0	1	0	0	0	0	0	0	0	0	0	0	0	0	0	0	L	14-28
11/11	at Eagles										INACTIVE														W	27-20
11/18	at Falcons										INACTIVE														W	22-19
11/22	Washington										INACTIVE														W	31-23
11/29	Saints	P	0	0	0	0.0	0.0	0	0	0	0	0	0	0	0	0	0	0	0	0	0	0	0	0	W	13-10
12/09	Eagles										INACTIVE														W	29-23+
12/16	at Colts										INACTIVE														L	0-23
12/23	Buccaneers	P	5	1	4	0.0	0.0	1	1	0	0	0	0	0	0	0	0	0	0	0	0	0	0	0	W	27-20
12/30	at Giants	P	4	2	2	0.0	0.0	0	0	2	0	0	0	0	0	0	0	0	0	0	0	0	0	0	W	36-35
2018 TOTALS			11-7	27	13	14	1.0	13.0	4	18	8	0	0	0	0	1	0	1	0	0	0	0	0	0	10-6	

+ - Overtime

2019 GAME-BY-GAME REGULAR SEASON STATISTICS (COWBOYS/DOLPHINS)

DATE	OPPONENT	P/S	TACKLES						INTERCEPTIONS				O. FUMB			ST				MISC		W/L	SCORE			
			TK	S	A	SK	YDS	TFL	YDS	QBH	NO	YDS	LG	TD	PD	FF	FR	YDS	TK	S	A			FF	FR	S
09/08	Giants																								W	35-17
09/15	at Washington																								W	31-21
09/22	at Cowboys	P	2	1	1	1.0	5.0	1	5	1	0	0	0	0	0	0	0	0	0	0	0	0	0	0	L	6-31
09/29	Chargers	S	6	4	2	1.0	6.0	1	6	2	0	0	0	0	0	0	0	0	0	0	0	0	0	0	L	10-30
10/13	Washington	S	4	1	3	0.0	0.0	0	0	0	0	0	0	0	0	0	0	0	0	0	0	0	0	0	L	16-17
10/20	at Bills	S	4	3	1	1.0	4.0	1	4	1	0	0	0	0	0	0	0	0	0	0	0	0	0	0	L	21-31
10/28	at Steelers	P	1	1	0	1.0	13.0	0	0	0	0	0	0	0	0	1	0	0	0	0	0	0	0	0	L	14-27
11/03	Jets	S	0	0	0	0.0	0.0	0	0	0	0	0	0	0	0	0	0	0	0	0	0	0	0	0	W	26-18
11/10	at Colts	S	1	1	0	0.0	0.0	0	0	1	0	0	0	0	0	0	0	0	0	0	0	0	0	0	W	16-12
11/17	Bills																								L	20-37
11/24	at Browns	P	0	0	0	0.0	0.0	0	0	0	0	0	0	0	0	0	0	0	0	0	0	0	0	0	L	24-41
12/01	Eagles	P	2	2	0	1.0	6.0	0	0	0	0	0	0	0	1	0	0	0	0	0	0	0	0	0	W	37-31
12/08	at Jets																								L	21-22
12/15	at Giants	P	1	1	0	0.0	0.0	0	0	0	0	0	0	0	0	0	0	0	0	0	0	0	0	0	L	20-36
12/22	Bengals																								W	38-35+
12/29	at Patriots																								W	27-24
2019 TOTALS		10-5	21	14	7	5.0	34.0	3	15	5	0	0	0	0	0	2	0	0	0	0	0	0	0	0	7-9	

+ - Overtime


2018 GAME-BY-GAME POSTSEASON STATISTICS (COWBOYS)

DATE	OPPONENT	P/S	TACKLES						INTERCEPTIONS				O. FUMB			ST				MISC		W/L	SCORE			
			TK	S	A	SK	YDS	TFL	YDS	QBH	NO	YDS	LG	TD	PD	FF	FR	YDS	TK	S	A			FF	FR	S
01/05	Seahawks	P	0	0	0	0.0	0.0	0	0	0	0	0	0	0	0	0	0	0	0	0	0	0	0	0	W	24-22
01/12	at Rams	P	1	0	1	0.0	0.0	0	0	0	0	0	0	0	0	0	0	0	0	0	0	0	0	0	L	22-30
2018 TOTALS		2-0	1	0	1	0.0	0.0	0	0	0	0	0	0	0	0	0	0	0	0	0	0	0	0	0	1-1	



FRANK CLARK

DEFENSIVE END #55
MICHIGAN



6TH YEAR IN THE NFL

2ND YEAR WITH THE CHIEFS

HEIGHT: 6'3"
WEIGHT: 260
DRAFTED: T (SEA)-19
BIRTHDAY: 6/14/93

- 👁 Sixth-year defensive end enters his second season with the Chiefs in 2020.
- 👁 Clark logged his first sack in a Chiefs uniform vs. Baltimore (9/22/19), taking down QB Lamar Jackson for a loss of five yards.
- 👁 Spent four seasons with the Seahawks appearing in 62 games (33 starts).
- 👁 During the 2018 season, led the Seahawks defense with 13.0 sacks (-52.5 yards).
- 👁 Traded to Kansas City from Seattle in exchange for a 2019 first-round pick, a 2020 second-round pick and a 2019 third-round pick swap.

Career Highlights:

- 👁 In Super Bowl LIV vs. San Francisco (2/2/20), Clark notched his fifth sack of the postseason. His 5.0 career Kansas City postseason sacks are tied for the third-most in Chiefs history with DE Aaron Brown.
- 👁 Clark owns 6.0 sacks (-51.0 yards) for his postseason

career with the Seahawks and the Chiefs.

- 👁 In the AFC Championship Game against Tennessee (1/19/20), Clark sacked QB Ryan Tannehill for a loss of 17, marking his fourth sack of the postseason. His 4.0 sacks in the postseason are tied for the fourth-most in franchise history with LB Justin Houston.
- 👁 In the Divisional Round vs. the Houston Texans (1/12/20), Clark recorded first-career multi-sack postseason game with 3.0 sacks.

Honors:

- 👁 Named to the Pro Bowl for the first time in his career following the 2019 season.

Transactions:

Traded to Kansas City from Seattle (4/25/19) ... Originally entered the NFL as a second-round pick (63rd overall) by the Seattle Seahawks in the 2015 NFL Draft.

COLLEGE

Three-year letterman who appeared in 48 games (26 starts) at defensive end for the University of Michigan ... Recorded 120 tackles (67 solo), 11.0 sacks, 35 tackles for a loss, one forced fumble, four fumble recoveries, six passes defensed and one interception over the course of his career ... Earned the Richard Katcher Award, given to U-M's top defensive lineman, after his junior year.

PERSONAL

- 👁 Attended Glenville High School in Cleveland, Ohio.
- 👁 Recorded 70 tackles and 19.0 sacks as a senior.
- 👁 Also caught 12 passes his senior year, including three for touchdowns.
- 👁 Hometown: Cleveland, Ohio.

FRANK CLARK'S NFL REGULAR SEASON DEFENSIVE STATISTICS

DATE	TEAM	GP	GS	TACKLES							INTERCEPTIONS					O. FUMB			ST				MISC					
				TK	S	A	TFL	YDS	SK	YDS	QBH	NO	YDS	LG	TD	PD	FF	FR	YDS	TK	S	A	FF	FR	S	A		
2015	Seahawks	15	0	16	15	1	4	19	3.0	16.0	6	0	0	0	0	2	1	0	0	0	0	0	0	0	0	0	0	0
2016	Seahawks	15	5	47	25	22	11	43	10.0	68.5	18	0	0	0	0	2	1	27	0	0	0	0	0	0	0	0	0	0
2017	Seahawks	16	12	32	19	13	10	64	9.0	73.5	21	0	0	0	0	2	2	1	0	0	0	0	0	0	0	0	0	0
2018	Seahawks	16	16	41	33	8	10	42	13.0	52.5	27	1	26	26	0	2	3	2	0	0	0	0	0	0	0	0	0	0
2019	Chiefs	14	11	37	27	10	12	64	8.0	51.0	14	1	5	5	0	4	3	1	0	0	0	0	0	0	0	0	0	0
NFL TOTALS		76	44	173	119	54	47	232	43.0	261.5	86	2	31	26	0	10	11	5	27	0	0	0	0	0	0	0	0	0

FRANK CLARK'S NFL POSTSEASON DEFENSIVE STATISTICS

DATE	TEAM	GP	GS	TACKLES							INTERCEPTIONS					O. FUMB			ST				MISC					
				TK	S	A	TFL	YDS	SK	YDS	QBH	NO	YDS	LG	TD	PD	FF	FR	YDS	TK	S	A	FF	FR	S	A		
2015	Seahawks	2	0	3	2	1	1	10	1.0	10.0	1	0	0	0	0	1	0	0	0	0	0	0	0	0	0	0	0	0
2016	Seahawks	2	0	1	1	0	0	0	1.0	6.0	2	0	0	0	0	0	1	0	0	0	0	0	0	0	0	0	0	
2018	Seahawks	1	1	4	2	2	1	10	1.0	10.0	3	0	0	0	0	0	0	0	0	0	0	0	0	0	0	0	0	
2019	Chiefs	3	3	9	6	3	5	51	5.0	51.0	7	0	0	0	0	0	0	0	0	0	0	0	0	0	0	0	0	
NFL TOTALS		8	4	17	11	6	7	71	8.0	77.0	13	0	0	0	0	1	1	0	0	0	0	0	0	0	0	0	0	

SINGLE-GAME HIGHS: DEFENSIVE

Total Tackles	6 at New Orleans Saints, Oct 30, 2016 5 at Los Angeles Chargers, Nov 18, 2019 5 at Denver Broncos, Oct 17, 2019 5 at San Francisco 49ers, Dec 16, 2018 ...3 more at 5.	Fumble Recoveries	1 vs. Houston Texans, Oct 13, 2019 1 vs. Arizona Cardinals, Dec 30, 2018 1 at Detroit Lions, Oct 28, 2018 ...2 more at 1.
Sacks	2.5 at Oakland Raiders, Oct 14, 2018 2.0 at Denver Broncos, Oct 17, 2019 2.0 vs. Green Bay Packers, Nov 15, 2018 2.0 vs. Philadelphia Eagles, Dec 03, 2017 ...3 more at 2.0.	Tackles For Loss	3 vs. Philadelphia Eagles, Dec 03, 2017 2 at New England Patriots, Dec 08, 2019 2 at Denver Broncos, Oct 17, 2019 2 at Chicago Bears, Sep 17, 2018 ...6 more at 2.
Passes Defensed	2 at Minnesota Vikings, Dec 06, 2015 1 vs. Los Angeles Chargers, Dec 29, 2019 1 at Los Angeles Chargers, Nov 18, 2019 1 at Tennessee Titans, Nov 10, 2019 ...5 more at 1.	Interceptions	1 at Jacksonville Jaguars, Sep 08, 2019 1 vs. Los Angeles Rams, Oct 07, 2018
Forced Fumbles	2 at Oakland Raiders, Oct 14, 2018 1 at Los Angeles Chargers, Nov 18, 2019 1 at Denver Broncos, Oct 17, 2019 1 vs. Houston Texans, Oct 13, 2019 ...6 more at 1.	Interception Return Yards	26 vs. Los Angeles Rams, Oct 07, 2018 5 at Jacksonville Jaguars, Sep 08, 2019

SINGLE-GAME HIGHS - POSTSEASON: DEFENSIVE

Total Tackles	4 vs. Tennessee Titans, Jan 19, 2020 4 vs. Houston Texans, Jan 12, 2020 4 at Dallas Cowboys, Jan 05, 2019 2 at Carolina Panthers, Jan 17, 2016 1 vs. San Francisco 49ers, Feb 02, 2020 ...2 more at 1.	Forced Fumbles	1 at Atlanta Falcons, Jan 14, 2017
Sacks	3.0 vs. Houston Texans, Jan 12, 2020 1.0 vs. San Francisco 49ers, Feb 02, 2020 1.0 vs. Tennessee Titans, Jan 19, 2020 1.0 at Dallas Cowboys, Jan 05, 2019 ...2 more at 1.0.	Tackles For Loss	3 vs. Houston Texans, Jan 12, 2020 1 vs. San Francisco 49ers, Feb 02, 2020 1 vs. Tennessee Titans, Jan 19, 2020 1 at Dallas Cowboys, Jan 05, 2019 ...1 more at 1.
Passes Defensed	1 at Minnesota Vikings, Jan 10, 2016		

2015 GAME-BY-GAME REGULAR SEASON STATISTICS (SEAHAWKS)

DATE	OPPONENT	P/S	TACKLES							INTERCEPTIONS					O. FUMB			ST				MISC		W/L	SCORE			
			TK	S	A	SK	YDS	TFL	YDS	QBH	NO	YDS	LG	TD	PD	FF	FR	YDS	TK	S	A	FF	FR			S	A	
09/13	at Rams	P	0	0	0	0.0	0.0	0	0	0	0	0	0	0	0	0	0	0	0	0	0	0	0	0	0	L	31-34+	
09/20	at Packers	P	0	0	0	0.0	0.0	0	0	0	0	0	0	0	0	0	0	0	0	0	0	0	0	0	0	L	17-27	
09/27	Bears	P	2	2	0	0.0	0.0	0	0	0	0	0	0	0	0	0	0	0	0	0	0	0	0	0	0	W	26-0	
10/05	Lions	P	1	1	0	0.0	0.0	0	0	0	0	0	0	0	0	0	0	0	0	0	0	0	0	0	0	W	13-10	
10/11	at Bengals	P	0	0	0	0.0	0.0	0	0	0	0	0	0	0	0	0	0	0	0	0	0	0	0	0	0	L	24-27+	
10/18	Panthers		INACTIVE																							L	23-27	
10/22	at 49ers	P	2	2	0	0.0	0.0	1	3	0	0	0	0	0	0	0	0	0	0	0	0	0	0	0	0	0	W	20-3
11/01	at Cowboys	P	1	1	0	0.0	0.0	0	0	1	0	0	0	0	0	0	0	0	0	0	0	0	0	0	0	0	W	13-12
11/15	Cardinals	P	2	2	0	0.0	0.0	0	0	0	0	0	0	0	0	0	0	0	0	0	0	0	0	0	0	L	32-39	
11/22	49ers	P	1	0	1	0.0	0.0	0	0	1	0	0	0	0	0	0	0	0	0	0	0	0	0	0	0	W	29-13	
11/29	Steelers	P	1	1	0	1.0	8.0	1	8	1	0	0	0	0	0	0	0	0	0	0	0	0	0	0	0	W	39-30	
12/06	at Vikings	P	2	2	0	2.0	8.0	2	8	3	0	0	0	0	2	0	0	0	0	0	0	0	0	0	0	W	38-7	
12/13	at Ravens	P	1	1	0	0.0	0.0	0	0	0	0	0	0	0	1	0	0	0	0	0	0	0	0	0	0	W	35-6	
12/20	Browns	P	2	2	0	0.0	0.0	0	0	0	0	0	0	0	0	0	0	0	0	0	0	0	0	0	0	W	30-13	
12/27	Rams	P	0	0	0	0.0	0.0	0	0	0	0	0	0	0	0	0	0	0	0	0	0	0	0	0	0	L	17-23	
01/03	at Cardinals	P	1	1	0	0.0	0.0	0	0	0	0	0	0	0	0	0	0	0	0	0	0	0	0	0	0	W	36-6	
2015 TOTALS		15-0	16	15	1	3.0	16.0	4	19	6	0	0	0	0	2	1	0	0	0	0	0	0	0	0	0	10-6		

+ - Overtime

2016 GAME-BY-GAME REGULAR SEASON STATISTICS (SEAHAWKS)

DATE	OPPONENT	P/S	TACKLES							INTERCEPTIONS				O. FUMB			ST				MISC		W/L	SCORE		
			TK	S	A	SK	YDS	TFL	YDS	QBH	NO	YDS	LG	TD	PD	FF	FR	YDS	TK	S	A	FF			FR	S
09/11	Dolphins	P	3	1	2	1.0	8.0	1	8	1	0	0	0	0	0	0	0	0	0	0	0	0	0	0	W	12-10
09/18	at Rams	P	4	3	1	2.0	11.0	2	11	2	0	0	0	0	0	0	0	0	0	0	0	0	0	L	3-9	
09/25	49ers	P	2	0	2	0.0	0.0	0	0	1	0	0	0	0	0	0	0	0	0	0	0	0	0	W	37-18	
10/02	at Jets	P	1	1	0	0.0	0.0	0	0	2	0	0	0	0	0	0	0	0	0	0	0	0	0	W	27-17	
10/16	Falcons										INACTIVE														W	26-24
10/23	at Cardinals	P	5	4	1	1.5	10.5	1	2	3	0	0	0	0	0	1	0	0	0	0	0	0	0	L	6-6+	
10/30	at Saints	S	6	3	3	1.0	5.0	1	5	1	0	0	0	0	0	0	0	0	0	0	0	0	0	L	20-25	
11/07	Bills	S	3	0	3	1.0	8.5	0	0	3	0	0	0	0	0	0	0	0	0	0	0	0	0	W	31-25	
11/13	at Patriots	S	5	3	2	1.0	5.0	2	6	1	0	0	0	0	0	0	0	0	0	0	0	0	0	W	31-24	
11/20	Eagles	S	3	1	2	0.0	0.0	0	0	0	0	0	0	0	0	0	0	0	0	0	0	0	0	W	26-15	
11/27	at Buccaneers	S	3	2	1	0.0	0.0	2	0	1	0	0	0	0	0	0	0	0	0	0	0	0	0	L	5-14	
12/04	Panthers	P	1	0	1	0.0	0.0	0	0	1	0	0	0	0	0	0	0	0	0	0	0	0	0	W	40-7	
12/11	at Packers	P	0	0	0	0.0	0.0	0	0	0	0	0	0	0	0	0	0	0	0	0	0	0	0	L	10-38	
12/15	Rams	P	2	1	1	1.5	13.5	1	9	2	0	0	0	0	0	0	0	0	0	0	0	0	0	W	24-3	
12/24	Cardinals	P	5	2	3	0.0	0.0	0	0	0	0	0	0	0	0	0	0	0	0	0	0	0	0	L	31-34	
01/01	at 49ers	P	4	4	0	1.0	7.0	1	2	0	0	0	0	0	0	1	1	27	0	0	0	0	0	W	25-23	
2016 TOTALS			15-5	47	25	22	10.0	68.5	11	43	18	0	0	0	0	0	2	1	27	0	0	0	0	10-6		

+ - Overtime

2017 GAME-BY-GAME REGULAR SEASON STATISTICS (SEAHAWKS)

DATE	OPPONENT	P/S	TACKLES							INTERCEPTIONS				O. FUMB			ST				MISC		W/L	SCORE	
			TK	S	A	SK	YDS	TFL	YDS	QBH	NO	YDS	LG	TD	PD	FF	FR	YDS	TK	S	A	FF			FR
09/10	at Packers	P	1	0	1	0.5	3.5	0	0	1	0	0	0	0	0	0	0	0	0	0	0	0	0	L	9-17
09/17	49ers	P	2	2	0	1.0	6.0	1	6	1	0	0	0	0	0	0	0	0	0	0	0	0	0	W	12-9
09/24	at Titans	P	1	0	1	0.0	0.0	0	0	0	0	0	0	0	0	0	0	0	0	0	0	0	0	L	27-33
10/01	Colts	P	4	2	2	0.0	0.0	0	0	1	0	0	0	0	0	0	0	0	0	0	0	0	0	W	46-18
10/08	at Rams	S	3	3	0	1.0	3.0	2	3	1	0	0	0	0	1	1	0	0	0	0	0	0	0	W	16-10
10/22	at Giants	S	1	0	1	0.0	0.0	0	0	2	0	0	0	0	0	0	1	0	0	0	0	0	0	W	24-7
10/29	Texans	S	4	3	1	2.0	19.0	2	19	2	0	0	0	0	0	0	0	0	0	0	0	0	0	W	41-38
11/05	Washington	S	2	0	2	0.0	0.0	0	0	1	0	0	0	0	0	0	0	0	0	0	0	0	0	L	14-17
11/09	at Cardinals	S	0	0	0	0.0	0.0	0	0	2	0	0	0	0	0	0	0	0	0	0	0	0	0	W	22-16
11/20	Falcons	S	0	0	0	0.0	0.0	0	0	0	0	0	0	0	0	0	0	0	0	0	0	0	0	L	31-34
11/26	at 49ers	S	2	1	1	0.5	4.0	1	8	2	0	0	0	0	0	0	0	0	0	0	0	0	0	W	24-13
12/03	Eagles	S	4	3	1	2.0	15.0	3	17	3	0	0	0	0	0	0	0	0	0	0	0	0	0	W	24-10
12/10	at Jaguars	S	1	0	1	0.0	0.0	0	0	1	0	0	0	0	0	0	0	0	0	0	0	0	0	L	24-30
12/17	Rams	S	1	1	0	1.0	12.0	0	0	1	0	0	0	0	0	1	0	0	0	0	0	0	0	L	7-42
12/24	at Cowboys	S	4	2	2	1.0	11.0	1	11	2	0	0	0	0	0	0	0	0	0	0	0	0	0	W	21-12
12/31	Cardinals	S	2	2	0	0.0	0.0	0	0	1	0	0	0	0	1	0	0	0	0	0	0	0	0	L	24-26
2017 TOTALS			16-12	32	19	13	9.0	73.5	10	64	21	0	0	0	0	2	2	1	0	0	0	0	0	9-7	

2018 GAME-BY-GAME REGULAR SEASON STATISTICS (SEAHAWKS)

DATE	OPPONENT	P/S	TACKLES							INTERCEPTIONS				O. FUMB			ST				MISC		W/L	SCORE	
			TK	S	A	SK	YDS	TFL	YDS	QBH	NO	YDS	LG	TD	PD	FF	FR	YDS	TK	S	A	FF			FR
09/09	at Broncos	S	1	1	0	1.0	5.0	1	5	1	0	0	0	0	0	0	0	0	0	0	0	0	0	L	24-27
09/17	at Bears	S	3	3	0	1.0	3.0	2	8	1	0	0	0	0	0	0	0	0	0	0	0	0	0	L	17-24
09/23	Cowboys	S	2	2	0	1.0	0.0	0	0	1	0	0	0	0	0	0	0	0	0	0	0	0	0	W	24-13
09/30	at Cardinals	S	2	2	0	0.0	0.0	1	2	2	0	0	0	0	0	0	0	0	0	0	0	0	0	W	20-17
10/07	Rams	S	2	2	0	0.0	0.0	1	3	0	1	26	26	0	1	1	0	0	0	0	0	0	0	L	31-33
10/14	at Raiders	S	4	3	1	2.5	18.5	0	0	3	0	0	0	0	0	2	0	0	0	0	0	0	0	W	27-3
10/28	at Lions	S	1	1	0	1.0	2.0	1	2	1	0	0	0	0	0	0	1	0	0	0	0	0	0	W	28-14
11/04	Chargers	S	1	1	0	1.0	3.0	1	3	1	0	0	0	0	0	0	0	0	0	0	0	0	0	L	17-25
11/11	at Rams	S	1	0	1	0.5	2.0	0	0	1	0	0	0	0	0	0	0	0	0	0	0	0	0	L	31-36
11/15	Packers	S	4	3	1	2.0	4.0	1	4	2	0	0	0	0	0	0	0	0	0	0	0	0	0	W	27-24
11/25	at Panthers	S	3	1	2	0.0	0.0	0	0	0	0	0	0	0	0	0	0	0	0	0	0	0	0	W	30-27
12/02	49ers	S	3	2	1	0.0	0.0	0	0	3	0	0	0	0	1	0	0	0	0	0	0	0	0	W	43-16
12/10	Vikings	S	4	2	2	1.0	9.0	1	9	2	0	0	0	0	0	0	0	0	0	0	0	0	0	W	21-7
12/16	at 49ers	S	5	5	0	1.0	0.0	0	0	3	0	0	0	0	0	0	0	0	0	0	0	0	0	L	23-26+
12/23	Chiefs	S	4	4	0	0.0	0.0	0	0	3	0	0	0	0	0	0	0	0	0	0	0	0	0	W	38-31
12/30	Cardinals	S	1	1	0	1.0	6.0	1	6	3	0	0	0	0	0	1	0	0	0	0	0	0	0	W	27-24
2018 TOTALS			16-16	41	33	8	13.0	52.5	10	42	27	1	26	26	0	2	3	2	0	0	0	0	0	10-6	

+ - Overtime

2019 GAME-BY-GAME REGULAR SEASON STATISTICS (CHIEFS)

DATE	OPPONENT	P/S	TACKLES							INTERCEPTIONS				O. FUMB			ST				MISC		W/L	SCORE		
			TK	S	A	SK	YDS	TFL	YDS	QBH	NO	YDS	LG	TD	PD	FF	FR	YDS	TK	S	A	FF			FR	S
09/08	at Jaguars	S	1	1	0	0.0	0.0	0	0	0	1	5	5	0	1	0	0	0	0	0	0	0	0	0	W	40-26
09/15	at Raiders	S	3	1	2	0.0	0.0	1	0	0	0	0	0	0	0	0	0	0	0	0	0	0	0	0	W	28-10
09/22	Ravens	S	3	2	1	1.0	5.0	1	5	1	0	0	0	0	0	0	0	0	0	0	0	0	0	0	W	33-28
09/29	at Lions	S	2	0	2	0.0	0.0	0	0	1	0	0	0	0	0	0	0	0	0	0	0	0	0	0	W	34-30
10/06	Colts	S	2	2	0	0.0	0.0	1	4	0	0	0	0	0	0	0	0	0	0	0	0	0	0	0	L	13-19
10/13	Texans	S	1	1	0	0.0	0.0	0	0	1	0	0	0	0	0	1	1	0	0	0	0	0	0	0	L	24-31
10/17	at Broncos	S	5	5	0	2.0	19.0	2	18	1	0	0	0	0	0	1	0	0	0	0	0	0	0	0	W	30-6
10/27	Packers		INACTIVE																				L	24-31		
11/03	Vikings		INACTIVE																				W	26-23		
11/10	at Titans	P	4	4	0	1.0	7.0	1	7	1	0	0	0	0	1	0	0	0	0	0	0	0	0	0	L	32-35
11/18	at Chargers	S	5	2	3	1.0	0.0	1	1	3	0	0	0	0	1	1	0	0	0	0	0	0	0	0	W	24-17
12/01	Raiders	S	2	2	0	0.0	0.0	1	7	0	0	0	0	0	0	0	0	0	0	0	0	0	0	0	W	40-9
12/08	at Patriots	P	4	3	1	1.0	4.0	2	6	1	0	0	0	0	0	0	0	0	0	0	0	0	0	0	W	23-16
12/15	Broncos	P	2	2	0	0.0	0.0	0	0	2	0	0	0	0	0	0	0	0	0	0	0	0	0	0	W	23-3
12/22	at Bears	S	1	1	0	1.0	8.0	1	8	0	0	0	0	0	0	0	0	0	0	0	0	0	0	0	W	26-3
12/29	Chargers	S	2	1	1	1.0	8.0	1	8	3	0	0	0	0	1	0	0	0	0	0	0	0	0	0	W	31-21
2019 TOTALS			14-11	37	27	10	8.0	51.0	12	64	14	1	5	5	0	4	3	1	0	0	0	0	0	0	0	12-4

2015 GAME-BY-GAME POSTSEASON STATISTICS (SEAHAWKS)

DATE	OPPONENT	P/S	TACKLES							INTERCEPTIONS				O. FUMB			ST				MISC		W/L	SCORE		
			TK	S	A	SK	YDS	TFL	YDS	QBH	NO	YDS	LG	TD	PD	FF	FR	YDS	TK	S	A	FF			FR	S
01/10	at Vikings	P	1	1	0	0.0	0.0	0	0	0	0	0	0	0	1	0	0	0	0	0	0	0	0	0	W	10-9
01/17	at Panthers	P	2	1	1	1.0	10.0	1	10	1	0	0	0	0	0	0	0	0	0	0	0	0	0	0	L	24-31
2015 TOTALS			2-0	3	2	1	1.0	10.0	1	10	1	0	0	0	0	1	0	0	0	0	0	0	0	0	0	1-1

2016 GAME-BY-GAME POSTSEASON STATISTICS (SEAHAWKS)

DATE	OPPONENT	P/S	TACKLES							INTERCEPTIONS				O. FUMB			ST				MISC		W/L	SCORE		
			TK	S	A	SK	YDS	TFL	YDS	QBH	NO	YDS	LG	TD	PD	FF	FR	YDS	TK	S	A	FF			FR	S
01/07	Lions	P	0	0	0	0.0	0.0	0	0	0	0	0	0	0	0	0	0	0	0	0	0	0	0	0	W	26-6
01/14	at Falcons	P	1	1	0	1.0	6.0	0	0	2	0	0	0	0	0	1	0	0	0	0	0	0	0	0	L	20-36
2016 TOTALS			2-0	1	1	0	1.0	6.0	0	0	2	0	0	0	0	0	1	0	0	0	0	0	0	0	0	1-1

2018 GAME-BY-GAME POSTSEASON STATISTICS (SEAHAWKS)

DATE	OPPONENT	P/S	TACKLES							INTERCEPTIONS				O. FUMB			ST				MISC		W/L	SCORE		
			TK	S	A	SK	YDS	TFL	YDS	QBH	NO	YDS	LG	TD	PD	FF	FR	YDS	TK	S	A	FF			FR	S
01/05	at Cowboys	S	4	2	2	1.0	10.0	1	10	3	0	0	0	0	0	0	0	0	0	0	0	0	0	0	L	22-24
2018 TOTALS			1-1	4	2	2	1.0	10.0	1	10	3	0	0	0	0	0	0	0	0	0	0	0	0	0	0	0-1

2019 GAME-BY-GAME POSTSEASON STATISTICS (CHIEFS)

DATE	OPPONENT	P/S	TACKLES							INTERCEPTIONS				O. FUMB			ST				MISC		W/L	SCORE		
			TK	S	A	SK	YDS	TFL	YDS	QBH	NO	YDS	LG	TD	PD	FF	FR	YDS	TK	S	A	FF			FR	S
01/12	Texans	S	4	4	0	3.0	25.0	3	25	4	0	0	0	0	0	0	0	0	0	0	0	0	0	0	W	51-31
01/19	Titans	S	4	1	3	1.0	17.0	1	17	1	0	0	0	0	0	0	0	0	0	0	0	0	0	0	W	35-24
02/02	49ers	S	1	1	0	1.0	9.0	1	9	2	0	0	0	0	0	0	0	0	0	0	0	0	0	0	W	31-20
2019 TOTALS			3-3	9	6	3	5.0	51.0	5	51	7	0	0	0	0	0	0	0	0	0	0	0	0	0	3-0	



RODNEY CLEMONS

DEFENSIVE BACK #40
SMU

ROOKIE

HEIGHT: 6'0"
WEIGHT: 205
DRAFTED: CFA-20
BIRTHDAY: 12/28/96



- 👁️ Rookie defensive back enters his first season with the Chiefs in 2020.
- 👁️ Originally entered the NFL as an undrafted free agent with the Chiefs in 2020.

Transactions:

Originally entered the NFL as an undrafted free agent with Kansas City in 2020.

COLLEGE

Appeared in 54 games (50 starts) for SMU recording 275 tackles (205 solo), 11.5 tackles for loss, 2.0 sacks, seven interceptions, 34 passes defended, three forced fumbles and two fumble recoveries for his career ... As a senior started all 13 games and was third on the team with 78 tackles (49 solo), including 3.0 for loss ... Finished career as the all-time leader in total games played (54) at SMU ... Named All-AAC second team in 2019 ... As a junior started all 12 games, registering 72 tackles (54 solo), 2.5 TFLs, one interception, one forced fumble and a blocked field goal for a touchdown ... In 2015 as a true freshman saw action in four games before suffering an injury and receiving a medical redshirt.

PERSONAL

- 👁️ Recorded 115 tackles, six pass breakups and five interceptions in 2014 at Taylor High School
- 👁️ Was named first-team All-District and second-team All-State.
- 👁️ Named first-team All-Greater Houston by the Houston Chronicle.
- 👁️ Also lettered in basketball and track.
- 👁️ Hometown: Katy, Texas



OMARI COBB

**LINEBACKER #59
MARSHALL**

ROOKIE

HEIGHT: 6'4"
WEIGHT: 223
DRAFTED: CFA-20
BIRTHDAY: 5/31/97



- 👁️ Rookie linebacker enters his first season with the Chiefs in 2020.
- 👁️ Originally entered the NFL as an undrafted free agent with the Chiefs in 2020.

Transactions:

Originally entered the NFL as an undrafted free agent with Kansas City in 2020.

COLLEGE

Appeared in 49 games (28 starts), recording 248 tackles, 28 tackles for loss, 12.5 sacks, two interceptions, five passes defended and two forced fumbles ... Was a 10-time game captain in final collegiate season ... Named team captain at end-of-season banquet ... Shared team Defensive MVP honors with fellow linebacker Tavante Beckett ... Conference USA second team all-conference selection ... Started all 13 games at linebacker finishing second on the team with 114 tackles ... Also recorded 7.5 tackles for a loss, 2.0 sacks, one interception, two pass breakups and one forced fumble ... As a junior tied for fourth on the team with 61 tackles, collected 7.5 tackles for a loss, 4.5 sacks and intercepted one pass and had one pass deflection.

PERSONAL

- 👁️ Was a Class 8A All-State third-team selection on defense at Treasure Coast High School.
- 👁️ Hometown: Port St. Lucie, Fla.




MIKE DANNA

DEFENSIVE END #51
MICHIGAN

ROOKIE

HEIGHT: 6'2"
WEIGHT: 261
DRAFTED: D5-20
BIRTHDAY: 4/12/97



👁️ Rookie defensive end enters his first season with the Chiefs in 2020.

👁️ Originally entered the NFL as a fifth-round pick (177th overall) by the Chiefs in the 2020 NFL Draft.

Transactions:

Originally entered the NFL as a fifth-round pick (177th overall) by the Kansas City Chiefs in the 2020 NFL Draft.

COLLEGE

Spent one season at Michigan (2019) where he appeared in all 13 games with one start along the defensive line making 38 tackles including three for loss with 3.0 sacks and one forced fumble to earn his first varsity letter at U-M ... Was on the watch list for the Hendricks Award ... Spent four seasons at Central Michigan (2015-19) where he appeared in 38 games (16 starts) tallying 151 tackles (92 solo), 28.0 tackles for loss, 15.0 sacks, one pass defended, four forced fumbles and four fumble recoveries ... As a senior at Central Michigan earned the Chippewas' Herb Deromedi Most Valuable Player Award, was named to the 2018 Pro Football Focus All-American First Team as a lineman and was named to AllMid-American Conference First Team defense ... Redshirted as a freshman in 2015.

PERSONAL

- 👁️ Attended Warren De La Salle Collegiate High School where he was a two-year starter and varsity letterwinner in football.
- 👁️ Led his team to the 2014 Division 2 state title.
- 👁️ School records for tackles-for-a-loss (20) and sacks (10.0) in a single season in 2014.
- 👁️ Also tallied 52 tackles in just nine games as a senior.
- 👁️ Ranked No. 15 on the Detroit Free Press Fab 50 and the Detroit News Blue Chip list.
- 👁️ Named to the Detroit Free Press, Detroit News and MLive Dream Teams in 2014.
- 👁️ Earned All-State special mention from The Associated Press in 2014.
- 👁️ Named to the 2014 Detroit News All-Metro East first team.
- 👁️ Selected first team All-Macomb County by the Macomb Daily in 2014.
- 👁️ Hometown: Detroit, Mich.



GEHRIG DIETER

WIDE RECEIVER #12
ALABAMA

2ND YEAR IN
THE NFL

4TH YEAR WITH
THE CHIEFS

HEIGHT: 6'3"
WEIGHT: 207
DRAFTED: CFA-17
BIRTHDAY: 2/24/93



- Second-year wide receiver enters his fourth season with the Chiefs in 2020.
- Originally entered the NFL as an undrafted free agent with the Chiefs in 2017.

Transactions:

Signed to Kansas City's practice squad (12/5/19) ... Released by Kansas City (12/3/19) ... Signed to the active roster from the practice squad (11/18/19) ... Signed to

Kansas City's practice squad (10/14/19) ... Released by Kansas City (9/7/19) ... Signed to Kansas City's active roster from the practice squad (11/18/19) ... Signed to Kansas City's practice squad (9/2/18) ... Released by Kansas City (9/1/18) ... Signed by Kansas City (1/8/18) ... Signed to Kansas City's practice squad (9/3/17) ... Released by Kansas City (9/2/17) ... Originally entered the NFL as an undrafted free agent with Kansas City in 2017.

COLLEGE

Appeared in 48 games through four seasons with Southern Methodist University, Bowling Green State University and the University of Alabama ... Totaled 1,880 yards on 154 receptions with 16 touchdowns ... Departed from BGSU in 2015 with several single-season accomplishments, then-ranking fourth all-time in school history in single-season receptions (94), tied-seventh in single-season touchdowns (10) and ninth in single-season receiving yards (1,038) ... Gathered second team All-MAC honors after leading the Falcons to a MAC Championship win with seven receptions and 75 yards in the title game ... Played a key role in Alabama's National Title appearance run after starting 11 games and totaling 15 receptions for 214 yards and four touchdowns ... Was active in the 2017 BCS National Championship game, returning one punt for nine yards.

PERSONAL

- Attended John Adams High School in Cleveland, where he was a three-year starter and an all-state team selection.
- As a senior, posted 30 tackles (18 solo), seven tackles for loss and 5.0 sacks.
- Named to the East-West All Star Game.
- Also participated in basketball and track.
- Hometown: South Bend, Ind.

GEHRIG DIETER'S NFL REGULAR SEASON RUSHING/RECEIVING STATISTICS

DATE	TEAM	RECEIVING							RUSHING				
		GP	GS	NO.	YDS	AVG	LG	TD	NO.	YDS.	AVG.	LG	TD
2017	Chiefs	0	0	0	0	0.0	0	0	0	0	0.0	0	0
2018	Chiefs	4	0	1	22	22.0	22	0	0	0	0.0	0	0
2019	Chiefs	2	0	0	0	0.0	0	0	0	0	0.0	0	0
NFL TOTALS		6	0	1	22	22.0	22	0	0	0	0.0	0	0

GEHRIG DIETER'S NFL POSTSEASON RUSHING/RECEIVING STATISTICS

DATE	TEAM	RECEIVING							RUSHING				
		GP	GS	NO.	YDS	AVG	LG	TD	NO.	YDS.	AVG.	LG	TD
2017	Chiefs	0	0	0	0	0.0	0	0	0	0	0.0	0	0
2018	Chiefs	2	0	1	11	11.0	11	0	0	0	0.0	0	0
2019	Chiefs	0	0	0	0	0.0	0	0	0	0	0.0	0	0
NFL TOTALS		2	0	1	11	11.0	11	0	0	0	0.0	0	0

SINGLE-GAME HIGHS: RUSHING/RECEIVING

Receptions 1 vs. Oakland Raiders, Dec 30, 2018 **All-purpose yards** 22 vs. Oakland Raiders, Dec 30, 2018
Receiving Yards 22 vs. Oakland Raiders, Dec 30, 2018 **Special Teams Tackles** 1 at Los Angeles Chargers, Nov 18, 2019
Longest Receptions 22 vs. Oakland Raiders, Dec 30, 2018 1 at Oakland Raiders, Dec 02, 2018

SINGLE-GAME HIGHS - POSTSEASON: RUSHING/RECEIVING

Receptions 1 vs. Indianapolis Colts, Jan 12, 2019 **Longest Receptions** 11 vs. Indianapolis Colts, Jan 12, 2019
Receiving Yards 11 vs. Indianapolis Colts, Jan 12, 2019 **All-purpose yards** 11 vs. Indianapolis Colts, Jan 12, 2019

2017 GAME-BY-GAME REGULAR SEASON STATISTICS (CHIEFS)

DATE	OPPONENT	P/S	RECEIVING					RUSHING					W/L	SCORE
			NO	YDS	AVG	LG	TD	NO	YDS	AVG	LG	TD		
09/07	at Patriots												W	42-27
09/17	Eagles												W	27-20
09/24	at Chargers												W	24-10
10/02	Washington												W	29-20
10/08	at Texans												W	42-34
10/15	Steelers												L	13-19
10/19	at Raiders												L	30-31
10/30	Broncos												W	29-19
11/05	at Cowboys												L	17-28
11/19	at Giants												L	9-12+
11/26	Bills												L	10-16
12/03	at Jets												L	31-38
12/10	Raiders												W	26-15
12/16	Chargers												W	30-13
12/24	Dolphins												W	29-13
12/31	at Broncos												W	27-24
2017 TOTALS		0-0	0	0	0.0	0	0	0	0	0.0	0	0	10-6	

+ - Overtime

2018 GAME-BY-GAME REGULAR SEASON STATISTICS (CHIEFS)

DATE	OPPONENT	P/S	RECEIVING					RUSHING					W/L	SCORE
			NO	YDS	AVG	LG	TD	NO	YDS	AVG	LG	TD		
09/09	at Chargers												W	38-28
09/16	at Steelers												W	42-37
09/23	49ers												W	38-27
10/01	at Broncos												W	27-23
10/07	Jaguars												W	30-14
10/14	at Patriots												L	40-43
10/21	Bengals												W	45-10
10/28	Broncos												W	30-23
11/04	at Browns												W	37-21
11/11	Cardinals												W	26-14
11/19	at Rams												L	51-54
12/02	at Raiders	P	0	0	0.0	0	0	0	0	0.0	0	0	W	40-33
12/09	Ravens	P	0	0	0.0	0	0	0	0	0.0	0	0	W	27-24+
12/13	Chargers												L	28-29
12/23	at Seahawks	P	0	0	0.0	0	0	0	0	0.0	0	0	L	31-38
12/30	Raiders	P	1	22	22.0	22	0	0	0	0.0	0	0	W	35-3
2018 TOTALS		4-0	1	22	22.0	22	0	0	0	0.0	0	0	12-4	

+ - Overtime

2019 GAME-BY-GAME REGULAR SEASON STATISTICS (CHIEFS)

DATE	OPPONENT	P/S	RECEIVING					RUSHING					W/L	SCORE
			NO	YDS	AVG	LG	TD	NO	YDS	AVG	LG	TD		
09/08	at Jaguars												W	40-26
09/15	at Raiders												W	28-10
09/22	Ravens												W	33-28
09/29	at Lions												W	34-30
10/06	Colts												L	13-19
10/13	Texans												L	24-31
10/17	at Broncos												W	30-6
10/27	Packers												L	24-31
11/03	Vikings												W	26-23
11/10	at Titans												L	32-35
11/18	at Chargers	P	0	0	0.0	0	0	0	0	0.0	0	0	W	24-17
12/01	Raiders	P	0	0	0.0	0	0	0	0	0.0	0	0	W	40-9
12/08	at Patriots												W	23-16
12/15	Broncos												W	23-3
12/22	at Bears												W	26-3
12/29	Chargers												W	31-21
2019 TOTALS		2-0	0	0	0.0	0	0	0	0	0.0	0	0	12-4	

2017 GAME-BY-GAME POSTSEASON STATISTICS (CHIEFS)

DATE	OPPONENT	P/S	RECEIVING					RUSHING					W/L	SCORE	
			NO	YDS	AVG	LG	TD	NO	YDS	AVG	LG	TD			
01/06	Titans		PRACTICE SQUAD										L	21-22	
2017 TOTALS		0-0	0	0	0.0	0	0	0	0	0	0.0	0	0	0	0-1

2018 GAME-BY-GAME POSTSEASON STATISTICS (CHIEFS)

DATE	OPPONENT	P/S	RECEIVING					RUSHING					W/L	SCORE	
			NO	YDS	AVG	LG	TD	NO	YDS	AVG	LG	TD			
01/12	Colts	P	1	11	11.0	11	0	0	0	0.0	0	0	0	W	31-13
01/20	Patriots	P	0	0	0.0	0	0	0	0	0.0	0	0	0	L	31-37+
2018 TOTALS		2-0	1	11	11.0	11	0	0	0	0.0	0	0	0	1-1	

+ - Overtime

2019 GAME-BY-GAME POSTSEASON STATISTICS (CHIEFS)

DATE	OPPONENT	P/S	RECEIVING					RUSHING					W/L	SCORE
			NO	YDS	AVG	LG	TD	NO	YDS	AVG	LG	TD		
01/12	Texans		PRACTICE SQUAD										W	51-31
01/19	Titans		PRACTICE SQUAD										W	35-24
02/02	49ers		PRACTICE SQUAD										W	31-20
2019 TOTALS		0-0	0	0	0.0	0	0	0	0	0.0	0	0	0	3-0



YASIR DURANT

OFFENSIVE LINEMAN #79
MISSOURI

ROOKIE

HEIGHT: 6'7"
WEIGHT: 330
DRAFTED: CFA-20
BIRTHDAY: 5/21/98



- 👁️ Rookie offensive lineman enters his first season with the Chiefs in 2020.
- 👁️ Originally entered the NFL as an undrafted free agent with the Chiefs in 2020.

Transactions:

Originally entered the NFL as an undrafted free agent with Kansas City in 2020.

COLLEGE

Anchored Mizzou's left tackle spot, starting 33 of his final 34 games, missing just one start in that span (vs. South Carolina on Sept. 21, 2019) due to a neck injury ... Protected the blind side of senior QB Kelly Bryant and was part of a unit that allowed just 6.08 tackles for loss per game and just 2.25 sacks per game ... The offense averaged 6.3 yards per play over his 33 career starts ... Excelled at tackle and guard at Arizona Western Community College, where he drew attention for his solid fundamentals and excellent footwork in the trenches.

PERSONAL

- 👁️ Was a three-year letterwinner at Imhotep Institute, helping the Panthers to three straight Public League titles, three city titles and two playoff appearances.
- 👁️ Imhotep went a perfect 15-0 his senior season, becoming the first Philadelphia city public school to win a Pennsylvania Interscholastic Athletic Association football title.
- 👁️ Named a Pennsylvania Football Writers' all-state Class AAA honoree and was a two-time all-conference and all-city selection.
- 👁️ First name pronunciation: YAH-seer
- 👁️ Hometown: Philadelphia, Pa.



CLYDE EDWARDS-HELAIRE

RUNNING BACK #25
LSU

ROOKIE

HEIGHT: 5'8"
WEIGHT: 209
DRAFTED: D1-20
BIRTHDAY: 11/4/99



- 👁️ Rookie running back enters his first season with the Chiefs in 2020.
- 👁️ Originally entered the NFL as a first-round pick (32nd overall) by the Chiefs in the 2020 NFL Draft.

Transactions:

Originally entered the NFL as a first-round pick (32nd overall) by the Kansas City Chiefs in the 2020 NFL Draft.

COLLEGE

Appeared in 41 games at LSU rushing 370 times for 2,158 yards and 23 rushing touchdowns for his career ... Added 69 receptions for 595 yards and one receiving touchdown ... Ranks No. 15 in school history in career rushing yards and holds the LSU single-season record for receptions by a running back (55) ... Put together one of the best seasons for a running back in school history in 2019 with 1,414 rushing yards and 453 receiving yards on 55 receptions ... His 1,414 rushing yards ranks as the third-highest single-season total in LSU history ... Named LSU's MVP and permanent team captain for the Tigers in 2019 ... Named 2019 All-SEC First Team (AP, unanimous; Coaches), Paul Hornung Award Finalist and SEC Offensive Player of the Week (at Alabama).


PERSONAL

- 👁️ Carried the ball 58 times for 496 yards and 10 touchdowns during senior season at Catholic High School.
- 👁️ Named the 2015 Class 5A Championship Most Outstanding Player after leading Catholic High to a 31-28 victory against Archbishop Rummel High School as he caught eight passes for a record 161 yards and rushed for 88 yards and a touchdown.
- 👁️ Competed in the Red Stick Bowl at the conclusion of his senior season and scored the first touchdown of the game.
- 👁️ Became the first freshman to play varsity football in head coach Dale Weiner's 29 seasons at Catholic High School.
- 👁️ Majored in sport administration at LSU.
- 👁️ Hometown: Baton Rouge, La.
- 👁️ Last name pronounced: EE-lair



RASHAD FENTON

CORNERBACK #27
SOUTH CAROLINA



2ND YEAR IN THE NFL

2ND YEAR WITH THE CHIEFS

HEIGHT: 5'11"
WEIGHT: 188
DRAFTED: D6A-19
BIRTHDAY: 2/17/97

- Second-year cornerback enters his second NFL season with the Chiefs in 2020.
- In the 2020 AFC Divisional Round, recorded his first-career sack on a reverse wide receiver pass, taking down Houston WR Kenny Stills for a loss of 14 yards.
- Recorded the first forced fumble of his career, recovered by LB Dorian O'Daniel, on an Oakland WR Trevor Davis kickoff return in Week 13 (12/1/19).
- Logged his first-career interception by picking off

Chargers QB Philip Rivers in Week 11 (11/18/19).

- Selected as the first of two sixth-round picks by the Kansas City Chiefs in 2019 NFL Draft.

Transactions:

Originally entered the NFL as the first of two sixth-round picks (201st overall) in the 2019 NFL Draft by the Kansas City Chiefs.

COLLEGE

Appeared in 48 games (30 starts) for University of South Carolina tallying 122 tackles, five interceptions, one forced fumble and one fumble recovery with 24 passes defended ... Logged a 24.8-yard career kick return average, second in school history, including one kickoff return for a touchdown ... In 2018, recorded 34 tackles with 2.5 tackles for loss, six pass breakups and tied for seventh in the SEC with three interceptions ... One of three players selected by his peers for the Unselfish Teammate Award for the defense.

PERSONAL

- Attended Miami Carol City High School in Miami Gardens, Fla.
- Played in the International Bowl in Arlington, Texas, following his senior season.
- Started on the varsity squad at Norland High as a freshman.
- Majored in interdisciplinary studies at South Carolina.
- Hometown: Miami.

RASHAD FENTON'S NFL REGULAR SEASON DEFENSIVE STATISTICS

DATE	TEAM	GP	GS	TACKLES							INTERCEPTIONS					O. FUMB			ST				MISC			
				TK	S	A	TFL	YDS	SK	YDS	QBH	NO	YDS	LG	TD	PD	FF	FR	YDS	TK	S	A	FF	FR	S	A
2019	Chiefs	12	0	12	9	3	0	0	0.0	0.0	1	1	0	0	0	4	0	0	0	3	2	1	1	0	0	0
NFL TOTALS		12	0	12	9	3	0	0	0.0	0.0	1	1	0	0	0	4	0	0	0	3	2	1	1	0	0	0

RASHAD FENTON'S NFL POSTSEASON DEFENSIVE STATISTICS

DATE	TEAM	GP	GS	TACKLES							INTERCEPTIONS					O. FUMB			ST				MISC			
				TK	S	A	TFL	YDS	SK	YDS	QBH	NO	YDS	LG	TD	PD	FF	FR	YDS	TK	S	A	FF	FR	S	A
2019	Chiefs	3	0	7	6	1	1	14	1.0	14.0	1	0	0	0	0	1	0	0	0	3	3	0	0	0	0	0
NFL TOTALS		3	0	7	6	1	1	14	1.0	14.0	1	0	0	0	0	1	0	0	0	3	3	0	0	0	0	0

SINGLE-GAME HIGHS: DEFENSIVE

Total Tackles 4 at Denver Broncos, Oct 17, 2019
 3 at Los Angeles Chargers, Nov 18, 2019
 2 at Tennessee Titans, Nov 10, 2019
 2 vs. Minnesota Vikings, Nov 03, 2019
 1 vs. Green Bay Packers, Oct 27, 2019

Special Teams Tackles 1 vs. Oakland Raiders, Dec 01, 2019
 1 vs. Houston Texans, Oct 13, 2019
 1 vs. Indianapolis Colts, Oct 06, 2019

Special Teams Forced Fumbles 1 vs. Oakland Raiders, Dec 01, 2019

Passes Defensed 1 vs. Los Angeles Chargers, Dec 29, 2019
 1 at Los Angeles Chargers, Nov 18, 2019
 1 at Tennessee Titans, Nov 10, 2019
 ...1 more at 1.

Interceptions 1 at Los Angeles Chargers, Nov 18, 2019

SINGLE-GAME HIGHS - POSTSEASON: DEFENSIVE

Total Tackles 5 vs. Houston Texans, Jan 12, 2020
 1 vs. San Francisco 49ers, Feb 02, 2020
 1 vs. Tennessee Titans, Jan 19, 2020

Tackles For Loss 1 vs. Houston Texans, Jan 12, 2020

Special Teams Tackles 2 vs. Tennessee Titans, Jan 19, 2020
 1 vs. Houston Texans, Jan 12, 2020

Sacks 1.0 vs. Houston Texans, Jan 12, 2020

Passes Defensed 1 vs. Houston Texans, Jan 12, 2020

2019 GAME-BY-GAME REGULAR SEASON STATISTICS (CHIEFS)

DATE	OPPONENT	P/S	TACKLES							INTERCEPTIONS				O. FUMB			ST				MISC		W/L	SCORE										
			TK	S	A	SK	YDS	TFL	YDS	QBH	NO	YDS	LG	TD	PD	FF	FR	YDS	TK	S	A	FF			FR	S	A							
09/08	at Jaguars	P	0	0	0	0.0	0.0	0	0	0	0	0	0	0	0	0	0	0	0	0	0	0	0	0	0	W	40-26							
09/15	at Raiders		DID NOT PLAY																				W	28-10										
09/22	Ravens	P	0	0	0	0.0	0.0	0	0	0	0	0	0	0	0	0	0	0	0	0	0	0	0	0	0	W	33-28							
09/29	at Lions	P	0	0	0	0.0	0.0	0	0	0	0	0	0	0	0	0	0	0	0	0	0	0	0	0	0	W	34-30							
10/06	Colts	P	0	0	0	0.0	0.0	0	0	0	0	0	0	0	0	0	0	0	0	0	0	0	0	0	0	L	13-19							
10/13	Texans	P	0	0	0	0.0	0.0	0	0	0	0	0	0	0	0	0	0	0	0	0	0	0	0	0	0	L	24-31							
10/17	at Broncos	P	4	3	1	0.0	0.0	0	0	0	0	0	0	0	0	1	0	0	0	0	0	0	0	0	0	W	30-6							
10/27	Packers	P	1	0	1	0.0	0.0	0	0	0	0	0	0	0	0	0	0	0	0	0	0	0	0	0	0	L	24-31							
11/03	Vikings	P	2	2	0	0.0	0.0	0	0	0	0	0	0	0	0	0	0	0	0	0	0	0	0	0	0	W	26-23							
11/10	at Titans	P	2	1	1	0.0	0.0	0	0	0	1	0	0	0	0	1	0	0	0	0	0	0	0	0	0	L	32-35							
11/18	at Chargers	P	3	3	0	0.0	0.0	0	0	0	0	1	0	0	0	1	0	0	0	0	0	0	0	0	0	W	24-17							
12/01	Raiders	P	0	0	0	0.0	0.0	0	0	0	0	0	0	0	0	0	0	0	0	0	0	0	0	0	0	W	40-9							
12/08	at Patriots		INACTIVE																				W	23-16										
12/15	Broncos		INACTIVE																				W	23-3										
12/22	at Bears		INACTIVE																				W	26-3										
12/29	Chargers	P	0	0	0	0.0	0.0	0	0	0	0	0	0	0	1	0	0	0	0	0	0	0	0	0	0	W	31-21							
2019 TOTALS			12-0	12	9	3	0.0	0.0	0	0	0	1	1	0	0	0	4	0	0	0	3	2	1	1	0	0	0	0	0	0	0	0	0	12-4

2019 GAME-BY-GAME POSTSEASON STATISTICS (CHIEFS)

DATE	OPPONENT	P/S	TACKLES							INTERCEPTIONS				O. FUMB			ST				MISC		W/L	SCORE										
			TK	S	A	SK	YDS	TFL	YDS	QBH	NO	YDS	LG	TD	PD	FF	FR	YDS	TK	S	A	FF			FR	S	A							
01/12	Texans	P	5	5	0	1.0	14.0	1	14	1	0	0	0	0	1	0	0	0	0	0	0	0	0	0	0	0	W	51-31						
01/19	Titans	P	1	0	1	0.0	0.0	0	0	0	0	0	0	0	0	0	0	0	0	0	0	0	0	0	0	0	W	35-24						
02/02	49ers	P	1	1	0	0.0	0.0	0	0	0	0	0	0	0	0	0	0	0	0	0	0	0	0	0	0	0	W	31-20						
2019 TOTALS			3-0	7	6	1	1.0	14.0	1	14	1	0	0	0	0	1	0	0	0	0	3	3	0	0	0	0	0	0	0	0	0	0	0	3-0



MAURICE FFRENCH

WIDE RECEIVER #89
PITTSBURGH



ROOKIE

HEIGHT: 5'11"
WEIGHT: 200
DRAFTED: CFA-20
BIRTHDAY: 1/1/98

- 👁️ Rookie wide receiver enters his first season with the Chiefs in 2020.
- 👁️ Originally entered the NFL as an undrafted free agent with the Chiefs in 2020.

Transactions:

Originally entered the NFL as an undrafted free agent with Kansas City in 2020.

COLLEGE

Appeared in 45 games (22 starts) at Pitt, tallying 156 receptions for 1,637 receiving yard and touchdowns and 379 rushing yards on 49 rushing attempts and four touchdowns for his career ... Enjoyed a highly productive senior campaign, compiling 96 receptions for 850 yards and four touchdowns eclipsing Pitt's single-season receptions record held by Larry Fitzgerald (92 catches over 13 games in 2003 ... also averaged an FBS-best 8.7 catches per game, surpassing the school record previously held by Tyler Boyd (7.6 avg. over 13 games in 2015) ... In 2019 named All-ACC (third team) selection as a wide receiver and all-purpose player and Honorable Mention All-ACC in the specialist category.

PERSONAL

- 👁️ Distinguished himself as a rusher, receiver, returner and defender at New Brunswick High School where he was a four-year team captain.
- 👁️ On offense, rushed for 1,375 yards on 106 carries (12.9 avg.) and had 28 catches for 727 yards (25.9 avg.).
- 👁️ Scored 24 total touchdowns (15 rushing, five receiving, two on kickoff returns and two by punt returns).
- 👁️ Compiled 55 tackles, 11 pass breakups and two interceptions on defense.
- 👁️ Named MSG Varsity All-New Jersey, Home News Tribune Offensive Player of the Year and All-Great Middlesex Conference.
- 👁️ Led New Brunswick to a 9-2 record and the Central Group 5 semifinals, the program's winningest campaign in nearly a decade.
- 👁️ Also a basketball and track standout.
- 👁️ Won the Greater Middlesex Conference 100-meter dash title, tying the school record (10.77) set by New York Giants linebacker Jonathan Casillas.
- 👁️ Advanced to capture the New Jersey Group 4 titles in both the 100 meters and 200 meters.
- 👁️ Earned his bachelor's degree in sociology from Pitt.
- 👁️ Hometown: New Brunswick, N.J.



ERIC FISHER

TACKLE #72
CENTRAL MICHIGAN

8TH YEAR IN
THE NFL

8TH YEAR WITH
THE CHIEFS

HEIGHT: 6'7"
WEIGHT: 315
DRAFTED: D1-13
BIRTHDAY: 5/1/91



- 👁 Eighth-year offensive tackle enters his eighth season with the Chiefs in 2020.
- 👁 Has played at both left and right tackle with the Chiefs.
- 👁 Joined the Chiefs as the club's first-round draft choice (first overall) in the 2013 NFL Draft.
- 👁 Was the first of five offensive tackles taken in the first round of the 2013 NFL Draft and the first of nine offensive linemen taken in the first round.
- 👁 Became the third player in team history to join the Chiefs from Central Michigan University, joining LB Frank Zombo (2013) and S Steve Bograkos (1976). He is the first Chippewa player to be drafted by Kansas City.
- 👁 Fisher is the second player the team has ever drafted with the first overall selection in either the AFL or NFL Draft. The Chiefs drafted Pro Football Hall of Fame DT Buck Buchanan out of Grambling State University with the first overall selection in the 1963 AFL Draft.
- 👁 With the selection of Fisher, it marked the fourth time an offensive lineman has been chosen first overall since the advent of the common draft in 1967. The other three

- offensive linemen to have been chosen No. 1 during that span were also tackles - Pro Football Hall of Famer Ron Yary (1968), Orlando Pace (1997) and Jake Long (2008).
- 👁 Became the second player in Central Michigan history to be drafted in the first round, joining San Francisco 49ers Pro Bowl T Joe Staley (No. 28, 2007).
- 👁 First No. 1 overall selection from the MAC in conference history. The previous highest player drafted from the MAC was QB Byron Leftwich from Marshall at No. 7 overall in the 2003 NFL Draft to the Jacksonville Jaguars.

Honors:

- 👁 Recipient of the Chiefs 2019 Ed Block Courage Award.
- 👁 Named to 2019 Pro Bowl following the 2018 season.

Transactions:

Re-signed with Kansas City (7/30/16) ... Signed with Kansas City (7/26/13) ... Originally entered the NFL as the first overall selection in 2013 with the Kansas City Chiefs.

COLLEGE

Played in 42 games (32 starts) at Central Michigan ... Started 26 at left offensive tackle, four at right tackle and two at right guard ... As a starter, he registered 341 knockdowns/key blocks, as he also produced 45 touchdowns resulting blocks ... Started all 13 games at left offensive tackles as a senior in 2012 and was named the Chippewas' Offensive Upfront Player of the Year for the second-straight season ... With him leading the charge, the offensive line allowed just 15 sacks (-101.0 yards) and helped amass 5,122 yards in total offense, their best figure since the 2007 squad set the school record with 6,258 yards ... Started 10 games at left tackle as a junior in 2011 and was named Central Michigan's Offensive Upfront Player of the Year ... Appeared in 11 games (nine starts) as a sophomore in 2010 ... Appeared in eight games (two starts) as a true freshman.

PERSONAL

- 👁 Attended Stoney Creek High School in Rochester Hills, Mich.
- 👁 Lettered three years in both football and basketball.
- 👁 Started playing left tackle his senior year of high school.
- 👁 Two-time all-area and all-league choice earned a berth on the Detroit Free Press "Fab 50" squad in 2008 and garnered All-State honorable mention accolades from the Detroit Free Press, Detroit News and Associated Press.
- 👁 Led the team to the 2006 and 2007 OAA Blue Championships, as he was tabed first-team all-league, all-north and All-Detroit Metro.
- 👁 The All-Oakland County Dream Team member closed out his career after being selected to play in the Michigan High School Football Coaches Association all-star game.
- 👁 Hometown: Rochester, Mich.

ERIC FISHER'S NFL REGULAR SEASON STATISTICS

DATE	TEAM	GP	GS
2013	Chiefs	14	13
2014	Chiefs	16	16
2015	Chiefs	16	14
2016	Chiefs	16	16
2017	Chiefs	16	15
2018	Chiefs	16	16
2019	Chiefs	8	8
NFL TOTALS		102	98

ERIC FISHER'S NFL POSTSEASON STATISTICS

DATE	TEAM	GP	GS
2013	Chiefs	0	0
2015	Chiefs	2	2
2016	Chiefs	1	1
2017	Chiefs	1	1
2018	Chiefs	2	2
2019	Chiefs	3	3
NFL TOTALS		9	9

2013 GAME-BY-GAME REGULAR SEASON STATISTICS (CHIEFS)

DATE	OPPONENT	P/S	W/L	SCORE
09/08	at Jaguars	S	W	28-2
09/15	Cowboys	S	W	17-16
09/19	at Eagles	S	W	26-16
09/29	Giants	S	W	31-7
10/06	at Titans		W	26-17
10/13	Raiders	S	W	24-7
10/20	Texans	S	W	17-16
10/27	Browns	S	W	23-17
11/03	at Bills	S	W	23-13
11/17	at Broncos	S	L	17-27
11/24	Chargers		L	38-41
12/01	Broncos	P	L	28-35
12/08	at Washington	S	W	45-10
12/15	at Raiders	S	W	56-31
12/22	Colts	S	L	7-23
12/29	at Chargers	S	L	24-27+
2013 TOTALS		14-13	11-5	

+ - Overtime

2014 GAME-BY-GAME REGULAR SEASON STATISTICS (CHIEFS)

DATE	OPPONENT	P/S	W/L	SCORE
09/07	Titans	S	L	10-26
09/14	at Broncos	S	L	17-24
09/21	at Dolphins	S	W	34-15
09/29	Patriots	S	W	41-14
10/05	at 49ers	S	L	17-22
10/19	at Chargers	S	W	23-20
10/26	Rams	S	W	34-7
11/02	Jets	S	W	24-10
11/09	at Bills	S	W	17-13
11/16	Seahawks	S	W	24-20
11/20	at Raiders	S	L	20-24
11/30	Broncos	S	L	16-29
12/07	at Cardinals	S	L	14-17
12/14	Raiders	S	W	31-13
12/21	at Steelers	S	L	12-20
12/28	Chargers	S	W	19-7
2014 TOTALS		16-16	9-7	

2015 GAME-BY-GAME REGULAR SEASON STATISTICS (CHIEFS)

DATE	OPPONENT	P/S	W/L	SCORE
09/13	at Texans	P	W	27-20
09/17	Broncos	P	L	24-31
09/28	at Packers	S	L	28-38
10/04	at Bengals	S	L	21-36
10/11	Bears	S	L	17-18
10/18	at Vikings	S	L	10-16
10/25	Steelers	S	W	23-13
11/01	Lions	S	W	45-10
11/15	at Broncos	S	W	29-13
11/22	at Chargers	S	W	33-3
11/29	Bills	S	W	30-22
12/06	at Raiders	S	W	34-20
12/13	Chargers	S	W	10-3
12/20	at Ravens	S	W	34-14
12/27	Browns	S	W	17-13
01/03	Raiders	S	W	23-17
2015 TOTALS		16-14	11-5	

2016 GAME-BY-GAME REGULAR SEASON STATISTICS (CHIEFS)

DATE	OPPONENT	P/S	W/L	SCORE
09/11	Chargers	S	W	33-27+
09/18	at Texans	S	L	12-19
09/25	Jets	S	W	24-3
10/02	at Steelers	S	L	14-43
10/16	at Raiders	S	W	26-10
10/23	Saints	S	W	27-21
10/30	at Colts	S	W	30-14
11/06	Jaguars	S	W	19-14
11/13	at Panthers	S	W	20-17
11/20	Buccaneers	S	L	17-19
11/27	at Broncos	S	W	30-27+
12/04	at Falcons	S	W	29-28
12/08	Raiders	S	W	21-13
12/18	Titans	S	L	17-19
12/25	Broncos	S	W	33-10
01/01	at Chargers	S	W	37-27
2016 TOTALS		16-16	12-4	

+ - Overtime

2017 GAME-BY-GAME REGULAR SEASON STATISTICS (CHIEFS)

DATE	OPPONENT	P/S	W/L	SCORE
09/07	at Patriots	S	W	42-27
09/17	Eagles	S	W	27-20
09/24	at Chargers	S	W	24-10
10/02	Washington	S	W	29-20
10/08	at Texans	S	W	42-34
10/15	Steelers	S	L	13-19
10/19	at Raiders	S	L	30-31
10/30	Broncos	S	W	29-19
11/05	at Cowboys	S	L	17-28
11/19	at Giants	S	L	9-12+
11/26	Bills	S	L	10-16
12/03	at Jets	S	L	31-38
12/10	Raiders	S	W	26-15
12/16	Chargers	S	W	30-13
12/24	Dolphins	S	W	29-13
12/31	at Broncos	P	W	27-24
2017 TOTALS		16-15	10-6	

+ - Overtime

2018 GAME-BY-GAME REGULAR SEASON STATISTICS (CHIEFS)

DATE	OPPONENT	P/S	W/L	SCORE
09/09	at Chargers	S	W	38-28
09/16	at Steelers	S	W	42-37
09/23	49ers	S	W	38-27
10/01	at Broncos	S	W	27-23
10/07	Jaguars	S	W	30-14
10/14	at Patriots	S	L	40-43
10/21	Bengals	S	W	45-10
10/28	Broncos	S	W	30-23
11/04	at Browns	S	W	37-21
11/11	Cardinals	S	W	26-14
11/19	at Rams	S	L	51-54
12/02	at Raiders	S	W	40-33
12/09	Ravens	S	W	27-24+
12/13	Chargers	S	L	28-29
12/23	at Seahawks	S	L	31-38
12/30	Raiders	S	W	35-3
2018 TOTALS	16-16		12-4	

+ - Overtime

2019 GAME-BY-GAME REGULAR SEASON STATISTICS (CHIEFS)

DATE	OPPONENT	P/S	W/L	SCORE
09/08	at Jaguars	S	W	40-26
09/15	at Raiders	S	W	28-10
09/22	Ravens		W	33-28
09/29	at Lions		W	34-30
10/06	Colts		L	13-19
10/13	Texans		L	24-31
10/17	at Broncos		W	30-6
10/27	Packers		L	24-31
11/03	Vikings		W	26-23
11/10	at Titans		L	32-35
11/18	at Chargers	S	W	24-17
12/01	Raiders	S	W	40-9
12/08	at Patriots	S	W	23-16
12/15	Broncos	S	W	23-3
12/22	at Bears	S	W	26-3
12/29	Chargers	S	W	31-21
2019 TOTALS	8-8		12-4	

2013 GAME-BY-GAME POSTSEASON STATISTICS (CHIEFS)

DATE	OPPONENT	P/S	W/L	SCORE
01/04	at Colts		L	44-45
2013 TOTALS	0-0		0-1	

2015 GAME-BY-GAME POSTSEASON STATISTICS (CHIEFS)

DATE	OPPONENT	P/S	W/L	SCORE
01/09	at Texans	S	W	30-0
01/16	at Patriots	S	L	20-27
2015 TOTALS	2-2		1-1	

2016 GAME-BY-GAME POSTSEASON STATISTICS (CHIEFS)

DATE	OPPONENT	P/S	W/L	SCORE
01/15	Steelers	S	L	16-18
2016 TOTALS	1-1		0-1	

2017 GAME-BY-GAME POSTSEASON STATISTICS (CHIEFS)

DATE	OPPONENT	P/S	W/L	SCORE
01/06	Titans	S	L	21-22
2017 TOTALS	1-1		0-1	

2018 GAME-BY-GAME POSTSEASON STATISTICS (CHIEFS)

DATE	OPPONENT	P/S	W/L	SCORE
01/12	Colts	S	W	31-13
01/20	Patriots	S	L	31-37+
2018 TOTALS	2-2		1-1	

+ - Overtime

2019 GAME-BY-GAME POSTSEASON STATISTICS (CHIEFS)

DATE	OPPONENT	P/S	W/L	SCORE
01/12	Texans	S	W	51-31
01/19	Titans	S	W	35-24
02/02	49ers	S	W	31-20
2019 TOTALS	3-3		3-0	



JODY FORTSON

WIDE RECEIVER #1
VALDOSTA STATE



1ST YEAR IN THE NFL

2ND YEAR WITH THE CHIEFS

HEIGHT: 6'6"
WEIGHT: 230
DRAFTED: CFA-19
BIRTHDAY: 7/12/95

- 👁️ First-year wide receiver enters his second NFL season with the Chiefs in 2020.
- 👁️ Originally entered the NFL as an undrafted free agent with the Chiefs in 2019.

Transactions:

Signed to Kansas City's practice squad (9/1/19) ... Released by Kansas City (8/31/19) ... Originally entered the NFL as an undrafted free agent with Kansas City in 2019.

COLLEGE

Appeared in 19 games at Valdosta State (2016 & 2018) ... In 2018, appeared in nine games recording 14 catches for 217 yards and three touchdowns ... Helped the Blazers win the 2018 Division II national championship ... In 2016, appeared in 10 games recording 23 catches for 260 yards and four touchdowns ... Transferred to Valdosta State from Erie Community College.

PERSONAL

- 👁️ Attended South Park High School.
- 👁️ Hometown: Buffalo, N.Y.

JODY FORTSON'S NFL REGULAR SEASON RUSHING/RECEIVING STATISTICS

DATE	TEAM	GP	GS	RECEIVING					RUSHING				
				NO.	YDS	AVG	LG	TD	NO.	YDS.	AVG.	LG	TD
2019	Chiefs	0	0	0	0	0.0	0	0	0	0	0.0	0	0
NFL TOTALS		0	0	0	0	0.0	0	0	0	0	0.0	0	0

JODY FORTSON'S NFL POSTSEASON RUSHING/RECEIVING STATISTICS

DATE	TEAM	GP	GS	RECEIVING					RUSHING				
				NO.	YDS	AVG	LG	TD	NO.	YDS.	AVG.	LG	TD
2019	Chiefs	0	0	0	0	0.0	0	0	0	0	0.0	0	0
NFL TOTALS		0	0	0	0	0.0	0	0	0	0	0.0	0	0

2019 GAME-BY-GAME REGULAR SEASON STATISTICS (CHIEFS)

DATE	OPPONENT	P/S	RECEIVING					RUSHING					W/L	SCORE
			NO	YDS	AVG	LG	TD	NO	YDS	AVG	LG	TD		
09/08	at Jaguars												W	40-26
09/15	at Raiders												W	28-10
09/22	Ravens												W	33-28
09/29	at Lions												W	34-30
10/06	Colts												L	13-19
10/13	Texans												L	24-31
10/17	at Broncos												W	30-6
10/27	Packers												L	24-31
11/03	Vikings												W	26-23
11/10	at Titans												L	32-35
11/18	at Chargers												W	24-17
12/01	Raiders												W	40-9
12/08	at Patriots												W	23-16
12/15	Broncos												W	23-3
12/22	at Bears												W	26-3
12/29	Chargers												W	31-21
2019 TOTALS		0-0	0	0	0.0	0	0	0	0	0.0	0	0	0	12-4

2019 GAME-BY-GAME POSTSEASON STATISTICS (CHIEFS)

DATE	OPPONENT	P/S	RECEIVING					RUSHING					W/L	SCORE
			NO	YDS	AVG	LG	TD	NO	YDS	AVG	LG	TD		
01/12	Texans												W	51-31
01/19	Titans												W	35-24
02/02	49ers												W	31-20
2019 TOTALS		0-0	0	0	0.0	0	0	0	0	0.0	0	0	3-0	




WILLIE GAY

LINEBACKER #50
MISSISSIPPI ST.

ROOKIE

HEIGHT: 6'1"
WEIGHT: 243
DRAFTED: D2-20
BIRTHDAY: 2/15/98



- 👁️ Rookie linebacker enters his first season with the Chiefs in 2020.
- 👁️ Originally entered the NFL as a second-round pick (63rd overall) by the Chiefs in the 2020 NFL Draft.

Transactions:

Originally entered the NFL as a second-round pick (63rd overall) by the Kansas City Chiefs in the 2020 NFL Draft.

COLLEGE

Appeared in 31 games (six starts) at Mississippi State tallying 99 tackles (46 solo), 11.0 tackles for loss, 6.0 sacks, three interceptions, seven passes defended, two forced fumbles and three fumble recoveries for his career ... Recorded either an interception, forced fumble or fumble recovery in seven of his last nine games played ... During his junior season finished with 28 tackles and 3.5 tackles for loss ... Forced a fumble, recovered two fumbles and returned an interception 52 yards for a touchdown ... As a junior, appeared in all 13 games and earned six starts, set a career high with 48 total tackles, ranking sixth on the team and added 5.5 tackles for loss and five sacks, setting career highs in both ... Appeared in all 13 contests as a true freshman, seeing playing time on special teams and as a back-up linebacker.


PERSONAL

- 👁️ A local product out of Starkville High School who helped lead the Yellowjackets to the 2015 Class 6A state title.
- 👁️ Collected 83 tackles, including nine tackles for loss as a senior.
- 👁️ As a junior in 2015, earned second-team all-state honors after tallying 84 tackles, 17 tackles for loss, nine pass breakups, six sacks, four interceptions and two forced fumbles.
- 👁️ Also played quarterback at times, including rushing for 325 yards and five scores in a win over Warren Central in October.
- 👁️ 2016 Clarion-Ledger Dandy Dozen and one of 15 semifinalists for the high school Butkus Award.
- 👁️ Invited and played in the 2017 U.S. Army All-American Bowl, recording one tackle for the East squad.
- 👁️ Became the first Starkville High player to rush for over 300 yards in a game since 1994.
- 👁️ Scored nine touchdowns in the final two weeks of the season.
- 👁️ Finished with seven tackles and two pass breakups in the Mississippi-Alabama All-Star Game in December.
- 👁️ Hometown: Starkville, Miss.



ANTONIO HAMILTON

CORNERBACK #20
SOUTH CAROLINA STATE



5TH YEAR IN THE NFL

1ST YEAR WITH THE CHIEFS

HEIGHT: 6'0"
WEIGHT: 195
DRAFTED: FA-20
BIRTHDAY: 1/24/93

- Fifth-year cornerback enters his first season with the Chiefs in 2020.
- Originally entered the NFL as an undrafted free agent with the Raiders in 2016.

Transactions:

Signed by Kansas City (4-2-20) ... Re-Signed by the New York Giants (3/15/19) ... Acquired via waivers by the New York Giants (9/2/18) ... Released by Oakland (9/1/18) ... Originally entered the NFL as an undrafted free agent with Oakland in 2016.

COLLEGE

Played in 33 games in three seasons at South Carolina State ... Totaled 73 tackles (66 solo), 1.0 sack, nine tackles for loss, four interceptions and nine passes defended ... Returned 33 kickoffs for 818 yards (24.8-yard avg.) and two touchdowns ... Also returned 23 punts for 498 yards (21.6-yard avg.) and two touchdowns ... As a senior, named second team preseason All-MEAC as a return specialist ... Ranked second in the MEAC with 22 kickoff returns for 503 yards (22.9-yard avg.) with one touchdown ... Led the nation in kickoff return yards ... As a junior, earned All-MEAC honors as a return specialist ... Led the nation (FCS I-AA) with 15 punt returns for 384 yards (25.6-yard avg.) and two touchdowns ... Named MEAC Special Teams Player of the Week three times.

PERSONAL

- Attended Strom Thurmond High School
- Lettered in both football and basketball.
- Hometown: Johnston, S.C.

ANTONIO HAMILTON'S NFL REGULAR SEASON DEFENSIVE STATISTICS

DATE	TEAM	GP	GS	TACKLES							INTERCEPTIONS					O. FUMB			ST				MISC			
				TK	S	A	TFL	YDS	SK	YDS	QBH	NO	YDS	LG	TD	PD	FF	FR	YDS	TK	S	A	FF	FR	S	A
2016	Raiders	4	0	3	3	0	0	0	0.0	0.0	0	0	0	0	0	0	0	0	0	1	0	1	0	0	0	0
2017	Raiders	8	0	9	9	0	0	0	0.0	0.0	0	0	0	0	0	0	0	0	0	2	2	0	0	0	0	0
2018	Giants	13	0	0	0	0	0	0	0.0	0.0	0	0	0	0	0	0	0	0	0	6	5	1	0	0	0	0
2019	Giants	16	2	12	8	4	0	0	0.0	0.0	0	0	0	0	0	4	0	0	0	5	4	1	0	0	0	0
NFL TOTALS		41	2	24	20	4	0	0	0.0	0.0	0	0	0	0	0	4	0	0	0	14	11	3	0	0	0	0

ANTONIO HAMILTON'S NFL POSTSEASON DEFENSIVE STATISTICS

DATE	TEAM	GP	GS	TACKLES							INTERCEPTIONS					O. FUMB			ST				MISC			
				TK	S	A	TFL	YDS	SK	YDS	QBH	NO	YDS	LG	TD	PD	FF	FR	YDS	TK	S	A	FF	FR	S	A
2016	Raiders	0	0	0	0	0	0	0	0	0.0	0.0	0	0	0	0	0	0	0	0	0	0	0	0	0	0	0
NFL TOTALS		0	0	0	0	0	0	0	0	0.0	0.0	0	0	0	0	0	0	0	0	0	0	0	0	0	0	0

SINGLE-GAME HIGHS: DEFENSIVE

Total Tackles 8 at Los Angeles Chargers, Dec 31, 2017
 5 vs. Philadelphia Eagles, Dec 29, 2019
 5 at Dallas Cowboys, Sep 08, 2019
 3 vs. Carolina Panthers, Nov 27, 2016
 1 at Washington Redskins, Dec 22, 2019
 ...2 more at 1.

Special Teams Tackles 1 at Philadelphia Eagles, Dec 09, 2019
 1 at New York Jets, Nov 10, 2019
 1 vs. Dallas Cowboys, Nov 04, 2019
 ...11 more at 1.

Passes Defensed 4 vs. Philadelphia Eagles, Dec 29, 2019

2016 GAME-BY-GAME REGULAR SEASON STATISTICS (RAIDERS)

DATE	OPPONENT	P/S	TACKLES						INTERCEPTIONS				O. FUMB			ST				MISC		W/L	SCORE			
			TK	S	A	SK	YDS	TFL	YDS	QBH	NO	YDS	LG	TD	PD	FF	FR	YDS	TK	S	A			FF	FR	S
09/11	at Saints																								W	35-34
09/18	Falcons																								L	28-35
09/25	at Titans																								W	17-10
10/02	at Ravens																								W	28-27
10/09	Chargers	P	0	0	0	0.0	0.0	0	0	0	0	0	0	0	0	0	0	0	0	0	0	0	0	0	W	34-31
10/16	Chiefs																								L	10-26
10/23	at Jaguars	P	0	0	0	0.0	0.0	0	0	0	0	0	0	0	0	0	0	0	0	0	0	0	0	0	W	33-16
10/30	at Buccaneers																								W	30-24+
11/06	Broncos	P	0	0	0	0.0	0.0	0	0	0	0	0	0	0	0	0	0	0	1	0	1	0	0	0	W	30-20
11/21	Texans																								W	27-20
11/27	Panthers	P	3	3	0	0.0	0.0	0	0	0	0	0	0	0	0	0	0	0	0	0	0	0	0	0	W	35-32
12/04	Bills																								W	38-24
12/08	at Chiefs																								L	13-21
12/18	at Chargers																								W	19-16
12/24	Colts																								W	33-25
01/01	at Broncos																								L	6-24
2016 TOTALS		4-0	3	3	0	0.0	0.0	0	0	0	0	0	0	0	0	0	0	1	0	1	0	0	0	0	12-4	

+ - Overtime

2017 GAME-BY-GAME REGULAR SEASON STATISTICS (RAIDERS)

DATE	OPPONENT	P/S	TACKLES						INTERCEPTIONS				O. FUMB			ST				MISC		W/L	SCORE			
			TK	S	A	SK	YDS	TFL	YDS	QBH	NO	YDS	LG	TD	PD	FF	FR	YDS	TK	S	A			FF	FR	S
09/10	at Titans	P	0	0	0	0.0	0.0	0	0	0	0	0	0	0	0	0	0	0	0	0	0	0	0	0	W	26-16
09/17	Jets	P	0	0	0	0.0	0.0	0	0	0	0	0	0	0	0	0	0	1	1	0	0	0	0	0	W	45-20
09/24	at Washington	P	0	0	0	0.0	0.0	0	0	0	0	0	0	0	0	0	0	0	0	0	0	0	0	0	L	10-27
10/01	at Broncos	P	0	0	0	0.0	0.0	0	0	0	0	0	0	0	0	0	0	0	0	0	0	0	0	0	L	10-16
10/08	Ravens	P	0	0	0	0.0	0.0	0	0	0	0	0	0	0	0	0	0	0	0	0	0	0	0	0	L	17-30
10/15	Chargers																								L	16-17
10/19	Chiefs																								W	31-30
10/29	at Bills																								L	14-34
11/05	at Dolphins																								W	27-24
11/19	Patriots																								L	8-33
11/26	Broncos																								W	21-14
12/03	Giants																								W	24-17
12/10	at Chiefs																								L	15-26
12/17	Cowboys	P	0	0	0	0.0	0.0	0	0	0	0	0	0	0	0	0	0	1	1	0	0	0	0	0	L	17-20
12/25	at Eagles	P	1	1	0	0.0	0.0	0	0	0	0	0	0	0	0	0	0	0	0	0	0	0	0	0	L	10-19
12/31	at Chargers	P	8	8	0	0.0	0.0	0	0	0	0	0	0	0	0	0	0	0	0	0	0	0	0	0	L	10-30
2017 TOTALS		8-0	9	9	0	0.0	0.0	0	0	0	0	0	0	0	0	0	0	2	2	0	0	0	0	0	6-10	

2018 GAME-BY-GAME REGULAR SEASON STATISTICS (GIANTS)

DATE	OPPONENT	P/S	TACKLES						INTERCEPTIONS				O. FUMB			ST				MISC		W/L	SCORE			
			TK	S	A	SK	YDS	TFL	YDS	QBH	NO	YDS	LG	TD	PD	FF	FR	YDS	TK	S	A			FF	FR	S
09/09	Jaguars	P	0	0	0	0.0	0.0	0	0	0	0	0	0	0	0	0	0	1	1	0	0	0	0	0	L	15-20
09/16	at Cowboys	P	0	0	0	0.0	0.0	0	0	0	0	0	0	0	0	0	0	0	0	0	0	0	0	0	L	13-20
09/23	at Texans	P	0	0	0	0.0	0.0	0	0	0	0	0	0	0	0	0	0	0	0	0	0	0	0	0	W	27-22
09/30	Saints																								L	18-33
10/07	at Panthers	P	0	0	0	0.0	0.0	0	0	0	0	0	0	0	0	0	0	0	0	0	0	0	0	0	L	31-33
10/11	Eagles	P	0	0	0	0.0	0.0	0	0	0	0	0	0	0	0	0	0	1	1	0	0	0	0	0	L	13-34
10/22	at Falcons	P	0	0	0	0.0	0.0	0	0	0	0	0	0	0	0	0	0	1	0	1	0	0	0	0	L	20-23
10/28	Washington	P	0	0	0	0.0	0.0	0	0	0	0	0	0	0	0	0	0	1	1	0	0	0	0	0	L	13-20
11/12	at 49ers	P	0	0	0	0.0	0.0	0	0	0	0	0	0	0	0	0	0	1	1	0	0	0	0	0	W	27-23
11/18	Buccaneers	P	0	0	0	0.0	0.0	0	0	0	0	0	0	0	0	0	0	1	1	0	0	0	0	0	W	38-35
11/25	at Eagles	P	0	0	0	0.0	0.0	0	0	0	0	0	0	0	0	0	0	0	0	0	0	0	0	0	L	22-25
12/02	Bears	P	0	0	0	0.0	0.0	0	0	0	0	0	0	0	0	0	0	0	0	0	0	0	0	0	W	30-27+
12/09	at Washington	P	0	0	0	0.0	0.0	0	0	0	0	0	0	0	0	0	0	0	0	0	0	0	0	0	W	40-16
12/16	Titans	P	0	0	0	0.0	0.0	0	0	0	0	0	0	0	0	0	0	0	0	0	0	0	0	0	L	0-17
12/23	at Colts																								L	27-28
12/30	Cowboys																								L	35-36
2018 TOTALS		13-0	0	0	0	0.0	0.0	0	0	0	0	0	0	0	0	0	0	6	5	1	0	0	0	0	5-11	

+ - Overtime

2019 GAME-BY-GAME REGULAR SEASON STATISTICS (GIANTS)

DATE	OPPONENT	P/S	TACKLES						INTERCEPTIONS					O. FUMB			ST				MISC		W/L	SCORE					
			TK	S	A	SK	YDS	TFL	YDS	QBH	NO	YDS	LG	TD	PD	FF	FR	YDS	TK	S	A	FF			FR	S	A		
09/08	at Cowboys	S	5	4	1	0.0	0.0	0	0	0	0	0	0	0	0	0	0	0	0	0	0	0	0	0	L	17-35			
09/15	Bills	P	0	0	0	0.0	0.0	0	0	0	0	0	0	0	0	0	0	0	0	0	0	0	0	0	L	14-28			
09/22	at Buccaneers	P	0	0	0	0.0	0.0	0	0	0	0	0	0	0	0	0	0	1	1	0	0	0	0	0	W	32-31			
09/29	Washington	P	0	0	0	0.0	0.0	0	0	0	0	0	0	0	0	0	0	1	1	0	0	0	0	0	W	24-3			
10/06	Vikings	P	0	0	0	0.0	0.0	0	0	0	0	0	0	0	0	0	0	0	0	0	0	0	0	0	L	10-28			
10/10	at Patriots	P	0	0	0	0.0	0.0	0	0	0	0	0	0	0	0	0	0	0	0	0	0	0	0	0	L	14-35			
10/20	Cardinals	P	1	0	1	0.0	0.0	0	0	0	0	0	0	0	0	0	0	0	0	0	0	0	0	0	L	21-27			
10/27	at Lions	P	0	0	0	0.0	0.0	0	0	0	0	0	0	0	0	0	0	0	0	0	0	0	0	0	L	26-31			
11/04	Cowboys	P	0	0	0	0.0	0.0	0	0	0	0	0	0	0	0	0	0	1	0	1	0	0	0	0	L	18-37			
11/10	at Jets	P	0	0	0	0.0	0.0	0	0	0	0	0	0	0	0	0	0	1	1	0	0	0	0	0	L	27-34			
11/24	at Bears	P	0	0	0	0.0	0.0	0	0	0	0	0	0	0	0	0	0	0	0	0	0	0	0	0	L	14-19			
12/01	Packers	P	0	0	0	0.0	0.0	0	0	0	0	0	0	0	0	0	0	0	0	0	0	0	0	0	L	13-31			
12/09	at Eagles	P	0	0	0	0.0	0.0	0	0	0	0	0	0	0	0	0	0	1	1	0	0	0	0	0	L	17-23+			
12/15	Dolphins	P	0	0	0	0.0	0.0	0	0	0	0	0	0	0	0	0	0	0	0	0	0	0	0	0	W	36-20			
12/22	at Washington	P	1	1	0	0.0	0.0	0	0	0	0	0	0	0	0	0	0	0	0	0	0	0	0	0	W	41-35+			
12/29	Eagles	S	5	3	2	0.0	0.0	0	0	0	0	0	0	0	4	0	0	0	0	0	0	0	0	0	L	17-34			
2019 TOTALS		16-2	12	8	4	0.0	0.0	0	0	0	0	0	0	0	4	0	0	0	5	4	1	0	0	0	0	0	0	0	4-12

+ - Overtime

2016 GAME-BY-GAME POSTSEASON STATISTICS (RAIDERS)

DATE	OPPONENT	P/S	TACKLES						INTERCEPTIONS					O. FUMB			ST				MISC		W/L	SCORE					
			TK	S	A	SK	YDS	TFL	YDS	QBH	NO	YDS	LG	TD	PD	FF	FR	YDS	TK	S	A	FF			FR	S	A		
01/07	at Texans																								L	14-27			
2016 TOTALS			0	0	0	0.0	0.0	0	0	0	0	0	0	0	0	0	0	0	0	0	0	0	0	0	0	0	0	0	0-1




MECOLE HARDMAN

WIDE RECEIVER #17
GEORGIA

2ND YEAR IN
THE NFL

2ND YEAR WITH
THE CHIEFS

HEIGHT: 5'10"
WEIGHT: 187
DRAFTED: D2A-19
BIRTHDAY: 12/3/98



- Second-year wide receiver enters his second NFL season with the Chiefs in 2020.
- Selected as the first of two second-round picks by the Kansas City Chiefs in 2019 NFL Draft.

Career Highlights:

- With six receiving touchdowns in his rookie season, tied Fred Arbanas, Stephone Paige and Tyreek Hill for the most receiving touchdowns by a rookie in franchise history.
- Recorded a 58-yard kickoff return in the AFC Divisional Round against Houston (1/12/20), the fourth-longest postseason kickoff return in Chiefs history.
- In Week 17 vs. L.A. Chargers (12/29/19) scored a 104-yard kickoff return touchdown, the first return score of his career. His 104-yard kickoff return touchdown is the third-longest in Chiefs history and registered as the longest kickoff return of the 2019 season in the NFL.
- Recorded a career-long catch on an 83-yard touchdown pass from QB Patrick Mahomes in Week 3 against Baltimore (9/22/19).
- Became the first rookie and the fourth player in NFL history with a 100+ yard kick return for a touchdown and

- an 80+ yard receiving touchdown in the same season.
- Scored his first NFL touchdown on a 42-yard pass from QB Patrick Mahomes in Week 2 at Oakland (9/15/19).

Honors:

- 2019 Mack Lee Hill Award winner.
- Named to the Pro Bowl as a return specialist following his rookie season performance in 2019.
- Named to the PFW/PFWA All-Rookie Team as a kick returner following the 2019 season.
- Earned second-team AP All-Pro and PFWA All-AFC team accolades as a kick returner following the 2019 season.
- Named Special Teams Player of the Week following Week 17 of the 2019 season after his performance against the Los Angeles Chargers.

Transactions:

Originally entered the NFL as the first of two second-round picks (56th overall) in the 2019 NFL Draft by the Kansas City Chiefs.

COLLEGE

Appeared in 40 games (six starts) for the University of Georgia ... Recorded 950 receiving yards on 59 receptions with 11 touchdowns, 592 punt returns yards on 39 punt returns with one touchdown and 875 kick return yards on 35 kick returns ... Named 2018 ESPN.com All-America First Team (kick returner), 2018 SI.com All-America Second Team (kick returner) and 2018 AP & Coaches' All-SEC 2nd Team ... In 2018 was Georgia's second-leading receiver with 34 catches for 532 yards and seven touchdowns ... Following the 2017 season was named the Vince Dooley Special Teams MVP at the team's post-season awards gala ... In 2017, was ranked eighth nationally in punt returns (first in the SEC) at 11.8 yards and 21st in KO returns (2nd in the SEC) at 25.3 yards.

PERSONAL

- Played both quarterback and defensive back at Elbert County (Ga.) High School.
- Led Elbert County to an 11-3 record and a trip to the quarterfinals of the 2015 GHSA Class AAA playoffs.
- Named 2015 Georgia Sports Writers Association Class AAA Offensive Player of the Year, 2015 Georgia Sports Writers Association Class AAA First Team offense, 2015 Atlanta Journal-Constitution Super 11 in Georgia and Class AAA All-State offense and American Family Insurance 2015 USA Today All-USA Second Team defense.
- Selected to represent the East in the 2016 U.S. Army All-America Bowl.
- Majored in sport management at Georgia.
- Hometown: Bowman, Ga.
- First name pronounced: MUH-cole.

MECOLE HARDMAN'S NFL REGULAR SEASON RUSHING/RECEIVING STATISTICS

DATE	TEAM	GP	GS	RECEIVING					RUSHING				
				NO.	YDS	AVG	LG	TD	NO.	YDS.	AVG.	LG	TD
2019	Chiefs	16	5	26	538	20.7	83t	6	4	17	4.3	9	0
NFL TOTALS		16	5	26	538	20.7	83t	6	4	17	4.3	9	0

MECOLE HARDMAN'S NFL POSTSEASON RUSHING/RECEIVING STATISTICS

DATE	TEAM	GP	GS	RECEIVING					RUSHING				
				NO.	YDS	AVG	LG	TD	NO.	YDS.	AVG.	LG	TD
2019	Chiefs	3	1	4	29	7.3	13	0	1	-6	-6.0	-6	0
NFL TOTALS		3	1	4	29	7.3	13	0	1	-6	-6.0	0	0

MECOLE HARDMAN'S NFL REGULAR SEASON RETURN STATISTICS

DATE	TEAM	KICKOFF RETURNS					PUNT RETURNS					
		RET.	YDS.	AVG.	LG	TD	NO.	FC	YDS	AVG	LG	TD
2019	Chiefs	27	704	26.1	104t	1	18	6	167	9.3	36	0
NFL TOTALS		27	704	26.1	104t	1	18	6	167	9.3	36	0

MECOLE HARDMAN'S NFL POSTSEASON RETURN STATISTICS

DATE	TEAM	KICKOFF RETURNS					PUNT RETURNS					
		RET.	YDS.	AVG.	LG	TD	NO.	FC	YDS	AVG	LG	TD
2019	Chiefs	13	286	22.0	58	0	2	2	8	4.0	7	0
NFL TOTALS		13	286	22.0	58	0	2	2	8	4.0	7	0

SINGLE-GAME HIGHS: RUSHING/RECEIVING

Rush Attempts	1 vs. Oakland Raiders, Dec 01, 2019 1 vs. Minnesota Vikings, Nov 03, 2019 1 vs. Indianapolis Colts, Oct 06, 2019 ...1 more at 1.
Rushing Yards	9 vs. Oakland Raiders, Dec 01, 2019 7 vs. Minnesota Vikings, Nov 03, 2019 7 vs. Baltimore Ravens, Sep 22, 2019
Longest Runs	9 vs. Oakland Raiders, Dec 01, 2019 7 vs. Minnesota Vikings, Nov 03, 2019 7 vs. Baltimore Ravens, Sep 22, 2019
Receptions	4 vs. Houston Texans, Oct 13, 2019 4 vs. Indianapolis Colts, Oct 06, 2019 4 at Oakland Raiders, Sep 15, 2019 2 at Los Angeles Chargers, Nov 18, 2019 ...4 more at 2.
Receiving Yards	97 vs. Baltimore Ravens, Sep 22, 2019 79 vs. Indianapolis Colts, Oct 06, 2019 63 at Tennessee Titans, Nov 10, 2019 61 at Oakland Raiders, Sep 15, 2019 55 vs. Green Bay Packers, Oct 27, 2019
Longest Receptions	83t vs. Baltimore Ravens, Sep 22, 2019 63t at Tennessee Titans, Nov 10, 2019 48t at New England Patriots, Dec 08, 2019 42t at Oakland Raiders, Sep 15, 2019 31 vs. Indianapolis Colts, Oct 06, 2019
Receiving TDs	1 at New England Patriots, Dec 08, 2019 1 at Tennessee Titans, Nov 10, 2019 1 vs. Green Bay Packers, Oct 27, 2019 ...3 more at 1.
All-purpose yards	168 vs. Los Angeles Chargers, Dec 29, 2019 158 at Tennessee Titans, Nov 10, 2019 141 at New England Patriots, Dec 08, 2019 141 vs. Green Bay Packers, Oct 27, 2019 125 vs. Minnesota Vikings, Nov 03, 2019
Kickoff Returns	4 at Tennessee Titans, Nov 10, 2019 4 vs. Minnesota Vikings, Nov 03, 2019 3 at New England Patriots, Dec 08, 2019 3 vs. Green Bay Packers, Oct 27, 2019 2 vs. Los Angeles Chargers, Dec 29, 2019 ...3 more at 2.

Kickoff Return Yards	117 vs. Los Angeles Chargers, Dec 29, 2019 101 vs. Minnesota Vikings, Nov 03, 2019 90 at Tennessee Titans, Nov 10, 2019 73 at New England Patriots, Dec 08, 2019 68 vs. Green Bay Packers, Oct 27, 2019
Longest Kickoff Return	104t vs. Los Angeles Chargers, Dec 29, 2019 34 vs. Minnesota Vikings, Nov 03, 2019 32 at Chicago Bears, Dec 22, 2019 31 at New England Patriots, Dec 08, 2019 30 at Tennessee Titans, Nov 10, 2019
Kickoff Return TDs	1 vs. Los Angeles Chargers, Dec 29, 2019
Fair Catches	2 at Tennessee Titans, Nov 10, 2019 1 vs. Denver Broncos, Dec 15, 2019 1 vs. Oakland Raiders, Dec 01, 2019 1 vs. Minnesota Vikings, Nov 03, 2019 ...1 more at 1.
Punt Return Yards	36 at Denver Broncos, Oct 17, 2019 22 at Los Angeles Chargers, Nov 18, 2019 21 vs. Los Angeles Chargers, Dec 29, 2019 20 at New England Patriots, Dec 08, 2019 20 at Oakland Raiders, Sep 15, 2019
Longest Punt Return	36 at Denver Broncos, Oct 17, 2019 20 at Oakland Raiders, Sep 15, 2019 18 vs. Green Bay Packers, Oct 27, 2019 15 vs. Los Angeles Chargers, Dec 29, 2019 15 at Los Angeles Chargers, Nov 18, 2019 ...1 more at 15.
Punt Returns	3 vs. Los Angeles Chargers, Dec 29, 2019 3 at New England Patriots, Dec 08, 2019 2 at Chicago Bears, Dec 22, 2019 2 vs. Denver Broncos, Dec 15, 2019 ...2 more at 2.
Most TDs	1 vs. Los Angeles Chargers, Dec 29, 2019 1 at New England Patriots, Dec 08, 2019 1 at Tennessee Titans, Nov 10, 2019 ...4 more at 1.

SINGLE-GAME HIGHS - POSTSEASON: RUSHING/RECEIVING

Rush Attempts	1 vs. San Francisco 49ers, Feb 02, 2020
Receptions	2 vs. Houston Texans, Jan 12, 2020 1 vs. San Francisco 49ers, Feb 02, 2020
Receiving Yards	1 vs. Tennessee Titans, Jan 19, 2020 19 vs. Houston Texans, Jan 12, 2020 8 vs. Tennessee Titans, Jan 19, 2020 2 vs. San Francisco 49ers, Feb 02, 2020
Longest Receptions	13 vs. Houston Texans, Jan 12, 2020 8 vs. Tennessee Titans, Jan 19, 2020 6 vs. Houston Texans, Jan 12, 2020 2 vs. San Francisco 49ers, Feb 02, 2020
All-purpose yards	162 vs. Houston Texans, Jan 12, 2020 101 vs. Tennessee Titans, Jan 19, 2020 54 vs. San Francisco 49ers, Feb 02, 2020
Kickoff Returns	6 vs. Houston Texans, Jan 12, 2020 4 vs. Tennessee Titans, Jan 19, 2020 3 vs. San Francisco 49ers, Feb 02, 2020

Kickoff Return Yards	142 vs. Houston Texans, Jan 12, 2020 86 vs. Tennessee Titans, Jan 19, 2020 58 vs. San Francisco 49ers, Feb 02, 2020
Longest Kickoff Return	58 vs. Houston Texans, Jan 12, 2020 35 vs. Tennessee Titans, Jan 19, 2020 29 vs. San Francisco 49ers, Feb 02, 2020 24 vs. Houston Texans, Jan 12, 2020 19 vs. Tennessee Titans, Jan 19, 2020
Fair Catches	2 vs. San Francisco 49ers, Feb 02, 2020
Punt Return Yards	7 vs. Tennessee Titans, Jan 19, 2020 1 vs. Houston Texans, Jan 12, 2020
Longest Punt Return	7 vs. Tennessee Titans, Jan 19, 2020 1 vs. Houston Texans, Jan 12, 2020
Punt Returns	1 vs. Tennessee Titans, Jan 19, 2020 1 vs. Houston Texans, Jan 12, 2020

2019 GAME-BY-GAME REGULAR SEASON STATISTICS (CHIEFS)

DATE	OPPONENT	P/S	RECEIVING					RUSHING					W/L	SCORE
			NO	YDS	AVG	LG	TD	NO	YDS	AVG	LG	TD		
09/08	at Jaguars	P	0	0	0.0	0	0	0	0	0.0	0	0	W	40-26
09/15	at Raiders	S	4	61	15.3	42t	1	0	0	0.0	0	0	W	28-10
09/22	Ravens	P	2	97	48.5	83t	1	1	7	7.0	7	0	W	33-28
09/29	at Lions	S	2	9	4.5	7	0	0	0	0.0	0	0	W	34-30
10/06	Colts	P	4	79	19.8	31	0	1	-6	-6.0	-6	0	L	13-19
10/13	Texans	P	4	45	11.3	14	0	0	0	0.0	0	0	L	24-31
10/17	at Broncos	S	2	28	14.0	21t	1	0	0	0.0	0	0	W	30-6
10/27	Packers	P	2	55	27.5	30t	1	0	0	0.0	0	0	L	24-31
11/03	Vikings	S	0	0	0.0	0	0	1	7	7.0	7	0	W	26-23
11/10	at Titans	P	1	63	63.0	63t	1	0	0	0.0	0	0	L	32-35
11/18	at Chargers	P	2	13	6.5	9	0	0	0	0.0	0	0	W	24-17
12/01	Raiders	P	0	0	0.0	0	0	1	9	9.0	9	0	W	40-9
12/08	at Patriots	P	1	48	48.0	48t	1	0	0	0.0	0	0	W	23-16
12/15	Broncos	P	1	10	10.0	10	0	0	0	0.0	0	0	W	23-3
12/22	at Bears	P	0	0	0.0	0	0	0	0	0.0	0	0	W	26-3
12/29	Chargers	S	1	30	30.0	30	0	0	0	0.0	0	0	W	31-21
2019 TOTALS		16-5	26	538	20.7	83t	6	4	17	4.3	9	0	12-4	

2019 GAME-BY-GAME POSTSEASON STATISTICS (CHIEFS)

DATE	OPPONENT	P/S	RECEIVING					RUSHING					W/L	SCORE
			NO	YDS	AVG	LG	TD	NO	YDS	AVG	LG	TD		
01/12	Texans	P	2	19	9.5	13	0	0	0	0.0	0	0	W	51-31
01/19	Titans	P	1	8	8.0	8	0	0	0	0.0	0	0	W	35-24
02/02	49ers	S	1	2	2.0	2	0	1	-6	-6.0	-6	0	W	31-20
2019 TOTALS		3-1	4	29	7.3	13	0	1	-6	-6.0	-6	0	3-0	


2019 GAME-BY-GAME REGULAR SEASON STATISTICS (CHIEFS)

DATE	OPPONENT	P/S	KICKOFF RETURNS					PUNT RETURNS					W/L	SCORE	
			RET	YDS	AVG	LG	TD	NO	FC	YDS	AVG	LG			TD
09/08	at Jaguars	P	2	45	22.5	27	0	0	1	0	0.0	0	0	W	40-26
09/15	at Raiders	S	1	18	18.0	18	0	1	0	20	20.0	20	0	W	28-10
09/22	Ravens	P	0	0	0.0	0	0	0	0	0	0.0	0	0	W	33-28
09/29	at Lions	S	1	29	29.0	29	0	0	0	0	0.0	0	0	W	34-30
10/06	Colts	P	1	22	22.0	22	0	0	0	0	0.0	0	0	L	13-19
10/13	Texans	P	2	41	20.5	22	0	0	0	0	0.0	0	0	L	24-31
10/17	at Broncos	S	0	0	0.0	0	0	1	0	36	36.0	36	0	W	30-6
10/27	Packers	P	3	68	22.7	26	0	1	0	18	18.0	18	0	L	24-31
11/03	Vikings	S	4	101	25.3	34	0	2	1	17	8.5	15	0	W	26-23
11/10	at Titans	P	4	90	22.5	30	0	1	2	5	5.0	5	0	L	32-35
11/18	at Chargers	P	0	0	0.0	0	0	2	0	22	11.0	15	0	W	24-17
12/01	Raiders	P	1	23	23.0	23	0	0	1	0	0.0	0	0	W	40-9
12/08	at Patriots	P	3	73	24.3	31	0	3	0	20	6.7	9	0	W	23-16
12/15	Broncos	P	1	20	20.0	20	0	2	1	-2	-1.0	0	0	W	23-3
12/22	at Bears	P	2	57	28.5	32	0	2	0	10	5.0	9	0	W	26-3
12/29	Chargers	S	2	117	58.5	104t	1	3	0	21	7.0	15	0	W	31-21
2019 TOTALS		16-5	27	704	26.1	104t	1	18	6	167	9.3	36	0	12-4	



DARIUS HARRIS

LINEBACKER #47
MIDDLE TENNESSEE STATE



1ST YEAR IN THE NFL

1ST YEAR WITH THE CHIEFS

HEIGHT: 6'2"
WEIGHT: 238
DRAFTED: CFA-19
BIRTHDAY: 1/17/96

- First-year linebacker enters his second NFL season with the Chiefs in 2020.
- Originally entered the NFL as an undrafted free agent with the Chiefs in 2019.

Transactions:

Originally entered the NFL as an undrafted free agent with Kansas City in 2019.

COLLEGE

Appeared in 53 games (31 starts) at Middle Tennessee State, recording 278 tackles (164 solo), 11.5 sacks (-102 yards), 13 passes defended, four forced fumbles, three fumble recoveries and one interception ... Earned First Team All-C-USA honors as a senior ... In, 2018 ranked second on the team with a career-best 96 tackles, including 11.0 tackles for loss, 5.0 sacks, five quarterback pressures and four pass breakups (also, all career bests) ... Named to the C-USA All-Freshman Team ... Took a reshirt year in 2014.

PERSONAL

- Played quarterback and defensive back for Horn Lake (Miss.) High School.
- During his senior season, played just the first five games of 2013 before being sidelined with an injury finishing the year with nine rushes for 47 yards, five receptions for 77 yards and added 19 tackles, 1.0 sack and one interception on defense.
- As a junior he tallied 50 tackles, two interceptions, two fumble recoveries, rushed for 480 yards and had 21 catches for 158 yards.
- Played goalie for the soccer team as a sophomore.
- Hometown: Horn Lake, Miss.

DARIUS HARRIS' NFL REGULAR SEASON DEFENSIVE STATISTICS

DATE	TEAM	GP	GS	TACKLES								INTERCEPTIONS					O. FUMB			ST			MISC					
				TK	S	A	TFL	YDS	SK	YDS	QBH	NO	YDS	LG	TD	PD	FF	FR	YDS	TK	S	A	FF	FR	S	A		
2019	Chiefs	0	0	0	0	0	0	0	0	0.0	0.0	0	0	0	0	0	0	0	0	0	0	0	0	0	0	0	0	0
NFL TOTALS		0	0	0	0	0	0	0	0	0.0	0.0	0	0	0	0	0	0	0	0	0	0	0	0	0	0	0	0	0

DARIUS HARRIS' NFL POSTSEASON DEFENSIVE STATISTICS

DATE	TEAM	GP	GS	TACKLES								INTERCEPTIONS					O. FUMB			ST			MISC					
				TK	S	A	TFL	YDS	SK	YDS	QBH	NO	YDS	LG	TD	PD	FF	FR	YDS	TK	S	A	FF	FR	S	A		
2019	Chiefs	0	0	0	0	0	0	0	0	0.0	0.0	0	0	0	0	0	0	0	0	0	0	0	0	0	0	0	0	0
NFL TOTALS		0	0	0	0	0	0	0	0	0.0	0.0	0	0	0	0	0	0	0	0	0	0	0	0	0	0	0	0	0

2019 GAME-BY-GAME REGULAR SEASON STATISTICS (CHIEFS)

DATE	OPPONENT	P/S	TACKLES					INTERCEPTIONS					O. FUMB			ST			MISC		W/L	SCORE				
			TK	S	A	SK	YDS	TFL	YDS	QBH	NO	YDS	LG	TD	PD	FF	FR	YDS	TK	S			A	FF	FR	S
09/08	at Jaguars																								W	40-26
09/15	at Raiders																								W	28-10
09/22	Ravens																								W	33-28
09/29	at Lions																								W	34-30
10/06	Colts																								L	13-19
10/13	Texans																								L	24-31
10/17	at Broncos																								W	30-6
10/27	Packers																								L	24-31
11/03	Vikings																								W	26-23
11/10	at Titans																								L	32-35
11/18	at Chargers																								W	24-17
12/01	Raiders																								W	40-9
12/08	at Patriots																								W	23-16
12/15	Broncos																								W	23-3
12/22	at Bears																								W	26-3
12/29	Chargers																								W	31-21
2019 TOTALS			0	0	0	0	0	0	0	0	0	0	0	0	0	0	0	0	0	0	0	0	0	0	0	12-4

2019 GAME-BY-GAME POSTSEASON STATISTICS (CHIEFS)

DATE	OPPONENT	P/S	TACKLES					INTERCEPTIONS					O. FUMB			ST			MISC		W/L	SCORE					
			TK	S	A	SK	YDS	TFL	YDS	QBH	NO	YDS	LG	TD	PD	FF	FR	YDS	TK	S			A	FF	FR	S	A
01/12	Texans																									W	51-31
01/19	Titans																									W	35-24
02/02	49ers																									W	31-20
2019 TOTALS			0	0	0	0	0	0	0	0	0	0	0	0	0	0	0	0	0	0	0	0	0	0	0	3-0	



DEMONE HARRIS

DEFENSIVE END #52
BUFFALO



2ND YEAR IN THE NFL

2ND YEAR WITH THE CHIEFS

HEIGHT: 6'4"
WEIGHT: 272
DRAFTED: FA-19
BIRTHDAY: 12/30/95

Second-year defensive end enters his second season with the Chiefs in 2020.

Originally entered the NFL as an undrafted free agent with the Buccaneers in 2018.

Transactions:

Signed to Kansas City's active roster from Baltimore's practice squad (11/21/19) ... Baltimore's practice squad (10/22/19) ... Released by Tampa Bay (10/15/19) ... Signed

to Tampa Bay's practice squad (10/7/19) ... Released by Tampa Bay (10/5/19) ... Signed by Tampa Bay (12/31/18) ... Signed to Tampa Bay's practice squad (11/21/18) ... Released by Tampa Bay (11/16/18) ... Signed to the active roster from the practice squad (10/10/18) ... Signed to Tampa Bay's practice squad (9/2/18) ... Released by Tampa Bay (9/1/18) ... Originally entered the NFL as an undrafted free agent with Tampa Bay in 2018.

COLLEGE

Played in 43 games at Buffalo, recording 107 total (59 solo), 9.5 sacks and three pass breakups ... Tallied 29 tackles and 26 assists, 5.0 sacks, one fumble recovery and one pass breakup during his senior season ... Started in 11 games during his junior year, recording 18 tackles, 12 assists, 3.0 sacks and two forced fumbles ... Started in seven games during his sophomore campaign, tallying 22 tackles (4.5 for a loss), 1.5 sacks, one interception and a forced fumble.

PERSONAL

- Began playing football during his sophomore year at Bishop Timon-St. Jude (Buffalo, New York).
- Majored in Sociology at Buffalo.
- Hometown: Buffalo, New York

DEMONE HARRIS' NFL REGULAR SEASON DEFENSIVE STATISTICS

DATE	TEAM	GP	GS	TACKLES								INTERCEPTIONS					O. FUMB			ST				MISC			
				TK	S	A	TFL	YDS	SK	YDS	QBH	NO	YDS	LG	TD	PD	FF	FR	YDS	TK	S	A	FF	FR	S	A	
2018	Buccaneers	2	0	0	0	0	0	0	0	0.0	0.0	0	0	0	0	0	0	0	0	0	0	0	0	0	0	0	0
2019	Buccaneers	1	0	0	0	0	0	0	0	0.0	0.0	0	0	0	0	0	0	0	0	0	0	0	0	0	0	0	0
Went from Tampa Bay to Baltimore .																											
2019	Ravens	0	0	0	0	0	0	0	0	0.0	0.0	0	0	0	0	0	0	0	0	0	0	0	0	0	0	0	0
Went from Baltimore to Kansas City .																											
2019	Chiefs	4	0	4	4	0	2	9	0.0	0.0	1	0	0	0	0	0	0	0	0	0	0	0	0	0	0	0	0
2019	TOTAL	5	0	4	4	0	2	9	0.0	0.0	1	0	0	0	0	0	0	0	0	0	0	0	0	0	0	0	0
NFL TOTALS		7	0	4	4	0	2	9	0.0	0.0	1	0	0	0	0	0	0	0	0	0	0	0	0	0	0	0	0

DEMONE HARRIS' NFL POSTSEASON DEFENSIVE STATISTICS

DATE	TEAM	GP	GS	TACKLES								INTERCEPTIONS					O. FUMB			ST				MISC			
				TK	S	A	TFL	YDS	SK	YDS	QBH	NO	YDS	LG	TD	PD	FF	FR	YDS	TK	S	A	FF	FR	S	A	
2019	Chiefs	2	0	0	0	0	0	0	0	0.0	0.0	0	0	0	0	0	0	0	0	0	0	0	0	0	0	0	0
NFL TOTALS		2	0	0	0	0	0	0	0	0.0	0.0	0	0	0	0	0	0	0	0	0	0	0	0	0	0	0	0

SINGLE-GAME HIGHS: DEFENSIVE

Total Tackles 2 vs. Denver Broncos, Dec 15, 2019
2 at New England Patriots, Dec 08, 2019

Tackles For Loss 2 vs. Denver Broncos, Dec 15, 2019

2018 GAME-BY-GAME REGULAR SEASON STATISTICS (BUCCANEERS)

DATE	OPPONENT	P/S	TACKLES						INTERCEPTIONS				O. FUMB			ST				MISC		W/L	SCORE			
			TK	S	A	SK	YDS	TFL	YDS	QBH	NO	YDS	LG	TD	PD	FF	FR	YDS	TK	S	A			FF	FR	S
09/09	at Saints																								W	48-40
09/16	Eagles																								W	27-21
09/24	Steelers																								L	27-30
09/30	at Bears																								L	10-48
10/14	at Falcons	P	0	0	0	0.0	0.0	0	0	0	0	0	0	0	0	0	0	0	0	0	0	0	0	0	L	29-34
10/21	Browns																							W	26-23+	
10/28	at Bengals																							L	34-37	
11/04	at Panthers																							L	28-42	
11/11	Washington	P	0	0	0	0.0	0.0	0	0	0	0	0	0	0	0	0	0	0	0	0	0	0	0	L	3-16	
11/18	at Giants																							L	35-38	
11/25	49ers																							W	27-9	
12/02	Panthers																							W	24-17	
12/09	Saints																							L	14-28	
12/16	at Ravens																							L	12-20	
12/23	at Cowboys																							L	20-27	
12/30	Falcons																							L	32-34	
2018 TOTALS		2-0	0	0	0	0.0	0.0	0	0	0	0	0	0	0	0	0	0	0	0	0	0	0	0	0	5-11	

+ - Overtime

2019 GAME-BY-GAME REGULAR SEASON STATISTICS (BUCCANEERS/RAVENS/CHIEFS)

DATE	OPPONENT	P/S	TACKLES						INTERCEPTIONS				O. FUMB			ST				MISC		W/L	SCORE			
			TK	S	A	SK	YDS	TFL	YDS	QBH	NO	YDS	LG	TD	PD	FF	FR	YDS	TK	S	A			FF	FR	S
09/08	49ers																								L	17-31
09/12	at Panthers																								W	20-14
09/22	Giants	P	0	0	0	0.0	0.0	0	0	0	0	0	0	0	0	0	0	0	0	0	0	0	0	0	L	31-32
09/29	at Rams																							W	55-40	
10/06	at Saints																							L	24-31	
10/13	Panthers																							L	26-37	
11/03	Patriots																							W	37-20	
11/10	at Bengals																							W	49-13	
11/17	Texans																							W	41-7	
12/01	Raiders																							W	40-9	
12/08	at Patriots	P	2	2	0	0.0	0.0	0	0	0	0	0	0	0	0	0	0	0	0	0	0	0	0	0	W	23-16
12/15	Broncos	P	2	2	0	0.0	0.0	2	9	0	0	0	0	0	0	0	0	0	0	0	0	0	0	0	W	23-3
12/22	at Bears	P	0	0	0	0.0	0.0	0	0	0	0	0	0	0	0	0	0	0	0	0	0	0	0	0	W	26-3
12/29	Chargers	P	0	0	0	0.0	0.0	0	0	1	0	0	0	0	0	0	0	0	0	0	0	0	0	0	W	31-21
2019 TOTALS		5-0	4	4	0	0.0	0.0	2	9	1	0	0	0	0	0	0	0	0	0	0	0	0	0	0	10-4	

2019 GAME-BY-GAME POSTSEASON STATISTICS (CHIEFS)

DATE	OPPONENT	P/S	TACKLES						INTERCEPTIONS				O. FUMB			ST				MISC		W/L	SCORE			
			TK	S	A	SK	YDS	TFL	YDS	QBH	NO	YDS	LG	TD	PD	FF	FR	YDS	TK	S	A			FF	FR	S
01/12	Texans	P	0	0	0	0.0	0.0	0	0	0	0	0	0	0	0	0	0	0	0	0	0	0	0	0	W	51-31
01/19	Titans	P	0	0	0	0.0	0.0	0	0	0	0	0	0	0	0	0	0	0	0	0	0	0	0	0	W	35-24
02/02	49ers																							W	31-20	
2019 TOTALS		2-0	0	0	0	0.0	0.0	0	0	0	0	0	0	0	0	0	0	0	0	0	0	0	0	0	3-0	



DANIEL HELM

**TIGHT END #43
DUKE**



1ST YEAR IN THE NFL

1ST YEAR WITH THE CHIEFS

HEIGHT: 6'4"
WEIGHT: 255
DRAFTED: W (SF)-20
BIRTHDAY: 4/20/95

- First-year tight end enters his first season with the Chiefs in 2020.
- Originally entered the NFL as an undrafted free agent with the Chargers in 2019.

Transactions:

Acquired via waivers by Kansas City (8/16/20) ... Released

by San Francisco (8/15/20) ... Signed to San Francisco's active roster from the practice squad (12/12/19) ... Signed to San Francisco's practice squad (9/1/20) ... Released by San Francisco (8/31/19) ... Acquired via waivers by San Francisco (8/2/19) ... Released by the Los Angeles Chargers (8/1/19) ... Originally entered the NFL as an undrafted free agent with the Los Angeles Chargers in 2019.

COLLEGE

Appeared in 51 career collegiate games (26 starts), caught 75 pass receptions for 804 yards (10.72 avg.) and six touchdowns ... Transferred to Duke from the University of Tennessee and did not play in 2015 due to NCAA transfer regulations ... At Duke, lettered three seasons (2016-17-18), appeared in 38 career games (24 starts), tallied 69 receptions for 767 yards (11.12) and six touchdowns ... Earned third team All-ACC accolades as a senior ... Named to the Google Cloud Academic All-District III first team as a senior ... Was a two-time Academic All-ACC honoree (2017-18) ... At Duke, finished with 20 games with two+ receptions including a career-high six catches against Georgia Tech in 2016 and 17 games with 20+ receiving yards including a career-best 73 yards versus Northern Illinois in 2017 ... Played 2,255 career snaps at Duke ... Joined Boston College's Tommy Sweeney as the lone ACC tight ends to have registered 20+ pass receptions, 200+ receiving yards and two+ TD catches in 2016-17-18.

PERSONAL

- Lettered at Glenwood High School where he set the Glenwood career record with 35 receiving touchdown.
- Caught 35 passes for 565 yards and 13 touchdowns as a senior.
- Used on defense as a strong safety and recorded 68 tackles, an INT and four pass breakups during his final campaign.
- Named to the MaxPreps 2013 All-America second team and a second team all-state pick by the Chicago Tribune in 2013.
- After his senior year, was selected to play in 2014 Offense-Defense All-American Bowl.
- Also lettered in basketball.
- Hometown: Chatham, Ill.

DANIEL HELM'S NFL REGULAR SEASON RUSHING/RECEIVING STATISTICS

DATE	TEAM	GP	GS	RECEIVING					RUSHING				
				NO.	YDS	AVG	LG	TD	NO.	YDS.	AVG.	LG	TD
2019	49ers	0	0	0	0	0.0	0	0	0	0	0.0	0	0
NFL TOTALS		0	0	0	0	0.0	0	0	0	0	0.0	0	0

DANIEL HELM'S NFL POSTSEASON RUSHING/RECEIVING STATISTICS

DATE	TEAM	GP	GS	RECEIVING					RUSHING				
				NO.	YDS	AVG	LG	TD	NO.	YDS.	AVG.	LG	TD
2019	49ers	0	0	0	0	0.0	0	0	0	0	0.0	0	0
NFL TOTALS		0	0	0	0	0.0	0	0	0	0	0.0	0	0

DANIEL HELM'S NFL REGULAR SEASON RETURN STATISTICS

DATE	TEAM	KICKOFF RETURNS					PUNT RETURNS					
		RET.	YDS.	AVG.	LG	TD	NO.	FC	YDS	AVG	LG	TD
2019	49ers	0	0	0.0	0	0	0	0	0	0.0	0	0
NFL TOTALS		0	0	0.0	0	0	0	0	0	0.0	0	0

DANIEL HELM'S NFL POSTSEASON RETURN STATISTICS

DATE	TEAM	KICKOFF RETURNS					PUNT RETURNS					
		RET.	YDS.	AVG.	LG	TD	NO.	FC	YDS	AVG	LG	TD
2019	49ers	0	0	0.0	0	0	0	0	0	0.0	0	0
NFL TOTALS		0	0	0.0	0	0	0	0	0	0.0	0	0

2019 GAME-BY-GAME REGULAR SEASON STATISTICS (49ERS)

DATE	OPPONENT	P/S	RECEIVING				RUSHING				W/L	SCORE	
			NO	YDS	AVG	LG	TD	NO	YDS	AVG			LG
09/08	at Buccaneers											W	31-17
09/15	at Bengals											W	41-17
09/22	Steelers											W	24-20
10/07	Browns											W	31-3
10/13	at Rams											W	20-7
10/20	at Washington											W	9-0
10/27	Panthers											W	51-13
10/31	at Cardinals											W	28-25
11/11	Seahawks											L	24-27+
11/17	Cardinals											W	36-26
11/24	Packers											W	37-8
12/01	at Ravens											L	17-20
12/08	at Saints											W	48-46
12/15	Falcons											L	22-29
12/21	Rams											W	34-31
12/29	at Seahawks											W	26-21
2019 TOTALS		0-0	0	0	0.0	0	0	0	0.0	0	0	0	13-3

+ - Overtime

2019 GAME-BY-GAME POSTSEASON STATISTICS (49ERS)

DATE	OPPONENT	P/S	RECEIVING				RUSHING				W/L	SCORE	
			NO	YDS	AVG	LG	TD	NO	YDS	AVG			LG
01/11	Vikings											W	27-10
01/19	Packers											W	37-20
02/02	at Chiefs											L	20-31
2019 TOTALS		0-0	0	0	0.0	0	0	0.0	0	0	0	2-1	



CHAD HENNE

QUARTERBACK #4
MICHIGAN



13TH YEAR IN THE NFL

3RD YEAR WITH THE CHIEFS

HEIGHT: 6'3"
WEIGHT: 222
DRAFTED: UFA-18
BIRTHDAY: 2/7/85

👁️ 13th-year quarterback enters his third season with the Chiefs in 2020.

👁️ Appeared in three games as a rookie with Miami in 2008 making his NFL debut at Arizona (9/14/08) in the fourth quarter completing 7-of-12 passes for 67 yards, all on an 18-play drive covering 89 yards.

👁️ Originally entered the NFL as a second-round pick (57th overall) by the Miami Dolphins in the 2008 NFL Draft.

Transactions:

Re-Signed by Kansas City (3/19/20) ... Signed by Kansas City (3/16/18) ... Re-signed by Jacksonville (3/10/14) ... Signed by Jacksonville (3/15/12) ... Signed by Miami (7/27/08) ... Originally entered the NFL as a second-round pick (57th overall) by the Miami Dolphins in the 2008 NFL Draft.

COLLEGE

Four-year starter at the University of Michigan (2004-07) compiling a 33-14 record as a starter ... Completed 828 of 1,387 passes (59.7 pct.) for 9,715 yards with 87 touchdowns and 37 interceptions during his collegiate career ... Tossed at least one touchdown pass in 42 of his 47 career games and threw for at least 200 yards in 26 starts ... Graduated with school records for career completions, attempts, passing yards and touchdown passes ... Ranked second to Purdue's Drew Brees in career TD passes in Big Ten Conference history ... Named first-team All-Big Ten by the conference's coaches as a senior ... Earned the Capital One Bowl Most Valuable Player Award after throwing for a school bowl-record 373 passing yards against Florida, completing 25 of 39 passes and three touchdowns against the Gators ... Became the first true freshman quarterback in Big Ten history to lead his team to the conference title ... Was a consensus first-team Freshman All-American.

PERSONAL

👁️ Attended Wilson High School where he set the Pennsylvania District III all-time passing and touchdown records with 7,071 yards and 74 touchdowns.

👁️ Completed 147 of 249 passes for 1,743 yards and 19 scores his senior season, when he also rushed for 450 yards and five scores.

👁️ Also competed in track and was timed at 11.2 in the 100-meters and threw the javelin a career-best 195.5 feet.

👁️ Was a two-year starter on the basketball team.

👁️ Earned a degree in general studies at Michigan.

👁️ Hometown: West Lawn, Pa.

CHAD HENNE'S NFL REGULAR SEASON PASSING STATISTICS

DATE	TEAM	GP	GS	ATT.	CMP.	PCT.	YDS	AVG.	TD	INT.	LG	SK	LST	RATE
2008	Dolphins	3	0	12	7	58.3	67	5.6	0	0	19	0	0	74.0
2009	Dolphins	14	13	451	274	60.8	2,878	6.4	12	14	67	26	176	75.2
2010	Dolphins	15	14	490	301	61.4	3,301	6.7	15	19	57t	30	178	75.4
2011	Dolphins	4	4	112	64	57.1	868	7.8	4	4	41	11	67	79.0
2012	Jaguars	10	6	308	166	53.9	2,084	6.8	11	11	81t	28	169	72.2
2013	Jaguars	15	13	503	305	60.6	3,241	6.4	13	14	62t	38	243	76.5
2014	Jaguars	3	3	78	42	53.8	492	6.3	3	1	63t	16	105	80.7
2015	Jaguars	0	0	0	0	0.0	0	0.0	0	0	0	0	0	0.0
2016	Jaguars	1	0	0	0	0.0	0	0.0	0	0	0	0	0	0.0
2017	Jaguars	2	0	2	0	0.0	0	0.0	0	0	0	0	0	39.6
2018	Chiefs	1	0	3	2	66.7	29	9.7	0	0	22	0	0	97.9
2019	Chiefs	0	0	0	0	0.0	0	0.0	0	0	0	0	0	0.0
TOTALS		68	53	1,959	1,161	59.3	12,960	6.6	58	63	81t	149	938	75.5

CHAD HENNE'S NFL POSTSEASON PASSING STATISTICS

DATE	TEAM	GP	GS	ATT.	CMP.	PCT.	YDS	AVG.	TD	INT.	LG	SK	LST	RATE
2008	Dolphins	0	0	0	0	0.0	0	0.0	0	0	0	0	0	0.0
2017	Jaguars	0	0	0	0	0.0	0	0.0	0	0	0	0	0	0.0
2018	Chiefs	0	0	0	0	0.0	0	0.0	0	0	0	0	0	0.0
2019	Chiefs	0	0	0	0	0.0	0	0.0	0	0	0	0	0	0.0
TOTALS		0	0	0	0	0.0	0	0.0	0	0	0	0	0	0.0

CHAD HENNE'S NFL REGULAR SEASON RUSHING STATISTICS

DATE	TEAM	NO.	YDS.	AVG.	LG	TD
2008	Dolphins	0	0	0.0	0	0
2009	Dolphins	16	32	2.0	12	1
2010	Dolphins	35	52	1.5	10	0
2011	Dolphins	15	112	7.5	20	1
2012	Jaguars	19	64	3.4	15	1
2013	Jaguars	27	77	2.9	14	0
2014	Jaguars	4	25	6.3	12	0
2015	Jaguars	0	0	0.0	0	0
2016	Jaguars	1	-2	-2.0	0	0
2017	Jaguars	5	-5	-1.0	0	0
2018	Chiefs	1	3	3.0	3	0
2019	Chiefs	0	0	0.0	0	0
TOTALS		123	358	2.9	20	3

CHAD HENNE'S NFL POSTSEASON RUSHING STATISTICS

DATE	TEAM	NO.	YDS.	AVG.	LG	TD
2008	Dolphins	0	0	0.0	0	0
2017	Jaguars	0	0	0.0	0	0
2018	Chiefs	0	0	0.0	0	0
2019	Chiefs	0	0	0.0	0	0
TOTALS		0	0	0.0	0	0

SINGLE-GAME HIGHS: QUARTERBACK

Pass Attempts	55 vs. Houston Texans, Dec 27, 2009 52 vs. New England Patriots, Dec 06, 2009 51 at Indianapolis Colts, Dec 29, 2013 51 vs. New England Patriots, Dec 23, 2012 49 vs. New England Patriots, Sep 12, 2011	Passer Rating	130.4 vs. New York Jets, Oct 12, 2009 126.8 at Houston Texans, Nov 18, 2012 108 vs. Tennessee Titans, Nov 25, 2012 106 at Minnesota Vikings, Sep 19, 2010 100.3 at Oakland Raiders, Nov 28, 2010
Pass Completions	35 vs. Houston Texans, Dec 27, 2009 33 vs. Buffalo Bills, Dec 19, 2010 30 at Indianapolis Colts, Dec 29, 2013 30 vs. New England Patriots, Sep 12, 2011 29 vs. San Francisco 49ers, Oct 27, 2013 ...4 more at 29.	Rush Attempts	7 vs. New England Patriots, Sep 12, 2011 6 at Baltimore Ravens, Nov 07, 2010 5 vs. Detroit Lions, Dec 26, 2010 5 vs. Cleveland Browns, Dec 05, 2010 4 vs. Buffalo Bills, Dec 15, 2013 ...5 more at 4.
Yards Passing	416 vs. New England Patriots, Sep 12, 2011 363 vs. New York Jets, Sep 26, 2010 354 at Houston Texans, Nov 18, 2012 349 at Tennessee Titans, Dec 20, 2009 348 vs. New England Patriots, Dec 23, 2012	Rushing Yards	59 vs. New England Patriots, Sep 12, 2011 33 vs. Houston Texans, Dec 05, 2013 26 at Cleveland Browns, Sep 25, 2011 26 vs. Houston Texans, Sep 18, 2011 22 vs. Buffalo Bills, Dec 15, 2013 ...1 more at 22.
TD Passes	4 at Houston Texans, Nov 18, 2012 2 at Philadelphia Eagles, Sep 07, 2014 2 vs. Tennessee Titans, Dec 22, 2013 2 vs. Buffalo Bills, Dec 15, 2013 ...11 more at 2.	Longest Runs	20 vs. Houston Texans, Sep 18, 2011 19 vs. New England Patriots, Sep 12, 2011 15 vs. New England Patriots, Dec 23, 2012 14 vs. Houston Texans, Dec 05, 2013 12 at Washington Redskins, Sep 14, 2014 ...1 more at 12.
Long Passes	81t at Houston Texans, Nov 18, 2012 67t at Houston Texans, Nov 18, 2012 67 vs. New Orleans Saints, Oct 25, 2009 63t at Washington Redskins, Sep 14, 2014 63 at Houston Texans, Nov 18, 2012	Rushing TDs	1 at Buffalo Bills, Dec 02, 2012 1 vs. New England Patriots, Sep 12, 2011 1 at Jacksonville Jaguars, Dec 13, 2009
Completion Percentage	80.0 vs. Pittsburgh Steelers, Jan 03, 2010 76.9 vs. New York Jets, Oct 12, 2009 73.7 vs. New England Patriots, Oct 04, 2010 73.3 vs. Buffalo Bills, Dec 19, 2010 72.4 at Jacksonville Jaguars, Dec 13, 2009		

2008 GAME-BY-GAME REGULAR SEASON STATISTICS (DOLPHINS)

DATE	OPPONENT	P/S	PASSING										RUSHING				W/L	SCORE					
			ATT	CMP	YDS	PCT	Y/A	Y/C	TD	INT	LG	SK/YD	RATE	ATT	YDS	LG			TD				
09/07	Jets																					L	14-20
09/14	at Cardinals	P	12	7	67	58.3	5.6	9.6	0	0	19	0/0	74.0	0	0	0	0	0	0	L	10-31		
09/21	at Patriots	P	0	0	0	0.0	0.0	0.0	0	0	0	0/0	0.0	0	0	0	0	0	0	W	38-13		
10/05	Chargers																			W	17-10		
10/12	at Texans																			L	28-29		
10/19	Ravens																			L	13-27		
10/26	Bills																			W	25-16		
11/02	at Broncos																			W	26-17		
11/09	Seahawks																			W	21-19		
11/16	Raiders																			W	17-15		
11/23	Patriots	P	0	0	0	0.0	0.0	0.0	0	0	0	0/0	0.0	0	0	0	0	0	0	L	28-48		
11/30	at Rams																			W	16-12		
12/07	at Bills																			W	16-3		
12/14	49ers																			W	14-9		
12/21	at Chiefs																			W	38-31		
12/28	at Jets																			W	24-17		
2008 TOTALS		3-0	12	7	67	58.3	5.6	9.6	0	0	19	0/0	74.0	0	0	0	0	0	0	11-5			

2009 GAME-BY-GAME REGULAR SEASON STATISTICS (DOLPHINS)

DATE	OPPONENT	P/S	PASSING										RUSHING				W/L	SCORE	
			ATT	CMP	YDS	PCT	Y/A	Y/C	TD	INT	LG	SK/YD	RATE	ATT	YDS	LG			TD
09/13	at Falcons																	L	7-19
09/21	Colts																	L	23-27
09/27	at Chargers	P	19	10	92	52.6	4.8	9.2	0	1	27	1/6	44.2	1	2	2	0	L	13-23
10/04	Bills	S	22	14	115	63.6	5.2	8.2	1	0	18	6/29	92.0	2	14	12	0	W	38-10
10/12	Jets	S	26	20	241	76.9	9.3	12.1	2	0	59	0/0	130.4	0	0	0	0	W	31-27
10/25	Saints	S	36	18	211	50.0	5.9	11.7	0	2	67	2/14	45.0	0	0	0	0	L	34-46
11/01	at Jets	S	21	12	112	57.1	5.3	9.3	1	0	28	5/51	87.8	3	-5	-1	0	W	30-25
11/08	at Patriots	S	34	19	219	55.9	6.4	11.5	0	0	23	2/19	75.5	0	0	0	0	L	17-27
11/15	Buccaneers	S	31	17	175	54.8	5.6	10.3	1	1	25	0/0	68.6	0	0	0	0	W	25-23
11/19	at Panthers	S	29	17	172	58.6	5.9	10.1	1	0	36	0/0	87.1	1	0	0	0	W	24-17
11/29	at Bills	S	31	17	175	54.8	5.6	10.3	1	3	20	1/7	42.5	0	0	0	0	L	14-31
12/06	Patriots	S	52	29	335	55.8	6.4	11.6	2	1	29	1/7	80.2	1	-1	-1	0	W	22-21
12/13	at Jaguars	S	29	21	220	72.4	7.6	10.5	0	1	25	2/12	79.7	4	1	3	1	W	14-10
12/20	at Titans	S	46	29	349	63.0	7.6	12.0	1	3	57	1/2	66.3	2	11	8	0	L	24-27+
12/27	Texans	S	55	35	322	63.6	5.9	9.2	1	1	35	3/19	78.0	1	10	10	0	L	20-27
01/03	Steelers	S	20	16	140	80.0	7.0	8.8	1	1	24	2/10	91.7	1	0	0	0	L	24-30
2009 TOTALS		14-13	451	274	2,878	60.8	6.4	10.5	12	14	67	26/176	75.2	16	32	12	1	7-9	

+ - Overtime

2010 GAME-BY-GAME REGULAR SEASON STATISTICS (DOLPHINS)

DATE	OPPONENT	P/S	PASSING										RUSHING				W/L	SCORE	
			ATT	CMP	YDS	PCT	Y/A	Y/C	TD	INT	LG	SK/YD	RATE	ATT	YDS	LG			TD
09/12	at Bills	S	34	21	182	61.8	5.4	8.7	0	0	21	3/18	75.9	2	-1	3	0	W	15-10
09/19	at Vikings	S	15	9	114	60.0	7.6	12.7	1	0	46	2/8	106.0	2	0	1	0	W	14-10
09/26	Jets	S	44	26	363	59.1	8.3	14.0	2	1	40	2/11	91.4	1	1	1	0	L	23-31
10/04	Patriots	S	38	28	305	73.7	8.0	10.9	2	3	28t	2/12	81.6	0	0	0	0	L	14-41
10/17	at Packers	S	39	23	231	59.0	5.9	10.0	2	1	23	0/0	82.3	2	9	10	0	W	23-20+
10/24	Steelers	S	36	23	257	63.9	7.1	11.2	1	1	26t	1/8	82.8	0	0	0	0	L	22-23
10/31	at Bengals	S	37	24	217	64.9	5.9	9.0	0	1	25	0/0	69.3	3	-7	-2	0	W	22-14
11/07	at Ravens	S	34	22	231	64.7	6.8	10.5	0	3	34	2/15	47.5	6	13	7	0	L	10-26
11/14	Titans	P	28	19	240	67.9	8.6	12.6	1	1	54	1/7	91.4	2	3	2	0	W	29-17
11/18	Bears																	L	0-16
11/28	at Raiders	S	30	17	307	56.7	10.2	18.1	2	1	57t	3/22	100.3	3	-4	-1	0	W	33-17
12/05	Browns	S	32	16	174	50.0	5.4	10.9	1	3	24	1/7	37.8	5	17	10	0	L	10-13
12/12	at Jets	S	18	5	55	27.8	3.1	11.0	1	0	28	5/25	58.3	4	7	10	0	W	10-6
12/19	Bills	S	45	33	276	73.3	6.1	8.4	1	1	23	3/15	86.9	0	0	0	0	L	14-17
12/26	Lions	S	44	29	278	65.9	6.3	9.6	1	2	28	2/7	72.0	5	14	10	0	L	27-34
01/02	at Patriots	S	16	6	71	37.5	4.4	11.8	0	1	20	3/23	25.8	0	0	0	0	L	7-38
2010 TOTALS		15-14	490	301	3,301	61.4	6.7	11.0	15	19	57t	30/178	75.4	35	52	10	0	7-9	

+ - Overtime

2011 GAME-BY-GAME REGULAR SEASON STATISTICS (DOLPHINS)

DATE	OPPONENT	P/S	PASSING										RUSHING				W/L	SCORE	
			ATT	CMP	YDS	PCT	Y/A	Y/C	TD	INT	LG	SK/YD	RATE	ATT	YDS	LG			TD
09/12	Patriots	S	49	30	416	61.2	8.5	13.9	2	1	31	4/26	93.6	7	59	19	1	L	24-38
09/18	Texans	S	30	12	170	40.0	5.7	14.2	1	1	41	2/17	56.2	3	26	20	0	L	13-23
09/25	at Browns	S	29	19	255	65.5	8.8	13.4	1	1	38	5/24	90.4	4	26	11	0	L	16-17
10/02	at Chargers	S	4	3	27	75.0	6.8	9.0	0	1	18	0/0	53.1	1	1	1	0	L	16-26
10/17	at Jets																	L	6-24
10/23	Broncos																	L	15-18+
10/30	at Giants																	L	17-20
11/06	at Chiefs																	W	31-3
11/13	Washington																	W	20-9
11/20	Bills																	W	35-8
11/24	at Cowboys																	L	19-20
12/04	Raiders																	W	34-14
12/11	Eagles																	L	10-26
12/18	at Bills																	W	30-23
12/24	at Patriots																	L	24-27
01/01	Jets																	W	19-17
2011 TOTALS		4-4	112	64	868	57.1	7.8	13.6	4	4	41	11/67	79.0	15	112	20	1	6-10	

+ - Overtime

2012 GAME-BY-GAME REGULAR SEASON STATISTICS (JAGUARS)

DATE	OPPONENT	P/S	PASSING										RUSHING				W/L	SCORE	
			ATT	CMP	YDS	PCT	Y/A	Y/C	TD	INT	LG	SK/YD	RATE	ATT	YDS	LG			TD
09/09	at Vikings																	L	23-26+
09/16	Texans	P	2	2	23	100.0	11.5	11.5	0	0	12	0/0	114.6	1	0	0	0	L	7-27
09/23	at Colts																	W	22-17
09/30	Bengals																	L	10-27
10/07	Bears																	L	3-41
10/21	at Raiders	P	20	9	71	45.0	3.6	7.9	0	0	26	3/26	54.4	3	4	3	0	L	23-26+
10/28	at Packers																	L	15-24
11/04	Lions																	L	14-31
11/08	Colts	P	16	10	121	62.5	7.6	12.1	1	1	26	1/6	80.5	0	0	0	0	L	10-27
11/18	at Texans	P	33	16	354	48.5	10.7	22.1	4	0	81t	1/6	126.8	2	7	4	0	L	37-43+
11/25	Titans	S	26	17	261	65.4	10.0	15.4	2	1	59t	7/40	108.0	2	0	1	0	W	24-19
12/02	at Bills	S	42	19	202	45.2	4.8	10.6	1	1	24	3/16	57.8	3	1	1t	1	L	18-34
12/09	Jets	S	43	21	185	48.8	4.3	8.8	0	2	28	3/17	41.3	1	1	1	0	L	10-17
12/16	at Dolphins	S	34	18	221	52.9	6.5	12.3	0	0	38	2/8	73.3	3	16	8	0	L	3-24
12/23	Patriots	S	51	29	348	56.9	6.8	12.0	1	3	53	1/5	59.9	2	22	15	0	L	16-23
12/30	at Titans	S	41	25	298	61.0	7.3	11.9	2	3	30t	7/45	69.0	2	13	9	0	L	20-38
2012 TOTALS		10-6	308	166	2,084	53.9	6.8	12.6	11	11	81t	28/169	72.2	19	64	15	1	2-14	

+ - Overtime

2013 GAME-BY-GAME REGULAR SEASON STATISTICS (JAGUARS)

DATE	OPPONENT	P/S	PASSING										RUSHING				W/L	SCORE	
			ATT	CMP	YDS	PCT	Y/A	Y/C	TD	INT	LG	SK/YD	RATE	ATT	YDS	LG			TD
09/08	Chiefs	P	6	3	36	50.0	6.0	12.0	0	0	24	0/0	68.8	0	0	0	0	L	2-28
09/15	at Raiders	S	38	25	241	65.8	6.3	9.6	1	0	30	5/27	92.1	2	9	9	0	L	9-19
09/22	at Seahawks	S	38	18	235	47.4	6.2	13.1	0	2	59	3/21	45.4	2	5	5	0	L	17-45
09/29	Colts																	L	3-37
10/06	at Rams	P	13	7	89	53.8	6.8	12.7	1	0	39	0/0	101.1	1	2	2	0	L	20-34
10/13	at Broncos	S	42	27	303	64.3	7.2	11.2	0	2	23	2/12	65.9	2	-3	1	0	L	19-35
10/20	Chargers	S	36	23	318	63.9	8.8	13.8	0	1	43	6/43	80.6	4	5	4	0	L	6-24
10/27	49ers	S	45	29	228	64.4	5.1	7.9	1	0	29t	0/0	84.3	1	1	1	0	L	10-42
11/10	at Titans	S	23	14	180	60.9	7.8	12.9	0	2	27	3/20	49.2	2	-1	0	0	W	29-27
11/17	Cardinals	S	42	27	255	64.3	6.1	9.4	1	2	62t	2/13	69.0	0	0	0	0	L	14-27
11/24	at Texans	S	32	23	239	71.9	7.5	10.4	0	0	51	4/24	93.1	3	3	5	0	W	13-6
12/01	at Browns	S	40	22	195	55.0	4.9	8.9	2	1	25	2/1	74.5	0	0	0	0	W	32-28
12/05	Texans	S	27	12	117	44.4	4.3	9.8	2	0	41	1/6	81.9	4	33	14	0	W	27-20
12/15	Bills	S	36	21	237	58.3	6.6	11.3	2	2	30	5/42	73.5	4	22	11	0	L	20-27
12/22	Titans	S	34	24	237	70.6	7.0	9.9	2	1	30	2/11	97.3	1	1	1	0	L	16-20
12/29	at Colts	S	51	30	331	58.8	6.5	11.0	1	1	36	3/23	76.5	1	0	0	0	L	10-30
2013 TOTALS		15-13	503	305	3,241	60.6	6.4	10.6	13	14	62t	38/243	76.5	27	77	14	0	4-12	

2014 GAME-BY-GAME REGULAR SEASON STATISTICS (JAGUARS)

DATE	OPPONENT	P/S	PASSING										RUSHING				W/L	SCORE	
			ATT	CMP	YDS	PCT	Y/A	Y/C	TD	INT	LG	SK/YD	RATE	ATT	YDS	LG			TD
09/07	at Eagles	S	43	24	266	55.8	6.2	11.1	2	0	46	3/24	89.9	1	8	8	0	L	17-34
09/14	at Washington	S	28	14	193	50.0	6.9	13.8	1	1	63t	10/70	69.5	3	17	12	0	L	10-41
09/21	Colts	S	7	4	33	57.1	4.7	8.3	0	0	14	3/11	69.3	0	0	0	0	L	17-44
09/28	at Chargers																	L	14-33
10/05	Steelers																	L	9-17
10/12	at Titans																	L	14-16
10/19	Browns																	W	24-6
10/26	Dolphins																	L	13-27
11/02	at Bengals																	L	23-33
11/09	Cowboys																	L	17-31
11/23	at Colts																	L	3-23
11/30	Giants																	W	25-24
12/07	Texans																	L	13-27
12/14	at Ravens																	L	12-20
12/18	Titans																	W	21-13
12/28	at Texans																	L	17-23
2014 TOTALS		3-3	78	42	492	53.8	6.3	11.7	3	1	63t	16/105	80.7	4	25	12	0	3-13	

2015 GAME-BY-GAME REGULAR SEASON STATISTICS (JAGUARS)

DATE	OPPONENT	P/S	PASSING											RUSHING				W/L	SCORE	
			ATT	CMP	YDS	PCT	Y/A	Y/C	TD	INT	LG	SK/YD	RATE	ATT	YDS	LG	TD			
09/13	Panthers																		L	9-20
09/20	Dolphins																		W	23-20
09/27	at Patriots																		L	17-51
10/04	at Colts																		L	13-16+
10/11	at Buccaneers																		L	31-38
10/18	Texans																		L	20-31
10/25	Bills																		W	34-31
11/08	at Jets																		L	23-28
11/15	at Ravens																		W	22-20
11/19	Titans																		W	19-13
11/29	Chargers																		L	25-31
12/06	at Titans																		L	39-42
12/13	Colts																		W	51-16
12/20	Falcons																		L	17-23
12/27	at Saints																		L	27-38
01/03	at Texans																		L	6-30
2015 TOTALS		0-0	0	0	0	0.0	0.0	0.0	0	0	0	0/0	0.0	0	0	0	0	0	5-11	

+ - Overtime

2016 GAME-BY-GAME REGULAR SEASON STATISTICS (JAGUARS)

DATE	OPPONENT	P/S	PASSING											RUSHING				W/L	SCORE	
			ATT	CMP	YDS	PCT	Y/A	Y/C	TD	INT	LG	SK/YD	RATE	ATT	YDS	LG	TD			
09/11	Packers																		L	23-27
09/18	at Chargers																		L	14-38
09/25	Ravens																		L	17-19
10/02	Colts																		W	30-27
10/16	at Bears																		W	17-16
10/23	Raiders																		L	16-33
10/27	at Titans																		L	22-36
11/06	at Chiefs																		L	14-19
11/13	Texans																		L	21-24
11/20	at Lions	P	0	0	0	0.0	0.0	0.0	0	0	0	0/0	0.0	1	-2	-2	0	L	19-26	
11/27	at Bills																		L	21-28
12/04	Broncos																		L	10-20
12/11	Vikings																		L	16-25
12/18	at Texans																		L	20-21
12/24	Titans																		W	38-17
01/01	at Colts																		L	20-24
2016 TOTALS		1-0	0	0	0	0.0	0.0	0.0	0	0	0	0/0	0.0	1	-2	-2	0	3-13		

2017 GAME-BY-GAME REGULAR SEASON STATISTICS (JAGUARS)

DATE	OPPONENT	P/S	PASSING											RUSHING				W/L	SCORE	
			ATT	CMP	YDS	PCT	Y/A	Y/C	TD	INT	LG	SK/YD	RATE	ATT	YDS	LG	TD			
09/10	at Texans																		W	29-7
09/17	Titans																		L	16-37
09/24	Ravens	P	2	0	0	0.0	0.0	0.0	0	0	0	0/0	39.6	3	-3	-1	0	W	44-7	
10/01	at Jets																		L	20-23+
10/08	at Steelers																		W	30-9
10/15	Rams																		L	17-27
10/22	at Colts																		W	27-0
11/05	Bengals																		W	23-7
11/12	Chargers																		W	20-17+
11/19	at Browns																		W	19-7
11/26	at Cardinals																		L	24-27
12/03	Colts																		W	30-10
12/10	Seahawks																		W	30-24
12/17	Texans	P	0	0	0	0.0	0.0	0.0	0	0	0	0/0	0.0	2	-2	-1	0	W	45-7	
12/24	at 49ers																		L	33-44
12/31	at Titans																		L	10-15
2017 TOTALS		2-0	2	0	0	0.0	0.0	0.0	0	0	0	0/0	39.6	5	-5	-1	0	10-6		

+ - Overtime

2018 GAME-BY-GAME REGULAR SEASON STATISTICS (CHIEFS)

DATE	OPPONENT	P/S	PASSING										RUSHING				W/L	SCORE		
			ATT	CMP	YDS	PCT	Y/A	Y/C	TD	INT	LG	SK/YD	RATE	ATT	YDS	LG			TD	
09/09	at Chargers																		W	38-28
09/16	at Steelers																		W	42-37
09/23	49ers																	W	38-27	
10/01	at Broncos																	W	27-23	
10/07	Jaguars																	W	30-14	
10/14	at Patriots																	L	40-43	
10/21	Bengals																	W	45-10	
10/28	Broncos																	W	30-23	
11/04	at Browns																	W	37-21	
11/11	Cardinals																	W	26-14	
11/19	at Rams																	L	51-54	
12/02	at Raiders																	W	40-33	
12/09	Ravens																	W	27-24+	
12/13	Chargers																	L	28-29	
12/23	at Seahawks																	L	31-38	
12/30	Raiders	P	3	2	29	66.7	9.7	14.5	0	0	22	0/0	97.9	1	3	3	0	W	35-3	
2018 TOTALS		1-0	3	2	29	66.7	9.7	14.5	0	0	22	0/0	97.9	1	3	3	0	12-4		

+ - Overtime

2019 GAME-BY-GAME REGULAR SEASON STATISTICS (CHIEFS)

DATE	OPPONENT	P/S	PASSING										RUSHING				W/L	SCORE	
			ATT	CMP	YDS	PCT	Y/A	Y/C	TD	INT	LG	SK/YD	RATE	ATT	YDS	LG			TD
09/08	at Jaguars																	W	40-26
09/15	at Raiders																	W	28-10
09/22	Ravens																	W	33-28
09/29	at Lions																	W	34-30
10/06	Colts																	L	13-19
10/13	Texans																	L	24-31
10/17	at Broncos																	W	30-6
10/27	Packers																	L	24-31
11/03	Vikings																	W	26-23
11/10	at Titans																	L	32-35
11/18	at Chargers																	W	24-17
12/01	Raiders																	W	40-9
12/08	at Patriots																	W	23-16
12/15	Broncos																	W	23-3
12/22	at Bears																	W	26-3
12/29	Chargers																	W	31-21
2019 TOTALS		0-0	0	0	0	0.0	0.0	0.0	0	0	0	0/0	0.0	0	0	0	0	12-4	

2008 GAME-BY-GAME POSTSEASON STATISTICS (DOLPHINS)

DATE	OPPONENT	P/S	PASSING										RUSHING				W/L	SCORE	
			ATT	CMP	YDS	PCT	Y/A	Y/C	TD	INT	LG	SK/YD	RATE	ATT	YDS	LG			TD
01/04	Ravens																	L	9-27
2008 TOTALS		0-0	0	0	0	0.0	0.0	0.0	0	0	0	0/0	0.0	0	0	0	0	0-1	

2017 GAME-BY-GAME POSTSEASON STATISTICS (JAGUARS)

DATE	OPPONENT	P/S	PASSING										RUSHING				W/L	SCORE	
			ATT	CMP	YDS	PCT	Y/A	Y/C	TD	INT	LG	SK/YD	RATE	ATT	YDS	LG			TD
01/07	Bills																	W	10-3
01/14	at Steelers																	W	45-42
01/21	at Patriots																	L	20-24
2017 TOTALS		0-0	0	0	0	0.0	0.0	0.0	0	0	0	0/0	0.0	0	0	0	0	2-1	

2018 GAME-BY-GAME POSTSEASON STATISTICS (CHIEFS)

DATE	OPPONENT	P/S	PASSING										RUSHING				W/L	SCORE	
			ATT	CMP	YDS	PCT	Y/A	Y/C	TD	INT	LG	SK/YD	RATE	ATT	YDS	LG			TD
01/12	Colts																	W	31-13
01/20	Patriots																	L	31-37+
2018 TOTALS		0-0	0	0	0	0.0	0.0	0.0	0	0	0	0/0	0.0	0	0	0	0	1-1	

+ - Overtime

2019 GAME-BY-GAME POSTSEASON STATISTICS (CHIEFS)

DATE	OPPONENT	P/S	PASSING										RUSHING				W/L	SCORE	
			ATT	CMP	YDS	PCT	Y/A	Y/C	TD	INT	LG	SK/YD	RATE	ATT	YDS	LG			TD
01/12	Texans																	W	51-31
01/19	Titans																	W	35-24
02/02	49ers																	W	31-20
2019 TOTALS		0-0	0	0	0	0.0	0.0	0.0	0	0	0	0/0	0.0	0	0	0	0	3-0	



ALEVA HIFO

WIDE RECEIVER #88
BYU

ROOKIE

HEIGHT: 5'10"
WEIGHT: 187
DRAFTED: CFA-20
BIRTHDAY: 12/23/97



👁️ Rookie wide receiver enters his first season with the Chiefs in 2020.

👁️ Originally entered the NFL as an undrafted free agent with the Chiefs in 2020.

Transactions:

Signed by Kansas City (8/16/20) ... Released by Kansas City (7/31/20) ... Originally entered the NFL as an undrafted free agent with Kansas City in 2020.

COLLEGE

Appeared in 51 games (17 starts) at BYU tallying 1,336 receiving yards on 118 receptions for seven touchdowns, 598 kick return yards on 29 kick returns and 232 punt return yards on 15 punt returns for his career ... As a senior, led the team in punt returns with 14 for 222 yards, an average of 15.9 yards per return ... Was on the 2019 Polynesian College Football Player of the Year Award watch list ... As a junior, led the team in all-purpose yards totaling 545 including leading the team with seven punt returns for 135 yards ... As a sophomore, was second on the team with 437 receiving yards on 37 receptions ... As a freshman, served as the primary kick returner with 440 return yards on 21 kick returns for an average of 21.0 yards.

PERSONAL

👁️ Played wide receiver, defensive back and punter at Heritage High School, leading them to a 13-1 overall and 5-0 regional record in 2015.

👁️ Helped team to the CIF Southern Section Inland Division Championship game in 2015, to the semifinals in 2014 and to the Central Division Championship title in 2013 when the team finished 13-1.

👁️ As a senior he carried the ball 63 times for 488 yards and nine touchdowns along with 548 yards receiving and nine scores on 22 receptions.

👁️ Also played baseball.

👁️ Name pronunciation: Uh-leh-vuh Hee-fo

👁️ Hometown: Menifee, Calif.



LAVERT HILL

DEFENSIVE BACK #39
MICHIGAN

ROOKIE

HEIGHT: 5'11"
WEIGHT: 182
DRAFTED: CFA-20
BIRTHDAY: 10/3/98



👁️ Rookie defensive back enters his first season with the Chiefs in 2020.

👁️ Originally entered the NFL as an undrafted free agent with the Chiefs in 2020.

Transactions:

Originally entered the NFL as an undrafted free agent with Kansas City in 2020.

COLLEGE

Four-time letterman at Michigan appearing in 48 games (38 starts) ... One of four players in U-M history with multiple interceptions returned for touchdowns, joining Thom Darden (1969-71), Lance Dottie (1991), and teammate Brandon Watson (2018) ... Finished his career tied for sixth in all-time pass breakups (29) with James Whitley (1997-00) ... Three-time All-Big Ten honoree (first team, coaches and media, 2018-19; second team, coaches, 2017; honorable mention, media, 2017) ... Two-time All-Big Ten honoree by the Associated Press (first team, 2018; second team, 2017) ... Associated Press All-American (third team, 2018) ... Semifinalist for the Paycom Jim Thorpe Award honoring the nation's top defensive back (2018).

PERSONAL

👁️ Attended Martin Luther King High School where he helped lead the team to a MHSAA Division 2 state championship as a senior.

👁️ Participated in the 2016 U.S. Army All-American Game.

👁️ Named "Air Defender of the Year" as the nation's top defensive back at the U.S. Army All-American Game.

👁️ Brother, Delano, plays safety for the Seattle Seahawks.


👁️ Hometown: Detroit, Mich.



TYREEK HILL



WIDE RECEIVER #10
WEST ALABAMA



5TH YEAR IN THE NFL

5TH YEAR WITH THE CHIEFS

HEIGHT: 5'10"
WEIGHT: 185
DRAFTED: D5B-16
BIRTHDAY: 1/3/94

- 🏈 Fifth-year wide receiver enters his fifth NFL season with the Chiefs in 2020.
- 🏈 Became the fastest player in Chiefs history to record 4,000 receiving yards, doing so in 58 career games played. WR Otis Taylor previously held the record, reaching the milestone in his first 59 games played with Kansas City.
- 🏈 His 4,115 receiving yards are the most by any Chiefs pass-catcher in their first four seasons with the franchise.
- 🏈 Was voted by teammates as a special teams captain in 2016 prior to his first playoff appearance against the Pittsburgh Steelers.
- 🏈 Selected as the first of two fifth-round picks by the Kansas City Chiefs in 2016 NFL Draft.

Career Highlights:

- 🏈 In the AFC Championship Game against Tennessee (1/19/20) recorded his first multi-touchdown game in the postseason, scoring on eight- and 20-yard passes from QB Patrick Mahomes.
- 🏈 In the game vs. Minnesota (11/3/19), scored his 20th overall touchdown of 40+ yards becoming the sixth player in NFL history to have at least 20 total (offensive and special teams) touchdowns of 40+ yards in his first four seasons and one of five players with 20 or more 40-yard touchdowns at age 25 or younger.
- 🏈 Recorded first three-touchdown game for his career at New England on October 13, 2018. Hill led the team with seven receptions for 142 yards and three touchdowns.
- 🏈 In the Chiefs first possession of the 2018 season (at Los Angeles Chargers), Hill collected a 91-yard punt return TD, good for fourth-longest in franchise history.
- 🏈 In the NFL season-opener at New England (9/17/17), Hill caught a 75-yard touchdown pass from QB Alex Smith in the third quarter, marking his fifth-straight regular season game with a play of 60 or more yards, becoming the first player in NFL history to accomplish the feat.
- 🏈 In the Saturday Night Game against the Chargers

- (12/16/17), Hill recorded 88 receiving yards putting him over the 1,000 single season receiving yard plateau. He finished the 2017 season with 1,183 receiving yards marking the first 1,000-yard season of his career.
- 🏈 Collected his first-career kickoff return for a touchdown on an 86-yard free kick return following a safety forced in the second quarter on Nov. 27, 2016, in Week 12 at Denver.
- 🏈 Following a three-touchdown performance against Denver in Week 12 of the 2016 season, Hill became the first player to record a rushing touchdown, a receiving touchdown and a kick return touchdown in a single game since Gale Sayers accomplished the feat against the Minnesota Vikings on October 17, 1965.

Honors:

- 🏈 Named to the Pro Bowl for fourth consecutive year following 2019 season.
- 🏈 Was named to the Pro Football Writers of America (PFWA) All-NFL Team as a punt returner following the 2016 season, joining Travis Kelce, Marcus Peters and Eric Berry. Also gathered All-AFC accolades from the PFWA as a kick returner and punt returner, and All-Rookie team alongside Chris Jones.
- 🏈 For the first time in his career, Hill was named a first-team All-Pro punt returner by the Associated Press after a phenomenal 2016 regular season campaign.
- 🏈 Was voted All-Pro punt returner by Sporting News following the 2016 regular season.
- 🏈 Named AFC Offensive Player of the Week on Nov. 30, 2016, following a breakout performance in Week 12 at Denver and was twice named AFC Special Teams player of the Week: first on Dec. 14, following a Week 14 performance vs. Oakland and once more on Jan. 4, 2017, following a Week 17 performance against San Diego.

Transactions:

Originally entered the NFL as the first of two fifth-round picks (165th overall) in the 2016 NFL Draft by the Kansas City Chiefs.

COLLEGE

Played in 23 games (18 starts) with both Oklahoma State and West Alabama ... At UWA he tallied 25 rushes for 237 yards with one touchdown, caught 27 passes for 444 yards and three TDs ... Had 465 kick return yards with two TDs and 257 punt return yards with two TDs in 2015... For OSU in 2014, he tallied 102 rushes for 534 yards, caught 31 passes for 281 yards ... Had 740 kick return yards with two TDs and 256 punt return yards with one TD ... Was awarded All-Big 12 all-purpose player with 1,811 all-purpose yards ... His 996 combined return yards ranked second in the nation.

PERSONAL

🏈 Attended Coffee High School in Douglas, Ga.

Was a USA Today All-American track and field selection.

🏈 Won both the 100 meters and 200 meters at the 2012 Georgia 5A state meet.

🏈 On May 26, 2012, his time in the 200 meters was short of national high school record by only one hundredth of a second.

🏈 Hometown: Pearson, Ga.

TYREEK HILL'S NFL REGULAR SEASON RUSHING/RECEIVING STATISTICS

DATE	TEAM	GP	GS	RECEIVING					RUSHING				
				NO.	YDS	AVG	LG	TD	NO.	YDS.	AVG.	LG	TD
2016	Chiefs	16	1	61	593	9.7	49	6	24	267	11.1	70t	3
2017	Chiefs	15	13	75	1,183	15.8	79t	7	17	59	3.5	16	0
2018	Chiefs	16	16	87	1,479	17.0	75t	12	22	151	6.9	33	1
2019	Chiefs	12	12	58	860	14.8	57t	7	8	23	2.9	5	0
NFL TOTALS		59	42	281	4,115	14.6	79t	32	71	500	7.0	70t	4

TYREEK HILL'S NFL POSTSEASON RUSHING/RECEIVING STATISTICS

DATE	TEAM	GP	GS	RECEIVING					RUSHING				
				NO.	YDS	AVG	LG	TD	NO.	YDS.	AVG.	LG	TD
2016	Chiefs	1	0	4	27	6.8	9	0	3	18	6.0	8	0
2017	Chiefs	1	1	7	87	12.4	45	0	1	14	14.0	14	0
2018	Chiefs	2	2	9	114	12.7	42	0	1	36	36.0	36t	1
2019	Chiefs	3	3	17	213	12.5	44	2	2	11	5.5	7	0
NFL TOTALS		7	6	37	441	11.9	45	2	7	79	11.3	36t	1

TYREEK HILL'S NFL REGULAR SEASON RETURN STATISTICS

DATE	TEAM	KICKOFF RETURNS					PUNT RETURNS					
		RET.	YDS.	AVG.	LG	TD	NO.	FC	YDS	AVG	LG	TD
2016	Chiefs	14	384	27.4	86t	1	39	8	592	15.2	95t	2
2017	Chiefs	0	0	0.0	0	0	25	9	204	8.2	82t	1
2018	Chiefs	0	0	0.0	0	0	20	3	213	10.7	91t	1
2019	Chiefs	0	0	0.0	0	0	1	0	0	0.0	0	0
NFL TOTALS		14	384	27.4	86t	1	85	20	1,009	11.9	95t	4

TYREEK HILL'S NFL POSTSEASON RETURN STATISTICS

DATE	TEAM	KICKOFF RETURNS					PUNT RETURNS					
		RET.	YDS.	AVG.	LG	TD	NO.	FC	YDS	AVG	LG	TD
2016	Chiefs	4	72	18.0	21	0	0	0	0	0.0	0	0
2017	Chiefs	1	17	17.0	17	0	2	0	8	4.0	8	0
2018	Chiefs	0	0	0.0	0	0	6	2	-5	-0.8	4	0
2019	Chiefs	1	19	19.0	19	0	1	1	0	0.0	0	0
NFL TOTALS		6	108	18.0	21	0	9	3	3	0.3	8	0

SINGLE-GAME HIGHS: RUSHING/RECEIVING

Rush Attempts	6 vs. Denver Broncos, Dec 25, 2016 4 at Dallas Cowboys, Nov 05, 2017	Longest Kickoff Return	86t at Denver Broncos, Nov 27, 2016 33 at Pittsburgh Steelers, Oct 02, 2016
Rushing Yards	95 vs. Denver Broncos, Dec 25, 2016 68 vs. Tennessee Titans, Dec 18, 2016	Kickoff Return TDs	1 at Denver Broncos, Nov 27, 2016
Longest Runs	70t vs. Denver Broncos, Dec 25, 2016 68t vs. Tennessee Titans, Dec 18, 2016	Fair Catches	3 at Dallas Cowboys, Nov 05, 2017 2 vs. Buffalo Bills, Nov 26, 2017 ...2 more at 2.
Rushing TDs	1 vs. Oakland Raiders, Dec 30, 2018 ...3 more at 1.	Punt Return Yards	99 vs. Oakland Raiders, Dec 08, 2016 95 at Los Angeles Chargers, Sep 09, 2018 ...1 more at 95.
Receptions	11 at Tennessee Titans, Nov 10, 2019 10 at Los Angeles Rams, Nov 19, 2018 ...1 more at 10.	Longest Punt Return	95t at San Diego Chargers, Jan 01, 2017 91t at Los Angeles Chargers, Sep 09, 2018
Receiving Yards	215 at Los Angeles Rams, Nov 19, 2018 185 at New York Jets, Dec 03, 2017	Punt Returns	6 vs. Oakland Raiders, Dec 08, 2016 4 vs. Denver Broncos, Dec 25, 2016 ...1 more at 4.
Longest Receptions	79t at New York Jets, Dec 03, 2017 75t at New England Patriots, Oct 14, 2018 ...1 more at 75.	Punt Return TDs	1 at Los Angeles Chargers, Sep 09, 2018 ...3 more at 1.
Receiving TDs	3 at New England Patriots, Oct 14, 2018 2 vs. Denver Broncos, Dec 15, 2019 ...5 more at 2.	Special Teams Tackles	2 at Houston Texans, Sep 18, 2016 1 vs. Oakland Raiders, Dec 08, 2016 ...3 more at 1.
All-purpose yards	268 at Los Angeles Chargers, Sep 09, 2018 237 at Los Angeles Rams, Nov 19, 2018	Miscellaneous Tackles	1 vs. Denver Broncos, Dec 15, 2019 ...2 more at 1.
Kickoff Returns	3 at Houston Texans, Sep 18, 2016 2 at Pittsburgh Steelers, Oct 02, 2016 ...1 more at 2.	Most TDs	3 at New England Patriots, Oct 14, 2018 ...2 more at 3.
Kickoff Return Yards	86 at Denver Broncos, Nov 27, 2016 83 at Houston Texans, Sep 18, 2016		

SINGLE-GAME HIGHS - POSTSEASON: RUSHING/RECEIVING

Rush Attempts	3 vs. Pittsburgh Steelers, Jan 15, 2017 1 vs. Tennessee Titans, Jan 19, 2020 1 vs. Houston Texans, Jan 12, 2020 1 vs. Indianapolis Colts, Jan 12, 2019 ...1 more at 1.	Kickoff Returns	4 vs. Pittsburgh Steelers, Jan 15, 2017 1 vs. Tennessee Titans, Jan 19, 2020 1 vs. Tennessee Titans, Jan 06, 2018
Rushing Yards	36 vs. Indianapolis Colts, Jan 12, 2019 18 vs. Pittsburgh Steelers, Jan 15, 2017 14 vs. Tennessee Titans, Jan 06, 2018 7 vs. Tennessee Titans, Jan 19, 2020 4 vs. Houston Texans, Jan 12, 2020	Kickoff Return Yards	72 vs. Pittsburgh Steelers, Jan 15, 2017 19 vs. Tennessee Titans, Jan 19, 2020 17 vs. Tennessee Titans, Jan 06, 2018
Longest Runs	36t vs. Indianapolis Colts, Jan 12, 2019 14 vs. Tennessee Titans, Jan 06, 2018 8 vs. Pittsburgh Steelers, Jan 15, 2017 7 vs. Tennessee Titans, Jan 19, 2020 7 vs. Pittsburgh Steelers, Jan 15, 2017	Longest Kickoff Return	21 vs. Pittsburgh Steelers, Jan 15, 2017 20 vs. Pittsburgh Steelers, Jan 15, 2017 19 vs. Tennessee Titans, Jan 19, 2020 19 vs. Pittsburgh Steelers, Jan 15, 2017 12 vs. Pittsburgh Steelers, Jan 15, 2017
Rushing TDs	1 vs. Indianapolis Colts, Jan 12, 2019	Fair Catches	1 vs. Houston Texans, Jan 12, 2020 1 vs. New England Patriots, Jan 20, 2019 1 vs. Indianapolis Colts, Jan 12, 2019
Receptions	9 vs. San Francisco 49ers, Feb 02, 2020 8 vs. Indianapolis Colts, Jan 12, 2019 7 vs. Tennessee Titans, Jan 06, 2018 5 vs. Tennessee Titans, Jan 19, 2020 4 vs. Pittsburgh Steelers, Jan 15, 2017	Punt Return Yards	8 vs. Tennessee Titans, Jan 06, 2018 6 vs. Indianapolis Colts, Jan 12, 2019 8 vs. Tennessee Titans, Jan 06, 2018
Receiving Yards	105 vs. San Francisco 49ers, Feb 02, 2020 87 vs. Tennessee Titans, Jan 06, 2018 72 vs. Indianapolis Colts, Jan 12, 2019 67 vs. Tennessee Titans, Jan 19, 2020 42 vs. New England Patriots, Jan 20, 2019	Longest Punt Return	4 vs. Indianapolis Colts, Jan 12, 2019 3 vs. Indianapolis Colts, Jan 12, 2019 5 vs. Indianapolis Colts, Jan 12, 2019 2 vs. Tennessee Titans, Jan 06, 2018 1 vs. Houston Texans, Jan 12, 2020 1 vs. New England Patriots, Jan 20, 2019
Longest Receptions	45 vs. Tennessee Titans, Jan 06, 2018 44 vs. San Francisco 49ers, Feb 02, 2020 42 vs. New England Patriots, Jan 20, 2019 26 vs. Tennessee Titans, Jan 19, 2020 26 vs. Tennessee Titans, Jan 06, 2018	Punt Returns	1 vs. San Francisco 49ers, Feb 02, 2020 1 vs. Pittsburgh Steelers, Jan 15, 2017 2 vs. Tennessee Titans, Jan 19, 2020 1 vs. Indianapolis Colts, Jan 12, 2019
Receiving TDs	2 vs. Tennessee Titans, Jan 19, 2020	Miscellaneous Tackles	
All-purpose yards	126 vs. Tennessee Titans, Jan 06, 2018 117 vs. Pittsburgh Steelers, Jan 15, 2017 114 vs. Indianapolis Colts, Jan 12, 2019 105 vs. San Francisco 49ers, Feb 02, 2020 93 vs. Tennessee Titans, Jan 19, 2020	Most TDs	

SINGLE-GAME HIGHS: DEFENSIVE

Special Teams Tackles	2 at Houston Texans, Sep 18, 2016 1 vs. Oakland Raiders, Dec 08, 2016 1 at Oakland Raiders, Oct 16, 2016 1 vs. New York Jets, Sep 25, 2016 ...1 more at 1.	Special Teams Fumble Recoveries	1 vs. Washington Redskins, Oct 02, 2017 1 at New England Patriots, Sep 07, 2017 1 vs. Tennessee Titans, Dec 18, 2016 ...1 more at 1.
------------------------------	------------------------------------------------------------------------------------------------------------------------------------------------------------------------	----------------------------------------	-----------------------------------------------------------------------------------------------------------------------------------------------

SINGLE-GAME HIGHS: QUARTERBACK

Pass Attempts 1 vs. Denver Broncos, Oct 30, 2017
Rush Attempts 6 vs. Denver Broncos, Dec 25, 2016
 4 at Dallas Cowboys, Nov 05, 2017
 3 vs. Los Angeles Chargers, Dec 13, 2018
 3 at Los Angeles Chargers, Sep 24, 2017
 3 at San Diego Chargers, Jan 01, 2017
Rushing Yards 95 vs. Denver Broncos, Dec 25, 2016
 68 vs. Tennessee Titans, Dec 18, 2016
 37 at Oakland Raiders, Dec 02, 2018
 26 vs. Jacksonville Jaguars, Oct 07, 2018
 23 vs. New Orleans Saints, Oct 23, 2016

Longest Runs 70t vs. Denver Broncos, Dec 25, 2016
 68t vs. Tennessee Titans, Dec 18, 2016
 33 at Oakland Raiders, Dec 02, 2018
 28 vs. Denver Broncos, Dec 25, 2016
 21 vs. Jacksonville Jaguars, Oct 07, 2018
Rushing TDs 1 vs. Oakland Raiders, Dec 30, 2018
 1 vs. Denver Broncos, Dec 25, 2016
 1 vs. Tennessee Titans, Dec 18, 2016
 ...1 more at 1.

SINGLE-GAME HIGHS - POSTSEASON: QUARTERBACK

Rush Attempts 3 vs. Pittsburgh Steelers, Jan 15, 2017
 1 vs. Tennessee Titans, Jan 19, 2020
 1 vs. Houston Texans, Jan 12, 2020
 1 vs. Indianapolis Colts, Jan 12, 2019
 ...1 more at 1.
Rushing Yards 36 vs. Indianapolis Colts, Jan 12, 2019
 18 vs. Pittsburgh Steelers, Jan 15, 2017
 14 vs. Tennessee Titans, Jan 06, 2018
 7 vs. Tennessee Titans, Jan 19, 2020
 4 vs. Houston Texans, Jan 12, 2020

Longest Runs 36t vs. Indianapolis Colts, Jan 12, 2019
 14 vs. Tennessee Titans, Jan 06, 2018
 8 vs. Pittsburgh Steelers, Jan 15, 2017
 7 vs. Tennessee Titans, Jan 19, 2020
 7 vs. Pittsburgh Steelers, Jan 15, 2017
Rushing TDs 1 vs. Indianapolis Colts, Jan 12, 2019

SINGLE-GAME HIGHS: KICKER

Special Teams Tackles 2 at Houston Texans, Sep 18, 2016
 1 vs. Oakland Raiders, Dec 08, 2016
 1 at Oakland Raiders, Oct 16, 2016
 1 vs. New York Jets, Sep 25, 2016
 ...1 more at 1.

100-YARD RECEIVING GAMES (12): REGULAR SEASON

DATE	TEAM	NO.	YDS.	AVG.	LG	TD
09/07/17	at Patriots	7	133	19.0	75t	1
10/19/17	at Raiders	6	125	20.8	64t	1
12/03/17	at Jets	6	185	30.8	79t	2
12/24/17	DOLPHINS	6	109	18.2	52	0
09/09/18	at Chargers	7	169	24.1	58t	2
10/14/18	at Patriots	7	142	20.3	75t	3
11/11/18	CARDINALS	7	117	16.7	38	2
11/19/18	at Rams	10	215	21.5	73t	2
12/09/18	RAVENS	8	139	17.4	48	0
12/30/18	RAIDERS	5	101	20.2	67t	1
11/03/19	VIKINGS	6	140	23.3	41	1
11/10/19	at Titans	11	157	14.3	39	1

100-YARD RECEIVING GAMES (1): POSTSEASON

DATE	TEAM	NO.	YDS.	AVG.	LG	TD
02/02/20	49ERS	9	105	11.7	44	0

2016 GAME-BY-GAME REGULAR SEASON STATISTICS (CHIEFS)

DATE	OPPONENT	P/S	RECEIVING					RUSHING					W/L	SCORE
			NO	YDS	AVG	LG	TD	NO	YDS	AVG	LG	TD		
09/11	Chargers	P	1	9	9.0	9t	1	0	0	0.0	0	0	W	33-27+
09/18	at Texans	P	2	8	4.0	5	0	1	-1	-1.0	-1	0	L	12-19
09/25	Jets	P	3	26	8.7	13	0	1	-3	-3.0	-3	0	W	24-3
10/02	at Steelers	P	5	24	4.8	9t	1	1	-2	-2.0	-2	0	L	14-43
10/16	at Raiders	P	2	20	10.0	12	0	0	0	0.0	0	0	W	26-10
10/23	Saints	P	1	38	38.0	38t	1	2	23	11.5	18	0	W	27-21
10/30	at Colts	P	5	98	19.6	49	1	1	7	7.0	7	0	W	30-14
11/06	Jaguars	P	3	11	3.7	5	0	2	21	10.5	16	0	W	19-14
11/13	at Panthers	P	10	89	8.9	27	0	1	12	12.0	12	0	W	20-17
11/20	Buccaneers	P	4	53	13.3	42	0	1	8	8.0	8	0	L	17-19
11/27	at Broncos	P	9	52	5.8	11	1	1	3	3.0	3t	1	W	30-27+
12/04	at Falcons	S	5	53	10.6	25	0	2	19	9.5	13	0	W	29-28
12/08	Raiders	P	6	66	11.0	36t	1	1	2	2.0	2	0	W	21-13
12/18	Titans	P	0	0	0.0	0	0	1	68	68.0	68t	1	L	17-19
12/25	Broncos	P	0	0	0.0	0	0	6	95	15.8	70t	1	W	33-10
01/01	at Chargers	P	5	46	9.2	20	0	3	15	5.0	20	0	W	37-27
2016 TOTALS		16-1	61	593	9.7	49	6	24	267	11.1	70t	3	12-4	

+ - Overtime

2017 GAME-BY-GAME REGULAR SEASON STATISTICS (CHIEFS)

DATE	OPPONENT	P/S	RECEIVING					RUSHING					W/L	SCORE		
			NO	YDS	AVG	LG	TD	NO	YDS	AVG	LG	TD				
09/07	at Patriots	P	7	133	19.0	75t	1	2	5	2.5	4	0	W	42-27		
09/17	Eagles	S	4	43	10.8	18	0	1	6	6.0	6	0	W	27-20		
09/24	at Chargers	S	5	77	15.4	30t	1	3	13	4.3	9	0	W	24-10		
10/02	Washington	S	5	35	7.0	12	0	0	0	0.0	0	0	W	29-20		
10/08	at Texans	S	4	68	17.0	38	0	0	0	0.0	0	0	W	42-34		
10/15	Steelers	S	5	34	6.8	10	0	1	-9	-9.0	-9	0	L	13-19		
10/19	at Raiders	P	6	125	20.8	64t	1	2	7	3.5	7	0	L	30-31		
10/30	Broncos	S	2	38	19.0	25	0	0	0	0.0	0	0	W	29-19		
11/05	at Cowboys	S	2	64	32.0	56t	1	4	9	2.3	12	0	L	17-28		
11/19	at Giants	S	7	68	9.7	38	0	1	16	16.0	16	0	L	9-12+		
11/26	Bills	S	7	41	5.9	11	0	2	13	6.5	16	0	L	10-16		
12/03	at Jets	S	6	185	30.8	79t	2	0	0	0.0	0	0	L	31-38		
12/10	Raiders	S	4	75	18.8	44	0	0	0	0.0	0	0	W	26-15		
12/16	Chargers	S	5	88	17.6	64t	1	0	0	0.0	0	0	W	30-13		
12/24	Dolphins	S	6	109	18.2	52	0	1	-1	-1.0	-1	0	W	29-13		
12/31	at Broncos												W	27-24		
							INACTIVE									
2017 TOTALS	15-13		75	1,183	15.8	79t	7	17	59	3.5	16	0	10-6			

+ - Overtime

2018 GAME-BY-GAME REGULAR SEASON STATISTICS (CHIEFS)

DATE	OPPONENT	P/S	RECEIVING					RUSHING					W/L	SCORE
			NO	YDS	AVG	LG	TD	NO	YDS	AVG	LG	TD		
09/09	at Chargers	S	7	169	24.1	58t	2	2	4	2.0	7	0	W	38-28
09/16	at Steelers	S	5	90	18.0	36	1	0	0	0.0	0	0	W	42-37
09/23	49ers	S	2	51	25.5	42	0	2	5	2.5	5	0	W	38-27
10/01	at Broncos	S	9	54	6.0	15	0	1	2	2.0	2	0	W	27-23
10/07	Jaguars	S	4	61	15.3	36	0	2	26	13.0	21	0	W	30-14
10/14	at Patriots	S	7	142	20.3	75t	3	1	0	0.0	0	0	L	40-43
10/21	Bengals	S	7	68	9.7	27	1	2	8	4.0	6	0	W	45-10
10/28	Broncos	S	3	70	23.3	40	0	0	0	0.0	0	0	W	30-23
11/04	at Browns	S	4	69	17.3	40	0	2	16	8.0	12	0	W	37-21
11/11	Cardinals	S	7	117	16.7	38	2	1	20	20.0	20	0	W	26-14
11/19	at Rams	S	10	215	21.5	73t	2	0	0	0.0	0	0	L	51-54
12/02	at Raiders	S	1	13	13.0	13	0	2	37	18.5	33	0	W	40-33
12/09	Ravens	S	8	139	17.4	48	0	1	6	6.0	6	0	W	27-24+
12/13	Chargers	S	4	46	11.5	33	0	3	-5	-1.7	0	0	L	28-29
12/23	at Seahawks	S	4	74	18.5	32	0	2	17	8.5	9	0	L	31-38
12/30	Raiders	S	5	101	20.2	67t	1	1	15	15.0	15t	1	W	35-3
2018 TOTALS	16-16		87	1,479	17.0	75t	12	22	151	6.9	33	1	12-4	

+ - Overtime

2019 GAME-BY-GAME REGULAR SEASON STATISTICS (CHIEFS)

DATE	OPPONENT	P/S	RECEIVING					RUSHING					W/L	SCORE
			NO	YDS	AVG	LG	TD	NO	YDS	AVG	LG	TD		
09/08	at Jaguars	S	2	16	8.0	8	0	1	5	5.0	5	0	W	40-26
09/15	at Raiders												W	28-10
09/22	Ravens												W	33-28
09/29	at Lions												W	34-30
10/06	Colts												L	13-19
10/13	Texans	S	5	80	16.0	46t	2	0	0	0.0	0	0	L	24-31
10/17	at Broncos	S	3	74	24.7	57t	1	0	0	0.0	0	0	W	30-6
10/27	Packers	S	6	76	12.7	21	0	1	5	5.0	5	0	L	24-31
11/03	Vikings	S	6	140	23.3	41	1	1	5	5.0	5	0	W	26-23
11/10	at Titans	S	11	157	14.3	39	1	1	3	3.0	3	0	L	32-35
11/18	at Chargers	S	0	0	0.0	0	0	0	0	0.0	0	0	W	24-17
12/01	Raiders	S	5	55	11.0	17	0	1	-4	-4.0	-4	0	W	40-9
12/08	at Patriots	S	6	62	10.3	21	0	2	8	4.0	5	0	W	23-16
12/15	Broncos	S	5	67	13.4	41t	2	1	1	1.0	1	0	W	23-3
12/22	at Bears	S	5	72	14.4	19	0	0	0	0.0	0	0	W	26-3
12/29	Chargers	S	4	61	15.3	47	0	0	0	0.0	0	0	W	31-21
2019 TOTALS	12-12		58	860	14.8	57t	7	8	23	2.9	5	0	12-4	

2016 GAME-BY-GAME POSTSEASON STATISTICS (CHIEFS)

DATE	OPPONENT	P/S	RECEIVING				RUSHING				W/L	SCORE		
			NO	YDS	AVG	LG	TD	NO	YDS	AVG			LG	TD
01/15	Steelers	P	4	27	6.8	9	0	3	18	6.0	8	0	L	16-18
2016 TOTALS	1-0		4	27	6.8	9	0	3	18	6.0	8	0	0-1	

2017 GAME-BY-GAME POSTSEASON STATISTICS (CHIEFS)

DATE	OPPONENT	P/S	RECEIVING					RUSHING					W/L	SCORE
			NO	YDS	AVG	LG	TD	NO	YDS	AVG	LG	TD		
01/06	Titans	S	7	87	12.4	45	0	1	14	14.0	14	0	L	21-22
2017 TOTALS		1-1	7	87	12.4	45	0	1	14	14.0	14	0	0-1	

2018 GAME-BY-GAME POSTSEASON STATISTICS (CHIEFS)

DATE	OPPONENT	P/S	RECEIVING					RUSHING					W/L	SCORE
			NO	YDS	AVG	LG	TD	NO	YDS	AVG	LG	TD		
01/12	Colts	S	8	72	9.0	17	0	1	36	36.0	36t	1	W	31-13
01/20	Patriots	S	1	42	42.0	42	0	0	0	0.0	0	0	L	31-37+
2018 TOTALS		2-2	9	114	12.7	42	0	1	36	36.0	36t	1	1-1	

+ - Overtime

2019 GAME-BY-GAME POSTSEASON STATISTICS (CHIEFS)

DATE	OPPONENT	P/S	RECEIVING					RUSHING					W/L	SCORE
			NO	YDS	AVG	LG	TD	NO	YDS	AVG	LG	TD		
01/12	Texans	S	3	41	13.7	20	0	1	4	4.0	4	0	W	51-31
01/19	Titans	S	5	67	13.4	26	2	1	7	7.0	7	0	W	35-24
02/02	49ers	S	9	105	11.7	44	0	0	0	0.0	0	0	W	31-20
2019 TOTALS		3-3	17	213	12.5	44	2	2	11	5.5	7	0	3-0	

2016 GAME-BY-GAME REGULAR SEASON STATISTICS (CHIEFS)

DATE	OPPONENT	P/S	KICKOFF RETURNS					PUNT RETURNS					W/L	SCORE	
			RET	YDS	AVG	LG	TD	NO	FC	YDS	AVG	LG			TD
09/11	Chargers	P	0	0	0.0	0	0	3	0	35	11.7	14	0	W	33-27+
09/18	at Texans	P	3	83	27.7	30	0	4	0	63	15.8	32	0	L	12-19
09/25	Jets	P	2	21	10.5	16	0	2	0	29	14.5	19	0	W	24-3
10/02	at Steelers	P	2	54	27.0	33	0	2	0	20	10.0	14	0	L	14-43
10/16	at Raiders	P	1	30	30.0	30	0	1	1	50	50.0	50	0	W	26-10
10/23	Saints	P	0	0	0.0	0	0	1	1	0	0.0	0	0	W	27-21
10/30	at Colts	P	1	21	21.0	21	0	3	2	57	19.0	28	0	W	30-14
11/06	Jaguars	P	1	26	26.0	26	0	2	1	46	23.0	36	0	W	19-14
11/13	at Panthers	P	0	0	0.0	0	0	3	0	27	9.0	21	0	W	20-17
11/20	Buccaneers	P	1	21	21.0	21	0	1	0	20	20.0	20	0	L	17-19
11/27	at Broncos	P	1	86	86.0	86t	1	2	1	28	14.0	17	0	W	30-27+
12/04	at Falcons	S	0	0	0.0	0	0	1	0	-1	-1.0	-1	0	W	29-28
12/08	Raiders	P	1	25	25.0	25	0	6	1	99	16.5	78t	1	W	21-13
12/18	Titans	P	0	0	0.0	0	0	3	1	3	1.0	3	0	L	17-19
12/25	Broncos	P	1	17	17.0	17	0	4	0	21	5.3	11	0	W	33-10
01/01	at Chargers	P	0	0	0.0	0	0	1	0	95	95.0	95t	1	W	37-27
2016 TOTALS		16-1	14	384	27.4	86t	1	39	8	592	15.2	95t	2	12-4	

+ - Overtime

2017 GAME-BY-GAME REGULAR SEASON STATISTICS (CHIEFS)

DATE	OPPONENT	P/S	KICKOFF RETURNS					PUNT RETURNS					W/L	SCORE	
			RET	YDS	AVG	LG	TD	NO	FC	YDS	AVG	LG			TD
09/07	at Patriots	P	0	0	0.0	0	0	2	0	7	3.5	7	0	W	42-27
09/17	Eagles	S	0	0	0.0	0	0	1	1	8	8.0	8	0	W	27-20
09/24	at Chargers	S	0	0	0.0	0	0	2	0	10	5.0	9	0	W	24-10
10/02	Washington	S	0	0	0.0	0	0	1	2	0	0.0	0	0	W	29-20
10/08	at Texans	S	0	0	0.0	0	0	2	0	75	37.5	82t	1	W	42-34
10/15	Steelers	S	0	0	0.0	0	0	3	0	39	13.0	32	0	L	13-19
10/19	at Raiders	P	0	0	0.0	0	0	2	0	13	6.5	13	0	L	30-31
10/30	Broncos	S	0	0	0.0	0	0	1	0	0	0.0	0	0	W	29-19
11/05	at Cowboys	S	0	0	0.0	0	0	1	3	0	0.0	0	0	L	17-28
11/19	at Giants	S	0	0	0.0	0	0	2	0	9	4.5	5	0	L	9-12+
11/26	Bills	S	0	0	0.0	0	0	2	2	0	0.0	5	0	L	10-16
12/03	at Jets	S	0	0	0.0	0	0	1	0	24	24.0	24	0	L	31-38
12/10	Raiders	S	0	0	0.0	0	0	3	1	17	5.7	13	0	W	26-15
12/16	Chargers	S	0	0	0.0	0	0	1	0	1	1.0	1	0	W	30-13
12/24	Dolphins	S	0	0	0.0	0	0	1	0	1	1.0	1	0	W	29-13
12/31	at Broncos							INACTIVE					W	27-24	
2017 TOTALS		15-13	0	0	0.0	0	0	25	9	204	8.2	82t	1	10-6	

+ - Overtime

2018 GAME-BY-GAME REGULAR SEASON STATISTICS (CHIEFS)

DATE	OPPONENT	P/S	KICKOFF RETURNS					PUNT RETURNS					W/L	SCORE	
			RET	YDS	AVG	LG	TD	NO	FC	YDS	AVG	LG			TD
09/09	at Chargers	S	0	0	0.0	0	0	2	0	95	47.5	91t	1	W	38-28
09/16	at Steelers	S	0	0	0.0	0	0	1	0	0	0.0	0	0	W	42-37
09/23	49ers	S	0	0	0.0	0	0	1	1	5	5.0	5	0	W	38-27
10/01	at Broncos	S	0	0	0.0	0	0	1	0	37	37.0	37	0	W	27-23
10/07	Jaguars	S	0	0	0.0	0	0	1	0	2	2.0	2	0	W	30-14
10/14	at Patriots	S	0	0	0.0	0	0	0	0	0	0.0	0	0	L	40-43
10/21	Bengals	S	0	0	0.0	0	0	3	0	21	7.0	10	0	W	45-10
10/28	Broncos	S	0	0	0.0	0	0	3	0	15	5.0	14	0	W	30-23
11/04	at Browns	S	0	0	0.0	0	0	0	0	0	0.0	0	0	W	37-21
11/11	Cardinals	S	0	0	0.0	0	0	2	0	0	0.0	2	0	W	26-14
11/19	at Rams	S	0	0	0.0	0	0	3	0	22	7.3	14	0	L	51-54
12/02	at Raiders	S	0	0	0.0	0	0	0	1	0	0.0	0	0	W	40-33
12/09	Ravens	S	0	0	0.0	0	0	2	0	13	6.5	7	0	W	27-24+
12/13	Chargers	S	0	0	0.0	0	0	0	0	0	0.0	0	0	L	28-29
12/23	at Seahawks	S	0	0	0.0	0	0	0	0	0	0.0	0	0	L	31-38
12/30	Raiders	S	0	0	0.0	0	0	1	1	3	3.0	3	0	W	35-3
2018 TOTALS		16-16	0	0	0.0	0	0	20	3	213	10.7	91t	1	12-4	

+ - Overtime

2019 GAME-BY-GAME REGULAR SEASON STATISTICS (CHIEFS)

DATE	OPPONENT	P/S	KICKOFF RETURNS					PUNT RETURNS					W/L	SCORE	
			RET	YDS	AVG	LG	TD	NO	FC	YDS	AVG	LG			TD
09/08	at Jaguars	S	0	0	0.0	0	0	1	0	0	0.0	0	0	W	40-26
09/15	at Raiders							INACTIVE						W	28-10
09/22	Ravens							INACTIVE						W	33-28
09/29	at Lions							INACTIVE						W	34-30
10/06	Colts							INACTIVE						L	13-19
10/13	Texans	S	0	0	0.0	0	0	0	0	0	0.0	0	0	L	24-31
10/17	at Broncos	S	0	0	0.0	0	0	0	0	0	0.0	0	0	W	30-6
10/27	Packers	S	0	0	0.0	0	0	0	0	0	0.0	0	0	L	24-31
11/03	Vikings	S	0	0	0.0	0	0	0	0	0	0.0	0	0	W	26-23
11/10	at Titans	S	0	0	0.0	0	0	0	0	0	0.0	0	0	L	32-35
11/18	at Chargers	S	0	0	0.0	0	0	0	0	0	0.0	0	0	W	24-17
12/01	Raiders	S	0	0	0.0	0	0	0	0	0	0.0	0	0	W	40-9
12/08	at Patriots	S	0	0	0.0	0	0	0	0	0	0.0	0	0	W	23-16
12/15	Broncos	S	0	0	0.0	0	0	0	0	0	0.0	0	0	W	23-3
12/22	at Bears	S	0	0	0.0	0	0	0	0	0	0.0	0	0	W	26-3
12/29	Chargers	S	0	0	0.0	0	0	0	0	0	0.0	0	0	W	31-21
2019 TOTALS		12-12	0	0	0.0	0	0	1	0	0	0.0	0	0	12-4	

2016 GAME-BY-GAME POSTSEASON STATISTICS (CHIEFS)

DATE	OPPONENT	P/S	KICKOFF RETURNS					PUNT RETURNS					W/L	SCORE	
			RET	YDS	AVG	LG	TD	NO	FC	YDS	AVG	LG			TD
01/15	Steelers	P	4	72	18.0	21	0	0	0	0	0.0	0	0	L	16-18
2016 TOTALS		1-0	4	72	18.0	21	0	0	0	0	0.0	0	0	0-1	

2017 GAME-BY-GAME POSTSEASON STATISTICS (CHIEFS)

DATE	OPPONENT	P/S	KICKOFF RETURNS					PUNT RETURNS					W/L	SCORE	
			RET	YDS	AVG	LG	TD	NO	FC	YDS	AVG	LG			TD
01/06	Titans	S	1	17	17.0	17	0	2	0	8	4.0	8	0	L	21-22
2017 TOTALS		1-1	1	17	17.0	17	0	2	0	8	4.0	8	0	0-1	

2018 GAME-BY-GAME POSTSEASON STATISTICS (CHIEFS)

DATE	OPPONENT	P/S	KICKOFF RETURNS					PUNT RETURNS					W/L	SCORE	
			RET	YDS	AVG	LG	TD	NO	FC	YDS	AVG	LG			TD
01/12	Colts	S	0	0	0.0	0	0	5	1	6	1.2	4	0	W	31-13
01/20	Patriots	S	0	0	0.0	0	0	1	1	-11	-11.0	-11	0	L	31-37+
2018 TOTALS		2-2	0	0	0.0	0	0	6	2	-5	-0.8	4	0	1-1	

+ - Overtime



ANTHONY HITCHENS

LINEBACKER #53
IOWA



7TH YEAR IN THE NFL

3RD YEAR WITH THE CHIEFS

HEIGHT: 6'0"
WEIGHT: 235
DRAFTED: UFA-18'
BIRTHDAY: 10/6/92

- Seventh-year linebacker enters his third season with the Chiefs in 2020.
- Recorded first start with the Chiefs in Week 1 of the 2018 season at Los Angeles Chargers (9/9/18) where he recorded 14 tackles (6 solo).
- Finished the 2017 season ranking second on the Cowboys defense with 84 tackles.
- Made his NFL debut with the Dallas Cowboys on Sept. 7, 2014, against San Francisco.
- Originally entered the NFL as a fourth-round pick (119th overall) by the Dallas Cowboys in the 2014 NFL Draft.

Career Highlights:

- For the second-consecutive year, he led the Chiefs defense with 88 tackles (51 solo).
- In his first season with the Chiefs in 2018, he led the defense with 135 tackles (81 solo). This also marks his career-high in total and solo tackles.

Transactions:

Signed by Kansas City (3/15/18) ... Originally entered the NFL as a fourth-round pick (119th overall) by the Dallas Cowboys in the 2014 NFL Draft.

COLLEGE

Attended the University of Iowa (2010-13), recording 270 career tackles to tie for 20th in career stops during his collegiate career ... As a senior, earned team co-MVP honors, which he shared with OL Brandon Scherff, after starting all 13 games at outside linebacker and leading the team in tackles with 112, recording 13.5 tackles for loss, 2.0 sacks, one fumble recovery, one forced fumble, a pass breakup and an interception ... Started all 11 games he played as a junior, missing one game due to injury, as the weakside linebacker and led Iowa with a career-high 124 tackles, collecting 5.5 tackles for loss and 1.0 sack ... Ranked sixth in the Big Ten in tackles per game (8.6) and seventh in tackles for loss (1.04) in 2013 ... Led the Big Ten and ranked fifth in the nation in tackles per game (11.2) in 2012.

PERSONAL

- Attended Clearview High School where he was named first-team all-state, all-county and all-conference as a junior and senior also serving as team captain his final two years.
- Collected 154 career tackles, including 12.0 sacks to go along with five interceptions, six forced fumbles, six fumble recoveries and four defensive touchdowns.
- Also had 3,864 career rushing yards and 52 touchdowns on 519 rushing attempts and 16 career pass receptions for 213 yards and four touchdowns.
- Earned four varsity letters in football as a linebacker, running back, kick returner and punt returner.
- Also lettered in basketball and track.
- Earned his degree in recreational sports management from Iowa.
- Hometown: Lorain, Ohio.

ANTHONY HITCHENS' NFL REGULAR SEASON DEFENSIVE STATISTICS

DATE	TEAM	GP	GS	TACKLES							INTERCEPTIONS					O. FUMB			ST				MISC			
				TK	S	A	TFL	YDS	SK	YDS	QBH	NO	YDS	LG	TD	PD	FF	FR	YDS	TK	S	A	FF	FR	S	A
2014	Cowboys	16	11	73	57	16	3	5	0.0	0.0	2	1	8	8	0	4	0	0	0	2	2	0	0	0	0	0
2015	Cowboys	16	9	71	40	31	5	20	2.0	14.0	5	0	0	0	0	0	1	0	0	1	1	0	0	0	0	
2016	Cowboys	16	16	78	39	39	4	21	1.5	12.0	5	0	0	0	0	1	0	0	0	0	0	0	0	0	0	
2017	Cowboys	12	12	92	70	22	8	15	0.0	0.0	7	0	0	0	0	2	1	0	0	0	0	0	0	0	0	
2018	Chiefs	15	15	135	81	54	7	26	0.0	0.0	2	0	0	0	0	1	0	0	0	0	0	0	0	0	0	
2019	Chiefs	15	15	88	51	37	4	22	2.0	31.0	4	0	0	0	0	1	1	0	0	0	0	0	0	0	0	
NFL TOTALS		90	78	537	338	199	31	109	5.5	57.0	25	1	8	8	0	8	4	0	0	3	3	0	0	0	0	

ANTHONY HITCHENS' NFL POSTSEASON DEFENSIVE STATISTICS

DATE	TEAM	GP	GS	TACKLES								INTERCEPTIONS					O. FUMB			ST				MISC		
				TK	S	A	TFL	YDS	SK	YDS	QBH	NO	YDS	LG	TD	PD	FF	FR	YDS	TK	S	A	FF	FR	S	A
2014	Cowboys	2	0	9	7	2	0	0	0.0	0.0	1	0	0	0	0	1	0	0	0	0	0	0	0	0	0	0
2016	Cowboys	1	1	7	4	3	0	0	0.0	0.0	1	0	0	0	0	0	0	0	0	0	0	0	0	0	0	
2018	Chiefs	2	2	21	11	10	0	0	0.0	0.0	0	0	0	0	0	0	0	0	0	0	0	0	0	0	0	
2019	Chiefs	3	3	11	6	5	0	0	0.0	0.0	1	0	0	0	0	0	0	0	0	0	0	0	0	0	0	
NFL TOTALS		8	6	48	28	20	0	0	0.0	0.0	3	0	0	0	0	1	0	0	0	0	0	0	0	0	0	

SINGLE-GAME HIGHS: DEFENSIVE

Total Tackles	15 vs. Washington Redskins, Nov 30, 2017 14 at New England Patriots, Oct 14, 2018 14 at Los Angeles Chargers, Sep 09, 2018 14 at New York Giants, Dec 10, 2017 13 at St. Louis Rams, Sep 21, 2014	Tackles For Loss	3 at San Francisco 49ers, Oct 22, 2017 2 vs. Los Angeles Chargers, Dec 29, 2019 2 at New England Patriots, Oct 14, 2018 2 at Los Angeles Chargers, Sep 09, 2018 ...3 more at 2.
Sacks	2.0 at Denver Broncos, Oct 17, 2019 1.0 at Minnesota Vikings, Dec 01, 2016 1.0 at New Orleans Saints, Oct 04, 2015 1.0 at Philadelphia Eagles, Sep 20, 2015 0.5 at Cleveland Browns, Nov 06, 2016	Interceptions	1 vs. Indianapolis Colts, Dec 21, 2014
		Interception Return Yards	8 vs. Indianapolis Colts, Dec 21, 2014
		Special Teams Tackles	1 at Green Bay Packers, Dec 13, 2015 1 vs. Indianapolis Colts, Dec 21, 2014 1 vs. New York Giants, Oct 19, 2014
Passes Defensed	2 vs. Indianapolis Colts, Dec 21, 2014 1 at Detroit Lions, Sep 29, 2019 1 at New York Giants, Dec 10, 2017 1 vs. Green Bay Packers, Oct 08, 2017 ...3 more at 1.		
Forced Fumbles	1 at Denver Broncos, Oct 17, 2019 1 at Los Angeles Rams, Nov 19, 2018 1 at New York Giants, Dec 10, 2017 ...1 more at 1.		

SINGLE-GAME HIGHS - POSTSEASON: DEFENSIVE

Total Tackles	14 vs. New England Patriots, Jan 20, 2019 7 vs. Indianapolis Colts, Jan 12, 2019 7 vs. Green Bay Packers, Jan 15, 2017 6 at Green Bay Packers, Jan 11, 2015 5 vs. San Francisco 49ers, Feb 02, 2020	Passes Defensed	1 vs. Detroit Lions, Jan 04, 2015
----------------------	-----------------------------------------------------------------------------------------------------------------------------------------------------------------------------------------------------------------	------------------------	-----------------------------------

2014 GAME-BY-GAME REGULAR SEASON STATISTICS (COWBOYS)


DATE	OPPONENT	P/S	TACKLES								INTERCEPTIONS					O. FUMB			ST				MISC		W/L	SCORE	
			TK	S	A	SK	YDS	TFL	YDS	QBH	NO	YDS	LG	TD	PD	FF	FR	YDS	TK	S	A	FF	FR	S			A
09/07	49ers	P	1	0	1	0.0	0.0	0	0	0	0	0	0	0	0	0	0	0	0	0	0	0	0	0	0	L	17-28
09/14	at Titans	S	2	1	1	0.0	0.0	0	0	0	0	0	0	0	0	0	0	0	0	0	0	0	0	0	0	W	26-10
09/21	at Rams	S	13	10	3	0.0	0.0	1	1	0	0	0	0	0	1	0	0	0	0	0	0	0	0	0	0	W	34-31
09/28	Saints	P	0	0	0	0.0	0.0	0	0	0	0	0	0	0	0	0	0	0	0	0	0	0	0	0	0	W	38-17
10/05	Texans	S	4	3	1	0.0	0.0	0	0	0	0	0	0	0	1	0	0	0	0	0	0	0	0	0	0	W	20-17+
10/12	at Seahawks	P	0	0	0	0.0	0.0	0	0	0	0	0	0	0	0	0	0	0	0	0	0	0	0	0	0	W	30-23
10/19	Giants	P	0	0	0	0.0	0.0	0	0	0	0	0	0	0	0	0	0	0	0	1	1	0	0	0	0	W	31-21
10/27	Washington	P	0	0	0	0.0	0.0	0	0	0	0	0	0	0	0	0	0	0	0	0	0	0	0	0	0	L	17-20+
11/02	Cardinals	S	8	5	3	0.0	0.0	1	3	1	0	0	0	0	0	0	0	0	0	0	0	0	0	0	0	L	17-28
11/09	at Jaguars	S	9	9	0	0.0	0.0	0	0	1	0	0	0	0	0	0	0	0	0	0	0	0	0	0	0	W	31-17
11/23	at Giants	S	7	4	3	0.0	0.0	1	1	0	0	0	0	0	0	0	0	0	0	0	0	0	0	0	0	W	31-28
11/27	Eagles	S	12	10	2	0.0	0.0	0	0	0	0	0	0	0	0	0	0	0	0	0	0	0	0	0	0	L	10-33
12/04	at Bears	S	4	4	0	0.0	0.0	0	0	0	0	0	0	0	0	0	0	0	0	0	0	0	0	0	0	W	41-28
12/14	at Eagles	S	5	3	2	0.0	0.0	0	0	0	0	0	0	0	0	0	0	0	0	0	0	0	0	0	0	W	38-27
12/21	Colts	S	7	7	0	0.0	0.0	0	0	0	1	8	8	0	2	0	0	0	0	1	1	0	0	0	0	W	42-7
12/28	at Washington	S	1	1	0	0.0	0.0	0	0	0	0	0	0	0	0	0	0	0	0	0	0	0	0	0	0	W	44-17
2014 TOTALS		16-11	73	57	16	0.0	0.0	3	5	2	1	8	8	0	4	0	0	0	2	2	0	0	0	0	0	12-4	

+ - Overtime



BRAXTON HOYETT

DEFENSIVE TACKLE #96
MISSISSIPPI STATE



1ST YEAR IN THE NFL

2ND YEAR WITH THE CHIEFS

HEIGHT: 6'2"
WEIGHT: 302
DRAFTED: FA-19
BIRTHDAY: 5/2/96

- First-year defensive tackle enters his second season with the Chiefs in 2020.
- Originally entered the NFL as an undrafted free agent with the Titans in 2019.

Transactions:

Signed by Kansas City (8/7/20) ... Released by Kansas City (7/29/20) ... Signed to Kansas City's practice squad (10/21/19) ... Released by Kansas City (10/14/19) ... Signed to Kansas City's practice squad (9/30/19) ... Released by Tennessee (8/31/19) ... Originally entered the NFL as an undrafted free agent with Tennessee in 2019.

COLLEGE

Played in 44 career games with 22 starts at Mississippi State, where he accumulated 62 tackles, including 7.5 tackles for loss, and 1.5 sacks ... As a senior, appeared in 12 games with 11 starts and tallied 22 tackles, 2.5 tackles for loss, 1.0 sack and one fumble recovery ... As a junior, saw action in 12 games and made 11 starts collecting 21 tackles, 2.5 tackles for loss, .5 sacks and one interception ... Redshirted in 2014.

PERSONAL

- Attended Pelham High School where he tallied 73 tackles, nine tackles for loss, 3.0 sacks and one fumble recovery as a senior
- Also competed in track and field and was a county champion in the shot put with a throw of 42'9.5".
- Graduated from MSU in December 2018 with a degree in communication.
- Hometown: Pelham, Ala.

BRAXTON HOYETT'S NFL REGULAR SEASON DEFENSIVE STATISTICS

DATE	TEAM	GP	GS	TACKLES							INTERCEPTIONS					O. FUMB			ST				MISC				
				TK	S	A	TFL	YDS	SK	YDS	QBH	NO	YDS	LG	TD	PD	FF	FR	YDS	TK	S	A	FF	FR	S	A	
2019	Chiefs	0	0	0	0	0	0	0	0	0.0	0.0	0	0	0	0	0	0	0	0	0	0	0	0	0	0	0	0
NFL TOTALS		0	0	0	0	0	0	0	0	0.0	0.0	0	0	0	0	0	0	0	0	0	0	0	0	0	0	0	0

BRAXTON HOYETT'S NFL POSTSEASON DEFENSIVE STATISTICS

DATE	TEAM	GP	GS	TACKLES							INTERCEPTIONS					O. FUMB			ST				MISC				
				TK	S	A	TFL	YDS	SK	YDS	QBH	NO	YDS	LG	TD	PD	FF	FR	YDS	TK	S	A	FF	FR	S	A	
2019	Chiefs	0	0	0	0	0	0	0	0	0.0	0.0	0	0	0	0	0	0	0	0	0	0	0	0	0	0	0	0
NFL TOTALS		0	0	0	0	0	0	0	0	0.0	0.0	0	0	0	0	0	0	0	0	0	0	0	0	0	0	0	0

2019 GAME-BY-GAME REGULAR SEASON STATISTICS (CHIEFS)

DATE	OPPONENT	P/S	TACKLES						INTERCEPTIONS				O. FUMB			ST				MISC		W/L	SCORE				
			TK	S	A	SK	YDS	TFL	YDS	QBH	NO	YDS	LG	TD	PD	FF	FR	YDS	TK	S	A			FF	FR	S	A
09/08	at Jaguars																								W	40-26	
09/15	at Raiders																								W	28-10	
09/22	Ravens																								W	33-28	
09/29	at Lions																								W	34-30	
10/06	Colts																								L	13-19	
10/13	Texans																								L	24-31	
10/17	at Broncos																								W	30-6	
10/27	Packers																								L	24-31	
11/03	Vikings																								W	26-23	
11/10	at Titans																								L	32-35	
11/18	at Chargers																								W	24-17	
12/01	Raiders																								W	40-9	
12/08	at Patriots																								W	23-16	
12/15	Broncos																								W	23-3	
12/22	at Bears																								W	26-3	
12/29	Chargers																								W	31-21	
2019 TOTALS			0	0	0	0.0	0.0	0	0	0	0	0	0	0	0	0	0	0	0	0	0	0	0	0	0	0	12-4

2019 GAME-BY-GAME POSTSEASON STATISTICS (CHIEFS)

DATE	OPPONENT	P/S	TACKLES						INTERCEPTIONS				O. FUMB			ST				MISC		W/L	SCORE				
			TK	S	A	SK	YDS	TFL	YDS	QBH	NO	YDS	LG	TD	PD	FF	FR	YDS	TK	S	A			FF	FR	S	A
01/12	Texans																									W	51-31
01/19	Titans																									W	35-24
02/02	49ers																									W	31-20
2019 TOTALS			0	0	0	0.0	0.0	0	0	0	0	0	0	0	0	0	0	0	0	0	0	0	0	0	0	0	3-0



RYAN HUNTER

GUARD #60
BOWLING GREEN

2ND YEAR IN THE NFL

2ND YEAR WITH THE CHIEFS

HEIGHT: 6'3"
WEIGHT: 316
DRAFTED: CFA-18
BIRTHDAY: 1/4/95



- Second-year tackle enters his third season with the Chiefs in 2020.
- Originally entered the NFL as an undrafted free agent with the Chiefs in 2018.

squad (1/7/20) ... Signed to Kansas City's practice squad (10/10/19) ... Released by Kansas City (10/9/19) ... Signed by Kansas City (1/21/19) ... Signed to Kansas City's practice squad (9/2/18) ... Released by Kansas City (9/1/18) ... Originally entered the NFL as an undrafted free agent with the Chiefs in 2018.

Transactions:

Signed to Kansas City's active roster from the practice

COLLEGE

Appeared in 52 games for Bowling Green (2013-17) ... As a senior started all 12 games for the Falcons at left tackle helping a run game that produced a pair of 700-yard running backs, including true freshman Andrew Clair, who was named third team All-MAC ... As a junior started all 12 games at right tackle and helped running back Fred Coppet rush for more than 1,000 yards on the season and finish fifth all-time at BGSU in rushing yardage ... Named MAC Distinguished Scholar-Athlete in 2015-17 ... Redshirted his freshman season in 2013.

PERSONAL

- Was a team captain at Canisius High School in Buffalo, N.Y.
- Won the Trench Trophy, given to Western New York's Lineman of the Year.
- Earned first-team all-state and first-team All-Western New York.
- Was a two-time Canadian weight lifting champion.
- Originally from North Bay, Ontario.

RYAN HUNTER'S NFL REGULAR SEASON STATISTICS

DATE	TEAM	GP	GS
2018	Chiefs	0	0
2019	Chiefs	3	0
NFL TOTALS		3	0

RYAN HUNTER'S NFL POSTSEASON STATISTICS

DATE	TEAM	GP	GS
2018	Chiefs	0	0
2019	Chiefs	0	0
NFL TOTALS		0	0

2018 GAME-BY-GAME REGULAR SEASON STATISTICS (CHIEFS)

DATE	OPPONENT	P/S		W/L	SCORE
09/09	at Chargers		PRACTICE SQUAD	W	38-28
09/16	at Steelers		PRACTICE SQUAD	W	42-37
09/23	49ers		PRACTICE SQUAD	W	38-27
10/01	at Broncos		PRACTICE SQUAD	W	27-23
10/07	Jaguars		PRACTICE SQUAD	W	30-14
10/14	at Patriots		PRACTICE SQUAD	L	40-43
10/21	Bengals		PRACTICE SQUAD	W	45-10
10/28	Broncos		PRACTICE SQUAD	W	30-23
11/04	at Browns		PRACTICE SQUAD	W	37-21
11/11	Cardinals		PRACTICE SQUAD	W	26-14
11/19	at Rams		PRACTICE SQUAD	L	51-54
12/02	at Raiders		PRACTICE SQUAD	W	40-33
12/09	Ravens		PRACTICE SQUAD	W	27-24+
12/13	Chargers		PRACTICE SQUAD	L	28-29
12/23	at Seahawks		PRACTICE SQUAD	L	31-38
12/30	Raiders		PRACTICE SQUAD	W	35-3
2018 TOTALS		0-0		12-4	

+ - Overtime

2019 GAME-BY-GAME REGULAR SEASON STATISTICS (CHIEFS)

DATE	OPPONENT	P/S		W/L	SCORE
09/08	at Jaguars		INACTIVE	W	40-26
09/15	at Raiders		INACTIVE	W	28-10
09/22	Ravens	P		W	33-28
09/29	at Lions	P		W	34-30
10/06	Colts	P		L	13-19
10/13	Texans		PRACTICE SQUAD	L	24-31
10/17	at Broncos		PRACTICE SQUAD	W	30-6
10/27	Packers		PRACTICE SQUAD	L	24-31
11/03	Vikings		PRACTICE SQUAD	W	26-23
11/10	at Titans		PRACTICE SQUAD	L	32-35
11/18	at Chargers		PRACTICE SQUAD	W	24-17
12/01	Raiders		PRACTICE SQUAD	W	40-9
12/08	at Patriots		PRACTICE SQUAD	W	23-16
12/15	Broncos		PRACTICE SQUAD	W	23-3
12/22	at Bears		PRACTICE SQUAD	W	26-3
12/29	Chargers		PRACTICE SQUAD	W	31-21
2019 TOTALS		3-0		12-4	

2018 GAME-BY-GAME POSTSEASON STATISTICS (CHIEFS)

DATE	OPPONENT	P/S		W/L	SCORE
01/12	Colts		PRACTICE SQUAD	W	31-13
01/20	Patriots		PRACTICE SQUAD	L	31-37+
2018 TOTALS		0-0		1-1	

+ - Overtime

2019 GAME-BY-GAME POSTSEASON STATISTICS (CHIEFS)

DATE	OPPONENT	P/S		W/L	SCORE
01/12	Texans		INACTIVE	W	51-31
01/19	Titans		INACTIVE	W	35-24
02/02	49ers		INACTIVE	W	31-20
2019 TOTALS		0-0		3-0	



CHRIS JONES
DEFENSIVE TACKLE #95
MISSISSIPPI STATE

5TH YEAR IN THE NFL | **5TH YEAR WITH THE CHIEFS**

HEIGHT: 6'6"
WEIGHT: 310
DRAFTED: D2-16
BIRTHDAY: 3/7/94



- 👁 Fifth-year defensive tackle enters his fifth NFL season with the Chiefs in 2020.
- 👁 Selected in the second-round of the 2016 NFL Draft by the Chiefs.

Career Highlights:

- 👁 In 2019, registered 9.0 sacks to lead the Chiefs defense for the second consecutive season.
- 👁 After being inactive for three games due to injury in Weeks 6-8, returned and logged at least 1.0 sack in six of the last eight games of the 2019 season.
- 👁 In 2018, he recorded at least one sack in 11 consecutive games becoming the first player to do so in NFL history.
- 👁 Logged a career-high 15.5 sacks during the 2018 season, leading the Chiefs defense and ranking third in the NFL.
- 👁 Logged first interception of the 2018 season, second of his career, and first career touchdown in Week 5 vs. Jacksonville (10/7/18).
- 👁 Recorded a single-game and then career- and season-high 3.0 sacks of Carson Wentz vs. Philadelphia on September 17, 2017. His 3.0 sacks were the most by a Chiefs player since LB Justin Houston recorded 3.0 sacks

at Denver on November 27, 2016.

Honors:

- 👁 Selected to the Pro Bowl and named to the PFWA All-AFC team following the 2019 season.
- 👁 Named 2018 AFC Player of the Month for November, after tallying a league-leading 5.0 sacks in three November games and his six tackles-for-loss matched the league-lead.
- 👁 Was named the AFC Defensive Player of the Week during the 2017 season following his Week 2 performance where he recorded four tackles, 3.0 sacks, two forced fumbles and his first-career interception.
- 👁 Was voted to the 2016 All-Rookie team by the Pro Football Writers of America (PFWA) following his rookie season campaign that was comprised of 28 tackles, 2.0 sacks, four passes defensed and four tackles for loss for the Chiefs defense.

Transactions:

Re-Signed with Kansas City (7/15/20) ... Originally entered the NFL as the Chiefs second round (37th overall) pick of the 2016 NFL Draft.

COLLEGE

Appeared in 39 games (16 starts) ... Totaled 102 tackles, including 18.0 tackles for loss and 8.5 sacks ... Tallied nine passes defensed ... Named Second Team All-American by Pro Football Focus in 2015.

PERSONAL

- 👁 Attended Houston High School.
- 👁 Rated by ESPN.com as the number six defensive end in the country his senior year.
- 👁 As a senior, led the team in tackles with 160 and recorded 14.0 sacks, 10 pass deflections, two fumble recoveries and a 74-yard interception return for a touchdown.
- 👁 Five-year letterman for his high school varsity basketball team.
- 👁 Named to the Mississippi North/South All-Star Basketball Game for 2011.
- 👁 Majored in communication at Mississippi State.
- 👁 Hometown: Houston, Miss.

2017 GAME-BY-GAME POSTSEASON STATISTICS (CHIEFS)

DATE	OPPONENT	P/S	TACKLES							INTERCEPTIONS				O. FUMB			ST				MISC		W/L	SCORE		
			TK	S	A	SK	YDS	TFL	YDS	QBH	NO	YDS	LG	TD	PD	FF	FR	YDS	TK	S	A	FF			FR	S
01/06	Titans	S	2	1	1	0.0	0.0	0	0	0	0	0	0	0	0	0	0	0	0	0	0	0	0	0	L	21-22
2017 TOTALS		1-1	2	1	1	0.0	0.0	0	0	0	0	0	0	0	0	0	0	0	0	0	0	0	0	0	0-1	

2018 GAME-BY-GAME POSTSEASON STATISTICS (CHIEFS)

DATE	OPPONENT	P/S	TACKLES							INTERCEPTIONS				O. FUMB			ST				MISC		W/L	SCORE		
			TK	S	A	SK	YDS	TFL	YDS	QBH	NO	YDS	LG	TD	PD	FF	FR	YDS	TK	S	A	FF			FR	S
01/12	Colts	P	0	0	0	0.0	0.0	0	0	1	0	0	0	0	3	0	0	0	0	0	0	0	0	0	W	31-13
01/20	Patriots	S	0	0	0	0.0	0.0	0	0	0	0	0	0	1	0	0	0	0	0	0	0	0	0	0	L	31-37+
2018 TOTALS		2-1	0	0	0	0.0	0.0	0	0	1	0	0	0	4	0	0	0	0	0	0	0	0	0	0	1-1	

+ - Overtime

2019 GAME-BY-GAME POSTSEASON STATISTICS (CHIEFS)

DATE	OPPONENT	P/S	TACKLES							INTERCEPTIONS				O. FUMB			ST				MISC		W/L	SCORE		
			TK	S	A	SK	YDS	TFL	YDS	QBH	NO	YDS	LG	TD	PD	FF	FR	YDS	TK	S	A	FF			FR	S
01/12	Texans		INACTIVE																				W	51-31		
01/19	Titans	P	2	1	1	0.0	0.0	0	0	1	0	0	0	0	0	0	0	0	0	0	0	0	0	0	W	35-24
02/02	49ers	S	1	0	1	0.0	0.0	0	0	0	0	0	0	3	0	0	0	0	0	0	0	0	0	0	W	31-20
2019 TOTALS		2-1	3	1	2	0.0	0.0	0	0	1	0	0	0	3	0	0	0	0	0	0	0	0	0	0	3-0	



NICK KEIZER

TIGHT END #48
GRAND VALLEY STATE



1ST YEAR IN THE NFL

2ND YEAR WITH THE CHIEFS

HEIGHT: 6'4"
WEIGHT: 251
DRAFTED: FA-19
BIRTHDAY: 2/5/95

- First-year tight end enters his second season with the Chiefs in 2020.
- Originally entered the NFL as an undrafted free agent with the Ravens in 2018.

Transactions:

Signed to Kansas City's practice squad (9/1/19) ... Released by Kansas City (8/31/19) ... Signed by Kansas City (5/31/19) ... Released by Baltimore (5/16/19) ... Signed by Baltimore (1/7/19) ... Signed to Baltimore's practice squad (11/28/18) ... Released by Baltimore (8/31/18) ... Originally entered the NFL as an undrafted free agent with Baltimore in 2018.

COLLEGE

Played in 36 career games (23 starts) at Grand Valley State, recording 45 receptions for 734 yards and 11 touchdowns ... Earned All-America honors as selected by D2Football.com, D2CAA, Don Hansen's Football Gazette and CoSIDA Academic All-America and All-GLIAC as a senior in 2017 ... Led all GLIAC tight ends in 2017 in receptions (29), receiving yards (504) and touchdown catches (9), while also leading the nation in yards per catch (17.4) for tight ends ... Had 22 of his receptions result in a first down ... Ranked second in touchdown catches and 10th in receptions among all GLIAC receivers ... Had seven receptions for 103 yards as a junior (2016) and nine receptions for 127 yards and two touchdowns in 2015.

PERSONAL

- Prepped at Portage Northern (Mich.) High School, where he earned two varsity letters in football.
- Earned Associated Press Division 1-2 All-State honors as a senior after recording 19 receptions for 353 yards (18.6 avg.) and three touchdowns.
- Also had 28 tackles, including 14.5 tackles for loss, as an OLB.
- Was selected to play in the Michigan High School Coaches Association East-West All-Star Game.
- Hometown: Kalamazoo, Mich.

NICK KEIZER'S NFL REGULAR SEASON RUSHING/RECEIVING STATISTICS

DATE	TEAM	GP	GS	RECEIVING					RUSHING				
				NO.	YDS	AVG	LG	TD	NO.	YDS.	AVG.	LG	TD
2018	Ravens	0	0	0	0	0.0	0	0	0	0	0.0	0	0
2019	Chiefs	0	0	0	0	0.0	0	0	0	0	0.0	0	0
NFL TOTALS		0	0	0	0	0.0	0	0	0	0	0.0	0	0

NICK KEIZER'S NFL POSTSEASON RUSHING/RECEIVING STATISTICS

DATE	TEAM	GP	GS	RECEIVING					RUSHING				
				NO.	YDS	AVG	LG	TD	NO.	YDS.	AVG.	LG	TD
2018	Ravens	0	0	0	0	0.0	0	0	0	0	0.0	0	0
2019	Chiefs	0	0	0	0	0.0	0	0	0	0	0.0	0	0
NFL TOTALS		0	0	0	0	0.0	0	0	0	0	0.0	0	0

2018 GAME-BY-GAME REGULAR SEASON STATISTICS (RAVENS)

DATE	OPPONENT	P/S	RECEIVING					RUSHING					W/L	SCORE
			NO	YDS	AVG	LG	TD	NO	YDS	AVG	LG	TD		
09/09	Bills							NOT ON ROSTER					W	47-3
09/13	at Bengals							NOT ON ROSTER					L	23-34
09/23	Broncos							NOT ON ROSTER					W	27-14
09/30	at Steelers							NOT ON ROSTER					W	26-14
10/07	at Browns							NOT ON ROSTER					L	9-12+
10/14	at Titans							NOT ON ROSTER					W	21-0
10/21	Saints							NOT ON ROSTER					L	23-24
10/28	at Panthers							NOT ON ROSTER					L	21-36
11/04	Steelers							NOT ON ROSTER					L	16-23
11/18	Bengals							NOT ON ROSTER					W	24-21
11/25	Raiders							NOT ON ROSTER					W	34-17
12/02	at Falcons							PRACTICE SQUAD					W	26-16
12/09	at Chiefs							PRACTICE SQUAD					L	24-27+
12/16	Buccaneers							PRACTICE SQUAD					W	20-12
12/22	at Chargers							PRACTICE SQUAD					W	22-10
12/30	Browns							PRACTICE SQUAD					W	26-24
2018 TOTALS		0-0	0	0	0.0	0	0	0	0	0.0	0	0	10-6	

+ - Overtime

2019 GAME-BY-GAME REGULAR SEASON STATISTICS (CHIEFS)

DATE	OPPONENT	P/S	RECEIVING					RUSHING					W/L	SCORE
			NO	YDS	AVG	LG	TD	NO	YDS	AVG	LG	TD		
09/08	at Jaguars							PRACTICE SQUAD					W	40-26
09/15	at Raiders							PRACTICE SQUAD					W	28-10
09/22	Ravens							PRACTICE SQUAD					W	33-28
09/29	at Lions							PRACTICE SQUAD					W	34-30
10/06	Colts							PRACTICE SQUAD					L	13-19
10/13	Texans							PRACTICE SQUAD					L	24-31
10/17	at Broncos							PRACTICE SQUAD					W	30-6
10/27	Packers							PRACTICE SQUAD					L	24-31
11/03	Vikings							PRACTICE SQUAD					W	26-23
11/10	at Titans							PRACTICE SQUAD					L	32-35
11/18	at Chargers							PRACTICE SQUAD					W	24-17
12/01	Raiders							PRACTICE SQUAD					W	40-9
12/08	at Patriots							PRACTICE SQUAD					W	23-16
12/15	Broncos							PRACTICE SQUAD					W	23-3
12/22	at Bears							PRACTICE SQUAD					W	26-3
12/29	Chargers							PRACTICE SQUAD					W	31-21
2019 TOTALS		0-0	0	0	0.0	0	0	0	0	0.0	0	0	12-4	

2018 GAME-BY-GAME POSTSEASON STATISTICS (RAVENS)

DATE	OPPONENT	P/S	RECEIVING					RUSHING					W/L	SCORE
			NO	YDS	AVG	LG	TD	NO	YDS	AVG	LG	TD		
01/06	Chargers							PRACTICE SQUAD					L	17-23
2018 TOTALS		0-0	0	0	0.0	0	0	0	0	0.0	0	0	0-1	

2019 GAME-BY-GAME POSTSEASON STATISTICS (CHIEFS)

DATE	OPPONENT	P/S	RECEIVING					RUSHING					W/L	SCORE
			NO	YDS	AVG	LG	TD	NO	YDS	AVG	LG	TD		
01/12	Texans							PRACTICE SQUAD					W	51-31
01/19	Titans							PRACTICE SQUAD					W	35-24
02/02	49ers							PRACTICE SQUAD					W	31-20
2019 TOTALS		0-0	0	0	0.0	0	0	0	0	0.0	0	0	3-0	



TRAVIS KELCE

TIGHT END #87
CINCINNATI



8TH YEAR IN
THE NFL

8TH YEAR WITH
THE CHIEFS

HEIGHT: 6'5"
WEIGHT: 260
DRAFTED: D3A-13
BIRTHDAY: 5/10/89

- 🏈 Eighth-year tight end enters his eighth season with the Chiefs in 2020.
- 🏈 Was voted by teammates as an offensive team captain prior to the club's 2017, 2018 and 2019 playoff games.
- 🏈 Became the fastest tight end in NFL history to reach the 500-reception plateau, doing so in 95 career games played.
- 🏈 With 1,229 receiving yards in 2019, became the first tight end in NFL history to record consecutive seasons (2018-19) with 1,200+ receiving yards and the first tight end ever to log 1,000+ receiving yards in four consecutive seasons (2016-19). His four-career 1,000-receiving yard seasons are tied for the most by a tight end in NFL history.
- 🏈 His six career receiving touchdowns in the postseason are the most in franchise history.
- 🏈 Spent the majority of the 2013 season on the club's injured reserve list.
- 🏈 Originally entered the league as the first of two Kansas City third-round draft selections (63rd overall) in the 2013 NFL Draft.

Career Highlights:

- 🏈 Kelce has caught a pass in 95 consecutive games, the second-longest streak in franchise history.
- 🏈 Logged 1,229 receiving yards in 2019, the third-most by a tight end in a single-season in Chiefs history and the seventh-most in a single-season among all Chiefs pass catchers.
- 🏈 Led the Chiefs with four receiving touchdowns in the 2019 postseason, including a one-yard score in Super Bowl LIV against San Francisco.
- 🏈 In the AFC Divisional Round against Houston (1/12/20) scored three receiving touchdowns, the most receiving touchdowns scored in a postseason game in Chiefs history. All three scores came in the second quarter, making him the first player in the Super Bowl era to record three receiving touchdowns in a single quarter in a postseason game.
- 🏈 Recorded his first-career rushing touchdown on a four-yard carry in Week 14 against New England (12/8/19).
- 🏈 With 473 receptions and 6,069 receiving yards in his first 91 career NFL games, became the fastest tight end in NFL history to reach 450+ receptions and 6,000+ receiving yards, passing Pro Football Hall of Fame TE Kellen Winslow who accomplished the feat in 94 career games.
- 🏈 During the 2018 season recorded 1,336 receiving

yards the most by a tight end in a single-season in Chiefs history. He also briefly broke the NFL single-season receiving yards record before San Francisco TE George Kittle broke the record later that same day.

- 🏈 Passed the 1,000-receiving yards mark for the third consecutive season in Week 13 at Oakland (12/1/18), becoming just the second tight end in NFL history to have 1,000 yards receiving in three consecutive seasons.
- 🏈 Recorded single-game career-highs in receptions (12) and receiving yards (168) with two touchdowns in Week 13 against Oakland (12/1/18).
- 🏈 With 103 receiving yards in KC's game against Philadelphia (9/17/17), Kelce became just the third tight end in franchise history to cross the 3,000-yard plateau for their career.
- 🏈 During the Monday Night Football game against Washington (10/2/17) Kelce's 111 yards moved him past TE Fred Arbanas (3,101) for second-most receiving yards in franchise history by a tight end.
- 🏈 Recorded 8 receptions for 128 yards in his first postseason action against the Texans in the 2015 AFC Wild Card matchup, making him the eighth player in Chiefs history to record 100 or more receiving yards in a playoff contest.
- 🏈 Led the team in receptions and receiving yards in 2014 with 67 catches for 862 yards.

Honors:

- 🏈 Named to the 2020 Pro Bowl following the 2019 regular season. 2020 marks Kelce's fifth consecutive Pro Bowl nomination after being awarded the honor following the 2015, 2016, 2017 and 2018 seasons.
- 🏈 Was named a second-team AP All-Pro TE and selected to the PFWA's All-AFC team following the 2019 season.
- 🏈 Following the 2018 season was named to PFWA's All-NFL Team for the third consecutive season and AP's All-Pro Team for the second time in his career.
- 🏈 Was named to the Pro Football Writers of America (PFWA) All-NFL Team for the second consecutive season following the 2017 season.
- 🏈 For the first time in his career, Kelce was named a first-team AP All-Pro TE after a phenomenal 2016 regular season campaign.
- 🏈 Was voted All-Pro tight end by Sporting News following the 2016 regular season.

Transactions:

Re-signed with Kansas City (8/14/20) ... Re-signed with Kansas City (1/29/16) ... Originally entered the NFL as the

first of two Kansas City third-round draft picks (63rd overall) in the 2013 NFL Draft.

COLLEGE

Played in 35 games (12 starts) at Cincinnati ... Spent the bulk of his 11-game freshman campaign being utilized as a quarterback ... Caught 59 passes for 875 yards (14.83 avg.) and 10 touchdowns, adding 47 yards and two scores on eight carries (5.88 avg.), in addition to recording two tackles (one solo) with a 13-yard kickoff return while completing his only pass attempt for a 39-yard touchdown ... In 21 games as a tight end, he snared 59-of-71 passes targeted to him, as his success rate (83.10 pct.) was the best for any active player in the collegiate ranks.

PERSONAL

- 🏆 Three-year letterwinner at quarterback at Cleveland Heights High School.
- 🏆 Recognized with All-Lake Erie League honors after totaling 2,539 yards of total offense as a senior and collected 1,016 yards rushing, including 10 touchdowns and 1,523 passing yards on 103-of-198 attempts, with 21 scores and eight interceptions in 2007.
- 🏆 Brother, Jason Kelce, was a sixth round (191st overall) pick of the 2011 NFL Draft by the Philadelphia and was the starting center on the Super Bowl LII Championship Eagles team.
- 🏆 In 2015, founded The Eighty-Seven & Running Foundation that helps underserved youth strive to become productive citizens by mentoring and motivating them to explore and develop their abilities while learning critical life skills.
- 🏆 Majored in exploratory studies.
- 🏆 Hometown: Cleveland Heights, Ohio.

TRAVIS KELCE'S NFL REGULAR SEASON RUSHING/RECEIVING STATISTICS

DATE	TEAM	RECEIVING							RUSHING				
		GP	GS	NO.	YDS	AVG	LG	TD	NO.	YDS.	AVG.	LG	TD
2013	Chiefs	1	0	0	0	0.0	0	0	0	0	0.0	0	0
2014	Chiefs	16	11	67	862	12.9	34	5	0	0	0.0	0	0
2015	Chiefs	16	16	72	875	12.2	42t	5	0	0	0.0	0	0
2016	Chiefs	16	15	85	1,125	13.2	80t	4	1	-5	-5.0	-5	0
2017	Chiefs	15	15	83	1,038	12.5	44	8	2	7	3.5	4	0
2018	Chiefs	16	16	103	1,336	13.0	43	10	0	0	0.0	0	0
2019	Chiefs	16	16	97	1,229	12.7	47	5	1	4	4.0	4t	1
NFL TOTALS		96	89	507	6,465	12.8	80t	37	4	6	1.5	4t	1

TRAVIS KELCE'S NFL POSTSEASON RUSHING/RECEIVING STATISTICS

DATE	TEAM	RECEIVING							RUSHING				
		GP	GS	NO.	YDS	AVG	LG	TD	NO.	YDS.	AVG.	LG	TD
2013	Chiefs	0	0	0	0	0.0	0	0	0	0	0.0	0	0
2015	Chiefs	2	2	14	151	10.8	48	0	0	0	0.0	0	0
2016	Chiefs	1	1	5	77	15.4	24	0	0	0	0.0	0	0
2017	Chiefs	1	1	4	66	16.5	27	1	0	0	0.0	0	0
2018	Chiefs	2	2	10	131	13.1	30	1	0	0	0.0	0	0
2019	Chiefs	3	3	19	207	10.9	28	4	1	2	2.0	2	0
NFL TOTALS		9	9	52	632	12.2	48	6	1	2	2.0	2	0

TRAVIS KELCE'S NFL REGULAR SEASON PASSING/RUSHING STATISTICS

DATE	TEAM	GP	GS	PASSING										RUSHING					
				ATT.	CMP.	PCT.	YDS	AVG.	TD	INT.	LG	SK	LST	RATE	NO.	YDS.	AVG.	LG	TD
2013	Chiefs	1	0	0	0	0.0	0	0.0	0	0	0	0	0	0.0	0	0	0.0	0	0
2014	Chiefs	16	11	0	0	0.0	0	0.0	0	0	0	0	0	0.0	0	0	0.0	0	0
2015	Chiefs	16	16	0	0	0.0	0	0.0	0	0	0	0	0	0.0	0	0	0.0	0	0
2016	Chiefs	16	15	0	0	0.0	0	0.0	0	0	0	0	0	0.0	1	-5	-5.0	0	0
2017	Chiefs	15	15	1	0	0.0	0	0.0	0	1	0	0	0	0.0	2	7	3.5	4	0
2018	Chiefs	16	16	0	0	0.0	0	0.0	0	0	0	0	0	0.0	0	0	0.0	0	0
2019	Chiefs	16	16	0	0	0.0	0	0.0	0	0	0	0	0	0.0	1	4	4.0	4t	1
TOTALS		96	89	1	0	0.0	0	0.0	0	1	0	0	0	0.0	4	6	1.5	4T	1

SINGLE-GAME HIGHS: RUSHING/RECEIVING

Rush Attempts	1 at New England Patriots, Dec 08, 2019 1 vs. Washington Redskins, Oct 02, 2017 1 at New England Patriots, Sep 07, 2017 ...1 more at 1.	Longest Receptions	80t vs. Denver Broncos, Dec 25, 2016 47 vs. Oakland Raiders, Dec 01, 2019 44 vs. Philadelphia Eagles, Sep 17, 2017 44 vs. Tampa Bay Buccaneers, Nov 20, 2016 43 vs. Cincinnati Bengals, Oct 21, 2018
Rushing Yards	4 at New England Patriots, Dec 08, 2019 4 at New England Patriots, Sep 07, 2017 3 vs. Washington Redskins, Oct 02, 2017	Receiving TDs	2 at Oakland Raiders, Dec 02, 2018 2 at Cleveland Browns, Nov 04, 2018 2 at Pittsburgh Steelers, Sep 16, 2018 ...2 more at 2.
Longest Runs	4t at New England Patriots, Dec 08, 2019 4 at New England Patriots, Sep 07, 2017 3 vs. Washington Redskins, Oct 02, 2017	All-purpose yards	168 at Oakland Raiders, Dec 02, 2018 160 vs. Denver Broncos, Dec 25, 2016 142 vs. Denver Broncos, Dec 15, 2019 140 at Atlanta Falcons, Dec 04, 2016 133 vs. Denver Broncos, Oct 30, 2017
Rushing TDs	1 at New England Patriots, Dec 08, 2019	Miscellaneous Tackles	1 vs. Indianapolis Colts, Oct 06, 2019 1 vs. Denver Broncos, Oct 28, 2018 1 vs. Jacksonville Jaguars, Oct 07, 2018
Receptions	12 at Oakland Raiders, Dec 02, 2018 11 vs. Denver Broncos, Dec 15, 2019 11 vs. Denver Broncos, Dec 25, 2016 10 at Los Angeles Rams, Nov 19, 2018 8 at Chicago Bears, Dec 22, 2019 ...7 more at 8.	Most TDs	2 at Oakland Raiders, Dec 02, 2018 2 at Cleveland Browns, Nov 04, 2018 2 at Pittsburgh Steelers, Sep 16, 2018 ...2 more at 2.
Receiving Yards	168 at Oakland Raiders, Dec 02, 2018 160 vs. Denver Broncos, Dec 25, 2016 142 vs. Denver Broncos, Dec 15, 2019 140 at Atlanta Falcons, Dec 04, 2016 133 vs. Denver Broncos, Oct 30, 2017		

SINGLE-GAME HIGHS - POSTSEASON: RUSHING/RECEIVING

Rush Attempts	1 vs. San Francisco 49ers, Feb 02, 2020	Longest Receptions	48 at Houston Texans, Jan 09, 2016 30 vs. Indianapolis Colts, Jan 12, 2019 28 vs. Houston Texans, Jan 12, 2020 27 vs. Tennessee Titans, Jan 06, 2018 25 vs. Houston Texans, Jan 12, 2020 ...1 more at 25.
Rushing Yards	2 vs. San Francisco 49ers, Feb 02, 2020	Receiving TDs	3 vs. Houston Texans, Jan 12, 2020 1 vs. San Francisco 49ers, Feb 02, 2020 1 vs. New England Patriots, Jan 20, 2019 1 vs. Tennessee Titans, Jan 06, 2018
Longest Runs	2 vs. San Francisco 49ers, Feb 02, 2020	All-purpose yards	134 vs. Houston Texans, Jan 12, 2020 128 at Houston Texans, Jan 09, 2016 108 vs. Indianapolis Colts, Jan 12, 2019 77 vs. Pittsburgh Steelers, Jan 15, 2017 66 vs. Tennessee Titans, Jan 06, 2018
Receptions	10 vs. Houston Texans, Jan 12, 2020 8 at Houston Texans, Jan 09, 2016 7 vs. Indianapolis Colts, Jan 12, 2019 6 vs. San Francisco 49ers, Feb 02, 2020 6 at New England Patriots, Jan 16, 2016	Most TDs	3 vs. Houston Texans, Jan 12, 2020 1 vs. San Francisco 49ers, Feb 02, 2020 1 vs. New England Patriots, Jan 20, 2019 1 vs. Tennessee Titans, Jan 06, 2018
Receiving Yards	134 vs. Houston Texans, Jan 12, 2020 128 at Houston Texans, Jan 09, 2016 108 vs. Indianapolis Colts, Jan 12, 2019 77 vs. Pittsburgh Steelers, Jan 15, 2017 66 vs. Tennessee Titans, Jan 06, 2018		

100-YARD RECEIVING GAMES (19): REGULAR SEASON

DATE	TEAM	NO.	YDS.	AVG.	LG	TD
12/07/14	at Cardinals	7	110	15.7	29	0
09/13/15	at Texans	6	106	17.7	42t	2
10/30/16	at Colts	7	101	14.4	21	1
11/20/16	BUCCANEERS	7	108	15.4	44	0
11/27/16	at Broncos	8	101	12.6	21	0
12/04/16	at Falcons	8	140	17.5	35	0
12/08/16	RAIDERS	5	101	20.2	34	0
12/25/16	BRONCOS	11	160	14.5	80t	1
09/17/17	EAGLES	8	103	12.9	44	1
10/02/17	WASHINGTON	7	111	15.9	32	1
10/30/17	BRONCOS	7	133	19.0	33	1
11/19/17	at Giants	8	109	13.6	32	0
09/16/18	at Steelers	7	109	15.6	31	2
09/23/18	49ERS	8	114	14.3	25	0
10/07/18	JAGUARS	5	100	20.0	40	0
11/19/18	at Rams	10	127	12.7	37	1
12/02/18	at Raiders	12	168	14.0	28	2
09/15/19	at Raiders	7	107	15.3	34	1
12/15/19	BRONCOS	11	142	12.9	21	0

100-YARD RECEIVING GAMES (3): POSTSEASON

DATE	TEAM	NO.	YDS.	AVG.	LG	TD
01/09/16	at Texans	8	128	16.0	48	0
01/12/19	COLTS	7	108	15.4	30	0
01/12/20	TEXANS	10	134	13.4	28	3

2013 GAME-BY-GAME REGULAR SEASON STATISTICS (CHIEFS)

DATE	OPPONENT	P/S	RECEIVING					RUSHING					W/L	SCORE
			NO	YDS	AVG	LG	TD	NO	YDS	AVG	LG	TD		
09/08	at Jaguars												W	28-2
09/15	Cowboys	P	0	0	0.0	0	0	0	0	0.0	0	0	W	17-16
09/19	at Eagles												W	26-16
09/29	Giants												W	31-7
10/06	at Titans												W	26-17
10/13	Raiders												W	24-7
10/20	Texans												W	17-16
11/03	at Bills												W	23-13
11/17	at Broncos												L	17-27
11/24	Chargers												L	38-41
12/01	Broncos												L	28-35
12/08	at Washington												W	45-10
12/22	Colts												L	7-23
12/29	at Chargers												L	24-27+
2013 TOTALS		1-0	0	0	0.0	0	0	0	0	0.0	0	0	9-5	

+ - Overtime

2014 GAME-BY-GAME REGULAR SEASON STATISTICS (CHIEFS)

DATE	OPPONENT	P/S	RECEIVING					RUSHING					W/L	SCORE
			NO	YDS	AVG	LG	TD	NO	YDS	AVG	LG	TD		
09/07	Titans	P	3	49	16.3	27	0	0	0	0.0	0	0	L	10-26
09/14	at Broncos	P	4	81	20.3	24	0	0	0	0.0	0	0	L	17-24
09/21	at Dolphins	S	3	36	12.0	20t	1	0	0	0.0	0	0	W	34-15
09/29	Patriots	S	8	93	11.6	33	1	0	0	0.0	0	0	W	41-14
10/05	at 49ers	S	2	15	7.5	13	1	0	0	0.0	0	0	L	17-22
10/19	at Chargers	P	4	33	8.3	16	0	0	0	0.0	0	0	W	23-20
10/26	Rams	S	4	45	11.3	17	0	0	0	0.0	0	0	W	34-7
11/02	Jets	S	4	67	16.8	34	1	0	0	0.0	0	0	W	24-10
11/09	at Bills	P	2	19	9.5	13	0	0	0	0.0	0	0	W	17-13
11/16	Seahawks	S	3	37	12.3	23	0	0	0	0.0	0	0	W	24-20
11/20	at Raiders	S	4	67	16.8	27	0	0	0	0.0	0	0	L	20-24
11/30	Broncos	P	3	36	12.0	19	0	0	0	0.0	0	0	L	16-29
12/07	at Cardinals	S	7	110	15.7	29	0	0	0	0.0	0	0	L	14-17
12/14	Raiders	S	5	59	11.8	20t	1	0	0	0.0	0	0	W	31-13
12/21	at Steelers	S	4	31	7.8	13	0	0	0	0.0	0	0	L	12-20
12/28	Chargers	S	7	84	12.0	24	0	0	0	0.0	0	0	W	19-7
2014 TOTALS		16-11	67	862	12.9	34	5	0	0	0.0	0	0	9-7	

2015 GAME-BY-GAME REGULAR SEASON STATISTICS (CHIEFS)

DATE	OPPONENT	P/S	RECEIVING					RUSHING					W/L	SCORE
			NO	YDS	AVG	LG	TD	NO	YDS	AVG	LG	TD		
09/13	at Texans	S	6	106	17.7	42t	2	0	0	0.0	0	0	W	27-20
09/17	Broncos	S	4	58	14.5	29	0	0	0	0.0	0	0	L	24-31
09/28	at Packers	S	6	80	13.3	38	0	0	0	0.0	0	0	L	28-38
10/04	at Bengals	S	5	49	9.8	14	0	0	0	0.0	0	0	L	21-36
10/11	Bears	S	3	35	11.7	16	0	0	0	0.0	0	0	L	17-18
10/18	at Vikings	S	5	88	17.6	37	0	0	0	0.0	0	0	L	10-16
10/25	Steelers	S	5	73	14.6	26	0	0	0	0.0	0	0	W	23-13
11/01	Lions	S	6	49	8.2	18	1	0	0	0.0	0	0	W	45-10
11/15	at Broncos	S	5	36	7.2	9	0	0	0	0.0	0	0	W	29-13
11/22	at Chargers	S	5	46	9.2	16	0	0	0	0.0	0	0	W	33-3
11/29	Bills	S	4	69	17.3	38	1	0	0	0.0	0	0	W	30-22
12/06	at Raiders	S	2	42	21.0	26	0	0	0	0.0	0	0	W	34-20
12/13	Chargers	S	3	18	6.0	11	0	0	0	0.0	0	0	W	10-3
12/20	at Ravens	S	6	73	12.2	29	0	0	0	0.0	0	0	W	34-14
12/27	Browns	S	6	43	7.2	13t	1	0	0	0.0	0	0	W	17-13
01/03	Raiders	S	1	10	10.0	10	0	0	0	0.0	0	0	W	23-17
2015 TOTALS		16-16	72	875	12.2	42t	5	0	0	0.0	0	0	11-5	

2016 GAME-BY-GAME REGULAR SEASON STATISTICS (CHIEFS)

DATE	OPPONENT	P/S	RECEIVING					RUSHING					W/L	SCORE
			NO	YDS	AVG	LG	TD	NO	YDS	AVG	LG	TD		
09/11	Chargers	S	6	74	12.3	20	0	0	0	0.0	0	0	W	33-27+
09/18	at Texans	S	5	34	6.8	11	0	0	0	0.0	0	0	L	12-19
09/25	Jets	S	6	89	14.8	42	1	0	0	0.0	0	0	W	24-3
10/02	at Steelers	S	5	23	4.6	9	1	0	0	0.0	0	0	L	14-43
10/16	at Raiders	S	3	32	10.7	21	0	0	0	0.0	0	0	W	26-10
10/23	Saints	S	2	24	12.0	14	0	0	0	0.0	0	0	W	27-21
10/30	at Colts	S	7	101	14.4	21	1	0	0	0.0	0	0	W	30-14
11/06	Jaguars	S	5	58	11.6	23	0	0	0	0.0	0	0	W	19-14
11/13	at Panthers	S	3	31	10.3	16	0	0	0	0.0	0	0	W	20-17
11/20	Buccaneers	S	7	108	15.4	44	0	1	-5	-5.0	-5	0	L	17-19
11/27	at Broncos	S	8	101	12.6	21	0	0	0	0.0	0	0	W	30-27+
12/04	at Falcons	S	8	140	17.5	35	0	0	0	0.0	0	0	W	29-28
12/08	Raiders	S	5	101	20.2	34	0	0	0	0.0	0	0	W	21-13
12/18	Titans	S	3	41	13.7	16	0	0	0	0.0	0	0	L	17-19
12/25	Broncos	S	11	160	14.5	80t	1	0	0	0.0	0	0	W	33-10
01/01	at Chargers	P	1	8	8.0	8	0	0	0	0.0	0	0	W	37-27
2016 TOTALS		16-15	85	1,125	13.2	80t	4	1	-5	-5.0	-5	0	12-4	

+ - Overtime

2017 GAME-BY-GAME REGULAR SEASON STATISTICS (CHIEFS)

DATE	OPPONENT	P/S	RECEIVING					RUSHING					W/L	SCORE
			NO	YDS	AVG	LG	TD	NO	YDS	AVG	LG	TD		
09/07	at Patriots	S	5	40	8.0	14	0	1	4	4.0	4	0	W	42-27
09/17	Eagles	S	8	103	12.9	44	1	0	0	0.0	0	0	W	27-20
09/24	at Chargers	S	1	1	1.0	1	0	0	0	0.0	0	0	W	24-10
10/02	Washington	S	7	111	15.9	32	1	1	3	3.0	3	0	W	29-20
10/08	at Texans	S	8	98	12.3	26	0	0	0	0.0	0	0	W	42-34
10/15	Steelers	S	4	37	9.3	23	0	0	0	0.0	0	0	L	13-19
10/19	at Raiders	S	4	33	8.3	10t	1	0	0	0.0	0	0	L	30-31
10/30	Broncos	S	7	133	19.0	33	1	0	0	0.0	0	0	W	29-19
11/05	at Cowboys	S	7	73	10.4	22	1	0	0	0.0	0	0	L	17-28
11/19	at Giants	S	8	109	13.6	32	0	0	0	0.0	0	0	L	9-12+
11/26	Bills	S	3	39	13.0	25	0	0	0	0.0	0	0	L	10-16
12/03	at Jets	S	4	94	23.5	36t	2	0	0	0.0	0	0	L	31-38
12/10	Raiders	S	7	74	10.6	20	0	0	0	0.0	0	0	W	26-15
12/16	Chargers	S	6	46	7.7	21	0	0	0	0.0	0	0	W	30-13
12/24	Dolphins	S	4	47	11.8	18	1	0	0	0.0	0	0	W	29-13
12/31	at Broncos							INACTIVE					W	27-24
2017 TOTALS		15-15	83	1,038	12.5	44	8	2	7	3.5	4	0	10-6	

+ - Overtime

2018 GAME-BY-GAME REGULAR SEASON STATISTICS (CHIEFS)

DATE	OPPONENT	P/S	RECEIVING					RUSHING					W/L	SCORE
			NO	YDS	AVG	LG	TD	NO	YDS	AVG	LG	TD		
09/09	at Chargers	S	1	6	6.0	6	0	0	0	0.0	0	0	W	38-28
09/16	at Steelers	S	7	109	15.6	31	2	0	0	0.0	0	0	W	42-37
09/23	49ers	S	8	114	14.3	25	0	0	0	0.0	0	0	W	38-27
10/01	at Broncos	S	7	78	11.1	29	1	0	0	0.0	0	0	W	27-23
10/07	Jaguars	S	5	100	20.0	40	0	0	0	0.0	0	0	W	30-14
10/14	at Patriots	S	5	61	12.2	17	0	0	0	0.0	0	0	L	40-43
10/21	Bengals	S	5	95	19.0	43	0	0	0	0.0	0	0	W	45-10
10/28	Broncos	S	6	79	13.2	18	1	0	0	0.0	0	0	W	30-23
11/04	at Browns	S	7	99	14.1	21	2	0	0	0.0	0	0	W	37-21
11/11	Cardinals	S	6	46	7.7	10	0	0	0	0.0	0	0	W	26-14
11/19	at Rams	S	10	127	12.7	37	1	0	0	0.0	0	0	L	51-54
12/02	at Raiders	S	12	168	14.0	28	2	0	0	0.0	0	0	W	40-33
12/09	Ravens	S	7	77	11.0	17	1	0	0	0.0	0	0	W	27-24+
12/13	Chargers	S	7	61	8.7	16	0	0	0	0.0	0	0	L	28-29
12/23	at Seahawks	S	5	54	10.8	23	0	0	0	0.0	0	0	L	31-38
12/30	Raiders	S	5	62	12.4	25	0	0	0	0.0	0	0	W	35-3
2018 TOTALS		16-16	103	1,336	13.0	43	10	0	0	0.0	0	0	12-4	

+ - Overtime

2019 GAME-BY-GAME REGULAR SEASON STATISTICS (CHIEFS)

DATE	OPPONENT	P/S	RECEIVING					RUSHING					W/L	SCORE
			NO	YDS	AVG	LG	TD	NO	YDS	AVG	LG	TD		
09/08	at Jaguars	S	3	88	29.3	42	0	0	0	0.0	0	0	W	40-26
09/15	at Raiders	S	7	107	15.3	34	1	0	0	0.0	0	0	W	28-10
09/22	Ravens	S	7	89	12.7	21	0	0	0	0.0	0	0	W	33-28
09/29	at Lions	S	7	85	12.1	18	0	0	0	0.0	0	0	W	34-30
10/06	Colts	S	4	70	17.5	24	0	0	0	0.0	0	0	L	13-19
10/13	Texans	S	4	58	14.5	18	0	0	0	0.0	0	0	L	24-31
10/17	at Broncos	S	6	44	7.3	13	0	0	0	0.0	0	0	W	30-6
10/27	Packers	S	4	63	15.8	29t	1	0	0	0.0	0	0	L	24-31
11/03	Vikings	S	7	62	8.9	17	0	0	0	0.0	0	0	W	26-23
11/10	at Titans	S	7	75	10.7	17	1	0	0	0.0	0	0	L	32-35
11/18	at Chargers	S	7	92	13.1	31	1	0	0	0.0	0	0	W	24-17
12/01	Raiders	S	5	90	18.0	47	0	0	0	0.0	0	0	W	40-9
12/08	at Patriots	S	7	66	9.4	20	0	1	4	4.0	4t	1	W	23-16
12/15	Broncos	S	11	142	12.9	21	0	0	0	0.0	0	0	W	23-3
12/22	at Bears	S	8	74	9.3	13	1	0	0	0.0	0	0	W	26-3
12/29	Chargers	S	3	24	8.0	11	0	0	0	0.0	0	0	W	31-21
2019 TOTALS		16-16	97	1,229	12.7	47	5	1	4	4.0	4t	1	12-4	

2013 GAME-BY-GAME POSTSEASON STATISTICS (CHIEFS)

DATE	OPPONENT	P/S	RECEIVING					RUSHING					W/L	SCORE
			NO	YDS	AVG	LG	TD	NO	YDS	AVG	LG	TD		
01/04	at Colts												L	44-45
							RESERVE/INJURED							
2013 TOTALS		0-0	0	0	0.0	0	0	0	0	0.0	0	0	0-1	

2015 GAME-BY-GAME POSTSEASON STATISTICS (CHIEFS)

DATE	OPPONENT	P/S	RECEIVING					RUSHING					W/L	SCORE
			NO	YDS	AVG	LG	TD	NO	YDS	AVG	LG	TD		
01/09	at Texans	S	8	128	16.0	48	0	0	0	0.0	0	0	W	30-0
01/16	at Patriots	S	6	23	3.8	13	0	0	0	0.0	0	0	L	20-27
2015 TOTALS		2-2	14	151	10.8	48	0	0	0	0.0	0	0	1-1	

2016 GAME-BY-GAME POSTSEASON STATISTICS (CHIEFS)

DATE	OPPONENT	P/S	RECEIVING					RUSHING					W/L	SCORE
			NO	YDS	AVG	LG	TD	NO	YDS	AVG	LG	TD		
01/15	Steelers	S	5	77	15.4	24	0	0	0	0.0	0	0	L	16-18
2016 TOTALS		1-1	5	77	15.4	24	0	0	0	0.0	0	0	0-1	

2017 GAME-BY-GAME POSTSEASON STATISTICS (CHIEFS)

DATE	OPPONENT	P/S	RECEIVING					RUSHING					W/L	SCORE
			NO	YDS	AVG	LG	TD	NO	YDS	AVG	LG	TD		
01/06	Titans	S	4	66	16.5	27	1	0	0	0.0	0	0	L	21-22
2017 TOTALS		1-1	4	66	16.5	27	1	0	0	0.0	0	0	0-1	

2018 GAME-BY-GAME POSTSEASON STATISTICS (CHIEFS)

DATE	OPPONENT	P/S	RECEIVING					RUSHING					W/L	SCORE
			NO	YDS	AVG	LG	TD	NO	YDS	AVG	LG	TD		
01/12	Colts	S	7	108	15.4	30	0	0	0	0.0	0	0	W	31-13
01/20	Patriots	S	3	23	7.7	12t	1	0	0	0.0	0	0	L	31-37+
2018 TOTALS		2-2	10	131	13.1	30	1	0	0	0.0	0	0	1-1	

+ - Overtime

2019 GAME-BY-GAME POSTSEASON STATISTICS (CHIEFS)

DATE	OPPONENT	P/S	RECEIVING					RUSHING					W/L	SCORE
			NO	YDS	AVG	LG	TD	NO	YDS	AVG	LG	TD		
01/12	Texans	S	10	134	13.4	28	3	0	0	0.0	0	0	W	51-31
01/19	Titans	S	3	30	10.0	18	0	0	0	0.0	0	0	W	35-24
02/02	49ers	S	6	43	7.2	11	1	1	2	2.0	2	0	W	31-20
2019 TOTALS		3-3	19	207	10.9	28	4	1	2	2.0	2	0	3-0	

2016 GAME-BY-GAME REGULAR SEASON STATISTICS (CHIEFS)

DATE	OPPONENT	P/S	PASSING											RUSHING				W/L	SCORE
			ATT	CMP	YDS	PCT	Y/A	Y/C	TD	INT	LG	SK/YD	RATE	ATT	YDS	LG	TD		
09/11	Chargers	S	0	0	0	0.0	0.0	0.0	0	0	0	0/0	0.0	0	0	0	0	W	33-27+
09/18	at Texans	S	0	0	0	0.0	0.0	0.0	0	0	0	0/0	0.0	0	0	0	0	L	12-19
09/25	Jets	S	0	0	0	0.0	0.0	0.0	0	0	0	0/0	0.0	0	0	0	0	W	24-3
10/02	at Steelers	S	0	0	0	0.0	0.0	0.0	0	0	0	0/0	0.0	0	0	0	0	L	14-43
10/16	at Raiders	S	0	0	0	0.0	0.0	0.0	0	0	0	0/0	0.0	0	0	0	0	W	26-10
10/23	Saints	S	0	0	0	0.0	0.0	0.0	0	0	0	0/0	0.0	0	0	0	0	W	27-21
10/30	at Colts	S	0	0	0	0.0	0.0	0.0	0	0	0	0/0	0.0	0	0	0	0	W	30-14
11/06	Jaguars	S	0	0	0	0.0	0.0	0.0	0	0	0	0/0	0.0	0	0	0	0	W	19-14
11/13	at Panthers	S	0	0	0	0.0	0.0	0.0	0	0	0	0/0	0.0	0	0	0	0	W	20-17
11/20	Buccaneers	S	0	0	0	0.0	0.0	0.0	0	0	0	0/0	0.0	1	-5	-5	0	L	17-19
11/27	at Broncos	S	0	0	0	0.0	0.0	0.0	0	0	0	0/0	0.0	0	0	0	0	W	30-27+
12/04	at Falcons	S	0	0	0	0.0	0.0	0.0	0	0	0	0/0	0.0	0	0	0	0	W	29-28
12/08	Raiders	S	0	0	0	0.0	0.0	0.0	0	0	0	0/0	0.0	0	0	0	0	W	21-13
12/18	Titans	S	0	0	0	0.0	0.0	0.0	0	0	0	0/0	0.0	0	0	0	0	L	17-19
12/25	Broncos	S	0	0	0	0.0	0.0	0.0	0	0	0	0/0	0.0	0	0	0	0	W	33-10
01/01	at Chargers	P	0	0	0	0.0	0.0	0.0	0	0	0	0/0	0.0	0	0	0	0	W	37-27
2016 TOTALS		16-15	0	0	0	0.0	0.0	0.0	0	0	0	0/0	0.0	1	-5	-5	0	12-4	

+ - Overtime

2017 GAME-BY-GAME REGULAR SEASON STATISTICS (CHIEFS)

DATE	OPPONENT	P/S	PASSING											RUSHING				W/L	SCORE
			ATT	CMP	YDS	PCT	Y/A	Y/C	TD	INT	LG	SK/YD	RATE	ATT	YDS	LG	TD		
09/07	at Patriots	S	0	0	0	0.0	0.0	0.0	0	0	0	0/0	0.0	1	4	4	0	W	42-27
09/17	Eagles	S	0	0	0	0.0	0.0	0.0	0	0	0	0/0	0.0	0	0	0	0	W	27-20
09/24	at Chargers	S	0	0	0	0.0	0.0	0.0	0	0	0	0/0	0.0	0	0	0	0	W	24-10
10/02	Washington	S	0	0	0	0.0	0.0	0.0	0	0	0	0/0	0.0	1	3	3	0	W	29-20
10/08	at Texans	S	0	0	0	0.0	0.0	0.0	0	0	0	0/0	0.0	0	0	0	0	W	42-34
10/15	Steelers	S	0	0	0	0.0	0.0	0.0	0	0	0	0/0	0.0	0	0	0	0	L	13-19
10/19	at Raiders	S	0	0	0	0.0	0.0	0.0	0	0	0	0/0	0.0	0	0	0	0	L	30-31
10/30	Broncos	S	0	0	0	0.0	0.0	0.0	0	0	0	0/0	0.0	0	0	0	0	W	29-19
11/05	at Cowboys	S	0	0	0	0.0	0.0	0.0	0	0	0	0/0	0.0	0	0	0	0	L	17-28
11/19	at Giants	S	1	0	0	0.0	0.0	0.0	0	1	0	0/0	0.0	0	0	0	0	L	9-12+
11/26	Bills	S	0	0	0	0.0	0.0	0.0	0	0	0	0/0	0.0	0	0	0	0	L	10-16
12/03	at Jets	S	0	0	0	0.0	0.0	0.0	0	0	0	0/0	0.0	0	0	0	0	L	31-38
12/10	Raiders	S	0	0	0	0.0	0.0	0.0	0	0	0	0/0	0.0	0	0	0	0	W	26-15
12/16	Chargers	S	0	0	0	0.0	0.0	0.0	0	0	0	0/0	0.0	0	0	0	0	W	30-13
12/24	Dolphins	S	0	0	0	0.0	0.0	0.0	0	0	0	0/0	0.0	0	0	0	0	W	29-13
12/31	at Broncos																	W	27-24
2017 TOTALS		15-15	1	0	0	0.0	0.0	0.0	0	1	0	0/0	0.0	2	7	4	0	10-6	

+ - Overtime

2019 GAME-BY-GAME POSTSEASON STATISTICS (CHIEFS)

DATE	OPPONENT	P/S	PASSING											RUSHING				W/L	SCORE
			ATT	CMP	YDS	PCT	Y/A	Y/C	TD	INT	LG	SK/YD	RATE	ATT	YDS	LG	TD		
01/12	Texans	S	0	0	0	0.0	0.0	0.0	0	0	0	0/0	0.0	0	0	0	0	W	51-31
01/19	Titans	S	0	0	0	0.0	0.0	0.0	0	0	0	0/0	0.0	0	0	0	0	W	35-24
02/02	49ers	S	0	0	0	0.0	0.0	0.0	0	0	0	0/0	0.0	1	2	2	0	W	31-20
2019 TOTALS		3-3	0	0	0	0.0	0.0	0.0	0	0	0	0/0	0.0	1	2	2	0	3-0	



BOPETE KEYES

CORNERBACK #29
TULANE

ROOKIE

HEIGHT: 6'1"
WEIGHT: 200
DRAFTED: D7-20
BIRTHDAY: 9/11/97



👁️ Rookie cornerback enters his first season with the Chiefs in 2020.

👁️ Originally entered the NFL as a seventh-round pick (237th overall) by the Chiefs in the 2020 NFL Draft.

Transactions:

Originally entered the NFL as a seventh-round pick (237th overall) by the Kansas City Chiefs in the 2020 NFL Draft.

COLLEGE

Appeared in 39 games (22 starts) at Tulane tallying 95 tackles (76 solo), 20 passes defended and two interceptions ... In 2019 started every game for Tulane and earned Honorable Mention recognition from the American Athletic Conference ... In 2018 saw action in 11 games and made 10 starts ... In 2017, saw action in nine games ... In 2016, played in seven games.

PERSONAL

👁️ Two-year letterman at Laurel High School where he helped his school to a pair of state titles, one each in football and basketball, and a state runner-up finish in basketball.

👁️ As a senior on the gridiron, Keyes led the Golden Tornadoes to a 10-4 overall record and to the state semifinals.

👁️ Recorded 81 tackles, five interceptions, including one return for a touchdown, and two blocked punts and was named to the all-state first team.

👁️ Did not start playing football until his junior year of high school.

👁️ As a basketball standout, Keyes helped Laurel High School to a 27-5 overall record and a state title as a senior.


👁️ First name is Thakarius but goes by BoPete a nickname given to him by his grandmother.

👁️ Hometown: Laurel, Miss



TANOH KPASSAGNON

DEFENSIVE END #92
VILLANOVA



4TH YEAR IN
THE NFL

4TH YEAR WITH
THE CHIEFS

HEIGHT: 6'7"
WEIGHT: 289
DRAFTED: D2-17
BIRTHDAY: 6/14/94

- Fourth-year linebacker enters his fourth season with the Chiefs in 2020.
- In the AFC Championship Game (1/19/20) recorded his first-career postseason sacks, taking down Titans QB Ryan Tannehill for a losses of eight and two yards.
- Blocked an extra point in Week 13 of the 2019 season against Oakland (12/1/19) and blocked a field goal in Week 14 against New England (12/8/19).
- Became first player drafted out of Villanova by the

Chiefs.

- Originally entered the NFL as a second-round pick (59th overall) by the Kansas City Chiefs in the 2017 NFL Draft.

Transactions:

Originally entered the NFL as a second-round pick (59th overall) by the Kansas City Chiefs in the 2017 NFL Draft.

COLLEGE

A standout at Villanova University, Kpassagnon appeared in 41 games in four seasons with the Wildcats ... Totaled 105 tackles (65 solo), 22.0 sacks (-130 yards), 37.5 tackles for loss (-170 yards), four forced fumbles, three fumble recoveries and one interception which he returned for 29 yards ... Redshirted in 2012, played as a reserve in 2013 (15 tackles, 1.0 sack) and would miss eight games with a torn right MCL in his sophomore campaign (12 tackles, five for loss, 3.5 sacks in six games) ... Was healthy in 2015, turning in a first-team All-Colonial Athletic Association season with 9.5 tackles for loss and 6.5 sacks ... Garnered first-team Associated Press FCS All-American honors in 2016, ranking sixth in the FCS with 21.5 tackles for loss and tying for fifth nationally with 11.0 sacks ... Departed from Villanova with several additional honors: Preseason STATS FCS All-American and preseason All-CAA Football ... Candidate for CAA Football Defensive Player of the Year.

PERSONAL

- Attended Wissahickon High School in Ambler, Pa., where he was a three-sport athlete, lettering in football, track and basketball.
- Received first-team All-League honors in football and basketball.
- Studied accounting and finance as a double major at Villanova.
- Hometown: Kalamazoo, Mich.
- Name pronounced: Tawn-oh pass-N-yo.

TANOH KPASSAGNON'S NFL REGULAR SEASON DEFENSIVE STATISTICS

DATE	TEAM	GP	GS	TACKLES								INTERCEPTIONS					O. FUMB			ST				MISC								
				TK	S	A	TFL	YDS	SK	YDS	QBH	NO	YDS	LG	TD	PD	FF	FR	YDS	TK	S	A	FF	FR	S	A						
2017	Chiefs	16	1	13	7	6	3	20	2.0	17.0	2	0	0	0	0	0	0	0	0	0	0	0	0	0	0	0	0	0	0	0	0	0
2018	Chiefs	13	0	4	3	1	1	6	0.0	0.0	1	0	0	0	0	0	0	0	0	0	0	0	0	0	0	0	0	0	0	0	0	
2019	Chiefs	16	8	29	21	8	6	45	4.0	47.0	11	0	0	0	0	2	1	1	0	0	0	0	0	0	0	0	0	0	0	0	0	
NFL TOTALS		45	9	46	31	15	10	71	6.0	64.0	14	0	0	0	0	2	1	1	0	1	1	0	1	1	0	0	0	0	0	0	0	

TANOH KPASSAGNON'S NFL POSTSEASON DEFENSIVE STATISTICS

DATE	TEAM	GP	GS	TACKLES								INTERCEPTIONS					O. FUMB			ST				MISC							
				TK	S	A	TFL	YDS	SK	YDS	QBH	NO	YDS	LG	TD	PD	FF	FR	YDS	TK	S	A	FF	FR	S	A					
2017	Chiefs	1	0	0	0	0	0	0	0.0	0.0	0	0	0	0	0	0	0	0	0	0	0	0	0	0	0	0	0	0	0	0	0
2018	Chiefs	1	0	0	0	0	0	0	0.0	0.0	0	0	0	0	0	0	0	0	0	0	0	0	0	0	0	0	0	0	0	0	0
2019	Chiefs	3	3	5	3	2	2	10	2.0	10.0	3	0	0	0	0	1	0	0	0	0	0	0	0	0	0	0	0	0	0	0	0
NFL TOTALS		5	3	5	3	2	2	10	2.0	10.0	3	0	0	0	0	1	0	0	0	0	0	0	0	0	0	0	0	0	0	0	0

SINGLE-GAME HIGHS: DEFENSIVE

Total Tackles	7 at Denver Broncos, Dec 31, 2017 5 vs. Oakland Raiders, Dec 01, 2019 5 vs. Indianapolis Colts, Oct 06, 2019 3 vs. Houston Texans, Oct 13, 2019 3 at Detroit Lions, Sep 29, 2019	Fumble Recoveries	1 at Tennessee Titans, Nov 10, 2019
Sacks	2.0 vs. Green Bay Packers, Oct 27, 2019 2.0 at Denver Broncos, Dec 31, 2017 1.0 vs. Oakland Raiders, Dec 01, 2019 1.0 at Oakland Raiders, Sep 15, 2019	Tackles For Loss	3 at Denver Broncos, Dec 31, 2017 2 vs. Green Bay Packers, Oct 27, 2019 2 vs. Indianapolis Colts, Oct 06, 2019 1 vs. Oakland Raiders, Dec 01, 2019 1 at Oakland Raiders, Sep 15, 2019 ...1 more at 1.
Passes Defensed	1 vs. Denver Broncos, Dec 15, 2019 1 at Detroit Lions, Sep 29, 2019	Special Teams Tackles	1 at New York Jets, Dec 03, 2017
Forced Fumbles	1 at Oakland Raiders, Sep 15, 2019		

SINGLE-GAME HIGHS - POSTSEASON: DEFENSIVE

Total Tackles	2 vs. San Francisco 49ers, Feb 02, 2020 2 vs. Tennessee Titans, Jan 19, 2020 1 vs. Houston Texans, Jan 12, 2020	Passes Defensed	1 vs. Tennessee Titans, Jan 19, 2020
Sacks	2.0 vs. Tennessee Titans, Jan 19, 2020	Tackles For Loss	2 vs. Tennessee Titans, Jan 19, 2020

2017 GAME-BY-GAME REGULAR SEASON STATISTICS (CHIEFS)

DATE	OPPONENT	P/S	TACKLES						INTERCEPTIONS				O. FUMB			ST				MISC		W/L	SCORE			
			TK	S	A	SK	YDS	TFL	YDS	QBH	NO	YDS	LG	TD	PD	FF	FR	YDS	TK	S	A			FF	FR	S
09/07	at Patriots	P	0	0	0	0.0	0.0	0	0	0	0	0	0	0	0	0	0	0	0	0	0	0	0	0	W	42-27
09/17	Eagles	P	0	0	0	0.0	0.0	0	0	0	0	0	0	0	0	0	0	0	0	0	0	0	0	0	W	27-20
09/24	at Chargers	P	0	0	0	0.0	0.0	0	0	0	0	0	0	0	0	0	0	0	0	0	0	0	0	0	W	24-10
10/02	Washington	P	0	0	0	0.0	0.0	0	0	0	0	0	0	0	0	0	0	0	0	0	0	0	0	0	W	29-20
10/08	at Texans	P	0	0	0	0.0	0.0	0	0	0	0	0	0	0	0	0	0	0	0	0	0	0	0	0	W	42-34
10/15	Steelers	P	0	0	0	0.0	0.0	0	0	0	0	0	0	0	0	0	0	0	0	0	0	0	0	0	L	13-19
10/19	at Raiders	P	0	0	0	0.0	0.0	0	0	0	0	0	0	0	0	0	0	0	0	0	0	0	0	0	L	30-31
10/30	Broncos	P	2	0	2	0.0	0.0	0	0	0	0	0	0	0	0	0	0	0	0	0	0	0	0	0	W	29-19
11/05	at Cowboys	P	0	0	0	0.0	0.0	0	0	0	0	0	0	0	0	0	0	0	0	0	0	0	0	0	L	17-28
11/19	at Giants	P	0	0	0	0.0	0.0	0	0	0	0	0	0	0	0	0	0	0	0	0	0	0	0	0	L	9-12+
11/26	Bills	P	0	0	0	0.0	0.0	0	0	0	0	0	0	0	0	0	0	0	0	0	0	0	0	0	L	10-16
12/03	at Jets	P	1	1	0	0.0	0.0	0	0	0	0	0	0	0	0	0	0	0	0	0	0	0	0	0	L	31-38
12/10	Raiders	P	0	0	0	0.0	0.0	0	0	0	0	0	0	0	0	0	0	0	0	0	0	0	0	0	W	26-15
12/16	Chargers	P	2	2	0	0.0	0.0	0	0	0	0	0	0	0	0	0	0	0	0	0	0	0	0	0	W	30-13
12/24	Dolphins	P	1	0	1	0.0	0.0	0	0	0	0	0	0	0	0	0	0	0	0	0	0	0	0	0	W	29-13
12/31	at Broncos	S	7	4	3	2.0	17.0	3	20	2	0	0	0	0	0	0	0	0	0	0	0	0	0	0	W	27-24
2017 TOTALS		16-1	13	7	6	2.0	17.0	3	20	2	0	0	0	0	0	0	0	0	0	0	0	0	0	0	10-6	

+ - Overtime

2018 GAME-BY-GAME REGULAR SEASON STATISTICS (CHIEFS)

DATE	OPPONENT	P/S	TACKLES						INTERCEPTIONS				O. FUMB			ST				MISC		W/L	SCORE			
			TK	S	A	SK	YDS	TFL	YDS	QBH	NO	YDS	LG	TD	PD	FF	FR	YDS	TK	S	A			FF	FR	S
09/09	at Chargers	P	2	1	1	0.0	0.0	0	0	0	0	0	0	0	0	0	0	0	0	0	0	0	0	0	W	38-28
09/16	at Steelers	P	1	1	0	0.0	0.0	0	0	0	1	0	0	0	0	0	0	0	0	0	0	0	0	0	W	42-37
09/23	49ers	P	0	0	0	0.0	0.0	0	0	0	0	0	0	0	0	0	0	0	0	0	0	0	0	0	W	38-27
10/01	at Broncos	P	0	0	0	0.0	0.0	0	0	0	0	0	0	0	0	0	0	0	0	0	0	0	0	0	W	27-23
10/07	Jaguars	P	0	0	0	0.0	0.0	0	0	0	0	0	0	0	0	0	0	0	0	0	0	0	0	0	W	30-14
10/14	at Patriots										INACTIVE														L	40-43
10/21	Bengals	P	0	0	0	0.0	0.0	0	0	0	0	0	0	0	0	0	0	0	0	0	0	0	0	0	W	45-10
10/28	Broncos	P	1	1	0	0.0	0.0	1	6	0	0	0	0	0	0	0	0	0	0	0	0	0	0	0	W	30-23
11/04	at Browns	P	0	0	0	0.0	0.0	0	0	0	0	0	0	0	0	0	0	0	0	0	0	0	0	0	W	37-21
11/11	Cardinals	P	0	0	0	0.0	0.0	0	0	0	0	0	0	0	0	0	0	0	0	0	0	0	0	0	W	26-14
11/19	at Rams	P	0	0	0	0.0	0.0	0	0	0	0	0	0	0	0	0	0	0	0	0	0	0	0	0	L	51-54
12/02	at Raiders	P	0	0	0	0.0	0.0	0	0	0	0	0	0	0	0	0	0	0	0	0	0	0	0	0	W	40-33
12/09	Ravens	P	0	0	0	0.0	0.0	0	0	0	0	0	0	0	0	0	0	0	0	0	0	0	0	0	W	27-24+
12/13	Chargers										INACTIVE														L	28-29
12/23	at Seahawks	P	0	0	0	0.0	0.0	0	0	0	0	0	0	0	0	0	0	0	0	0	0	0	0	0	L	31-38
12/30	Raiders										INACTIVE														W	35-3
2018 TOTALS		13-0	4	3	1	0.0	0.0	1	6	1	0	0	0	0	0	0	0	0	0	0	0	0	0	0	12-4	

+ - Overtime

2019 GAME-BY-GAME REGULAR SEASON STATISTICS (CHIEFS)

DATE	OPPONENT	P/S	TACKLES							INTERCEPTIONS				O. FUMB			ST				MISC		W/L	SCORE		
			TK	S	A	SK	YDS	TFL	YDS	QBH	NO	YDS	LG	TD	PD	FF	FR	YDS	TK	S	A	FF			FR	S
09/08	at Jaguars	P	0	0	0	0.0	0.0	0	0	0	0	0	0	0	0	0	0	0	0	0	0	0	0	0	W	40-26
09/15	at Raiders	P	2	2	0	1.0	7.0	1	1	1	0	0	0	0	0	1	0	0	0	0	0	0	0	0	W	28-10
09/22	Ravens	P	0	0	0	0.0	0.0	0	0	0	0	0	0	0	0	0	0	0	0	0	0	0	0	0	W	33-28
09/29	at Lions	P	3	2	1	0.0	0.0	0	0	0	0	0	0	0	1	0	0	0	0	0	0	0	0	0	W	34-30
10/06	Colts	P	5	4	1	0.0	0.0	2	4	1	0	0	0	0	0	0	0	0	0	0	0	0	0	0	L	13-19
10/13	Texans	P	3	2	1	0.0	0.0	0	0	0	0	0	0	0	0	0	0	0	0	0	0	0	0	0	L	24-31
10/17	at Broncos	P	1	1	0	0.0	0.0	0	0	0	0	0	0	0	0	0	0	0	0	0	0	0	0	0	W	30-6
10/27	Packers	P	2	2	0	2.0	30.0	2	30	3	0	0	0	0	0	0	0	0	0	0	0	0	0	0	L	24-31
11/03	Vikings	S	0	0	0	0.0	0.0	0	0	0	1	0	0	0	0	0	0	0	0	0	0	0	0	0	W	26-23
11/10	at Titans	S	1	1	0	0.0	0.0	0	0	1	0	0	0	0	0	0	1	0	0	0	0	0	0	0	L	32-35
11/18	at Chargers	S	2	1	1	0.0	0.0	0	0	0	0	0	0	0	0	0	0	0	0	0	0	0	0	0	W	24-17
12/01	Raiders	S	5	3	2	1.0	10.0	1	10	1	0	0	0	0	0	0	0	0	0	0	0	0	0	0	W	40-9
12/08	at Patriots	S	2	1	1	0.0	0.0	0	0	1	0	0	0	0	0	0	0	0	0	0	0	0	0	0	W	23-16
12/15	Broncos	S	1	0	1	0.0	0.0	0	0	2	0	0	0	0	1	0	0	0	0	0	0	0	0	0	W	23-3
12/22	at Bears	S	1	1	0	0.0	0.0	0	0	0	0	0	0	0	0	0	0	0	0	0	0	0	0	0	W	26-3
12/29	Chargers	S	1	1	0	0.0	0.0	0	0	0	0	0	0	0	0	0	0	0	0	0	0	0	0	0	W	31-21
2019 TOTALS		16-8	29	21	8	4.0	47.0	6	45	11	0	0	0	0	2	1	1	0	0	0	0	0	0	0	12-4	

2017 GAME-BY-GAME POSTSEASON STATISTICS (CHIEFS)

DATE	OPPONENT	P/S	TACKLES							INTERCEPTIONS				O. FUMB			ST				MISC		W/L	SCORE		
			TK	S	A	SK	YDS	TFL	YDS	QBH	NO	YDS	LG	TD	PD	FF	FR	YDS	TK	S	A	FF			FR	S
01/06	Titans	P	0	0	0	0.0	0.0	0	0	0	0	0	0	0	0	0	0	0	0	0	0	0	0	0	L	21-22
2017 TOTALS		1-0	0	0	0	0.0	0.0	0	0	0	0	0	0	0	0	0	0	0	0	0	0	0	0	0	0-1	

2018 GAME-BY-GAME POSTSEASON STATISTICS (CHIEFS)

DATE	OPPONENT	P/S	TACKLES							INTERCEPTIONS				O. FUMB			ST				MISC		W/L	SCORE		
			TK	S	A	SK	YDS	TFL	YDS	QBH	NO	YDS	LG	TD	PD	FF	FR	YDS	TK	S	A	FF			FR	S
01/12	Colts	P	0	0	0	0.0	0.0	0	0	0	0	0	0	0	0	0	0	0	0	0	0	0	0	0	W	31-13
01/20	Patriots																								L	31-37+
2018 TOTALS		1-0	0	0	0	0.0	0.0	0	0	0	0	0	0	0	0	0	0	0	0	0	0	0	0	0	1-1	

+ - Overtime

2019 GAME-BY-GAME POSTSEASON STATISTICS (CHIEFS)

DATE	OPPONENT	P/S	TACKLES							INTERCEPTIONS				O. FUMB			ST				MISC		W/L	SCORE		
			TK	S	A	SK	YDS	TFL	YDS	QBH	NO	YDS	LG	TD	PD	FF	FR	YDS	TK	S	A	FF			FR	S
01/12	Texans	S	1	0	1	0.0	0.0	0	0	1	0	0	0	0	0	0	0	0	0	0	0	0	0	0	W	51-31
01/19	Titans	S	2	2	0	2.0	10.0	2	10	2	0	0	0	0	1	0	0	0	0	0	0	0	0	0	W	35-24
02/02	49ers	S	2	1	1	0.0	0.0	0	0	0	0	0	0	0	0	0	0	0	0	0	0	0	0	0	W	31-20
2019 TOTALS		3-3	5	3	2	2.0	10.0	2	10	3	0	0	0	0	1	0	0	0	0	0	0	0	0	0	3-0	



CHRIS LAMMONS

CORNERBACK #38
SOUTH CAROLINA



2ND YEAR IN THE NFL

2ND YEAR WITH THE CHIEFS

HEIGHT: 5'10"
WEIGHT: 190
DRAFTED: FA-19
BIRTHDAY: 1/31/96

- Second-year cornerback enters his second season with the Chiefs in 2020.
- Originally entered the NFL as an undrafted free agent with the Falcons in 2018.

Released by Miami (12/7/19) ... Signed by Miami (1/1/19) ... Signed to Miami's practice squad (11/28/18) ... Released by New Orleans (10/20/18) ... Signed to New Orleans' practice squad (10/2/18) ... Released by Atlanta (9/1/18) ... Originally entered the NFL as an undrafted free agent with Atlanta in 2018.

Transactions:

Signed to Kansas City's practice squad (12/10/19) ...

COLLEGE

Played in 44 games (37 starts) at South Carolina recording 177 tackles (136 solo), 1.0 sack, 4 interceptions, 21 passes defended, 3 forced fumbles and 1 fumble recovery adding 28 punt returns for 212 yards (7.6 avg.) ... As a senior started all 13 games tallying 79 tackles (62 solo), 7 passes defended, 1 forced fumble and 1 fumble recovery with 19 punt returns for 141 yards (7.4 avg.) ... His 79 tackles ranked 3rd on the team and his 7.4 yards per punt return were sixth in the SEC ... Named 2017 Unselfish Teammate Award - Defense, 2016 Co-Most Productive Player - Defense, 2016 SEC Fall Academic Honor Roll, 2015 Harold White GPA Award - Defense, 2015 SEC Fall Academic Honor Roll and 2015 Harold White GPA Award for Defense.

PERSONAL

- Played quarterback and defensive back at Plantation High School.
- Helped the Colonels to an 8-3 record and to the second round of the 7A playoffs.
- As a quarterback, he threw for about 1,500 yards and 15 touchdowns while running for another 900 yards and seven scores.
- As a defensive back, he registered 30 tackles with eight pass breakups and two interceptions.
- Played in the U.S. Army All-America Bowl in San Antonio following his senior season.
- Was a member of the high school honor roll.
- Majored in sociology at South Carolina.
- Hometown: Lauderdale, Fla.
- Last name pronounced: luh-MAWNS

CHRIS LAMMONS' NFL REGULAR SEASON DEFENSIVE STATISTICS

DATE	TEAM	GP	GS	TACKLES								INTERCEPTIONS					O. FUMB			ST				MISC			
				TK	S	A	TFL	YDS	SK	YDS	QBH	NO	YDS	LG	TD	PD	FF	FR	YDS	TK	S	A	FF	FR	S	A	
2018	Saints	0	0	0	0	0	0	0	0	0.0	0.0	0	0	0	0	0	0	0	0	0	0	0	0	0	0	0	
Went from New Orleans to Miami .																											
2018	Dolphins	0	0	0	0	0	0	0	0	0.0	0.0	0	0	0	0	0	0	0	0	0	0	0	0	0	0	0	0
2018	TOTAL	0	0	0	0	0	0	0	0	0.0	0.0	0	0	0	0	0	0	0	0	0	0	0	0	0	0	0	0
2019	Dolphins	12	0	12	7	5	0	0	0.0	0.0	0	1	0	0	0	3	0	0	0	1	1	0	0	0	0	0	
Went from Miami to Kansas City .																											
2019	Chiefs	0	0	0	0	0	0	0	0	0.0	0.0	0	0	0	0	0	0	0	0	0	0	0	0	0	0	0	
2019	TOTAL	12	0	12	7	5	0	0	0.0	0.0	0	1	0	0	3	0	0	0	1	1	0	0	0	0	0	0	
NFL TOTALS		12	0	12	7	5	0	0	0.0	0.0	0	1	0	0	3	0	0	0	1	1	0	0	0	0	0	0	

CHRIS LAMMONS' NFL POSTSEASON DEFENSIVE STATISTICS

DATE	TEAM	GP	GS	TACKLES							INTERCEPTIONS					O. FUMB			ST				MISC							
				TK	S	A	TFL	YDS	SK	YDS	QBH	NO	YDS	LG	TD	PD	FF	FR	YDS	TK	S	A	FF	FR	S	A				
2019	Chiefs	0	0	0	0	0	0	0	0	0.0	0.0	0	0	0	0	0	0	0	0	0	0	0	0	0	0	0	0	0	0	0
NFL TOTALS		0	0	0	0	0	0	0	0	0.0	0.0	0	0	0	0	0	0	0	0	0	0	0	0	0	0	0	0	0	0	

SINGLE-GAME HIGHS: DEFENSIVE

- Total Tackles** 3 vs. New York Jets, Nov 03, 2019
 3 at Dallas Cowboys, Sep 22, 2019
 2 at Pittsburgh Steelers, Oct 28, 2019
 1 at Indianapolis Colts, Nov 10, 2019
 1 at Buffalo Bills, Oct 20, 2019
 ...2 more at 1.
- Interceptions** 1 vs. Philadelphia Eagles, Dec 01, 2019
- Special Teams Tackles** 1 at Buffalo Bills, Oct 20, 2019
- Passes Defensed** 1 vs. Philadelphia Eagles, Dec 01, 2019
 1 at Dallas Cowboys, Sep 22, 2019
 1 vs. Baltimore Ravens, Sep 08, 2019

2018 GAME-BY-GAME REGULAR SEASON STATISTICS (SAINTS/DOLPHINS)

DATE	OPPONENT	P/S	TACKLES							INTERCEPTIONS					O. FUMB			ST				MISC				W/L	SCORE			
			TK	S	A	SK	YDS	TFL	YDS	QBH	NO	YDS	LG	TD	PD	FF	FR	YDS	TK	S	A	FF	FR	S	A					
09/09	Buccaneers																									L	40-48			
09/16	Browns																									W	21-18			
09/23	at Falcons																								W	43-37+				
09/30	at Giants																								W	33-18				
10/08	Washington																								W	43-19				
10/21	at Ravens																								W	24-23				
10/28	at Vikings																								W	30-20				
11/04	Rams																								W	45-35				
11/11	at Bengals																								W	51-14				
11/18	Eagles																								W	48-7				
11/22	Falcons																								W	31-17				
										Went from Saints to Dolphins .																				
12/02	Bills																								W	21-17				
12/09	Patriots																								W	34-33				
12/16	at Vikings																								L	17-41				
12/23	Jaguars																								L	7-17				
12/30	at Bills																								L	17-42				
2018 TOTALS			0	0	0	0	0	0	0	0	0	0	0	0	0	0	0	0	0	0	0	0	0	0	0	0	0	0	0	12-4

+ - Overtime

2019 GAME-BY-GAME REGULAR SEASON STATISTICS (DOLPHINS/CHIEFS)

DATE	OPPONENT	P/S	TACKLES							INTERCEPTIONS					O. FUMB			ST				MISC				W/L	SCORE		
			TK	S	A	SK	YDS	TFL	YDS	QBH	NO	YDS	LG	TD	PD	FF	FR	YDS	TK	S	A	FF	FR	S	A				
09/08	Ravens	P	0	0	0	0.0	0.0	0	0	0	0	0	0	0	1	0	0	0	0	0	0	0	0	0	0	L	10-59		
09/15	Patriots	P	1	1	0	0.0	0.0	0	0	0	0	0	0	0	0	0	0	0	0	0	0	0	0	0	0	L	0-43		
09/22	at Cowboys	P	3	1	2	0.0	0.0	0	0	0	0	0	0	0	1	0	0	0	0	0	0	0	0	0	0	L	6-31		
09/29	Chargers	P	0	0	0	0.0	0.0	0	0	0	0	0	0	0	0	0	0	0	0	0	0	0	0	0	L	10-30			
10/13	Washington	P	1	0	1	0.0	0.0	0	0	0	0	0	0	0	0	0	0	0	0	0	0	0	0	0	L	16-17			
10/20	at Bills	P	1	1	0	0.0	0.0	0	0	0	0	0	0	0	0	0	0	0	1	1	0	0	0	0	L	21-31			
10/28	at Steelers	P	2	1	1	0.0	0.0	0	0	0	0	0	0	0	0	0	0	0	0	0	0	0	0	0	L	14-27			
11/03	Jets	P	3	2	1	0.0	0.0	0	0	0	0	0	0	0	0	0	0	0	0	0	0	0	0	0	W	26-18			
11/10	at Colts	P	1	1	0	0.0	0.0	0	0	0	0	0	0	0	0	0	0	0	0	0	0	0	0	0	W	16-12			
11/17	Bills	P	0	0	0	0.0	0.0	0	0	0	0	0	0	0	0	0	0	0	0	0	0	0	0	0	L	20-37			
11/24	at Browns	P	0	0	0	0.0	0.0	0	0	0	0	0	0	0	0	0	0	0	0	0	0	0	0	0	L	24-41			
12/01	Eagles	P	0	0	0	0.0	0.0	0	0	0	0	0	0	0	0	0	0	0	0	0	0	0	0	0	W	37-31			
12/08	at Jets																								L	21-22			
										Went from Dolphins to Chiefs .																			
12/15	Broncos																								W	23-3			
12/22	at Bears																								W	26-3			
12/29	Chargers																								W	31-21			
2019 TOTALS		12-0	12	7	5	0.0	0.0	0	0	0	0	1	0	0	0	3	0	0	0	1	1	0	0	0	0	0	0	0	6-10

2019 GAME-BY-GAME POSTSEASON STATISTICS (CHIEFS)

DATE	OPPONENT	P/S	TACKLES							INTERCEPTIONS					O. FUMB			ST				MISC				W/L	SCORE	
			TK	S	A	SK	YDS	TFL	YDS	QBH	NO	YDS	LG	TD	PD	FF	FR	YDS	TK	S	A	FF	FR	S	A			
01/12	Texans																								W	51-31		
01/19	Titans																								W	35-24		
02/02	49ers																								W	31-20		
2019 TOTALS			0	0	0	0.0	0.0	0	0	0	0	0	0	0	0	0	0	0	0	0	0	0	0	0	0	0	0	3-0



DEVAROE LAWRENCE

DEFENSIVE TACKLE #93
AUBURN



2ND YEAR IN THE NFL

2ND YEAR WITH THE CHIEFS

HEIGHT: 6'2"
WEIGHT: 295
DRAFTED: FA-19
BIRTHDAY: 10/13/92

- Second-year defensive tackle enters his second season with the Chiefs in 2020.
- Originally entered the NFL as an undrafted free agent with the Saints in 2017.

Transactions:

Signed to Kansas City's practice squad (11/30/19) ... Released by Cleveland (11/26/19) ... Signed by Cleveland (1/2/19) ... Signed to Cleveland's practice squad (10/6/18) ... Released by Cleveland (10/4/18) ... Traded to Cleveland from New Orleans (9/1/18) ... Originally entered the NFL as an undrafted free agent with New Orleans in 2019.

COLLEGE

Appeared in 28 career games in three seasons for the Auburn Tigers, collecting 45 tackles (23 solo), six tackles for loss and 1.5 sacks ... Appeared in 11 games as a senior in 2016, recording 13 tackles, three TFLs and 1.0 sack ... Played in 13 games in 2015, finishing the season with 31 tackles, two tackles for loss and one half-sack ... Transferred to Auburn from Georgia Military College following the 2012 season ... For GMC, recorded 20 tackles and 4.5 sacks, helping advance the team to the 2012 NJCAA national championship game ... Was named PrepStar JUCO All-American.

PERSONAL

- Attended Carolina High School.
- Received a bachelor's degree in in public administration.
- Hometown: Greenville, South Carolina

DEVAROE LAWRENCE'S NFL REGULAR SEASON DEFENSIVE STATISTICS

DATE	TEAM	GP	GS	TACKLES							INTERCEPTIONS					O. FUMB			ST				MISC			
				TK	S	A	TFL	YDS	SK	YDS	QBH	NO	YDS	LG	TD	PD	FF	FR	YDS	TK	S	A	FF	FR	S	A
2017	Saints	0	0	0	0	0	0	0	0	0.0	0.0	0	0	0	0	0	0	0	0	0	0	0	0	0	0	0
2018	Browns	1	0	0	0	0	0	0	0	0.0	0.0	0	0	0	0	0	0	0	0	0	0	0	0	0	0	0
2019	Browns	11	2	8	4	4	2	7	0.0	0.0	2	1	0	0	0	1	0	1	0	0	0	0	0	0	0	0
Went from Cleveland to Kansas City.																										
2019	Chiefs	0	0	0	0	0	0	0	0	0.0	0.0	0	0	0	0	0	0	0	0	0	0	0	0	0	0	0
2019	TOTAL	11	2	8	4	4	2	7	0.0	0.0	2	1	0	0	0	1	0	1	0	0	0	0	0	0	0	0
NFL TOTALS		12	2	8	4	4	2	7	0.0	0.0	2	1	0	0	0	1	0	1	0	0	0	0	0	0	0	0

DEVAROE LAWRENCE'S NFL POSTSEASON DEFENSIVE STATISTICS

DATE	TEAM	GP	GS	TACKLES							INTERCEPTIONS					O. FUMB			ST				MISC			
				TK	S	A	TFL	YDS	SK	YDS	QBH	NO	YDS	LG	TD	PD	FF	FR	YDS	TK	S	A	FF	FR	S	A
2019	Chiefs	0	0	0	0	0	0	0	0	0.0	0.0	0	0	0	0	0	0	0	0	0	0	0	0	0	0	0
NFL TOTALS		0	0	0	0	0	0	0	0	0.0	0.0	0	0	0	0	0	0	0	0	0	0	0	0	0	0	0

SINGLE-GAME HIGHS: DEFENSIVE

Total Tackles 2 vs. Los Angeles Rams, Sep 22, 2019
 1 vs. Miami Dolphins, Nov 24, 2019
 1 at Denver Broncos, Nov 03, 2019
 1 at New England Patriots, Oct 27, 2019
 ...3 more at 1.

Tackles For Loss 1 at San Francisco 49ers, Oct 07, 2019
 1 at Baltimore Ravens, Sep 29, 2019

Interceptions 1 at Baltimore Ravens, Sep 29, 2019

Passes Defensed 1 at Baltimore Ravens, Sep 29, 2019

Fumble Recoveries 1 vs. Seattle Seahawks, Oct 13, 2019

2017 GAME-BY-GAME REGULAR SEASON STATISTICS (SAINTS)

DATE	OPPONENT	P/S	TACKLES					INTERCEPTIONS					O. FUMB			ST			MISC		W/L	SCORE					
			TK	S	A	SK	YDS	TFL	YDS	QBH	NO	YDS	LG	TD	PD	FF	FR	YDS	TK	S			A	FF	FR	S	A
09/11	at Vikings																								L	19-29	
09/17	Patriots																								L	20-36	
09/24	at Panthers																								W	34-13	
10/01	at Dolphins																								W	20-0	
10/15	Lions																								W	52-38	
10/22	at Packers																								W	26-17	
10/29	Bears																								W	20-12	
11/05	Buccaneers																								W	30-10	
11/12	at Bills																								W	47-10	
11/19	Washington																								W	34-31+	
11/26	at Rams																								L	20-26	
12/03	Panthers																								W	31-21	
12/07	at Falcons																								L	17-20	
12/17	Jets																								W	31-19	
12/24	Falcons																								W	23-13	
12/31	at Buccaneers																								L	24-31	
2017 TOTALS																											11-5

+ - Overtime

2018 GAME-BY-GAME REGULAR SEASON STATISTICS (BROWNS)

DATE	OPPONENT	P/S	TACKLES					INTERCEPTIONS					O. FUMB			ST			MISC		W/L	SCORE					
			TK	S	A	SK	YDS	TFL	YDS	QBH	NO	YDS	LG	TD	PD	FF	FR	YDS	TK	S			A	FF	FR	S	A
09/09	Steelers	P	0	0	0	0.0	0.0	0	0	0	0	0	0	0	0	0	0	0	0	0	0	0	0	0	L	21-21	
09/16	at Saints																								L	18-21	
09/20	Jets																								W	21-17	
09/30	at Raiders																								L	42-45+	
10/07	Ravens																								W	12-9+	
10/14	Chargers																								L	14-38	
10/21	at Buccaneers																								L	23-26+	
10/28	at Steelers																								L	18-33	
11/04	Chiefs																								L	21-37	
11/11	Falcons																								W	28-16	
11/25	at Bengals																								W	35-20	
12/02	at Texans																								L	13-29	
12/09	Panthers																								W	26-20	
12/15	at Broncos																								W	17-16	
12/23	Bengals																								W	26-18	
12/30	at Ravens																								L	24-26	
2018 TOTALS			1-0																								7-9

+ - Overtime

2019 GAME-BY-GAME REGULAR SEASON STATISTICS (BROWNS/CHIEFS)

DATE	OPPONENT	P/S	TACKLES						INTERCEPTIONS				O. FUMB			ST				MISC		W/L	SCORE			
			TK	S	A	SK	YDS	TFL	YDS	QBH	NO	YDS	LG	TD	PD	FF	FR	YDS	TK	S	A			FF	FR	S
09/08	Titans	P	0	0	0	0.0	0.0	0	0	0	0	0	0	0	0	0	0	0	0	0	0	0	0	0	L	13-43
09/16	at Jets	P	0	0	0	0.0	0.0	0	0	0	0	0	0	0	0	0	0	0	0	0	0	0	0	0	W	23-3
09/22	Rams	P	2	1	1	0.0	0.0	0	0	0	0	0	0	0	0	0	0	0	0	0	0	0	0	0	L	13-20
09/29	at Ravens	P	1	1	0	0.0	0.0	1	3	1	1	0	0	0	1	0	0	0	0	0	0	0	0	0	W	40-25
10/07	at 49ers	P	1	1	0	0.0	0.0	1	4	0	0	0	0	0	0	0	0	0	0	0	0	0	0	0	L	3-31
10/13	Seahawks	P	1	0	1	0.0	0.0	0	0	0	0	0	0	0	0	1	0	0	0	0	0	0	0	0	L	28-32
10/27	at Patriots	P	1	0	1	0.0	0.0	0	0	0	0	0	0	0	0	0	0	0	0	0	0	0	0	0	L	13-27
11/03	at Broncos	P	1	0	1	0.0	0.0	0	0	1	0	0	0	0	0	0	0	0	0	0	0	0	0	0	L	19-24
11/10	Bills	P	0	0	0	0.0	0.0	0	0	0	0	0	0	0	0	0	0	0	0	0	0	0	0	0	W	19-16
11/14	Steelers	S	0	0	0	0.0	0.0	0	0	0	0	0	0	0	0	0	0	0	0	0	0	0	0	0	W	21-7
11/24	Dolphins	S	1	1	0	0.0	0.0	0	0	0	0	0	0	0	0	0	0	0	0	0	0	0	0	0	W	41-24
Went from Browns to Chiefs .																										
12/01	Raiders																								W	40-9
12/08	at Patriots																								W	23-16
12/15	Broncos																								W	23-3
12/22	at Bears																								W	26-3
12/29	Chargers																								W	31-21
2019 TOTALS		11-2	8	4	4	0.0	0.0	2	7	2	1	0	0	0	1	0	1	0	0	0	0	0	0	0	10-6	

2019 GAME-BY-GAME POSTSEASON STATISTICS (CHIEFS)

DATE	OPPONENT	P/S	TACKLES						INTERCEPTIONS				O. FUMB			ST				MISC		W/L	SCORE			
			TK	S	A	SK	YDS	TFL	YDS	QBH	NO	YDS	LG	TD	PD	FF	FR	YDS	TK	S	A			FF	FR	S
01/12	Texans																								W	51-31
01/19	Titans																								W	35-24
02/02	49ers																								W	31-20
2019 TOTALS			0	0	0	0.0	0.0	0	0	0	0	0	0	0	0	0	0	0	0	0	0	0	0	0	3-0	




KALIJA LIPSCOMB

WIDE RECEIVER #19
VANDERBILT

ROOKIE

HEIGHT: 6'1"
WEIGHT: 201
DRAFTED: CFA-20
BIRTHDAY: 10/6/97



👁️ Rookie wide receiver enters his first season with the Chiefs in 2020.

👁️ Originally entered the NFL as an undrafted free agent with the Chiefs in 2020.

Transactions:

Originally entered the NFL as an undrafted free agent with Kansas City in 2020.

COLLEGE

Appeared in 48 games (25 starts) at Vanderbilt ... His 2,356 career-receiving yards, rank eighth all-time at Vanderbilt, his 198 catches in career, ranking fifth all-time at Vanderbilt while his 22 touchdown catches tied for second all-time at Vanderbilt ... As a senior, topped team with 47 receptions and 511 receiving yards ... As a junior, recorded a SEC-best 87 receptions ... One of six true freshmen to see action in 2016.


PERSONAL

- 👁️ Prepped at Jesuit High School where he recorded 130 receptions and 2,300 receiving yards as three-year starter.
- 👁️ Named 2015 all-state, 2015 all-metro, 2015 all-conference, 2014 all-state, 2014 all-metro and 2014 all-conference
- 👁️ First name pronounced: kuh-lie-JUH
- 👁️ Hometown: New Orleans, La.



PATRICK MAHOMES

QUARTERBACK #15
TEXAS TECH



4TH YEAR IN THE NFL

4TH YEAR WITH THE CHIEFS

HEIGHT: 6'3"
WEIGHT: 230
DRAFTED: D1-17
BIRTHDAY: 9/17/95

- Fourth-year quarterback enters his fourth season with the Chiefs in 2020.
- At 24 years and 138 days, Mahomes became the third-youngest player and youngest quarterback in NFL history to be named Super Bowl MVP. He is also the youngest player to ever win a league MVP and a Super Bowl title.
- Ranks first in career postseason passing touchdowns (13) and second in career postseason passing yards (1,474) in franchise history.
- Logged 9,238 passing yards and 75 touchdown passes in his first 30 career games, making him the fastest quarterback in NFL history to reach the milestones of 9,000+ career passing yards and 75+ passing touchdowns.
- Threw 26 touchdown passes and 2,810 yards through Week 8 of the 2018 season, the most passing touchdowns and passing yards in a player's first nine career games in the Super Bowl era.
- Threw 29 touchdown passes in his first 10 career NFL games, more TD throws than any QB in NFL history in their first 10 games.
- Recorded longest touchdown pass of his career (89 yards) in Week 17 vs. Oakland (12/30/18).
- Made his NFL debut and first start during the Chiefs 2017 regular season finale against the Broncos (12/31) and completed 22 of 35 passes (62.9%) for 284 yards. His 284 passing yards are the second-most by a rookie passer in a single-game in franchise history. He added seven carries for 10 yards.
- Originally entered the NFL as the 10th overall pick in the first round of the 2017 NFL Draft by Kansas City.
- The Chiefs traded the No. 27 overall pick, a third-round pick and their 2018 first-round selection to the Buffalo Bills in order to move up to the No. 10 spot where they selected Mahomes.

Career Highlights:

- In the AFC Championship Game against Tennessee (1/19/20) became the first player in Chiefs franchise history to ever record multiple passing touchdowns and a rushing touchdown (three passing, one rushing) in a postseason game.
- Became the first player in NFL history to record 300+ pass yards, five+ pass touchdowns and 50+ rushing yards in a playoff game in the AFC Divisional Round against Houston (1/12/20).
- Threw five touchdown passes in the 2020 AFC Divisional Round, the most in a single-game in Chiefs postseason history and tied for the fourth-most in NFL

- history. Four of his five touchdowns came in the second quarter, making him just the second player in NFL postseason history (QB Doug Williams in Super Bowl XXII) with four passing touchdowns in a single quarter.
- Logged his 17th-career 300+ passing yard game in Week 15 against Denver (12/15/19), tying Pro Football Hall of Fame QB Kurt Warner (17) for second-most 300+ yard passing games in a quarterback's first three seasons in NFL history. His 17-career 300+ yard games are the second-most in franchise history behind QB Trent Green (24).
- Became the fastest QB to reach 70 passing touchdowns in 27 career games, passing Dan Marino (29 games) during the Week 12 game against Oakland (12/1/19).
- Recorded 1,831 passing yards with no interceptions in the first five games of the 2019 season, passing Peyton Manning (1,744 passing yards in 2013) for the most passing yards without an interception to begin a season in NFL history.
- Threw for 278 yards in the second quarter in Week 2 at Oakland (9/15/19), the second-most passing yards in any single quarter in a game in NFL history, trailing only New Orleans QB Drew Brees who threw for 294 yards in the fourth quarter at Atlanta on Nov. 9, 2008.
- During the 2018 season became just the second quarterback (QB Peyton Manning in 2013) in NFL history to throw for 50 touchdowns and 5,000 passing yards in a single-season.
- Became the fastest player to 4,000 career passing yards by accomplishing the feat in just 13 career games.
- In his first season as the full-time starter broke the Chiefs single-season passing touchdown record, passing Len Dawson with 31 touchdown passes through Week 10 of the 2018 season. Finished the 2018 season with 50 touchdown passes, tied for the second-most in a single season in NFL history with QB Tom Brady (50 in 2007).
- Recorded six touchdown passes against the Steelers (9/16/18), tying Chiefs QB Len Dawson for most touchdown passes in one game in team history.
- First quarterback in Chiefs history to throw for 300+ yards in eight consecutive games.

Honor

- Named Most Valuable Player of Super Bowl LIV after completing 26-of-42 passes for 286 yards with three total touchdowns (two passing, one rushing) in the come-from-behind victory over San Francisco.
- Named to the Pro Bowl for the second-consecutive year following the 2019 season.

- Named AFC Offensive Player of Month for September after starting the 2019 season with the league-lead in touchdown passes (10) and 1,510 passing yards, the third-most in NFL history through four games.
- Named AFC Offensive Player of Week following Week 2 of the 2019 season, where he threw four touchdowns, completed 30-of-44 passes for 443 yards against the Oakland Raiders, marking his second-highest yardage total in a single game.
- Won the ESPY for the Best NFL Player in ESPN's annual awards show in July of 2019.
- Awarded the National Football League's Most Valuable Player for 2018 season.
- Named 2018 FedEx Air Player of the year.
- Three-Time Fedex Air Player of the Week in 2018

season (Weeks 2, 7 and 8).

- Earned back-to-back AFC Offensive Player of the Week honors after his debut against the Chargers (9/9) where he completed 15 of 27 passes (55.5%) for 256 yards and four touchdowns and in Week 2 against the Steelers (9/16), completing 26 of 28 passes for 326 yards and six touchdowns.
- 2018 AFC Player of the Month for September.
- 2019 Pro Bowl Selection.
- Named the 2018 Offensive Player of the Year by AP, PFWA, SI and the 101 Awards.

Transactions:

Re-signed with Kansas City (7/6/20) ... Originally entered the NFL as a first-round pick (10th overall) by the Kansas City Chiefs in the 2017 NFL Draft.

COLLEGE

A three-year starter at Texas Tech, Mahomes finished his Red Raider career with 857 completions on 1,349 attempts (63.5 pct.) ... Totaled 11,252 yards, 93 touchdowns, and 845 rushing yards ... Began his career by starting the Red Raiders final four games as a true freshman, passing for 1,547 yards and 16 touchdowns with a 56.8 completion percentage with one of those games being a 598-yard, six-touchdown effort against a top-10 team in Baylor ... Gathered honorable mention All-Big 12 notice as a freshman in 2014 and was additionally honored in 2015 after starting every game and leading the FBS with 393 yards of total offense per game (totaled 4,653 yards, 36 TDs, 15 INTs, 63.5 completion percentage) ... Was a second-team all-conference pick in his final season at Tech in 2016, leading the FBS with 421 passing yards per game (5,052 total, 41 TDs, 10 INTs, 65.7 completion percentage) ... Set a (then) NCAA record with 819 yards of total offense, while also tying the NCAA mark for passing yards with 734 vs. No. 16 Oklahoma on Oct. 23.

PERSONAL

- Attended Whitehouse (Texas) High School where he earned several honors: MaxPreps 2013-14 National Male Athlete of the Year, 2013 Texas Associated Press Sports Editors High School Football Player of the Year, Associated Press Class 4A Offensive Player of the Year and All-East Texas Most Valuable Player.
- A three-sport star as a prep, Mahomes also lettered in basketball and baseball, where he was selected by the Detroit Tigers in the 2014 Major League Baseball First-Year Player Draft in the 37th Round (No. 1,120 overall selection).
- Father, Pat, pitched 11 years in Major League Baseball with six organizations, including five years with the Minnesota Twins.
- Studied marketing at Texas Tech.
- In 2019, founded the 15 and Mahomies Foundation which is dedicated to improving the lives of children. The Foundation will support initiatives that focus on health, wellness, communities in need of resources and other charitable causes.
- Hometown: Tyler, Texas.

PATRICK MAHOMES' NFL REGULAR SEASON PASSING STATISTICS

DATE	TEAM	GP	GS	ATT.	CMP.	PCT.	YDS	AVG.	TD	INT.	LG	SK	LST	RATE
2017	Chiefs	1	1	35	22	62.9	284	8.1	0	1	51	2	15	76.4
2018	Chiefs	16	16	580	383	66.0	5,097	8.8	50	12	89t	26	171	113.8
2019	Chiefs	14	14	484	319	65.9	4,031	8.3	26	5	83t	17	127	105.3
TOTALS		31	31	1,099	724	65.9	9,412	8.6	76	18	89t	45	313	108.9

PATRICK MAHOMES' NFL POSTSEASON PASSING STATISTICS

DATE	TEAM	GP	GS	ATT.	CMP.	PCT.	YDS	AVG.	TD	INT.	LG	SK	LST	RATE
2017	Chiefs	0	0	0	0	0.0	0	0.0	0	0	0	0	0	0.0
2018	Chiefs	2	2	72	43	59.7	573	8.0	3	0	54	8	71	98.9
2019	Chiefs	3	3	112	72	64.3	901	8.0	10	2	60t	6	20	111.5
TOTALS		5	5	184	115	62.5	1,474	8.0	13	2	60t	14	91	106.6

PATRICK MAHOMES' NFL REGULAR SEASON RUSHING STATISTICS

DATE	TEAM	NO.	YDS.	AVG.	LG	TD
2017	Chiefs	7	10	1.4	5	0
2018	Chiefs	60	272	4.5	28	2
2019	Chiefs	43	218	5.1	25	2
TOTALS		110	500	4.5	28	4

PATRICK MAHOMES' NFL POSTSEASON RUSHING STATISTICS

DATE	TEAM	NO.	YDS.	AVG.	LG	TD
2017	Chiefs	0	0	0.0	0	0
2018	Chiefs	5	19	3.8	9	1
2019	Chiefs	24	136	5.7	27t	2
TOTALS		29	155	5.3	27t	3

SINGLE-GAME HIGHS: QUARTERBACK

Pass Attempts	53 vs. Baltimore Ravens, Dec 09, 2018 50 at Tennessee Titans, Nov 10, 2019 46 at Los Angeles Rams, Nov 19, 2018 45 at Denver Broncos, Oct 01, 2018 44 at Oakland Raiders, Sep 15, 2019	Passer Rating	154.8 at Pittsburgh Steelers, Sep 16, 2018 143.2 at Jacksonville Jaguars, Sep 08, 2019 132 vs. Baltimore Ravens, Sep 22, 2019 131.2 at Oakland Raiders, Sep 15, 2019 129 at Cleveland Browns, Nov 04, 2018
Pass Completions	36 at Tennessee Titans, Nov 10, 2019 35 vs. Baltimore Ravens, Dec 09, 2018 33 at Los Angeles Rams, Nov 19, 2018 30 at Oakland Raiders, Sep 15, 2019 28 vs. Cincinnati Bengals, Oct 21, 2018 ...1 more at 28.	Rush Attempts	9 at Oakland Raiders, Dec 02, 2018 7 vs. Los Angeles Chargers, Dec 29, 2019 7 at Denver Broncos, Dec 31, 2017 6 at New England Patriots, Dec 08, 2019 6 at Detroit Lions, Sep 29, 2019 ...1 more at 6.
Yards Passing	478 at Los Angeles Rams, Nov 19, 2018 446 at Tennessee Titans, Nov 10, 2019 443 at Oakland Raiders, Sep 15, 2019 378 at Jacksonville Jaguars, Sep 08, 2019 377 vs. Baltimore Ravens, Dec 09, 2018	Rushing Yards	59 at Los Angeles Chargers, Nov 18, 2019 54 at Detroit Lions, Sep 29, 2019 52 at Oakland Raiders, Dec 02, 2018 45 vs. Cincinnati Bengals, Oct 21, 2018 33 at Seattle Seahawks, Dec 23, 2018
TD Passes	6 at Los Angeles Rams, Nov 19, 2018 6 at Pittsburgh Steelers, Sep 16, 2018 4 at Oakland Raiders, Sep 15, 2019 4 at Oakland Raiders, Dec 02, 2018 ...4 more at 4.	Longest Runs	28 at Oakland Raiders, Dec 02, 2018 25 at Detroit Lions, Sep 29, 2019 24 at Los Angeles Chargers, Nov 18, 2019 23 vs. Cincinnati Bengals, Oct 21, 2018 22 at Seattle Seahawks, Dec 23, 2018
Long Passes	89t vs. Oakland Raiders, Dec 30, 2018 83t vs. Baltimore Ravens, Sep 22, 2019 75t at New England Patriots, Oct 14, 2018 73t at Los Angeles Rams, Nov 19, 2018 68t at Jacksonville Jaguars, Sep 08, 2019	Rushing TDs	1 at Chicago Bears, Dec 22, 2019 1 vs. Oakland Raiders, Dec 01, 2019 1 vs. Jacksonville Jaguars, Oct 07, 2018 ...1 more at 1.
Completion Percentage	82.1 at Pittsburgh Steelers, Sep 16, 2018 79.4 vs. Denver Broncos, Dec 15, 2019 75.8 at Jacksonville Jaguars, Sep 08, 2019 75.0 vs. Arizona Cardinals, Nov 11, 2018 73.0 vs. Baltimore Ravens, Sep 22, 2019		

SINGLE-GAME HIGHS - POSTSEASON: QUARTERBACK

Pass Attempts	42 vs. San Francisco 49ers, Feb 02, 2020 41 vs. Indianapolis Colts, Jan 12, 2019 35 vs. Tennessee Titans, Jan 19, 2020 35 vs. Houston Texans, Jan 12, 2020 31 vs. New England Patriots, Jan 20, 2019	Passer Rating	134.6 vs. Houston Texans, Jan 12, 2020 120.4 vs. Tennessee Titans, Jan 19, 2020 117 vs. New England Patriots, Jan 20, 2019 85.2 vs. Indianapolis Colts, Jan 12, 2019 78.1 vs. San Francisco 49ers, Feb 02, 2020
Pass Completions	27 vs. Indianapolis Colts, Jan 12, 2019 26 vs. San Francisco 49ers, Feb 02, 2020 23 vs. Tennessee Titans, Jan 19, 2020 23 vs. Houston Texans, Jan 12, 2020 16 vs. New England Patriots, Jan 20, 2019	Rush Attempts	9 vs. San Francisco 49ers, Feb 02, 2020 8 vs. Tennessee Titans, Jan 19, 2020 7 vs. Houston Texans, Jan 12, 2020 3 vs. Indianapolis Colts, Jan 12, 2019 2 vs. New England Patriots, Jan 20, 2019
Yards Passing	321 vs. Houston Texans, Jan 12, 2020 295 vs. New England Patriots, Jan 20, 2019 294 vs. Tennessee Titans, Jan 19, 2020 286 vs. San Francisco 49ers, Feb 02, 2020 278 vs. Indianapolis Colts, Jan 12, 2019	Rushing Yards	53 vs. Tennessee Titans, Jan 19, 2020 53 vs. Houston Texans, Jan 12, 2020 29 vs. San Francisco 49ers, Feb 02, 2020 11 vs. New England Patriots, Jan 20, 2019 8 vs. Indianapolis Colts, Jan 12, 2019
TD Passes	5 vs. Houston Texans, Jan 12, 2020 3 vs. Tennessee Titans, Jan 19, 2020 3 vs. New England Patriots, Jan 20, 2019 2 vs. San Francisco 49ers, Feb 02, 2020	Longest Runs	27t vs. Tennessee Titans, Jan 19, 2020 21 vs. Houston Texans, Jan 12, 2020 14 vs. Houston Texans, Jan 12, 2020 14 vs. Houston Texans, Jan 12, 2020 13 vs. San Francisco 49ers, Feb 02, 2020
Long Passes	60t vs. Tennessee Titans, Jan 19, 2020 54 vs. New England Patriots, Jan 20, 2019 48 vs. Houston Texans, Jan 12, 2020 46 vs. New England Patriots, Jan 20, 2019 44 vs. San Francisco 49ers, Feb 02, 2020	Rushing TDs	1 vs. San Francisco 49ers, Feb 02, 2020 1 vs. Tennessee Titans, Jan 19, 2020 1 vs. Indianapolis Colts, Jan 12, 2019
Completion Percentage	65.9 vs. Indianapolis Colts, Jan 12, 2019 65.7 vs. Tennessee Titans, Jan 19, 2020 65.7 vs. Houston Texans, Jan 12, 2020 61.9 vs. San Francisco 49ers, Feb 02, 2020 51.6 vs. New England Patriots, Jan 20, 2019		

300-YARD PASSING GAMES (17): REGULAR SEASON

DATE	TEAM	NO.	YDS.	AVG.	LG	TD
09/16/18	at Steelers	23	326	14.2	40	6
09/23/18	49ERS	24	314	13.1	42	3
10/01/18	at Broncos	28	304	10.9	35	1
10/07/18	JAGUARS	22	313	14.2	40	0
10/14/18	at Patriots	23	352	15.3	75t	4
10/21/18	BENGALS	28	358	12.8	50	4
10/28/18	BRONCOS	24	303	12.6	40	4
11/04/18	at Browns	23	375	16.3	50t	3
11/19/18	at Rams	33	478	14.5	73t	6
12/09/18	RAVENS	35	377	10.8	48	2
09/08/19	at Jaguars	25	378	15.1	68t	3
09/15/19	at Raiders	30	443	14.8	44t	4
09/22/19	RAVENS	27	374	13.9	83t	3
09/29/19	at Lions	24	315	13.1	33	0
10/06/19	COLTS	22	321	14.6	31	1
11/10/19	at Titans	36	446	12.4	63t	3
12/15/19	BRONCOS	27	340	12.6	41t	2

300-YARD PASSING GAMES (1): POSTSEASON

DATE	TEAM	NO.	YDS.	AVG.	LG	TD
01/12/20	TEXANS	23	321	14.0	48	5

2017 GAME-BY-GAME REGULAR SEASON STATISTICS (CHIEFS)

DATE	OPPONENT	P/S	PASSING										RUSHING				W/L	SCORE		
			ATT	CMP	YDS	PCT	Y/A	Y/C	TD	INT	LG	SK/YD	RATE	ATT	YDS	LG			TD	
09/07	at Patriots																		W	42-27
09/17	Eagles																		W	27-20
09/24	at Chargers																		W	24-10
10/02	Washington																		W	29-20
10/08	at Texans																		W	42-34
10/15	Steelers																		L	13-19
10/19	at Raiders																		L	30-31
10/30	Broncos																		W	29-19
11/05	at Cowboys																		L	17-28
11/19	at Giants																		L	9-12+
11/26	Bills																		L	10-16
12/03	at Jets																		L	31-38
12/10	Raiders																		W	26-15
12/16	Chargers																		W	30-13
12/24	Dolphins																		W	29-13
12/31	at Broncos	S	35	22	284	62.9	8.1	12.9	0	1	51	2/15	76.4	7	10	5	0	W	27-24	
2017 TOTALS		1-1	35	22	284	62.9	8.1	12.9	0	1	51	2/15	76.4	7	10	5	0	10-6		

+ - Overtime

2018 GAME-BY-GAME REGULAR SEASON STATISTICS (CHIEFS)

DATE	OPPONENT	P/S	PASSING										RUSHING				W/L	SCORE		
			ATT	CMP	YDS	PCT	Y/A	Y/C	TD	INT	LG	SK/YD	RATE	ATT	YDS	LG			TD	
09/09	at Chargers	S	27	15	256	55.6	9.5	17.1	4	0	58t	1/0	127.5	5	21	8	0	W	38-28	
09/16	at Steelers	S	28	23	326	82.1	11.6	14.2	6	0	40	1/4	154.8	5	18	10	0	W	42-37	
09/23	49ers	S	38	24	314	63.2	8.3	13.1	3	0	42	2/7	115.5	5	7	7	0	W	38-27	
10/01	at Broncos	S	45	28	304	62.2	6.8	10.9	1	0	35	1/0	89.5	3	7	8t	1	W	27-23	
10/07	Jaguars	S	38	22	313	57.9	8.2	14.2	0	2	40	1/15	62.7	4	13	11	1	W	30-14	
10/14	at Patriots	S	36	23	352	63.9	9.8	15.3	4	2	75t	0/0	110.0	2	9	6	0	L	40-43	
10/21	Bengals	S	39	28	358	71.8	9.2	12.8	4	1	50	2/5	123.7	4	45	23	0	W	45-10	
10/28	Broncos	S	34	24	303	70.6	8.9	12.6	4	1	40	2/12	125.0	2	-1	1	0	W	30-23	
11/04	at Browns	S	32	23	375	71.9	11.7	16.3	3	1	50t	2/15	129.0	2	18	15	0	W	37-21	
11/11	Cardinals	S	28	21	249	75.0	8.9	11.9	2	0	38	5/37	125.4	4	21	14	0	W	26-14	
11/19	at Rams	S	46	33	478	71.7	10.4	14.5	6	3	73t	3/30	117.6	6	28	7	0	L	51-54	
12/02	at Raiders	S	38	23	295	60.5	7.8	12.8	4	0	38	0/0	120.0	9	52	28	0	W	40-33	
12/09	Ravens	S	53	35	377	66.0	7.1	10.8	2	1	48	3/29	91.5	2	-3	2	0	W	27-24+	
12/13	Chargers	S	34	24	243	70.6	7.1	10.1	2	0	33	2/9	110.3	2	3	2	0	L	28-29	
12/23	at Seahawks	S	40	23	273	57.5	6.8	11.9	3	0	32	1/8	103.4	3	33	22	0	L	31-38	
12/30	Raiders	S	24	14	281	58.3	11.7	20.1	2	1	89t	0/0	109.9	2	1	2	0	W	35-3	
2018 TOTALS		16-16	580	383	5,097	66.0	8.8	13.3	50	12	89t	26/171	113.8	60	272	28	2	12-4		

+ - Overtime

2019 GAME-BY-GAME REGULAR SEASON STATISTICS (CHIEFS)

DATE	OPPONENT	P/S	PASSING										RUSHING				W/L	SCORE		
			ATT	CMP	YDS	PCT	Y/A	Y/C	TD	INT	LG	SK/YD	RATE	ATT	YDS	LG			TD	
09/08	at Jaguars	S	33	25	378	75.8	11.5	15.1	3	0	68t	0/0	143.2	1	2	2	0	W	40-26	
09/15	at Raiders	S	44	30	443	68.2	10.1	14.8	4	0	44t	2/7	131.2	1	-1	-1	0	W	28-10	
09/22	Ravens	S	37	27	374	73.0	10.1	13.9	3	0	83t	1/11	132.0	4	9	11	0	W	33-28	
09/29	at Lions	S	42	24	315	57.1	7.5	13.1	0	0	33	0/0	81.0	6	54	25	0	W	34-30	
10/06	Colts	S	39	22	321	56.4	8.2	14.6	1	0	31	4/33	91.9	3	17	14	0	L	13-19	
10/13	Texans	S	35	19	273	54.3	7.8	14.4	3	1	52	1/17	96.5	1	-1	-1	0	L	24-31	
10/17	at Broncos	S	11	10	76	90.9	6.9	7.6	1	0	21t	0/0	125.8	1	2	2	0	W	30-6	
10/27	Packers																		L	24-31
11/03	Vikings																		W	26-23
11/10	at Titans	S	50	36	446	72.0	8.9	12.4	3	0	63t	2/13	119.2	0	0	0	0	L	32-35	
11/18	at Chargers	S	32	19	182	59.4	5.7	9.6	1	1	31	1/2	72.7	5	59	24	0	W	24-17	
12/01	Raiders	S	29	15	175	51.7	6.0	11.7	1	0	47	1/12	81.8	3	25	13t	1	W	40-9	
12/08	at Patriots	S	40	26	283	65.0	7.1	10.9	1	1	48t	1/12	83.6	6	6	5	0	W	23-16	
12/15	Broncos	S	34	27	340	79.4	10.0	12.6	2	1	41t	3/13	115.7	3	11	7	0	W	23-3	
12/22	at Bears	S	33	23	251	69.7	7.6	10.9	2	0	19	1/7	112.1	2	14	12t	1	W	26-3	
12/29	Chargers	S	25	16	174	64.0	7.0	10.9	1	1	47	0/0	81.1	7	21	11	0	W	31-21	
2019 TOTALS		14-14	484	319	4,031	65.9	8.3	12.6	26	5	83t	17/127	105.3	43	218	25	2	12-4		

2017 GAME-BY-GAME POSTSEASON STATISTICS (CHIEFS)

DATE	OPPONENT	P/S	PASSING										RUSHING				W/L	SCORE			
			ATT	CMP	YDS	PCT	Y/A	Y/C	TD	INT	LG	SK/YD	RATE	ATT	YDS	LG			TD		
01/06	Titans																		L	21-22	
2017 TOTALS		0-0	0	0	0	0.0	0.0	0.0	0	0	0	0/0	0.0	0	0	0	0	0	0-1		

2018 GAME-BY-GAME POSTSEASON STATISTICS (CHIEFS)

DATE	OPPONENT	P/S	PASSING											RUSHING				W/L	SCORE
			ATT	CMP	YDS	PCT	Y/A	Y/C	TD	INT	LG	SK/YD	RATE	ATT	YDS	LG	TD		
01/12	Colts	S	41	27	278	65.9	6.8	10.3	0	0	34	4/25	85.2	3	8	4t	1	W	31-13
01/20	Patriots	S	31	16	295	51.6	9.5	18.4	3	0	54	4/46	117.0	2	11	9	0	L	31-37+
2018 TOTALS		2-2	72	43	573	59.7	8.0	13.3	3	0	54	8/71	98.9	5	19	9	1	1-1	

+ - Overtime

2019 GAME-BY-GAME POSTSEASON STATISTICS (CHIEFS)

DATE	OPPONENT	P/S	PASSING											RUSHING				W/L	SCORE
			ATT	CMP	YDS	PCT	Y/A	Y/C	TD	INT	LG	SK/YD	RATE	ATT	YDS	LG	TD		
01/12	Texans	S	35	23	321	65.7	9.2	14.0	5	0	48	0/0	134.6	7	53	21	0	W	51-31
01/19	Titans	S	36	23	294	63.9	8.2	12.8	3	0	60t	2/2	117.1	7	54	27t	1	W	35-24
02/02	49ers	S	41	26	286	63.4	7.0	11.0	2	2	44	4/18	79.9	10	29	13	1	W	31-20
2019 TOTALS		3-3	112	72	901	64.3	8.0	12.5	10	2	60t	6/20	111.5	24	136	27t	2	3-0	



TYRANN MATHIEU

SAFETY #32
LSU

8TH YEAR IN THE NFL

2ND YEAR WITH THE CHIEFS

HEIGHT: 5'9"
WEIGHT: 190
DRAFTED: UFA-19
BIRTHDAY: 5/13/92



- 🏈 Eighth-year safety enters his eighth season with the Chiefs in 2020.
- 🏈 Logged his first sack in a Chiefs uniform vs. Detroit (9/29/19), taking down QB Matthew Stafford.
- 🏈 Recorded his first interception in a Chiefs uniform against the Indianapolis Colts (10/6/19), picking off QB Jacoby Brissett.
- 🏈 During the 2018 season, matched his career high with 89 total tackles (70 solo), a career-high 3.0 sacks, two interceptions, eight passes defended, four quarterback hits, five tackles for loss and one fumble recovery with the Houston Texans.
- 🏈 Made his NFL debut with Arizona at St. Louis (9/8/18) where he led all Cardinals defensive backs with five solo tackles and forced a fumble in the first quarter to save a touchdown.

Honors:

- 🏈 Named the Chiefs 2019 Derrick Thomas Most Valuable Player.
- 🏈 Named first-team AP All-Pro as a defensive back and second-team AP All-Pro as a safety following the 2019 season.
- 🏈 Named AFC Defensive Player of Month for December of 2019 season. Mathieu tallied 25 tackles, six passes defended, two interceptions and a sack through five

December contests, helping the Chiefs hold the opposition to the fewest points in the NFL during that span and tally a perfect 5-0 record.

- 🏈 Earned his first Pro Bowl nomination following the 2015 season.
- 🏈 Named to AP's All-Pro Team and the PFW/PFWA All-NFL Team in 2015.
- 🏈 Awarded the NFC Defensive Player of the Month for November during the 2015 season.
- 🏈 Named NFC Defensive Player of the Week following Week 3 of the 2015 season when he intercepted San Francisco QB Colin Kaepernick twice, returning one 33 yards for a touchdown, adding five solo tackles, one tackle for loss and a team-leading two passes defended.
- 🏈 Named to the PFW/PFWA All-Rookie Team following his rookie year in 2013.
- 🏈 Awarded the NFL Defensive Rookie of the Month for October during the 2013 season.

Transactions:

Signed by Kansas City (3/14/19) ... Signed by Houston (3/16/18) ... Released by Arizona (3/14/18) ... Re-signed by Arizona (8/2/16) ... Originally entered the NFL as a third-round pick (69th overall) by the Arizona Cardinals in the 2013 NFL Draft.

COLLEGE

Appeared in 26 games (14 starts) at LSU, registering 133 tackles (93 solo) with 16 tackles for loss, 16 pass breakups, 11 forced fumbles, eight fumble recoveries, four interceptions, 4.0 sacks and two defensive touchdowns ... His 11 forced fumbles are the most in program history by a wide margin and are tied for the most in SEC history ... As a sophomore, earned 2011 National Defensive Player of the Year honors, was a unanimous first-team All-American and recipient of the Bednarik Award ... Became the first defensive back to be invited to the Heisman Trophy ceremony in New York since Charles Woodson of Michigan in 1997 ... Finished fifth in the 2011 Heisman Trophy voting with 327 total points and 34 first-place votes.

PERSONAL

- 🏈 Attended St. Augustine High School.
- 🏈 Recorded 32 tackles, five interceptions, 1.0 sack and one fumble recovery as a senior.
- 🏈 Named to the New Orleans Times-Picayune 2010 Blue-Chip List, the Baton Rouge Advocate Super Dozen and the Mobile Press Register Super Southeast 120 and was also a SuperPrep All-American.
- 🏈 Majored in sports administration at LSU.
- 🏈 Made a \$1 million donation to LSU for the Football Operations Center nicknamed "Honey Badger" and to establish a scholarship at the university.
- 🏈 Hometown: New Orleans.
- 🏈 Name pronounced: TY-run MATH-you.

TYRANN MATHIEU'S NFL REGULAR SEASON DEFENSIVE STATISTICS

DATE	TEAM	GP	GS	TACKLES								INTERCEPTIONS					O. FUMB			ST				MISC		
				TK	S	A	TFL	YDS	SK	YDS	QBH	NO	YDS	LG	TD	PD	FF	FR	YDS	TK	S	A	FF	FR	S	A
2013	Cardinals	13	11	67	64	3	6	19	1.0	10.0	3	2	7	7	0	9	1	0	0	1	1	0	0	0	0	0
2014	Cardinals	13	6	38	35	3	2	5	0.0	0.0	4	1	9	9	0	4	0	1	9	0	0	0	0	0	0	
2015	Cardinals	14	14	89	80	9	11	26	1.0	9.0	3	5	92	33t	1	17	1	0	0	0	0	0	0	0	0	
2016	Cardinals	10	10	35	33	2	3	17	1.0	11.0	1	1	9	5	0	4	1	0	0	0	0	0	0	0	0	
2017	Cardinals	16	16	74	66	8	6	14	1.0	3.0	4	2	16	15	0	7	1	0	0	4	4	0	0	0	0	
2018	Texans	16	16	89	70	19	5	25	3.0	20.0	4	2	6	6	0	8	0	1	10	0	0	0	0	0	0	
2019	Chiefs	16	16	75	63	12	3	24	2.0	14.0	2	4	70	35	0	12	0	0	0	0	0	0	0	0	0	
NFL TOTALS		98	89	467	411	56	36	130	9.0	67.0	21	17	209	35	1	61	4	2	19	5	5	0	0	0	0	

TYRANN MATHIEU'S NFL POSTSEASON DEFENSIVE STATISTICS

DATE	TEAM	GP	GS	TACKLES								INTERCEPTIONS					O. FUMB			ST				MISC	
				TK	S	A	TFL	YDS	SK	YDS	QBH	NO	YDS	LG	TD	PD	FF	FR	YDS	TK	S	A	FF	FR	S
2014	Cardinals	1	0	1	1	0	0	0	0.0	0.0	0	0	0	0	0	0	0	0	0	0	0	0	0	0	0
2018	Texans	1	1	8	8	0	0	0	0.0	0.0	0	0	0	0	0	0	0	0	0	0	0	0	0	0	0
2019	Chiefs	3	3	18	13	5	1	2	0.0	0.0	0	0	0	0	0	3	0	0	0	0	0	0	0	0	0
NFL TOTALS		5	4	27	22	5	1	2	0.0	0.0	0	0	0	0	0	3	0	0	0	0	0	0	0	0	0

SINGLE-GAME HIGHS: DEFENSIVE

Total Tackles	13 at San Francisco 49ers, Nov 29, 2015 11 vs. San Francisco 49ers, Oct 01, 2017 11 vs. Minnesota Vikings, Dec 10, 2015 10 vs. Houston Texans, Oct 13, 2019 10 at New Orleans Saints, Sep 22, 2013	Tackles For Loss	3 vs. Baltimore Ravens, Oct 26, 2015 2 vs. San Francisco 49ers, Oct 01, 2017 2 at San Francisco 49ers, Oct 13, 2013 1 at New England Patriots, Dec 08, 2019 1 vs. Indianapolis Colts, Oct 06, 2019 ...27 more at 1.
Sacks	1.0 vs. Denver Broncos, Dec 15, 2019 1.0 at Detroit Lions, Sep 29, 2019 1.0 at Washington Redskins, Nov 18, 2018 ...6 more at 1.0.	Interceptions	2 vs. San Francisco 49ers, Sep 27, 2015 1 vs. Los Angeles Chargers, Dec 29, 2019 1 vs. Oakland Raiders, Dec 01, 2019 1 at Los Angeles Chargers, Nov 18, 2019 ...12 more at 1.
Passes Defensed	3 vs. Baltimore Ravens, Sep 22, 2019 3 vs. Jacksonville Jaguars, Nov 26, 2017 3 at Seattle Seahawks, Nov 15, 2015 ...1 more at 3.	Interception Return Yards	50 vs. San Francisco 49ers, Sep 27, 2015 35 at Los Angeles Chargers, Nov 18, 2019 30 vs. Indianapolis Colts, Oct 06, 2019 24 at Seattle Seahawks, Nov 15, 2015 15 at Indianapolis Colts, Sep 17, 2017 ...1 more at 15.
Forced Fumbles	1 at San Francisco 49ers, Nov 05, 2017 1 at Buffalo Bills, Sep 25, 2016 1 vs. St. Louis Rams, Oct 04, 2015 ...1 more at 1.	Special Teams Tackles	1 at Seattle Seahawks, Dec 31, 2017 1 at Washington Redskins, Dec 17, 2017 1 vs. Los Angeles Rams, Dec 03, 2017 ...2 more at 1.
Fumble Recoveries	1 at New England Patriots, Sep 09, 2018 1 vs. Washington Redskins, Oct 12, 2014		

SINGLE-GAME HIGHS - POSTSEASON: DEFENSIVE

Total Tackles	9 vs. Tennessee Titans, Jan 19, 2020 8 vs. Indianapolis Colts, Jan 05, 2019 6 vs. San Francisco 49ers, Feb 02, 2020 3 vs. Houston Texans, Jan 12, 2020 1 at Carolina Panthers, Jan 03, 2015	Tackles For Loss	1 vs. Tennessee Titans, Jan 19, 2020
Passes Defensed	2 vs. Houston Texans, Jan 12, 2020 1 vs. Tennessee Titans, Jan 19, 2020		

2013 GAME-BY-GAME REGULAR SEASON STATISTICS (CARDINALS)

DATE	OPPONENT	P/S	TACKLES							INTERCEPTIONS				O. FUMB			ST				MISC		W/L	SCORE		
			TK	S	A	SK	YDS	TFL	YDS	QBH	NO	YDS	LG	TD	PD	FF	FR	YDS	TK	S	A	FF			FR	S
09/08	at Rams	P	7	7	0	0.0	0.0	0	0	0	0	0	0	0	0	1	0	0	0	0	0	0	0	0	L	24-27
09/15	Lions	S	6	6	0	0.0	0.0	1	1	0	0	0	0	0	1	0	0	0	0	0	0	0	0	0	W	25-21
09/22	at Saints	P	10	9	1	0.0	0.0	0	0	0	1	0	0	0	1	0	0	0	0	0	0	0	0	0	L	7-31
09/29	at Buccaneers	S	6	6	0	0.0	0.0	1	1	0	0	0	0	0	0	0	0	0	0	0	0	0	0	0	W	13-10
10/06	Panthers	S	5	5	0	1.0	10.0	1	10	2	0	0	0	0	0	0	0	0	0	0	0	0	0	0	W	22-6
10/13	at 49ers	S	6	6	0	0.0	0.0	2	4	0	0	0	0	0	1	0	0	0	0	0	0	0	0	0	L	20-32
10/17	Seahawks	S	2	2	0	0.0	0.0	0	0	1	0	0	0	0	0	0	0	0	0	0	0	0	0	0	L	22-34
10/27	Falcons	S	7	6	1	0.0	0.0	0	0	0	1	7	7	0	2	0	0	0	0	0	0	0	0	0	W	27-13
11/10	Texans	S	7	6	1	0.0	0.0	0	0	0	0	0	0	0	1	0	0	0	0	0	0	0	0	0	W	27-24
11/17	at Jaguars	S	4	4	0	0.0	0.0	0	0	0	0	0	0	0	0	0	0	0	1	1	0	0	0	0	W	27-14
11/24	Colts	S	4	4	0	0.0	0.0	0	0	0	0	0	0	0	2	0	0	0	0	0	0	0	0	0	W	40-11
12/01	at Eagles	S	2	2	0	0.0	0.0	1	3	0	0	0	0	0	0	0	0	0	0	0	0	0	0	0	L	21-24
12/08	Rams	S	1	1	0	0.0	0.0	0	0	0	0	0	0	0	1	0	0	0	0	0	0	0	0	0	W	30-10
12/15	at Titans																								W	37-34+
12/22	at Seahawks																								W	17-10
12/29	49ers																								L	20-23
2013 TOTALS		13-11	67	64	3	1.0	10.0	6	19	3	2	7	7	0	9	1	0	0	1	1	0	0	0	0	10-6	

+ - Overtime

2014 GAME-BY-GAME REGULAR SEASON STATISTICS (CARDINALS)

DATE	OPPONENT	P/S	TACKLES							INTERCEPTIONS				O. FUMB			ST				MISC		W/L	SCORE			
			TK	S	A	SK	YDS	TFL	YDS	QBH	NO	YDS	LG	TD	PD	FF	FR	YDS	TK	S	A	FF			FR	S	A
09/08	Chargers																								W	18-17	
09/14	at Giants	P	1	1	0	0.0	0.0	0	0	0	0	0	0	0	0	0	0	0	0	0	0	0	0	0	0	W	25-14
09/21	49ers	P	6	5	1	0.0	0.0	0	0	0	0	0	0	0	0	0	0	0	0	0	0	0	0	0	0	W	23-14
10/05	at Broncos	P	0	0	0	0.0	0.0	0	0	0	0	0	0	0	0	0	0	0	0	0	0	0	0	0	0	L	20-41
10/12	Washington	S	4	4	0	0.0	0.0	0	0	1	0	0	0	0	1	0	1	9	0	0	0	0	0	0	0	W	30-20
10/19	at Raiders	P	1	1	0	0.0	0.0	0	0	0	0	0	0	0	0	0	0	0	0	0	0	0	0	0	0	W	24-13
10/26	Eagles	P	4	4	0	0.0	0.0	0	0	1	0	0	0	0	1	0	0	0	0	0	0	0	0	0	0	W	24-20
11/02	at Cowboys	P	5	4	1	0.0	0.0	0	0	0	1	9	9	0	1	0	0	0	0	0	0	0	0	0	0	W	28-17
11/09	Rams	S	3	3	0	0.0	0.0	0	0	0	0	0	0	0	0	0	0	0	0	0	0	0	0	0	0	W	31-14
11/16	Lions	S	1	1	0	0.0	0.0	0	0	1	0	0	0	0	1	0	0	0	0	0	0	0	0	0	0	W	14-6
11/23	at Seahawks	S	2	2	0	0.0	0.0	1	2	1	0	0	0	0	0	0	0	0	0	0	0	0	0	0	0	L	3-19
11/30	at Falcons	S	3	2	1	0.0	0.0	1	3	0	0	0	0	0	0	0	0	0	0	0	0	0	0	0	0	L	18-29
12/07	Chiefs																									W	17-14
12/11	at Rams																									W	12-6
12/21	Seahawks	P	5	5	0	0.0	0.0	0	0	0	0	0	0	0	0	0	0	0	0	0	0	0	0	0	0	L	6-35
12/28	at 49ers	S	3	3	0	0.0	0.0	0	0	0	0	0	0	0	0	0	0	0	0	0	0	0	0	0	0	L	17-20
2014 TOTALS		13-6	38	35	3	0.0	0.0	2	5	4	1	9	9	0	4	0	1	9	0	0	0	0	0	0	11-5		

2015 GAME-BY-GAME REGULAR SEASON STATISTICS (CARDINALS)

DATE	OPPONENT	P/S	TACKLES							INTERCEPTIONS				O. FUMB			ST				MISC		W/L	SCORE			
			TK	S	A	SK	YDS	TFL	YDS	QBH	NO	YDS	LG	TD	PD	FF	FR	YDS	TK	S	A	FF			FR	S	A
09/13	Saints	S	8	8	0	0.0	0.0	1	3	0	0	0	0	0	3	0	0	0	0	0	0	0	0	0	0	W	31-19
09/20	at Bears	S	4	4	0	0.0	0.0	1	1	0	0	0	0	0	0	0	0	0	0	0	0	0	0	0	0	W	48-23
09/27	49ers	S	5	5	0	0.0	0.0	1	0	0	2	50	33	1	2	0	0	0	0	0	0	0	0	0	0	W	47-7
10/04	Rams	S	6	6	0	0.0	0.0	0	0	0	0	0	0	0	1	1	0	0	0	0	0	0	0	0	0	L	22-24
10/11	at Lions	S	6	5	1	0.0	0.0	1	1	1	0	0	0	0	0	0	0	0	0	0	0	0	0	0	0	W	42-17
10/18	at Steelers	S	7	4	3	0.0	0.0	1	0	0	0	0	0	0	1	0	0	0	0	0	0	0	0	0	0	L	13-25
10/26	Ravens	S	7	7	0	1.0	9.0	3	15	1	0	0	0	0	1	0	0	0	0	0	0	0	0	0	0	W	26-18
11/01	at Browns	S	3	3	0	0.0	0.0	1	2	0	0	0	0	0	1	0	0	0	0	0	0	0	0	0	0	W	34-20
11/15	at Seahawks	S	6	5	1	0.0	0.0	0	0	0	1	24	24	0	3	0	0	0	0	0	0	0	0	0	0	W	39-32
11/22	Bengals	S	5	5	0	0.0	0.0	0	0	0	0	0	0	0	0	0	0	0	0	0	0	0	0	0	0	W	34-31
11/29	at 49ers	S	13	11	2	0.0	0.0	1	2	0	1	15	15	0	2	0	0	0	0	0	0	0	0	0	0	W	19-13
12/06	at Rams	S	3	3	0	0.0	0.0	0	0	1	0	0	0	0	0	0	0	0	0	0	0	0	0	0	0	W	27-3
12/10	Vikings	S	11	10	1	0.0	0.0	1	2	0	0	0	0	0	1	0	0	0	0	0	0	0	0	0	0	W	23-20
12/20	at Eagles	S	5	4	1	0.0	0.0	0	0	0	1	3	3	0	2	0	0	0	0	0	0	0	0	0	0	W	40-17
12/27	Packers																									W	38-8
01/03	Seahawks																									L	6-36
2015 TOTALS		14-14	89	80	9	1.0	9.0	11	26	3	5	92	33	1	17	1	0	0	0	0	0	0	0	0	13-3		

2019 GAME-BY-GAME REGULAR SEASON STATISTICS (CHIEFS)

DATE	OPPONENT	P/S	TACKLES							INTERCEPTIONS					O. FUMB			ST				MISC		W/L	SCORE	
			TK	S	A	SK	YDS	TFL	YDS	QBH	NO	YDS	LG	TD	PD	FF	FR	YDS	TK	S	A	FF	FR			S
09/08	at Jaguars	S	3	2	1	0.0	0.0	0	0	0	0	0	0	0	0	0	0	0	0	0	0	0	0	0	W	40-26
09/15	at Raiders	S	2	1	1	0.0	0.0	0	0	0	0	0	0	0	0	0	0	0	0	0	0	0	0	0	W	28-10
09/22	Ravens	S	4	2	2	0.0	0.0	0	0	0	0	0	0	0	3	0	0	0	0	0	0	0	0	0	W	33-28
09/29	at Lions	S	6	5	1	1.0	14.0	1	14	1	0	0	0	0	0	0	0	0	0	0	0	0	0	0	W	34-30
10/06	Colts	S	4	4	0	0.0	0.0	1	8	0	1	30	30	0	1	0	0	0	0	0	0	0	0	0	L	13-19
10/13	Texans	S	10	10	0	0.0	0.0	0	0	0	0	0	0	0	1	0	0	0	0	0	0	0	0	0	L	24-31
10/17	at Broncos	S	5	5	0	0.0	0.0	0	0	0	0	0	0	0	0	0	0	0	0	0	0	0	0	0	W	30-6
10/27	Packers	S	3	3	0	0.0	0.0	0	0	0	0	0	0	0	0	0	0	0	0	0	0	0	0	0	L	24-31
11/03	Vikings	S	3	0	3	0.0	0.0	0	0	0	0	0	0	0	0	0	0	0	0	0	0	0	0	0	W	26-23
11/10	at Titans	S	2	2	0	0.0	0.0	0	0	0	0	0	0	0	0	0	0	0	0	0	0	0	0	0	L	32-35
11/18	at Chargers	S	8	4	4	0.0	0.0	0	0	0	1	35	35	0	1	0	0	0	0	0	0	0	0	0	W	24-17
12/01	Raiders	S	1	1	0	0.0	0.0	0	0	0	1	5	5	0	1	0	0	0	0	0	0	0	0	0	W	40-9
12/08	at Patriots	S	6	6	0	0.0	0.0	1	2	0	0	0	0	0	0	0	0	0	0	0	0	0	0	0	W	23-16
12/15	Broncos	S	5	5	0	1.0	0.0	0	0	1	0	0	0	0	2	0	0	0	0	0	0	0	0	0	W	23-3
12/22	at Bears	S	6	6	0	0.0	0.0	0	0	0	0	0	0	0	1	0	0	0	0	0	0	0	0	0	W	26-3
12/29	Chargers	S	7	7	0	0.0	0.0	0	0	0	1	0	0	0	2	0	0	0	0	0	0	0	0	0	W	31-21
2019 TOTALS		16-16	75	63	12	2.0	14.0	3	24	2	4	70	35	0	12	0	0	0	0	0	0	0	0	0	12-4	

2014 GAME-BY-GAME POSTSEASON STATISTICS (CARDINALS)

DATE	OPPONENT	P/S	TACKLES							INTERCEPTIONS					O. FUMB			ST				MISC		W/L	SCORE	
			TK	S	A	SK	YDS	TFL	YDS	QBH	NO	YDS	LG	TD	PD	FF	FR	YDS	TK	S	A	FF	FR			S
01/03	at Panthers	P	1	1	0	0.0	0.0	0	0	0	0	0	0	0	0	0	0	0	0	0	0	0	0	0	L	16-27
2014 TOTALS		1-0	1	1	0	0.0	0.0	0	0	0	0	0	0	0	0	0	0	0	0	0	0	0	0	0	0-1	

2018 GAME-BY-GAME POSTSEASON STATISTICS (TEXANS)

DATE	OPPONENT	P/S	TACKLES							INTERCEPTIONS					O. FUMB			ST				MISC		W/L	SCORE	
			TK	S	A	SK	YDS	TFL	YDS	QBH	NO	YDS	LG	TD	PD	FF	FR	YDS	TK	S	A	FF	FR			S
01/05	Colts	S	8	8	0	0.0	0.0	0	0	0	0	0	0	0	0	0	0	0	0	0	0	0	0	0	L	7-21
2018 TOTALS		1-1	8	8	0	0.0	0.0	0	0	0	0	0	0	0	0	0	0	0	0	0	0	0	0	0	0-1	


2019 GAME-BY-GAME POSTSEASON STATISTICS (CHIEFS)

DATE	OPPONENT	P/S	TACKLES							INTERCEPTIONS					O. FUMB			ST				MISC		W/L	SCORE	
			TK	S	A	SK	YDS	TFL	YDS	QBH	NO	YDS	LG	TD	PD	FF	FR	YDS	TK	S	A	FF	FR			S
01/12	Texans	S	3	3	0	0.0	0.0	0	0	0	0	0	0	0	2	0	0	0	0	0	0	0	0	0	W	51-31
01/19	Titans	S	9	6	3	0.0	0.0	1	2	0	0	0	0	1	0	0	0	0	0	0	0	0	0	0	W	35-24
02/02	49ers	S	6	4	2	0.0	0.0	0	0	0	0	0	0	0	0	0	0	0	0	0	0	0	0	0	W	31-20
2019 TOTALS		3-3	18	13	5	0.0	0.0	1	2	0	0	0	0	3	0	0	0	0	0	0	0	0	0	0	3-0	



ELIJAH MCGUIRE

RUNNING BACK #30
LOUISIANA-LAFAYETTE



3RD YEAR IN THE NFL

2ND YEAR WITH THE CHIEFS

HEIGHT: 5'10"
WEIGHT: 214
DRAFTED: FA-19
BIRTHDAY: 1/6/94

- Third-year running back enters his second season with the Chiefs in 2020.
- Selected as the first of three sixth-round picks by the New York Jets in 2017 NFL Draft.

Transactions:

Signed to Kansas City's practice squad (11/25/19) ...

Released by Cleveland (10/22/19) ... Signed to Cleveland's practice squad (9/21/19) ... Released by Cleveland (9/19/19) ... Signed to Cleveland's active roster from the practice (9/16/19) ... Signed to Cleveland's practice (9/2/19) ... Released by the New York Jets (8/31/19) ... Originally entered the NFL as the first of three sixth-round picks (188th overall) in the 2017 NFL Draft by the New York Jets.

COLLEGE

Appeared in 51 games at Louisiana-Lafayette where he tallied 4,312 rushing yards on 711 attempts with 42 touchdowns and 1,383 receiving yards on 129 receptions and 10 touchdowns ... Finished his career as the Ragin' Cajuns all-time leader in all-purpose yards (5,968), total points scored (318) and total touchdowns (52) and second in school history in both rushing yards (4,312) and attempts (711) ... As a senior posted his third consecutive 1,000-yard rushing season with 1,127 yards and seven touchdowns and added 29 receptions on the season with a pair of touchdowns ... As a freshman won the Sun Belt Conference's Newcomer of the Year after rushing for 863 yards and eight touchdowns, gaining over 3,000 yards rushing and 1,000 yards receiving.

PERSONAL

- First team all-state choice as an athlete by the LSWA as a senior at Vandebilt Catholic High.
- Led the state in rushing, carrying 223 times for 2,603 yards, an 11.8 average and 31 touchdowns to help the Terriers to an 11-2 record.
- Also passed for 497 yards and five touchdowns in helping team win first district title since 2002 and reach the quarterfinals of the state playoffs for the first time since 2007.
- Also earned first team all-region mention.
- Appeared in 16 games for the Ragin' Cajuns basketball team.
- Hometown: Houma, Louisiana

ELIJAH MCGUIRE'S NFL REGULAR SEASON RUSHING/RECEIVING STATISTICS

DATE	TEAM	RUSHING							RECEIVING				
		GP	GS	NO.	YDS.	AVG.	LG	TD	NO.	YDS	AVG	LG	TD
2017	Jets	16	2	88	315	3.6	69t	1	17	177	10.4	38	1
2018	Jets	8	3	92	276	3.0	34	3	19	193	10.2	20t	1
2019	Browns	0	0	0	0	0.0	0	0	0	0	0.0	0	0
Went from Cleveland to Kansas City .													
2019	Chiefs	0	0	0	0	0.0	0	0	0	0	0.0	0	0
2019	TOTAL	0	0	0	0	0.0	0	0	0	0	0.0	0	0
NFL TOTALS		24	5	180	591	3.3	69t	4	36	370	10.3	38	2

ELIJAH MCGUIRE'S NFL POSTSEASON RUSHING/RECEIVING STATISTICS

DATE	TEAM	RUSHING							RECEIVING				
		GP	GS	NO.	YDS.	AVG.	LG	TD	NO.	YDS	AVG	LG	TD
2019	Chiefs	0	0	0	0	0.0	0	0	0	0	0.0	0	0
NFL TOTALS		0	0	0	0	0.0	0	0	0	0	0.0	0	0

ELIJAH MCGUIRE'S NFL REGULAR SEASON RETURN STATISTICS

DATE	TEAM	KICKOFF RETURNS					PUNT RETURNS					
		RET.	YDS.	AVG.	LG	TD	NO.	FC	YDS	AVG	LG	TD
2017	Jets	4	83	20.8	24	0	1	2	10	10.0	10	0
2018	Jets	0	0	0.0	0	0	0	0	0	0.0	0	0
2019	Browns	0	0	0.0	0	0	0	0	0	0.0	0	0
Went from Cleveland to Kansas City.												
2019	Chiefs	0	0	0.0	0	0	0	0	0	0.0	0	0
2019	TOTAL	0	0	0.0	0	0	0	0	0	0.0	0	0
NFL TOTALS		4	83	20.8	24	0	1	2	10	10.0	10	0

ELIJAH MCGUIRE'S NFL POSTSEASON RETURN STATISTICS

DATE	TEAM	KICKOFF RETURNS					PUNT RETURNS					
		RET.	YDS.	AVG.	LG	TD	NO.	FC	YDS	AVG	LG	TD
2019	Chiefs	0	0	0.0	0	0	0	0	0	0.0	0	0
NFL TOTALS		0	0	0.0	0	0	0	0	0	0.0	0	0

SINGLE-GAME HIGHS: RUSHING/RECEIVING

Rush Attempts	18 at New England Patriots, Dec 30, 2018 18 vs. Houston Texans, Dec 15, 2018 17 at Buffalo Bills, Dec 09, 2018 14 vs. Green Bay Packers, Dec 23, 2018 13 vs. Buffalo Bills, Nov 02, 2017	Kickoff Returns	3 vs. Atlanta Falcons, Oct 29, 2017 1 at New England Patriots, Dec 31, 2017
Rushing Yards	93 vs. Jacksonville Jaguars, Oct 01, 2017 60 at Buffalo Bills, Dec 09, 2018 42 vs. Houston Texans, Dec 15, 2018 41 at New England Patriots, Dec 30, 2018 35 vs. Green Bay Packers, Dec 23, 2018	Kickoff Return Yards	67 vs. Atlanta Falcons, Oct 29, 2017 16 at New England Patriots, Dec 31, 2017
Longest Runs	69t vs. Jacksonville Jaguars, Oct 01, 2017 34 at Buffalo Bills, Dec 09, 2018 19 vs. Kansas City Chiefs, Dec 03, 2017 17 at New England Patriots, Dec 30, 2018 15 vs. Buffalo Bills, Nov 02, 2017	Longest Kickoff Return	24 vs. Atlanta Falcons, Oct 29, 2017 24 vs. Atlanta Falcons, Oct 29, 2017 19 vs. Atlanta Falcons, Oct 29, 2017 16 at New England Patriots, Dec 31, 2017
Rushing TDs	1 vs. Green Bay Packers, Dec 23, 2018 1 vs. Houston Texans, Dec 15, 2018 1 at Buffalo Bills, Dec 09, 2018 ...1 more at 1.	Fair Catches	2 vs. Buffalo Bills, Nov 02, 2017
Receptions	4 at Tampa Bay Buccaneers, Nov 12, 2017 3 vs. Green Bay Packers, Dec 23, 2018 3 vs. Houston Texans, Dec 15, 2018 3 at Buffalo Bills, Dec 09, 2018 ...4 more at 3.	Punt Return Yards	10 vs. Buffalo Bills, Nov 02, 2017
Receiving Yards	50 vs. Green Bay Packers, Dec 23, 2018 48 at New Orleans Saints, Dec 17, 2017 38 vs. Jacksonville Jaguars, Oct 01, 2017 37 at Miami Dolphins, Nov 04, 2018 36 at Tampa Bay Buccaneers, Nov 12, 2017	Longest Punt Return	10 vs. Buffalo Bills, Nov 02, 2017
Longest Receptions	38 at New Orleans Saints, Dec 17, 2017 22 vs. Jacksonville Jaguars, Oct 01, 2017 20t vs. Green Bay Packers, Dec 23, 2018 20 at Miami Dolphins, Nov 04, 2018 17 at New England Patriots, Dec 30, 2018	Punt Returns	1 vs. Buffalo Bills, Nov 02, 2017
Receiving TDs	1 vs. Green Bay Packers, Dec 23, 2018 1 at New Orleans Saints, Dec 17, 2017	Miscellaneous Tackles	1 vs. Los Angeles Chargers, Dec 24, 2017
All-purpose yards	131 vs. Jacksonville Jaguars, Oct 01, 2017 85 vs. Green Bay Packers, Dec 23, 2018 83 at Buffalo Bills, Dec 09, 2018 72 at New Orleans Saints, Dec 17, 2017 71 vs. Houston Texans, Dec 15, 2018	Most TDs	2 vs. Green Bay Packers, Dec 23, 2018 1 vs. Houston Texans, Dec 15, 2018 1 at Buffalo Bills, Dec 09, 2018 1 at New Orleans Saints, Dec 17, 2017 ...1 more at 1.



MATT MOORE

QUARTERBACK #8
OREGON STATE

13TH YEAR IN THE NFL

2ND YEAR WITH THE CHIEFS

HEIGHT: 6'3"
WEIGHT: 219
DRAFTED: FA-19
BIRTHDAY: 8/9/84



- 13th-year quarterback enters his second season with the Chiefs in 2020.
- Recorded his first start with the Chiefs against the Green Bay Packers (10/27/19). He finished with 24 completions on 36 attempts (66.7%) for 267 yards with two touchdowns and a 107.1 passer rating. This marked Moore's first multi-touchdown game since a two-touchdown game vs. the New York Jets on Oct. 22, 2017, when he was a member of the Miami Dolphins.
- Originally entered the NFL as an undrafted free agent with Dallas in 2007.

Honors:

- Named AFC Offensive Player of the Week for his Week 15 performance at New York Jets (12/17/16).
- Named as the Dolphins' 2011 winner of the Dan Marino Most Valuable Player award.
- Named as AFC Offensive Player of the Week for Week

- 9 of 2011 as a result of his efforts at Kansas City (11/6/11) when he was 17-of-23 (73.9 pct.) for 244 yards with three touchdowns and no interceptions for a rating of 147.5 in the Dolphins' 31-3 win.
- Named NFL Offensive Rookie of the Month for December during the 2007 season after completing 49-of-79 passes (62.0 pct.) for 564 yards and three touchdowns with two interceptions to generate an 86.1 quarterback rating.

Transactions:

Re-signed by Kansas City (7/10/20) ... Signed by Kansas City (8/27/19) ... Re-signed by Miami (3/16/16) ... Re-signed by Miami (3/20/15) ... Re-signed by Miami (3/8/11) ... Signed by Miami (7/29/11) ... Re-signed by Carolina (3/11/10) ... Claimed off of waivers by Carolina (9/2/07) ... Released by Dallas (9/1/07) ... Originally entered the NFL as an undrafted free agent with Dallas in 2007.

COLLEGE

Two-year letterman at Oregon State (2005-06) ... Began career at UCLA (2002-03) ... Started all 24 games that he played for the Beavers ... Finished collegiate career with 5,733 passing yards, 29 touchdowns and 26 interceptions on 440-of-733 passing attempts (60.0 pct.) ... Started 14 games as a senior in 2006 ... Named as an All-Pac 10 honorable mention ... Completed 229-of-378 passes (60.6 pct.) for 3,022 yards and 18 touchdowns with seven interceptions ... Set an Oregon State record for the most consecutive pass attempts (182) without an interception ... Named MVP of the Sun Bowl after throwing for 356 yards and four touchdowns and rushing for one touchdown ... Started 10 games as a junior in 2005 ... Completed 211-of-355 passes (59.4 pct.) for 2,711 yards and 11 touchdowns with 19 interceptions ... Attended the College of the Canyons in Santa Clarita, California in 2004 but did not play football ... Played in 13 games with five starts for the Bruins during his freshman and sophomore seasons ... Overall completed 85-of-165 passes (51.5 pct.) for 967 yards and four touchdowns with six interceptions ... Played in eight games with four starts for UCLA as a sophomore in 2003 ... Completed 52-of-103 passes (50.5 pct.) for 555 yards and two touchdowns with six interceptions ... Played in five games with one start as a freshman in 2002 ... Completed 33-of-62 passes (53.2 pct.) for 412 yards and two touchdowns with no interceptions ... Became the first true freshman quarterback in UCLA history to lead the Bruins to a victory in his first start.

PERSONAL

- Attended William S. Hart High School in Newhall, Calif.
- Led his team to a 13-0 record as a quarterback, culminating in a 42-13 win over Valencia in the CIF-Southern Section Division III title game as a senior.
- Completed 234-of-353 (66.3 pct.) passes for 3,334 yards and 33 touchdowns and ran for 415 yards and seven scores.
- Played as a safety as a junior, earning All-CIF acclaim with 80 tackles and 10 interceptions on the season.
- Lettered twice in baseball, playing shortstop and third base.
- Selected as a third baseman in the 22nd round of the Major League Baseball Draft by the Los Angeles Angels in 2004.
- Majored in speech communication.
- Hometown: Van Nuys, Calif.

MATT MOORE'S NFL REGULAR SEASON PASSING STATISTICS

DATE	TEAM	GP	GS	ATT.	CMP.	PCT.	YDS	AVG.	TD	INT.	LG	SK	LST	RATE
2007	Panthers	9	3	111	63	56.8	730	6.6	3	5	57	6	40	67.0
2008	Panthers	0	0	0	0	0.0	0	0.0	0	0	0	0	0	0.0
2009	Panthers	7	5	138	85	61.6	1,053	7.6	8	2	66	9	78	98.5
2010	Panthers	6	5	143	79	55.2	857	6.0	5	10	39	13	90	55.6
2011	Dolphins	13	12	347	210	60.5	2,497	7.2	16	9	65t	36	229	87.1
2012	Dolphins	2	0	19	11	57.9	131	6.9	1	0	37	2	9	96.6
2013	Dolphins	1	0	6	2	33.3	53	8.8	0	2	50	0	0	27.1
2014	Dolphins	2	0	4	2	50.0	21	5.3	0	0	14	0	0	65.6
2015	Dolphins	1	0	1	1	100.0	14	14.0	0	0	14	0	0	118.8
2016	Dolphins	4	3	87	55	63.2	721	8.3	8	3	66t	1	0	105.6
2017	Dolphins	4	2	127	78	61.4	861	6.8	4	5	61t	12	95	75.6
2019	Chiefs	6	2	91	59	64.8	659	7.2	4	0	57t	8	65	100.9
TOTALS		55	32	1,074	645	60.1	7,597	7.1	49	36	66t	87	606	82.8

MATT MOORE'S NFL POSTSEASON PASSING STATISTICS

DATE	TEAM	GP	GS	ATT.	CMP.	PCT.	YDS	AVG.	TD	INT.	LG	SK	LST	RATE
2008	Panthers	0	0	0	0	0.0	0	0.0	0	0	0	0	0	0.0
2016	Dolphins	1	1	36	29	80.6	289	8.0	1	1	37	5	36	97.8
2019	Chiefs	0	0	0	0	0.0	0	0.0	0	0	0	0	0	0.0
TOTALS		1	1	36	29	80.6	289	8.0	1	1	37	5	36	97.8

MATT MOORE'S NFL REGULAR SEASON RUSHING STATISTICS

DATE	TEAM	NO.	YDS.	AVG.	LG	TD
2007	Panthers	3	5	1.7	5	0
2008	Panthers	0	0	0.0	0	0
2009	Panthers	12	-3	-0.3	5	0
2010	Panthers	5	25	5.0	8	0
2011	Dolphins	32	65	2.0	16	2
2012	Dolphins	5	-3	-0.6	1	0
2013	Dolphins	0	0	0.0	0	0
2014	Dolphins	2	-2	-1.0	0	0
2015	Dolphins	3	-2	-0.7	0	0
2016	Dolphins	1	-1	-1.0	0	0
2017	Dolphins	3	9	3.0	7	0
2019	Chiefs	5	-1	-0.2	3	0
TOTALS		71	92	1.3	16	2

MATT MOORE'S NFL POSTSEASON RUSHING STATISTICS

DATE	TEAM	NO.	YDS.	AVG.	LG	TD
2008	Panthers	0	0	0.0	0	0
2016	Dolphins	1	2	2.0	2	0
2019	Chiefs	0	0	0.0	0	0
TOTALS		1	2	2.0	2	0

MATT MOORE'S NFL REGULAR SEASON PASSING/RUSHING STATISTICS

DATE	TEAM	GP	GS	PASSING										RUSHING					
				ATT.	CMP.	PCT.	YDS	AVG.	TD	INT.	LG	SK	LST	RATE	NO.	YDS.	AVG.	LG	TD
2007	Panthers	9	3	111	63	56.8	730	6.6	3	5	57	6	40	67.0	3	5	1.7	5	0
2008	Panthers	0	0	0	0	0.0	0	0.0	0	0	0	0	0	0.0	0	0	0.0	0	0
2009	Panthers	7	5	138	85	61.6	1,053	7.6	8	2	66	9	78	98.5	12	-3	-0.3	5	0
2010	Panthers	6	5	143	79	55.2	857	6.0	5	10	39	13	90	55.6	5	25	5.0	8	0
2011	Dolphins	13	12	347	210	60.5	2,497	7.2	16	9	65t	36	229	87.1	32	65	2.0	16	2
2012	Dolphins	2	0	19	11	57.9	131	6.9	1	0	37	2	9	96.6	5	-3	-0.6	1	0
2013	Dolphins	1	0	6	2	33.3	53	8.8	0	2	50	0	0	27.1	0	0	0.0	0	0
2014	Dolphins	2	0	4	2	50.0	21	5.3	0	0	14	0	0	65.6	2	-2	-1.0	0	0
2015	Dolphins	1	0	1	1	100.0	14	14.0	0	0	14	0	0	118.8	3	-2	-0.7	0	0
2016	Dolphins	4	3	87	55	63.2	721	8.3	8	3	66t	1	0	105.6	1	-1	-1.0	0	0
2017	Dolphins	4	2	127	78	61.4	861	6.8	4	5	61t	12	95	75.6	3	9	3.0	7	0
2019	Chiefs	6	2	91	59	64.8	659	7.2	4	0	57t	8	65	100.9	5	-1	-0.2	3	0
TOTALS		55	32	1,074	645	60.1	7,597	7.1	49	36	66t	87	606	82.8	71	92	1.3	16	2

MATT MOORE'S NFL POSTSEASON PASSING/RUSHING STATISTICS

DATE	TEAM	GP	GS	PASSING										RUSHING					
				ATT.	CMP.	PCT.	YDS	AVG.	TD	INT.	LG	SK	LST	RATE	NO.	YDS.	AVG.	LG	TD
2008	Panthers	0	0	0	0	0.0	0	0.0	0	0	0	0	0	0.0	0	0	0.0	0	0
2016	Dolphins	1	1	36	29	80.6	289	8.0	1	1	37	5	36	97.8	1	2	2.0	2	0
2019	Chiefs	0	0	0	0	0.0	0	0.0	0	0	0	0	0	0.0	0	0	0.0	0	0
TOTALS		1	1	36	29	80.6	289	8.0	1	1	37	5	36	97.8	1	2	2.0	2	0

SINGLE-GAME HIGHS: QUARTERBACK

Pass Attempts	44 at Baltimore Ravens, Oct 26, 2017 41 vs. San Francisco 49ers, Oct 24, 2010 37 at St. Louis Rams, Oct 31, 2010 36 vs. Green Bay Packers, Oct 27, 2019 35 vs. Minnesota Vikings, Oct 03, 2019	Passer Rating	147.5 at Kansas City Chiefs, Nov 06, 2011 139.8 at New York Giants, Dec 27, 2009 133.3 vs. Buffalo Bills, Nov 20, 2011 126.2 at New York Jets, Dec 17, 2016 123.2 vs. Minnesota Vikings, Dec 20, 2009
Pass Completions	28 vs. San Francisco 49ers, Oct 24, 2010 25 vs. Minnesota Vikings, Nov 03, 2019 25 at Baltimore Ravens, Oct 26, 2017 24 vs. Green Bay Packers, Oct 27, 2019 24 vs. New England Patriots, Jan 01, 2017	Rush Attempts	5 vs. Oakland Raiders, Dec 04, 2011 5 at New York Giants, Oct 30, 2011 5 vs. Minnesota Vikings, Dec 20, 2009 4 at New York Jets, Oct 28, 2012 ...2 more at 4.
Yards Passing	308 vs. San Francisco 49ers, Oct 24, 2010 299 vs. Minnesota Vikings, Dec 20, 2009 288 at Dallas Cowboys, Nov 24, 2011 282 vs. Tampa Bay Buccaneers, Nov 19, 2017 281 at New England Patriots, Dec 24, 2011	Rushing Yards	31 at New York Giants, Oct 30, 2011 22 vs. Oakland Raiders, Dec 04, 2011 15 at New York Giants, Sep 12, 2010 14 vs. Washington Redskins, Nov 13, 2011 9 at New England Patriots, Nov 26, 2017
TD Passes	4 at New York Jets, Dec 17, 2016 3 at New England Patriots, Dec 24, 2011 3 vs. Buffalo Bills, Nov 20, 2011 3 at Kansas City Chiefs, Nov 06, 2011 ...2 more at 3.	Longest Runs	16 at New York Giants, Oct 30, 2011 14 vs. Oakland Raiders, Dec 04, 2011 11 at New York Giants, Oct 30, 2011 9 vs. Washington Redskins, Nov 13, 2011 8 at New York Giants, Sep 12, 2010
Long Passes	66t at New York Jets, Dec 17, 2016 66 vs. Tampa Bay Buccaneers, Dec 06, 2009 65t at Buffalo Bills, Dec 18, 2011 61t vs. Tampa Bay Buccaneers, Nov 19, 2017 57t at Denver Broncos, Oct 17, 2019 ...1 more at 57.	Rushing TDs	1 vs. Oakland Raiders, Dec 04, 2011 1 at New York Giants, Oct 30, 2011
Completion Percentage	75.0 at New York Giants, Dec 27, 2009 73.9 at Kansas City Chiefs, Nov 06, 2011 71.4 vs. Minnesota Vikings, Nov 03, 2019 70.6 vs. New England Patriots, Jan 01, 2017 70.4 vs. Seattle Seahawks, Dec 16, 2007		

SINGLE-GAME HIGHS - POSTSEASON: QUARTERBACK

Pass Attempts	36 at Pittsburgh Steelers, Jan 08, 2017	Completion Percentage	80.6 at Pittsburgh Steelers, Jan 08, 2017
Pass Completions	29 at Pittsburgh Steelers, Jan 08, 2017	Passer Rating	97.8 at Pittsburgh Steelers, Jan 08, 2017
Yards Passing	289 at Pittsburgh Steelers, Jan 08, 2017	Rush Attempts	1 at Pittsburgh Steelers, Jan 08, 2017
TD Passes	1 at Pittsburgh Steelers, Jan 08, 2017	Rushing Yards	2 at Pittsburgh Steelers, Jan 08, 2017
Long Passes	37 at Pittsburgh Steelers, Jan 08, 2017 36 at Pittsburgh Steelers, Jan 08, 2017 35 at Pittsburgh Steelers, Jan 08, 2017 32 at Pittsburgh Steelers, Jan 08, 2017 26 at Pittsburgh Steelers, Jan 08, 2017 ...1 more at 26.	Longest Runs	2 at Pittsburgh Steelers, Jan 08, 2017

300-YARD PASSING GAMES (1): REGULAR SEASON

DATE	TEAM	NO.	YDS.	AVG.	LG	TD
10/24/10	49ERS	28	308	11.0	39	2

2007 GAME-BY-GAME REGULAR SEASON STATISTICS (PANTHERS)

DATE	OPPONENT	P/S	PASSING										RUSHING				W/L	SCORE			
			ATT	CMP	YDS	PCT	Y/A	Y/C	TD	INT	LG	SK/YD	RATE	ATT	YDS	LG			TD		
09/09	at Rams																			W	27-13
09/16	Texans																			L	21-34
09/23	at Falcons																			W	27-20
09/30	Buccaneers																			L	7-20
10/07	at Saints	P	2	1	43	50.0	21.5	43.0	0	0	43	0/0	95.8	0	0	0	0	0	0	W	16-13
10/14	at Cardinals	P	0	0	0	0.0	0.0	0.0	0	0	0	0/0	0.0	0	0	0	0	0	0	W	25-10
10/28	Colts																			L	7-31
11/04	at Titans	P	5	2	36	40.0	7.2	18.0	0	1	30	0/0	25.8	0	0	0	0	0	0	L	7-20
11/11	Falcons	P	1	0	0	0.0	0.0	0.0	0	1	0	0/0	0.0	0	0	0	0	0	0	L	13-20
11/18	at Packers																			L	17-31
11/25	Saints	P	14	8	66	57.1	4.7	8.3	0	1	14	0/0	39.6	0	0	0	0	0	0	L	6-31
12/02	49ers																			W	31-14
12/09	at Jaguars	P	10	3	21	30.0	2.1	7.0	0	0	8	0/0	39.6	0	0	0	0	0	0	L	6-37
12/16	Seahawks	S	27	19	208	70.4	7.7	10.9	0	0	54	0/0	92.8	2	5	5	0	0	0	W	13-10
12/22	Cowboys	S	28	15	182	53.6	6.5	12.1	1	1	57	5/35	70.8	0	0	0	0	0	0	L	13-20
12/30	at Buccaneers	S	24	15	174	62.5	7.3	11.6	2	1	46	1/5	94.8	1	0	0	0	0	0	W	31-23
2007 TOTALS		9-3	111	63	730	56.8	6.6	11.6	3	5	57	6/40	67.0	3	5	5	0	0	7-9		

2008 GAME-BY-GAME REGULAR SEASON STATISTICS (PANTHERS)

DATE	OPPONENT	P/S	PASSING										RUSHING				W/L	SCORE			
			ATT	CMP	YDS	PCT	Y/A	Y/C	TD	INT	LG	SK/YD	RATE	ATT	YDS	LG			TD		
09/07	at Chargers																			W	26-24
09/14	Bears																			W	20-17
09/21	at Vikings																			L	10-20
09/28	Falcons																			W	24-9
10/05	Chiefs																			W	34-0
10/12	at Buccaneers																			L	3-27
10/19	Saints																			W	30-7
10/26	Cardinals																			W	27-23
11/09	at Raiders																			W	17-6
11/16	Lions																			W	31-22
11/23	at Falcons																			L	28-45
11/30	at Packers																			W	35-31
12/08	Buccaneers																			W	38-23
12/14	Broncos																			W	30-10
12/21	at Giants																			L	28-34+
12/28	at Saints																			W	33-31
2008 TOTALS		0-0	0	0	0	0.0	0.0	0.0	0	0	0	0/0	0.0	0	0	0	0	0	0	12-4	

+ - Overtime

2009 GAME-BY-GAME REGULAR SEASON STATISTICS (PANTHERS)

DATE	OPPONENT	P/S	PASSING										RUSHING				W/L	SCORE			
			ATT	CMP	YDS	PCT	Y/A	Y/C	TD	INT	LG	SK/YD	RATE	ATT	YDS	LG			TD		
09/13	Eagles	P	11	6	63	54.5	5.7	10.5	0	1	19	1/10	33.5	0	0	0	0	0	0	L	10-38
09/20	at Falcons																			L	20-28
09/28	at Cowboys																			L	7-21
10/11	Washington																			W	20-17
10/18	at Buccaneers																			W	28-21
10/25	Bills																			L	9-20
11/01	at Cardinals	P	1	0	0	0.0	0.0	0.0	0	0	0	0/0	39.6	1	-1	-1	0	0	0	W	34-21
11/08	at Saints																			L	20-30
11/15	Falcons																			W	28-19
11/19	Dolphins																			L	17-24
11/29	at Jets																			L	6-17
12/06	Buccaneers	S	20	14	161	70.0	8.1	11.5	0	1	66	1/9	73.1	1	-1	-1	0	0	0	W	16-6
12/13	at Patriots	S	30	15	197	50.0	6.6	13.1	1	0	44	2/18	82.2	0	0	0	0	0	0	L	10-20
12/20	Vikings	S	33	21	299	63.6	9.1	14.2	3	0	55	2/26	123.2	5	-2	1	0	0	0	W	26-7
12/27	at Giants	S	20	15	171	75.0	8.6	11.4	3	0	27t	1/2	139.8	4	2	5	0	0	0	W	41-9
01/03	Saints	S	23	14	162	60.9	7.0	11.6	1	0	30t	2/13	96.6	1	-1	-1	0	0	0	W	23-10
2009 TOTALS		7-5	138	85	1,053	61.6	7.6	12.4	8	2	66	9/78	98.5	12	-3	5	0	0	8-8		

2010 GAME-BY-GAME REGULAR SEASON STATISTICS (PANTHERS)

DATE	OPPONENT	P/S	PASSING										RUSHING					SCORE	
			ATT	CMP	YDS	PCT	Y/A	Y/C	TD	INT	LG	SK/YD	RATE	ATT	YDS	LG	TD		W/L
09/12	at Giants	S	33	14	182	42.4	5.5	13.0	1	3	27	4/34	32.6	2	15	8	0	L	18-31
09/19	Buccaneers	S	16	6	125	37.5	7.8	20.8	1	1	37t	4/25	60.7	1	2	2	0	L	7-20
09/26	Bengals																	L	7-20
10/03	at Saints																	L	14-16
10/10	Bears	P	10	5	35	50.0	3.5	7.0	0	2	14	0/0	18.8	0	0	0	0	L	6-23
10/24	49ers	S	41	28	308	68.3	7.5	11.0	2	1	39	1/5	96.4	1	3	3	0	W	23-20
10/31	at Rams	S	37	23	194	62.2	5.2	8.4	1	3	20	3/18	51.0	1	5	5	0	L	10-20
11/07	Saints	S	6	3	13	50.0	2.2	4.3	0	0	6	1/8	56.2	0	0	0	0	L	3-34
11/14	at Buccaneers																	L	16-31
11/21	Ravens																	L	13-37
11/28	at Browns																	L	23-24
12/05	at Seahawks																	L	14-31
12/12	Falcons																	L	10-31
12/19	Cardinals																	W	19-12
12/23	at Steelers																	L	3-27
01/02	at Falcons																	L	10-31
2010 TOTALS		6-5	143	79	857	55.2	6.0	10.8	5	10	39	13/90	55.6	5	25	8	0	2-14	

2011 GAME-BY-GAME REGULAR SEASON STATISTICS (DOLPHINS)

DATE	OPPONENT	P/S	PASSING										RUSHING					SCORE		
			ATT	CMP	YDS	PCT	Y/A	Y/C	TD	INT	LG	SK/YD	RATE	ATT	YDS	LG	TD		W/L	
09/12	Patriots																		L	24-38
09/18	Texans																		L	13-23
09/25	at Browns																		L	16-17
10/02	at Chargers	P	26	17	167	65.4	6.4	9.8	0	1	31	3/18	67.3	1	-1	-1	0	L	16-26	
10/17	at Jets	S	34	16	204	47.1	6.0	12.8	0	2	46	4/14	41.8	0	0	0	0	L	6-24	
10/23	Broncos	S	33	22	197	66.7	6.0	9.0	1	0	29	4/24	92.6	2	-1	0	0	L	15-18+	
10/30	at Giants	S	22	13	138	59.1	6.3	10.6	0	1	24	5/37	58.5	5	31	16	1	L	17-20	
11/06	at Chiefs	S	23	17	244	73.9	10.6	14.4	3	0	35t	0/0	147.5	4	3	5	0	W	31-3	
11/13	Washington	S	29	20	209	69.0	7.2	10.5	0	1	28	2/9	75.2	2	14	9	0	W	20-9	
11/20	Bills	S	20	14	160	70.0	8.0	11.4	3	0	46	1/13	133.3	3	2	3	0	W	35-8	
11/24	at Cowboys	S	32	19	288	59.4	9.0	15.2	1	0	41	4/25	99.5	3	3	3	0	L	19-20	
12/04	Raiders	S	25	13	162	52.0	6.5	12.5	1	0	38	1/9	85.8	5	22	14	1	W	34-14	
12/11	Eagles	S	19	11	95	57.9	5.0	8.6	1	1	21	4/22	66.8	1	1	1	0	L	10-26	
12/18	at Bills	S	20	10	217	50.0	10.9	21.7	2	0	65t	2/23	122.3	0	0	0	0	W	30-23	
12/24	at Patriots	S	32	16	281	50.0	8.8	17.6	3	1	47	5/28	98.6	3	-8	0	0	L	24-27	
01/01	Jets	S	32	22	135	68.8	4.2	6.1	1	2	19	1/7	61.3	3	-1	1	0	W	19-17	
2011 TOTALS		13-12	347	210	2,497	60.5	7.2	11.9	16	9	65t	36/229	87.1	32	65	16	2	6-10		

+ - Overtime

2012 GAME-BY-GAME REGULAR SEASON STATISTICS (DOLPHINS)

DATE	OPPONENT	P/S	PASSING										RUSHING					SCORE		
			ATT	CMP	YDS	PCT	Y/A	Y/C	TD	INT	LG	SK/YD	RATE	ATT	YDS	LG	TD		W/L	
09/09	at Texans																		L	10-30
09/16	Raiders																		W	35-13
09/23	Jets																		L	20-23+
09/30	at Cardinals																		L	21-24+
10/07	at Bengals																		W	17-13
10/14	Rams																		W	17-14
10/28	at Jets	P	19	11	131	57.9	6.9	11.9	1	0	37	1/1	96.6	4	-4	-1	0	W	30-9	
11/04	at Colts																		L	20-23
11/11	Titans	P	0	0	0	0.0	0.0	0.0	0	0	0	1/8	0.0	1	1	1	0	L	3-37	
11/15	at Bills																		L	14-19
11/25	Seahawks																		W	24-21
12/02	Patriots																		L	16-23
12/09	at 49ers																		L	13-27
12/16	Jaguars																		W	24-3
12/23	Bills																		W	24-10
12/30	at Patriots																		L	0-28
2012 TOTALS		2-0	19	11	131	57.9	6.9	11.9	1	0	37	2/9	96.6	5	-3	1	0	7-9		

+ - Overtime

2013 GAME-BY-GAME REGULAR SEASON STATISTICS (DOLPHINS)

DATE	OPPONENT	P/S	PASSING										RUSHING				W/L	SCORE		
			ATT	CMP	YDS	PCT	Y/A	Y/C	TD	INT	LG	SK/YD	RATE	ATT	YDS	LG			TD	
09/08	at Browns																		W	23-10
09/15	at Colts																		W	24-20
09/22	Falcons																		W	27-23
09/30	at Saints																		L	17-38
10/06	Ravens																		L	23-26
10/20	Bills																		L	21-23
10/27	at Patriots																		L	17-27
10/31	Bengals																		W	22-20+
11/11	at Buccaneers																		L	19-22
11/17	Chargers																		W	20-16
11/24	Panthers																		L	16-20
12/01	at Jets																		W	23-3
12/08	at Steelers																		W	34-28
12/15	Patriots																		W	24-20
12/22	at Bills	P	6	2	53	33.3	8.8	26.5	0	2	50	0/0	27.1	0	0	0	0		L	0-19
12/29	Jets																		L	7-20
2013 TOTALS		1-0	6	2	53	33.3	8.8	26.5	0	2	50	0/0	27.1	0	0	0	0		8-8	

+ - Overtime

2014 GAME-BY-GAME REGULAR SEASON STATISTICS (DOLPHINS)

DATE	OPPONENT	P/S	PASSING										RUSHING				W/L	SCORE		
			ATT	CMP	YDS	PCT	Y/A	Y/C	TD	INT	LG	SK/YD	RATE	ATT	YDS	LG			TD	
09/07	Patriots																		W	33-20
09/14	at Bills																		L	10-29
09/21	Chiefs																		L	15-34
09/28	at Raiders	P	0	0	0	0.0	0.0	0.0	0	0	0	0/0	0.0	2	-2	-1	0		W	38-14
10/12	Packers																		L	24-27
10/19	at Bears																		W	27-14
10/26	at Jaguars																		W	27-13
11/02	Chargers	P	4	2	21	50.0	5.3	10.5	0	0	14	0/0	65.6	0	0	0	0		W	37-0
11/09	at Lions																		L	16-20
11/13	Bills																		W	22-9
11/23	at Broncos																		L	36-39
12/01	at Jets																		W	16-13
12/07	Ravens																		L	13-28
12/14	at Patriots																		L	13-41
12/21	Vikings																		W	37-35
12/28	Jets																		L	24-37
2014 TOTALS		2-0	4	2	21	50.0	5.3	10.5	0	0	14	0/0	65.6	2	-2	-1	0		8-8	

2015 GAME-BY-GAME REGULAR SEASON STATISTICS (DOLPHINS)

DATE	OPPONENT	P/S	PASSING										RUSHING				W/L	SCORE		
			ATT	CMP	YDS	PCT	Y/A	Y/C	TD	INT	LG	SK/YD	RATE	ATT	YDS	LG			TD	
09/13	at Washington																		W	17-10
09/20	at Jaguars																		L	20-23
09/27	Bills																		L	14-41
10/04	Jets																		L	14-27
10/18	at Titans																		W	38-10
10/25	Texans	P	1	1	14	100.0	14.0	14.0	0	0	14	0/0	118.8	3	-2	0	0		W	44-26
10/29	at Patriots																		L	7-36
11/08	at Bills																		L	17-33
11/15	at Eagles																		W	20-19
11/22	Cowboys																		L	14-24
11/29	at Jets																		L	20-38
12/06	Ravens																		W	15-13
12/14	Giants																		L	24-31
12/20	at Chargers																		L	14-30
12/27	Colts																		L	12-18
01/03	Patriots																		W	20-10
2015 TOTALS		1-0	1	1	14	100.0	14.0	14.0	0	0	14	0/0	118.8	3	-2	0	0		6-10	

2016 GAME-BY-GAME REGULAR SEASON STATISTICS (DOLPHINS)

DATE	OPPONENT	P/S	PASSING										RUSHING				W/L	SCORE		
			ATT	CMP	YDS	PCT	Y/A	Y/C	TD	INT	LG	SK/YD	RATE	ATT	YDS	LG			TD	
09/11	at Seahawks																		L	10-12
09/18	at Patriots																		L	24-31
09/25	Browns																		L	30-24+
09/29	at Bengals																		L	7-22
10/09	Titans																		L	17-30
10/16	Steelers																		W	30-15
10/23	Bills																		W	28-25
11/06	Jets																		W	27-23
11/13	at Chargers																		W	31-24
11/20	at Rams																		W	14-10
11/27	49ers																		W	31-24
12/04	at Ravens																		L	6-38
12/11	Cardinals	P	5	3	47	60.0	9.4	15.7	0	0	29	0/0	91.2	0	0	0	0	0	W	26-23
12/17	at Jets	S	18	12	236	66.7	13.1	19.7	4	1	66t	1/0	126.2	0	0	0	0	0	W	34-13
12/24	at Bills	S	30	16	233	53.3	7.8	14.6	2	1	56t	0/0	87.2	1	-1	-1	0	0	W	34-31+
01/01	Patriots	S	34	24	205	70.6	6.0	8.5	2	1	25t	0/0	93.4	0	0	0	0	0	L	14-35
2016 TOTALS		4-3	87	55	721	63.2	8.3	13.1	8	3	66t	1/0	105.6	1	-1	-1	0	10-6		

+ - Overtime

2017 GAME-BY-GAME REGULAR SEASON STATISTICS (DOLPHINS)

DATE	OPPONENT	P/S	PASSING										RUSHING				W/L	SCORE		
			ATT	CMP	YDS	PCT	Y/A	Y/C	TD	INT	LG	SK/YD	RATE	ATT	YDS	LG			TD	
11/19	Buccaneers	P	28	17	282	60.7	10.1	16.6	1	0	61t	1/0	106.5	1	0	0	0	0	L	20-30
09/17	at Chargers																		W	19-17
09/24	at Jets																		L	6-20
10/01	Saints																		L	0-20
10/08	Titans																		W	16-10
10/15	at Falcons																		W	20-17
10/22	Jets	P	21	13	188	61.9	9.0	14.5	2	1	29	1/9	102.9	0	0	0	0	0	W	31-28
10/26	at Ravens	S	44	25	176	56.8	4.0	7.0	0	2	28	3/25	47.2	0	0	0	0	0	L	0-40
11/05	Raiders																		L	24-27
11/13	at Panthers																		L	21-45
11/26	at Patriots	S	34	23	215	67.6	6.3	9.3	1	2	28	7/61	70.1	2	9	7	0	0	L	17-35
12/03	Broncos																		W	35-9
12/11	Patriots																		W	27-20
12/17	at Bills																		L	16-24
12/24	at Chiefs																		L	13-29
12/31	Bills																		L	16-22
2017 TOTALS		4-2	127	78	861	61.4	6.8	11.0	4	5	61t	12/95	75.6	3	9	7	0	6-10		

2018 GAME-BY-GAME REGULAR SEASON STATISTICS (DOLPHINS)

DATE	OPPONENT	P/S	PASSING										RUSHING				W/L	SCORE			
			ATT	CMP	YDS	PCT	Y/A	Y/C	TD	INT	LG	SK/YD	RATE	ATT	YDS	LG			TD		
09/09	Titans																		W	27-20	
09/16	at Jets																		W	20-12	
09/23	Raiders																		W	28-20	
09/30	at Patriots																		L	7-38	
10/07	at Bengals																		L	17-27	
10/14	Bears																		W	31-28+	
10/21	Lions																		L	21-32	
10/25	at Texans																		L	23-42	
11/04	Jets																		W	13-6	
11/11	at Packers																		L	12-31	
11/25	at Colts																		L	24-27	
12/02	Bills																		W	21-17	
12/09	Patriots																		W	34-33	
12/16	at Vikings																		L	17-41	
12/23	Jaguars																		L	7-17	
12/30	at Bills																		L	17-42	
2018 TOTALS		0-0	0	0	0	0.0	0.0	0.0	0	0	0	0/0	0.0	0	0	0	0	0	7-9		

+ - Overtime

2019 GAME-BY-GAME REGULAR SEASON STATISTICS (CHIEFS)

DATE	OPPONENT	P/S	PASSING											RUSHING				W/L	SCORE
			ATT	CMP	YDS	PCT	Y/A	Y/C	TD	INT	LG	SK/YD	RATE	ATT	YDS	LG	TD		
09/08	at Jaguars	P	1	0	0	0.0	0.0	0.0	0	0	0	0/0	39.6	1	-1	-1	0	W	40-26
09/15	at Raiders																	W	28-10
09/22	Ravens																	W	33-28
09/29	at Lions																	W	34-30
10/06	Colts																	L	13-19
10/13	Texans																	L	24-31
10/17	at Broncos	P	19	10	117	52.6	6.2	11.7	1	0	57t	1/2	89.1	1	-1	-1	0	W	30-6
10/27	Packers	S	36	24	267	66.7	7.4	11.1	2	0	30t	2/18	107.1	1	3	3	0	L	24-31
11/03	Vikings	S	35	25	275	71.4	7.9	11.0	1	0	41	5/45	103.9	0	0	0	0	W	26-23
11/10	at Titans																	L	32-35
11/18	at Chargers																	W	24-17
12/01	Raiders	P	0	0	0	0.0	0.0	0.0	0	0	0	0/0	0.0	1	-1	-1	0	W	40-9
12/08	at Patriots																	W	23-16
12/15	Broncos																	W	23-3
12/22	at Bears	P	0	0	0	0.0	0.0	0.0	0	0	0	0/0	0.0	1	-1	-1	0	W	26-3
12/29	Chargers																	W	31-21
2019 TOTALS		6-2	91	59	659	64.8	7.2	11.2	4	0	57t	8/65	100.9	5	-1	3	0	12-4	

2008 GAME-BY-GAME POSTSEASON STATISTICS (PANTHERS)

DATE	OPPONENT	P/S	PASSING											RUSHING				W/L	SCORE	
			ATT	CMP	YDS	PCT	Y/A	Y/C	TD	INT	LG	SK/YD	RATE	ATT	YDS	LG	TD			
01/10	Cardinals																		L	13-33
2008 TOTALS		0-0	0	0	0	0.0	0.0	0.0	0	0	0	0/0	0.0	0	0	0	0	0	0-1	

2016 GAME-BY-GAME POSTSEASON STATISTICS (DOLPHINS)

DATE	OPPONENT	P/S	PASSING											RUSHING				W/L	SCORE
			ATT	CMP	YDS	PCT	Y/A	Y/C	TD	INT	LG	SK/YD	RATE	ATT	YDS	LG	TD		
01/08	at Steelers	S	36	29	289	80.6	8.0	10.0	1	1	37	5/36	97.8	1	2	2	0	L	12-30
2016 TOTALS		1-1	36	29	289	80.6	8.0	10.0	1	1	37	5/36	97.8	1	2	2	0	0-1	

2019 GAME-BY-GAME POSTSEASON STATISTICS (CHIEFS)

DATE	OPPONENT	P/S	PASSING											RUSHING				W/L	SCORE	
			ATT	CMP	YDS	PCT	Y/A	Y/C	TD	INT	LG	SK/YD	RATE	ATT	YDS	LG	TD			
01/12	Texans																		W	51-31
01/19	Titans																		W	35-24
02/02	49ers																		W	31-20
2019 TOTALS		0-0	0	0	0	0.0	0.0	0.0	0	0	0	0/0	0.0	0	0	0	0	0	3-0	



BEN NIEMANN

LINEBACKER #56
IOWA



3RD YEAR IN THE NFL

3RD YEAR WITH THE CHIEFS

HEIGHT: 6'2"
WEIGHT: 235
DRAFTED: CFA-18
BIRTHDAY: 7/27/95

- Third-year linebacker enters his third season with the Chiefs in 2020.
- Made first NFL start at RILB in Week 10 vs. Arizona (11/11/18).
- Originally entered the NFL as an undrafted free agent

with the Chiefs in 2018.

Transactions:

Originally entered the NFL as an undrafted free agent with the Chiefs in 2018.

COLLEGE

Appeared in 49 games for Iowa (2014-17) ... As a senior started in all 13 games, collecting 80 tackles (45 solo) with six tackles for loss and 1.0 sack, recorded one interception, two forced fumbles and one fumble recovery ... As a junior started in all 13 games, he recorded 69 tackles (37 solo) and totaled three tackles for loss, one interception and four pass break-ups ... Academic All-Big Ten (2016-17), honorable mention All-Big Ten by league coaches and media (2017) ... One of three true freshmen to play in 2014.

PERSONAL

- Earned three-letters at wide receiver and strong safety at Sycamore High School.
- Earned first team all-state, all-conference and all-area honors as a senior.
- Finished senior season with 78 tackles, also had 45 receptions for 1,050 yards and 15 touchdowns, along with two punt-return touchdowns.
- Two-year letterman in basketball, earning all-conference honors.
- Hometown: Sycamore, Ill.
- Last name pronounced: NEE-man.

BEN NIEMANN'S NFL REGULAR SEASON DEFENSIVE STATISTICS

DATE	TEAM	GP	GS	TACKLES								INTERCEPTIONS					O. FUMB			ST				MISC			
				TK	S	A	TFL	YDS	SK	YDS	QBH	NO	YDS	LG	TD	PD	FF	FR	YDS	TK	S	A	FF	FR	S	A	
2018	Chiefs	14	1	8	5	3	0	0	0.0	0.0	0	0	0	0	0	0	0	0	0	0	2	2	0	0	0	0	0
2019	Chiefs	16	1	50	30	20	1	4	0.0	0.0	1	0	0	0	0	1	0	0	0	0	6	5	1	0	1	0	0
NFL TOTALS		30	2	58	35	23	1	4	0.0	0.0	1	0	0	0	0	1	0	0	0	8	7	1	0	1	0	0	

BEN NIEMANN'S NFL POSTSEASON DEFENSIVE STATISTICS

DATE	TEAM	GP	GS	TACKLES								INTERCEPTIONS					O. FUMB			ST				MISC			
				TK	S	A	TFL	YDS	SK	YDS	QBH	NO	YDS	LG	TD	PD	FF	FR	YDS	TK	S	A	FF	FR	S	A	
2018	Chiefs	2	0	0	0	0	0	0	0	0.0	0.0	0	0	0	0	0	0	0	0	0	2	1	1	0	0	0	0
2019	Chiefs	3	0	6	3	3	0	0	0.0	0.0	1	0	0	0	0	0	0	0	0	0	1	1	0	0	0	0	
NFL TOTALS		5	0	6	3	3	0	0	0.0	0.0	1	0	0	0	0	0	0	0	0	3	2	1	0	0	0	0	

SINGLE-GAME HIGHS: DEFENSIVE

Total Tackles 10 vs. Indianapolis Colts, Oct 06, 2019 **Special Teams Tackles** 2 vs. Los Angeles Chargers, Dec 29, 2019
 6 vs. Houston Texans, Oct 13, 2019 2 at New England Patriots, Dec 08, 2019
 6 vs. Arizona Cardinals, Nov 11, 2018 1 vs. Denver Broncos, Dec 15, 2019
 5 at Denver Broncos, Oct 17, 2019 1 at Denver Broncos, Oct 17, 2019
 4 vs. Los Angeles Chargers, Dec 29, 2019 ...2 more at 1.
 ...2 more at 4. **Special Teams Fumble Recoveries** 1 at Detroit Lions, Sep 29, 2019

Passes Defensed 1 vs. Baltimore Ravens, Sep 22, 2019

Tackles For Loss 1 at Denver Broncos, Oct 17, 2019

SINGLE-GAME HIGHS - POSTSEASON: DEFENSIVE

Total Tackles 4 vs. Houston Texans, Jan 12, 2020 **Special Teams Tackles** 2 vs. New England Patriots, Jan 20, 2019
 1 vs. San Francisco 49ers, Feb 02, 2020 1 vs. San Francisco 49ers, Feb 02, 2020
 1 vs. Tennessee Titans, Jan 19, 2020

2018 GAME-BY-GAME REGULAR SEASON STATISTICS (CHIEFS)

DATE	OPPONENT	P/S	TACKLES							INTERCEPTIONS				O. FUMB			ST				MISC		W/L	SCORE				
			TK	S	A	SK	YDS	TFL	YDS	QBH	NO	YDS	LG	TD	PD	FF	FR	YDS	TK	S	A	FF			FR	S	A	
09/09	at Chargers	P	0	0	0	0.0	0.0	0	0	0	0	0	0	0	0	0	0	0	0	0	0	0	0	0	0	W	38-28	
09/16	at Steelers		INACTIVE																								W	42-37
09/23	49ers		INACTIVE																								W	38-27
10/01	at Broncos	P	0	0	0	0.0	0.0	0	0	0	0	0	0	0	0	0	0	0	0	0	0	0	0	0	0	W	27-23	
10/07	Jaguars	P	0	0	0	0.0	0.0	0	0	0	0	0	0	0	0	0	0	0	0	0	0	0	0	0	0	W	30-14	
10/14	at Patriots	P	0	0	0	0.0	0.0	0	0	0	0	0	0	0	0	0	0	0	0	0	0	0	0	0	0	L	40-43	
10/21	Bengals	P	0	0	0	0.0	0.0	0	0	0	0	0	0	0	0	0	0	0	0	0	0	0	0	0	0	W	45-10	
10/28	Broncos	P	0	0	0	0.0	0.0	0	0	0	0	0	0	0	0	0	0	0	0	0	0	0	0	0	0	W	30-23	
11/04	at Browns	P	2	0	2	0.0	0.0	0	0	0	0	0	0	0	0	0	0	0	0	0	0	0	0	0	0	W	37-21	
11/11	Cardinals	S	6	5	1	0.0	0.0	0	0	0	0	0	0	0	0	0	0	0	0	0	0	0	0	0	0	W	26-14	
11/19	at Rams	P	0	0	0	0.0	0.0	0	0	0	0	0	0	0	0	0	0	0	1	1	0	0	0	0	0	L	51-54	
12/02	at Raiders	P	0	0	0	0.0	0.0	0	0	0	0	0	0	0	0	0	0	0	0	0	0	0	0	0	0	W	40-33	
12/09	Ravens	P	0	0	0	0.0	0.0	0	0	0	0	0	0	0	0	0	0	0	0	0	0	0	0	0	0	W	27-24+	
12/13	Chargers	P	0	0	0	0.0	0.0	0	0	0	0	0	0	0	0	0	0	0	0	0	0	0	0	0	0	L	28-29	
12/23	at Seahawks	P	0	0	0	0.0	0.0	0	0	0	0	0	0	0	0	0	0	0	1	1	0	0	0	0	0	L	31-38	
12/30	Raiders	P	0	0	0	0.0	0.0	0	0	0	0	0	0	0	0	0	0	0	0	0	0	0	0	0	0	W	35-3	
2018 TOTALS		14-1	8	5	3	0.0	0.0	0	0	0	0	0	0	0	0	0	0	0	2	2	0	0	0	0	0	12-4		

+ - Overtime

2019 GAME-BY-GAME REGULAR SEASON STATISTICS (CHIEFS)

DATE	OPPONENT	P/S	TACKLES							INTERCEPTIONS				O. FUMB			ST				MISC		W/L	SCORE			
			TK	S	A	SK	YDS	TFL	YDS	QBH	NO	YDS	LG	TD	PD	FF	FR	YDS	TK	S	A	FF			FR	S	A
09/08	at Jaguars	P	0	0	0	0.0	0.0	0	0	0	0	0	0	0	0	0	0	0	0	0	0	0	0	0	0	W	40-26
09/15	at Raiders	P	3	2	1	0.0	0.0	0	0	0	0	0	0	0	0	0	0	0	0	0	0	0	0	0	0	W	28-10
09/22	Ravens	P	2	1	1	0.0	0.0	0	0	0	0	0	0	0	1	0	0	0	0	0	0	0	0	0	0	W	33-28
09/29	at Lions	P	0	0	0	0.0	0.0	0	0	0	0	0	0	0	0	0	0	0	0	0	0	1	0	0	0	W	34-30
10/06	Colts	P	10	6	4	0.0	0.0	0	0	0	0	0	0	0	0	0	0	0	0	0	0	0	0	0	0	L	13-19
10/13	Texans	S	6	2	4	0.0	0.0	0	0	0	0	0	0	0	0	0	0	0	0	0	0	0	0	0	0	L	24-31
10/17	at Broncos	P	5	4	1	0.0	0.0	1	4	0	0	0	0	0	0	0	0	0	1	1	0	0	0	0	0	W	30-6
10/27	Packers	P	4	4	0	0.0	0.0	0	0	0	0	0	0	0	0	0	0	0	0	0	0	0	0	0	0	L	24-31
11/03	Vikings	P	0	0	0	0.0	0.0	0	0	0	0	0	0	0	0	0	0	0	0	0	0	0	0	0	0	W	26-23
11/10	at Titans	P	1	0	1	0.0	0.0	0	0	1	0	0	0	0	0	0	0	0	0	0	0	0	0	0	0	L	32-35
11/18	at Chargers	P	4	2	2	0.0	0.0	0	0	0	0	0	0	0	0	0	0	0	0	0	0	0	0	0	0	W	24-17
12/01	Raiders	P	3	0	3	0.0	0.0	0	0	0	0	0	0	0	0	0	0	0	0	0	0	0	0	0	0	W	40-9
12/08	at Patriots	P	2	1	1	0.0	0.0	0	0	0	0	0	0	0	0	0	0	0	2	2	0	0	0	0	0	W	23-16
12/15	Broncos	P	3	2	1	0.0	0.0	0	0	0	0	0	0	0	0	0	0	0	1	1	0	0	0	0	0	W	23-3
12/22	at Bears	P	3	3	0	0.0	0.0	0	0	0	0	0	0	0	0	0	0	0	0	0	0	0	0	0	0	W	26-3
12/29	Chargers	P	4	3	1	0.0	0.0	0	0	0	0	0	0	0	0	0	0	0	2	1	1	0	0	0	0	W	31-21
2019 TOTALS		16-1	50	30	20	0.0	0.0	1	4	1	0	0	0	0	1	0	0	0	6	5	1	0	1	0	0	12-4	

2018 GAME-BY-GAME POSTSEASON STATISTICS (CHIEFS)

DATE	OPPONENT	P/S	TACKLES							INTERCEPTIONS				O. FUMB			ST				MISC		W/L	SCORE			
			TK	S	A	SK	YDS	TFL	YDS	QBH	NO	YDS	LG	TD	PD	FF	FR	YDS	TK	S	A	FF			FR	S	A
01/12	Colts	P	0	0	0	0.0	0.0	0	0	0	0	0	0	0	0	0	0	0	0	0	0	0	0	0	0	W	31-13
01/20	Patriots	P	0	0	0	0.0	0.0	0	0	0	0	0	0	0	0	0	0	0	2	1	1	0	0	0	0	L	31-37+
2018 TOTALS		2-0	0	0	0	0.0	0.0	0	0	0	0	0	0	0	0	0	0	0	2	1	1	0	0	0	0	1-1	

+ - Overtime

2019 GAME-BY-GAME POSTSEASON STATISTICS (CHIEFS)

DATE	OPPONENT	P/S	TACKLES							INTERCEPTIONS				O. FUMB			ST				MISC		W/L	SCORE			
			TK	S	A	SK	YDS	TFL	YDS	QBH	NO	YDS	LG	TD	PD	FF	FR	YDS	TK	S	A	FF			FR	S	A
01/12	Texans	P	4	2	2	0.0	0.0	0	0	0	0	0	0	0	0	0	0	0	0	0	0	0	0	0	0	W	51-31
01/19	Titans	P	1	1	0	0.0	0.0	0	0	0	0	0	0	0	0	0	0	0	0	0	0	0	0	0	0	W	35-24
02/02	49ers	P	1	0	1	0.0	0.0	0	0	1	0	0	0	0	0	0	0	0	1	1	0	0	0	0	0	W	31-20
2019 TOTALS		3-0	6	3	3	0.0	0.0	0	0	1	0	0	0	0	0	0	0	0	1	1	0	0	0	0	0	3-0	



DERRICK NNADI

DEFENSIVE TACKLE #91
FLORIDA STATE



3RD YEAR IN THE NFL

3RD YEAR WITH THE CHIEFS

HEIGHT: 6'1"
WEIGHT: 312
DRAFTED: D3A-18
BIRTHDAY: 9/5/96

- Third-year defensive tackle enters his third NFL season with the Chiefs in 2020.
- Logged first NFL start at nose tackle in week 5 vs. Jacksonville (10/7/18) where he had four solo tackles.
- The Chiefs traded two picks (No. 86 and 122) to the

Baltimore Ravens to move up to the No. 75 overall pick to draft Nnadi in the third round (75th overall).

Transactions:

Originally entered the NFL as the Chiefs third round (75th overall) pick of the 2018 NFL Draft.

COLLEGE

Appeared in 48 games for Florida State (2014-17), recording 165 tackles (74 solo), 17 tackles for loss, 8.0 sacks (-59 yards), two fumble recoveries and two forced fumbles ... Named third-team All ACC his senior season ... Was named to the preseason Nagurski, Outland and Bednarik award watch list in 2017 ... Was named first-team All-ACC by the coaches and third team All-ACC by the media in 2016 ... Collected ACC Defensive Lineman of the Week honors following a dominant effort totaling a season-high eight tackles, two TFLs, 1.0 sack and one pass breakup versus the third-ranked Clemson Tigers ... Named third team All-ACC by the media in 2015 ... Earned Defensive Most Improved Player honors following the 2016 spring season.

PERSONAL

- Totaled 167 total tackles, 27 tackles for loss and 13.0 sacks while leading Ocean Lakes to its first state championship game appearance as a junior in 2012.
- Named First Team All-Beach District and All-Eastern Region honors and First Team All-Tidewater selection as a junior and a senior.
- Beach District co-Defensive Player of the Year in 2013.
- Anchored a Dolphins' defense that held eight opponents to one touchdown or less.
- Majored in social science at Florida State.
- Hometown: Virginia Beach, Va.
- Last name pronounced: NAH-dee.

DERRICK NNADI'S NFL REGULAR SEASON DEFENSIVE STATISTICS

DATE	TEAM	GP	GS	TACKLES						QBH	INTERCEPTIONS				O. FUMB			ST			MISC				
				TK	S	A	TFL	YDS	SK		YDS	NO	YDS	LG	TD	PD	FF	FR	YDS	TK	S	A	FF	FR	S
2018	Chiefs	16	11	35	17	18	0	0	0.0	0.0	0	0	0	0	0	0	0	0	0	0	0	0	0	0	0
2019	Chiefs	16	16	48	18	30	3	3	1.0	1.0	1	1	0	0	1	1	0	0	0	0	0	0	0	0	
NFL TOTALS		32	27	83	35	48	3	3	1.0	1.0	1	1	0	0	1	1	0	0	0	0	0	0	0	0	0

DERRICK NNADI'S NFL POSTSEASON DEFENSIVE STATISTICS

DATE	TEAM	GP	GS	TACKLES						QBH	INTERCEPTIONS				O. FUMB			ST			MISC				
				TK	S	A	TFL	YDS	SK		YDS	NO	YDS	LG	TD	PD	FF	FR	YDS	TK	S	A	FF	FR	S
2018	Chiefs	2	2	8	1	7	1	6	0.0	0.0	1	0	0	0	0	0	0	0	0	0	0	0	0	0	0
2019	Chiefs	3	3	7	4	3	1	1	0.0	0.0	0	0	0	0	0	0	0	0	0	0	0	0	0	0	0
NFL TOTALS		5	5	15	5	10	2	7	0.0	0.0	1	0	0	0	0	0	0	0	0	0	0	0	0	0	0

SINGLE-GAME HIGHS: DEFENSIVE

Total Tackles 9 at Detroit Lions, Sep 29, 2019
 6 vs. Minnesota Vikings, Nov 03, 2019
 6 vs. Indianapolis Colts, Oct 06, 2019
 5 vs. Baltimore Ravens, Dec 09, 2018
 5 at New England Patriots, Oct 14, 2018

Sacks 1.0 at Detroit Lions, Sep 29, 2019

Passes Defensed 1 at Los Angeles Chargers, Nov 18, 2019

Forced Fumbles 1 at Detroit Lions, Sep 29, 2019

Tackles For Loss 2 at New England Patriots, Dec 08, 2019
 1 at Denver Broncos, Oct 17, 2019

Interceptions 1 at Los Angeles Chargers, Nov 18, 2019

SINGLE-GAME HIGHS - POSTSEASON: DEFENSIVE

Total Tackles 6 vs. New England Patriots, Jan 20, 2019
 4 vs. San Francisco 49ers, Feb 02, 2020
 2 vs. Houston Texans, Jan 12, 2020
 2 vs. Indianapolis Colts, Jan 12, 2019
 1 vs. Tennessee Titans, Jan 19, 2020

Tackles For Loss 1 vs. San Francisco 49ers, Feb 02, 2020
 1 vs. Indianapolis Colts, Jan 12, 2019

2018 GAME-BY-GAME REGULAR SEASON STATISTICS (CHIEFS)

DATE	OPPONENT	P/S	TACKLES							INTERCEPTIONS				O. FUMB			ST				MISC		W/L	SCORE		
			TK	S	A	SK	YDS	TFL	YDS	QBH	NO	YDS	LG	TD	PD	FF	FR	YDS	TK	S	A	FF			FR	S
09/09	at Chargers	P	0	0	0	0.0	0.0	0	0	0	0	0	0	0	0	0	0	0	0	0	0	0	0	0	W	38-28
09/16	at Steelers	P	0	0	0	0.0	0.0	0	0	0	0	0	0	0	0	0	0	0	0	0	0	0	0	0	W	42-37
09/23	49ers	P	3	1	2	0.0	0.0	0	0	0	0	0	0	0	0	0	0	0	0	0	0	0	0	0	W	38-27
10/01	at Broncos	P	1	1	0	0.0	0.0	0	0	0	0	0	0	0	0	0	0	0	0	0	0	0	0	0	W	27-23
10/07	Jaguars	S	3	3	0	0.0	0.0	0	0	0	0	0	0	0	0	0	0	0	0	0	0	0	0	0	W	30-14
10/14	at Patriots	S	5	1	4	0.0	0.0	0	0	0	0	0	0	0	0	0	0	0	0	0	0	0	0	0	L	40-43
10/21	Bengals	S	3	3	0	0.0	0.0	0	0	0	0	0	0	0	0	0	0	0	0	0	0	0	0	0	W	45-10
10/28	Broncos	S	2	1	1	0.0	0.0	0	0	0	0	0	0	0	0	0	0	0	0	0	0	0	0	0	W	30-23
11/04	at Browns	S	3	1	2	0.0	0.0	0	0	0	0	0	0	0	0	0	0	0	0	0	0	0	0	0	W	37-21
11/11	Cardinals	S	1	1	0	0.0	0.0	0	0	0	0	0	0	0	0	0	0	0	0	0	0	0	0	0	W	26-14
11/19	at Rams	P	0	0	0	0.0	0.0	0	0	0	0	0	0	0	0	0	0	0	0	0	0	0	0	0	L	51-54
12/02	at Raiders	S	1	0	1	0.0	0.0	0	0	0	0	0	0	0	0	0	0	0	0	0	0	0	0	0	W	40-33
12/09	Ravens	S	5	3	2	0.0	0.0	0	0	0	0	0	0	0	0	0	0	0	0	0	0	0	0	0	W	27-24+
12/13	Chargers	S	3	0	3	0.0	0.0	0	0	0	0	0	0	0	0	0	0	0	0	0	0	0	0	0	L	28-29
12/23	at Seahawks	S	4	2	2	0.0	0.0	0	0	0	0	0	0	0	0	0	0	0	0	0	0	0	0	0	L	31-38
12/30	Raiders	S	1	0	1	0.0	0.0	0	0	0	0	0	0	0	0	0	0	0	0	0	0	0	0	0	W	35-3
2018 TOTALS		16-11	35	17	18	0.0	0.0	0	0	0	0	0	0	0	0	0	0	0	0	0	0	0	0	0	12-4	

+ - Overtime

2019 GAME-BY-GAME REGULAR SEASON STATISTICS (CHIEFS)

DATE	OPPONENT	P/S	TACKLES							INTERCEPTIONS				O. FUMB			ST				MISC		W/L	SCORE		
			TK	S	A	SK	YDS	TFL	YDS	QBH	NO	YDS	LG	TD	PD	FF	FR	YDS	TK	S	A	FF			FR	S
09/08	at Jaguars	S	3	0	3	0.0	0.0	0	0	0	0	0	0	0	0	0	0	0	0	0	0	0	0	0	W	40-26
09/15	at Raiders	S	1	1	0	0.0	0.0	0	0	0	0	0	0	0	0	0	0	0	0	0	0	0	0	0	W	28-10
09/22	Ravens	S	4	2	2	0.0	0.0	0	0	0	0	0	0	0	0	0	0	0	0	0	0	0	0	0	W	33-28
09/29	at Lions	S	9	5	4	1.0	1.0	0	0	0	0	0	0	0	0	1	0	0	0	0	0	0	0	0	W	34-30
10/06	Colts	S	6	2	4	0.0	0.0	0	0	0	0	0	0	0	0	0	0	0	0	0	0	0	0	0	L	13-19
10/13	Texans	S	3	1	2	0.0	0.0	0	0	0	0	0	0	0	0	0	0	0	0	0	0	0	0	0	L	24-31
10/17	at Broncos	S	2	1	1	0.0	0.0	1	1	0	0	0	0	0	0	0	0	0	0	0	0	0	0	0	W	30-6
10/27	Packers	S	2	0	2	0.0	0.0	0	0	1	0	0	0	0	0	0	0	0	0	0	0	0	0	0	L	24-31
11/03	Vikings	S	6	2	4	0.0	0.0	0	0	0	0	0	0	0	0	0	0	0	0	0	0	0	0	0	W	26-23
11/10	at Titans	S	1	1	0	0.0	0.0	0	0	0	0	0	0	0	0	0	0	0	0	0	0	0	0	0	L	32-35
11/18	at Chargers	S	1	0	1	0.0	0.0	0	0	0	1	0	0	0	1	0	0	0	0	0	0	0	0	0	W	24-17
12/01	Raiders	S	3	0	3	0.0	0.0	0	0	0	0	0	0	0	0	0	0	0	0	0	0	0	0	0	W	40-9
12/08	at Patriots	S	3	2	1	0.0	0.0	2	2	0	0	0	0	0	0	0	0	0	0	0	0	0	0	0	W	23-16
12/15	Broncos	S	0	0	0	0.0	0.0	0	0	0	0	0	0	0	0	0	0	0	0	0	0	0	0	0	W	23-3
12/22	at Bears	S	1	1	0	0.0	0.0	0	0	0	0	0	0	0	0	0	0	0	0	0	0	0	0	0	W	26-3
12/29	Chargers	S	3	0	3	0.0	0.0	0	0	0	0	0	0	0	0	0	0	0	0	0	0	0	0	0	W	31-21
2019 TOTALS		16-16	48	18	30	1.0	1.0	3	3	1	1	0	0	0	1	1	0	0	0	0	0	0	0	0	12-4	

2018 GAME-BY-GAME POSTSEASON STATISTICS (CHIEFS)

DATE	OPPONENT	P/S	TACKLES							INTERCEPTIONS				O. FUMB			ST				MISC		W/L	SCORE			
			TK	S	A	SK	YDS	TFL	YDS	QBH	NO	YDS	LG	TD	PD	FF	FR	YDS	TK	S	A	FF			FR	S	A
01/12	Colts	S	2	1	1	0.0	0.0	1	6	0	0	0	0	0	0	0	0	0	0	0	0	0	0	0	0	W	31-13
01/20	Patriots	S	6	0	6	0.0	0.0	0	0	1	0	0	0	0	0	0	0	0	0	0	0	0	0	0	0	L	31-37+
2018 TOTALS		2-2	8	1	7	0.0	0.0	1	6	1	0	0	0	0	0	0	0	0	0	0	0	0	0	0	1-1		

+ - Overtime

2019 GAME-BY-GAME POSTSEASON STATISTICS (CHIEFS)

DATE	OPPONENT	P/S	TACKLES							INTERCEPTIONS				O. FUMB			ST				MISC		W/L	SCORE			
			TK	S	A	SK	YDS	TFL	YDS	QBH	NO	YDS	LG	TD	PD	FF	FR	YDS	TK	S	A	FF			FR	S	A
01/12	Texans	S	2	1	1	0.0	0.0	0	0	0	0	0	0	0	0	0	0	0	0	0	0	0	0	0	0	W	51-31
01/19	Titans	S	1	0	1	0.0	0.0	0	0	0	0	0	0	0	0	0	0	0	0	0	0	0	0	0	0	W	35-24
02/02	49ers	S	4	3	1	0.0	0.0	1	1	0	0	0	0	0	0	0	0	0	0	0	0	0	0	0	0	W	31-20
2019 TOTALS		3-3	7	4	3	0.0	0.0	1	1	0	0	0	0	0	0	0	0	0	0	0	0	0	0	0	3-0		



DORIAN O'DANIEL

LINEBACKER #44
CLEMSON



3RD YEAR IN THE NFL

3RD YEAR WITH THE CHIEFS

HEIGHT: 6'1"
WEIGHT: 220
DRAFTED: D3B-18
BIRTHDAY: 4/9/94

- In the game vs. the Houston Texans (1/12/20), O'Daniel recorded his first-career sack for a loss of one yard.
- Third-year linebacker enters his third NFL season with the Chiefs in 2020.
- Recorded first career fumble recovery in week 13 of 2018 season at Oakland (12/1/18).
- The Chiefs traded their second and third round picks

to Cincinnati for a second round and fourth round pick which was used to select O'Daniel with the 100th overall pick in the 2018 NFL Draft.

Transactions:

Originally entered the NFL as the Chiefs third round (100th overall) pick of the 2018 NFL Draft.

COLLEGE

Appeared in 56 games (27 starts) at Clemson (2013-17), recording 227 tackles, 28 tackles for loss, 8.5 sacks, 12 quarterback pressures, three interceptions for 67 yards and two touchdowns, five pass breakups, two caused fumbles and two recovered fumbles ... Finished his collegiate career tied for first in Clemson history in special teams tackles (47) and second in games ... First-team All-American by Bleacher Report and Sports Illustrated, Second-team All-American by AFCA and AP, First-team All-ACC by Phil Steele, Second-Team All-ACC selection and Second-team All-ACC by AP in 2017 ... One of five finalists for the Butkus Award and one of four finalists for the Bobby Bowden Award.

PERSONAL

- Tallied 1,307 yards on 190 carries and 18 touchdowns in 10 games as a senior at Our Lady of Good Counsel High School.
- Played in the U.S. Army All-American game.
- Was named first-team all-state and all-conference as a running back.
- Named Montgomery Sentinel Offensive Player-of-the-Year and Gazette Montgomery County Player-of-the-Year as a senior
- Played high school football alongside current Chiefs CB Kendall Fuller.
- Graduated with a degree in parks, recreation & tourism management from Clemson.
- Hometown: Olney, Md.

DORIAN O'DANIEL'S NFL REGULAR SEASON DEFENSIVE STATISTICS

DATE	TEAM	GP	GS	TACKLES							INTERCEPTIONS					O. FUMB			ST				MISC			
				TK	S	A	TFL	YDS	SK	YDS	QBH	NO	YDS	LG	TD	PD	FF	FR	YDS	TK	S	A	FF	FR	S	A
2018	Chiefs	16	1	29	18	11	2	6	0.0	0.0	1	0	0	0	0	1	0	1	0	5	3	2	0	0	0	0
2019	Chiefs	14	0	0	0	0	0	0	0.0	0.0	0	0	0	0	0	0	0	0	8	5	3	0	1	0	0	
NFL TOTALS		30	1	29	18	11	2	6	0.0	0.0	1	0	0	0	0	1	0	1	0	13	8	5	0	1	0	0

DORIAN O'DANIEL'S NFL POSTSEASON DEFENSIVE STATISTICS

DATE	TEAM	GP	GS	TACKLES							INTERCEPTIONS					O. FUMB			ST				MISC			
				TK	S	A	TFL	YDS	SK	YDS	QBH	NO	YDS	LG	TD	PD	FF	FR	YDS	TK	S	A	FF	FR	S	A
2018	Chiefs	0	0	0	0	0	0	0	0.0	0.0	0	0	0	0	0	0	0	0	0	0	0	0	0	0	0	0
2019	Chiefs	3	0	2	1	1	1	1	1.0	1.0	1	0	0	0	0	0	0	0	2	2	0	0	0	0	0	0
NFL TOTALS		3	0	2	1	1	1	1	1.0	1.0	1	0	0	0	0	0	0	0	2	2	0	0	0	0	0	0

SINGLE-GAME HIGHS: DEFENSIVE

Total Tackles 6 vs. Arizona Cardinals, Nov 11, 2018
 4 at Los Angeles Rams, Nov 19, 2018
 4 vs. Cincinnati Bengals, Oct 21, 2018
 3 vs. Oakland Raiders, Dec 30, 2018
 3 vs. Los Angeles Chargers, Dec 13, 2018
 ...1 more at 3.

Tackles For Loss

1 vs. Denver Broncos, Oct 28, 2018
 1 vs. Cincinnati Bengals, Oct 21, 2018
 2 at New England Patriots, Dec 08, 2019
 2 vs. Minnesota Vikings, Nov 03, 2019
 1 vs. Los Angeles Chargers, Dec 29, 2019
 1 vs. Oakland Raiders, Dec 01, 2019
 ...8 more at 1.

Passes Defensed 1 vs. Los Angeles Chargers, Dec 13, 2018

Special Teams Tackles

Fumble Recoveries 1 at Oakland Raiders, Dec 02, 2018

Special Teams Fumble Recoveries 1 vs. Oakland Raiders, Dec 01, 2019

SINGLE-GAME HIGHS - POSTSEASON: DEFENSIVE

Total Tackles 2 vs. Houston Texans, Jan 12, 2020
Sacks 1.0 vs. Houston Texans, Jan 12, 2020

Tackles For Loss

1 vs. Houston Texans, Jan 12, 2020

Special Teams Tackles 1 vs. San Francisco 49ers, Feb 02, 2020

1 vs. Houston Texans, Jan 12, 2020

2018 GAME-BY-GAME REGULAR SEASON STATISTICS (CHIEFS)

DATE	OPPONENT	P/S	TACKLES							INTERCEPTIONS				O. FUMB			ST				MISC		W/L	SCORE		
			TK	S	A	SK	YDS	TFL	YDS	QBH	NO	YDS	LG	TD	PD	FF	FR	YDS	TK	S	A	FF			FR	S
09/09	at Chargers	P	0	0	0	0.0	0.0	0	0	0	0	0	0	0	0	0	0	0	0	0	0	0	0	0	W	38-28
09/16	at Steelers	P	0	0	0	0.0	0.0	0	0	0	0	0	0	0	0	0	0	0	0	0	0	0	0	0	W	42-37
09/23	49ers	P	0	0	0	0.0	0.0	0	0	0	0	0	0	0	0	0	0	0	0	0	0	0	0	0	W	38-27
10/01	at Broncos	P	0	0	0	0.0	0.0	0	0	0	0	0	0	0	0	0	0	0	0	0	0	0	0	0	W	27-23
10/07	Jaguars	P	0	0	0	0.0	0.0	0	0	0	0	0	0	0	0	0	0	0	0	0	0	0	0	0	W	30-14
10/14	at Patriots	P	0	0	0	0.0	0.0	0	0	0	0	0	0	0	0	0	0	0	0	0	0	0	0	0	L	40-43
10/21	Bengals	P	4	4	0	0.0	0.0	1	4	0	0	0	0	0	0	0	0	0	0	0	0	0	0	0	W	45-10
10/28	Broncos	P	3	2	1	0.0	0.0	1	2	0	0	0	0	0	0	0	0	0	1	1	0	0	0	0	W	30-23
11/04	at Browns	P	2	2	0	0.0	0.0	0	0	0	0	0	0	0	0	0	0	0	0	1	1	0	0	0	W	37-21
11/11	Cardinals	P	6	2	4	0.0	0.0	0	0	0	0	0	0	0	0	0	0	0	0	0	0	0	0	0	W	26-14
11/19	at Rams	S	4	3	1	0.0	0.0	0	0	0	0	0	0	0	0	0	0	0	0	0	0	0	0	0	L	51-54
12/02	at Raiders	P	2	1	1	0.0	0.0	0	0	0	0	0	0	0	0	0	0	0	0	0	0	0	0	0	W	40-33
12/09	Ravens	P	0	0	0	0.0	0.0	0	0	0	0	0	0	0	0	0	0	0	0	1	0	1	0	0	W	27-24+
12/13	Chargers	P	3	2	1	0.0	0.0	0	0	0	0	0	0	0	0	0	0	0	0	1	0	1	0	0	L	28-29
12/23	at Seahawks	P	2	1	1	0.0	0.0	0	0	0	1	0	0	0	0	0	0	0	0	0	0	0	0	0	L	31-38
12/30	Raiders	P	3	1	2	0.0	0.0	0	0	0	0	0	0	0	0	0	0	0	0	1	1	0	0	0	W	35-3
2018 TOTALS		16-1	29	18	11	0.0	0.0	2	6	1	0	0	0	0	1	0	1	0	5	3	2	0	0	0	12-4	

+ - Overtime

2019 GAME-BY-GAME REGULAR SEASON STATISTICS (CHIEFS)

DATE	OPPONENT	P/S	TACKLES							INTERCEPTIONS				O. FUMB			ST				MISC		W/L	SCORE		
			TK	S	A	SK	YDS	TFL	YDS	QBH	NO	YDS	LG	TD	PD	FF	FR	YDS	TK	S	A	FF			FR	S
09/08	at Jaguars	P	0	0	0	0.0	0.0	0	0	0	0	0	0	0	0	0	0	0	0	0	0	0	0	0	W	40-26
09/15	at Raiders	P	0	0	0	0.0	0.0	0	0	0	0	0	0	0	0	0	0	0	0	0	0	0	0	0	W	28-10
09/22	Ravens	P	0	0	0	0.0	0.0	0	0	0	0	0	0	0	0	0	0	0	0	0	0	0	0	0	W	33-28
09/29	at Lions	P	0	0	0	0.0	0.0	0	0	0	0	0	0	0	0	0	0	0	0	0	0	0	0	0	W	34-30
10/06	Colts																								L	13-19
10/13	Texans																								L	24-31
10/17	at Broncos	P	0	0	0	0.0	0.0	0	0	0	0	0	0	0	0	0	0	0	0	0	0	0	0	0	W	30-6
10/27	Packers	P	0	0	0	0.0	0.0	0	0	0	0	0	0	0	0	0	0	0	0	0	0	0	0	0	L	24-31
11/03	Vikings	P	0	0	0	0.0	0.0	0	0	0	0	0	0	0	0	0	0	0	0	2	0	2	0	0	W	26-23
11/10	at Titans	P	0	0	0	0.0	0.0	0	0	0	0	0	0	0	0	0	0	0	0	0	0	0	0	0	L	32-35
11/18	at Chargers	P	0	0	0	0.0	0.0	0	0	0	0	0	0	0	0	0	0	0	0	0	0	0	0	0	W	24-17
12/01	Raiders	P	0	0	0	0.0	0.0	0	0	0	0	0	0	0	0	0	0	0	0	0	0	0	0	0	W	40-9
12/08	at Patriots	P	0	0	0	0.0	0.0	0	0	0	0	0	0	0	0	0	0	0	0	2	1	1	0	0	W	23-16
12/15	Broncos	P	0	0	0	0.0	0.0	0	0	0	0	0	0	0	0	0	0	0	0	0	0	0	0	0	W	23-3
12/22	at Bears	P	0	0	0	0.0	0.0	0	0	0	0	0	0	0	0	0	0	0	0	0	0	0	0	0	W	26-3
12/29	Chargers	P	0	0	0	0.0	0.0	0	0	0	0	0	0	0	0	0	0	0	0	0	0	0	0	0	W	31-21
2019 TOTALS		14-0	0	0	0	0.0	0.0	0	0	0	0	0	0	0	0	0	0	0	8	5	3	0	1	0	12-4	

2018 GAME-BY-GAME POSTSEASON STATISTICS (CHIEFS)

DATE	OPPONENT	P/S	TACKLES							INTERCEPTIONS				O. FUMB			ST				MISC		W/L	SCORE		
			TK	S	A	SK	YDS	TFL	YDS	QBH	NO	YDS	LG	TD	PD	FF	FR	YDS	TK	S	A	FF			FR	S
01/12	Colts																								W	31-13
01/20	Patriots																								L	31-37+
2018 TOTALS			0	0	0	0.0	0.0	0	0	0	0	0	0	0	0	0	0	0	0	0	0	0	0	0	1-1	

+ - Overtime

2019 GAME-BY-GAME POSTSEASON STATISTICS (CHIEFS)

DATE	OPPONENT	P/S	TACKLES							INTERCEPTIONS				O. FUMB			ST				MISC		W/L	SCORE		
			TK	S	A	SK	YDS	TFL	YDS	QBH	NO	YDS	LG	TD	PD	FF	FR	YDS	TK	S	A	FF			FR	S
01/12	Texans	P	2	1	1	1.0	1.0	1	1	1	0	0	0	0	0	0	0	0	0	0	0	0	0	0	W	51-31
01/19	Titans	P	0	0	0	0.0	0.0	0	0	0	0	0	0	0	0	0	0	0	0	0	0	0	0	0	W	35-24
02/02	49ers	P	0	0	0	0.0	0.0	0	0	0	0	0	0	0	0	0	0	0	0	1	1	0	0	0	W	31-20
2019 TOTALS		3-0	2	1	1	1.0	1.0	1	1	1	0	0	0	0	0	0	0	0	2	2	0	0	0	0	3-0	



ALEX OKAFOR

DEFENSIVE END #97
TEXAS

8TH YEAR IN
THE NFL

2ND YEAR WITH
THE CHIEFS

HEIGHT: 6'4"
WEIGHT: 261
DRAFTED: UFA-19
BIRTHDAY: 8/2/91



- 👁 Eighth-year defensive end enters his second season with the Chiefs in 2020.
- 👁 Okafor logged his first sack in a Chiefs uniform vs. the Detroit Lions (9/29/19), taking down QB Matthew Stafford for a loss of five yards.
- 👁 Spent the 2017 and 2018 seasons with the New Orleans Saints, appearing in 26 games (26 starts) tallying 79 tackles (52 solo), 8.5 sacks (-46 yards), 18 quarterback hits, 10 tackles for loss, five passes defended, two forced fumbles and one fumble recovery.
- 👁 Made his first NFL start with Arizona in 2014 against Washington (10/12), recording his first two career sacks

and marking the first multi-sack game of the season by a Cardinals player.

- 👁 During his rookie season in 2013, played in one game and had a special teams tackle before suffering a season-ending biceps injury that sent him to Injured-Reserve for the remainder of the season.

Transactions:

Signed with Kansas City (3/14/19) ... Re-signed with New Orleans (3/19/2018) ... Signed with New Orleans (3/14/17) ... Originally entered the NFL as a fourth-round pick (103rd overall) by the Arizona Cardinals in the 2013 NFL Draft.

COLLEGE

In four seasons at Texas, started 33 of the 52 games he played in and recorded 150 tackles, 23.0 sacks, 34 tackles for loss, seven forced fumbles, a fumble recovery, four passes defended and a blocked kick ... A unanimous All-Big 12 first-team selection as a senior in 2012, started 12 of the 13 games he played in at strongside DE ... Shared team's Clyde Littlefield Most Spirited Defensive Player Award with Desmond Jackson and Kenny Vaccaro and also shared the team's Joseph W. Moore Tenacity Award for Defense and Team Captain Award with Vaccaro ... Earned the Roy Williams-Joe Jamail Leadership Award and named third-team All-American by the NFL Draft Report ... As a senior led the Big 12 and tied for ninth in the nation with 12.5 sacks, as that total ranked seventh on the school season-record list ... Ranked second in the Big 12 with a career-high 16.5 tackles for loss ... Posted nine QB pressures and forced four fumbles, becoming one of just four FBS performers to record at least four forced fumbles and 12.0 sacks in 2012 ... Had a dominant performance in the Alamo Bowl win over Oregon State, as he earned Defensive Most Valuable Player honors after registering eight tackles, including career-highs in tackles for loss (six) and sacks (4.5); his sack total set an Alamo Bowl game record.

PERSONAL

- 👁 Three-year starter and letterman in football and a two-time letterman in basketball at Pflugerville (Texas) High School.
- 👁 Was a prep All-American and two-time All-State performer at defensive end.
- 👁 Named 2008 Parade All-American, second-team USA Today All-USA and a second-team EA Sports All-American.
- 👁 Started in 2009 U.S. Army All-American Bowl and participated in the inaugural Hawaii Prep Football Classic.
- 👁 First-team 5A All-State selection by the AP and the Texas Sports Writers Association as senior after totaling 59 tackles, 12.0 sacks, 17 tackles for loss, a forced fumble, two fumble recoveries and one blocked punt.
- 👁 Earned a bachelor's degree in corporate communications from Texas.
- 👁 Hometown: Dallas.
- 👁 Last name pronounced: OH-kuh-for.

ALEX OKAFOR'S NFL REGULAR SEASON DEFENSIVE STATISTICS

DATE	TEAM	GP	GS	TACKLES							INTERCEPTIONS					O. FUMB			ST				MISC				
				TK	S	A	TFL	YDS	SK	YDS	QBH	NO	YDS	LG	TD	PD	FF	FR	YDS	TK	S	A	FF	FR	S	A	
2013	Cardinals	1	0	0	0	0	0	0	0.0	0.0	0	0	0	0	0	0	0	0	0	0	1	1	0	0	0	0	0
2014	Cardinals	13	12	30	28	2	11	72	8.0	65.0	13	1	26	26	0	3	0	0	0	0	0	0	0	0	0	0	0
2015	Cardinals	13	13	31	25	6	4	9	2.0	1.0	11	0	0	0	0	1	0	1	0	0	0	0	0	0	0	0	0
2016	Cardinals	15	0	11	8	3	3	36	3.5	28.5	6	0	0	0	0	0	1	0	0	0	2	2	0	0	1	0	0
2017	Saints	10	10	43	27	16	5	17	4.5	26.0	9	0	0	0	0	4	2	0	0	0	0	0	0	0	0	0	0
2018	Saints	16	16	36	25	11	5	27	4.0	20.0	9	0	0	0	0	1	0	1	0	0	0	0	0	0	0	0	0
2019	Chiefs	10	9	22	15	7	5	34	5.0	33.0	9	0	0	0	0	1	1	0	0	0	0	0	0	0	0	0	0
NFL TOTALS		78	60	173	128	45	33	195	27.0	173.5	57	1	26	26	0	10	4	2	0	3	3	0	0	1	0	0	0

ALEX OKAFOR'S NFL POSTSEASON DEFENSIVE STATISTICS

DATE	TEAM	GP	GS	TACKLES							INTERCEPTIONS					O. FUMB			ST				MISC					
				TK	S	A	TFL	YDS	SK	YDS	QBH	NO	YDS	LG	TD	PD	FF	FR	YDS	TK	S	A	FF	FR	S	A		
2014	Cardinals	1	1	5	3	2	0	0	0.0	0.0	0	0	0	0	0	0	0	0	0	0	0	0	0	0	0	0	0	0
2017	Saints	0	0	0	0	0	0	0	0.0	0.0	0	0	0	0	0	0	0	0	0	0	0	0	0	0	0	0	0	0
2018	Saints	2	2	5	3	2	1	4	0.0	0.0	3	0	0	0	0	0	0	0	0	0	0	0	0	0	0	0	0	0
2019	Chiefs	0	0	0	0	0	0	0	0.0	0.0	0	0	0	0	0	0	0	0	0	0	0	0	0	0	0	0	0	0
NFL TOTALS		3	3	10	6	4	1	4	0.0	0.0	3	0	0	0	0	0	0	0	0	0	0	0	0	0	0	0	0	0

SINGLE-GAME HIGHS: DEFENSIVE

Total Tackles	6 vs. Washington Redskins, Nov 19, 2017 6 vs. Tampa Bay Buccaneers, Nov 05, 2017 6 vs. Seattle Seahawks, Dec 21, 2014 5 at Carolina Panthers, Sep 24, 2017 ...2 more at 5.	Tackles For Loss	2 at Denver Broncos, Oct 17, 2019 2 at Minnesota Vikings, Sep 11, 2017 2 vs. Seattle Seahawks, Jan 03, 2016 ...4 more at 2.
Sacks	2.0 at Denver Broncos, Oct 17, 2019 2.0 vs. New Orleans Saints, Sep 13, 2015 2.0 vs. Detroit Lions, Nov 16, 2014 ...1 more at 2.0.	Interceptions	1 vs. Kansas City Chiefs, Dec 07, 2014 26 vs. Kansas City Chiefs, Dec 07, 2014
Passes Defensed	2 vs. Detroit Lions, Oct 15, 2017 1 at Jacksonville Jaguars, Sep 08, 2019 1 at Baltimore Ravens, Oct 21, 2018 1 at Buffalo Bills, Nov 12, 2017 ...5 more at 1.	Interception Return Yards	1 at San Francisco 49ers, Oct 06, 2016 1 vs. Tampa Bay Buccaneers, Sep 18, 2016 1 at New Orleans Saints, Sep 22, 2013
Forced Fumbles	1 at Denver Broncos, Oct 17, 2019 1 vs. Detroit Lions, Oct 15, 2017 1 at Carolina Panthers, Sep 24, 2017 ...1 more at 1.	Special Teams Tackles	1 at Miami Dolphins, Dec 11, 2016
Fumble Recoveries	1 vs. Pittsburgh Steelers, Dec 23, 2018 1 vs. Minnesota Vikings, Dec 10, 2015	Special Teams Fumble Recoveries	1 at Miami Dolphins, Dec 11, 2016

SINGLE-GAME HIGHS - POSTSEASON: DEFENSIVE

Total Tackles	5 at Carolina Panthers, Jan 03, 2015 4 vs. Los Angeles Rams, Jan 20, 2019 1 vs. Philadelphia Eagles, Jan 13, 2019	Tackles For Loss	1 vs. Los Angeles Rams, Jan 20, 2019
----------------------	-------------------------------------------------------------------------------------------------------------------------	-------------------------	--------------------------------------

2013 GAME-BY-GAME REGULAR SEASON STATISTICS (CARDINALS)

DATE	OPPONENT	P/S	TACKLES							INTERCEPTIONS					O. FUMB			ST				MISC		W/L	SCORE			
			TK	S	A	SK	YDS	TFL	YDS	QBH	NO	YDS	LG	TD	PD	FF	FR	YDS	TK	S	A	FF	FR			S	A	
09/08	at Rams																										L	24-27
09/15	Lions																										W	25-21
09/22	at Saints	P	0	0	0	0.0	0.0	0	0	0	0	0	0	0	0	0	0	0	0	0	0	0	0	0	0	0	L	7-31
09/29	at Buccaneers																										W	13-10
10/06	Panthers																										W	22-6
10/13	at 49ers																										L	20-32
10/17	Seahawks																										L	22-34
10/27	Falcons																										W	27-13
11/10	Texans																										W	27-24
11/17	at Jaguars																										W	27-14
11/24	Colts																										W	40-11
12/01	at Eagles																										L	21-24
12/08	Rams																										W	30-10
12/15	at Titans																										W	37-34+
12/22	at Seahawks																										W	17-10
12/29	49ers																										L	20-23
2013 TOTALS		1-0	0	0	0	0.0	0.0	0	0	0	0	0	0	0	0	0	0	0	0	0	0	0	0	0	0	0	0	10-6

+ - Overtime

2017 GAME-BY-GAME REGULAR SEASON STATISTICS (SAINTS)

DATE	OPPONENT	P/S	TACKLES							INTERCEPTIONS				O. FUMB			ST				MISC		W/L	SCORE		
			TK	S	A	SK	YDS	TFL	YDS	QBH	NO	YDS	LG	TD	PD	FF	FR	YDS	TK	S	A	FF			FR	S
09/11	at Vikings	S	5	4	1	0.0	0.0	2	9	0	0	0	0	0	0	0	0	0	0	0	0	0	0	0	L	19-29
09/17	Patriots	S	4	4	0	0.0	0.0	1	7	1	0	0	0	0	0	0	0	0	0	0	0	0	0	0	L	20-36
09/24	at Panthers	S	5	3	2	1.0	10.0	0	0	1	0	0	0	0	0	1	0	0	0	0	0	0	0	0	W	34-13
10/01	at Dolphins	S	3	3	0	0.0	0.0	0	0	0	0	0	0	0	0	0	0	0	0	0	0	0	0	0	W	20-0
10/15	Lions	S	2	2	0	1.0	4.0	0	0	1	0	0	0	0	2	1	0	0	0	0	0	0	0	0	W	52-38
10/22	at Packers	S	4	3	1	1.0	8.0	1	0	1	0	0	0	0	0	0	0	0	0	0	0	0	0	0	W	26-17
10/29	Bears	S	4	1	3	0.0	0.0	0	0	0	0	0	0	0	1	0	0	0	0	0	0	0	0	0	W	20-12
11/05	Buccaneers	S	6	3	3	0.5	3.0	0	0	2	0	0	0	0	0	0	0	0	0	0	0	0	0	0	W	30-10
11/12	at Bills	S	4	3	1	1.0	1.0	1	1	2	0	0	0	0	1	0	0	0	0	0	0	0	0	0	W	47-10
11/19	Washington	S	6	1	5	0.0	0.0	0	0	1	0	0	0	0	0	0	0	0	0	0	0	0	0	0	W	34-31+
11/26	at Rams										RESERVE/INJURED												L	20-26		
12/03	Panthers										RESERVE/INJURED												W	31-21		
12/07	at Falcons										RESERVE/INJURED												L	17-20		
12/17	Jets										RESERVE/INJURED												W	31-19		
12/24	Falcons										RESERVE/INJURED												W	23-13		
12/31	at Buccaneers										RESERVE/INJURED												L	24-31		
2017 TOTALS		10-10	43	27	16	4.5	26.0	5	17	9	0	0	0	0	4	2	0	0	0	0	0	0	0	0	11-5	

+ - Overtime

2018 GAME-BY-GAME REGULAR SEASON STATISTICS (SAINTS)

DATE	OPPONENT	P/S	TACKLES							INTERCEPTIONS				O. FUMB			ST				MISC		W/L	SCORE		
			TK	S	A	SK	YDS	TFL	YDS	QBH	NO	YDS	LG	TD	PD	FF	FR	YDS	TK	S	A	FF			FR	S
09/09	Buccaneers	S	2	2	0	0.0	0.0	0	0	0	0	0	0	0	0	0	0	0	0	0	0	0	0	0	L	40-48
09/16	Browns	S	3	2	1	0.0	0.0	0	0	0	0	0	0	0	0	0	0	0	0	0	0	0	0	0	W	21-18
09/23	at Falcons	S	1	1	0	0.0	0.0	0	0	0	0	0	0	0	0	0	0	0	0	0	0	0	0	0	W	43-37+
09/30	at Giants	S	2	1	1	0.0	0.0	0	0	0	0	0	0	0	0	0	0	0	0	0	0	0	0	0	W	33-18
10/08	Washington	S	0	0	0	0.0	0.0	0	0	0	0	0	0	0	0	0	0	0	0	0	0	0	0	0	W	43-19
10/21	at Ravens	S	3	2	1	1.0	10.0	1	10	2	0	0	0	0	1	0	0	0	0	0	0	0	0	0	W	24-23
10/28	at Vikings	S	2	1	1	0.0	0.0	0	0	0	0	0	0	0	0	0	0	0	0	0	0	0	0	0	W	30-20
11/04	Rams	S	1	0	1	0.0	0.0	0	0	2	0	0	0	0	0	0	0	0	0	0	0	0	0	0	W	45-35
11/11	at Bengals	S	3	3	0	1.0	6.0	1	6	1	0	0	0	0	0	0	0	0	0	0	0	0	0	0	W	51-14
11/18	Eagles	S	2	2	0	1.0	3.0	1	3	1	0	0	0	0	0	0	0	0	0	0	0	0	0	0	W	48-7
11/22	Falcons	S	2	2	0	0.0	0.0	1	7	1	0	0	0	0	0	0	0	0	0	0	0	0	0	0	W	31-17
11/29	at Cowboys	S	4	1	3	0.0	0.0	0	0	0	0	0	0	0	0	0	0	0	0	0	0	0	0	0	L	10-13
12/09	at Buccaneers	S	4	4	0	0.0	0.0	0	0	0	0	0	0	0	0	0	0	0	0	0	0	0	0	0	W	28-14
12/17	at Panthers	S	4	2	2	1.0	1.0	1	1	1	0	0	0	0	0	0	0	0	0	0	0	0	0	0	W	12-9
12/23	Steelers	S	2	2	0	0.0	0.0	0	0	1	0	0	0	0	0	1	0	0	0	0	0	0	0	0	W	31-28
12/30	Panthers	S	1	0	1	0.0	0.0	0	0	0	0	0	0	0	0	0	0	0	0	0	0	0	0	0	L	14-33
2018 TOTALS		16-16	36	25	11	4.0	20.0	5	27	9	0	0	0	0	1	0	1	0	0	0	0	0	0	0	13-3	

+ - Overtime

2019 GAME-BY-GAME REGULAR SEASON STATISTICS (CHIEFS)

DATE	OPPONENT	P/S	TACKLES							INTERCEPTIONS				O. FUMB			ST				MISC		W/L	SCORE		
			TK	S	A	SK	YDS	TFL	YDS	QBH	NO	YDS	LG	TD	PD	FF	FR	YDS	TK	S	A	FF			FR	S
09/08	at Jaguars	S	3	2	1	0.0	0.0	0	0	0	0	0	0	0	1	0	0	0	0	0	0	0	0	0	W	40-26
09/15	at Raiders	S	0	0	0	0.0	0.0	0	0	0	0	0	0	0	0	0	0	0	0	0	0	0	0	0	W	28-10
09/22	Ravens	S	4	2	2	0.0	0.0	0	0	0	0	0	0	0	0	0	0	0	0	0	0	0	0	0	W	33-28
09/29	at Lions	S	2	1	1	1.0	5.0	1	5	2	0	0	0	0	0	0	0	0	0	0	0	0	0	0	W	34-30
10/06	Colts										INACTIVE												L	13-19		
10/13	Texans	S	4	3	1	0.0	0.0	0	0	1	0	0	0	0	0	0	0	0	0	0	0	0	0	0	L	24-31
10/17	at Broncos	S	4	4	0	2.0	13.0	2	14	3	0	0	0	0	0	1	0	0	0	0	0	0	0	0	W	30-6
10/27	Packers	S	1	0	1	0.0	0.0	0	0	1	0	0	0	0	0	0	0	0	0	0	0	0	0	0	L	24-31
11/03	Vikings										INACTIVE												W	26-23		
11/10	at Titans										INACTIVE												L	32-35		
11/18	at Chargers										INACTIVE												W	24-17		
12/01	Raiders	P	0	0	0	0.0	0.0	0	0	0	0	0	0	0	0	0	0	0	0	0	0	0	0	0	W	40-9
12/08	at Patriots	S	2	2	0	1.0	6.0	1	6	1	0	0	0	0	0	0	0	0	0	0	0	0	0	0	W	23-16
12/15	Broncos	S	2	1	1	1.0	9.0	1	9	1	0	0	0	0	0	0	0	0	0	0	0	0	0	0	W	23-3
12/22	at Bears										RESERVE/INJURED												W	26-3		
12/29	Chargers										RESERVE/INJURED												W	31-21		
2019 TOTALS		10-9	22	15	7	5.0	33.0	5	34	9	0	0	0	0	1	1	0	0	0	0	0	0	0	0	12-4	

2014 GAME-BY-GAME POSTSEASON STATISTICS (CARDINALS)

DATE	OPPONENT	P/S	TACKLES							INTERCEPTIONS				O. FUMB			ST				MISC		W/L	SCORE		
			TK	S	A	SK	YDS	TFL	YDS	QBH	NO	YDS	LG	TD	PD	FF	FR	YDS	TK	S	A	FF			FR	S
01/03	at Panthers	S	5	3	2	0.0	0.0	0	0	0	0	0	0	0	0	0	0	0	0	0	0	0	0	0	L	16-27
2014 TOTALS		1-1	5	3	2	0.0	0.0	0	0	0	0	0	0	0	0	0	0	0	0	0	0	0	0	0	0-1	

2017 GAME-BY-GAME POSTSEASON STATISTICS (SAINTS)

DATE	OPPONENT	P/S	TACKLES							INTERCEPTIONS				O. FUMB			ST				MISC		W/L	SCORE		
			TK	S	A	SK	YDS	TFL	YDS	QBH	NO	YDS	LG	TD	PD	FF	FR	YDS	TK	S	A	FF			FR	S
01/07	Panthers																								W	31-26
01/14	at Vikings																								L	24-29
2017 TOTALS			0	0	0	0	0	0	0	0	0	0	0	0	0	0	0	0	0	0	0	0	0	0	1-1	

2018 GAME-BY-GAME POSTSEASON STATISTICS (SAINTS)

DATE	OPPONENT	P/S	TACKLES							INTERCEPTIONS				O. FUMB			ST				MISC		W/L	SCORE				
			TK	S	A	SK	YDS	TFL	YDS	QBH	NO	YDS	LG	TD	PD	FF	FR	YDS	TK	S	A	FF			FR	S	A	
01/13	Eagles	S	1	0	1	0	0	0	0	1	0	0	0	0	0	0	0	0	0	0	0	0	0	0	0	W	20-14	
01/20	Rams	S	4	3	1	0	0	0	1	4	2	0	0	0	0	0	0	0	0	0	0	0	0	0	0	0	L	23-26+
2018 TOTALS			2-2	5	3	2	0	0	0	1	4	3	0	0	0	0	0	0	0	0	0	0	0	0	1-1			

+ - Overtime

2019 GAME-BY-GAME POSTSEASON STATISTICS (CHIEFS)

DATE	OPPONENT	P/S	TACKLES							INTERCEPTIONS				O. FUMB			ST				MISC		W/L	SCORE		
			TK	S	A	SK	YDS	TFL	YDS	QBH	NO	YDS	LG	TD	PD	FF	FR	YDS	TK	S	A	FF			FR	S
01/12	Texans																								W	51-31
01/19	Titans																								W	35-24
02/02	49ers																								W	31-20
2019 TOTALS			0	0	0	0	0	0	0	0	0	0	0	0	0	0	0	0	0	0	0	0	0	0	3-0	



KELECHI OSEMELE

GUARD #70
IOWA STATE

12 17 18



9TH YEAR IN THE NFL

1ST YEAR WITH THE CHIEFS

HEIGHT: 6'5"
WEIGHT: 330
DRAFTED: FA-20
BIRTHDAY: 6/24/89

- 👁 Ninth-year guard enters his first season with Kansas City in 2020.
- 👁 Was a full-time starter for the Baltimore Ravens during their Super Bowl XLVII championship season.
- 👁 Originally entered the NFL as a second-round pick (60th overall) by the Ravens in the 2012 NFL Draft.

Honors:

- 👁 Two-time Pro Bowl selection following the 2016 and 2017 seasons.

- 👁 Following the 2016 season was named first-team AP-Pro and to the PFWA All-NFL Team.

Transactions:

Signed by Kansas City (7/29/20) ... Released by the New York Jets (10/26/19) ... Traded to the New York Jets from Oakland (3/13/19) ... Signed by Oakland (3/10/16) ... Originally entered the NFL as a second-round pick (60th overall) by the Baltimore Ravens in the 2012 NFL Draft.

COLLEGE

Played in 49 games, making 43 consecutive starts (38 at LT and five at LG) to close out his career at Iowa State ... Recorded 299 knockdown blocks and posted 49 TD-resulting blocks ... Was an Iowa State co-captain during his senior campaign, a season in which he led all Big 12 linemen with 17 TD-resulting blocks and a team-high 112 knockdowns ... Named First-team All-Big 12 from the Associated Press and league coaches and Second-team All-Big 12 from the Associated Press (2009-10).

PERSONAL

- 👁 Attended Langham Creek High School.
- 👁 Became a starter on the O-line during his sophomore campaign before earning 5A Region III All-District XVII honors as a senior at RT.
- 👁 Hometown: Houston, Texas.
- 👁 Name pronounced: kah-LETCH-ee oh-SEM-uh-lee.

KELECHI OSEMELE'S NFL REGULAR SEASON STATISTICS

DATE	TEAM	GP	GS
2012	Ravens	16	16
2013	Ravens	7	7
2014	Ravens	14	14
2015	Ravens	14	14
2016	Raiders	15	15
2017	Raiders	16	16
2018	Raiders	11	11
2019	Jets	3	3
NFL TOTALS		96	96

KELECHI OSEMELE'S NFL POSTSEASON STATISTICS

DATE	TEAM	GP	GS
2012	Ravens	4	4
2014	Ravens	2	2
2016	Raiders	1	1
NFL TOTALS		7	7

2012 GAME-BY-GAME REGULAR SEASON STATISTICS (RAVENS)

DATE	OPPONENT	P/S	W/L	SCORE
09/10	Bengals	S	W	44-13
09/16	at Eagles	S	L	23-24
09/23	Patriots	S	W	31-30
09/27	Browns	S	W	23-16
10/07	at Chiefs	S	W	9-6
10/14	Cowboys	S	W	31-29
10/21	at Texans	S	L	13-43
11/04	at Browns	S	W	25-15
11/11	Raiders	S	W	55-20
11/18	at Steelers	S	W	13-10
11/25	at Chargers	S	W	16-13+
12/02	Steelers	S	L	20-23
12/09	at Washington	S	L	28-31+
12/16	Broncos	S	L	17-34
12/23	Giants	S	W	33-14
12/30	at Bengals	S	L	17-23
2012 TOTALS		16-16	10-6	

+ - Overtime

2013 GAME-BY-GAME REGULAR SEASON STATISTICS (RAVENS)

DATE	OPPONENT	P/S	W/L	SCORE
09/05	at Broncos	S	L	27-49
09/15	Browns	S	W	14-6
09/22	Texans	S	W	30-9
09/29	at Bills	S	L	20-23
10/06	at Dolphins	S	W	26-23
10/13	Packers	S	L	17-19
10/20	at Steelers	S	L	16-19
11/03	at Browns		L	18-24
11/10	Bengals		W	20-17+
11/17	at Bears		L	20-23+
11/24	Jets		W	19-3
11/28	Steelers		W	22-20
12/08	Vikings		W	29-26
12/16	at Lions		W	18-16
12/22	Patriots		L	7-41
12/29	at Bengals		L	17-34
2013 TOTALS		7-7	8-8	

+ - Overtime

2014 GAME-BY-GAME REGULAR SEASON STATISTICS (RAVENS)

DATE	OPPONENT	P/S	W/L	SCORE
09/07	Bengals	S	L	16-23
09/11	Steelers	S	W	26-6
09/21	at Browns	S	W	23-21
09/28	Panthers	S	W	38-10
10/05	at Colts	S	L	13-20
10/12	at Buccaneers		W	48-17
10/19	Falcons		W	29-7
10/26	at Bengals	S	L	24-27
11/02	at Steelers	S	L	23-43
11/09	Titans	S	W	21-7
11/24	at Saints	S	W	34-27
11/30	Chargers	S	L	33-34
12/07	at Dolphins	S	W	28-13
12/14	Jaguars	S	W	20-12
12/21	at Texans	S	L	13-25
12/28	Browns	S	W	20-10
2014 TOTALS		14-14	10-6	

2015 GAME-BY-GAME REGULAR SEASON STATISTICS (RAVENS)

DATE	OPPONENT	P/S	W/L	SCORE
09/13	at Broncos	S	L	13-19
09/20	at Raiders	S	L	33-37
09/27	Bengals	S	L	24-28
10/01	at Steelers	S	W	23-20+
10/11	Browns	S	L	30-33+
10/18	at 49ers	S	L	20-25
10/26	at Cardinals	S	L	18-26
11/01	Chargers	S	W	29-26
11/15	Jaguars	S	L	20-22
11/22	Rams		W	16-13
11/30	at Browns		W	33-27
12/06	at Dolphins	S	L	13-15
12/13	Seahawks	S	L	6-35
12/20	Chiefs	S	L	14-34
12/27	Steelers	S	W	20-17
01/03	at Bengals	S	L	16-24
2015 TOTALS		14-14	5-11	

+ - Overtime

2016 GAME-BY-GAME REGULAR SEASON STATISTICS (RAIDERS)

DATE	OPPONENT	P/S	W/L	SCORE
09/11	at Saints	S	W	35-34
09/18	Falcons	S	L	28-35
09/25	at Titans	S	W	17-10
10/02	at Ravens	S	W	28-27
10/09	Chargers	S	W	34-31
10/16	Chiefs	S	L	10-26
10/23	at Jaguars	S	W	33-16
10/30	at Buccaneers	S	W	30-24+
11/06	Broncos	S	W	30-20
11/21	Texans	S	W	27-20
11/27	Panthers	S	W	35-32
12/04	Bills	S	W	38-24
12/08	at Chiefs		L	13-21
12/18	at Chargers	S	W	19-16
12/24	Colts	S	W	33-25
01/01	at Broncos	S	L	6-24
2016 TOTALS		15-15	12-4	

+ - Overtime

2017 GAME-BY-GAME REGULAR SEASON STATISTICS (RAIDERS)

DATE	OPPONENT	P/S	W/L	SCORE
09/10	at Titans	S	W	26-16
09/17	Jets	S	W	45-20
09/24	at Washington	S	L	10-27
10/01	at Broncos	S	L	10-16
10/08	Ravens	S	L	17-30
10/15	Chargers	S	L	16-17
10/19	Chiefs	S	W	31-30
10/29	at Bills	S	L	14-34
11/05	at Dolphins	S	W	27-24
11/19	Patriots	S	L	8-33
11/26	Broncos	S	W	21-14
12/03	Giants	S	W	24-17
12/10	at Chiefs	S	L	15-26
12/17	Cowboys	S	L	17-20
12/25	at Eagles	S	L	10-19
12/31	at Chargers	S	L	10-30
2017 TOTALS		16-16	6-10	

+ - Overtime

2018 GAME-BY-GAME REGULAR SEASON STATISTICS (RAIDERS)

DATE	OPPONENT	P/S		W/L	SCORE
09/10	Rams	S		L	13-33
09/16	at Broncos	S		L	19-20
09/23	at Dolphins	S		L	20-28
09/30	Browns	S		W	45-42+
10/07	at Chargers		INACTIVE	L	10-26
10/14	Seahawks		INACTIVE	L	3-27
10/28	Colts		INACTIVE	L	28-42
11/01	at 49ers	S		L	3-34
11/11	Chargers	S		L	6-20
11/18	at Cardinals	S		W	23-21
11/25	at Ravens	S		L	17-34
12/02	Chiefs	S		L	33-40
12/09	Steelers		INACTIVE	W	24-21
12/16	at Bengals		INACTIVE	L	16-30
12/24	Broncos	S		W	27-14
12/30	at Chiefs	S		L	3-35
2018 TOTALS		11-11		4-12	

+ - Overtime

2019 GAME-BY-GAME REGULAR SEASON STATISTICS (JETS)

DATE	OPPONENT	P/S		W/L	SCORE
09/08	Bills	S		L	16-17
09/16	Browns	S		L	3-23
09/22	at Patriots	S		L	14-30
10/06	at Eagles		INACTIVE	L	6-31
10/13	Cowboys		INACTIVE	W	24-22
10/21	Patriots		INACTIVE	L	0-33
10/27	at Jaguars		NOT ON ROSTER	L	15-29
11/03	at Dolphins		NOT ON ROSTER	L	18-26
11/10	Giants		NOT ON ROSTER	W	34-27
11/17	at Washington		NOT ON ROSTER	W	34-17
11/24	Raiders		NOT ON ROSTER	W	34-3
12/01	at Bengals		NOT ON ROSTER	L	6-22
12/08	Dolphins		NOT ON ROSTER	W	22-21
12/12	at Ravens		NOT ON ROSTER	L	21-42
12/22	Steelers		NOT ON ROSTER	W	16-10
12/29	at Bills		NOT ON ROSTER	W	13-6
2019 TOTALS		3-3		7-9	

2012 GAME-BY-GAME POSTSEASON STATISTICS (RAVENS)

DATE	OPPONENT	P/S		W/L	SCORE
01/06	Colts	S		W	24-9
01/12	at Broncos	S		W	38-35+
01/20	at Patriots	S		W	28-13
02/03	at 49ers	S		W	34-31
2012 TOTALS		4-4		4-0	

+ - Overtime

2014 GAME-BY-GAME POSTSEASON STATISTICS (RAVENS)

DATE	OPPONENT	P/S		W/L	SCORE
01/03	at Steelers	S		W	30-17
01/10	at Patriots	S		L	31-35
2014 TOTALS		2-2		1-1	

2016 GAME-BY-GAME POSTSEASON STATISTICS (RAIDERS)

DATE	OPPONENT	P/S		W/L	SCORE
01/07	at Texans	S		L	14-27
2016 TOTALS		1-1		0-1	



MIKE PENNEL

DEFENSIVE TACKLE #64
COLORADO STATE-PUEBLO



7TH YEAR IN THE NFL

2ND YEAR WITH THE CHIEFS

HEIGHT: 6'4"
 WEIGHT: 330
 DRAFTED: FA-19
 BIRTHDAY: 9/5/91

- Seventh-year defensive tackle enters his second season with the Chiefs in 2020.
- Originally entered the NFL as an undrafted free agent with Green Bay in 2014.

(10/19/19) ... Released by New England (8/26/19) ... Signed by New England (3/15/19) ... Re-signed by the New York Jets (3/18/18) ... Re-signed by the New York Jets (3/16/17) ... Acquired via waivers by the New York Jets (2/6/17) ... Released by Green Bay (1/9/17) ... Originally entered the NFL as an undrafted free agent with the Green Bay Packers in 2014.

Transactions:

Re-Signed by Kansas City (4-6-20) ... Signed by Kansas City

COLLEGE

Finished his college career at Colorado State University-Pueblo (2013) after spending a year at Arizona State (2012) and two years at Scottsdale Community College (2010-11) ... Played in all 12 games with 10 starts for CSU-Pueblo recording 36 tackles (15 solo), including six for a loss, 3.0 sacks, three forced fumbles, two fumble recoveries and four passes defended ... Helped the ThunderWolves win their third straight Rocky Mountain Athletic Conference title ... Compiled 71 tackles (23.0 for loss), 3.0 sacks, three forced fumbles and three fumble recoveries during his two seasons at Scottsdale CC ... Earned All-American honors as a sophomore in 2011.

PERSONAL

- Graduated from Grandview High School in Aurora, Colo., after spending time at Cherokee Trails High School in Aurora and J.K. Mullen High School in Denver.
- Earned one varsity letter as a nose tackle at Grandview.
- Survived a childhood bout with cancer when he was just three years old.
- Majored in social communications at CSU-Pueblo.
- Hometown: Aurora, Colorado
- Last name pronounced: puh-NELL.

MIKE PENNEL'S NFL REGULAR SEASON DEFENSIVE STATISTICS

DATE	TEAM	GP	GS	TACKLES							INTERCEPTIONS					O. FUMB			ST				MISC				
				TK	S	A	TFL	YDS	SK	YDS	QBH	NO	YDS	LG	TD	PD	FF	FR	YDS	TK	S	A	FF	FR	S	A	
2014	Packers	13	0	8	7	1	1	0	0.0	0.0	1	0	0	0	0	0	0	0	0	0	0	0	0	0	0	0	0
2015	Packers	16	5	25	16	9	2	2	1.0	0.0	4	0	0	0	0	0	1	0	0	0	0	0	0	0	0	0	0
2016	Packers	8	0	7	5	2	3	17	0.0	0.0	1	0	0	0	0	1	0	0	0	0	0	0	0	0	0	0	0
2017	Jets	16	3	35	20	15	0	0	0.0	0.0	1	0	0	0	0	0	0	0	0	0	0	0	0	0	0	0	0
2018	Jets	16	7	27	16	11	0	0	0.0	0.0	2	0	0	0	0	1	0	0	0	0	0	0	0	0	0	0	0
2019	Chiefs	8	0	24	13	11	2	11	1.0	8.0	2	0	0	0	0	0	0	0	0	0	0	0	0	0	0	0	0
NFL TOTALS		77	15	126	77	49	8	30	2.0	8.0	11	0	0	0	0	2	1	0	0	0	0	0	0	0	0	0	0

MIKE PENNEL'S NFL POSTSEASON DEFENSIVE STATISTICS

DATE	TEAM	GP	GS	TACKLES							INTERCEPTIONS					O. FUMB			ST				MISC				
				TK	S	A	TFL	YDS	SK	YDS	QBH	NO	YDS	LG	TD	PD	FF	FR	YDS	TK	S	A	FF	FR	S	A	
2014	Packers	2	0	1	1	0	0	0	0.0	0.0	0	0	0	0	0	0	0	0	0	0	0	0	0	0	0	0	0
2015	Packers	2	0	2	2	0	0	0	0.0	0.0	0	0	0	0	0	0	0	0	0	0	0	0	0	0	0	0	0
2016	Packers	0	0	0	0	0	0	0	0.0	0.0	0	0	0	0	0	0	0	0	0	0	0	0	0	0	0	0	0
2019	Chiefs	3	2	7	2	5	0	0	0.0	0.0	1	0	0	0	0	0	0	0	0	0	0	0	0	0	0	0	0
NFL TOTALS		7	2	10	5	5	0	0	0.0	0.0	1	0	0	0	0	0	0	0	0	0	0	0	0	0	0	0	0

SINGLE-GAME HIGHS: DEFENSIVE

Total Tackles	7 vs. Carolina Panthers, Nov 26, 2017	Forced Fumbles	1 at Arizona Cardinals, Dec 27, 2015
	6 vs. Los Angeles Chargers, Dec 29, 2019	Tackles For Loss	2 at Los Angeles Chargers, Nov 18, 2019
	5 vs. Buffalo Bills, Nov 11, 2018		2 vs. Dallas Cowboys, Oct 16, 2016
	5 at New England Patriots, Dec 31, 2017		1 vs. Houston Texans, Dec 04, 2016
	5 vs. Los Angeles Chargers, Dec 24, 2017		1 vs. Dallas Cowboys, Dec 13, 2015
	...1 more at 5.		...2 more at 1.
Sacks	1.0 at Los Angeles Chargers, Nov 18, 2019		
	1.0 at Arizona Cardinals, Dec 27, 2015		
Passes Defensed	1 at Tennessee Titans, Dec 02, 2018		
	1 vs. Chicago Bears, Oct 20, 2016		

SINGLE-GAME HIGHS - POSTSEASON: DEFENSIVE

Total Tackles	4 vs. Tennessee Titans, Jan 19, 2020	Passes Defensed	1 vs. San Francisco 49ers, Feb 02, 2020
	2 vs. Houston Texans, Jan 12, 2020		
	2 at Arizona Cardinals, Jan 16, 2016		
	1 vs. San Francisco 49ers, Feb 02, 2020		
	1 vs. Dallas Cowboys, Jan 11, 2015		

2014 GAME-BY-GAME REGULAR SEASON STATISTICS (PACKERS)

DATE	OPPONENT	P/S	TACKLES							INTERCEPTIONS				O. FUMB			ST				MISC		W/L	SCORE					
			TK	S	A	SK	YDS	TFL	YDS	QBH	NO	YDS	LG	TD	PD	FF	FR	YDS	TK	S	A	FF			FR	S	A		
09/04	at Seahawks																											L	16-36
09/14	Jets																											W	31-24
09/21	at Lions																											L	7-19
09/28	at Bears	P	2	1	1	0.0	0.0	0	0	0	0	0	0	0	0	0	0	0	0	0	0	0	0	0	0	0	0	W	38-17
10/02	Vikings	P	2	2	0	0.0	0.0	0	0	0	0	0	0	0	0	0	0	0	0	0	0	0	0	0	0	0	0	W	42-10
10/12	at Dolphins	P	1	1	0	0.0	0.0	0	0	0	0	0	0	0	0	0	0	0	0	0	0	0	0	0	0	0	0	W	27-24
10/19	Panthers	P	3	3	0	0.0	0.0	1	0	0	0	0	0	0	0	0	0	0	0	0	0	0	0	0	0	0	0	W	38-17
10/26	at Saints	P	0	0	0	0.0	0.0	0	0	0	0	0	0	0	0	0	0	0	0	0	0	0	0	0	0	0	0	L	23-44
11/09	Bears	P	0	0	0	0.0	0.0	0	0	0	1	0	0	0	0	0	0	0	0	0	0	0	0	0	0	0	0	W	55-14
11/16	Eagles	P	0	0	0	0.0	0.0	0	0	0	0	0	0	0	0	0	0	0	0	0	0	0	0	0	0	0	0	W	53-20
11/23	at Vikings	P	0	0	0	0.0	0.0	0	0	0	0	0	0	0	0	0	0	0	0	0	0	0	0	0	0	0	0	W	24-21
11/30	Patriots	P	0	0	0	0.0	0.0	0	0	0	0	0	0	0	0	0	0	0	0	0	0	0	0	0	0	0	0	W	26-21
12/08	Falcons	P	0	0	0	0.0	0.0	0	0	0	0	0	0	0	0	0	0	0	0	0	0	0	0	0	0	0	0	W	43-37
12/14	at Bills	P	0	0	0	0.0	0.0	0	0	0	0	0	0	0	0	0	0	0	0	0	0	0	0	0	0	0	0	L	13-21
12/21	at Buccaneers	P	0	0	0	0.0	0.0	0	0	0	0	0	0	0	0	0	0	0	0	0	0	0	0	0	0	0	0	W	20-3
12/28	Lions	P	0	0	0	0.0	0.0	0	0	0	0	0	0	0	0	0	0	0	0	0	0	0	0	0	0	0	0	W	30-20
2014 TOTALS		13-0	8	7	1	0.0	0.0	1	0	1	0	0	0	0	0	0	0	0	0	0	0	0	0	0	0	0	0	0	12-4

2015 GAME-BY-GAME REGULAR SEASON STATISTICS (PACKERS)

DATE	OPPONENT	P/S	TACKLES							INTERCEPTIONS				O. FUMB			ST				MISC		W/L	SCORE					
			TK	S	A	SK	YDS	TFL	YDS	QBH	NO	YDS	LG	TD	PD	FF	FR	YDS	TK	S	A	FF			FR	S	A		
09/13	at Bears	S	1	0	1	0.0	0.0	0	0	0	0	0	0	0	0	0	0	0	0	0	0	0	0	0	0	0	0	W	31-23
09/20	Seahawks	P	3	3	0	0.0	0.0	1	1	0	0	0	0	0	0	0	0	0	0	0	0	0	0	0	0	0	0	W	27-17
09/28	Chiefs	S	2	1	1	0.0	0.0	0	0	0	0	0	0	0	0	0	0	0	0	0	0	0	0	0	0	0	W	38-28	
10/04	at 49ers	S	0	0	0	0.0	0.0	0	0	0	0	0	0	0	0	0	0	0	0	0	0	0	0	0	0	0	0	W	17-3
10/11	Rams	P	2	1	1	0.0	0.0	0	0	0	0	0	0	0	0	0	0	0	0	0	0	0	0	0	0	0	0	W	24-10
10/18	Chargers	P	1	0	1	0.0	0.0	0	0	2	0	0	0	0	0	0	0	0	0	0	0	0	0	0	0	0	0	W	27-20
11/01	at Broncos	P	3	3	0	0.0	0.0	0	0	0	0	0	0	0	0	0	0	0	0	0	0	0	0	0	0	0	0	L	10-29
11/08	at Panthers	P	1	0	1	0.0	0.0	0	0	0	0	0	0	0	0	0	0	0	0	0	0	0	0	0	0	0	0	L	29-37
11/15	Lions	P	0	0	0	0.0	0.0	0	0	0	0	0	0	0	0	0	0	0	0	0	0	0	0	0	0	0	0	L	16-18
11/22	at Vikings	P	1	0	1	0.0	0.0	0	0	0	0	0	0	0	0	0	0	0	0	0	0	0	0	0	0	0	0	W	30-13
11/26	Bears	P	2	1	1	0.0	0.0	0	0	0	0	0	0	0	0	0	0	0	0	0	0	0	0	0	0	0	0	L	13-17
12/03	at Lions	P	1	0	1	0.0	0.0	0	0	0	0	0	0	0	0	0	0	0	0	0	0	0	0	0	0	0	0	W	27-23
12/13	Cowboys	S	2	2	0	0.0	0.0	1	1	0	0	0	0	0	0	0	0	0	0	0	0	0	0	0	0	0	0	W	28-7
12/20	at Raiders	P	1	1	0	0.0	0.0	0	0	0	0	0	0	0	0	0	0	0	0	0	0	0	0	0	0	0	0	W	30-20
12/27	at Cardinals	P	3	3	0	1.0	0.0	0	0	2	0	0	0	0	0	1	0	0	0	0	0	0	0	0	0	0	0	L	8-38
01/03	Vikings	S	2	1	1	0.0	0.0	0	0	0	0	0	0	0	0	0	0	0	0	0	0	0	0	0	0	0	0	L	13-20
2015 TOTALS		16-5	25	16	9	1.0	0.0	2	2	4	0	0	0	0	0	1	0	0	0	0	0	0	0	0	0	0	0	10-6	

2016 GAME-BY-GAME REGULAR SEASON STATISTICS (PACKERS)

DATE	OPPONENT	P/S	TACKLES						INTERCEPTIONS				O. FUMB			ST				MISC		W/L	SCORE			
			TK	S	A	SK	YDS	TFL	YDS	QBH	NO	YDS	LG	TD	PD	FF	FR	YDS	TK	S	A			FF	FR	S
09/11	at Jaguars																								W	27-23
09/18	at Vikings																								L	14-17
09/25	Lions																								W	34-27
10/09	Giants																								W	23-16
10/16	Cowboys	P	3	3	0	0.0	0.0	2	13	0	0	0	0	0	0	0	0	0	0	0	0	0	0	0	L	16-30
10/20	Bears	P	1	1	0	0.0	0.0	0	0	0	0	0	0	0	1	0	0	0	0	0	0	0	0	0	W	26-10
10/30	at Falcons	P	1	0	1	0.0	0.0	0	0	0	0	0	0	0	0	0	0	0	0	0	0	0	0	L	32-33	
11/06	Colts	P	0	0	0	0.0	0.0	0	0	1	0	0	0	0	0	0	0	0	0	0	0	0	0	L	26-31	
11/13	at Titans	P	1	0	1	0.0	0.0	0	0	0	0	0	0	0	0	0	0	0	0	0	0	0	0	L	25-47	
11/20	at Washington	P	0	0	0	0.0	0.0	0	0	0	0	0	0	0	0	0	0	0	0	0	0	0	0	L	24-42	
11/28	at Eagles	P	0	0	0	0.0	0.0	0	0	0	0	0	0	0	0	0	0	0	0	0	0	0	0	W	27-13	
12/04	Texans	P	1	1	0	0.0	0.0	1	4	0	0	0	0	0	0	0	0	0	0	0	0	0	0	W	21-13	
12/11	Seahawks																							W	38-10	
12/18	at Bears																							W	30-27	
12/24	Vikings																							W	38-25	
01/01	at Lions																							W	31-24	
2016 TOTALS			8-0			7	5	2	0.0	0.0	3	17	1	0	0	0	0	1	0	0	0	0	0	0	10-6	

2017 GAME-BY-GAME REGULAR SEASON STATISTICS (JETS)

DATE	OPPONENT	P/S	TACKLES						INTERCEPTIONS				O. FUMB			ST				MISC		W/L	SCORE		
			TK	S	A	SK	YDS	TFL	YDS	QBH	NO	YDS	LG	TD	PD	FF	FR	YDS	TK	S	A			FF	FR
09/10	at Bills	P	5	3	2	0.0	0.0	0	0	0	0	0	0	0	0	0	0	0	0	0	0	0	0	L	12-21
09/17	at Raiders	P	3	1	2	0.0	0.0	0	0	0	0	0	0	0	0	0	0	0	0	0	0	0	0	L	20-45
09/24	Dolphins	P	0	0	0	0.0	0.0	0	0	0	0	0	0	0	0	0	0	0	0	0	0	0	0	W	20-6
10/01	Jaguars	S	3	0	3	0.0	0.0	0	0	0	0	0	0	0	0	0	0	0	0	0	0	0	0	W	23-20+
10/08	at Browns	P	0	0	0	0.0	0.0	0	0	0	0	0	0	0	0	0	0	0	0	0	0	0	0	W	17-14
10/15	Patriots	P	1	1	0	0.0	0.0	0	0	0	0	0	0	0	0	0	0	0	0	0	0	0	0	L	17-24
10/22	at Dolphins	P	1	1	0	0.0	0.0	0	0	0	0	0	0	0	0	0	0	0	0	0	0	0	0	L	28-31
10/29	Falcons	P	0	0	0	0.0	0.0	0	0	0	0	0	0	0	0	0	0	0	0	0	0	0	0	L	20-25
11/02	Bills	P	2	2	0	0.0	0.0	0	0	0	0	0	0	0	0	0	0	0	0	0	0	0	0	W	34-21
11/12	at Buccaneers	P	0	0	0	0.0	0.0	0	0	0	0	0	0	0	0	0	0	0	0	0	0	0	0	L	10-15
11/26	Panthers	P	7	2	5	0.0	0.0	0	0	0	0	0	0	0	0	0	0	0	0	0	0	0	0	L	27-35
12/03	Chiefs	P	1	1	0	0.0	0.0	0	0	0	0	0	0	0	0	0	0	0	0	0	0	0	0	W	38-31
12/10	at Broncos	P	1	1	0	0.0	0.0	0	0	1	0	0	0	0	0	0	0	0	0	0	0	0	0	L	0-23
12/17	at Saints	P	1	1	0	0.0	0.0	0	0	0	0	0	0	0	0	0	0	0	0	0	0	0	0	L	19-31
12/24	Chargers	S	5	4	1	0.0	0.0	0	0	0	0	0	0	0	0	0	0	0	0	0	0	0	0	L	7-14
12/31	at Patriots	S	5	3	2	0.0	0.0	0	0	0	0	0	0	0	0	0	0	0	0	0	0	0	0	L	6-26
2017 TOTALS			16-3			35	20	15	0.0	0.0	0	0	1	0	0	0	0	0	0	0	0	0	0	5-11	

+ - Overtime

2018 GAME-BY-GAME REGULAR SEASON STATISTICS (JETS)

DATE	OPPONENT	P/S	TACKLES						INTERCEPTIONS				O. FUMB			ST				MISC		W/L	SCORE		
			TK	S	A	SK	YDS	TFL	YDS	QBH	NO	YDS	LG	TD	PD	FF	FR	YDS	TK	S	A			FF	FR
09/10	at Lions	P	0	0	0	0.0	0.0	0	0	0	0	0	0	0	0	0	0	0	0	0	0	0	0	W	48-17
09/16	Dolphins	P	1	1	0	0.0	0.0	0	0	0	0	0	0	0	0	0	0	0	0	0	0	0	0	L	12-20
09/20	at Browns	P	1	0	1	0.0	0.0	0	0	0	0	0	0	0	0	0	0	0	0	0	0	0	0	L	17-21
09/30	at Jaguars	P	0	0	0	0.0	0.0	0	0	0	0	0	0	0	0	0	0	0	0	0	0	0	0	L	12-31
10/07	Broncos	P	1	1	0	0.0	0.0	0	0	0	0	0	0	0	0	0	0	0	0	0	0	0	0	W	34-16
10/14	Colts	P	1	1	0	0.0	0.0	0	0	0	0	0	0	0	0	0	0	0	0	0	0	0	0	W	42-34
10/21	Vikings	P	0	0	0	0.0	0.0	0	0	0	0	0	0	0	0	0	0	0	0	0	0	0	0	L	17-37
10/28	at Bears	P	4	2	2	0.0	0.0	0	0	1	0	0	0	0	0	0	0	0	0	0	0	0	0	L	10-24
11/04	at Dolphins	S	1	1	0	0.0	0.0	0	0	0	0	0	0	0	0	0	0	0	0	0	0	0	0	L	6-13
11/11	Bills	S	5	3	2	0.0	0.0	0	0	0	0	0	0	0	0	0	0	0	0	0	0	0	0	L	10-41
11/25	Patriots	S	1	1	0	0.0	0.0	0	0	0	0	0	0	0	0	0	0	0	0	0	0	0	0	L	13-27
12/02	at Titans	S	4	1	3	0.0	0.0	0	0	0	0	0	0	1	0	0	0	0	0	0	0	0	0	L	22-26
12/09	at Bills	S	3	2	1	0.0	0.0	0	0	0	0	0	0	0	0	0	0	0	0	0	0	0	0	W	27-23
12/15	Texans	S	2	2	0	0.0	0.0	0	0	0	0	0	0	0	0	0	0	0	0	0	0	0	0	L	22-29
12/23	Packers	S	0	0	0	0.0	0.0	0	0	0	0	0	0	0	0	0	0	0	0	0	0	0	0	L	38-44+
12/30	at Patriots	P	3	1	2	0.0	0.0	0	0	1	0	0	0	0	0	0	0	0	0	0	0	0	0	L	3-38
2018 TOTALS			16-7			27	16	11	0.0	0.0	0	0	2	0	0	0	0	1	0	0	0	0	0	4-12	

+ - Overtime

2019 GAME-BY-GAME REGULAR SEASON STATISTICS (CHIEFS)

DATE	OPPONENT	P/S	TACKLES							INTERCEPTIONS				O. FUMB			ST				MISC		W/L	SCORE			
			TK	S	A	SK	YDS	TFL	YDS	QBH	NO	YDS	LG	TD	PD	FF	FR	YDS	TK	S	A	FF			FR	S	A
09/08	at Jaguars																								W	40-26	
09/15	at Raiders																								W	28-10	
09/22	Ravens																								W	33-28	
09/29	at Lions																								W	34-30	
10/06	Colts																								L	13-19	
10/13	Texans																								L	24-31	
10/17	at Broncos																								W	30-6	
10/27	Packers	P	2	2	0	0.0	0.0	0	0	0	0	0	0	0	0	0	0	0	0	0	0	0	0	0	0	L	24-31
11/03	Vikings	P	3	1	2	0.0	0.0	0	0	0	0	0	0	0	0	0	0	0	0	0	0	0	0	0	0	W	26-23
11/10	at Titans																								L	32-35	
11/18	at Chargers	P	3	2	1	1.0	8.0	2	11	2	0	0	0	0	0	0	0	0	0	0	0	0	0	0	0	W	24-17
12/01	Raiders	P	3	1	2	0.0	0.0	0	0	0	0	0	0	0	0	0	0	0	0	0	0	0	0	0	0	W	40-9
12/08	at Patriots	P	3	2	1	0.0	0.0	0	0	0	0	0	0	0	0	0	0	0	0	0	0	0	0	0	0	W	23-16
12/15	Broncos	P	3	1	2	0.0	0.0	0	0	0	0	0	0	0	0	0	0	0	0	0	0	0	0	0	0	W	23-3
12/22	at Bears	P	1	0	1	0.0	0.0	0	0	0	0	0	0	0	0	0	0	0	0	0	0	0	0	0	0	W	26-3
12/29	Chargers	P	6	4	2	0.0	0.0	0	0	0	0	0	0	0	0	0	0	0	0	0	0	0	0	0	0	W	31-21
2019 TOTALS			8-0	24	13	11	1.0	8.0	2	11	2	0	0	0	0	0	0	0	0	0	0	0	0	0	0	12-4	

2014 GAME-BY-GAME POSTSEASON STATISTICS (PACKERS)

DATE	OPPONENT	P/S	TACKLES							INTERCEPTIONS				O. FUMB			ST				MISC		W/L	SCORE			
			TK	S	A	SK	YDS	TFL	YDS	QBH	NO	YDS	LG	TD	PD	FF	FR	YDS	TK	S	A	FF			FR	S	A
01/11	Cowboys	P	1	1	0	0.0	0.0	0	0	0	0	0	0	0	0	0	0	0	0	0	0	0	0	0	0	W	26-21
01/18	at Seahawks	P	0	0	0	0.0	0.0	0	0	0	0	0	0	0	0	0	0	0	0	0	0	0	0	0	0	L	22-28+
2014 TOTALS			2-0	1	1	0	0.0	0.0	0	0	0	0	0	0	0	0	0	0	0	0	0	0	0	0	0	1-1	

+ - Overtime

2015 GAME-BY-GAME POSTSEASON STATISTICS (PACKERS)

DATE	OPPONENT	P/S	TACKLES							INTERCEPTIONS				O. FUMB			ST				MISC		W/L	SCORE			
			TK	S	A	SK	YDS	TFL	YDS	QBH	NO	YDS	LG	TD	PD	FF	FR	YDS	TK	S	A	FF			FR	S	A
01/10	at Washington	P	0	0	0	0.0	0.0	0	0	0	0	0	0	0	0	0	0	0	0	0	0	0	0	0	0	W	35-18
01/16	at Cardinals	P	2	2	0	0.0	0.0	0	0	0	0	0	0	0	0	0	0	0	0	0	0	0	0	0	0	L	20-26+
2015 TOTALS			2-0	2	2	0	0.0	0.0	0	0	0	0	0	0	0	0	0	0	0	0	0	0	0	0	0	1-1	

+ - Overtime

2016 GAME-BY-GAME POSTSEASON STATISTICS (PACKERS)

DATE	OPPONENT	P/S	TACKLES							INTERCEPTIONS				O. FUMB			ST				MISC		W/L	SCORE			
			TK	S	A	SK	YDS	TFL	YDS	QBH	NO	YDS	LG	TD	PD	FF	FR	YDS	TK	S	A	FF			FR	S	A
01/08	Giants																									W	38-13
01/15	at Cowboys																									W	34-31
01/22	at Falcons																									L	21-44
2016 TOTALS			0	0	0	0.0	0.0	0	0	0	0	0	0	0	0	0	0	0	0	0	0	0	0	0	0	2-1	

2019 GAME-BY-GAME POSTSEASON STATISTICS (CHIEFS)

DATE	OPPONENT	P/S	TACKLES							INTERCEPTIONS				O. FUMB			ST				MISC		W/L	SCORE			
			TK	S	A	SK	YDS	TFL	YDS	QBH	NO	YDS	LG	TD	PD	FF	FR	YDS	TK	S	A	FF			FR	S	A
01/12	Texans	S	2	2	0	0.0	0.0	0	0	0	0	0	0	0	0	0	0	0	0	0	0	0	0	0	0	W	51-31
01/19	Titans	S	4	0	4	0.0	0.0	0	0	0	0	0	0	0	0	0	0	0	0	0	0	0	0	0	0	W	35-24
02/02	49ers	P	1	0	1	0.0	0.0	0	0	1	0	0	0	0	0	0	0	0	0	0	0	0	0	0	0	W	31-20
2019 TOTALS			3-2	7	2	5	0.0	0.0	0	0	1	0	0	0	0	0	0	0	0	0	0	0	0	0	0	3-0	



BYRON PRINGLE

WIDE RECEIVER #13
KANSAS STATE



3RD YEAR IN THE NFL | **3RD YEAR WITH THE CHIEFS**

HEIGHT: 6'1"
WEIGHT: 203
DRAFTED: CFA-18
BIRTHDAY: 11/17/93

- Third-year wide receiver enters his third season with the Chiefs in 2020.
- Pringle scored his first-career touchdown against the Indianapolis Colts (10/6/19) on a 27-yard pass from QB Patrick Mahomes. He logged his first-career 100-receiving yard game against the Colts, finishing with a career-high 103 receiving yards.
- Originally entered the NFL as an undrafted free agent

with the Chiefs in 2018.

Transactions:

Signed to Kansas City's active roster from the practice squad (9/14/19) ... Signed to Kansas City's practice squad (9/12/19) ... Released by Kansas City (9/10/19) ... Originally entered the NFL as an undrafted free agent with the Chiefs in 2018.

COLLEGE

Played for two seasons (2016-17) at Kansas State, appearing in 25 games (24 starts) ... Finished his collegiate career second in school history in career yards per reception (19.64) and sixth in both career kickoff-return average (27.6) and yards (1,076) ... Also tied for fourth with two career kickoff-return touchdowns ... One of 30 players in school history to reach 1,000 career receiving yards, while he was one of just seven former community-college players to accomplish the feat ... Became the 29th player in school history to top the 2,000-yard mark in all-purpose yards ... Helped 2017 Senior Class earn a 32-20 record, four bowl berths and two bowl victories ... Named an honorable mention All-Big 12 kick returner/punt returner by the coaches in 2017 ... Carded three receiving touchdowns at Oklahoma State to tie the school record and tie for sixth nationally in 2017, while he became the first Wildcat with three touchdown catches since Tyler Lockett did so in the 2013 Buffalo Wild Wings Bowl against Michigan earning him Big 12 Offensive Player of the Week honors ... Named first-team All-Big 12 kick returner/punt returner by the coaches in 2016 ... Played one season at Butler Community College in 2015 ... Accumulated 28 receptions for 432 yards (15.4 yds/catch) and nine touchdowns en route to Second Team All-Kansas Jayhawk Community College Conference (KJCCC) honors.

PERSONAL

- Played for Robinson High School.
- Was a Second Team Class 5A All-Florida selection while also earning First Team All-Hillsborough County honors after catching 25 passes for 391 yards and seven touchdowns.
- Also rushed for 162 yards on 13 carries and had two scores, while he recorded four interceptions and three fumble recoveries on defense.
- Returned 11 punts for 204 yards (18.5-yard average) and had 394 yards on 11 kickoff returns (35.8 yards per return) while scoring four touchdowns.
- Voted the player of the game at the inaugural Blue-Gray National High School Classic as he had six catches for 104 yards, 75 kickoff-return yards and 10 rushing yards (189 all-purpose) in the game played at Raymond James Stadium.
- Majored in sociology/criminology at Kansas State.
- Hometown: Tampa, Fla.

BYRON PRINGLE'S NFL REGULAR SEASON RUSHING/RECEIVING STATISTICS

DATE	TEAM	RECEIVING							RUSHING				
		GP	GS	NO.	YDS	AVG	LG	TD	NO.	YDS.	AVG.	LG	TD
2018	Chiefs	0	0	0	0	0.0	0	0	0	0	0.0	0	0
2019	Chiefs	16	0	12	170	14.2	28	1	0	0	0.0	0	0
NFL TOTALS		16	0	12	170	14.2	28	1	0	0	0.0	0	0

BYRON PRINGLE'S NFL POSTSEASON RUSHING/RECEIVING STATISTICS

DATE	TEAM	GP	GS	RECEIVING					RUSHING				
				NO.	YDS	AVG	LG	TD	NO.	YDS.	AVG.	LG	TD
2018	Chiefs	0	0	0	0	0.0	0	0	0	0	0.0	0	0
2019	Chiefs	3	0	0	0	0.0	0	0	0	0	0.0	0	0
NFL TOTALS		3	0	0	0	0.0	0	0	0	0	0.0	0	0

SINGLE-GAME HIGHS: RUSHING/RECEIVING

Receptions	6 vs. Indianapolis Colts, Oct 06, 2019 2 vs. Houston Texans, Oct 13, 2019 1 at New England Patriots, Dec 08, 2019 1 at Los Angeles Chargers, Nov 18, 2019 1 at Detroit Lions, Sep 29, 2019 ...1 more at 1.	Kickoff Returns	2 at Detroit Lions, Sep 29, 2019
Receiving Yards	103 vs. Indianapolis Colts, Oct 06, 2019 24 vs. Houston Texans, Oct 13, 2019 14 at New England Patriots, Dec 08, 2019 13 at Detroit Lions, Sep 29, 2019 9 at Los Angeles Chargers, Nov 18, 2019	Kickoff Return Yards	41 at Detroit Lions, Sep 29, 2019
Longest Receptions	28 vs. Indianapolis Colts, Oct 06, 2019 27t vs. Indianapolis Colts, Oct 06, 2019 27 vs. Indianapolis Colts, Oct 06, 2019 19 vs. Houston Texans, Oct 13, 2019 14 at New England Patriots, Dec 08, 2019	Longest Kickoff Return	22 at Detroit Lions, Sep 29, 2019 19 at Detroit Lions, Sep 29, 2019
Receiving TDs	1 vs. Indianapolis Colts, Oct 06, 2019	Special Teams Tackles	2 at Denver Broncos, Oct 17, 2019 1 vs. Denver Broncos, Dec 15, 2019 1 vs. Oakland Raiders, Dec 01, 2019 1 at Los Angeles Chargers, Nov 18, 2019 ...2 more at 1.
All-purpose yards	103 vs. Indianapolis Colts, Oct 06, 2019 54 at Detroit Lions, Sep 29, 2019 24 vs. Houston Texans, Oct 13, 2019 14 at New England Patriots, Dec 08, 2019 9 at Los Angeles Chargers, Nov 18, 2019	Most TDs	1 vs. Indianapolis Colts, Oct 06, 2019

SINGLE-GAME HIGHS - POSTSEASON: RUSHING/RECEIVING

Special Teams Tackles	3 vs. San Francisco 49ers, Feb 02, 2020 1 vs. Houston Texans, Jan 12, 2020
------------------------------	-------------------------------------------------------------------------------

100-YARD RECEIVING GAMES (1): REGULAR SEASON

DATE	TEAM	NO.	YDS.	AVG.	LG	TD
10/06/19	COLTS	6	103	17.2	28	1

2018 GAME-BY-GAME REGULAR SEASON STATISTICS (CHIEFS)

DATE	OPPONENT	P/S	RECEIVING					RUSHING					W/L	SCORE
			NO	YDS	AVG	LG	TD	NO	YDS	AVG	LG	TD		
09/09	at Chargers												W	38-28
09/16	at Steelers												W	42-37
09/23	49ers												W	38-27
10/01	at Broncos												W	27-23
10/07	Jaguars												W	30-14
10/14	at Patriots												L	40-43
10/21	Bengals												W	45-10
10/28	Broncos												W	30-23
11/04	at Browns												W	37-21
11/11	Cardinals												W	26-14
11/19	at Rams												L	51-54
12/02	at Raiders												W	40-33
12/09	Ravens												W	27-24+
12/13	Chargers												L	28-29
12/23	at Seahawks												L	31-38
12/30	Raiders												W	35-3
2018 TOTALS		0-0	0	0	0.0	0	0	0	0	0.0	0	0	12-4	

+ - Overtime

2019 GAME-BY-GAME REGULAR SEASON STATISTICS (CHIEFS)

DATE	OPPONENT	P/S	RECEIVING					RUSHING					W/L	SCORE
			NO	YDS	AVG	LG	TD	NO	YDS	AVG	LG	TD		
09/08	at Jaguars	P	0	0	0.0	0	0	0	0	0.0	0	0	W	40-26
09/15	at Raiders	P	0	0	0.0	0	0	0	0	0.0	0	0	W	28-10
09/22	Ravens	P	1	7	7.0	7	0	0	0	0.0	0	0	W	33-28
09/29	at Lions	P	1	13	13.0	13	0	0	0	0.0	0	0	W	34-30
10/06	Colts	P	6	103	17.2	28	1	0	0	0.0	0	0	L	13-19
10/13	Texans	P	2	24	12.0	19	0	0	0	0.0	0	0	L	24-31
10/17	at Broncos	P	0	0	0.0	0	0	0	0	0.0	0	0	W	30-6
10/27	Packers	P	0	0	0.0	0	0	0	0	0.0	0	0	L	24-31
11/03	Vikings	P	0	0	0.0	0	0	0	0	0.0	0	0	W	26-23
11/10	at Titans	P	0	0	0.0	0	0	0	0	0.0	0	0	L	32-35
11/18	at Chargers	P	1	9	9.0	9	0	0	0	0.0	0	0	W	24-17
12/01	Raiders	P	0	0	0.0	0	0	0	0	0.0	0	0	W	40-9
12/08	at Patriots	P	1	14	14.0	14	0	0	0	0.0	0	0	W	23-16
12/15	Broncos	P	0	0	0.0	0	0	0	0	0.0	0	0	W	23-3
12/22	at Bears	P	0	0	0.0	0	0	0	0	0.0	0	0	W	26-3
12/29	Chargers	P	0	0	0.0	0	0	0	0	0.0	0	0	W	31-21
2019 TOTALS		16-0	12	170	14.2	28	1	0	0	0.0	0	0	12-4	

2018 GAME-BY-GAME POSTSEASON STATISTICS (CHIEFS)

DATE	OPPONENT	P/S	RECEIVING					RUSHING					W/L	SCORE
			NO	YDS	AVG	LG	TD	NO	YDS	AVG	LG	TD		
01/12	Colts							RESERVE/INJURED					W	31-13
01/20	Patriots							RESERVE/INJURED					L	31-37+
2018 TOTALS		0-0	0	0	0.0	0	0	0	0	0.0	0	0	1-1	

+ - Overtime

2019 GAME-BY-GAME POSTSEASON STATISTICS (CHIEFS)

DATE	OPPONENT	P/S	RECEIVING					RUSHING					W/L	SCORE
			NO	YDS	AVG	LG	TD	NO	YDS	AVG	LG	TD		
01/12	Texans	P	0	0	0.0	0	0	0	0	0.0	0	0	W	51-31
01/19	Titans	P	0	0	0.0	0	0	0	0	0.0	0	0	W	35-24
02/02	49ers	P	0	0	0.0	0	0	0	0	0.0	0	0	W	31-20
2019 TOTALS		3-0	0	0	0.0	0	0	0	0	0.0	0	0	3-0	



MARTINAS RANKIN

TACKLE #74
MISSISSIPPI STATE



3RD YEAR IN THE NFL

2ND YEAR WITH THE CHIEFS

HEIGHT: 6'5"
WEIGHT: 311
DRAFTED: T (HOU)-19
BIRTHDAY: 10/20/94

- Third-year tackle enters his second season with the Chiefs in 2020.
- Joined Kansas City as part of a trade that sent RB Carlos Hyde to Houston.
- Made his first start at left tackle with Houston and helped record a second-consecutive game with more than 140 team rushing yards at Tennessee (9/16/18).

Made first start in a Chiefs uniform against the Houston Texans (10/13/19), starting at left guard.

Transactions:

Traded to Kansas City from Houston (8/31/19) ... Originally entered the NFL as a third-round pick (80th overall) by the Houston Texans in the 2018 NFL Draft.

COLLEGE

Played two seasons (2016-17) at Mississippi State after two seasons at Mississippi Gulf Coast Community College (2013-14) ... Redshirted the 2015 campaign ... Came to MSU as the nation's top junior college offensive lineman ... Played in 23 games with 18 starts, all coming at tackle at Mississippi State ... Two-time member of the SEC Academic Honor Roll and a Dean's List recipient who maintained a 3.3 GPA and was a semifinalist for college football's top academic award as a senior ... Selected as a team captain by his teammates prior to his final season ... Named first-team all-region and All MACJC in 2014 ... Recipient of the 2014 MACJC Most Valuable Lineman Award.

PERSONAL

- Prepped at Mendenhall High School.
- Majored in kinesiology at Mississippi State.
- Hometown: Mendenhall, Miss.
- First name pronounced: marr-TEE-nus.

MARTINAS RANKIN'S NFL REGULAR SEASON STATISTICS

DATE	TEAM	GP	GS
2018	Texans	16	4
2019	Chiefs	6	5
NFL TOTALS		22	9

MARTINAS RANKIN'S NFL POSTSEASON STATISTICS

DATE	TEAM	GP	GS
2018	Texans	1	0
2019	Chiefs	0	0
NFL TOTALS		1	0

2018 GAME-BY-GAME REGULAR SEASON STATISTICS (TEXANS)

DATE	OPPONENT	P/S	W/L	SCORE
09/09	at Patriots	P	L	20-27
09/16	at Titans	S	L	17-20
09/23	Giants	S	L	22-27
09/30	at Colts	S	W	37-34+
10/07	Cowboys	P	W	19-16+
10/14	Bills	P	W	20-13
10/21	at Jaguars	P	W	20-7
10/25	Dolphins	P	W	42-23
11/04	at Broncos	P	W	19-17
11/18	at Washington	P	W	23-21
11/26	Titans	P	W	34-17
12/02	Browns	P	W	29-13
12/09	Colts	P	L	21-24
12/15	at Jets	P	W	29-22
12/23	at Eagles	S	L	30-32
12/30	Jaguars	P	W	20-3
2018 TOTALS		16-4	11-5	

+ - Overtime

2019 GAME-BY-GAME REGULAR SEASON STATISTICS (CHIEFS)

DATE	OPPONENT	P/S	W/L	SCORE
09/08	at Jaguars		W	40-26
09/15	at Raiders		W	28-10
09/22	Ravens		W	33-28
09/29	at Lions		W	34-30
10/06	Colts	P	L	13-19
10/13	Texans	S	L	24-31
10/17	at Broncos	S	W	30-6
10/27	Packers	S	L	24-31
11/03	Vikings	S	W	26-23
11/10	at Titans	S	L	32-35
11/18	at Chargers		W	24-17
12/01	Raiders		W	40-9
12/08	at Patriots		W	23-16
12/15	Broncos		W	23-3
12/22	at Bears		W	26-3
12/29	Chargers		W	31-21
2019 TOTALS		6-5	12-4	

2018 GAME-BY-GAME POSTSEASON STATISTICS (TEXANS)

DATE	OPPONENT	P/S	W/L	SCORE
01/05	Colts	P	L	7-21
2018 TOTALS		1-0	0-1	

2019 GAME-BY-GAME POSTSEASON STATISTICS (CHIEFS)

DATE	OPPONENT	P/S	W/L	SCORE
01/12	Texans		W	51-31
01/19	Titans		W	35-24
02/02	49ers		W	31-20
2019 TOTALS		0-0	3-0	



AUSTIN REITER

CENTER #62
SOUTH FLORIDA

5TH YEAR IN THE NFL

3RD YEAR WITH THE CHIEFS

HEIGHT: 6'3"
WEIGHT: 300
DRAFTED: W (CLE)-18
BIRTHDAY: 11/27/91



- 👁 Fifth-year offensive lineman enters his third season with the Chiefs in 2020.
- 👁 In 2016 started at center with the Cleveland Browns against the Washington Redskins earning his first career NFL start.
- 👁 Made first start in Chiefs uniform vs. Denver (10/28/18).

Transactions:

Claimed off of waivers by Kansas City (9/3/18) ... Released by Cleveland (9/2/18) ... Signed to Cleveland's active roster from Washington's practice squad (9/20/16) ... Signed to Washington's practice squad (9/15/16) ... Released by Washington (9/13/16) ... Signed by Washington (1/11/16) ... Signed to Washington's practice squad (9/29/15) ... Released by Washington (9/5/15) ... Originally entered the NFL as a seventh-round pick (222nd overall) by the Washington Redskins in the 2015 NFL Draft.

COLLEGE

Played 46 games (36 starts) at South Florida ... Started all 12 games at center as a senior in 2014, earning team's Offensive Lineman Award and Tough Man Award ... Started 12 games as a junior in 2013 ... Started 12 games as a sophomore in 2012.

PERSONAL

- 👁 Played right tackle on offense and three technique defensive tackle at Lakewood Ranch (Fla.) High School.
- 👁 Earned two bachelor's degrees in communications and public health from South Florida.
- 👁 Hometown: Bradenton, Fla.
- 👁 Last name pronounced: RIGHT-er.

AUSTIN REITER'S NFL REGULAR SEASON STATISTICS

DATE	TEAM	GP	GS
2015	Washington	0	0
2016	Washington	0	0
2016	Browns	1	1
2016	TOTAL	1	1
2017	Browns	16	0
2018	Chiefs	11	4
2019	Chiefs	16	16
NFL TOTALS		44	21

Went from **Washington** to **Cleveland**.

AUSTIN REITER'S NFL POSTSEASON STATISTICS

DATE	TEAM	GP	GS
2018	Chiefs	2	0
2019	Chiefs	3	3
NFL TOTALS		5	3

2015 GAME-BY-GAME REGULAR SEASON STATISTICS (WASHINGTON)

DATE	OPPONENT	P/S		W/L	SCORE
09/13	Dolphins		NOT ON ROSTER	L	10-17
09/20	Rams		NOT ON ROSTER	W	24-10
09/24	at Giants		NOT ON ROSTER	L	21-32
10/04	Eagles		PRACTICE SQUAD	W	23-20
10/11	at Falcons		PRACTICE SQUAD	L	19-25+
10/18	at Jets		PRACTICE SQUAD	L	20-34
10/25	Buccaneers		PRACTICE SQUAD	W	31-30
11/08	at Patriots		PRACTICE SQUAD	L	10-27
11/15	Saints		PRACTICE SQUAD	W	47-14
11/22	at Panthers		PRACTICE SQUAD	L	16-44
11/29	Giants		PRACTICE SQUAD	W	20-14
12/07	Cowboys		PRACTICE SQUAD	L	16-19
12/13	at Bears		PRACTICE SQUAD	W	24-21
12/20	Bills		PRACTICE SQUAD	W	35-25
12/26	at Eagles		PRACTICE SQUAD	W	38-24
01/03	at Cowboys		PRACTICE SQUAD	W	34-23
2015 TOTALS		0-0		9-7	

+ - Overtime

2016 GAME-BY-GAME REGULAR SEASON STATISTICS (WASHINGTON/BROWNS)

DATE	OPPONENT	P/S		W/L	SCORE
09/12	Steelers		INACTIVE	L	16-38
09/18	Cowboys		PRACTICE SQUAD	L	23-27
			Went from Washington to Browns .		
09/25	at Dolphins		INACTIVE	L	24-30+
10/02	at Washington	S		L	20-31
10/09	Patriots		INACTIVE	L	13-33
10/16	at Titans		RESERVE/INJURED	L	26-28
10/23	at Bengals		RESERVE/INJURED	L	17-31
10/30	Jets		RESERVE/INJURED	L	28-31
11/06	Cowboys		RESERVE/INJURED	L	10-35
11/10	at Ravens		RESERVE/INJURED	L	7-28
11/20	Steelers		RESERVE/INJURED	L	9-24
11/27	Giants		RESERVE/INJURED	L	13-27
12/11	Bengals		RESERVE/INJURED	L	10-23
12/18	at Bills		RESERVE/INJURED	L	13-33
12/24	Chargers		RESERVE/INJURED	W	20-17
01/01	at Steelers		RESERVE/INJURED	L	24-27+
2016 TOTALS		1-1		1-15	

+ - Overtime

2017 GAME-BY-GAME REGULAR SEASON STATISTICS (BROWNS)

DATE	OPPONENT	P/S		W/L	SCORE
09/10	Steelers	P		L	18-21
09/17	at Ravens	P		L	10-24
09/24	at Colts	P		L	28-31
10/01	Bengals	P		L	7-31
10/08	Jets	P		L	14-17
10/15	at Texans	P		L	17-33
10/22	Titans	P		L	9-12+
10/29	Vikings	P		L	16-33
11/12	at Lions	P		L	24-38
11/19	Jaguars	P		L	7-19
11/26	at Bengals	P		L	16-30
12/03	at Chargers	P		L	10-19
12/10	Packers	P		L	21-27+
12/17	Ravens	P		L	10-27
12/24	at Bears	P		L	3-20
12/31	at Steelers	P		L	24-28
2017 TOTALS		16-0		0-16	

+ - Overtime

2018 GAME-BY-GAME REGULAR SEASON STATISTICS (CHIEFS)

DATE	OPPONENT	P/S		W/L	SCORE
09/09	at Chargers		INACTIVE	W	38-28
09/16	at Steelers		INACTIVE	W	42-37
09/23	49ers		INACTIVE	W	38-27
10/01	at Broncos		INACTIVE	W	27-23
10/07	Jaguars		INACTIVE	W	30-14
10/14	at Patriots	P		L	40-43
10/21	Bengals	P		W	45-10
10/28	Broncos	S		W	30-23
11/04	at Browns	S		W	37-21
11/11	Cardinals	S		W	26-14
11/19	at Rams	S		L	51-54
12/02	at Raiders	P		W	40-33
12/09	Ravens	P		W	27-24+
12/13	Chargers	P		L	28-29
12/23	at Seahawks	P		L	31-38
12/30	Raiders	P		W	35-3
2018 TOTALS		11-4		12-4	

+ - Overtime

2019 GAME-BY-GAME REGULAR SEASON STATISTICS (CHIEFS)

DATE	OPPONENT	P/S		W/L	SCORE
09/08	at Jaguars	S		W	40-26
09/15	at Raiders	S		W	28-10
09/22	Ravens	S		W	33-28
09/29	at Lions	S		W	34-30
10/06	Colts	S		L	13-19
10/13	Texans	S		L	24-31
10/17	at Broncos	S		W	30-6
10/27	Packers	S		L	24-31
11/03	Vikings	S		W	26-23
11/10	at Titans	S		L	32-35
11/18	at Chargers	S		W	24-17
12/01	Raiders	S		W	40-9
12/08	at Patriots	S		W	23-16
12/15	Broncos	S		W	23-3
12/22	at Bears	S		W	26-3
12/29	Chargers	S		W	31-21
2019 TOTALS		16-16		12-4	

2018 GAME-BY-GAME POSTSEASON STATISTICS (CHIEFS)

DATE	OPPONENT	P/S		W/L	SCORE
01/12	Colts	P		W	31-13
01/20	Patriots	P		L	31-37+
2018 TOTALS		2-0		1-1	

+ - Overtime

2019 GAME-BY-GAME POSTSEASON STATISTICS (CHIEFS)

DATE	OPPONENT	P/S		W/L	SCORE
01/12	Texans	S		W	51-31
01/19	Titans	S		W	35-24
02/02	49ers	S		W	31-20
2019 TOTALS		3-3		3-0	



MIKE REMMERS

TACKLE #75
OREGON STATE



8TH YEAR IN THE NFL

1ST YEAR WITH THE CHIEFS

HEIGHT: 6'5"
WEIGHT: 308
DRAFTED: FA-20
BIRTHDAY: 11/4/89

- 👁 Eighth-year tackle enters his first season with the Chiefs in 2020.
- 👁 Originally entered the NFL as an undrafted free agent with the Broncos in 2012.

Transactions:

Signed by Kansas City (4-2-20) ... Signed by the New York Giants (5/11/19) ... Released by Minnesota (3/11/19) ... Signed by Minnesota (3/10/17) ... Re-signed by Carolina (4/12/16) ... Signed to Carolina's active roster from St. Louis' practice squad (10/28/14) ... Signed to St. Louis' practice squad (9/5/14) ... Released by Minnesota (9/3/14)

... Signed to Minnesota's practice squad (8/31/14) ... Released by Minnesota (8/30/14) ... Signed by Minnesota (12/16/13) ... Released by Minnesota (12/14/13) ... Claimed off of waivers by Minnesota (11/25/13) ... Released by San Diego (11/23/13)... Signed to San Diego's active roster from Tampa Bay's practice squad (10/9/13) ... Signed to Tampa Bay's practice squad (9/1/13) ... Released by Tampa Bay (8/31/13) ... Signed by Tampa Bay (1/2/13) ... Signed to Tampa Bay's practice squad (9/11/12) ... Released by Denver (8/27/12) ... Originally entered the NFL as an undrafted free agent with the Denver Broncos in 2012.

COLLEGE

Walked on at Oregon State, where he played in 50 games with 44 starts at both left and right tackle ... As a senior, started 12 games at left tackle ... Started 12 games at right tackle as a junior, when he was All-Pac-10 honorable mention and a finalist for the Burlsworth Trophy, given annually to the best player in the country who began his career as a walk-on ... Earned a scholarship prior to his sophomore season, when he started 13 games at right tackle ... As a freshman in 2008, played in 13 games with 7 starts at right tackle ... Redshirted as a true freshman in 2007.

PERSONAL

- 👁 Was a two-sport athlete at Jesuit High School that helped lead the Crusaders to 2 state championships in football.
- 👁 Hometown: Portland, Oregon.

MIKE REMMERS' NFL REGULAR SEASON STATISTICS

DATE	TEAM	GP	GS
2012	Broncos	0	0
Went from Denver to Tampa Bay .			
2012	Buccaneers	0	0
2012	TOTAL	0	0
2013	Buccaneers	0	0
Went from Tampa Bay to San Diego .			
2013	Chargers	1	0
Went from San Diego to Minnesota .			
2013	Vikings	0	0
2013	TOTAL	1	0
2014	Panthers	5	5
2015	Panthers	16	16
2016	Panthers	16	16
2017	Vikings	11	11
2018	Vikings	16	16
2019	Giants	14	14
NFL TOTALS		79	78

MIKE REMMERS' NFL POSTSEASON STATISTICS

DATE	TEAM	GP	GS
2014	Panthers	2	2
2015	Panthers	3	3
2017	Vikings	2	2
NFL TOTALS		7	7

MIKE REMMERS' NFL REGULAR SEASON DEFENSIVE STATISTICS

DATE	TEAM	GP	GS	TACKLES								INTERCEPTIONS					O. FUMB			ST					MISC			
				TK	S	A	TFL	YDS	SK	YDS	QBH	NO	YDS	LG	TD	PD	FF	FR	YDS	TK	S	A	FF	FR	S	A		
2012	Broncos	0	0	0	0	0	0	0	0	0	0	0	0	0	0	0	0	0	0	0	0	0	0	0	0	0	0	0
		Went from Denver to Tampa Bay .																										
2012	Buccaneers	0	0	0	0	0	0	0	0	0	0	0	0	0	0	0	0	0	0	0	0	0	0	0	0	0	0	0
2012	TOTAL	0	0	0	0	0	0	0	0	0	0	0	0	0	0	0	0	0	0	0	0	0	0	0	0	0	0	0
2013	Buccaneers	0	0	0	0	0	0	0	0	0	0	0	0	0	0	0	0	0	0	0	0	0	0	0	0	0	0	0
		Went from Tampa Bay to San Diego .																										
2013	Chargers	1	0	0	0	0	0	0	0	0	0	0	0	0	0	0	0	0	0	0	0	0	0	0	0	0	0	0
		Went from San Diego to Minnesota .																										
2013	Vikings	0	0	0	0	0	0	0	0	0	0	0	0	0	0	0	0	0	0	0	0	0	0	0	0	0	0	0
2013	TOTAL	1	0	0	0	0	0	0	0	0	0	0	0	0	0	0	0	0	0	0	0	0	0	0	0	0	0	0
2014	Panthers	5	5	0	0	0	0	0	0	0.0	0.0	0	0	0	0	0	0	0	0	0	0	0	0	0	0	0	0	0
2015	Panthers	16	16	0	0	0	0	0	0	0.0	0.0	0	0	0	0	0	0	0	0	0	0	0	0	0	0	0	0	1
2016	Panthers	16	16	0	0	0	0	0	0	0.0	0.0	0	0	0	0	0	0	0	0	0	0	0	0	0	0	0	0	1
2017	Vikings	11	11	0	0	0	0	0	0	0.0	0.0	0	0	0	0	0	0	0	0	0	0	0	0	0	0	0	1	0
2018	Vikings	16	16	0	0	0	0	0	0	0.0	0.0	0	0	0	0	0	0	0	0	0	0	0	0	0	0	0	2	0
2019	Giants	14	14	0	0	0	0	0	0	0.0	0.0	0	0	0	0	0	0	0	0	0	0	0	0	0	0	0	0	0
NFL TOTALS		79	78	0	0	0	0	0	0	0.0	0.0	0	0	0	0	0	0	0	0	0	0	0	0	0	0	0	0	5

MIKE REMMERS' NFL POSTSEASON DEFENSIVE STATISTICS

DATE	TEAM	GP	GS	TACKLES								INTERCEPTIONS					O. FUMB			ST					MISC			
				TK	S	A	TFL	YDS	SK	YDS	QBH	NO	YDS	LG	TD	PD	FF	FR	YDS	TK	S	A	FF	FR	S	A		
2014	Panthers	2	2	0	0	0	0	0	0	0.0	0.0	0	0	0	0	0	0	0	0	0	0	0	0	0	0	0	0	1
2015	Panthers	3	3	0	0	0	0	0	0	0.0	0.0	0	0	0	0	0	0	0	0	0	0	0	0	0	0	0	1	0
2017	Vikings	2	2	0	0	0	0	0	0	0.0	0.0	0	0	0	0	0	0	0	0	0	0	0	0	0	0	0	0	0
NFL TOTALS		7	7	0	0	0	0	0	0	0.0	0.0	0	0	0	0	0	0	0	0	0	0	0	0	0	0	0	1	1

2012 GAME-BY-GAME REGULAR SEASON STATISTICS (BRONCOS/BUCCANEERS)

DATE	OPPONENT	P/S	W/L	SCORE
09/09	Steelers		W	31-19
NOT ON ROSTER				
Went from Broncos to Buccaneers .				
09/16	at Giants		L	34-41
09/23	at Cowboys		L	10-16
09/30	Washington		L	22-24
10/14	Chiefs		W	38-10
10/21	Saints		L	28-35
10/25	at Vikings		W	36-17
11/04	at Raiders		W	42-32
11/11	Chargers		W	34-24
11/18	at Panthers		W	27-21+
11/25	Falcons		L	23-24
12/02	at Broncos		L	23-31
12/09	Eagles		L	21-23
12/16	at Saints		L	0-41
12/23	Rams		L	13-28
12/30	at Falcons		W	22-17
2012 TOTALS		0-0	7-9	

+ - Overtime

**2013 GAME-BY-GAME REGULAR SEASON STATISTICS
(BUCCANEERS/CHARGERS/VIKINGS)**

DATE	OPPONENT	P/S		W/L	SCORE
09/08	at Jets		PRACTICE SQUAD	L	17-18
09/15	Saints		PRACTICE SQUAD	L	14-16
09/22	at Patriots		PRACTICE SQUAD	L	3-23
09/29	Cardinals		PRACTICE SQUAD	L	10-13
			Went from Buccaneers to Chargers .		
10/14	Colts		INACTIVE	W	19-9
10/20	at Jaguars	P		W	24-6
11/03	at Washington		INACTIVE	L	24-30+
11/10	Broncos		INACTIVE	L	20-28
11/17	at Dolphins		INACTIVE	L	16-20
			Went from Chargers to Vikings .		
12/01	Bears		INACTIVE	W	23-20+
12/08	at Ravens		INACTIVE	L	26-29
12/15	Eagles		NOT ON ROSTER	W	48-30
12/22	at Bengals		INACTIVE	L	14-42
12/29	Lions		INACTIVE	W	14-13
2013 TOTALS		1-0		5-9	

+ - Overtime

2014 GAME-BY-GAME REGULAR SEASON STATISTICS (PANTHERS)

DATE	OPPONENT	P/S		W/L	SCORE
09/07	at Buccaneers		NOT ON ROSTER	W	20-14
09/14	Lions		NOT ON ROSTER	W	24-7
09/21	Steelers		NOT ON ROSTER	L	19-37
09/28	at Ravens		NOT ON ROSTER	L	10-38
10/05	Bears		NOT ON ROSTER	W	31-24
10/12	at Bengals		NOT ON ROSTER	L	37-37+
10/19	at Packers		NOT ON ROSTER	L	17-38
10/26	Seahawks		NOT ON ROSTER	L	9-13
10/30	Saints		DID NOT PLAY	L	10-28
11/10	at Eagles		INACTIVE	L	21-45
11/16	Falcons		INACTIVE	L	17-19
11/30	at Vikings	S		L	13-31
12/07	at Saints	S		W	41-10
12/14	Buccaneers	S		W	19-17
12/21	Browns	S		W	17-13
12/28	at Falcons	S		W	34-3
2014 TOTALS		5-5		7-9	

+ - Overtime

2015 GAME-BY-GAME REGULAR SEASON STATISTICS (PANTHERS)

DATE	OPPONENT	P/S		W/L	SCORE
09/13	at Jaguars	S		W	20-9
09/20	Texans	S		W	24-17
09/27	Saints	S		W	27-22
10/04	at Buccaneers	S		W	37-23
10/18	at Seahawks	S		W	27-23
10/25	Eagles	S		W	27-16
11/02	Colts	S		W	29-26+
11/08	Packers	S		W	37-29
11/15	at Titans	S		W	27-10
11/22	Washington	S		W	44-16
11/26	at Cowboys	S		W	33-14
12/06	at Saints	S		W	41-38
12/13	Falcons	S		W	38-0
12/20	at Giants	S		W	38-35
12/27	at Falcons	S		L	13-20
01/03	Buccaneers	S		W	38-10
2015 TOTALS		16-16		15-1	

+ - Overtime

2016 GAME-BY-GAME REGULAR SEASON STATISTICS (PANTHERS)

DATE	OPPONENT	P/S	W/L	SCORE
09/08	at Broncos	S	L	20-21
09/18	49ers	S	W	46-27
09/25	Vikings	S	L	10-22
10/02	at Falcons	S	L	33-48
10/10	Buccaneers	S	L	14-17
10/16	at Saints	S	L	38-41
10/30	Cardinals	S	W	30-20
11/06	at Rams	S	W	13-10
11/13	Chiefs	S	L	17-20
11/17	Saints	S	W	23-20
11/27	at Raiders	S	L	32-35
12/04	at Seahawks	S	L	7-40
12/11	Chargers	S	W	28-16
12/19	at Washington	S	W	26-15
12/24	Falcons	S	L	16-33
01/01	at Buccaneers	S	L	16-17
2016 TOTALS		16-16	6-10	

2017 GAME-BY-GAME REGULAR SEASON STATISTICS (VIKINGS)

DATE	OPPONENT	P/S	W/L	SCORE
09/11	Saints	S	W	29-19
09/17	at Steelers	S	L	9-26
09/24	Buccaneers	S	W	34-17
10/01	Lions	S	L	7-14
10/09	at Bears	S	W	20-17
10/15	Packers	S	W	23-10
10/22	Ravens	S	W	24-16
10/29	at Browns	S	W	33-16
11/12	at Washington		W	38-30
11/19	Rams		W	24-7
11/23	at Lions		W	30-23
12/03	at Falcons		W	14-9
12/10	at Panthers		L	24-31
12/17	Bengals	S	W	34-7
12/23	at Packers	S	W	16-0
12/31	Bears	S	W	23-10
2017 TOTALS		11-11	13-3	

2018 GAME-BY-GAME REGULAR SEASON STATISTICS (VIKINGS)

DATE	OPPONENT	P/S	W/L	SCORE
09/09	49ers	S	W	24-16
09/16	at Packers	S	L	29-29
09/23	Bills	S	L	6-27
09/27	at Rams	S	L	31-38
10/07	at Eagles	S	W	23-21
10/14	Cardinals	S	W	27-17
10/21	at Jets	S	W	37-17
10/28	Saints	S	L	20-30
11/04	Lions	S	W	24-9
11/18	at Bears	S	L	20-25
11/25	Packers	S	W	24-17
12/02	at Patriots	S	L	10-24
12/10	at Seahawks	S	L	7-21
12/16	Dolphins	S	W	41-17
12/23	at Lions	S	W	27-9
12/30	Bears	S	L	10-24
2018 TOTALS		16-16	8-8	

2019 GAME-BY-GAME REGULAR SEASON STATISTICS (GIANTS)

DATE	OPPONENT	P/S	W/L	SCORE
09/08	at Cowboys	S	L	17-35
09/15	Bills	S	L	14-28
09/22	at Buccaneers	S	W	32-31
09/29	Washington	S	W	24-3
10/06	Vikings	S	L	10-28
10/10	at Patriots	S	L	14-35
10/20	Cardinals	S	L	21-27
10/27	at Lions	S	L	26-31
11/04	Cowboys	S	L	18-37
11/10	at Jets	INACTIVE	L	27-34
11/24	at Bears	S	L	14-19
12/01	Packers	S	L	13-31
12/09	at Eagles	S	L	17-23+
12/15	Dolphins	S	W	36-20
12/22	at Washington	S	W	41-35+
12/29	Eagles	INACTIVE	L	17-34
2019 TOTALS	14-14		4-12	

+ - Overtime

2014 GAME-BY-GAME POSTSEASON STATISTICS (PANTHERS)

DATE	OPPONENT	P/S	W/L	SCORE
01/03	Cardinals	S	W	27-16
01/10	at Seahawks	S	L	17-31
2014 TOTALS	2-2		1-1	

2015 GAME-BY-GAME POSTSEASON STATISTICS (PANTHERS)

DATE	OPPONENT	P/S	W/L	SCORE
01/17	Seahawks	S	W	31-24
01/24	Cardinals	S	W	49-15
02/07	at Broncos	S	L	10-24
2015 TOTALS	3-3		2-1	

2017 GAME-BY-GAME POSTSEASON STATISTICS (VIKINGS)

DATE	OPPONENT	P/S	W/L	SCORE
01/14	Saints	S	W	29-24
01/21	at Eagles	S	L	7-38
2017 TOTALS	2-2		1-1	



DEMARCUS ROBINSON

WIDE RECEIVER #11
FLORIDA



5TH YEAR IN THE NFL

5TH YEAR WITH THE CHIEFS

HEIGHT: 6'1"
WEIGHT: 203
DRAFTED: D4C-16
BIRTHDAY: 9/21/94

- Fifth-year wide receiver enters his fifth season with the Chiefs in 2020.
- Originally entered the NFL as the fourth-round (126th overall) pick of the Chiefs in the 2016 NFL Draft.

Career Highlights:

- In the game vs. the Los Angeles Charges (12/29/19), Robinson scored his fourth touchdown of the season, tying a single-season career high.
- In Week 2 of the 2019 season, he tallied a career-high 172 receiving on six receptions adding a career-high two receiving touchdowns.

In Week 17 of 2018, Robinson hauled in an 89-yard touchdown pass from QB Patrick Mahomes. This marked the longest touchdown pass thrown by QB Patrick Mahomes and was also his 50th touchdown pass of the season. Robinson's 89-yard touchdown reception is tied for the sixth longest pass reception in Chiefs history.

Transactions:

Re-signed with Kansas City (4-8-20) ... Originally entered the NFL as the fourth round (126th overall) pick of the Kansas City Chiefs in the 2016 NFL Draft.

COLLEGE

Appeared in 32 games (20 starts), catching 106 passes for 1,355 yards (12.8 avg.) and nine touchdowns ... During the 2014 season had the best season by a Gator receiver since 2009, totaling 53 catches for 810 yards and seven touchdowns ... Ranked fifth in the SEC averaging 67.5 receiving yards per game in 2014 ... Named the Offensive Player of the Game against Kentucky (9/13/14) after tying the school record for receptions in a game (15, tying Carlos Alvarez vs. Miami, 1969) and racking up 216 yards, fourth-most in school history, with two touchdowns ... Just the second player in school history to have 200 receiving yards against a conference opponent.

PERSONAL

- Attended Peach County High School.
- Named the 2012 Class AAA All-State Team.
- Played in the U.S. Army All-American Bowl.
- Had more than 1,000 yards receiving on 53 receptions as a senior.
- Scored 15 touchdowns as a senior in high school.
- Nephew of former NFL wide receiver Marcus Robinson, who played for the Chicago Bears, Baltimore Ravens and Minnesota Vikings (1997-2007).
- Hometown: Fort Valley, Ga.

DEMARCUS ROBINSON'S NFL REGULAR SEASON RUSHING/RECEIVING STATISTICS

DATE	TEAM	GP	GS	RECEIVING					RUSHING				
				NO.	YDS	AVG	LG	TD	NO.	YDS.	AVG.	LG	TD
2016	Chiefs	16	0	0	0	0.0	0	0	0	0	0.0	0	0
2017	Chiefs	16	8	21	212	10.1	33	0	0	0	0.0	0	0
2018	Chiefs	16	5	22	288	13.1	89t	4	0	0	0.0	0	0
2019	Chiefs	16	10	32	449	14.0	44t	4	0	0	0.0	0	0
NFL TOTALS		64	23	75	949	12.7	89t	8	0	0	0.0	0	0

DEMARCUS ROBINSON'S NFL POSTSEASON RUSHING/RECEIVING STATISTICS

DATE	TEAM	GP	GS	RECEIVING					RUSHING				
				NO.	YDS	AVG	LG	TD	NO.	YDS.	AVG.	LG	TD
2016	Chiefs	1	0	0	0	0.0	0	0	0	0	0.0	0	0
2017	Chiefs	1	1	4	57	14.3	15	1	0	0	0.0	0	0
2018	Chiefs	2	0	1	27	27.0	27	0	0	0	0.0	0	0
2019	Chiefs	3	2	3	35	11.7	24	0	0	0	0.0	0	0
NFL TOTALS		7	3	8	119	14.9	27	1	0	0	0.0	0	0

DEMARCUS ROBINSON'S NFL REGULAR SEASON RETURN STATISTICS

DATE	TEAM	KICKOFF RETURNS					PUNT RETURNS					
		RET.	YDS.	AVG.	LG	TD	NO.	FC	YDS	AVG	LG	TD
2016	Chiefs	0	0	0.0	0	0	0	0	0	0.0	0	0
2017	Chiefs	0	0	0.0	0	0	1	1	-4	-4.0	0	0
2018	Chiefs	0	0	0.0	0	0	1	0	0	0.0	0	0
2019	Chiefs	0	0	0.0	0	0	0	0	0	0.0	0	0
NFL TOTALS		0	0	0.0	0	0	2	1	-4	-2.0	0	0

DEMARCUS ROBINSON'S NFL POSTSEASON RETURN STATISTICS

DATE	TEAM	KICKOFF RETURNS					PUNT RETURNS					
		RET.	YDS.	AVG.	LG	TD	NO.	FC	YDS	AVG	LG	TD
2016	Chiefs	0	0	0.0	0	0	0	0	0	0.0	0	0
2017	Chiefs	0	0	0.0	0	0	0	0	0	0.0	0	0
2018	Chiefs	0	0	0.0	0	0	0	0	0	0.0	0	0
2019	Chiefs	0	0	0.0	0	0	0	0	0	0.0	0	0
NFL TOTALS		0	0	0.0	0	0	0	0	0	0.0	0	0

SINGLE-GAME HIGHS: RUSHING/RECEIVING

- | | |
|-----------------------------------------------------------------------------------------------------------------------------------------------------------------------------------------------------------------------------------------------------------------------------------------------------------------------------------------------------------------------------------------------------------------------------------------------------------------------------------------------------------------------------------------------------------------------------------------------------------------------------------------------------------------------------------------------------------------------------------------------------------------------------------------------------------------------------------------------------------------------------------------------------------------------------------------------------------------------------------------------------------------------------------------------------------------------------------------------------------------------------------------------------------------------------------------------------------------------------------------------------------------------------------------------------------------------------------------------------------------------------------------------------------------------------------------------------------------------------------------------------------------------------------------------------------|------------------------------------------------------------------------------------------------------------------------------------------------------------------------------------------------------------------------------------------------------------------------------------------------------------------------------------------------------------------------------------------------------------------------------------------------------------------------------------------------------------------------------------------------------------------------------------------------------------------------------------------------------------------------------------------------------------------------------------------------------------------------------------------------------------------------------------------------------------------------|
| <p>Receptions</p> <ul style="list-style-type: none"> 6 at Oakland Raiders, Sep 15, 2019 5 vs. Baltimore Ravens, Dec 09, 2018 5 at Oakland Raiders, Oct 19, 2017 4 at Tennessee Titans, Nov 10, 2019 4 at Detroit Lions, Sep 29, 2019 ...1 more at 4. <p>Receiving Yards</p> <ul style="list-style-type: none"> 172 at Oakland Raiders, Sep 15, 2019 89 vs. Oakland Raiders, Dec 30, 2018 69 at Oakland Raiders, Oct 19, 2017 56 at Tennessee Titans, Nov 10, 2019 43 vs. Baltimore Ravens, Sep 22, 2019 <p>Longest Receptions</p> <ul style="list-style-type: none"> 89t vs. Oakland Raiders, Dec 30, 2018 44t at Oakland Raiders, Sep 15, 2019 43 at Oakland Raiders, Sep 15, 2019 39t at Oakland Raiders, Sep 15, 2019 38 at Oakland Raiders, Dec 02, 2018 <p>Receiving TDs</p> <ul style="list-style-type: none"> 2 at Oakland Raiders, Sep 15, 2019 1 vs. Los Angeles Chargers, Dec 29, 2019 1 vs. Baltimore Ravens, Sep 22, 2019 1 vs. Oakland Raiders, Dec 30, 2018 ...3 more at 1. <p>All-purpose yards</p> <ul style="list-style-type: none"> 172 at Oakland Raiders, Sep 15, 2019 89 vs. Oakland Raiders, Dec 30, 2018 69 at Oakland Raiders, Oct 19, 2017 56 at Tennessee Titans, Nov 10, 2019 43 vs. Baltimore Ravens, Sep 22, 2019 | <p>Fair Catches</p> <ul style="list-style-type: none"> 1 at Denver Broncos, Dec 31, 2017 <p>Special Teams Tackles</p> <ul style="list-style-type: none"> 1 at Los Angeles Rams, Nov 19, 2018 1 at Carolina Panthers, Nov 13, 2016 1 at Indianapolis Colts, Oct 30, 2016 ...2 more at 1. <p>Miscellaneous Tackles</p> <ul style="list-style-type: none"> 1 at New England Patriots, Dec 08, 2019 1 at Oakland Raiders, Sep 15, 2019 1 at New York Giants, Nov 19, 2017 <p>Most TDs</p> <ul style="list-style-type: none"> 2 at Oakland Raiders, Sep 15, 2019 1 vs. Los Angeles Chargers, Dec 29, 2019 1 vs. Baltimore Ravens, Sep 22, 2019 1 vs. Oakland Raiders, Dec 30, 2018 ...3 more at 1. |
|-----------------------------------------------------------------------------------------------------------------------------------------------------------------------------------------------------------------------------------------------------------------------------------------------------------------------------------------------------------------------------------------------------------------------------------------------------------------------------------------------------------------------------------------------------------------------------------------------------------------------------------------------------------------------------------------------------------------------------------------------------------------------------------------------------------------------------------------------------------------------------------------------------------------------------------------------------------------------------------------------------------------------------------------------------------------------------------------------------------------------------------------------------------------------------------------------------------------------------------------------------------------------------------------------------------------------------------------------------------------------------------------------------------------------------------------------------------------------------------------------------------------------------------------------------------|------------------------------------------------------------------------------------------------------------------------------------------------------------------------------------------------------------------------------------------------------------------------------------------------------------------------------------------------------------------------------------------------------------------------------------------------------------------------------------------------------------------------------------------------------------------------------------------------------------------------------------------------------------------------------------------------------------------------------------------------------------------------------------------------------------------------------------------------------------------------|

SINGLE-GAME HIGHS - POSTSEASON: RUSHING/RECEIVING

Receptions

4 vs. Tennessee Titans, Jan 06, 2018
 2 vs. Tennessee Titans, Jan 19, 2020
 1 vs. Houston Texans, Jan 12, 2020
 1 vs. New England Patriots, Jan 20, 2019

Receiving Yards

57 vs. Tennessee Titans, Jan 06, 2018
 31 vs. Tennessee Titans, Jan 19, 2020
 27 vs. New England Patriots, Jan 20, 2019
 4 vs. Houston Texans, Jan 12, 2020

Longest Receptions

27 vs. New England Patriots, Jan 20, 2019
 24 vs. Tennessee Titans, Jan 19, 2020
 15 vs. Tennessee Titans, Jan 06, 2018
 15 vs. Tennessee Titans, Jan 06, 2018
 14t vs. Tennessee Titans, Jan 06, 2018

Receiving TDs

1 vs. Tennessee Titans, Jan 06, 2018

All-purpose yards

57 vs. Tennessee Titans, Jan 06, 2018

31 vs. Tennessee Titans, Jan 19, 2020

27 vs. New England Patriots, Jan 20, 2019

4 vs. Houston Texans, Jan 12, 2020

Most TDs

1 vs. Tennessee Titans, Jan 06, 2018

100-YARD RECEIVING GAMES (1): REGULAR SEASON

DATE	TEAM	NO.	YDS.	AVG.	LG	TD
09/15/19	at Raiders	6	172	28.7	44t	2

2016 GAME-BY-GAME REGULAR SEASON STATISTICS (CHIEFS)

DATE	OPPONENT	P/S	RECEIVING					RUSHING					W/L	SCORE	
			NO	YDS	AVG	LG	TD	NO	YDS	AVG	LG	TD			
09/11	Chargers	P	0	0	0.0	0	0	0	0	0.0	0	0	0	W	33-27+
09/18	at Texans	P	0	0	0.0	0	0	0	0	0.0	0	0	0	L	12-19
09/25	Jets	P	0	0	0.0	0	0	0	0	0.0	0	0	0	W	24-3
10/02	at Steelers	P	0	0	0.0	0	0	0	0	0.0	0	0	0	L	14-43
10/16	at Raiders	P	0	0	0.0	0	0	0	0	0.0	0	0	0	W	26-10
10/23	Saints	P	0	0	0.0	0	0	0	0	0.0	0	0	0	W	27-21
10/30	at Colts	P	0	0	0.0	0	0	0	0	0.0	0	0	0	W	30-14
11/06	Jaguars	P	0	0	0.0	0	0	0	0	0.0	0	0	0	W	19-14
11/13	at Panthers	P	0	0	0.0	0	0	0	0	0.0	0	0	0	W	20-17
11/20	Buccaneers	P	0	0	0.0	0	0	0	0	0.0	0	0	0	L	17-19
11/27	at Broncos	P	0	0	0.0	0	0	0	0	0.0	0	0	0	W	30-27+
12/04	at Falcons	P	0	0	0.0	0	0	0	0	0.0	0	0	0	W	29-28
12/08	Raiders	P	0	0	0.0	0	0	0	0	0.0	0	0	0	W	21-13
12/18	Titans	P	0	0	0.0	0	0	0	0	0.0	0	0	0	L	17-19
12/25	Broncos	P	0	0	0.0	0	0	0	0	0.0	0	0	0	W	33-10
01/01	at Chargers	P	0	0	0.0	0	0	0	0	0.0	0	0	0	W	37-27
2016 TOTALS		16-0	0	0	0.0	0	0	0	0	0.0	0	0	0	12-4	

+ - Overtime

2017 GAME-BY-GAME REGULAR SEASON STATISTICS (CHIEFS)

DATE	OPPONENT	P/S	RECEIVING					RUSHING					W/L	SCORE	
			NO	YDS	AVG	LG	TD	NO	YDS	AVG	LG	TD			
09/07	at Patriots	P	0	0	0.0	0	0	0	0	0.0	0	0	0	W	42-27
09/17	Eagles	P	0	0	0.0	0	0	0	0	0.0	0	0	0	W	27-20
09/24	at Chargers	P	2	9	4.5	7	0	0	0	0.0	0	0	0	W	24-10
10/02	Washington	P	0	0	0.0	0	0	0	0	0.0	0	0	0	W	29-20
10/08	at Texans	P	1	16	16.0	16	0	0	0	0.0	0	0	0	W	42-34
10/15	Steelers	S	1	16	16.0	16	0	0	0	0.0	0	0	0	L	13-19
10/19	at Raiders	S	5	69	13.8	33	0	0	0	0.0	0	0	0	L	30-31
10/30	Broncos	P	1	5	5.0	5	0	0	0	0.0	0	0	0	W	29-19
11/05	at Cowboys	S	2	18	9.0	10	0	0	0	0.0	0	0	0	L	17-28
11/19	at Giants	S	1	7	7.0	7	0	0	0	0.0	0	0	0	L	9-12+
11/26	Bills	S	2	24	12.0	15	0	0	0	0.0	0	0	0	L	10-16
12/03	at Jets	S	2	17	8.5	10	0	0	0	0.0	0	0	0	L	31-38
12/10	Raiders	P	0	0	0.0	0	0	0	0	0.0	0	0	0	W	26-15
12/16	Chargers	P	0	0	0.0	0	0	0	0	0.0	0	0	0	W	30-13
12/24	Dolphins	S	0	0	0.0	0	0	0	0	0.0	0	0	0	W	29-13
12/31	at Broncos	S	4	31	7.8	12	0	0	0	0.0	0	0	0	W	27-24
2017 TOTALS		16-8	21	212	10.1	33	0	0	0	0.0	0	0	0	10-6	

+ - Overtime

2018 GAME-BY-GAME REGULAR SEASON STATISTICS (CHIEFS)

DATE	OPPONENT	P/S	RECEIVING					RUSHING					W/L	SCORE
			NO	YDS	AVG	LG	TD	NO	YDS	AVG	LG	TD		
09/09	at Chargers	P	0	0	0.0	0	0	0	0	0.0	0	0	W	38-28
09/16	at Steelers	P	1	3	3.0	3t	1	0	0	0.0	0	0	W	42-37
09/23	49ers	P	0	0	0.0	0	0	0	0	0.0	0	0	W	38-27
10/01	at Broncos	P	2	31	15.5	23	0	0	0	0.0	0	0	W	27-23
10/07	Jaguars	P	0	0	0.0	0	0	0	0	0.0	0	0	W	30-14
10/14	at Patriots	P	0	0	0.0	0	0	0	0	0.0	0	0	L	40-43
10/21	Bengals	P	2	13	6.5	9	0	0	0	0.0	0	0	W	45-10
10/28	Broncos	P	1	1	1.0	1	0	0	0	0.0	0	0	W	30-23
11/04	at Browns	P	1	3	3.0	3	0	0	0	0.0	0	0	W	37-21
11/11	Cardinals	S	3	30	10.0	17	0	0	0	0.0	0	0	W	26-14
11/19	at Rams	P	1	14	14.0	14	0	0	0	0.0	0	0	L	51-54
12/02	at Raiders	S	1	38	38.0	38	0	0	0	0.0	0	0	W	40-33
12/09	Ravens	P	5	42	8.4	17	0	0	0	0.0	0	0	W	27-24+
12/13	Chargers	S	2	7	3.5	5t	1	0	0	0.0	0	0	L	28-29
12/23	at Seahawks	S	2	17	8.5	11t	1	0	0	0.0	0	0	L	31-38
12/30	Raiders	S	1	89	89.0	89t	1	0	0	0.0	0	0	W	35-3
2018 TOTALS		16-5	22	288	13.1	89t	4	0	0	0.0	0	0	12-4	

+ - Overtime

2019 GAME-BY-GAME REGULAR SEASON STATISTICS (CHIEFS)

DATE	OPPONENT	P/S	RECEIVING					RUSHING					W/L	SCORE
			NO	YDS	AVG	LG	TD	NO	YDS	AVG	LG	TD		
09/08	at Jaguars	S	1	0	0.0	0	0	0	0	0.0	0	0	W	40-26
09/15	at Raiders	P	6	172	28.7	44t	2	0	0	0.0	0	0	W	28-10
09/22	Ravens	S	3	43	14.3	18t	1	0	0	0.0	0	0	W	33-28
09/29	at Lions	S	4	35	8.8	15	0	0	0	0.0	0	0	W	34-30
10/06	Colts	S	3	31	10.3	14	0	0	0	0.0	0	0	L	13-19
10/13	Texans	S	0	0	0.0	0	0	0	0	0.0	0	0	L	24-31
10/17	at Broncos	P	3	31	10.3	16	0	0	0	0.0	0	0	W	30-6
10/27	Packers	S	2	6	3.0	4	0	0	0	0.0	0	0	L	24-31
11/03	Vikings	P	1	5	5.0	5	0	0	0	0.0	0	0	W	26-23
11/10	at Titans	S	4	56	14.0	23	0	0	0	0.0	0	0	L	32-35
11/18	at Chargers	P	0	0	0.0	0	0	0	0	0.0	0	0	W	24-17
12/01	Raiders	S	0	0	0.0	0	0	0	0	0.0	0	0	W	40-9
12/08	at Patriots	S	1	12	12.0	12	0	0	0	0.0	0	0	W	23-16
12/15	Broncos	S	2	21	10.5	13	0	0	0	0.0	0	0	W	23-3
12/22	at Bears	P	1	13	13.0	13	0	0	0	0.0	0	0	W	26-3
12/29	Chargers	P	1	24	24.0	24t	1	0	0	0.0	0	0	W	31-21
2019 TOTALS		16-10	32	449	14.0	44t	4	0	0	0.0	0	0	12-4	

2016 GAME-BY-GAME POSTSEASON STATISTICS (CHIEFS)

DATE	OPPONENT	P/S	RECEIVING					RUSHING					W/L	SCORE
			NO	YDS	AVG	LG	TD	NO	YDS	AVG	LG	TD		
01/15	Steelers	P	0	0	0.0	0	0	0	0	0.0	0	0	L	16-18
2016 TOTALS		1-0	0	0	0.0	0	0	0	0	0.0	0	0	0-1	

2017 GAME-BY-GAME POSTSEASON STATISTICS (CHIEFS)

DATE	OPPONENT	P/S	RECEIVING					RUSHING					W/L	SCORE
			NO	YDS	AVG	LG	TD	NO	YDS	AVG	LG	TD		
01/06	Titans	S	4	57	14.3	15	1	0	0	0.0	0	0	L	21-22
2017 TOTALS		1-1	4	57	14.3	15	1	0	0	0.0	0	0	0-1	

2018 GAME-BY-GAME POSTSEASON STATISTICS (CHIEFS)

DATE	OPPONENT	P/S	RECEIVING					RUSHING					W/L	SCORE
			NO	YDS	AVG	LG	TD	NO	YDS	AVG	LG	TD		
01/12	Colts	P	0	0	0.0	0	0	0	0	0.0	0	0	W	31-13
01/20	Patriots	P	1	27	27.0	27	0	0	0	0.0	0	0	L	31-37+
2018 TOTALS		2-0	1	27	27.0	27	0	0	0	0.0	0	0	1-1	

+ - Overtime

2019 GAME-BY-GAME POSTSEASON STATISTICS (CHIEFS)

DATE	OPPONENT	P/S	RECEIVING					RUSHING					W/L	SCORE
			NO	YDS	AVG	LG	TD	NO	YDS	AVG	LG	TD		
01/12	Texans	S	1	4	4.0	4	0	0	0	0.0	0	0	W	51-31
01/19	Titans	S	2	31	15.5	24	0	0	0	0.0	0	0	W	35-24
02/02	49ers	P	0	0	0.0	0	0	0	0	0.0	0	0	W	31-20
2019 TOTALS		3-2	3	35	11.7	24	0	0	0	0.0	0	0	3-0	



KHALEN SAUNDERS

DEFENSIVE TACKLE #99
WESTERN ILLINOIS



2ND YEAR IN THE NFL

2ND YEAR WITH THE CHIEFS

HEIGHT: 6'0"
WEIGHT: 324
DRAFTED: D3-19
BIRTHDAY: 9/8/96

- Second-year defensive lineman enters his second NFL season with the Chiefs in 2020.
- He became just the second player from Western Illinois University to be drafted by the Chiefs in franchise history. He joins E Jack Atcheson, who was selected with

the first pick in the 1960 AFL Draft, making him the first draft pick in franchise history.

Transactions:

Originally entered the NFL as the Chiefs third round (84th overall) pick of the 2019 NFL Draft.

COLLEGE

Appeared in 46 games for Western Illinois tallying 203 tackles (120 solo), 17.5 sacks (-113 yards), six passes defended, four forced fumbles and three fumble recoveries in four seasons ... During his senior season recorded 72 tackles (42 solo), 6.5 sacks (-38 yards), one pass defended, one forced fumble and one fumble recovery in 11 games.

PERSONAL

- Lettered in football, wrestling and track & field at Parkway Central High School.
- Earned All-Conference and All-State honors.
- Team placed second in state during the 2013 football season.
- Was runner-up his junior year in the state track meet in shot put.
- Majored in math education at Western Illinois.
- Hometown: St. Louis.
- First name pronounced: KAH-len.

KHALEN SAUNDERS' NFL REGULAR SEASON DEFENSIVE STATISTICS

DATE	TEAM	GP	GS	TACKLES								INTERCEPTIONS					O. FUMB			ST				MISC		
				TK	S	A	TFL	YDS	SK	YDS	QBH	NO	YDS	LG	TD	PD	FF	FR	YDS	TK	S	A	FF	FR	S	A
2019	Chiefs	12	4	22	13	9	0	0	1.0	0.0	2	0	0	0	0	1	0	0	0	0	0	0	0	0	0	0
NFL TOTALS		12	4	22	13	9	0	0	1.0	0.0	2	0	0	0	0	1	0	0	0	0	0	0	0	0	0	0

KHALEN SAUNDERS' NFL POSTSEASON DEFENSIVE STATISTICS

DATE	TEAM	GP	GS	TACKLES								INTERCEPTIONS					O. FUMB			ST				MISC		
				TK	S	A	TFL	YDS	SK	YDS	QBH	NO	YDS	LG	TD	PD	FF	FR	YDS	TK	S	A	FF	FR	S	A
2019	Chiefs	3	0	3	2	1	0	0	0.0	0.0	0	0	0	0	0	0	0	0	0	0	0	0	0	0	0	0
NFL TOTALS		3	0	3	2	1	0	0	0.0	0.0	0	0	0	0	0	0	0	0	0	0	0	0	0	0	0	0

SINGLE-GAME HIGHS: DEFENSIVE

- Total Tackles** 3 at Chicago Bears, Dec 22, 2019
3 vs. Oakland Raiders, Dec 01, 2019
3 vs. Minnesota Vikings, Nov 03, 2019
...1 more at 3.
- Sacks** 1.0 vs. Green Bay Packers, Oct 27, 2019
- Passes Defended** 1 vs. Minnesota Vikings, Nov 03, 2019

SINGLE-GAME HIGHS - POSTSEASON: DEFENSIVE

Total Tackles

1 vs. San Francisco 49ers, Feb 02, 2020

1 vs. Tennessee Titans, Jan 19, 2020

1 vs. Houston Texans, Jan 12, 2020

2019 GAME-BY-GAME REGULAR SEASON STATISTICS (CHIEFS)

DATE	OPPONENT	P/S	TACKLES							INTERCEPTIONS				O. FUMB			ST				MISC		W/L	SCORE		
			TK	S	A	SK	YDS	TFL	YDS	QBH	NO	YDS	LG	TD	PD	FF	FR	YDS	TK	S	A	FF			FR	S
09/08	at Jaguars																								W	40-26
09/15	at Raiders																								W	28-10
09/22	Ravens																								W	33-28
09/29	at Lions																								W	34-30
10/06	Colts	P	1	1	0	0.0	0.0	0	0	0	0	0	0	0	0	0	0	0	0	0	0	0	0	0	L	13-19
10/13	Texans	S	2	1	1	0.0	0.0	0	0	0	0	0	0	0	0	0	0	0	0	0	0	0	0	0	L	24-31
10/17	at Broncos	S	2	1	1	0.0	0.0	0	0	0	0	0	0	0	0	0	0	0	0	0	0	0	0	0	W	30-6
10/27	Packers	S	3	2	1	1.0	0.0	0	0	1	0	0	0	0	0	0	0	0	0	0	0	0	0	0	L	24-31
11/03	Vikings	S	3	1	2	0.0	0.0	0	0	1	0	0	0	0	1	0	0	0	0	0	0	0	0	0	W	26-23
11/10	at Titans	P	1	1	0	0.0	0.0	0	0	0	0	0	0	0	0	0	0	0	0	0	0	0	0	0	L	32-35
11/18	at Chargers	P	2	1	1	0.0	0.0	0	0	0	0	0	0	0	0	0	0	0	0	0	0	0	0	0	W	24-17
12/01	Raiders	P	3	1	2	0.0	0.0	0	0	0	0	0	0	0	0	0	0	0	0	0	0	0	0	0	W	40-9
12/08	at Patriots	P	2	2	0	0.0	0.0	0	0	0	0	0	0	0	0	0	0	0	0	0	0	0	0	0	W	23-16
12/15	Broncos	P	0	0	0	0.0	0.0	0	0	0	0	0	0	0	0	0	0	0	0	0	0	0	0	0	W	23-3
12/22	at Bears	P	3	2	1	0.0	0.0	0	0	0	0	0	0	0	0	0	0	0	0	0	0	0	0	0	W	26-3
12/29	Chargers	P	0	0	0	0.0	0.0	0	0	0	0	0	0	0	0	0	0	0	0	0	0	0	0	0	W	31-21
2019 TOTALS		12-4	22	13	9	1.0	0.0	0	0	2	0	0	0	0	1	0	0	0	0	0	0	0	0	0	12-4	

2019 GAME-BY-GAME POSTSEASON STATISTICS (CHIEFS)

DATE	OPPONENT	P/S	TACKLES							INTERCEPTIONS				O. FUMB			ST				MISC		W/L	SCORE		
			TK	S	A	SK	YDS	TFL	YDS	QBH	NO	YDS	LG	TD	PD	FF	FR	YDS	TK	S	A	FF			FR	S
01/12	Texans	P	1	1	0	0.0	0.0	0	0	0	0	0	0	0	0	0	0	0	0	0	0	0	0	0	W	51-31
01/19	Titans	P	1	0	1	0.0	0.0	0	0	0	0	0	0	0	0	0	0	0	0	0	0	0	0	0	W	35-24
02/02	49ers	P	1	1	0	0.0	0.0	0	0	0	0	0	0	0	0	0	0	0	0	0	0	0	0	0	W	31-20
2019 TOTALS		3-0	3	2	1	0.0	0.0	0	0	0	0	0	0	0	0	0	0	0	0	0	0	0	0	0	3-0	



MITCHELL SCHWARTZ

TACKLE #71
CALIFORNIA



9TH YEAR IN THE NFL

5TH YEAR WITH THE CHIEFS

HEIGHT: 6'5"
WEIGHT: 320
DRAFTED: UFA-16
BIRTHDAY: 8/6/89

- 👁️ Ninth-year tackle enters his fifth season with Kansas City in 2020.
- 👁️ Schwartz has started all 128 games he has played, not missing a single snap in his NFL career.
- 👁️ Originally entered the NFL as Cleveland's second-round pick (37th overall) in the 2012 NFL Draft.

Career Highlights:

- 👁️ Has recorded 128 consecutive starts since entering the league in 2012.
- 👁️ Current streak of 7,894 consecutive snaps is the highest current streak number in the NFL.

Honors:

- 👁️ Named Second-Team AP All-Pro at right tackle following the 2019 season.
- 👁️ Named First-Team AP All-Pro and First-Team PFW/PFWA All-NFL Team following the 2018 season.
- 👁️ Named Second-Team Associated Press All-Pro following the 2017 season.

Transactions:

Signed with Kansas City (3/10/16) ... Originally entered the NFL as Cleveland's second-round pick (37th overall) in the 2012 NFL Draft.

COLLEGE

Started all 51 games he played in at California, starting 35 games at left tackle and 16 at right tackle ... Named to the All-Pac 10 Team as well as Academic All-Conference all four seasons of his collegiate career.

PERSONAL

- 👁️ Attended Palisades Charter High School, playing defensive and offensive tackle.
- 👁️ Schwartz and his brother, Geoff, became the first pair of Jewish-born brothers to play in the NFL since 1923.
- 👁️ Brother, Geoff Schwartz, was drafted by the Carolina Panthers in the seventh round (241st overall) of the 2008 NFL Draft and played for the Panthers (2008-11), Vikings (2012), Chiefs (2013) and Giants (2014-15).
- 👁️ Hometown: Pacific Palisades, Calif.

MITCHELL SCHWARTZ'S NFL REGULAR SEASON STATISTICS

DATE	TEAM	GP	GS
2012	Browns	16	16
2013	Browns	16	16
2014	Browns	16	16
2015	Browns	16	16
2016	Chiefs	16	16
2017	Chiefs	16	16
2018	Chiefs	16	16
2019	Chiefs	16	16
NFL TOTALS		128	128

MITCHELL SCHWARTZ'S NFL POSTSEASON STATISTICS

DATE	TEAM	GP	GS
2016	Chiefs	1	1
2017	Chiefs	1	1
2018	Chiefs	2	2
2019	Chiefs	3	3
NFL TOTALS		7	7

2012 GAME-BY-GAME REGULAR SEASON STATISTICS (BROWNS)

DATE	OPPONENT	P/S	W/L	SCORE
09/09	Eagles	S	L	16-17
09/16	at Bengals	S	L	27-34
09/23	Bills	S	L	14-24
09/27	at Ravens	S	L	16-23
10/07	at Giants	S	L	27-41
10/14	Bengals	S	W	34-24
10/21	at Colts	S	L	13-17
10/28	Chargers	S	W	7-6
11/04	Ravens	S	L	15-25
11/18	at Cowboys	S	L	20-23+
11/25	Steelers	S	W	20-14
12/02	at Raiders	S	W	20-17
12/09	Chiefs	S	W	30-7
12/16	Washington	S	L	21-38
12/23	at Broncos	S	L	12-34
12/30	at Steelers	S	L	10-24
2012 TOTALS		16-16	5-11	

+ - Overtime

2013 GAME-BY-GAME REGULAR SEASON STATISTICS (BROWNS)

DATE	OPPONENT	P/S	W/L	SCORE
09/08	Dolphins	S	L	10-23
09/15	at Ravens	S	L	6-14
09/22	at Vikings	S	W	31-27
09/29	Bengals	S	W	17-6
10/03	Bills	S	W	37-24
10/13	Lions	S	L	17-31
10/20	at Packers	S	L	13-31
10/27	at Chiefs	S	L	17-23
11/03	Ravens	S	W	24-18
11/17	at Bengals	S	L	20-41
11/24	Steelers	S	L	11-27
12/01	Jaguars	S	L	28-32
12/08	at Patriots	S	L	26-27
12/15	Bears	S	L	31-38
12/22	at Jets	S	L	13-24
12/29	at Steelers	S	L	7-20
2013 TOTALS		16-16	4-12	

2014 GAME-BY-GAME REGULAR SEASON STATISTICS (BROWNS)

DATE	OPPONENT	P/S	W/L	SCORE
09/07	at Steelers	S	L	27-30
09/14	Saints	S	W	26-24
09/21	Ravens	S	L	21-23
10/05	at Titans	S	W	29-28
10/12	Steelers	S	W	31-10
10/19	at Jaguars	S	L	6-24
10/26	Raiders	S	W	23-13
11/02	Buccaneers	S	W	22-17
11/06	at Bengals	S	W	24-3
11/16	Texans	S	L	7-23
11/23	at Falcons	S	W	26-24
11/30	at Bills	S	L	10-26
12/07	Colts	S	L	24-25
12/14	Bengals	S	L	0-30
12/21	at Panthers	S	L	13-17
12/28	at Ravens	S	L	10-20
2014 TOTALS		16-16	7-9	

2015 GAME-BY-GAME REGULAR SEASON STATISTICS (BROWNS)

DATE	OPPONENT	P/S	W/L	SCORE
09/13	at Jets	S	L	10-31
09/20	Titans	S	W	28-14
09/27	Raiders	S	L	20-27
10/04	at Chargers	S	L	27-30
10/11	at Ravens	S	W	33-30+
10/18	Broncos	S	L	23-26+
10/25	at Rams	S	L	6-24
11/01	Cardinals	S	L	20-34
11/05	at Bengals	S	L	10-31
11/15	at Steelers	S	L	9-30
11/30	Ravens	S	L	27-33
12/06	Bengals	S	L	3-37
12/13	49ers	S	W	24-10
12/20	at Seahawks	S	L	13-30
12/27	at Chiefs	S	L	13-17
01/03	Steelers	S	L	12-28
2015 TOTALS		16-16	3-13	

+ - Overtime

2016 GAME-BY-GAME REGULAR SEASON STATISTICS (CHIEFS)

DATE	OPPONENT	P/S	W/L	SCORE
09/11	Chargers	S	W	33-27+
09/18	at Texans	S	L	12-19
09/25	Jets	S	W	24-3
10/02	at Steelers	S	L	14-43
10/16	at Raiders	S	W	26-10
10/23	Saints	S	W	27-21
10/30	at Colts	S	W	30-14
11/06	Jaguars	S	W	19-14
11/13	at Panthers	S	W	20-17
11/20	Buccaneers	S	L	17-19
11/27	at Broncos	S	W	30-27+
12/04	at Falcons	S	W	29-28
12/08	Raiders	S	W	21-13
12/18	Titans	S	L	17-19
12/25	Broncos	S	W	33-10
01/01	at Chargers	S	W	37-27
2016 TOTALS		16-16	12-4	

+ - Overtime

2017 GAME-BY-GAME REGULAR SEASON STATISTICS (CHIEFS)

DATE	OPPONENT	P/S	W/L	SCORE
09/07	at Patriots	S	W	42-27
09/17	Eagles	S	W	27-20
09/24	at Chargers	S	W	24-10
10/02	Washington	S	W	29-20
10/08	at Texans	S	W	42-34
10/15	Steelers	S	L	13-19
10/19	at Raiders	S	L	30-31
10/30	Broncos	S	W	29-19
11/05	at Cowboys	S	L	17-28
11/19	at Giants	S	L	9-12+
11/26	Bills	S	L	10-16
12/03	at Jets	S	L	31-38
12/10	Raiders	S	W	26-15
12/16	Chargers	S	W	30-13
12/24	Dolphins	S	W	29-13
12/31	at Broncos	S	W	27-24
2017 TOTALS		16-16	10-6	

+ - Overtime

2018 GAME-BY-GAME REGULAR SEASON STATISTICS (CHIEFS)

DATE	OPPONENT	P/S	W/L	SCORE
09/09	at Chargers	S	W	38-28
09/16	at Steelers	S	W	42-37
09/23	49ers	S	W	38-27
10/01	at Broncos	S	W	27-23
10/07	Jaguars	S	W	30-14
10/14	at Patriots	S	L	40-43
10/21	Bengals	S	W	45-10
10/28	Broncos	S	W	30-23
11/04	at Browns	S	W	37-21
11/11	Cardinals	S	W	26-14
11/19	at Rams	S	L	51-54
12/02	at Raiders	S	W	40-33
12/09	Ravens	S	W	27-24+
12/13	Chargers	S	L	28-29
12/23	at Seahawks	S	L	31-38
12/30	Raiders	S	W	35-3
2018 TOTALS		16-16	12-4	

+ - Overtime

2019 GAME-BY-GAME REGULAR SEASON STATISTICS (CHIEFS)

DATE	OPPONENT	P/S	W/L	SCORE
09/08	at Jaguars	S	W	40-26
09/15	at Raiders	S	W	28-10
09/22	Ravens	S	W	33-28
09/29	at Lions	S	W	34-30
10/06	Colts	S	L	13-19
10/13	Texans	S	L	24-31
10/17	at Broncos	S	W	30-6
10/27	Packers	S	L	24-31
11/03	Vikings	S	W	26-23
11/10	at Titans	S	L	32-35
11/18	at Chargers	S	W	24-17
12/01	Raiders	S	W	40-9
12/08	at Patriots	S	W	23-16
12/15	Broncos	S	W	23-3
12/22	at Bears	S	W	26-3
12/29	Chargers	S	W	31-21
2019 TOTALS		16-16	12-4	

2016 GAME-BY-GAME POSTSEASON STATISTICS (CHIEFS)

DATE	OPPONENT	P/S	W/L	SCORE
01/15	Steelers	S	L	16-18
2016 TOTALS		1-1	0-1	

2017 GAME-BY-GAME POSTSEASON STATISTICS (CHIEFS)

DATE	OPPONENT	P/S	W/L	SCORE
01/06	Titans	S	L	21-22
2017 TOTALS		1-1	0-1	

2018 GAME-BY-GAME POSTSEASON STATISTICS (CHIEFS)

DATE	OPPONENT	P/S	W/L	SCORE
01/12	Colts	S	W	31-13
01/20	Patriots	S	L	31-37+
2018 TOTALS		2-2	1-1	

+ - Overtime

2019 GAME-BY-GAME POSTSEASON STATISTICS (CHIEFS)

DATE	OPPONENT	P/S	W/L	SCORE
01/12	Texans	S	W	51-31
01/19	Titans	S	W	35-24
02/02	49ers	S	W	31-20
2019 TOTALS		3-3	3-0	



RICKY SEALS-JONES

TIGHT END #83
TEXAS A&M



4TH YEAR IN THE NFL

1ST YEAR WITH THE CHIEFS

HEIGHT: 6'5"
WEIGHT: 243
DRAFTED: FA-20
BIRTHDAY: 3/15/95

- Fourth-year tight end enters his first season with the Chiefs in 2020.
- Originally entered the NFL as an undrafted free agent with the Cardinals in 2017.

Career Highlights:

- Caught 12 passes for 201 yards (16.8 avg.) and three touchdowns during his rookie season in 2017. In doing so, joined Robert Awalt (6 in 1987) and Doug Marsh (4 in 1980) as the only rookie TEs in Arizona Cardinals' history with at least three TD receptions.
- Had two touchdowns receptions at Houston in Week

11 of the 2017 season, joining PFHOF TE Jackie Smith as the only rookie TEs in Arizona Cardinals' history with multiple touchdown catches in a game.

Transactions:

Signed by Kansas City (4-9-20) ... Claimed off of waivers by Cleveland (9/1/19) ... Released by Arizona (8/31/19) ... Resigned by Arizona (3/21/19) ... Signed to Arizona's active roster from the practice squad (9/25/17) ... Signed to Arizona's practice squad (9/3/17) ... Released by Arizona (9/2/17) ... Originally entered the NFL as an undrafted free agent with Arizona in 2017.

COLLEGE

Appeared in 39 games (31 starts) and had 123 receptions for 1,442 yards (11.7 yard avg.) and 10 touchdowns in three seasons while playing wide receiver at Texas A&M ... Played 11 games as a junior in 2016 and had 26 receptions for 333 yards and one touchdown ... As a sophomore in 2015, saw action in all 13 games (11 starts) and posted 45 catches for 560 yards and four touchdowns ... As a freshman in 2014, saw action in all 13 games (10 starts) and recorded 49 receptions for 465 yards and four touchdowns ... Played in two games as a true freshman in 2013 before suffering a season-ending injury.

PERSONAL

- Attended Sealy High School where he was named a U.S. Army All-American.
- Missed a large portion of his senior year with an early-season injury, but returned to action late in the year.
- In 2011, played quarterback and had 114 carries for 1,245 yards and 15 touchdowns along with 761 passing yards and eight touchdowns to earn District 24-3A MVP honors.
- On defense, recorded 68 tackles and five interceptions as a junior.
- Majored in Sports Management at Texas A&M.
- Hometown: Sealy, Texas

RICKY SEALS-JONES' NFL REGULAR SEASON RUSHING/RECEIVING STATISTICS

DATE	TEAM	GP	GS	RECEIVING					RUSHING				
				NO.	YDS	AVG	LG	TD	NO.	YDS.	AVG.	LG	TD
2017	Cardinals	10	1	12	201	16.8	29t	3	0	0	0.0	0	0
2018	Cardinals	15	5	34	343	10.1	40	1	0	0	0.0	0	0
2019	Browns	14	3	14	229	16.4	59	4	0	0	0.0	0	0
NFL TOTALS		39	9	60	773	12.9	59	8	0	0	0.0	0	0

RICKY SEALS-JONES' NFL REGULAR SEASON RETURN STATISTICS

DATE	TEAM	KICKOFF RETURNS					PUNT RETURNS					
		RET.	YDS.	AVG.	LG	TD	NO.	FC	YDS	AVG	LG	TD
2017	Cardinals	0	0	0.0	0	0	0	0	0	0.0	0	0
2018	Cardinals	0	0	0.0	0	0	0	0	0	0.0	0	0
2019	Browns	0	0	0.0	0	0	0	0	0	0.0	0	0
NFL TOTALS		0	0	0.0	0	0	0	0	0	0.0	0	0

SINGLE-GAME HIGHS: RUSHING/RECEIVING

Receptions	5 at Kansas City Chiefs, Nov 11, 2018 5 at Minnesota Vikings, Oct 14, 2018 4 at Los Angeles Rams, Sep 16, 2018 4 vs. Jacksonville Jaguars, Nov 26, 2017 3 at Arizona Cardinals, Dec 15, 2019 ...6 more at 3.	All-purpose yards	82 at Baltimore Ravens, Sep 29, 2019 72 vs. Jacksonville Jaguars, Nov 26, 2017 69 at Minnesota Vikings, Oct 14, 2018 54 at Houston Texans, Nov 19, 2017 52 vs. Seattle Seahawks, Sep 30, 2018
Receiving Yards	82 at Baltimore Ravens, Sep 29, 2019 72 vs. Jacksonville Jaguars, Nov 26, 2017 69 at Minnesota Vikings, Oct 14, 2018 54 at Houston Texans, Nov 19, 2017 52 vs. Seattle Seahawks, Sep 30, 2018	Special Teams Tackles	2 at Houston Texans, Nov 19, 2017 1 vs. New York Giants, Dec 24, 2017
Longest Receptions	59 at Baltimore Ravens, Sep 29, 2019 40 at Minnesota Vikings, Oct 14, 2018 35t vs. Chicago Bears, Sep 23, 2018 31t vs. Seattle Seahawks, Oct 13, 2019 31 vs. Seattle Seahawks, Sep 30, 2018	Miscellaneous Tackles	1 at Los Angeles Rams, Sep 16, 2018 1 vs. Washington Redskins, Sep 09, 2018
Receiving TDs	2 at Arizona Cardinals, Dec 15, 2019 2 at Houston Texans, Nov 19, 2017 1 vs. Seattle Seahawks, Oct 13, 2019 1 at Baltimore Ravens, Sep 29, 2019 ...2 more at 1.	Most TDs	2 at Arizona Cardinals, Dec 15, 2019 2 at Houston Texans, Nov 19, 2017 1 vs. Seattle Seahawks, Oct 13, 2019 1 at Baltimore Ravens, Sep 29, 2019 ...2 more at 1.

2017 GAME-BY-GAME REGULAR SEASON STATISTICS (CARDINALS)

DATE	OPPONENT	P/S	RECEIVING					RUSHING					W/L	SCORE
			NO	YDS	AVG	LG	TD	NO	YDS	AVG	LG	TD		
09/10	at Lions							PRACTICE SQUAD					L	23-35
09/17	at Colts							PRACTICE SQUAD					W	16-13+
09/25	Cowboys	P	0	0	0.0	0	0	0	0	0.0	0	0	L	17-28
10/01	49ers	P	0	0	0.0	0	0	0	0	0.0	0	0	W	18-15+
10/08	at Eagles	P	0	0	0.0	0	0	0	0	0.0	0	0	L	7-34
10/15	Buccaneers							INACTIVE					W	38-33
10/22	at Rams							INACTIVE					L	0-33
11/05	at 49ers							INACTIVE					W	20-10
11/09	Seahawks							INACTIVE					L	16-22
11/19	at Texans	P	3	54	18.0	28t	2	0	0	0.0	0	0	L	21-31
11/26	Jaguars	P	4	72	18.0	29t	1	0	0	0.0	0	0	W	27-24
12/03	Rams	P	2	44	22.0	27	0	0	0	0.0	0	0	L	16-32
12/10	Titans	P	1	20	20.0	20	0	0	0	0.0	0	0	W	12-7
12/17	at Washington	S	2	11	5.5	7	0	0	0	0.0	0	0	L	15-20
12/24	Giants	P	0	0	0.0	0	0	0	0	0.0	0	0	W	23-0
12/31	at Seahawks	P	0	0	0.0	0	0	0	0	0.0	0	0	W	26-24
2017 TOTALS		10-1	12	201	16.8	29t	3	0	0	0.0	0	0	8-8	

+ - Overtime

2018 GAME-BY-GAME REGULAR SEASON STATISTICS (CARDINALS)

DATE	OPPONENT	P/S	RECEIVING					RUSHING					W/L	SCORE
			NO	YDS	AVG	LG	TD	NO	YDS	AVG	LG	TD		
09/09	Washington	S	3	19	6.3	7	0	0	0	0.0	0	0	L	6-24
09/16	at Rams	S	4	17	4.3	8	0	0	0	0.0	0	0	L	0-34
09/23	Bears	S	1	35	35.0	35t	1	0	0	0.0	0	0	L	14-16
09/30	Seahawks	P	2	52	26.0	31	0	0	0	0.0	0	0	L	17-20
10/07	at 49ers	P	0	0	0.0	0	0	0	0	0.0	0	0	W	28-18
10/14	at Vikings	P	5	69	13.8	40	0	0	0	0.0	0	0	L	17-27
10/18	Broncos	S	2	12	6.0	7	0	0	0	0.0	0	0	L	10-45
10/28	49ers	S	2	12	6.0	13	0	0	0	0.0	0	0	W	18-15
11/11	at Chiefs	P	5	51	10.2	21	0	0	0	0.0	0	0	L	14-26
11/18	Raiders	P	1	5	5.0	5	0	0	0	0.0	0	0	L	21-23
11/25	at Chargers	P	1	5	5.0	5	0	0	0	0.0	0	0	L	10-45
12/02	at Packers	P	1	10	10.0	10	0	0	0	0.0	0	0	W	20-17
12/09	Lions	P	3	31	10.3	12	0	0	0	0.0	0	0	L	3-17
12/16	at Falcons	P	3	22	7.3	9	0	0	0	0.0	0	0	L	14-40
12/23	Rams	P	1	3	3.0	3	0	0	0	0.0	0	0	L	9-31
12/30	at Seahawks							INACTIVE					L	24-27
2018 TOTALS		15-5	34	343	10.1	40	1	0	0	0.0	0	0	3-13	

2019 GAME-BY-GAME REGULAR SEASON STATISTICS (BROWNS)

DATE	OPPONENT	P/S	RECEIVING					RUSHING					W/L	SCORE	
			NO	YDS	AVG	LG	TD	NO	YDS	AVG	LG	TD			
09/08	Titans													L	13-43
09/16	at Jets	P	0	0	0.0	0	0	0	0	0.0	0	0	0	W	23-3
09/22	Rams	P	1	14	14.0	14	0	0	0	0.0	0	0	0	L	13-20
09/29	at Ravens	P	3	82	27.3	59	1	0	0	0.0	0	0	0	W	40-25
10/07	at 49ers	P	0	0	0.0	0	0	0	0	0.0	0	0	0	L	3-31
10/13	Seahawks	S	3	47	15.7	31t	1	0	0	0.0	0	0	0	L	28-32
10/27	at Patriots	P	0	0	0.0	0	0	0	0	0.0	0	0	0	L	13-27
11/03	at Broncos	P	2	12	6.0	7	0	0	0	0.0	0	0	0	L	19-24
11/10	Bills													W	19-16
11/14	Steelers	P	0	0	0.0	0	0	0	0	0.0	0	0	0	W	21-7
11/24	Dolphins	S	0	0	0.0	0	0	0	0	0.0	0	0	0	W	41-24
12/01	at Steelers	P	0	0	0.0	0	0	0	0	0.0	0	0	0	L	13-20
12/08	Bengals	P	1	22	22.0	22	0	0	0	0.0	0	0	0	W	27-19
12/15	at Cardinals	P	3	29	9.7	26	2	0	0	0.0	0	0	0	L	24-38
12/22	Ravens	S	1	23	23.0	23	0	0	0	0.0	0	0	0	L	15-31
12/29	at Bengals	P	0	0	0.0	0	0	0	0	0.0	0	0	0	L	23-33
2019 TOTALS		14-3	14	229	16.4	59	4	0	0	0.0	0	0	0	6-10	



GREG SENAT

**TACKLE #66
WAGNER**

3RD YEAR IN THE NFL

2ND YEAR WITH THE CHIEFS

HEIGHT: 6'6"
WEIGHT: 305
DRAFTED: W (BAL)-19
BIRTHDAY: 8/9/94



- Third-year offensive lineman enters his second season with the Chiefs in 2020.
- Originally entered the NFL as a sixth-round pick (212th overall) by the Ravens in the 2018 NFL Draft.

Transactions:

Claimed off of waivers by Kansas City (9/16/19) ... Released by Baltimore (9/14/19) ... Originally entered the NFL as a sixth-round pick (212th overall) by the Baltimore Ravens in the 2018 NFL Draft.

COLLEGE

Four-year member of Wagner's basketball team (power forward), where he earned a football scholarship prior to the 2016 season and went on to become an anchor on the Seahawks' O-line ... In 2016-17, helped the Wagner hoops team to a 16-14 record as a senior before competing solely in football during the 2017 campaign as a fifth-year senior ... Started all 22 games that he played during his two-year football career ... Nominated for the NABC Good Works Team and represented Wagner and the NEC at the NCAA Student-Athlete Leadership Forum in 2015 ... Was the first football player ever from a Northeast Conference school to be selected to play in the East-West Shrine Game Was only the second Wagner player ever to be selected in the NFL Draft, joining TE Rich Kotite (18th round, 1965, Vikings).

PERSONAL

- Prepped at Elmont (Long Island, N.Y.) High School and spent two years at Marianapolis (Thompson, Conn.) Prep, where he played basketball.
- Three-sport athlete who was a member of the Elmont's lacrosse, basketball and football teams.
- Transferred to Marianapolis Prep in 2010, where he focused solely on basketball.
- Graduated with a degree in anthropology.
- Hometown: Elmont, N.Y.
- Last name pronounced: seh-NOT

GREG SENAT'S NFL REGULAR SEASON STATISTICS

DATE	TEAM	GP	GS
2018	Ravens	0	0
2019	Ravens	0	0
Went from Baltimore to Kansas City .			
2019	Chiefs	0	0
2019	TOTAL	0	0
NFL TOTALS		0	0

GREG SENAT'S NFL POSTSEASON STATISTICS

DATE	TEAM	GP	GS
2018	Ravens	0	0
2019	Chiefs	0	0
NFL TOTALS		0	0

2018 GAME-BY-GAME REGULAR SEASON STATISTICS (RAVENS)

DATE	OPPONENT	P/S		W/L	SCORE
09/09	Bills		RESERVE/INJURED	W	47-3
09/13	at Bengals		RESERVE/INJURED	L	23-34
09/23	Broncos		RESERVE/INJURED	W	27-14
09/30	at Steelers		RESERVE/INJURED	W	26-14
10/07	at Browns		RESERVE/INJURED	L	9-12+
10/14	at Titans		RESERVE/INJURED	W	21-0
10/21	Saints		RESERVE/INJURED	L	23-24
10/28	at Panthers		RESERVE/INJURED	L	21-36
11/04	Steelers		RESERVE/INJURED	L	16-23
11/18	Bengals		RESERVE/INJURED	W	24-21
11/25	Raiders		RESERVE/INJURED	W	34-17
12/02	at Falcons		RESERVE/INJURED	W	26-16
12/09	at Chiefs		RESERVE/INJURED	L	24-27+
12/16	Buccaneers		RESERVE/INJURED	W	20-12
12/22	at Chargers		RESERVE/INJURED	W	22-10
12/30	Browns		RESERVE/INJURED	W	26-24
2018 TOTALS		0-0		10-6	

+ - Overtime

2019 GAME-BY-GAME REGULAR SEASON STATISTICS (RAVENS/CHIEFS)

DATE	OPPONENT	P/S		W/L	SCORE
09/08	at Dolphins		INACTIVE	W	59-10
09/15	Cardinals		NOT ON ROSTER	W	23-17
			Went from Ravens to Chiefs .		
09/22	Ravens		INACTIVE	W	33-28
09/29	at Lions		INACTIVE	W	34-30
10/06	Colts		INACTIVE	L	13-19
10/13	Texans		INACTIVE	L	24-31
10/17	at Broncos		INACTIVE	W	30-6
10/27	Packers		INACTIVE	L	24-31
11/03	Vikings		RESERVE/INJURED	W	26-23
11/10	at Titans		RESERVE/INJURED	L	32-35
11/18	at Chargers		RESERVE/INJURED	W	24-17
12/01	Raiders		RESERVE/INJURED	W	40-9
12/08	at Patriots		RESERVE/INJURED	W	23-16
12/15	Broncos		RESERVE/INJURED	W	23-3
12/22	at Bears		RESERVE/INJURED	W	26-3
12/29	Chargers		RESERVE/INJURED	W	31-21
2019 TOTALS		0-0		12-4	

2018 GAME-BY-GAME POSTSEASON STATISTICS (RAVENS)

DATE	OPPONENT	P/S		W/L	SCORE
01/06	Chargers		RESERVE/INJURED	L	17-23
2018 TOTALS		0-0		0-1	

2019 GAME-BY-GAME POSTSEASON STATISTICS (CHIEFS)

DATE	OPPONENT	P/S		W/L	SCORE
01/12	Texans		RESERVE/INJURED	W	51-31
01/19	Titans		RESERVE/INJURED	W	35-24
02/02	49ers		RESERVE/INJURED	W	31-20
2019 TOTALS		0-0		3-0	



JUSTICE SHELTON-MOSLEY

WIDE RECEIVER #84
VANDERBILT

ROOKIE

HEIGHT: 5'10"
WEIGHT: 196
DRAFTED: CFA-20
BIRTHDAY: 3/1/97



👁️ Rookie wide receiver enters his first season with the Chiefs in 2020.

👁️ Originally entered the NFL as an undrafted free agent with the Chiefs in 2020.

Transactions:

Originally entered the NFL as an undrafted free agent with Kansas City in 2020.

COLLEGE

Appeared in 11 games at Vanderbilt during the 2019 season, recording 14 receptions for 119 yards and 145 punt return yards on 16 punt returns ... Spent four season (2015-18) before transferring to Vanderbilt in 201 ... Named FCS All-America first team and All-Ivy first team return specialist in 2017 ... Named All-Ivy League first team and Academic All-Ivy League in 2016 ... Named FCS All-America third team, Ivy League Rookie of the Year and All-conference receiver and returner as a freshman in 2015.

PERSONAL

- 👁️ Prepped at Capital Christian where he lettered in football, track and field, and basketball.
- 👁️ Holds school records for touchdowns in a season (37) and career (88).
- 👁️ Named 2014 all-state, 2014 all-conference and 2013 conference MVP.
- 👁️ Hometown: Sacramento, Calif.



ANTHONY SHERMAN

FULLBACK #42
CONNECTICUT

10TH YEAR IN THE NFL

8TH YEAR WITH THE CHIEFS

HEIGHT: 5'10"
WEIGHT: 242
DRAFTED: T (ARI)-13
BIRTHDAY: 11/12/88



10th-year fullback enters his eighth season with Kansas City in 2020 after spending two seasons with the Arizona Cardinals.

Joined Kansas City as part of a trade that sent CB Javier Arenas to Arizona.

Originally entered the NFL as the Arizona Cardinals fifth-round selection (136th overall) in the 2011 NFL Draft.

Career Highlights:

Recorded a career-long 36-yard touchdown reception in Week 1 of the 2018 season at Los Angeles Chargers (9/9/18).

Led the Chiefs in special teams tackles in both 2013 and 2014 with 12 (11 solo) and 13 special teams tackles, respectively.

Served as lead blocker in 2013 and 2014 as RB Jamaal Charles racked up consecutive 1,000-yard rushing seasons.

Helped lead the way for Arizona RB Beanie Wells to rush for his first career 1,000-yard season (1,047) and

become the first Cardinals player in team history to rush for 1,000 yards and 10 touchdowns in a season in 2011.

Honors:

Earned his first Pro Bowl selection following the 2018 season.

Earned an AFC Special Teams Player of the Week award after he forced and recovered a fumble on a punt play while posting three special-teams tackles at Buffalo (11/9/14).

Named Second Team All-Pro by the Associated Press following the 2014 season.

Transactions:

Re-signed with Kansas City (4-6-20) ... Re-signed with Kansas City (3/25/19) ... Re-signed with Kansas City (3/15/18) ... Re-signed with Kansas City (11/5/14) ... Traded to Kansas City from Arizona (5/1/13) ... Signed with Arizona (7/20/11) ... Originally entered the NFL as a fifth-round pick (136th overall) of Arizona in the 2011 NFL Draft.

COLLEGE

Appeared in 51 games (28 starts) in four seasons at Connecticut ... Recorded 17 carries for 61 yards (3.6 avg.) and added 45 receptions for 414 yards with one touchdown ... Also added 63 special teams tackles, and recovered two fumbles and forced a fumble on the special teams units ... Was a two-year team captain ... Played in 12 games (eight starts) as a senior in 2010 ... Appeared in all 13 games (10 starts) as a junior in 2009 ... Played in 13 games (nine starts) as a sophomore in 2008 ... Appeared in all 13 games (two starts) as a freshman in 2007.

PERSONAL

Attended North Attleboro (Mass.) High School where he was a three-sport athlete, competing in football, track and baseball.

Named the 2006 Gatorade Player of the Year in Massachusetts and was a first-team all-state linebacker.

Was a two-time Attleboro Sun-Chronicle all-star selection and added all-scholastic honors from both the Boston Globe and the Boston Herald.

Was named team and league offensive MVP as a senior.

Closed out his prep career as the school's all-time record-holder with 2,537 yards rushing, 48 touchdowns and 284 points.

Served as squad captain in football, track and baseball, earning Sun-Chronicle all-star honors in all three and was twice named all-league in baseball.

Was a pre-kinesiology major at Connecticut.

Hometown: North Attleborough, Mass.

ANTHONY SHERMAN'S NFL REGULAR SEASON RUSHING/RECEIVING STATISTICS

DATE	TEAM	GP	GS	RUSHING					RECEIVING				
				NO.	YDS.	AVG.	LG	TD	NO.	YDS	AVG	LG	TD
2011	Cardinals	15	7	1	3	3.0	3	0	8	72	9.0	19	0
2012	Cardinals	13	4	0	0	0.0	0	0	5	39	7.8	19	0
2013	Chiefs	16	8	2	3	1.5	2	0	18	155	8.6	26	1
2014	Chiefs	16	6	2	8	4.0	4	0	10	71	7.1	24	1
2015	Chiefs	16	2	1	0	0.0	0	0	4	34	8.5	18	0
2016	Chiefs	16	3	0	0	0.0	0	0	4	11	2.8	6	0
2017	Chiefs	16	3	14	40	2.9	9	1	6	47	7.8	11	0
2018	Chiefs	16	1	1	2	2.0	2	0	8	96	12.0	36t	1
2019	Chiefs	16	0	4	9	2.3	5	0	2	22	11.0	15	0
NFL TOTALS		140	34	25	65	2.6	9	1	65	547	8.4	36t	3

ANTHONY SHERMAN'S NFL POSTSEASON RUSHING/RECEIVING STATISTICS

DATE	TEAM	GP	GS	RUSHING					RECEIVING				
				NO.	YDS.	AVG.	LG	TD	NO.	YDS	AVG	LG	TD
2013	Chiefs	1	1	0	0	0.0	0	0	2	1	0.5	5t	1
2015	Chiefs	2	0	0	0	0.0	0	0	2	4	2.0	3	0
2016	Chiefs	1	0	0	0	0.0	0	0	1	3	3.0	3	0
2017	Chiefs	1	0	0	0	0.0	0	0	0	0	0.0	0	0
2018	Chiefs	2	0	0	0	0.0	0	0	0	0	0.0	0	0
2019	Chiefs	3	0	0	0	0.0	0	0	0	0	0.0	0	0
NFL TOTALS		10	1	0	0	0.0	0	0	5	8	1.6	5t	1

ANTHONY SHERMAN'S NFL REGULAR SEASON RETURN STATISTICS

DATE	TEAM	KICKOFF RETURNS					PUNT RETURNS					
		RET.	YDS.	AVG.	LG	TD	NO.	FC	YDS	AVG	LG	TD
2011	Cardinals	0	0	0.0	0	0	0	0	0	0.0	0	0
2012	Cardinals	0	0	0.0	0	0	0	0	0	0.0	0	0
2013	Chiefs	0	0	0.0	0	0	0	0	0	0.0	0	0
2014	Chiefs	1	13	13.0	13	0	0	0	0	0.0	0	0
2015	Chiefs	2	20	10.0	11	0	0	0	0	0.0	0	0
2016	Chiefs	0	0	0.0	0	0	0	0	0	0.0	0	0
2017	Chiefs	1	7	7.0	7	0	0	0	0	0.0	0	0
2018	Chiefs	1	5	5.0	5	0	0	0	0	0.0	0	0
2019	Chiefs	0	0	0.0	0	0	0	0	0	0.0	0	0
NFL TOTALS		5	45	9.0	13	0	0	0	0	0.0	0	0

ANTHONY SHERMAN'S NFL POSTSEASON RETURN STATISTICS

DATE	TEAM	KICKOFF RETURNS					PUNT RETURNS					
		RET.	YDS.	AVG.	LG	TD	NO.	FC	YDS	AVG	LG	TD
2013	Chiefs	0	0	0.0	0	0	0	0	0	0.0	0	0
2015	Chiefs	0	0	0.0	0	0	0	0	0	0.0	0	0
2016	Chiefs	0	0	0.0	0	0	0	0	0	0.0	0	0
2017	Chiefs	0	0	0.0	0	0	0	0	0	0.0	0	0
2018	Chiefs	0	0	0.0	0	0	0	0	0	0.0	0	0
2019	Chiefs	0	0	0.0	0	0	0	0	0	0.0	0	0
NFL TOTALS		0	0	0.0	0	0	0	0	0	0.0	0	0

SINGLE-GAME HIGHS: RUSHING/RECEIVING

Rush Attempts	14 at Denver Broncos, Dec 31, 2017 2 at Denver Broncos, Oct 17, 2019 1 vs. Oakland Raiders, Dec 01, 2019 1 vs. Indianapolis Colts, Oct 06, 2019 1 vs. Baltimore Ravens, Dec 09, 2018 ...6 more at 1.	All-purpose yards	61 at Denver Broncos, Dec 31, 2017 44 at Jacksonville Jaguars, Sep 08, 2013 36 at Los Angeles Chargers, Sep 09, 2018 25 at St. Louis Rams, Oct 04, 2012 24 vs. St. Louis Rams, Oct 26, 2014 ...1 more at 24.
Rushing Yards	40 at Denver Broncos, Dec 31, 2017 7 at Denver Broncos, Oct 17, 2019 4 at Miami Dolphins, Sep 21, 2014 4 vs. Tennessee Titans, Sep 07, 2014 3 vs. Seattle Seahawks, Jan 01, 2012	Kickoff Returns	1 vs. Denver Broncos, Oct 28, 2018 1 vs. Denver Broncos, Oct 30, 2017 1 at Denver Broncos, Nov 15, 2015 ...2 more at 1.
Longest Runs	9 at Denver Broncos, Dec 31, 2017 7 at Denver Broncos, Dec 31, 2017 5 at Denver Broncos, Oct 17, 2019 5 at Denver Broncos, Dec 31, 2017 4 at Denver Broncos, Dec 31, 2017 ...4 more at 4.	Kickoff Return Yards	13 at Pittsburgh Steelers, Dec 21, 2014 11 vs. Chicago Bears, Oct 11, 2015 9 at Denver Broncos, Nov 15, 2015 7 vs. Denver Broncos, Oct 30, 2017 5 vs. Denver Broncos, Oct 28, 2018
Rushing TDs	1 at Denver Broncos, Dec 31, 2017	Longest Kickoff Return	13 at Pittsburgh Steelers, Dec 21, 2014 11 vs. Chicago Bears, Oct 11, 2015 9 at Denver Broncos, Nov 15, 2015 7 vs. Denver Broncos, Oct 30, 2017 5 vs. Denver Broncos, Oct 28, 2018
Receptions	4 at Jacksonville Jaguars, Sep 08, 2013 3 at Denver Broncos, Dec 31, 2017 3 vs. Cleveland Browns, Oct 27, 2013 2 vs. Oakland Raiders, Dec 30, 2018 2 vs. Oakland Raiders, Jan 03, 2016 ...8 more at 2.	Special Teams Tackles	3 at Buffalo Bills, Nov 09, 2014 2 at New England Patriots, Dec 08, 2019 2 vs. Tennessee Titans, Dec 18, 2016 2 at Oakland Raiders, Oct 16, 2016 ...9 more at 2.
Receiving Yards	44 at Jacksonville Jaguars, Sep 08, 2013 36 at Los Angeles Chargers, Sep 09, 2018 25 at St. Louis Rams, Oct 04, 2012 24 vs. St. Louis Rams, Oct 26, 2014 24 vs. New York Giants, Oct 02, 2011	Miscellaneous Tackles	1 at Cincinnati Bengals, Dec 24, 2011 1 at St. Louis Rams, Nov 27, 2011
Longest Receptions	36t at Los Angeles Chargers, Sep 09, 2018 26 at Jacksonville Jaguars, Sep 08, 2013 24 vs. St. Louis Rams, Oct 26, 2014 19 at St. Louis Rams, Oct 04, 2012 19 vs. New York Giants, Oct 02, 2011	Most TDs	1 at Los Angeles Chargers, Sep 09, 2018 1 at Denver Broncos, Dec 31, 2017 1 at San Diego Chargers, Oct 19, 2014 ...1 more at 1.
Receiving TDs	1 at Los Angeles Chargers, Sep 09, 2018 1 at San Diego Chargers, Oct 19, 2014 1 vs. Cleveland Browns, Oct 27, 2013		

SINGLE-GAME HIGHS - POSTSEASON: RUSHING/RECEIVING

Receptions	2 at Indianapolis Colts, Jan 04, 2014 1 vs. Pittsburgh Steelers, Jan 15, 2017 1 at New England Patriots, Jan 16, 2016 1 at Houston Texans, Jan 09, 2016	All-purpose yards	3 vs. Pittsburgh Steelers, Jan 15, 2017 3 at Houston Texans, Jan 09, 2016 1 at New England Patriots, Jan 16, 2016 1 at Indianapolis Colts, Jan 04, 2014
Receiving Yards	3 vs. Pittsburgh Steelers, Jan 15, 2017 3 at Houston Texans, Jan 09, 2016 1 at New England Patriots, Jan 16, 2016 1 at Indianapolis Colts, Jan 04, 2014	Special Teams Tackles	1 vs. Indianapolis Colts, Jan 12, 2019 1 vs. Pittsburgh Steelers, Jan 15, 2017 1 at Indianapolis Colts, Jan 04, 2014
Longest Receptions	5t at Indianapolis Colts, Jan 04, 2014 3 vs. Pittsburgh Steelers, Jan 15, 2017 3 at Houston Texans, Jan 09, 2016 1 at New England Patriots, Jan 16, 2016	Most TDs	
Receiving TDs	1 at Indianapolis Colts, Jan 04, 2014		

2011 GAME-BY-GAME REGULAR SEASON STATISTICS (CARDINALS)

DATE	OPPONENT	P/S	RUSHING					RECEIVING					W/L	SCORE
			NO	YDS	AVG	LG	TD	NO	YDS	AVG	LG	TD		
09/11	Panthers	S	0	0	0.0	0	0	1	6	6.0	6	0	W	28-21
09/18	at Washington	P	0	0	0.0	0	0	0	0	0.0	0	0	L	21-22
09/25	at Seahawks	P	0	0	0.0	0	0	1	6	6.0	6	0	L	10-13
10/02	Giants	S	0	0	0.0	0	0	2	24	12.0	19	0	L	27-31
10/09	at Vikings	P	0	0	0.0	0	0	0	0	0.0	0	0	L	10-34
10/23	Steelers	S	0	0	0.0	0	0	1	15	15.0	15	0	L	20-32
10/30	at Ravens	P	0	0	0.0	0	0	0	0	0.0	0	0	L	27-30
11/06	Rams							INACTIVE					W	19-13+
11/13	at Eagles	P	0	0	0.0	0	0	0	0	0.0	0	0	W	21-17
11/20	at 49ers	P	0	0	0.0	0	0	0	0	0.0	0	0	L	7-23
11/27	at Rams	P	0	0	0.0	0	0	1	4	4.0	4	0	W	23-20
12/04	Cowboys	S	0	0	0.0	0	0	0	0	0.0	0	0	W	19-13+
12/11	49ers	P	0	0	0.0	0	0	0	0	0.0	0	0	W	21-19
12/18	Browns	S	0	0	0.0	0	0	1	6	6.0	6	0	W	20-17+
12/24	at Bengals	S	0	0	0.0	0	0	0	0	0.0	0	0	L	16-23
01/01	Seahawks	S	1	3	3.0	3	0	1	11	11.0	11	0	W	23-20+
2011 TOTALS		15-7	1	3	3.0	3	0	8	72	9.0	19	0	8-8	

+ - Overtime

2012 GAME-BY-GAME REGULAR SEASON STATISTICS (CARDINALS)

DATE	OPPONENT	P/S	RUSHING					RECEIVING					W/L	SCORE
			NO	YDS	AVG	LG	TD	NO	YDS	AVG	LG	TD		
09/09	Seahawks	P	0	0	0.0	0	0	0	0	0.0	0	0	W	20-16
09/16	at Patriots	S	0	0	0.0	0	0	0	0	0.0	0	0	W	20-18
09/23	Eagles	S	0	0	0.0	0	0	0	0	0.0	0	0	W	27-6
09/30	Dolphins	P	0	0	0.0	0	0	0	0	0.0	0	0	W	24-21+
10/04	at Rams	P	0	0	0.0	0	0	2	25	12.5	19	0	L	3-17
10/14	Bills							INACTIVE					L	16-19+
10/21	at Vikings							INACTIVE					L	14-21
10/29	49ers	P	0	0	0.0	0	0	2	11	5.5	7	0	L	3-24
11/04	at Packers	P	0	0	0.0	0	0	1	3	3.0	3	0	L	17-31
11/18	at Falcons	P	0	0	0.0	0	0	0	0	0.0	0	0	L	19-23
11/25	Rams	P	0	0	0.0	0	0	0	0	0.0	0	0	L	17-31
12/02	at Jets	P	0	0	0.0	0	0	0	0	0.0	0	0	L	6-7
12/09	at Seahawks	S	0	0	0.0	0	0	0	0	0.0	0	0	L	0-58
12/16	Lions	P	0	0	0.0	0	0	0	0	0.0	0	0	W	38-10
12/23	Bears	S	0	0	0.0	0	0	0	0	0.0	0	0	L	13-28
12/30	at 49ers							INACTIVE					L	13-27
2012 TOTALS		13-4	0	0	0.0	0	0	5	39	7.8	19	0	5-11	

+ - Overtime

2013 GAME-BY-GAME REGULAR SEASON STATISTICS (CHIEFS)

DATE	OPPONENT	P/S	RUSHING					RECEIVING					W/L	SCORE
			NO	YDS	AVG	LG	TD	NO	YDS	AVG	LG	TD		
09/08	at Jaguars	P	0	0	0.0	0	0	4	44	11.0	26	0	W	28-2
09/15	Cowboys	P	0	0	0.0	0	0	0	0	0.0	0	0	W	17-16
09/19	at Eagles	S	0	0	0.0	0	0	1	10	10.0	10	0	W	26-16
09/29	Giants	P	0	0	0.0	0	0	1	6	6.0	6	0	W	31-7
10/06	at Titans	S	0	0	0.0	0	0	2	13	6.5	8	0	W	26-17
10/13	Raiders	S	0	0	0.0	0	0	0	0	0.0	0	0	W	24-7
10/20	Texans	S	0	0	0.0	0	0	2	10	5.0	9	0	W	17-16
10/27	Browns	S	0	0	0.0	0	0	3	23	7.7	12t	1	W	23-17
11/03	at Bills	P	1	2	2.0	2	0	0	0	0.0	0	0	W	23-13
11/17	at Broncos	S	1	1	1.0	1	0	2	18	9.0	16	0	L	17-27
11/24	Chargers	P	0	0	0.0	0	0	1	8	8.0	8	0	L	38-41
12/01	Broncos	P	0	0	0.0	0	0	1	8	8.0	8	0	L	28-35
12/08	at Washington	S	0	0	0.0	0	0	0	0	0.0	0	0	W	45-10
12/15	at Raiders	P	0	0	0.0	0	0	1	15	15.0	15	0	W	56-31
12/22	Colts	P	0	0	0.0	0	0	0	0	0.0	0	0	L	7-23
12/29	at Chargers	S	0	0	0.0	0	0	0	0	0.0	0	0	L	24-27+
2013 TOTALS		16-8	2	3	1.5	2	0	18	155	8.6	26	1	11-5	

+ - Overtime

2014 GAME-BY-GAME REGULAR SEASON STATISTICS (CHIEFS)

DATE	OPPONENT	P/S	RUSHING					RECEIVING					W/L	SCORE
			NO	YDS	AVG	LG	TD	NO	YDS	AVG	LG	TD		
09/07	Titans	S	1	4	4.0	4	0	0	0	0.0	0	0	L	10-26
09/14	at Broncos	S	0	0	0.0	0	0	0	0	0.0	0	0	L	17-24
09/21	at Dolphins	P	1	4	4.0	4	0	1	1	1.0	1	0	W	34-15
09/29	Patriots	P	0	0	0.0	0	0	0	0	0.0	0	0	W	41-14
10/05	at 49ers	P	0	0	0.0	0	0	1	12	12.0	12	0	L	17-22
10/19	at Chargers	P	0	0	0.0	0	0	2	12	6.0	11t	1	W	23-20
10/26	Rams	P	0	0	0.0	0	0	1	24	24.0	24	0	W	34-7
11/02	Jets	S	0	0	0.0	0	0	0	0	0.0	0	0	W	24-10
11/09	at Bills	S	0	0	0.0	0	0	0	0	0.0	0	0	W	17-13
11/16	Seahawks	P	0	0	0.0	0	0	1	13	13.0	13	0	W	24-20
11/20	at Raiders	P	0	0	0.0	0	0	1	0	0.0	0	0	L	20-24
11/30	Broncos	P	0	0	0.0	0	0	0	0	0.0	0	0	L	16-29
12/07	at Cardinals	P	0	0	0.0	0	0	2	8	4.0	5	0	L	14-17
12/14	Raiders	S	0	0	0.0	0	0	1	1	1.0	1	0	W	31-13
12/21	at Steelers	S	0	0	0.0	0	0	0	0	0.0	0	0	L	12-20
12/28	Chargers	P	0	0	0.0	0	0	0	0	0.0	0	0	W	19-7
2014 TOTALS		16-6	2	8	4.0	4	0	10	71	7.1	24	1	9-7	

2015 GAME-BY-GAME REGULAR SEASON STATISTICS (CHIEFS)

DATE	OPPONENT	P/S	RUSHING					RECEIVING					W/L	SCORE
			NO	YDS	AVG	LG	TD	NO	YDS	AVG	LG	TD		
09/13	at Texans	S	0	0	0.0	0	0	1	0	0.0	0	0	W	27-20
09/17	Broncos	P	0	0	0.0	0	0	0	0	0.0	0	0	L	24-31
09/28	at Packers	P	0	0	0.0	0	0	0	0	0.0	0	0	L	28-38
10/04	at Bengals	P	0	0	0.0	0	0	0	0	0.0	0	0	L	21-36
10/11	Bears	P	0	0	0.0	0	0	0	0	0.0	0	0	L	17-18
10/18	at Vikings	P	1	0	0.0	0	0	1	13	13.0	13	0	L	10-16
10/25	Steelers	P	0	0	0.0	0	0	0	0	0.0	0	0	W	23-13
11/01	Lions	P	0	0	0.0	0	0	0	0	0.0	0	0	W	45-10
11/15	at Broncos	P	0	0	0.0	0	0	0	0	0.0	0	0	W	29-13
11/22	at Chargers	P	0	0	0.0	0	0	0	0	0.0	0	0	W	33-3
11/29	Bills	P	0	0	0.0	0	0	0	0	0.0	0	0	W	30-22
12/06	at Raiders	P	0	0	0.0	0	0	0	0	0.0	0	0	W	34-20
12/13	Chargers	P	0	0	0.0	0	0	0	0	0.0	0	0	W	10-3
12/20	at Ravens	P	0	0	0.0	0	0	0	0	0.0	0	0	W	34-14
12/27	Browns	P	0	0	0.0	0	0	0	0	0.0	0	0	W	17-13
01/03	Raiders	S	0	0	0.0	0	0	2	21	10.5	18	0	W	23-17
2015 TOTALS		16-2	1	0	0.0	0	0	4	34	8.5	18	0	11-5	

2016 GAME-BY-GAME REGULAR SEASON STATISTICS (CHIEFS)

DATE	OPPONENT	P/S	RUSHING					RECEIVING					W/L	SCORE
			NO	YDS	AVG	LG	TD	NO	YDS	AVG	LG	TD		
09/11	Chargers	P	0	0	0.0	0	0	0	0	0.0	0	0	W	33-27+
09/18	at Texans	P	0	0	0.0	0	0	0	0	0.0	0	0	L	12-19
09/25	Jets	P	0	0	0.0	0	0	1	3	3.0	3	0	W	24-3
10/02	at Steelers	P	0	0	0.0	0	0	0	0	0.0	0	0	L	14-43
10/16	at Raiders	P	0	0	0.0	0	0	0	0	0.0	0	0	W	26-10
10/23	Saints	S	0	0	0.0	0	0	1	0	0.0	0	0	W	27-21
10/30	at Colts	P	0	0	0.0	0	0	0	0	0.0	0	0	W	30-14
11/06	Jaguars	P	0	0	0.0	0	0	1	6	6.0	6	0	W	19-14
11/13	at Panthers	P	0	0	0.0	0	0	0	0	0.0	0	0	W	20-17
11/20	Buccaneers	P	0	0	0.0	0	0	0	0	0.0	0	0	L	17-19
11/27	at Broncos	P	0	0	0.0	0	0	0	0	0.0	0	0	W	30-27+
12/04	at Falcons	P	0	0	0.0	0	0	0	0	0.0	0	0	W	29-28
12/08	Raiders	S	0	0	0.0	0	0	0	0	0.0	0	0	W	21-13
12/18	Titans	P	0	0	0.0	0	0	0	0	0.0	0	0	L	17-19
12/25	Broncos	P	0	0	0.0	0	0	0	0	0.0	0	0	W	33-10
01/01	at Chargers	S	0	0	0.0	0	0	1	2	2.0	2	0	W	37-27
2016 TOTALS		16-3	0	0	0.0	0	0	4	11	2.8	6	0	12-4	

+ - Overtime

2017 GAME-BY-GAME REGULAR SEASON STATISTICS (CHIEFS)

DATE	OPPONENT	P/S	RUSHING					RECEIVING					W/L	SCORE
			NO	YDS	AVG	LG	TD	NO	YDS	AVG	LG	TD		
09/07	at Patriots	P	0	0	0.0	0	0	0	0	0.0	0	0	W	42-27
09/17	Eagles	P	0	0	0.0	0	0	0	0	0.0	0	0	W	27-20
09/24	at Chargers	P	0	0	0.0	0	0	1	11	11.0	11	0	W	24-10
10/02	Washington	P	0	0	0.0	0	0	0	0	0.0	0	0	W	29-20
10/08	at Texans	P	0	0	0.0	0	0	0	0	0.0	0	0	W	42-34
10/15	Steelers	S	0	0	0.0	0	0	0	0	0.0	0	0	L	13-19
10/19	at Raiders	P	0	0	0.0	0	0	0	0	0.0	0	0	L	30-31
10/30	Broncos	P	0	0	0.0	0	0	0	0	0.0	0	0	W	29-19
11/05	at Cowboys	P	0	0	0.0	0	0	0	0	0.0	0	0	L	17-28
11/19	at Giants	P	0	0	0.0	0	0	1	11	11.0	11	0	L	9-12+
11/26	Bills	P	0	0	0.0	0	0	1	4	4.0	4	0	L	10-16
12/03	at Jets	P	0	0	0.0	0	0	0	0	0.0	0	0	L	31-38
12/10	Raiders	P	0	0	0.0	0	0	0	0	0.0	0	0	W	26-15
12/16	Chargers	S	0	0	0.0	0	0	0	0	0.0	0	0	W	30-13
12/24	Dolphins	P	0	0	0.0	0	0	0	0	0.0	0	0	W	29-13
12/31	at Broncos	S	14	40	2.9	9	1	3	21	7.0	11	0	W	27-24
2017 TOTALS		16-3	14	40	2.9	9	1	6	47	7.8	11	0	10-6	

+ - Overtime

2018 GAME-BY-GAME REGULAR SEASON STATISTICS (CHIEFS)

DATE	OPPONENT	P/S	RUSHING					RECEIVING					W/L	SCORE
			NO	YDS	AVG	LG	TD	NO	YDS	AVG	LG	TD		
09/09	at Chargers	P	0	0	0.0	0	0	1	36	36.0	36t	1	W	38-28
09/16	at Steelers	P	0	0	0.0	0	0	0	0	0.0	0	0	W	42-37
09/23	49ers	P	0	0	0.0	0	0	1	16	16.0	16	0	W	38-27
10/01	at Broncos	P	0	0	0.0	0	0	0	0	0.0	0	0	W	27-23
10/07	Jaguars	P	0	0	0.0	0	0	1	15	15.0	15	0	W	30-14
10/14	at Patriots	P	0	0	0.0	0	0	1	-2	-2.0	-2	0	L	40-43
10/21	Bengals	P	0	0	0.0	0	0	0	0	0.0	0	0	W	45-10
10/28	Broncos	P	0	0	0.0	0	0	1	10	10.0	10	0	W	30-23
11/04	at Browns	S	0	0	0.0	0	0	0	0	0.0	0	0	W	37-21
11/11	Cardinals	P	0	0	0.0	0	0	1	2	2.0	2	0	W	26-14
11/19	at Rams	P	0	0	0.0	0	0	0	0	0.0	0	0	L	51-54
12/02	at Raiders	P	0	0	0.0	0	0	0	0	0.0	0	0	W	40-33
12/09	Ravens	P	1	2	2.0	2	0	0	0	0.0	0	0	W	27-24+
12/13	Chargers	P	0	0	0.0	0	0	0	0	0.0	0	0	L	28-29
12/23	at Seahawks	P	0	0	0.0	0	0	0	0	0.0	0	0	L	31-38
12/30	Raiders	P	0	0	0.0	0	0	2	19	9.5	12	0	W	35-3
2018 TOTALS		16-1	1	2	2.0	2	0	8	96	12.0	36t	1	12-4	

+ - Overtime

2019 GAME-BY-GAME REGULAR SEASON STATISTICS (CHIEFS)

DATE	OPPONENT	P/S	RUSHING					RECEIVING					W/L	SCORE
			NO	YDS	AVG	LG	TD	NO	YDS	AVG	LG	TD		
09/08	at Jaguars	P	0	0	0.0	0	0	1	15	15.0	15	0	W	40-26
09/15	at Raiders	P	0	0	0.0	0	0	0	0	0.0	0	0	W	28-10
09/22	Ravens	P	0	0	0.0	0	0	0	0	0.0	0	0	W	33-28
09/29	at Lions	P	0	0	0.0	0	0	0	0	0.0	0	0	W	34-30
10/06	Colts	P	1	2	2.0	2	0	0	0	0.0	0	0	L	13-19
10/13	Texans	P	0	0	0.0	0	0	0	0	0.0	0	0	L	24-31
10/17	at Broncos	P	2	7	3.5	5	0	0	0	0.0	0	0	W	30-6
10/27	Packers	P	0	0	0.0	0	0	0	0	0.0	0	0	L	24-31
11/03	Vikings	P	0	0	0.0	0	0	0	0	0.0	0	0	W	26-23
11/10	at Titans	P	0	0	0.0	0	0	0	0	0.0	0	0	L	32-35
11/18	at Chargers	P	0	0	0.0	0	0	0	0	0.0	0	0	W	24-17
12/01	Raiders	P	1	0	0.0	0	0	1	7	7.0	7	0	W	40-9
12/08	at Patriots	P	0	0	0.0	0	0	0	0	0.0	0	0	W	23-16
12/15	Broncos	P	0	0	0.0	0	0	0	0	0.0	0	0	W	23-3
12/22	at Bears	P	0	0	0.0	0	0	0	0	0.0	0	0	W	26-3
12/29	Chargers	P	0	0	0.0	0	0	0	0	0.0	0	0	W	31-21
2019 TOTALS		16-0	4	9	2.3	5	0	2	22	11.0	15	0	12-4	

2013 GAME-BY-GAME POSTSEASON STATISTICS (CHIEFS)

DATE	OPPONENT	P/S	RUSHING					RECEIVING					W/L	SCORE
			NO	YDS	AVG	LG	TD	NO	YDS	AVG	LG	TD		
01/04	at Colts	S	0	0	0.0	0	0	2	1	0.5	5t	1	L	44-45
2013 TOTALS		1-1	0	0	0.0	0	0	2	1	0.5	5t	1	0-1	

2015 GAME-BY-GAME POSTSEASON STATISTICS (CHIEFS)

DATE	OPPONENT	P/S	RUSHING					RECEIVING					W/L	SCORE
			NO	YDS	AVG	LG	TD	NO	YDS	AVG	LG	TD		
01/09	at Texans	P	0	0	0.0	0	0	1	3	3.0	3	0	W	30-0
01/16	at Patriots	P	0	0	0.0	0	0	1	1	1.0	1	0	L	20-27
2015 TOTALS		2-0	0	0	0.0	0	0	2	4	2.0	3	0	1-1	

2016 GAME-BY-GAME POSTSEASON STATISTICS (CHIEFS)

DATE	OPPONENT	P/S	RUSHING					RECEIVING					W/L	SCORE
			NO	YDS	AVG	LG	TD	NO	YDS	AVG	LG	TD		
01/15	Steelers	P	0	0	0.0	0	0	1	3	3.0	3	0	L	16-18
2016 TOTALS		1-0	0	0	0.0	0	0	1	3	3.0	3	0	0-1	

2017 GAME-BY-GAME POSTSEASON STATISTICS (CHIEFS)

DATE	OPPONENT	P/S	RUSHING					RECEIVING					W/L	SCORE
			NO	YDS	AVG	LG	TD	NO	YDS	AVG	LG	TD		
01/06	Titans	P	0	0	0.0	0	0	0	0	0.0	0	0	L	21-22
2017 TOTALS		1-0	0	0	0.0	0	0	0	0	0.0	0	0	0-1	

2018 GAME-BY-GAME POSTSEASON STATISTICS (CHIEFS)

DATE	OPPONENT	P/S	RUSHING					RECEIVING					W/L	SCORE
			NO	YDS	AVG	LG	TD	NO	YDS	AVG	LG	TD		
01/12	Colts	P	0	0	0.0	0	0	0	0	0.0	0	0	W	31-13
01/20	Patriots	P	0	0	0.0	0	0	0	0	0.0	0	0	L	31-37+
2018 TOTALS		2-0	0	0	0.0	0	0	0	0	0.0	0	0	1-1	

+ - Overtime

2019 GAME-BY-GAME POSTSEASON STATISTICS (CHIEFS)

DATE	OPPONENT	P/S	RUSHING					RECEIVING					W/L	SCORE
			NO	YDS	AVG	LG	TD	NO	YDS	AVG	LG	TD		
01/12	Texans	P	0	0	0.0	0	0	0	0	0.0	0	0	W	51-31
01/19	Titans	P	0	0	0.0	0	0	0	0	0.0	0	0	W	35-24
02/02	49ers	P	0	0	0.0	0	0	0	0	0.0	0	0	W	31-20
2019 TOTALS		3-0	0	0	0.0	0	0	0	0	0.0	0	0	3-0	



EMMANUEL SMITH

LINEBACKER #43
VANDERBILT



1ST YEAR IN THE NFL

2ND YEAR WITH THE CHIEFS

HEIGHT: 6'2"
WEIGHT: 240
DRAFTED: FA-19
BIRTHDAY: 7/25/95

- First-year linebacker enters his second season with the Chiefs in 2020.
- Originally entered the NFL as an undrafted free agent with the Falcons in 2018.

Transactions:

Signed to Kansas City's practice squad (9/2/19) ... Released by Tampa Bay (8/30/19) ... Signed by Tampa Bay (12/31/18) ... Signed to Tampa Bay's practice squad (12/11/18) ... Released by Atlanta (9/1/18) ... Originally entered the NFL as an undrafted free agent with Atlanta in 2018.

COLLEGE

Appeared in 39 games at Vanderbilt (2014-17), totaling 76 tackles, 1.5 sacks and two passes defended ... Played primarily at safety before transitioning to linebacker in his junior year ... Registered 57 tackles as a senior (2017), four tackles for loss, with 1.5 sacks ... As a junior (2016), logged six tackles and a pass defended ... Played in 11 games during his sophomore season (2015), lining up at safety and nickel back, recording 10 tackles ... As a true freshman (2014), contributed three tackles in nine games while mainly being utilized on special teams units.

PERSONAL

- Two-way starter at Oakland (Tenn.) High School.
- Named to sports-writers' 6A first-team all-state.
- Tennessean's Dandy Dozen and All-Midstate team selection.
- Majored in environmental sociology.
- Hometown: Murfreesboro, Tenn.

EMMANUEL SMITH'S NFL REGULAR SEASON DEFENSIVE STATISTICS

DATE	TEAM	GP	GS	TACKLES								INTERCEPTIONS					O. FUMB			ST			MISC			
				TK	S	A	TFL	YDS	SK	YDS	QBH	NO	YDS	LG	TD	PD	FF	FR	YDS	TK	S	A	FF	FR	S	A
2018	Buccaneers	0	0	0	0	0	0	0	0.0	0.0	0	0	0	0	0	0	0	0	0	0	0	0	0	0	0	0
2019	Chiefs	0	0	0	0	0	0	0	0.0	0.0	0	0	0	0	0	0	0	0	0	0	0	0	0	0	0	
NFL TOTALS		0	0	0	0	0	0	0	0.0	0.0	0	0	0	0	0	0	0	0	0	0	0	0	0	0	0	

EMMANUEL SMITH'S NFL POSTSEASON DEFENSIVE STATISTICS

DATE	TEAM	GP	GS	TACKLES								INTERCEPTIONS					O. FUMB			ST			MISC		
				TK	S	A	TFL	YDS	SK	YDS	QBH	NO	YDS	LG	TD	PD	FF	FR	YDS	TK	S	A	FF	FR	S
2019	Chiefs	0	0	0	0	0	0	0	0.0	0.0	0	0	0	0	0	0	0	0	0	0	0	0	0	0	0
NFL TOTALS		0	0	0	0	0	0	0	0.0	0.0	0	0	0	0	0	0	0	0	0	0	0	0	0	0	0

2018 GAME-BY-GAME REGULAR SEASON STATISTICS (BUCCANEERS)

DATE	OPPONENT	P/S	TACKLES						INTERCEPTIONS				O. FUMB			ST			MISC		W/L	SCORE				
			TK	S	A	SK	YDS	TFL	YDS	QBH	NO	YDS	LG	TD	PD	FF	FR	YDS	TK	S			A	FF	FR	S
09/09	at Saints																								W	48-40
09/16	Eagles																								W	27-21
09/24	Steelers																							L	27-30	
09/30	at Bears																							L	10-48	
10/14	at Falcons																							L	29-34	
10/21	Browns																							W	26-23+	
10/28	at Bengals																							L	34-37	
11/04	at Panthers																							L	28-42	
11/11	Washington																							L	3-16	
11/18	at Giants																							L	35-38	
11/25	49ers																							W	27-9	
12/02	Panthers																							W	24-17	
12/09	Saints																							L	14-28	
12/16	at Ravens																							L	12-20	
12/23	at Cowboys																							L	20-27	
12/30	Falcons																							L	32-34	
2018 TOTALS			0	0	0	0	0	0	0	0	0	0	0	0	0	0	0	0	0	0	0	0	0	0	0	5-11

+ - Overtime

2019 GAME-BY-GAME REGULAR SEASON STATISTICS (CHIEFS)

DATE	OPPONENT	P/S	TACKLES						INTERCEPTIONS				O. FUMB			ST			MISC		W/L	SCORE				
			TK	S	A	SK	YDS	TFL	YDS	QBH	NO	YDS	LG	TD	PD	FF	FR	YDS	TK	S			A	FF	FR	S
09/08	at Jaguars																								W	40-26
09/15	at Raiders																								W	28-10
09/22	Ravens																							W	33-28	
09/29	at Lions																							W	34-30	
10/06	Colts																							L	13-19	
10/13	Texans																							L	24-31	
10/17	at Broncos																							W	30-6	
10/27	Packers																							L	24-31	
11/03	Vikings																							W	26-23	
11/10	at Titans																							L	32-35	
11/18	at Chargers																							W	24-17	
12/01	Raiders																							W	40-9	
12/08	at Patriots																							W	23-16	
12/15	Broncos																							W	23-3	
12/22	at Bears																							W	26-3	
12/29	Chargers																							W	31-21	
2019 TOTALS			0	0	0	0	0	0	0	0	0	0	0	0	0	0	0	0	0	0	0	0	0	0	0	12-4

2019 GAME-BY-GAME POSTSEASON STATISTICS (CHIEFS)

DATE	OPPONENT	P/S	TACKLES						INTERCEPTIONS				O. FUMB			ST			MISC		W/L	SCORE				
			TK	S	A	SK	YDS	TFL	YDS	QBH	NO	YDS	LG	TD	PD	FF	FR	YDS	TK	S			A	FF	FR	S
01/12	Texans																								W	51-31
01/19	Titans																								W	35-24
02/02	49ers																								W	31-20
2019 TOTALS			0	0	0	0	0	0	0	0	0	0	0	0	0	0	0	0	0	0	0	0	0	0	0	3-0



L'JARIUS SNEED

CORNERBACK #38
LA TECH

ROOKIE

HEIGHT: 6'1"
WEIGHT: 193
DRAFTED: D4-20
BIRTHDAY: 1/21/97



- 👁️ Rookie cornerback enters his first season with the Chiefs in 2020.
- 👁️ Originally entered the NFL as a fourth-round pick (138th overall) by the Chiefs in the 2020 NFL Draft.

Transactions:

Originally entered the NFL as a fourth-round pick (138th overall) by the Kansas City Chiefs in the 2020 NFL Draft.

COLLEGE

Appeared in 51 games at LA Tech tallying 179 tackles (128 solo), 6.0 tackles for loss, 2.5 sacks, eight interceptions and 28 passes defended in four seasons (2016-19) ... Moved to safety for his senior season and started all 13 games where he totaled a team-high 73 tackles (43 solo) to go with 3.5 tackles for loss, and three interceptions including one pick-six ... Earned All-Conference-USA Second Team Honors ... As a junior, saw action in all 13 games, including making 12 starts on the season recording 59 total tackles (44 solo, 15 assists), eight pass break-ups and three interceptions returned for 43 yards.

PERSONAL

- 👁️ Graduated from Minden High School in 2016.
- 👁️ Was a two-way player that helped lead the team to a 9-3 record his senior year, advancing to the second round of the LHSAA 4A state playoffs before falling to Franklinton High School, 35-34.
- 👁️ Received first team all-district honors his junior and senior years with all-area honors his senior season.
- 👁️ As a safety his junior year, registered seven interceptions returned for 252 yards and four touchdowns.
- 👁️ Hometown: Minden, La.



DANIEL SORENSEN

SAFETY #49
BYU



7TH YEAR IN THE NFL

7TH YEAR WITH THE CHIEFS

HEIGHT: 6'2"
WEIGHT: 208
DRAFTED: CFA-14
BIRTHDAY: 5/3/90

- Seventh-year safety enters his seventh season with Kansas City in 2020.
- After only starting in one game from 2014-16, Sorensen stepped into the starting safety position during the 2017 season after S Eric Berry suffered a season-ending Achilles injury in the season opener. Sorensen would go on to start the remaining 14 games he played in and tallied career-highs in tackles (88), sacks (1.5), tackles for loss (5) and quarterback pressures (7).
- Spent six weeks on the club's practice squad in 2014.

Career Highlights:

- Recorded first-career postseason forced fumble vs. the Houston Texans (1/12/20).
- Earned first forced fumble recovery of 2018 season, third career, in Week 13 at Oakland (12/1/18).

- Led the defense with a team- and career-high 88 tackles for the 2017 season.
- Recorded first career touchdown on a 48-yard interception for return during the Chiefs Week 7 win over the New Orleans Saints (10/23/16).
- Blocked a field goal against Cleveland in Week 16 of the 2015 season.

Transactions:

Re-signed by Kansas City (3/13/17) ... Re-signed by Kansas City (4/18/16) ... Signed to Kansas City's active roster from the practice squad (11/1/14) ... Signed to Kansas City's practice squad (9/11/14) ... Released by Kansas City (9/9/14) ... Originally entered the NFL as an undrafted free agent with Kansas City in 2014.

COLLEGE

Four-year letterwinner at BYU ... Played in 51 games, recording 211 tackles (122 solo), 1.0 sack (-9 yards), eight interceptions returned for 81 yards and one touchdown, a school-record 23 passes defended, two forced fumbles and two fumble recoveries ... Named a team captain and earned first-team Phil Steele All-Independent honors as a senior.

PERSONAL

- Prepped at Colton High School where he earned first-team all-conference honors playing both defense and offense.
- Also served as the team's punter at Colton and had 17 punts, averaging 47.78 yards per punt his senior year to earn him first-team all-league.
- Missed the 2009-10 collegiate seasons when he served in the Costa Rica San Jose Mission.
- Majored in business.
- Older brother, Brad Sorensen, played QB at Southern Utah and was drafted in the seventh-round by the San Diego Chargers in the 2013 NFL Draft.
- Hometown: Colton, Calif.

DANIEL SORENSEN'S NFL REGULAR SEASON DEFENSIVE STATISTICS

DATE	TEAM	GP	GS	TACKLES							INTERCEPTIONS					O. FUMB			ST				MISC			
				TK	S	A	TFL	YDS	SK	YDS	QBH	NO	YDS	LG	TD	PD	FF	FR	YDS	TK	S	A	FF	FR	S	A
2014	Chiefs	9	0	0	0	0	0	0.0	0.0	0	0	0	0	0	0	0	0	0	0	7	6	1	0	0	0	0
2015	Chiefs	16	0	16	14	2	1	7	1.0	7.0	2	0	0	0	2	0	0	0	0	7	6	1	0	0	0	0
2016	Chiefs	16	1	54	47	7	4	13	1.0	8.0	3	3	48	48t	1	6	2	2	56	9	8	1	0	1	0	0
2017	Chiefs	15	14	88	66	22	5	18	1.5	14.0	7	1	3	3	0	6	0	0	0	1	1	0	0	0	0	0
2018	Chiefs	7	4	26	14	12	0	0	0.0	0.0	1	1	54	54t	1	2	0	1	0	0	0	0	0	0	0	0
2019	Chiefs	16	3	52	39	13	1	7	0.0	0.0	2	2	6	6	0	4	0	0	0	5	5	0	0	0	0	0
NFL TOTALS		79	22	236	180	56	11	45	3.5	29.0	15	7	111	54t	2	20	2	3	56	29	26	3	0	1	0	0

DANIEL SORENSEN'S NFL POSTSEASON DEFENSIVE STATISTICS

DATE	TEAM	GP	GS	TACKLES								INTERCEPTIONS					O. FUMB			ST				MISC		
				TK	S	A	TFL	YDS	SK	YDS	QBH	NO	YDS	LG	TD	PD	FF	FR	YDS	TK	S	A	FF	FR	S	A
2015	Chiefs	2	0	1	0	1	0	0	0.0	0.0	0	0	0	0	0	0	0	0	0	0	0	0	0	0	0	0
2016	Chiefs	1	1	2	1	1	0	0	0.0	0.0	0	0	0	0	0	0	0	0	0	0	0	0	0	0	0	
2017	Chiefs	1	1	3	2	1	0	0	0.0	0.0	0	0	0	0	0	0	0	0	0	0	0	0	0	0	0	
2018	Chiefs	2	2	17	12	5	0	0	0.0	0.0	0	1	24	24	0	1	0	0	0	0	0	0	0	0	0	
2019	Chiefs	3	3	22	14	8	1	6	0.0	0.0	0	0	0	0	1	0	0	0	1	1	0	1	0	0	0	
NFL TOTALS		9	7	45	29	16	1	6	0.0	0.0	0	1	24	24	0	2	0	0	0	1	1	0	1	0	0	

SINGLE-GAME HIGHS: DEFENSIVE

Total Tackles	11 at New York Jets, Dec 03, 2017 9 at Tennessee Titans, Nov 10, 2019 9 at Oakland Raiders, Oct 19, 2017 8 at Los Angeles Chargers, Nov 18, 2019 8 at Seattle Seahawks, Dec 23, 2018 ...2 more at 8.	Tackles For Loss	2 at Oakland Raiders, Oct 19, 2017 1 vs. Minnesota Vikings, Nov 03, 2019 1 vs. Los Angeles Chargers, Dec 16, 2017 1 vs. Buffalo Bills, Nov 26, 2017 ...6 more at 1.
Sacks	1.0 vs. Buffalo Bills, Nov 26, 2017 1.0 vs. New Orleans Saints, Oct 23, 2016 1.0 at Oakland Raiders, Dec 06, 2015 0.5 at Houston Texans, Oct 08, 2017	Interceptions	1 vs. Los Angeles Chargers, Dec 29, 2019 1 at Los Angeles Chargers, Nov 18, 2019 1 vs. Oakland Raiders, Dec 30, 2018 ...4 more at 1.
Passes Defensed	2 vs. Miami Dolphins, Dec 24, 2017 2 at San Diego Chargers, Jan 01, 2017 2 vs. New York Jets, Sep 25, 2016 1 vs. Los Angeles Chargers, Dec 29, 2019 ...13 more at 1.	Interception Return Yards	54 vs. Oakland Raiders, Dec 30, 2018 48 vs. New Orleans Saints, Oct 23, 2016 6 vs. Los Angeles Chargers, Dec 29, 2019 3 at New York Giants, Nov 19, 2017 2 at Detroit Lions, Sep 29, 2019 2 at San Diego Chargers, Jan 01, 2017 2 vs. Oakland Raiders, Dec 08, 2016 ...2 more at 2.
Forced Fumbles	1 vs. Denver Broncos, Dec 25, 2016 1 at Indianapolis Colts, Oct 30, 2016	Special Teams Tackles	
Fumble Recoveries	1 at Oakland Raiders, Dec 02, 2018 1 vs. Denver Broncos, Dec 25, 2016 1 vs. Tennessee Titans, Dec 18, 2016	Special Teams Fumble Recoveries	1 vs. Denver Broncos, Dec 25, 2016

SINGLE-GAME HIGHS - POSTSEASON: DEFENSIVE

Total Tackles	14 vs. New England Patriots, Jan 20, 2019 8 vs. Tennessee Titans, Jan 19, 2020 8 vs. Houston Texans, Jan 12, 2020 6 vs. San Francisco 49ers, Feb 02, 2020 3 vs. Indianapolis Colts, Jan 12, 2019 ...1 more at 3.	Interception Return Yards	24 vs. New England Patriots, Jan 20, 2019
Passes Defensed	1 vs. Tennessee Titans, Jan 19, 2020 1 vs. New England Patriots, Jan 20, 2019	Special Teams Tackles	1 vs. Houston Texans, Jan 12, 2020
Tackles For Loss	1 vs. Tennessee Titans, Jan 19, 2020	Special Teams Forced Fumbles	1 vs. Houston Texans, Jan 12, 2020
Interceptions	1 vs. New England Patriots, Jan 20, 2019		

2014 GAME-BY-GAME REGULAR SEASON STATISTICS (CHIEFS)

DATE	OPPONENT	P/S	TACKLES								INTERCEPTIONS					O. FUMB			ST				MISC		W/L	SCORE	
			TK	S	A	SK	YDS	TFL	YDS	QBH	NO	YDS	LG	TD	PD	FF	FR	YDS	TK	S	A	FF	FR	S			A
09/07	Titans	P	0	0	0	0.0	0.0	0	0	0	0	0	0	0	0	0	0	0	0	0	0	0	0	0	0	L	10-26
09/14	at Broncos		PRACTICE SQUAD																				L	17-24			
09/29	Patriots		PRACTICE SQUAD																				W	41-14			
10/05	at 49ers		PRACTICE SQUAD																				L	17-22			
10/19	at Chargers		PRACTICE SQUAD																				W	23-20			
10/26	Rams		PRACTICE SQUAD																				W	34-7			
11/02	Jets	P	0	0	0	0.0	0.0	0	0	0	0	0	0	0	0	0	0	0	0	0	0	0	0	0	W	24-10	
11/09	at Bills		INACTIVE																				W	17-13			
11/16	Seahawks	P	0	0	0	0.0	0.0	0	0	0	0	0	0	0	0	0	0	0	0	0	0	0	0	0	W	24-20	
11/20	at Raiders	P	0	0	0	0.0	0.0	0	0	0	0	0	0	0	0	0	0	0	0	0	0	0	0	0	L	20-24	
11/30	Broncos	P	0	0	0	0.0	0.0	0	0	0	0	0	0	0	0	0	0	1	1	0	0	0	0	0	L	16-29	
12/07	at Cardinals	P	0	0	0	0.0	0.0	0	0	0	0	0	0	0	0	0	0	1	1	0	0	0	0	0	L	14-17	
12/14	Raiders	P	0	0	0	0.0	0.0	0	0	0	0	0	0	0	0	0	0	1	1	0	0	0	0	0	W	31-13	
12/21	at Steelers	P	0	0	0	0.0	0.0	0	0	0	0	0	0	0	0	0	0	1	0	1	0	0	0	0	L	12-20	
12/28	Chargers	P	0	0	0	0.0	0.0	0	0	0	0	0	0	0	0	0	0	2	2	0	0	0	0	0	W	19-7	
2014 TOTALS		9-0	0	0	0	0.0	0.0	0	0	0	0	0	0	0	0	0	0	7	6	1	0	0	0	0	0	8-7	

2015 GAME-BY-GAME REGULAR SEASON STATISTICS (CHIEFS)

DATE	OPPONENT	P/S	TACKLES						INTERCEPTIONS				O. FUMB			ST				MISC		W/L	SCORE			
			TK	S	A	SK	YDS	TFL	YDS	QBH	NO	YDS	LG	TD	PD	FF	FR	YDS	TK	S	A			FF	FR	S
09/13	at Texans	P	0	0	0	0.0	0.0	0	0	0	0	0	0	0	0	0	0	0	0	0	0	0	0	0	W	27-20
09/17	Broncos	P	0	0	0	0.0	0.0	0	0	0	0	0	0	0	0	0	0	0	0	0	0	0	0	0	L	24-31
09/28	at Packers	P	0	0	0	0.0	0.0	0	0	0	0	0	0	0	0	0	0	0	0	0	0	0	0	0	W	28-38
10/04	at Bengals	P	0	0	0	0.0	0.0	0	0	0	0	0	0	0	0	0	0	1	1	0	0	0	0	0	L	21-36
10/11	Bears	P	0	0	0	0.0	0.0	0	0	0	0	0	0	0	0	0	0	0	0	0	0	0	0	0	L	17-18
10/18	at Vikings	P	0	0	0	0.0	0.0	0	0	0	0	0	0	0	0	0	0	0	0	0	0	0	0	0	L	10-16
10/25	Steelers	P	0	0	0	0.0	0.0	0	0	0	0	0	0	0	0	0	0	1	1	0	0	0	0	0	W	23-13
11/01	Lions	P	0	0	0	0.0	0.0	0	0	0	0	0	0	0	0	0	0	1	1	0	0	0	0	0	W	45-10
11/15	at Broncos	P	3	3	0	0.0	0.0	0	0	0	0	0	0	0	0	1	0	0	0	0	0	0	0	0	W	29-13
11/22	at Chargers	P	0	0	0	0.0	0.0	0	0	0	0	0	0	0	0	0	0	0	0	0	0	0	0	0	W	33-3
11/29	Bills	P	0	0	0	0.0	0.0	0	0	0	0	0	0	0	0	0	0	2	1	1	0	0	0	0	W	30-22
12/06	at Raiders	P	4	3	1	1.0	7.0	1	7	1	0	0	0	0	0	0	0	1	1	0	0	0	0	0	W	34-20
12/13	Chargers	P	3	3	0	0.0	0.0	0	0	0	0	0	0	0	0	0	0	0	0	0	0	0	0	0	W	10-3
12/20	at Ravens	P	3	3	0	0.0	0.0	0	0	0	0	0	0	0	1	0	0	0	0	0	0	0	0	0	W	34-14
12/27	Browns	P	1	1	0	0.0	0.0	0	0	0	0	0	0	0	0	0	0	1	1	0	0	0	0	0	W	17-13
01/03	Raiders	P	2	1	1	0.0	0.0	0	0	1	0	0	0	0	0	0	0	0	0	0	0	0	0	0	W	23-17
2015 TOTALS		16-0	16	14	2	1.0	7.0	1	7	2	0	0	0	0	2	0	0	0	7	6	1	0	0	0	11-5	

2016 GAME-BY-GAME REGULAR SEASON STATISTICS (CHIEFS)

DATE	OPPONENT	P/S	TACKLES						INTERCEPTIONS				O. FUMB			ST				MISC		W/L	SCORE			
			TK	S	A	SK	YDS	TFL	YDS	QBH	NO	YDS	LG	TD	PD	FF	FR	YDS	TK	S	A			FF	FR	S
09/11	Chargers	P	0	0	0	0.0	0.0	0	0	1	0	0	0	0	0	0	0	0	0	0	0	0	0	0	W	33-27+
09/18	at Texans	P	2	2	0	0.0	0.0	0	0	0	0	0	0	0	0	0	0	1	1	0	0	0	0	0	L	12-19
09/25	Jets	P	2	2	0	0.0	0.0	0	0	0	1	0	0	0	2	0	0	0	0	0	0	0	0	0	W	24-3
10/02	at Steelers	P	5	4	1	0.0	0.0	1	1	0	0	0	0	0	0	0	0	0	0	0	0	0	0	0	L	14-43
10/16	at Raiders	P	5	5	0	0.0	0.0	0	0	0	0	0	0	0	0	0	0	1	0	1	0	0	0	0	W	26-10
10/23	Saints	P	6	6	0	1.0	8.0	1	8	1	1	48	48	1	1	0	0	0	0	0	0	0	0	0	W	27-21
10/30	at Colts	P	7	7	0	0.0	0.0	1	2	0	0	0	0	0	0	1	0	0	0	0	0	0	0	0	W	30-14
11/06	Jaguars	P	4	3	1	0.0	0.0	0	0	0	0	0	0	0	0	0	0	1	1	0	0	0	0	0	W	19-14
11/13	at Panthers	P	1	0	1	0.0	0.0	0	0	1	0	0	0	0	0	0	0	0	0	0	0	0	0	0	W	20-17
11/20	Buccaneers	P	2	1	1	0.0	0.0	0	0	0	0	0	0	0	0	0	0	0	0	0	0	0	0	0	L	17-19
11/27	at Broncos	P	1	1	0	0.0	0.0	0	0	0	0	0	0	0	0	0	0	1	1	0	0	0	0	0	W	30-27+
12/04	at Falcons	S	5	4	1	0.0	0.0	0	0	0	0	0	0	0	1	0	0	0	0	0	0	0	0	0	W	29-28
12/08	Raiders	P	6	4	2	0.0	0.0	0	0	0	0	0	0	0	0	0	0	2	2	0	0	0	0	0	W	21-13
12/18	Titans	P	1	1	0	0.0	0.0	0	0	0	0	0	0	0	0	1	55	1	1	0	0	0	0	0	L	17-19
12/25	Broncos	P	3	3	0	0.0	0.0	1	2	0	0	0	0	0	0	1	1	1	0	0	0	1	0	0	W	33-10
01/01	at Chargers	P	4	4	0	0.0	0.0	0	0	0	1	0	0	0	2	0	0	0	2	2	0	0	0	0	W	37-27
2016 TOTALS		16-1	54	47	7	1.0	8.0	4	13	3	3	48	48	1	6	2	2	56	9	8	1	0	1	0	12-4	

+ - Overtime

2017 GAME-BY-GAME REGULAR SEASON STATISTICS (CHIEFS)

DATE	OPPONENT	P/S	TACKLES						INTERCEPTIONS				O. FUMB			ST				MISC		W/L	SCORE			
			TK	S	A	SK	YDS	TFL	YDS	QBH	NO	YDS	LG	TD	PD	FF	FR	YDS	TK	S	A			FF	FR	S
09/07	at Patriots	P	2	2	0	0.0	0.0	0	0	0	0	0	0	0	0	0	0	1	1	0	0	0	0	0	W	42-27
09/17	Eagles	S	6	6	0	0.0	0.0	0	0	3	0	0	0	0	0	0	0	0	0	0	0	0	0	0	W	27-20
09/24	at Chargers	S	8	6	2	0.0	0.0	0	0	0	0	0	0	0	1	0	0	0	0	0	0	0	0	0	W	24-10
10/02	Washington	S	1	1	0	0.0	0.0	0	0	0	0	0	0	0	0	0	0	0	0	0	0	0	0	0	W	29-20
10/08	at Texans	S	6	4	2	0.5	3.0	0	0	1	0	0	0	0	1	0	0	0	0	0	0	0	0	0	W	42-34
10/15	Steelers	S	8	4	4	0.0	0.0	1	4	0	0	0	0	0	0	0	0	0	0	0	0	0	0	0	L	13-19
10/19	at Raiders	S	9	6	3	0.0	0.0	2	1	0	0	0	0	0	1	0	0	0	0	0	0	0	0	0	L	30-31
10/30	Broncos	S	7	5	2	0.0	0.0	0	0	0	0	0	0	0	0	0	0	0	0	0	0	0	0	0	W	29-19
11/05	at Cowboys	S	6	4	2	0.0	0.0	0	0	0	0	0	0	0	0	0	0	0	0	0	0	0	0	0	L	17-28
11/19	at Giants	S	6	5	1	0.0	0.0	0	0	0	1	3	3	0	1	0	0	0	0	0	0	0	0	0	L	9-12+
11/26	Bills	S	7	7	0	1.0	11.0	1	11	2	0	0	0	0	0	0	0	0	0	0	0	0	0	0	L	10-16
12/03	at Jets	S	11	6	5	0.0	0.0	0	0	1	0	0	0	0	0	0	0	0	0	0	0	0	0	0	L	31-38
12/10	Raiders	S	2	2	0	0.0	0.0	0	0	0	0	0	0	0	0	0	0	0	0	0	0	0	0	0	W	26-15
12/16	Chargers	S	5	4	1	0.0	0.0	1	2	0	0	0	0	0	0	0	0	0	0	0	0	0	0	0	W	30-13
12/24	Dolphins	S	4	4	0	0.0	0.0	0	0	0	0	0	0	0	2	0	0	0	0	0	0	0	0	0	W	29-13
12/31	at Broncos										DID NOT PLAY														W	27-24
2017 TOTALS		15-14	88	66	22	1.5	14.0	5	18	7	1	3	3	0	6	0	0	0	1	1	0	0	0	0	10-6	

+ - Overtime

2018 GAME-BY-GAME REGULAR SEASON STATISTICS (CHIEFS)

DATE	OPPONENT	P/S	TACKLES							INTERCEPTIONS				O. FUMB			ST				MISC		W/L	SCORE		
			TK	S	A	SK	YDS	TFL	YDS	QBH	NO	YDS	LG	TD	PD	FF	FR	YDS	TK	S	A	FF			FR	S
09/09	at Chargers																								W	38-28
09/16	at Steelers																								W	42-37
09/23	49ers																								W	38-27
10/01	at Broncos																								W	27-23
10/07	Jaguars																								W	30-14
10/14	at Patriots																								L	40-43
10/21	Bengals																								W	45-10
10/28	Broncos																								W	30-23
11/04	at Browns																								W	37-21
11/11	Cardinals	P	6	2	4	0.0	0.0	0	0	0	0	0	0	0	0	0	0	0	0	0	0	0	0	0	W	26-14
11/19	at Rams	P	2	2	0	0.0	0.0	0	0	0	0	0	0	0	0	0	0	0	0	0	0	0	0	0	L	51-54
12/02	at Raiders	P	2	1	1	0.0	0.0	0	0	0	0	0	0	0	1	0	1	0	0	0	0	0	0	0	W	40-33
12/09	Ravens	S	3	1	2	0.0	0.0	0	0	0	0	0	0	0	0	0	0	0	0	0	0	0	0	0	W	27-24+
12/13	Chargers	S	3	3	0	0.0	0.0	0	0	0	0	0	0	0	0	0	0	0	0	0	0	0	0	0	L	28-29
12/23	at Seahawks	S	8	4	4	0.0	0.0	0	0	0	1	0	0	0	0	0	0	0	0	0	0	0	0	0	L	31-38
12/30	Raiders	S	2	1	1	0.0	0.0	0	0	0	0	1	54	54	1	1	0	0	0	0	0	0	0	0	W	35-3
2018 TOTALS		7-4	26	14	12	0.0	0.0	0	0	0	1	1	54	54	1	2	0	1	0	0	0	0	0	0	12-4	

+ - Overtime

2019 GAME-BY-GAME REGULAR SEASON STATISTICS (CHIEFS)

DATE	OPPONENT	P/S	TACKLES							INTERCEPTIONS				O. FUMB			ST				MISC		W/L	SCORE		
			TK	S	A	SK	YDS	TFL	YDS	QBH	NO	YDS	LG	TD	PD	FF	FR	YDS	TK	S	A	FF			FR	S
09/08	at Jaguars	P	0	0	0	0.0	0.0	0	0	0	0	0	0	0	0	0	0	0	0	0	0	0	0	0	W	40-26
09/15	at Raiders	P	0	0	0	0.0	0.0	0	0	0	0	0	0	0	0	0	0	0	0	0	0	0	0	0	W	28-10
09/22	Ravens	P	2	2	0	0.0	0.0	0	0	0	0	0	0	0	0	0	0	0	0	0	0	0	0	0	W	33-28
09/29	at Lions	P	2	2	0	0.0	0.0	0	0	0	0	0	0	0	0	1	0	0	0	0	0	0	0	0	W	34-30
10/06	Colts	P	2	1	1	0.0	0.0	0	0	0	0	0	0	0	0	0	0	0	0	0	0	0	0	0	L	13-19
10/13	Texans	P	3	2	1	0.0	0.0	0	0	0	0	0	0	0	0	0	0	0	0	0	0	0	0	0	L	24-31
10/17	at Broncos	P	2	1	1	0.0	0.0	0	0	0	0	0	0	0	0	0	0	0	0	0	0	0	0	0	W	30-6
10/27	Packers	P	3	3	0	0.0	0.0	0	0	0	0	0	0	0	0	0	0	0	0	0	0	0	0	0	L	24-31
11/03	Vikings	P	4	2	2	0.0	0.0	1	7	0	0	0	0	0	0	0	0	0	0	0	0	0	0	0	W	26-23
11/10	at Titans	P	9	5	4	0.0	0.0	0	0	0	0	0	0	0	0	0	0	0	0	0	0	0	0	0	L	32-35
11/18	at Chargers	P	8	6	2	0.0	0.0	0	0	0	1	0	0	0	0	1	0	0	0	0	0	0	0	0	W	24-17
12/01	Raiders	S	4	4	0	0.0	0.0	0	0	0	0	0	0	0	0	1	0	0	0	0	0	0	0	0	W	40-9
12/08	at Patriots	P	2	1	1	0.0	0.0	0	0	1	0	0	0	0	0	0	0	0	0	0	0	0	0	0	W	23-16
12/15	Broncos	P	2	2	0	0.0	0.0	0	0	0	0	0	0	0	0	0	0	0	0	0	0	0	0	0	W	23-3
12/22	at Bears	S	4	4	0	0.0	0.0	0	0	1	0	0	0	0	0	0	0	0	0	0	0	0	0	0	W	26-3
12/29	Chargers	S	5	4	1	0.0	0.0	0	0	0	1	6	6	0	1	0	0	0	0	0	0	0	0	0	W	31-21
2019 TOTALS		16-3	52	39	13	0.0	0.0	1	7	2	2	6	6	0	4	0	0	0	0	5	5	0	0	0	12-4	

2015 GAME-BY-GAME POSTSEASON STATISTICS (CHIEFS)

DATE	OPPONENT	P/S	TACKLES							INTERCEPTIONS				O. FUMB			ST				MISC		W/L	SCORE		
			TK	S	A	SK	YDS	TFL	YDS	QBH	NO	YDS	LG	TD	PD	FF	FR	YDS	TK	S	A	FF			FR	S
01/09	at Texans	P	0	0	0	0.0	0.0	0	0	0	0	0	0	0	0	0	0	0	0	0	0	0	0	0	W	30-0
01/16	at Patriots	P	1	0	1	0.0	0.0	0	0	0	0	0	0	0	0	0	0	0	0	0	0	0	0	0	L	20-27
2015 TOTALS		2-0	1	0	1	0.0	0.0	0	0	0	0	0	0	0	0	0	0	0	0	0	0	0	0	0	1-1	

2016 GAME-BY-GAME POSTSEASON STATISTICS (CHIEFS)

DATE	OPPONENT	P/S	TACKLES							INTERCEPTIONS				O. FUMB			ST				MISC		W/L	SCORE		
			TK	S	A	SK	YDS	TFL	YDS	QBH	NO	YDS	LG	TD	PD	FF	FR	YDS	TK	S	A	FF			FR	S
01/15	Steelers	S	2	1	1	0.0	0.0	0	0	0	0	0	0	0	0	0	0	0	0	0	0	0	0	0	L	16-18
2016 TOTALS		1-1	2	1	1	0.0	0.0	0	0	0	0	0	0	0	0	0	0	0	0	0	0	0	0	0	0-1	

2017 GAME-BY-GAME POSTSEASON STATISTICS (CHIEFS)

DATE	OPPONENT	P/S	TACKLES							INTERCEPTIONS				O. FUMB			ST				MISC		W/L	SCORE		
			TK	S	A	SK	YDS	TFL	YDS	QBH	NO	YDS	LG	TD	PD	FF	FR	YDS	TK	S	A	FF			FR	S
01/06	Titans	S	3	2	1	0.0	0.0	0	0	0	0	0	0	0	0	0	0	0	0	0	0	0	0	0	L	21-22
2017 TOTALS		1-1	3	2	1	0.0	0.0	0	0	0	0	0	0	0	0	0	0	0	0	0	0	0	0	0	0-1	

2018 GAME-BY-GAME POSTSEASON STATISTICS (CHIEFS)

DATE	OPPONENT	P/S	TACKLES							INTERCEPTIONS				O. FUMB			ST				MISC		W/L	SCORE			
			TK	S	A	SK	YDS	TFL	YDS	QBH	NO	YDS	LG	TD	PD	FF	FR	YDS	TK	S	A	FF			FR	S	A
01/12	Colts	S	3	1	2	0.0	0.0	0	0	0	0	0	0	0	0	0	0	0	0	0	0	0	0	0	W	31-13	
01/20	Patriots	S	14	11	3	0.0	0.0	0	0	0	1	24	24	0	1	0	0	0	0	0	0	0	0	0	0	L	31-37+
2018 TOTALS		2-2	17	12	5	0.0	0.0	0	0	0	1	24	24	0	1	0	0	0	0	0	0	0	0	0	1-1		

+ - Overtime


2019 GAME-BY-GAME POSTSEASON STATISTICS (CHIEFS)

DATE	OPPONENT	P/S	TACKLES							INTERCEPTIONS					O. FUMB			ST				MISC		W/L	SCORE	
			TK	S	A	SK	YDS	TFL	YDS	QBH	NO	YDS	LG	TD	PD	FF	FR	YDS	TK	S	A	FF	FR			S
01/12	Texans	S	8	4	4	0.0	0.0	0	0	0	0	0	0	0	0	0	0	1	1	0	1	0	0	0	W	51-31
01/19	Titans	S	8	6	2	0.0	0.0	1	6	0	0	0	0	1	0	0	0	0	0	0	0	0	0	0	W	35-24
02/02	49ers	S	6	4	2	0.0	0.0	0	0	0	0	0	0	0	0	0	0	0	0	0	0	0	0	0	W	31-20
2019 TOTALS		3-3	22	14	8	0.0	0.0	1	6	0	0	0	0	1	0	0	0	1	1	0	1	0	0	0	3-0	



BREELAND SPEAKS

DEFENSIVE END #57
MISSISSIPPI



3RD YEAR IN THE NFL

3RD YEAR WITH THE CHIEFS

HEIGHT: 6'3"
WEIGHT: 285
DRAFTED: D2-18
BIRTHDAY: 12/18/95

Third-year linebacker enters his third NFL season with the Chiefs in 2020.

The Chiefs traded their second-round pick (No. 54 overall) along with a third-round selection (No. 78) to the Bengals for the 46th overall pick and a fourth-round selection (No. 100 overall). Speaks was selected with the 46th overall pick in the second round of the 2018 NFL Draft.

Career Highlights:

Recorded first full career sack in Week 8 vs. Denver

(10/28/18).

Logged first NFL start in Week 6 vs. New England (10/13/18) where he recorded his first career sack and forced fumble. Also had six tackles (two solo).

Recorded first career fumble recovery in Week 5 vs. Jacksonville (10/7/18).

Transactions:

Originally entered the NFL as the Chiefs second round (46th overall) pick of the 2018 NFL Draft.

COLLEGE

Appeared in 37 games with Ole Miss recording 127 tackles (52 solo), 9.0 sacks (-44 yards), 15 tackles for loss (-77 yards) and two fumble recoveries ... Earned second team all-SEC honors from both the Associated Press and Phil Steele in 2017 ... Ranked second on the team in both tackles (67) and sacks (7.0) during 2017 season ... In 2016 tied for the team lead with eight QB hurries ... Helped Ole Miss rank top three among SEC teams in tackles for loss (8.1/game - 7th in NCAA), interceptions (15 - t23rd in NCAA) and takeaways (23 - t38th in NCAA) in 2015 ... Did not see action and was redshirted in 2014.

PERSONAL

Enjoyed a breakout senior season at Callaway High School where he was named first team All-State at defensive tackle and Metro Player of the Year by The Clarion-Ledger.

Posted 118 tackles, 26.5 tackles for loss, 9.0 sacks, 18 QB hurries, four forced fumbles, three blocked kicks, five pass breakups and an interception returned for a touchdown while helping Callaway win a school-record 14 games and reach the Class 5A state semifinals.

Chosen to play in the Alabama-Mississippi All-Star Game

Majored in criminal justice with an emphasis in corrections at Ole Miss.

Hometown: Jackson, Miss.

BREELAND SPEAKS' NFL REGULAR SEASON DEFENSIVE STATISTICS

DATE	TEAM	GP	GS	TACKLES							INTERCEPTIONS					O. FUMB			ST				MISC										
				TK	S	A	TFL	YDS	SK	YDS	QBH	NO	YDS	LG	TD	PD	FF	FR	YDS	TK	S	A	FF	FR	S	A							
2018	Chiefs	16	4	24	15	9	3	15	1.5	14.5	8	0	0	0	0	0	1	2	0	0	0	0	0	0	0	0	0	0	0	0	0	0	0
2019	Chiefs	0	0	0	0	0	0	0	0.0	0.0	0	0	0	0	0	0	0	0	0	0	0	0	0	0	0	0	0	0	0	0	0	0	
NFL TOTALS		16	4	24	15	9	3	15	1.5	14.5	8	0	0	0	0	0	1	2	0	0	0	0	0	0	0	0	0	0	0	0	0	0	

BREELAND SPEAKS' NFL POSTSEASON DEFENSIVE STATISTICS

DATE	TEAM	GP	GS	TACKLES							INTERCEPTIONS					O. FUMB			ST				MISC									
				TK	S	A	TFL	YDS	SK	YDS	QBH	NO	YDS	LG	TD	PD	FF	FR	YDS	TK	S	A	FF	FR	S	A						
2018	Chiefs	2	0	2	0	2	0	0	0.0	0.0	0	0	0	0	0	0	0	0	0	0	0	0	0	0	0	0	0	0	0	0	0	0
2019	Chiefs	0	0	0	0	0	0	0	0.0	0.0	0	0	0	0	0	0	0	0	0	0	0	0	0	0	0	0	0	0	0	0	0	0
NFL TOTALS		2	0	2	0	2	0	0	0.0	0.0	0	0	0	0	0	0	0	0	0	0	0	0	0	0	0	0	0	0	0	0	0	

SINGLE-GAME HIGHS: DEFENSIVE

Total Tackles 6 at New England Patriots, Oct 14, 2018
 4 at Cleveland Browns, Nov 04, 2018
 4 vs. Denver Broncos, Oct 28, 2018
 2 vs. Cincinnati Bengals, Oct 21, 2018
 2 at Denver Broncos, Oct 01, 2018
 ...1 more at 2.

Fumble Recoveries 1 vs. Denver Broncos, Oct 28, 2018
 1 vs. Jacksonville Jaguars, Oct 07, 2018

Tackles For Loss 2 at Cleveland Browns, Nov 04, 2018
 1 vs. Denver Broncos, Oct 28, 2018

Sacks 1.0 vs. Denver Broncos, Oct 28, 2018
 0.5 at New England Patriots, Oct 14, 2018

Forced Fumbles 1 at New England Patriots, Oct 14, 2018

SINGLE-GAME HIGHS - POSTSEASON: DEFENSIVE

Total Tackles 2 vs. New England Patriots, Jan 20, 2019

2018 GAME-BY-GAME REGULAR SEASON STATISTICS (CHIEFS)

DATE	OPPONENT	P/S	TACKLES							INTERCEPTIONS				O. FUMB			ST				MISC		W/L	SCORE		
			TK	S	A	SK	YDS	TFL	YDS	QBH	NO	YDS	LG	TD	PD	FF	FR	YDS	TK	S	A	FF			FR	S
09/09	at Chargers	P	0	0	0	0.0	0.0	0	0	0	0	0	0	0	0	0	0	0	0	0	0	0	0	0	W	38-28
09/16	at Steelers	P	0	0	0	0.0	0.0	0	0	0	0	0	0	0	0	0	0	0	0	0	0	0	0	0	W	42-37
09/23	49ers	P	2	1	1	0.0	0.0	0	0	0	0	0	0	0	0	0	0	0	0	0	0	0	0	0	W	38-27
10/01	at Broncos	P	2	2	0	0.0	0.0	0	0	0	0	0	0	0	0	0	0	0	0	0	0	0	0	0	W	27-23
10/07	Jaguars	P	1	1	0	0.0	0.0	0	0	3	0	0	0	0	0	1	0	0	0	0	0	0	0	0	W	30-14
10/14	at Patriots	S	6	1	5	0.5	3.5	0	0	0	0	0	0	0	0	1	0	0	0	0	0	0	0	0	L	40-43
10/21	Bengals	S	2	1	1	0.0	0.0	0	0	1	0	0	0	0	0	0	0	0	0	0	0	0	0	0	W	45-10
10/28	Broncos	S	4	3	1	1.0	11.0	1	11	2	0	0	0	0	0	0	1	0	0	0	0	0	0	0	W	30-23
11/04	at Browns	S	4	4	0	0.0	0.0	2	4	0	0	0	0	0	0	0	0	0	0	0	0	0	0	0	W	37-21
11/11	Cardinals	P	0	0	0	0.0	0.0	0	0	2	0	0	0	0	0	0	0	0	0	0	0	0	0	0	W	26-14
11/19	at Rams	P	1	1	0	0.0	0.0	0	0	0	0	0	0	0	0	0	0	0	0	0	0	0	0	0	L	51-54
12/02	at Raiders	P	1	1	0	0.0	0.0	0	0	0	0	0	0	0	0	0	0	0	0	0	0	0	0	0	W	40-33
12/09	Ravens	P	0	0	0	0.0	0.0	0	0	0	0	0	0	0	0	0	0	0	0	0	0	0	0	0	W	27-24+
12/13	Chargers	P	0	0	0	0.0	0.0	0	0	0	0	0	0	0	0	0	0	0	0	0	0	0	0	0	L	28-29
12/23	at Seahawks	P	0	0	0	0.0	0.0	0	0	0	0	0	0	0	0	0	0	0	0	0	0	0	0	0	L	31-38
12/30	Raiders	P	1	0	1	0.0	0.0	0	0	0	0	0	0	0	0	0	0	0	0	0	0	0	0	0	W	35-3
2018 TOTALS			16-4	24	15	9	1.5	14.5	3	15	8	0	0	0	0	0	1	2	0	0	0	0	0	0	0	12-4

+ - Overtime

2019 GAME-BY-GAME REGULAR SEASON STATISTICS (CHIEFS)

DATE	OPPONENT	P/S	TACKLES							INTERCEPTIONS				O. FUMB			ST				MISC		W/L	SCORE		
			TK	S	A	SK	YDS	TFL	YDS	QBH	NO	YDS	LG	TD	PD	FF	FR	YDS	TK	S	A	FF			FR	S
09/08	at Jaguars																								W	40-26
09/15	at Raiders																								W	28-10
09/22	Ravens																								W	33-28
09/29	at Lions																								W	34-30
10/06	Colts																								L	13-19
10/13	Texans																								L	24-31
10/17	at Broncos																								W	30-6
10/27	Packers																								L	24-31
11/03	Vikings																								W	26-23
11/10	at Titans																								L	32-35
11/18	at Chargers																								W	24-17
12/01	Raiders																								W	40-9
12/08	at Patriots																								W	23-16
12/15	Broncos																								W	23-3
12/22	at Bears																								W	26-3
12/29	Chargers																								W	31-21
2019 TOTALS			0	0	0	0.0	0.0	0	0	0	0	0	0	0	0	0	0	0	0	0	0	0	0	0	0	12-4

2018 GAME-BY-GAME POSTSEASON STATISTICS (CHIEFS)

DATE	OPPONENT	P/S	TACKLES							INTERCEPTIONS				O. FUMB			ST				MISC		W/L	SCORE			
			TK	S	A	SK	YDS	TFL	YDS	QBH	NO	YDS	LG	TD	PD	FF	FR	YDS	TK	S	A	FF			FR	S	A
01/12	Colts	P	0	0	0	0.0	0.0	0	0	0	0	0	0	0	0	0	0	0	0	0	0	0	0	0	0	W	31-13
01/20	Patriots	P	2	0	2	0.0	0.0	0	0	0	0	0	0	0	0	0	0	0	0	0	0	0	0	0	0	L	31-37+
2018 TOTALS			2-0	2	0	2	0.0	0.0	0	0	0	0	0	0	0	0	0	0	0	0	0	0	0	0	0	1-1	

+ - Overtime

2019 GAME-BY-GAME POSTSEASON STATISTICS (CHIEFS)

DATE	OPPONENT	P/S	TACKLES							INTERCEPTIONS				O. FUMB			ST				MISC		W/L	SCORE		
			TK	S	A	SK	YDS	TFL	YDS	QBH	NO	YDS	LG	TD	PD	FF	FR	YDS	TK	S	A	FF			FR	S
01/12	Texans																								W	51-31
01/19	Titans																								W	35-24
02/02	49ers																								W	31-20
2019 TOTALS			0	0	0	0.0	0.0	0	0	0	0	0	0	0	0	0	0	0	0	0	0	0	0	0	0	3-0



JORDAN TA'AMU

QUARTERBACK #9
MISSISSIPPI



1ST YEAR IN THE NFL

1ST YEAR WITH THE CHIEFS

HEIGHT: 6'3"
WEIGHT: 221
DRAFTED: FA-20
BIRTHDAY: 10/12/97

- First-year quarterback enters his first season with the Chiefs in 2020.
- Was the starting quarterback in the XFL during the inaugural 2020 season for the St. Louis BattleHawks. Appeared in all five games completing 97-of-134 passes (72.4%) for 1,050 yards, five touchdowns and a 101.3 passer rating. Added 217 rushing yards on 41 attempts and one rushing touchdown.

- Originally entered the NFL as an undrafted free agent with the Texans in 2019.

Transactions:

Signed by Kansas City (4/2/20) ... Released by Houston (8/31/19) ... Originally entered the NFL as an undrafted free agent with Houston in 2019.

COLLEGE

Played in 20 games over his two seasons (2017-18) at the University of Mississippi in Oxford, Miss., totaling 5,600 yards and 30 touchdowns through the air and 507 yards and 10 touchdowns on the ground ... Recorded four 400-yard passing games over his career with the Rebels, breaking the school record and tying the school record for 300-yard passing games with 12 ... His 5,600 passing yards ranked sixth in school history ... Played one season (2016) at New Mexico Military Institute in Roswell, N.M. before transferring to Mississippi ... Played in all 12 games of his senior season, throwing for 3,918 yards and 19 touchdowns, adding 342 yards and six touchdowns rushing ... Broke single-season school records for yards per attempt (9.37), 300-yard passing games (9) and 400-yard passing games (3) ... Finished the season with six-straight 300-yard performances.

PERSONAL

- Attended Pearl City (Hawaii) High School, where he was named All-State and Division 2 Offensive Player of the Year after throwing for 1,779 yards and 29 touchdowns with only four interceptions
- Led Pearl City to the Hawaii D2 title games in 2013 and 2014
- Majored in criminal justice with an emphasis in law enforcement at Ole Miss
- Full name is Jordan Taalolo Ta'amu-Perifanos
- Last name pronunciation: tah-AH-moo
- Hometown: Pearl City, Hawaii

2019 GAME-BY-GAME REGULAR SEASON STATISTICS (TEXANS)

DATE	OPPONENT	P/S	PASSING											RUSHING				SCORE			
			ATT	CMP	YDS	PCT	Y/A	Y/C	TD	INT	LG	SK/YD	RATE	ATT	YDS	LG	TD		W/L		
09/09	at Saints																			L	28-30
09/15	Jaguars																			W	13-12
09/22	at Chargers																			W	27-20
09/29	Panthers																			L	10-16
10/06	Falcons																			W	53-32
10/13	at Chiefs																			W	31-24
10/20	at Colts																			L	23-30
10/27	Raiders																			W	27-24
11/03	at Jaguars																			W	26-3
11/17	at Ravens																			L	7-41
11/21	Colts																			W	20-17
12/01	Patriots																			W	28-22
12/08	Broncos																			L	24-38
12/15	at Titans																			W	24-21
12/21	at Buccaneers																			W	23-20
12/29	Titans																			L	14-35
2019 TOTALS		0-0	0	0	0	0.0	0.0	0.0	0	0	0	0	0/0	0.0	0	0	0	0	0	10-6	



DARWIN THOMPSON

RUNNING BACK #34
UTAH STATE



2ND YEAR IN THE NFL

2ND YEAR WITH THE CHIEFS

HEIGHT: 5'8"
WEIGHT: 200
DRAFTED: D6B-19
BIRTHDAY: 12/2/97

Second year running back enters his second NFL season with the Chiefs in 2020.

In the game vs. Oakland (12/1/19), Thompson scored his first-career touchdown on a three-yard run. He finished the game with a career-high 44 rushing yards on a career-high 11 attempts.

Selected as the second of two sixth-round picks by

the Kansas City Chiefs in the 2019 NFL Draft.

Transactions:

Originally entered the NFL as the second of two sixth-round picks (214th overall) in the 2019 NFL Draft by the Kansas City Chiefs.

COLLEGE

Played one season at Utah State appearing in 13 games (nine starts) carrying the ball 153 times for 1,044 yards and 14 touchdowns, while catching 23 passes for 351 yards and two touchdowns ... Ranks fourth all-time at Utah State for a single season with his 16 total touchdowns and tied for sixth all-time with his 14 rushing touchdowns ... Is also fourth all-time in both single-season and career rushing average at 6.8 yards per carry and is tied for ninth in single-season scoring with 96 points ... Is just the 18th player in school history to rush for 1,000 yards in a single-season (1,044), and the first since 2013, and the 32nd to record 1,000 rushing yards in a career ... Ranks tied for 16th all-time in school history in single-season rushing yards and 32nd in career rushing yards ... Attended junior college at Northeastern Oklahoma A&M College in Miami, Okla., where he is the second-leading rusher in history with 2,420 career yards and 17 touchdowns on 336 attempts.

PERSONAL

Attended Jenks (Okla.) High School where he rushed for 942 yards on 152 carries and 10 touchdowns.

Earned honorable mention all-metro honors from the Tulsa World at running back as a prep senior.

Helped the Trojans capture the Class 6A-I state championship with a 21-14 victory over Union HS as he had 13 carries for 144 yards, including a 51-yarder in the second quarter that set up his team's go-ahead touchdown.

His uncle, David Thompson, was a running back at Oklahoma State and played in the NFL with the St. Louis Rams from 1997-99.

Hometown: Tulsa, Okla.

DARWIN THOMPSON'S NFL REGULAR SEASON RUSHING/RECEIVING STATISTICS

DATE	TEAM	RUSHING								RECEIVING				
		GP	GS	NO.	YDS.	AVG.	LG	TD	NO.	YDS	AVG	LG	TD	
2019	Chiefs	12	0	37	128	3.5	12	1	9	43	4.8	19	0	
NFL TOTALS		12	0	37	128	3.5	12	1	9	43	4.8	19	0	

DARWIN THOMPSON'S NFL POSTSEASON RUSHING/RECEIVING STATISTICS

DATE	TEAM	RUSHING								RECEIVING				
		GP	GS	NO.	YDS.	AVG.	LG	TD	NO.	YDS	AVG	LG	TD	
2019	Chiefs	3	0	2	7	3.5	7	0	0	0	0.0	0	0	
NFL TOTALS		3	0	2	7	3.5	7	0	0	0	0.0	0	0	

DARWIN THOMPSON'S NFL REGULAR SEASON RETURN STATISTICS

DATE	TEAM	KICKOFF RETURNS					PUNT RETURNS					
		RET.	YDS.	AVG.	LG	TD	NO.	FC	YDS	AVG	LG	TD
2019	Chiefs	1	27	27.0	27	0	0	0	0	0.0	0	0
NFL TOTALS		1	27	27.0	27	0	0	0	0	0.0	0	0

DARWIN THOMPSON'S NFL POSTSEASON RETURN STATISTICS

DATE	TEAM	KICKOFF RETURNS					PUNT RETURNS					
		RET.	YDS.	AVG.	LG	TD	NO.	FC	YDS	AVG	LG	TD
2019	Chiefs	0	0	0.0	0	0	0	0	0	0.0	0	0
NFL TOTALS		0	0	0.0	0	0	0	0	0	0.0	0	0

SINGLE-GAME HIGHS: RUSHING/RECEIVING

Rush Attempts	11 vs. Oakland Raiders, Dec 01, 2019 8 vs. Denver Broncos, Dec 15, 2019 5 at Chicago Bears, Dec 22, 2019 4 vs. Los Angeles Chargers, Dec 29, 2019 4 at New England Patriots, Dec 08, 2019	All-purpose yards	44 vs. Oakland Raiders, Dec 01, 2019 43 at New England Patriots, Dec 08, 2019 39 vs. Denver Broncos, Dec 15, 2019 26 vs. Green Bay Packers, Oct 27, 2019 14 at Chicago Bears, Dec 22, 2019
Rushing Yards	44 vs. Oakland Raiders, Dec 01, 2019 38 vs. Denver Broncos, Dec 15, 2019 17 vs. Los Angeles Chargers, Dec 29, 2019 14 at Chicago Bears, Dec 22, 2019 8 vs. Baltimore Ravens, Sep 22, 2019	Kickoff Returns	1 vs. Green Bay Packers, Oct 27, 2019
Longest Runs	12 vs. Denver Broncos, Dec 15, 2019 12 vs. Denver Broncos, Dec 15, 2019 9 vs. Oakland Raiders, Dec 01, 2019 8 at Chicago Bears, Dec 22, 2019 8 vs. Oakland Raiders, Dec 01, 2019 ...1 more at 8.	Kickoff Return Yards	27 vs. Green Bay Packers, Oct 27, 2019
Rushing TDs	1 vs. Oakland Raiders, Dec 01, 2019	Longest Kickoff Return	27 vs. Green Bay Packers, Oct 27, 2019
Receptions	4 at New England Patriots, Dec 08, 2019 1 vs. Los Angeles Chargers, Dec 29, 2019 1 vs. Denver Broncos, Dec 15, 2019 1 at Tennessee Titans, Nov 10, 2019 ...2 more at 1.	Special Teams Tackles	1 vs. Los Angeles Chargers, Dec 29, 2019
Receiving Yards	36 at New England Patriots, Dec 08, 2019 8 at Tennessee Titans, Nov 10, 2019 3 at Jacksonville Jaguars, Sep 08, 2019 1 vs. Denver Broncos, Dec 15, 2019	Most TDs	1 vs. Oakland Raiders, Dec 01, 2019
Longest Receptions	19 at New England Patriots, Dec 08, 2019 8 at Tennessee Titans, Nov 10, 2019 7 at New England Patriots, Dec 08, 2019 7 at New England Patriots, Dec 08, 2019 3 at New England Patriots, Dec 08, 2019 ...1 more at 3.		

SINGLE-GAME HIGHS - POSTSEASON: RUSHING/RECEIVING

Rush Attempts	1 vs. San Francisco 49ers, Feb 02, 2020	Longest Runs	7 vs. Tennessee Titans, Jan 19, 2020
Rushing Yards	1 vs. Tennessee Titans, Jan 19, 2020 7 vs. Tennessee Titans, Jan 19, 2020	All-purpose yards	18 vs. Houston Texans, Jan 12, 2020 7 vs. Tennessee Titans, Jan 19, 2020

2019 GAME-BY-GAME REGULAR SEASON STATISTICS (CHIEFS)

DATE	OPPONENT	P/S	RUSHING					RECEIVING					W/L	SCORE
			NO	YDS	AVG	LG	TD	NO	YDS	AVG	LG	TD		
09/08	at Jaguars	P	0	0	0.0	0	0	1	3	3.0	3	0	W	40-26
09/15	at Raiders	P	1	1	1.0	1	0	0	0	0.0	0	0	W	28-10
09/22	Ravens	P	3	8	2.7	8	0	0	0	0.0	0	0	W	33-28
09/29	at Lions	P	0	0	0.0	0	0	0	0	0.0	0	0	W	34-30
10/06	Colts												L	13-19
10/13	Texans	P	0	0	0.0	0	0	0	0	0.0	0	0	L	24-31
10/17	at Broncos												W	30-6
10/27	Packers	P	0	0	0.0	0	0	1	-1	-1.0	-1	0	L	24-31
11/03	Vikings												W	26-23
11/10	at Titans	P	1	-1	-1.0	-1	0	1	8	8.0	8	0	L	32-35
11/18	at Chargers												W	24-17
12/01	Raiders	P	11	44	4.0	9	1	0	0	0.0	0	0	W	40-9
12/08	at Patriots	P	4	7	1.8	4	0	4	36	9.0	19	0	W	23-16
12/15	Broncos	P	8	38	4.8	12	0	1	1	1.0	1	0	W	23-3
12/22	at Bears	P	5	14	2.8	8	0	0	0	0.0	0	0	W	26-3
12/29	Chargers	P	4	17	4.3	6	0	1	-4	-4.0	-4	0	W	31-21
2019 TOTALS		12-0	37	128	3.5	12	1	9	43	4.8	19	0	12-4	

2019 GAME-BY-GAME POSTSEASON STATISTICS (CHIEFS)

DATE	OPPONENT	P/S	RUSHING					RECEIVING					W/L	SCORE
			NO	YDS	AVG	LG	TD	NO	YDS	AVG	LG	TD		
01/12	Texans	P	0	0	0.0	0	0	0	0	0.0	0	0	W	51-31
01/19	Titans	P	1	7	7.0	7	0	0	0	0.0	0	0	W	35-24
02/02	49ers	P	1	0	0.0	0	0	0	0	0.0	0	0	W	31-20
2019 TOTALS		3-0	2	7	3.5	7	0	0	0	0.0	0	0	3-0	



TEDRIC THOMPSON

SAFETY #24
COLORADO



4TH YEAR IN THE NFL

1ST YEAR WITH THE CHIEFS

HEIGHT: 6'0"
WEIGHT: 204
DRAFTED: FA-20
BIRTHDAY: 1/20/95

- Fourth-year cornerback enters his first season with the Chiefs in 2020.
- Made first NFL start vs. L.A. Rams (10/7/18) and notched a career-high eight tackles and his first interception.
- Originally entered the NFL as a fourth-round pick

(111th overall) by the Seattle Seahawks in the 2017 NFL Draft.

Transactions:

Originally entered the NFL as a fourth-round pick (111th overall) by the Seattle Seahawks in the 2017 NFL Draft.

COLLEGE

Played in 43 games (37 starts) at Colorado ... Finished his collegiate career with 13 interceptions, tied for fifth on CU's all-time list as well as tied for the most over the last 23 seasons. He also concluded his career tied for sixth in pass deflections (34) and 38th in tackles with 246 (172 solo) ... As a senior, led the PAC-12 with 7 interceptions and finished third on the team in tackles with 75 (47 solo, three for losses); credited with 15 third down stops and three quarterback pressures ... He twice collected Pac-12 Defensive Player of the Week honors (Stanford, Utah games) ... As a junior, started all 13 games at strong safety, tying for third on the team in tackles with 80 (58 solo) and interceptions with three ... Started the first eight games of his sophomore season at strong safety until he was sidelined for the remainder of the year (concussion). Led the team in tackles at that point, finishing season fourth with 59 stops (45 solo, three for losses and another two for zero gains) ... He led the team with three interceptions (CU's only three of the season).

PERSONAL

- A three-time, first-team All-Foothill League performer at Valencia High.
- He was second-team All-State (MaxPreps) and All-CIF Southern Section (North Division) as a senior.
- A three-and-a-half year starter at safety, he recorded 170 career tackles, six interceptions and approximately 40 passes broken up.
- Hometown: Inglewood, Calif.

TEDRIC THOMPSON'S NFL REGULAR SEASON DEFENSIVE STATISTICS

DATE	TEAM	GP	GS	TACKLES							QBH	INTERCEPTIONS					O. FUMB			ST				MISC					
				TK	S	A	TFL	YDS	SK	YDS		NO	YDS	LG	TD	PD	FF	FR	YDS	TK	S	A	FF	FR	S	A			
2017	Seahawks	9	0	0	0	0	0	0	0	0.0	0.0	0	0	0	0	0	0	0	0	0	0	0	4	2	2	0	2	0	0
2018	Seahawks	14	10	52	38	14	0	0	0.0	0.0	0	1	0	0	0	3	0	0	0	0	0	0	5	3	2	1	0	0	0
2019	Seahawks	6	6	19	9	10	0	0	0.0	0.0	0	2	18	18	0	2	0	0	0	0	0	0	0	0	0	0	0	0	0
NFL TOTALS		29	16	71	47	24	0	0	0.0	0.0	0	3	18	18	0	5	0	0	0	0	0	9	5	4	1	2	0	0	

TEDRIC THOMPSON'S NFL POSTSEASON DEFENSIVE STATISTICS

DATE	TEAM	GP	GS	TACKLES							QBH	INTERCEPTIONS					O. FUMB			ST				MISC					
				TK	S	A	TFL	YDS	SK	YDS		NO	YDS	LG	TD	PD	FF	FR	YDS	TK	S	A	FF	FR	S	A			
2018	Seahawks	1	1	5	4	1	0	0	0.0	0.0	0	0	0	0	0	0	0	0	0	0	0	0	0	0	0	0	0	0	0
2019	Seahawks	0	0	0	0	0	0	0	0.0	0.0	0	0	0	0	0	0	0	0	0	0	0	0	0	0	0	0	0	0	0
NFL TOTALS		1	1	5	4	1	0	0	0.0	0.0	0	0	0	0	0	0	0	0	0	0	0	0	0	0	0	0	0	0	

SINGLE-GAME HIGHS: DEFENSIVE

Total Tackles	8 vs. Los Angeles Rams, Oct 07, 2018 7 at Cleveland Browns, Oct 13, 2019 6 at Carolina Panthers, Nov 25, 2018 5 at San Francisco 49ers, Dec 16, 2018 5 vs. Minnesota Vikings, Dec 10, 2018 ...2 more at 5.	Special Teams Tackles	2 at Detroit Lions, Oct 28, 2018 1 vs. Minnesota Vikings, Dec 10, 2018 1 at Carolina Panthers, Nov 25, 2018 1 vs. Green Bay Packers, Nov 15, 2018 ...4 more at 1.
Passes Defensed	1 at Cleveland Browns, Oct 13, 2019 1 vs. Los Angeles Rams, Oct 03, 2019 1 vs. Los Angeles Chargers, Nov 04, 2018 ...2 more at 1.	Special Teams Forced Fumbles	1 at Detroit Lions, Oct 28, 2018
Interceptions	1 at Cleveland Browns, Oct 13, 2019 1 vs. Los Angeles Rams, Oct 03, 2019 1 vs. Los Angeles Rams, Oct 07, 2018	Special Teams Fumble Recoveries	1 at Jacksonville Jaguars, Dec 10, 2017 1 vs. Atlanta Falcons, Nov 20, 2017
Interception Return Yards	18 at Cleveland Browns, Oct 13, 2019		

SINGLE-GAME HIGHS - POSTSEASON: DEFENSIVE

Total Tackles 5 at Dallas Cowboys, Jan 05, 2019

2017 GAME-BY-GAME REGULAR SEASON STATISTICS (SEAHAWKS)

DATE	OPPONENT	P/S	TACKLES							INTERCEPTIONS				O. FUMB			ST				MISC		W/L	SCORE		
			TK	S	A	SK	YDS	TFL	YDS	QBH	NO	YDS	LG	TD	PD	FF	FR	YDS	TK	S	A	FF			FR	S
09/10	at Packers																								L	9-17
09/17	49ers																								W	12-9
09/24	at Titans																								L	27-33
10/01	Colts																								W	46-18
10/08	at Rams																								W	16-10
10/22	at Giants																								W	24-7
10/29	Texans																								W	41-38
11/05	Washington	P	0	0	0	0.0	0.0	0	0	0	0	0	0	0	0	0	0	0	0	0	0	0	0	0	L	14-17
11/09	at Cardinals	P	0	0	0	0.0	0.0	0	0	0	0	0	0	0	0	0	0	0	0	0	0	0	0	0	W	22-16
11/20	Falcons	P	0	0	0	0.0	0.0	0	0	0	0	0	0	0	0	0	0	0	0	1	0	0	0	0	L	31-34
11/26	at 49ers	P	0	0	0	0.0	0.0	0	0	0	0	0	0	0	0	0	0	0	0	0	0	0	0	0	W	24-13
12/03	Eagles	P	0	0	0	0.0	0.0	0	0	0	0	0	0	0	0	0	0	0	0	1	1	0	0	0	W	24-10
12/10	at Jaguars	P	0	0	0	0.0	0.0	0	0	0	0	0	0	0	0	0	0	0	0	0	0	0	1	0	L	24-30
12/17	Rams	P	0	0	0	0.0	0.0	0	0	0	0	0	0	0	0	0	0	0	0	0	0	0	0	0	L	7-42
12/24	at Cowboys	P	0	0	0	0.0	0.0	0	0	0	0	0	0	0	0	0	0	0	0	1	0	1	0	0	W	21-12
12/31	Cardinals	P	0	0	0	0.0	0.0	0	0	0	0	0	0	0	0	0	0	0	0	0	0	0	0	0	L	24-26
2017 TOTALS		9-0	0	0	0	0.0	0.0	0	0	0	0	0	0	0	0	0	0	0	0	0	0	0	0	0	9-7	

2018 GAME-BY-GAME REGULAR SEASON STATISTICS (SEAHAWKS)

DATE	OPPONENT	P/S	TACKLES							INTERCEPTIONS				O. FUMB			ST				MISC		W/L	SCORE		
			TK	S	A	SK	YDS	TFL	YDS	QBH	NO	YDS	LG	TD	PD	FF	FR	YDS	TK	S	A	FF			FR	S
09/09	at Broncos	P	4	3	1	0.0	0.0	0	0	0	0	0	0	0	0	0	0	0	0	0	0	0	0	0	L	24-27
09/17	at Bears	P	0	0	0	0.0	0.0	0	0	0	0	0	0	0	0	0	0	0	0	0	0	0	0	0	L	17-24
09/23	Cowboys	P	1	1	0	0.0	0.0	0	0	0	0	0	0	0	0	0	0	0	0	0	0	0	0	0	W	24-13
09/30	at Cardinals	P	1	1	0	0.0	0.0	0	0	0	0	0	0	0	0	0	0	0	0	0	0	0	0	0	W	20-17
10/07	Rams	S	8	6	2	0.0	0.0	0	0	0	1	0	0	0	1	0	0	0	0	0	0	0	0	0	L	31-33
10/14	at Raiders	S	3	3	0	0.0	0.0	0	0	0	0	0	0	0	0	0	0	0	0	0	0	0	0	0	W	27-3
10/28	at Lions	S	4	3	1	0.0	0.0	0	0	0	0	0	0	0	1	0	0	0	2	1	1	1	0	0	W	28-14
11/04	Chargers	S	5	5	0	0.0	0.0	0	0	0	0	0	0	0	1	0	0	0	0	0	0	0	0	0	L	17-25
11/11	at Rams	S	5	3	2	0.0	0.0	0	0	0	0	0	0	0	0	0	0	0	0	0	0	0	0	0	L	31-36
11/15	Packers	S	1	0	1	0.0	0.0	0	0	0	0	0	0	0	0	0	0	0	1	1	0	0	0	0	W	27-24
11/25	at Panthers	S	6	3	3	0.0	0.0	0	0	0	0	0	0	0	0	0	0	0	1	1	0	0	0	0	W	30-27
12/02	49ers	S	4	2	2	0.0	0.0	0	0	0	0	0	0	0	0	0	0	0	0	0	0	0	0	0	W	43-16
12/10	Vikings	S	5	3	2	0.0	0.0	0	0	0	0	0	0	0	0	0	0	0	1	0	1	0	0	0	W	21-7
12/16	at 49ers	S	5	5	0	0.0	0.0	0	0	0	0	0	0	0	0	0	0	0	0	0	0	0	0	0	L	23-26+
12/23	Chiefs																								W	38-31
12/30	Cardinals																								W	27-24
2018 TOTALS		14-10	52	38	14	0.0	0.0	0	0	0	1	0	0	0	3	0	0	0	5	3	2	1	0	0	10-6	

+ - Overtime

2019 GAME-BY-GAME REGULAR SEASON STATISTICS (SEAHAWKS)

DATE	OPPONENT	P/S	TACKLES							INTERCEPTIONS				O. FUMB			ST				MISC		W/L	SCORE		
			TK	S	A	SK	YDS	TFL	YDS	QBH	NO	YDS	LG	TD	PD	FF	FR	YDS	TK	S	A	FF			FR	S
09/08	Bengals	S	3	1	2	0.0	0.0	0	0	0	0	0	0	0	0	0	0	0	0	0	0	0	0	0	W	21-20
09/15	at Steelers		INACTIVE																				W	28-26		
09/22	Saints		INACTIVE																				L	27-33		
09/29	at Cardinals	S	3	1	2	0.0	0.0	0	0	0	0	0	0	0	0	0	0	0	0	0	0	0	0	W	27-10	
10/03	Rams	S	3	2	1	0.0	0.0	0	0	0	1	0	0	0	1	0	0	0	0	0	0	0	0	W	30-29	
10/13	at Browns	S	7	3	4	0.0	0.0	0	0	0	1	18	18	0	1	0	0	0	0	0	0	0	0	W	32-28	
10/20	Ravens	S	2	2	0	0.0	0.0	0	0	0	0	0	0	0	0	0	0	0	0	0	0	0	0	L	16-30	
10/27	at Falcons	S	1	0	1	0.0	0.0	0	0	0	0	0	0	0	0	0	0	0	0	0	0	0	0	W	27-20	
11/03	Buccaneers		RESERVE/INJURED																				W	40-34+		
11/11	at 49ers		RESERVE/INJURED																				W	27-24+		
11/24	at Eagles		RESERVE/INJURED																				W	17-9		
12/02	Vikings		RESERVE/INJURED																				W	37-30		
12/08	at Rams		RESERVE/INJURED																				L	12-28		
12/15	at Panthers		RESERVE/INJURED																				W	30-24		
12/22	Cardinals		RESERVE/INJURED																				L	13-27		
12/29	49ers		RESERVE/INJURED																				L	21-26		
2019 TOTALS		6-6	19	9	10	0.0	0.0	0	0	0	2	18	18	0	2	0	0	0	0	0	0	0	0	0	11-5	

+ - Overtime

2018 GAME-BY-GAME POSTSEASON STATISTICS (SEAHAWKS)

DATE	OPPONENT	P/S	TACKLES							INTERCEPTIONS				O. FUMB			ST				MISC		W/L	SCORE		
			TK	S	A	SK	YDS	TFL	YDS	QBH	NO	YDS	LG	TD	PD	FF	FR	YDS	TK	S	A	FF			FR	S
01/05	at Cowboys	S	5	4	1	0.0	0.0	0	0	0	0	0	0	0	0	0	0	0	0	0	0	0	0	0	L	22-24
2018 TOTALS		1-1	5	4	1	0.0	0.0	0	0	0	0	0	0	0	0	0	0	0	0	0	0	0	0	0	0-1	

2019 GAME-BY-GAME POSTSEASON STATISTICS (SEAHAWKS)

DATE	OPPONENT	P/S	TACKLES							INTERCEPTIONS				O. FUMB			ST				MISC		W/L	SCORE	
			TK	S	A	SK	YDS	TFL	YDS	QBH	NO	YDS	LG	TD	PD	FF	FR	YDS	TK	S	A	FF			FR
01/05	at Eagles		RESERVE/INJURED																				W	17-9	
01/12	at Packers		RESERVE/INJURED																				L	23-28	
2019 TOTALS			0	0	0	0.0	0.0	0	0	0	0	0	0	0	0	0	0	0	0	0	0	0	0	0	1-1



JUAN THORNHILL

SAFETY #22
VIRGINIA



2ND YEAR IN THE NFL

2ND YEAR WITH THE CHIEFS

HEIGHT: 6'0"
WEIGHT: 205
DRAFTED: D2B-19
BIRTHDAY: 10/19/95

- Second-year defensive back enters his second NFL season with the Chiefs in 2020.
- Logged first-career interception vs. Houston (10/13/19), picking off Deshaun Watson in the endzone.
- In 2019, Thornhill became the 16th player in Chiefs history to start all 16 games of their rookie season. He is the first rookie to do so since Kareem Hunt in 2017 and third rookie during Head Coach Andy Reid's tenure (Hunt, 2017 and CB Marcus Peters, 2015).
- Selected as the second of two second-round picks by

the Kansas City Chiefs in 2019 NFL Draft.

Honors:

- Named to the PFWA's All-Rookie Team as a safety following his debut NFL with the Chiefs in 2019.

Transactions:

Originally entered the NFL as the second of two second-round picks (63rd overall) in the 2019 NFL Draft by the Kansas City Chiefs.

COLLEGE

Appeared in 46 games (36 starts) for the University of Virginia, tallying 208 tackles (140 solo), 26 passes defended, 13 interceptions 1.5 sacks and one forced fumble ... In 2018, finished No. 3 in the nation and No. 3 in the ACC with six interceptions, set a UVA single-season record for interception return yards with 141 and led UVA with 98 tackles ... Named 2018 All-ACC first team, 2018 *Associated Press* All-ACC first team, 2018 *Associated Press* All-Bowl Game and 2017 All-ACC third team.

PERSONAL

- Played safety and quarterback at Altavista (Va.) High School.
- Named Group 1A VHSL State Player of the Year, Group 1A VHSL Quarterback of the Year and first-team VHSL all-state defense.
- Helped Altavista to back-to-back 1A state championships.
- As a senior was 69-of-111 passing for 1,299 passing yards with 15 touchdowns his senior year and rushed for a team-high 1,562 yards on 145 carries.
- Hometown: Altavista, Va.

JUAN THORNHILL'S NFL REGULAR SEASON DEFENSIVE STATISTICS

DATE	TEAM	GP	GS	TACKLES							INTERCEPTIONS					O. FUMB			ST				MISC			
				TK	S	A	TFL	YDS	SK	YDS	QBH	NO	YDS	LG	TD	PD	FF	FR	YDS	TK	S	A	FF	FR	S	A
2019	Chiefs	16	16	57	41	16	0	0	0.0	0.0	0	3	46	46t	1	5	0	0	0	1	1	0	0	0	0	0
NFL TOTALS		16	16	57	41	16	0	0	0.0	0.0	0	3	46	46t	1	5	0	0	0	1	1	0	0	0	0	0

JUAN THORNHILL'S NFL POSTSEASON DEFENSIVE STATISTICS

DATE	TEAM	GP	GS	TACKLES							INTERCEPTIONS					O. FUMB			ST				MISC			
				TK	S	A	TFL	YDS	SK	YDS	QBH	NO	YDS	LG	TD	PD	FF	FR	YDS	TK	S	A	FF	FR	S	A
2019	Chiefs	0	0	0	0	0	0	0	0.0	0.0	0	0	0	0	0	0	0	0	0	0	0	0	0	0	0	0
NFL TOTALS		0	0	0	0	0	0	0	0.0	0.0	0	0	0	0	0	0	0	0	0	0	0	0	0	0	0	0

SINGLE-GAME HIGHS: DEFENSIVE

Total Tackles 8 at Jacksonville Jaguars, Sep 08, 2019 **Interception Return Yards** 46 vs. Oakland Raiders, Dec 01, 2019
 5 at Tennessee Titans, Nov 10, 2019 **Special Teams Tackles** 1 vs. Oakland Raiders, Dec 01, 2019
 5 vs. Green Bay Packers, Oct 27, 2019
 4 vs. Denver Broncos, Dec 15, 2019
 4 at New England Patriots, Dec 08, 2019
 ...2 more at 4.

Passes Defensed 1 vs. Denver Broncos, Dec 15, 2019
 1 vs. Oakland Raiders, Dec 01, 2019
 1 at Los Angeles Chargers, Nov 18, 2019
 ...2 more at 1.

Interceptions 1 vs. Denver Broncos, Dec 15, 2019
 1 vs. Oakland Raiders, Dec 01, 2019
 1 vs. Houston Texans, Oct 13, 2019

2019 GAME-BY-GAME REGULAR SEASON STATISTICS (CHIEFS)

DATE	OPPONENT	P/S	TACKLES							INTERCEPTIONS				O. FUMB			ST				MISC		W/L	SCORE			
			TK	S	A	SK	YDS	TFL	YDS	QBH	NO	YDS	LG	TD	PD	FF	FR	YDS	TK	S	A	FF			FR	S	A
09/08	at Jaguars	S	8	5	3	0.0	0.0	0	0	0	0	0	0	0	0	0	0	0	0	0	0	0	0	0	0	W	40-26
09/15	at Raiders	S	3	3	0	0.0	0.0	0	0	0	0	0	0	0	0	0	0	0	0	0	0	0	0	0	0	W	28-10
09/22	Ravens	S	2	2	0	0.0	0.0	0	0	0	0	0	0	0	0	0	0	0	0	0	0	0	0	0	0	W	33-28
09/29	at Lions	S	2	2	0	0.0	0.0	0	0	0	0	0	0	0	0	0	0	0	0	0	0	0	0	0	0	W	34-30
10/06	Colts	S	3	2	1	0.0	0.0	0	0	0	0	0	0	0	0	0	0	0	0	0	0	0	0	0	0	L	13-19
10/13	Texans	S	4	4	0	0.0	0.0	0	0	0	1	0	0	0	1	0	0	0	0	0	0	0	0	0	0	L	24-31
10/17	at Broncos	S	3	2	1	0.0	0.0	0	0	0	0	0	0	0	0	0	0	0	0	0	0	0	0	0	0	W	30-6
10/27	Packers	S	5	3	2	0.0	0.0	0	0	0	0	0	0	0	0	0	0	0	0	0	0	0	0	0	0	L	24-31
11/03	Vikings	S	4	4	0	0.0	0.0	0	0	0	0	0	0	0	0	0	0	0	0	0	0	0	0	0	0	W	26-23
11/10	at Titans	S	5	2	3	0.0	0.0	0	0	0	0	0	0	0	0	0	0	0	0	0	0	0	0	0	0	L	32-35
11/18	at Chargers	S	3	2	1	0.0	0.0	0	0	0	0	0	0	0	0	1	0	0	0	0	0	0	0	0	0	W	24-17
12/01	Raiders	S	3	2	1	0.0	0.0	0	0	0	1	46	46	1	1	0	0	0	1	1	0	0	0	0	0	W	40-9
12/08	at Patriots	S	4	3	1	0.0	0.0	0	0	0	0	0	0	0	0	0	0	0	0	0	0	0	0	0	0	W	23-16
12/15	Broncos	S	4	2	2	0.0	0.0	0	0	0	1	0	0	0	1	0	0	0	0	0	0	0	0	0	0	W	23-3
12/22	at Bears	S	3	3	0	0.0	0.0	0	0	0	0	0	0	0	0	0	0	0	0	0	0	0	0	0	0	W	26-3
12/29	Chargers	S	1	0	1	0.0	0.0	0	0	0	0	0	0	0	0	0	0	0	0	0	0	0	0	0	0	W	31-21
2019 TOTALS		16-16	57	41	16	0.0	0.0	0	0	0	3	46	46t	1	5	0	0	0	1	1	0	0	0	0	0	0	12-4

2019 GAME-BY-GAME POSTSEASON STATISTICS (CHIEFS)

DATE	OPPONENT	P/S	TACKLES							INTERCEPTIONS				O. FUMB			ST				MISC		W/L	SCORE			
			TK	S	A	SK	YDS	TFL	YDS	QBH	NO	YDS	LG	TD	PD	FF	FR	YDS	TK	S	A	FF			FR	S	A
01/12	Texans																									W	51-31
01/19	Titans																									W	35-24
02/02	49ers																									W	31-20
2019 TOTALS			0	0	0	0.0	0.0	0	0	0	0	0	0	0	0	0	0	0	0	0	0	0	0	0	0	3-0	



TOMMY TOWNSEND

PUNTER #5
FLORIDA

ROOKIE

HEIGHT: 6'2"
WEIGHT: 176
DRAFTED: CFA-20
BIRTHDAY: 11/12/96



👁️ Rookie punter enters his first season with the Chiefs in 2020.

👁️ Originally entered the NFL as an undrafted free agent with the Chiefs in 2020.

Transactions:

Originally entered the NFL as an undrafted free agent with Kansas City in 2020.

COLLEGE

Finished his collegiate career at Florida with 4,162 yards on 93 punts (44.8 avg.) ... Holds the school record for most yards by a punter in a single game (432 yds., 9 punts) and the seventh-longest punt (71 yds.) ... In 2019 totaled 1,847 yards on 42 punts, averaging 44.0 yards per kick ... Recorded 11 punts of over 50 yards and downed 20 inside the 20-yard line ... Was a semifinalist for the Ray Guy Award in 2019 ... In 2018 finished the season averaging 45.4 yards as he totaled 2,315 yards on 51 punts ... Named Second Team All-SEC by Athlon Sports and was a semifinalist for the Ray Guy Award in 2018 ... Sat out the 2016 season due to NCAA transfer rules after transferring from Tennessee.

PERSONAL

👁️ Following his senior season at Boone High School, he was named First Team All-America (Scout.com), All-State (Statewide Sports Writers & FHSCA), All-Central Florida (Orlando Sentinel) and All-District (FHSCA).

👁️ Averaged 43.0 yards per punt as a senior

👁️ Named a U.S. Army All-American.

👁️ Played in the 2014 Central Florida All-Star Game.

👁️ Garnered Defensive Player of the Week honors from the Orlando Touchdown Club following a two interception performance against Edgewater High School in 2014

👁️ Also played cornerback and quarterback in high school and played baseball for Boone.

👁️ Brother, Johnny, was also a punter at Florida and spent the 2018 season with the Oakland Raiders.



CHARVARIUS WARD

CORNERBACK #35
MIDDLE TENNESSEE STATE



3RD YEAR IN THE NFL

3RD YEAR WITH THE CHIEFS

HEIGHT: 6'1"
WEIGHT: 198
DRAFTED: T (DAL)-18
BIRTHDAY: 5/16/96

- Third-year defensive back enters his third season with the Chiefs in 2020.
- Ward grabbed his first NFL interception vs. Oakland (9/15/19), picking off QB Derek Carr and returning the ball 10 yards to Oakland's 45-yard line.
- Finished the 2019 season with the lowest passer rating when targeted (67.3), the third lowest yards allowed (634) and the lowest reception percentage allowed (47.6) in the NFL.

- Joined Kansas City as part of a trade that sent G Parker Ehinger to Dallas.
- Originally entered the NFL as an undrafted free agent with the Dallas Cowboys in 2018.

Transactions:

Traded to Kansas City from Dallas (8/31/18) ... Originally entered the NFL as an undrafted free agent with the Cowboys in 2018.

COLLEGE

Appeared in 25 games (10 starts) for Middle Tennessee State recording 74 tackles (48 solo), 21 passes defended, three tackles for loss and one fumble recovery ... Transferred to Middle Tennessee State from Hinds Community College prior to his junior year in 2016 ... Tallied 64 tackles, four interceptions, seven passes defended, one forced fumble and one blocked kick at Hinds CC.

PERSONAL

- Lettered in football at McComb (Miss.) High School, posting 48 tackles and an interception as a senior.
- Took home all-region honors while also being voted the team's top defensive back.
- Earned his degree in liberal studies at Middle Tennessee State.
- Hometown: McCombs, Miss.
- First name pronounced: CHAR-Vair-EE-us.

CHARVARIUS WARD'S NFL REGULAR SEASON DEFENSIVE STATISTICS

DATE	TEAM	GP	GS	TACKLES								INTERCEPTIONS					O. FUMB			ST				MISC	
				TK	S	A	TFL	YDS	SK	YDS	QBH	NO	YDS	LG	TD	PD	FF	FR	YDS	TK	S	A	FF	FR	S
2018	Chiefs	13	2	18	17	1	0	0	0.0	0.0	0	0	0	0	3	0	0	0	12	9	3	0	0	0	0
2019	Chiefs	16	16	74	56	18	0	0	0.0	0.0	0	2	10	10	0	10	1	0	0	0	0	0	0	0	0
NFL TOTALS		29	18	92	73	19	0	0	0.0	0.0	0	2	10	10	0	13	1	0	0	12	9	3	0	0	0

CHARVARIUS WARD'S NFL POSTSEASON DEFENSIVE STATISTICS

DATE	TEAM	GP	GS	TACKLES								INTERCEPTIONS					O. FUMB			ST				MISC	
				TK	S	A	TFL	YDS	SK	YDS	QBH	NO	YDS	LG	TD	PD	FF	FR	YDS	TK	S	A	FF	FR	S
2018	Chiefs	2	1	11	6	5	0	0	0.0	0.0	0	0	0	0	0	4	0	0	0	0	0	0	0	0	0
2019	Chiefs	3	3	9	7	2	0	0	0.0	0.0	0	0	0	0	1	0	0	0	0	0	0	0	0	0	0
NFL TOTALS		5	4	20	13	7	0	0	0.0	0.0	0	0	0	0	5	0	0	0	0	0	0	0	0	0	0

SINGLE-GAME HIGHS: DEFENSIVE

Total Tackles	9 vs. Oakland Raiders, Dec 30, 2018 8 vs. Houston Texans, Oct 13, 2019 8 at Seattle Seahawks, Dec 23, 2018 7 vs. Los Angeles Chargers, Dec 29, 2019 7 at Jacksonville Jaguars, Sep 08, 2019	Interceptions	1 vs. Houston Texans, Oct 13, 2019 1 at Oakland Raiders, Sep 15, 2019
Passes Defensed	3 at Los Angeles Chargers, Nov 18, 2019 2 at Oakland Raiders, Sep 15, 2019 2 vs. Oakland Raiders, Dec 30, 2018 1 vs. Los Angeles Chargers, Dec 29, 2019 1 at Chicago Bears, Dec 22, 2019 ...5 more at 1.	Interception Return Yards	10 at Oakland Raiders, Sep 15, 2019
Forced Fumbles	1 at Oakland Raiders, Sep 15, 2019	Special Teams Tackles	3 at Denver Broncos, Oct 01, 2018 2 at Los Angeles Rams, Nov 19, 2018 2 vs. Arizona Cardinals, Nov 11, 2018 2 vs. Denver Broncos, Oct 28, 2018 1 vs. Los Angeles Chargers, Dec 13, 2018 ...2 more at 1.

SINGLE-GAME HIGHS - POSTSEASON: DEFENSIVE

Total Tackles	7 vs. New England Patriots, Jan 20, 2019 4 vs. San Francisco 49ers, Feb 02, 2020 4 vs. Houston Texans, Jan 12, 2020 4 vs. Indianapolis Colts, Jan 12, 2019 1 vs. Tennessee Titans, Jan 19, 2020	Passes Defensed	4 vs. Indianapolis Colts, Jan 12, 2019 1 vs. Houston Texans, Jan 12, 2020
----------------------	-------------------------------------------------------------------------------------------------------------------------------------------------------------------------------------------------------------	------------------------	------------------------------------------------------------------------------

2018 GAME-BY-GAME REGULAR SEASON STATISTICS (CHIEFS)

DATE	OPPONENT	P/S	TACKLES							INTERCEPTIONS				O. FUMB			ST				MISC		W/L	SCORE			
			TK	S	A	SK	YDS	TFL	YDS	QBH	NO	YDS	LG	TD	PD	FF	FR	YDS	TK	S	A	FF			FR	S	A
09/09	at Chargers																								W	38-28	
09/16	at Steelers																								W	42-37	
09/23	49ers																								W	38-27	
10/01	at Broncos	P	0	0	0	0.0	0.0	0	0	0	0	0	0	0	0	0	0	3	2	1	0	0	0	0	0	W	27-23
10/07	Jaguars	P	0	0	0	0.0	0.0	0	0	0	0	0	0	0	0	0	0	0	0	0	0	0	0	0	0	W	30-14
10/14	at Patriots	P	0	0	0	0.0	0.0	0	0	0	0	0	0	0	0	0	0	0	0	0	0	0	0	0	0	L	40-43
10/21	Bengals	P	1	1	0	0.0	0.0	0	0	0	0	0	0	0	0	0	0	1	0	1	0	0	0	0	0	W	45-10
10/28	Broncos	P	0	0	0	0.0	0.0	0	0	0	0	0	0	0	0	0	0	2	2	0	0	0	0	0	0	W	30-23
11/04	at Browns	P	0	0	0	0.0	0.0	0	0	0	0	0	0	0	0	0	0	1	1	0	0	0	0	0	0	W	37-21
11/11	Cardinals	P	0	0	0	0.0	0.0	0	0	0	0	0	0	0	0	0	0	2	2	0	0	0	0	0	0	W	26-14
11/19	at Rams	P	0	0	0	0.0	0.0	0	0	0	0	0	0	0	0	0	0	2	1	1	0	0	0	0	0	L	51-54
12/02	at Raiders	P	0	0	0	0.0	0.0	0	0	0	0	0	0	0	0	0	0	0	0	0	0	0	0	0	0	W	40-33
12/09	Ravens	P	0	0	0	0.0	0.0	0	0	0	0	0	0	0	0	0	0	0	0	0	0	0	0	0	0	W	27-24+
12/13	Chargers	P	0	0	0	0.0	0.0	0	0	0	0	0	0	0	0	0	0	1	1	0	0	0	0	0	0	L	28-29
12/23	at Seahawks	S	8	7	1	0.0	0.0	0	0	0	0	0	0	0	1	0	0	0	0	0	0	0	0	0	0	L	31-38
12/30	Raiders	S	9	9	0	0.0	0.0	0	0	0	0	0	0	0	2	0	0	0	0	0	0	0	0	0	0	W	35-3
2018 TOTALS		13-2	18	17	1	0.0	0.0	0	0	0	0	0	0	0	3	0	0	0	12	9	3	0	0	0	0	0	12-4

+ - Overtime

2019 GAME-BY-GAME REGULAR SEASON STATISTICS (CHIEFS)

DATE	OPPONENT	P/S	TACKLES							INTERCEPTIONS				O. FUMB			ST				MISC		W/L	SCORE			
			TK	S	A	SK	YDS	TFL	YDS	QBH	NO	YDS	LG	TD	PD	FF	FR	YDS	TK	S	A	FF			FR	S	A
09/08	at Jaguars	S	7	5	2	0.0	0.0	0	0	0	0	0	0	0	0	0	0	0	0	0	0	0	0	0	0	W	40-26
09/15	at Raiders	S	4	3	1	0.0	0.0	0	0	0	0	1	10	10	0	2	1	0	0	0	0	0	0	0	0	W	28-10
09/22	Ravens	S	5	4	1	0.0	0.0	0	0	0	0	0	0	0	0	0	0	0	0	0	0	0	0	0	0	W	33-28
09/29	at Lions	S	6	6	0	0.0	0.0	0	0	0	0	0	0	0	0	0	0	0	0	0	0	0	0	0	0	W	34-30
10/06	Colts	S	6	4	2	0.0	0.0	0	0	0	0	0	0	0	1	0	0	0	0	0	0	0	0	0	0	L	13-19
10/13	Texans	S	8	7	1	0.0	0.0	0	0	0	0	1	0	0	0	1	0	0	0	0	0	0	0	0	0	L	24-31
10/17	at Broncos	S	3	2	1	0.0	0.0	0	0	0	0	0	0	0	0	0	0	0	0	0	0	0	0	0	0	W	30-6
10/27	Packers	S	4	3	1	0.0	0.0	0	0	0	0	0	0	0	1	0	0	0	0	0	0	0	0	0	0	L	24-31
11/03	Vikings	S	6	4	2	0.0	0.0	0	0	0	0	0	0	0	1	0	0	0	0	0	0	0	0	0	0	W	26-23
11/10	at Titans	S	4	3	1	0.0	0.0	0	0	0	0	0	0	0	0	0	0	0	0	0	0	0	0	0	0	L	32-35
11/18	at Chargers	S	2	1	1	0.0	0.0	0	0	0	0	0	0	0	3	0	0	0	0	0	0	0	0	0	0	W	24-17
12/01	Raiders	S	2	2	0	0.0	0.0	0	0	0	0	0	0	0	0	0	0	0	0	0	0	0	0	0	0	W	40-9
12/08	at Patriots	S	1	1	0	0.0	0.0	0	0	0	0	0	0	0	0	0	0	0	0	0	0	0	0	0	0	W	23-16
12/15	Broncos	S	6	4	2	0.0	0.0	0	0	0	0	0	0	0	0	0	0	0	0	0	0	0	0	0	0	W	23-3
12/22	at Bears	S	3	3	0	0.0	0.0	0	0	0	0	0	0	0	1	0	0	0	0	0	0	0	0	0	0	W	26-3
12/29	Chargers	S	7	4	3	0.0	0.0	0	0	0	0	0	0	0	0	0	0	0	0	0	0	0	0	0	0	W	31-21
2019 TOTALS		16-16	74	56	18	0.0	0.0	0	0	0	0	2	10	10	0	10	1	0	0	0	0	0	0	0	0	12-4	

2018 GAME-BY-GAME POSTSEASON STATISTICS (CHIEFS)

DATE	OPPONENT	P/S	TACKLES							INTERCEPTIONS				O. FUMB			ST				MISC		W/L	SCORE				
			TK	S	A	SK	YDS	TFL	YDS	QBH	NO	YDS	LG	TD	PD	FF	FR	YDS	TK	S	A	FF			FR	S	A	
01/12	Colts	S	4	2	2	0.0	0.0	0	0	0	0	0	0	0	0	4	0	0	0	0	0	0	0	0	0	0	W	31-13
01/20	Patriots	P	7	4	3	0.0	0.0	0	0	0	0	0	0	0	0	0	0	0	0	0	0	0	0	0	0	0	L	31-37+
2018 TOTALS		2-1	11	6	5	0.0	0.0	0	0	0	0	0	0	0	4	0	0	0	0	0	0	0	0	0	0	1-1		

+ - Overtime

2019 GAME-BY-GAME POSTSEASON STATISTICS (CHIEFS)

DATE	OPPONENT	P/S	TACKLES							INTERCEPTIONS					O. FUMB			ST				MISC		W/L	SCORE	
			TK	S	A	SK	YDS	TFL	YDS	QBH	NO	YDS	LG	TD	PD	FF	FR	YDS	TK	S	A	FF	FR			S
01/12	Texans	S	4	3	1	0.0	0.0	0	0	0	0	0	0	0	1	0	0	0	0	0	0	0	0	0	W	51-31
01/19	Titans	S	1	1	0	0.0	0.0	0	0	0	0	0	0	0	0	0	0	0	0	0	0	0	0	0	W	35-24
02/02	49ers	S	4	3	1	0.0	0.0	0	0	0	0	0	0	0	0	0	0	0	0	0	0	0	0	0	W	31-20
2019 TOTALS		3-3	9	7	2	0.0	0.0	0	0	0	0	0	0	1	0	0	0	0	0	0	0	0	0	0	3-0	



TIM WARD

DEFENSIVE END #79
OLD DOMINION

1ST YEAR IN THE NFL | **1ST** YEAR WITH THE CHIEFS

HEIGHT: 6'6"
WEIGHT: 255
DRAFTED: CFA-19
BIRTHDAY: 11/8/97



- 📺 First-year defensive end enters his second season with the Chiefs in 2020.
- 📺 Originally entered the NFL as an undrafted free agent with the Chiefs in 2019.

Transactions:

Originally entered the NFL as an undrafted free agent with Kansas City in 2019.

COLLEGE

Appeared in 47 games (10 starts) at Old Dominion tallying 125 tackles (56 solo), 14.0 sacks, 30.5 tackles for loss, eight passes defended, one interception, one forced fumble and one fumble recovery ... As a senior, had a career-best 41 tackles, while finishing second on the team with 3.5 sacks and nine tackles for loss ... As a junior, finished second on the squad in tackles for loss (10).

PERSONAL

- 📺 Attended High Point Central (N.C.) High School totaling 75 tackles, 12.0 sacks and two forced fumbles as a senior.
- 📺 Majored in business marketing at Old Dominion.

TIM WARD'S NFL REGULAR SEASON DEFENSIVE STATISTICS

DATE	TEAM	GP	GS	TACKLES							INTERCEPTIONS					O. FUMB			ST				MISC				
				TK	S	A	TFL	YDS	SK	YDS	QBH	NO	YDS	LG	TD	PD	FF	FR	YDS	TK	S	A	FF	FR	S	A	
2019	Chiefs	0	0	0	0	0	0	0	0	0.0	0.0	0	0	0	0	0	0	0	0	0	0	0	0	0	0	0	0
NFL TOTALS		0	0	0	0	0	0	0	0	0.0	0.0	0	0	0	0	0	0	0	0	0	0	0	0	0	0	0	0

TIM WARD'S NFL POSTSEASON DEFENSIVE STATISTICS

DATE	TEAM	GP	GS	TACKLES							INTERCEPTIONS					O. FUMB			ST				MISC				
				TK	S	A	TFL	YDS	SK	YDS	QBH	NO	YDS	LG	TD	PD	FF	FR	YDS	TK	S	A	FF	FR	S	A	
2019	Chiefs	0	0	0	0	0	0	0	0	0.0	0.0	0	0	0	0	0	0	0	0	0	0	0	0	0	0	0	0
NFL TOTALS		0	0	0	0	0	0	0	0	0.0	0.0	0	0	0	0	0	0	0	0	0	0	0	0	0	0	0	0

2019 GAME-BY-GAME REGULAR SEASON STATISTICS (CHIEFS)

DATE	OPPONENT	P/S	TACKLES					INTERCEPTIONS					O. FUMB			ST			MISC		W/L	SCORE				
			TK	S	A	SK	YDS	TFL	YDS	QBH	NO	YDS	LG	TD	PD	FF	FR	YDS	TK	S			A	FF	FR	S
09/08	at Jaguars																								W	40-26
09/15	at Raiders																								W	28-10
09/22	Ravens																								W	33-28
09/29	at Lions																								W	34-30
10/06	Colts																								L	13-19
10/13	Texans																								L	24-31
10/17	at Broncos																								W	30-6
10/27	Packers																								L	24-31
11/03	Vikings																								W	26-23
11/10	at Titans																								L	32-35
11/18	at Chargers																								W	24-17
12/01	Raiders																								W	40-9
12/08	at Patriots																								W	23-16
12/15	Broncos																								W	23-3
12/22	at Bears																								W	26-3
12/29	Chargers																								W	31-21
2019 TOTALS			0	0	0	0	0	0	0	0	0	0	0	0	0	0	0	0	0	0	0	0	0	0	12-4	


2019 GAME-BY-GAME POSTSEASON STATISTICS (CHIEFS)

DATE	OPPONENT	P/S	TACKLES					INTERCEPTIONS					O. FUMB			ST			MISC		W/L	SCORE				
			TK	S	A	SK	YDS	TFL	YDS	QBH	NO	YDS	LG	TD	PD	FF	FR	YDS	TK	S			A	FF	FR	S
01/12	Texans																								W	51-31
01/19	Titans																								W	35-24
02/02	49ers																								W	31-20
2019 TOTALS			0	0	0	0	0	0	0	0	0	0	0	0	0	0	0	0	0	0	0	0	0	0	3-0	



DEANDRÉ WASHINGTON

RUNNING BACK #24
TEXAS TECH



5TH YEAR IN THE NFL

1ST YEAR WITH THE CHIEFS

HEIGHT: 5'8"
WEIGHT: 210
DRAFTED: FA-20
BIRTHDAY: 2/22/93

📺 Fifth-year running back enters his first season with the Chiefs in 2020.

📺 Originally entered the NFL as a fifth-round pick (143rd overall) by the Oakland Raiders in the 2016 NFL Draft.

Career Highlights:

📺 Recorded two rushing touchdowns against the Colts (12/24/16) becoming the first Raiders rookie to rush for

two touchdowns in a game since RB Darren McFadden on Nov. 23, 2008.

Transactions:

Signed by Kansas City (4/15/20) ... Originally entered the NFL as a fifth-round pick (143rd overall) by the Oakland Raiders in the 2016 NFL Draft.

COLLEGE

Played four years at Texas Tech, appearing in 48 games with 26 starts over his career ... Totaled 605 carries for 3,411 yards (5.6 avg.) and 23 touchdowns ... Added 124 receptions for 1,091 yards (8.8 avg.) and four receiving touchdowns ... Became just the fifth player in school history to rush for over 1,000 yards in a season twice in a career ... Finished fifth in Red Raiders history with 3,411 career rushing yards ... Appeared in 13 games with a career-high 12 starts as a senior producing the best season of his collegiate career, totaling 233 carries for 1,492 yards (6.4 avg.) and 14 touchdowns, adding 41 receptions for 385 yards (9.4 avg.) and two receiving touchdowns ... Named All-Big 12 First Team after ranking second in the conference in rushing yards, rushing yards per carry, rushing yards per game, all-purpose yards per game and rushing touchdowns ... As a junior, ranked second in the Big 12 with four 100-yard rushing performances ... Redshirted as a true sophomore...Appeared in 12 games with one start as a freshman ... Named a finalist for the All-Big 12 Offensive Freshman of the Year ... Set the record for most rushing yards by a freshman in school history since 2002 despite suffering a season-ending injury in November.

PERSONAL

- 📺 Attended Thurgood Marshall High School where he exploded for 1,378 rushing yards as a senior on 192 attempts.
- 📺 Member of Texas Football Magazine's Top 300 and Top 30 running backs.
- 📺 Scored 20 TDs in 2010 and ended the season with an average of 7.2 yards per carry.
- 📺 Named a pre-season All-American prior to senior season.
- 📺 Hometown: Missouri City, Texas

DEANDRÉ WASHINGTON'S NFL REGULAR SEASON RUSHING/RECEIVING STATISTICS

DATE	TEAM	RUSHING							RECEIVING				
		GP	GS	NO.	YDS.	AVG.	LG	TD	NO.	YDS	AVG	LG	TD
2016	Raiders	14	2	87	467	5.4	30	2	17	115	6.8	18	0
2017	Raiders	15	0	57	153	2.7	11	2	34	197	5.8	15	1
2018	Raiders	10	0	30	115	3.8	13	0	1	9	9.0	9	0
2019	Raiders	16	3	108	387	3.6	36	3	36	292	8.1	28	0
NFL TOTALS		55	5	282	1,122	4.0	36	7	88	613	7.0	28	1

DEANDRÉ WASHINGTON'S NFL POSTSEASON RUSHING/RECEIVING STATISTICS

DATE	TEAM	RUSHING							RECEIVING				
		GP	GS	NO.	YDS.	AVG.	LG	TD	NO.	YDS	AVG	LG	TD
2016	Raiders	1	0	4	16	4.0	14	0	0	0	0.0	0	0
NFL TOTALS		1	0	4	16	4.0	14	0	0	0	0.0	0	0

DEANDRÉ WASHINGTON'S NFL REGULAR SEASON RETURN STATISTICS

DATE	TEAM	KICKOFF RETURNS					PUNT RETURNS					
		RET.	YDS.	AVG.	LG	TD	NO.	FC	YDS	AVG	LG	TD
2016	Raiders	1	20	20.0	20	0	0	0	0	0.0	0	0
2017	Raiders	5	86	17.2	26	0	0	0	0	0.0	0	0
2018	Raiders	0	0	0.0	0	0	0	0	0	0.0	0	0
2019	Raiders	0	0	0.0	0	0	0	0	0	0.0	0	0
NFL TOTALS		6	106	17.7	26	0	0	0	0	0.0	0	0

DEANDRÉ WASHINGTON'S NFL POSTSEASON RETURN STATISTICS

DATE	TEAM	KICKOFF RETURNS					PUNT RETURNS					
		RET.	YDS.	AVG.	LG	TD	NO.	FC	YDS	AVG	LG	TD
2016	Raiders	0	0	0.0	0	0	0	0	0	0.0	0	0
NFL TOTALS		0	0	0.0	0	0	0	0	0	0.0	0	0

SINGLE-GAME HIGHS: RUSHING/RECEIVING

Rush Attempts	23 at Los Angeles Chargers, Dec 22, 2019 17 at Denver Broncos, Dec 29, 2019 14 vs. Tennessee Titans, Dec 08, 2019 12 at Arizona Cardinals, Nov 18, 2018 12 vs. Indianapolis Colts, Dec 24, 2016	All-purpose yards	132 at Denver Broncos, Dec 29, 2019 117 vs. Indianapolis Colts, Dec 24, 2016 106 at Los Angeles Chargers, Dec 22, 2019 96 vs. Tennessee Titans, Dec 08, 2019 88 at Buffalo Bills, Oct 29, 2017
Rushing Yards	99 vs. Indianapolis Colts, Dec 24, 2016 85 at Los Angeles Chargers, Dec 22, 2019 77 at Denver Broncos, Dec 29, 2019 57 at Tennessee Titans, Sep 25, 2016 53 vs. Tennessee Titans, Dec 08, 2019 36 at Denver Broncos, Dec 29, 2019 30 at Tennessee Titans, Sep 25, 2016 28 at Tampa Bay Buccaneers, Oct 30, 2016 28 at Baltimore Ravens, Oct 02, 2016 26 vs. Atlanta Falcons, Sep 18, 2016	Kickoff Returns	2 at Philadelphia Eagles, Dec 25, 2017 2 vs. New York Giants, Dec 03, 2017 1 vs. New England Patriots, Nov 19, 2017 1 at San Diego Chargers, Dec 18, 2016 41 at Philadelphia Eagles, Dec 25, 2017 29 vs. New York Giants, Dec 03, 2017 20 at San Diego Chargers, Dec 18, 2016 16 vs. New England Patriots, Nov 19, 2017
Longest Runs	36 at Denver Broncos, Dec 29, 2019 30 at Tennessee Titans, Sep 25, 2016 28 at Tampa Bay Buccaneers, Oct 30, 2016 28 at Baltimore Ravens, Oct 02, 2016 26 vs. Atlanta Falcons, Sep 18, 2016	Kickoff Return Yards	26 at Philadelphia Eagles, Dec 25, 2017 20 at San Diego Chargers, Dec 18, 2016 16 vs. New England Patriots, Nov 19, 2017 15 at Philadelphia Eagles, Dec 25, 2017 15 vs. New York Giants, Dec 03, 2017
Rushing TDs	2 vs. Indianapolis Colts, Dec 24, 2016 1 at Los Angeles Chargers, Dec 22, 2019 1 vs. Tennessee Titans, Dec 08, 2019 1 vs. Chicago Bears, Oct 06, 2019 ...2 more at 1.	Longest Kickoff Return	1 at Kansas City Chiefs, Dec 01, 2019 1 at Kansas City Chiefs, Dec 10, 2017 1 vs. New York Jets, Sep 17, 2017
Receptions	8 at Denver Broncos, Dec 29, 2019 8 at Buffalo Bills, Oct 29, 2017 6 vs. Tennessee Titans, Dec 08, 2019 5 at Washington Redskins, Sep 24, 2017 5 vs. San Diego Chargers, Oct 09, 2016	Special Teams Tackles	1 vs. Kansas City Chiefs, Sep 15, 2019 1 at Philadelphia Eagles, Dec 25, 2017 1 vs. New York Giants, Dec 03, 2017 ...2 more at 1.
Receiving Yards	62 at Buffalo Bills, Oct 29, 2017 55 at Denver Broncos, Dec 29, 2019 44 at Kansas City Chiefs, Dec 01, 2019 43 vs. Tennessee Titans, Dec 08, 2019 29 vs. San Diego Chargers, Oct 09, 2016	Miscellaneous Tackles	2 vs. Indianapolis Colts, Dec 24, 2016 1 at Los Angeles Chargers, Dec 22, 2019 1 vs. Tennessee Titans, Dec 08, 2019 1 vs. Chicago Bears, Oct 06, 2019 ...3 more at 1.
Longest Receptions	28 at Kansas City Chiefs, Dec 01, 2019 24 vs. Tennessee Titans, Dec 08, 2019 21 vs. Detroit Lions, Nov 03, 2019 20 vs. Kansas City Chiefs, Sep 15, 2019 18 vs. Indianapolis Colts, Dec 24, 2016	Most TDs	
Receiving TDs	1 at Buffalo Bills, Oct 29, 2017		

SINGLE-GAME HIGHS - POSTSEASON: RUSHING/RECEIVING

Rush Attempts	4 at Houston Texans, Jan 07, 2017	All-purpose yards	16 at Houston Texans, Jan 07, 2017
Rushing Yards	16 at Houston Texans, Jan 07, 2017	Special Teams Tackles	2 at Houston Texans, Jan 07, 2017
Longest Runs	14 at Houston Texans, Jan 07, 2017 3 at Houston Texans, Jan 07, 2017		

2016 GAME-BY-GAME REGULAR SEASON STATISTICS (RAIDERS)

DATE	OPPONENT	P/S	RUSHING					RECEIVING					W/L	SCORE
			NO	YDS	AVG	LG	TD	NO	YDS	AVG	LG	TD		
09/11	at Saints	P	5	14	2.8	5	0	1	10	10.0	10	0	W	35-34
09/18	Falcons	P	7	46	6.6	26	0	1	6	6.0	6	0	L	28-35
09/25	at Titans	P	6	57	9.5	30	0	1	5	5.0	5	0	W	17-10
10/02	at Ravens	P	5	30	6.0	28	0	3	16	5.3	8	0	W	28-27
10/09	Chargers	P	9	23	2.6	8	0	5	29	5.8	10	0	W	34-31
10/16	Chiefs	S	10	49	4.9	8	0	0	0	0.0	0	0	L	10-26
10/23	at Jaguars	S	5	16	3.2	6	0	1	6	6.0	6	0	W	33-16
10/30	at Buccaneers	P	5	32	6.4	28	0	0	0	0.0	0	0	W	30-24+
11/06	Broncos	P	10	35	3.5	8	0	1	0	0.0	0	0	W	30-20
11/21	Texans	P	1	0	0.0	0	0	0	0	0.0	0	0	W	27-20
11/27	Panthers						INACTIVE						W	35-32
12/04	Bills						INACTIVE						W	38-24
12/08	at Chiefs	P	0	0	0.0	0	0	0	0	0.0	0	0	L	13-21
12/18	at Chargers	P	5	23	4.6	12	0	1	11	11.0	11	0	W	19-16
12/24	Colts	P	12	99	8.3	22t	2	1	18	18.0	18	0	W	33-25
01/01	at Broncos	P	7	43	6.1	20	0	2	14	7.0	11	0	L	6-24
2016 TOTALS		14-2	87	467	5.4	30	2	17	115	6.8	18	0	12-4	

+ - Overtime

2017 GAME-BY-GAME REGULAR SEASON STATISTICS (RAIDERS)

DATE	OPPONENT	P/S	RUSHING					RECEIVING					W/L	SCORE
			NO	YDS	AVG	LG	TD	NO	YDS	AVG	LG	TD		
09/10	at Titans	P	3	4	1.3	4	0	2	18	9.0	13	0	W	26-16
09/17	Jets	P	6	20	3.3	10	0	3	15	5.0	9	0	W	45-20
09/24	at Washington	P	1	0	0.0	0	0	5	24	4.8	7	0	L	10-27
10/01	at Broncos	P	1	4	4.0	4	0	0	0	0.0	0	0	L	10-16
10/08	Ravens						INACTIVE						L	17-30
10/15	Chargers	P	3	-8	-2.7	0	0	1	10	10.0	10	0	L	16-17
10/19	Chiefs	P	9	33	3.7	11	1	3	7	2.3	10	0	W	31-30
10/29	at Bills	P	6	26	4.3	10	0	8	62	7.8	14	1	L	14-34
11/05	at Dolphins	P	4	16	4.0	11	0	1	-2	-2.0	-2	0	W	27-24
11/19	Patriots	P	3	7	2.3	5	0	2	12	6.0	7	0	L	8-33
11/26	Broncos	P	6	23	3.8	11	0	3	23	7.7	15	0	W	21-14
12/03	Giants	P	6	16	2.7	9t	1	0	0	0.0	0	0	W	24-17
12/10	at Chiefs	P	4	9	2.3	9	0	1	10	10.0	10	0	L	15-26
12/17	Cowboys	P	2	3	1.5	2	0	2	16	8.0	10	0	L	17-20
12/25	at Eagles	P	1	-3	-3.0	-3	0	1	2	2.0	2	0	L	10-19
12/31	at Chargers	P	2	3	1.5	2	0	2	0	0.0	1	0	L	10-30
2017 TOTALS		15-0	57	153	2.7	11	2	34	197	5.8	15	1	6-10	

2018 GAME-BY-GAME REGULAR SEASON STATISTICS (RAIDERS)

DATE	OPPONENT	P/S	RUSHING					RECEIVING					W/L	SCORE
			NO	YDS	AVG	LG	TD	NO	YDS	AVG	LG	TD		
09/10	Rams						INACTIVE						L	13-33
09/16	at Broncos						INACTIVE						L	19-20
09/23	at Dolphins						INACTIVE						L	20-28
09/30	Browns						INACTIVE						W	45-42+
10/07	at Chargers						INACTIVE						L	10-26
10/14	Seahawks						INACTIVE						L	3-27
10/28	Colts	P	1	4	4.0	4	0	0	0	0.0	0	0	L	28-42
11/01	at 49ers	P	5	27	5.4	13	0	0	0	0.0	0	0	L	3-34
11/11	Chargers	P	0	0	0.0	0	0	0	0	0.0	0	0	L	6-20
11/18	at Cardinals	P	12	39	3.3	10	0	0	0	0.0	0	0	W	23-21
11/25	at Ravens	P	3	8	2.7	5	0	1	9	9.0	9	0	L	17-34
12/02	Chiefs	P	3	7	2.3	7	0	0	0	0.0	0	0	L	33-40
12/09	Steelers	P	0	0	0.0	0	0	0	0	0.0	0	0	W	24-21
12/16	at Bengals	P	1	1	1.0	1	0	0	0	0.0	0	0	L	16-30
12/24	Broncos	P	1	-1	-1.0	-1	0	0	0	0.0	0	0	W	27-14
12/30	at Chiefs	P	4	30	7.5	11	0	0	0	0.0	0	0	L	3-35
2018 TOTALS		10-0	30	115	3.8	13	0	1	9	9.0	9	0	4-12	

+ - Overtime

2019 GAME-BY-GAME REGULAR SEASON STATISTICS (RAIDERS)

DATE	OPPONENT	P/S	RUSHING					RECEIVING					W/L	SCORE
			NO	YDS	AVG	LG	TD	NO	YDS	AVG	LG	TD		
09/09	Broncos	P	2	8	4.0	7	0	0	0	0.0	0	0	W	24-16
09/15	Chiefs	P	3	9	3.0	4	0	2	26	13.0	20	0	L	10-28
09/22	at Vikings	P	6	22	3.7	8	0	0	0	0.0	0	0	L	14-34
09/29	at Colts	P	6	18	3.0	7	0	2	8	4.0	7	0	W	31-24
10/06	Bears	P	6	17	2.8	5	1	3	19	6.3	10	0	W	24-21
10/20	at Packers	P	6	29	4.8	8	0	1	12	12.0	12	0	L	24-42
10/27	at Texans	P	5	23	4.6	6	0	1	4	4.0	4	0	L	24-27
11/03	Lions	P	3	7	2.3	5	0	1	21	21.0	21	0	W	31-24
11/07	Chargers	P	1	0	0.0	0	0	2	19	9.5	10	0	W	26-24
11/17	Bengals	P	2	-1	-0.5	1	0	2	14	7.0	8	0	W	17-10
11/24	at Jets	P	6	19	3.2	8	0	1	0	0.0	0	0	L	3-34
12/01	at Chiefs	P	2	5	2.5	5	0	3	44	14.7	28	0	L	9-40
12/08	Titans	S	14	53	3.8	14t	1	6	43	7.2	24	0	L	21-42
12/15	Jaguars	P	6	16	2.7	9	0	2	6	3.0	9	0	L	16-20
12/22	at Chargers	S	23	85	3.7	13	1	2	21	10.5	13	0	W	24-17
12/29	at Broncos	S	17	77	4.5	36	0	8	55	6.9	12	0	L	15-16
2019 TOTALS		16-3	108	387	3.6	36	3	36	292	8.1	28	0	7-9	

2016 GAME-BY-GAME POSTSEASON STATISTICS (RAIDERS)

DATE	OPPONENT	P/S	RUSHING					RECEIVING					W/L	SCORE
			NO	YDS	AVG	LG	TD	NO	YDS	AVG	LG	TD		
01/07	at Texans	P	4	16	4.0	14	0	0	0	0.0	0	0	L	14-27
2016 TOTALS		1-0	4	16	4.0	14	0	0	0	0.0	0	0	0-1	



SAMMY WATKINS

WIDE RECEIVER #14
CLEMSON

7TH YEAR IN
THE NFL

3RD YEAR WITH
THE CHIEFS

HEIGHT: 6'1"
WEIGHT: 211
DRAFTED: UFA-18
BIRTHDAY: 6/14/93



- Seventh-year wide receiver enters his third season with the Chiefs in 2020.
- Recorded first start with the Chiefs in Week 1 of the 2018 season at Los Angeles Chargers (9/9/18).
- Started all 16 games of his rookie season with Buffalo, recording 982 yards on 65 receptions with six touchdowns.
- Originally entered the NFL as the 4th overall pick of the 2014 NFL Draft by the Buffalo Bills.

Career Highlights:

- In the AFC Championship Game against Tennessee (1/19/20), Watkins caught his first-career postseason touchdown on a 60-yard pass from Patrick Mahomes.
- Logged his second-career 100-yard receiving postseason game against Tennessee, recording 114 yards on seven receptions (ties his postseason single-game high of 114 receiving yards vs. New England on 1/20/19).
- Watkins joins Travis Kelce as the only other player in franchise history to record multiple 100-yard receiving games in the postseason.
- In the game against Minnesota (11/3/19), Watkins hit

4,000-career receiving yards.

- Recorded a single-game career-high in receiving yards (198) vs. the Jacksonville Jaguars (9/8/19).
- Logged first multi-touchdown reception game with the Chiefs (fifth career) vs. Denver (10/27/18).
- During the 2017 season, Watkins led the Rams offense with eight receiving touchdowns and was fourth in receiving yards with 593 yards on 39 receptions.
- From 2014-17, Watkins ranked fourth in yards per reception (15.9) among players with 100 or more catches in that span. Only DeSean Jackson (17.6), Tyrell Williams (16.5) and T.Y. Hilton (16.3) were ahead of him in that category. Among those four players, Watkins has the most touchdowns with 25 in 52 games.
- His 125 catches and 2,029 yards from 2014-15 were the most ever by a Bills player in their first two NFL seasons.

Transactions:

Signed by Kansas City (3/14/18) ... Traded to the Los Angeles Rams from Buffalo (8/11/17) ... Originally entered the NFL as a first-round pick (4th overall) by the Buffalo Bills in the 2014 NFL Draft.

COLLEGE

Played three seasons at Clemson (2011-13), appearing in 36 games (29 starts) finishing his collegiate career with 240 receptions for 3,391 yards and 27 touchdowns, 339 yards on 52 carries and one touchdown, six punt returns for 23 yards, and 60 kickoff returns for 1,376 yards and one touchdown ... Finished his collegiate career first in school history in receptions (240), first in receptions per game (6.7), first in receiving yards (3,391), first in receiving yards per game (94.2), first in 100-yard receiving games (15), tied for first in receiving touchdowns (27), second in all-purpose yards (5,129), and fifth in kickoff return yards (1,376) ... He ranked second in ACC history for career receptions and third in conference history for receiving yards.

PERSONAL

- Attended South Fort Myers (Fla.) High School where he led his team to the AAA state semifinals with 54 catches for 1,268 yards and 12 touchdowns as a senior.
- Was the all-time leading receiver in the history of Lee County with 133 catches for 2,997 yards and 36 touchdowns during his prep career.
- Averaged 11.8 yards per carry in his prep career.
- Named first-team all-state as a junior and senior.
- Was named player-of-the-year by Naples Daily News as a senior.
- Played in the U.S. Army All-American game.
- Won the AA state title in the 200m and finished second in the 100m as a senior.
- Majored in communications studies at Clemson.
- Hometown: Fort Meyers, Fla.

SAMMY WATKINS' NFL REGULAR SEASON RUSHING/RECEIVING STATISTICS

DATE	TEAM	GP	GS	RECEIVING					RUSHING				
				NO.	YDS	AVG	LG	TD	NO.	YDS.	AVG.	LG	TD
2014	Bills	16	16	65	982	15.1	84	6	2	8	4.0	5	0
2015	Bills	13	13	60	1,047	17.5	63	9	1	1	1.0	1	0
2016	Bills	8	8	28	430	15.4	62	2	0	0	0.0	0	0
2017	Rams	15	14	39	593	15.2	67t	8	0	0	0.0	0	0
2018	Chiefs	10	9	40	519	13.0	50	3	5	52	10.4	31	0
2019	Chiefs	14	13	52	673	12.9	68t	3	2	12	6.0	11	0
NFL TOTALS		76	73	284	4,244	14.9	84	31	10	73	7.3	31	0

SAMMY WATKINS' NFL POSTSEASON RUSHING/RECEIVING STATISTICS

DATE	TEAM	GP	GS	RECEIVING					RUSHING				
				NO.	YDS	AVG	LG	TD	NO.	YDS.	AVG.	LG	TD
2017	Rams	1	1	1	23	23.0	23	0	0	0	0.0	0	0
2018	Chiefs	2	2	10	176	17.6	54	0	1	-2	-2.0	-2	0
2019	Chiefs	3	3	14	288	20.6	60t	1	1	14	14.0	14	0
NFL TOTALS		6	6	25	487	19.5	60t	1	2	12	6.0	14	0

SINGLE-GAME HIGHS: RUSHING/RECEIVING

Rush Attempts	2 at Tennessee Titans, Nov 10, 2019 2 vs. San Francisco 49ers, Sep 23, 2018 1 at Cleveland Browns, Nov 04, 2018 1 at New England Patriots, Oct 14, 2018 ...4 more at 1.	Longest Receptions	84 at New York Jets, Oct 26, 2014 68t at Jacksonville Jaguars, Sep 08, 2019 67t at New York Giants, Nov 05, 2017 63 vs. Miami Dolphins, Nov 08, 2015 62 vs. Jacksonville Jaguars, Nov 27, 2016
Rushing Yards	31 at Pittsburgh Steelers, Sep 16, 2018 20 vs. San Francisco 49ers, Sep 23, 2018 12 at Tennessee Titans, Nov 10, 2019 5 at New England Patriots, Dec 28, 2014 3 at Miami Dolphins, Nov 13, 2014	Receiving TDs	3 at Jacksonville Jaguars, Sep 08, 2019 2 vs. Denver Broncos, Oct 28, 2018 2 at San Francisco 49ers, Sep 21, 2017 2 at Washington Redskins, Dec 20, 2015 ...2 more at 2.
Longest Runs	31 at Pittsburgh Steelers, Sep 16, 2018 11 at Tennessee Titans, Nov 10, 2019 11 vs. San Francisco 49ers, Sep 23, 2018 9 vs. San Francisco 49ers, Sep 23, 2018 5 at New England Patriots, Dec 28, 2014	All-purpose yards	198 at Jacksonville Jaguars, Sep 08, 2019 168 vs. Miami Dolphins, Nov 08, 2015 158 at Kansas City Chiefs, Nov 29, 2015 157 at New York Jets, Oct 26, 2014 154 vs. Miami Dolphins, Dec 24, 2016
Receptions	11 vs. New York Jets, Jan 03, 2016 9 at Jacksonville Jaguars, Sep 08, 2019 9 vs. Minnesota Vikings, Oct 19, 2014 8 vs. Denver Broncos, Oct 28, 2018 8 vs. Miami Dolphins, Nov 08, 2015 ...1 more at 8.	Miscellaneous Tackles	1 at Los Angeles Chargers, Nov 18, 2019 1 vs. Cincinnati Bengals, Oct 21, 2018 1 vs. New York Jets, Sep 15, 2016 ...3 more at 1.
Receiving Yards	198 at Jacksonville Jaguars, Sep 08, 2019 168 vs. Miami Dolphins, Nov 08, 2015 158 at Kansas City Chiefs, Nov 29, 2015 157 at New York Jets, Oct 26, 2014 154 vs. Miami Dolphins, Dec 24, 2016	Most TDs	3 at Jacksonville Jaguars, Sep 08, 2019 2 vs. Denver Broncos, Oct 28, 2018 2 at San Francisco 49ers, Sep 21, 2017 2 at Washington Redskins, Dec 20, 2015 ...2 more at 2.

SINGLE-GAME HIGHS - POSTSEASON: RUSHING/RECEIVING

Rush Attempts	1 vs. Houston Texans, Jan 12, 2020 1 vs. Indianapolis Colts, Jan 12, 2019	Longest Receptions	60t vs. Tennessee Titans, Jan 19, 2020 54 vs. New England Patriots, Jan 20, 2019
Rushing Yards	14 vs. Houston Texans, Jan 12, 2020		48 vs. Houston Texans, Jan 12, 2020
Longest Runs	14 vs. Houston Texans, Jan 12, 2020		38 vs. San Francisco 49ers, Feb 02, 2020
Receptions	7 vs. Tennessee Titans, Jan 19, 2020 6 vs. Indianapolis Colts, Jan 12, 2019 5 vs. San Francisco 49ers, Feb 02, 2020 4 vs. New England Patriots, Jan 20, 2019 2 vs. Houston Texans, Jan 12, 2020	Receiving TDs	38 vs. New England Patriots, Jan 20, 2019 1 vs. Tennessee Titans, Jan 19, 2020
Receiving Yards	114 vs. Tennessee Titans, Jan 19, 2020 114 vs. New England Patriots, Jan 20, 2019 98 vs. San Francisco 49ers, Feb 02, 2020 76 vs. Houston Texans, Jan 12, 2020 62 vs. Indianapolis Colts, Jan 12, 2019	All-purpose yards	114 vs. Tennessee Titans, Jan 19, 2020 114 vs. New England Patriots, Jan 20, 2019 98 vs. San Francisco 49ers, Feb 02, 2020 90 vs. Houston Texans, Jan 12, 2020 60 vs. Indianapolis Colts, Jan 12, 2019
		Miscellaneous Tackles	1 vs. San Francisco 49ers, Feb 02, 2020 1 vs. Indianapolis Colts, Jan 12, 2019
		Most TDs	1 vs. Tennessee Titans, Jan 19, 2020

100-YARD RECEIVING GAMES (14): REGULAR SEASON

DATE	TEAM	NO.	YDS.	AVG.	LG	TD
09/14/14	DOLPHINS	8	117	14.6	30	1
10/19/14	VIKINGS	9	122	13.6	26t	2
10/26/14	at Jets	3	157	52.3	84	1
12/07/14	at Broncos	7	127	18.1	35	0
11/08/15	DOLPHINS	8	168	21.0	63	1
11/29/15	at Chiefs	6	158	26.3	48	2
12/06/15	TEXANS	3	109	36.3	53	1
12/20/15	at Washington	5	111	22.2	48t	2
01/03/16	JETS	11	136	12.4	38	0
12/24/16	DOLPHINS	7	154	22.0	53	1
09/21/17	at 49ers	6	106	17.7	47	2
09/16/18	at Steelers	6	100	16.7	40	0
10/28/18	BRONCOS	8	107	13.4	24	2
09/08/19	at Jaguars	9	198	22.0	68t	3

100-YARD RECEIVING GAMES (2): POSTSEASON

DATE	TEAM	NO.	YDS.	AVG.	LG	TD
01/20/19	PATRIOTS	4	114	28.5	54	0
01/19/20	TITANS	7	114	16.3	60t	1

2014 GAME-BY-GAME REGULAR SEASON STATISTICS (BILLS)

DATE	OPPONENT	P/S	RECEIVING					RUSHING					W/L	SCORE	
			NO	YDS	AVG	LG	TD	NO	YDS	AVG	LG	TD			
09/07	at Bears	S	3	31	10.3	25	0	0	0	0.0	0	0	0	W	23-20+
09/14	Dolphins	S	8	117	14.6	30	1	0	0	0.0	0	0	0	W	29-10
09/21	Chargers	S	2	19	9.5	16	0	0	0	0.0	0	0	0	L	10-22
09/28	at Texans	S	4	30	7.5	10	1	0	0	0.0	0	0	0	L	17-23
10/05	at Lions	S	7	87	12.4	22	0	0	0	0.0	0	0	0	W	17-14
10/12	Patriots	S	2	27	13.5	20	0	0	0	0.0	0	0	0	L	22-37
10/19	Vikings	S	9	122	13.6	26t	2	0	0	0.0	0	0	0	W	17-16
10/26	at Jets	S	3	157	52.3	84	1	0	0	0.0	0	0	0	W	43-23
11/09	Chiefs	S	4	27	6.8	8	0	0	0	0.0	0	0	0	L	13-17
11/13	at Dolphins	S	3	32	10.7	18	0	1	3	3.0	3	0	L	9-22	
11/24	Jets	S	3	35	11.7	17	0	0	0	0.0	0	0	0	W	38-3
11/30	Browns	S	3	11	3.7	5	0	0	0	0.0	0	0	0	W	26-10
12/07	at Broncos	S	7	127	18.1	35	0	0	0	0.0	0	0	0	L	17-24
12/14	Packers	S	1	28	28.0	28	0	0	0	0.0	0	0	0	W	21-13
12/21	at Raiders	S	3	75	25.0	42t	1	0	0	0.0	0	0	0	L	24-26
12/28	at Patriots	S	3	57	19.0	43	0	1	5	5.0	5	0	W	17-9	
2014 TOTALS	16-16		65	982	15.1	84	6	2	8	4.0	5	0	9-7		

+ - Overtime

2015 GAME-BY-GAME REGULAR SEASON STATISTICS (BILLS)

DATE	OPPONENT	P/S	RECEIVING					RUSHING					W/L	SCORE	
			NO	YDS	AVG	LG	TD	NO	YDS	AVG	LG	TD			
09/13	Colts	S	0	0	0.0	0	0	0	0	0.0	0	0	0	W	27-14
09/20	Patriots	S	6	60	10.0	24t	1	0	0	0.0	0	0	0	L	32-40
09/27	at Dolphins	S	1	39	39.0	39	0	0	0	0.0	0	0	0	W	41-14
10/04	Giants												L	10-24	
10/11	at Titans												W	14-13	
10/18	Bengals	S	4	48	12.0	22t	1	0	0	0.0	0	0	0	L	21-34
10/25	at Jaguars												L	31-34	
11/08	Dolphins	S	8	168	21.0	63	1	0	0	0.0	0	0	0	W	33-17
11/12	at Jets	S	3	14	4.7	6	0	0	0	0.0	0	0	0	W	22-17
11/23	at Patriots	S	3	39	13.0	16	0	0	0	0.0	0	0	0	L	13-20
11/29	at Chiefs	S	6	158	26.3	48	2	0	0	0.0	0	0	0	L	22-30
12/06	Texans	S	3	109	36.3	53	1	0	0	0.0	0	0	0	W	30-21
12/13	at Eagles	S	5	81	16.2	47t	1	1	1	1.0	1	0	L	20-23	
12/20	at Washington	S	5	111	22.2	48t	2	0	0	0.0	0	0	0	L	25-35
12/27	Cowboys	S	5	84	16.8	37	0	0	0	0.0	0	0	0	W	16-6
01/03	Jets	S	11	136	12.4	38	0	0	0	0.0	0	0	0	W	22-17
2015 TOTALS	13-13		60	1,047	17.5	63	9	1	1	1.0	1	0	8-8		

2016 GAME-BY-GAME REGULAR SEASON STATISTICS (BILLS)

DATE	OPPONENT	P/S	RECEIVING					RUSHING					W/L	SCORE
			NO	YDS	AVG	LG	TD	NO	YDS	AVG	LG	TD		
09/11	at Ravens	S	4	43	10.8	19	0	0	0	0.0	0	0	L	7-13
09/15	Jets	S	2	20	10.0	11	0	0	0	0.0	0	0	L	31-37
09/25	Cardinals												W	33-18
10/02	at Patriots												W	16-0
10/09	at Rams												W	30-19
10/16	49ers												W	45-16
10/23	at Dolphins												L	25-28
10/30	Patriots												L	25-41
11/07	at Seahawks												L	25-31
11/20	at Bengals												W	16-12
11/27	Jaguars	S	3	80	26.7	62	0	0	0	0.0	0	0	W	28-21
12/04	at Raiders	S	3	38	12.7	16	0	0	0	0.0	0	0	L	24-38
12/11	Steelers	S	4	54	13.5	18	1	0	0	0.0	0	0	L	20-27
12/18	Browns	S	1	10	10.0	10	0	0	0	0.0	0	0	W	33-13
12/24	Dolphins	S	7	154	22.0	53	1	0	0	0.0	0	0	L	31-34+
01/01	at Jets	S	4	31	7.8	14	0	0	0	0.0	0	0	L	10-30
2016 TOTALS		8-8	28	430	15.4	62	2	0	0	0.0	0	0	7-9	

+ - Overtime

2017 GAME-BY-GAME REGULAR SEASON STATISTICS (RAMS)

DATE	OPPONENT	P/S	RECEIVING					RUSHING					W/L	SCORE
			NO	YDS	AVG	LG	TD	NO	YDS	AVG	LG	TD		
09/10	Colts	S	5	58	11.6	24	0	0	0	0.0	0	0	W	46-9
09/17	Washington	S	2	30	15.0	28	0	0	0	0.0	0	0	L	20-27
09/21	at 49ers	P	6	106	17.7	47	2	0	0	0.0	0	0	W	41-39
10/01	at Cowboys	S	1	17	17.0	17	0	0	0	0.0	0	0	W	35-30
10/08	Seahawks	S	0	0	0.0	0	0	0	0	0.0	0	0	L	10-16
10/15	at Jaguars	S	1	11	11.0	11	0	0	0	0.0	0	0	W	27-17
10/22	Cardinals	S	3	42	14.0	16	0	0	0	0.0	0	0	W	33-0
11/05	at Giants	S	1	67	67.0	67t	1	0	0	0.0	0	0	W	51-17
11/12	Texans	S	2	41	20.5	24	1	0	0	0.0	0	0	W	33-7
11/19	at Vikings	S	3	36	12.0	15	0	0	0	0.0	0	0	L	7-24
11/26	Saints	S	4	82	20.5	31	1	0	0	0.0	0	0	W	26-20
12/03	at Cardinals	S	3	38	12.7	14	1	0	0	0.0	0	0	W	32-16
12/10	Eagles	S	3	21	7.0	15	1	0	0	0.0	0	0	L	35-43
12/17	at Seahawks	S	2	14	7.0	7	0	0	0	0.0	0	0	W	42-7
12/24	at Titans	S	3	30	10.0	16	1	0	0	0.0	0	0	W	27-23
12/31	49ers												L	13-34
2017 TOTALS		15-14	39	593	15.2	67t	8	0	0	0.0	0	0	11-5	

2018 GAME-BY-GAME REGULAR SEASON STATISTICS (CHIEFS)

DATE	OPPONENT	P/S	RECEIVING					RUSHING					W/L	SCORE
			NO	YDS	AVG	LG	TD	NO	YDS	AVG	LG	TD		
09/09	at Chargers	S	3	21	7.0	16	0	0	0	0.0	0	0	W	38-28
09/16	at Steelers	S	6	100	16.7	40	0	1	31	31.0	31	0	W	42-37
09/23	49ers	S	5	55	11.0	15	1	2	20	10.0	11	0	W	38-27
10/01	at Broncos	S	0	0	0.0	0	0	0	0	0.0	0	0	W	27-23
10/07	Jaguars	S	6	78	13.0	33	0	0	0	0.0	0	0	W	30-14
10/14	at Patriots	S	2	18	9.0	15	0	1	-1	-1.0	-1	0	L	40-43
10/21	Bengals	S	4	74	18.5	50	0	0	0	0.0	0	0	W	45-10
10/28	Broncos	S	8	107	13.4	24	2	0	0	0.0	0	0	W	30-23
11/04	at Browns	P	5	62	12.4	23	0	1	2	2.0	2	0	W	37-21
11/11	Cardinals												W	26-14
11/19	at Rams	S	1	4	4.0	4	0	0	0	0.0	0	0	L	51-54
12/02	at Raiders												W	40-33
12/09	Ravens												W	27-24+
12/13	Chargers												L	28-29
12/23	at Seahawks												L	31-38
12/30	Raiders												W	35-3
2018 TOTALS		10-9	40	519	13.0	50	3	5	52	10.4	31	0	12-4	

+ - Overtime

2019 GAME-BY-GAME REGULAR SEASON STATISTICS (CHIEFS)

DATE	OPPONENT	P/S	RECEIVING					RUSHING					W/L	SCORE
			NO	YDS	AVG	LG	TD	NO	YDS	AVG	LG	TD		
09/08	at Jaguars	S	9	198	22.0	68t	3	0	0	0.0	0	0	W	40-26
09/15	at Raiders	S	6	49	8.2	14	0	0	0	0.0	0	0	W	28-10
09/22	Ravens	S	5	64	12.8	36	0	0	0	0.0	0	0	W	33-28
09/29	at Lions	S	3	54	18.0	30	0	0	0	0.0	0	0	W	34-30
10/06	Colts	S	0	0	0.0	0	0	0	0	0.0	0	0	L	13-19
10/13	Texans												L	24-31
10/17	at Broncos						INACTIVE						W	30-6
10/27	Packers	S	5	45	9.0	25	0	0	0	0.0	0	0	L	24-31
11/03	Vikings	P	7	63	9.0	17	0	0	0	0.0	0	0	W	26-23
11/10	at Titans	S	5	39	7.8	10	0	2	12	6.0	11	0	L	32-35
11/18	at Chargers	S	2	26	13.0	15	0	0	0	0.0	0	0	W	24-17
12/01	Raiders	S	0	0	0.0	0	0	0	0	0.0	0	0	W	40-9
12/08	at Patriots	S	4	50	12.5	23	0	0	0	0.0	0	0	W	23-16
12/15	Broncos	S	3	49	16.3	29	0	0	0	0.0	0	0	W	23-3
12/22	at Bears	S	2	28	14.0	17	0	0	0	0.0	0	0	W	26-3
12/29	Chargers	S	1	8	8.0	8	0	0	0	0.0	0	0	W	31-21
2019 TOTALS		14-13	52	673	12.9	68t	3	2	12	6.0	11	0	12-4	

2017 GAME-BY-GAME POSTSEASON STATISTICS (RAMS)

DATE	OPPONENT	P/S	RECEIVING					RUSHING					W/L	SCORE
			NO	YDS	AVG	LG	TD	NO	YDS	AVG	LG	TD		
01/06	Falcons	S	1	23	23.0	23	0	0	0	0.0	0	0	L	13-26
2017 TOTALS		1-1	1	23	23.0	23	0	0	0	0.0	0	0	0-1	

2018 GAME-BY-GAME POSTSEASON STATISTICS (CHIEFS)

DATE	OPPONENT	P/S	RECEIVING					RUSHING					W/L	SCORE
			NO	YDS	AVG	LG	TD	NO	YDS	AVG	LG	TD		
01/12	Colts	S	6	62	10.3	34	0	1	-2	-2.0	-2	0	W	31-13
01/20	Patriots	S	4	114	28.5	54	0	0	0	0.0	0	0	L	31-37+
2018 TOTALS		2-2	10	176	17.6	54	0	1	-2	-2.0	-2	0	1-1	

+ - Overtime

2019 GAME-BY-GAME POSTSEASON STATISTICS (CHIEFS)

DATE	OPPONENT	P/S	RECEIVING					RUSHING					W/L	SCORE
			NO	YDS	AVG	LG	TD	NO	YDS	AVG	LG	TD		
01/12	Texans	S	2	76	38.0	48	0	1	14	14.0	14	0	W	51-31
01/19	Titans	S	7	114	16.3	60t	1	0	0	0.0	0	0	W	35-24
02/02	49ers	S	5	98	19.6	38	0	0	0	0.0	0	0	W	31-20
2019 TOTALS		3-3	14	288	20.6	60t	1	1	14	14.0	14	0	3-0	



ARMANI WATTS

SAFETY #23
TEXAS A&M



3RD YEAR IN THE NFL

3RD YEAR WITH THE CHIEFS

HEIGHT: 5'11"
WEIGHT: 205
DRAFTED: D4-18
BIRTHDAY: 3/19/96

- Third-year safety enters his third season with the Chiefs in 2020.
- Recorded first-career sack in Week 4 vs. Denver (10/1/18), dropping Denver QB Case Keenum for -10.0 yards.
- Originally entered the NFL as a fourth-round pick

(124th overall) by the Kansas City Chiefs in the 2018 NFL Draft.

Transactions:

Originally entered the NFL as a fourth-round pick (124th overall) by the Kansas City Chiefs in the 2018 NFL Draft.

COLLEGE

Was a four-year starter at Texas A&M (2014-17), appearing in 49 games for the Aggies ... Named to the AP All-America Third Team and first team All-SEC in 2017 recording 82 tackles, four interceptions and two forced fumbles ... Opened the 2017 season with 13 tackles, a forced fumble, a fumble recovery and two pass breakups at UCLA ... Tallied 56 tackles, six tackles for loss, 1.0 sack, two interceptions, two forced fumbles and two fumble recoveries his junior season ... As a sophomore led the Aggies with 126 tackles on the season ... In 2015 was the first Aggie to reach 100 tackles since 2010 and the first defensive back since 2003 ... As a true freshman won the starting free safety job in fall camp and emerged as one of the Aggies' top playmakers on defense ... Led the team with three interceptions and also contributed 59 tackles, including 38 solo stops and two tackles for loss.

PERSONAL

- First-team Class 4A All-State after making 64 tackles and nine interceptions as a senior at North Forney High School.
- Named first-team All-Area by the Dallas Morning News, first-team All-Texas High School by Dave Campbell's Texas Football and first-team all-district on offense and defense and as a return man.
- As a junior, Watts earned all-district honors at quarterback after racking up nearly 2,000 total yards, including 1,016 as a rusher.
- As a sophomore, he contributed 333 rushing yards and 231 receiving yards.
- Was a university studies major with a concentration in leadership in the College of Agriculture and Life Sciences at Texas A&M.
- Hometown: Forney, Texas.

ARMANI WATTS' NFL REGULAR SEASON DEFENSIVE STATISTICS

DATE	TEAM	GP	GS	TACKLES							INTERCEPTIONS					O. FUMB			ST				MISC			
				TK	S	A	TFL	YDS	SK	YDS	QBH	NO	YDS	LG	TD	PD	FF	FR	YDS	TK	S	A	FF	FR	S	A
2018	Chiefs	5	0	2	1	1	1	10	1.0	10.0	2	0	0	0	0	1	0	0	0	3	2	1	0	0	0	0
2019	Chiefs	16	0	7	5	2	1	7	1.0	7.0	1	0	0	0	0	0	0	0	10	8	2	0	0	0	0	
NFL TOTALS		21	0	9	6	3	2	17	2.0	17.0	3	0	0	0	0	1	0	0	0	13	10	3	0	0	0	0

ARMANI WATTS' NFL POSTSEASON DEFENSIVE STATISTICS

DATE	TEAM	GP	GS	TACKLES							INTERCEPTIONS					O. FUMB			ST				MISC		
				TK	S	A	TFL	YDS	SK	YDS	QBH	NO	YDS	LG	TD	PD	FF	FR	YDS	TK	S	A	FF	FR	S
2018	Chiefs	0	0	0	0	0	0	0	0.0	0.0	0	0	0	0	0	0	0	0	0	0	0	0	0	0	0
2019	Chiefs	3	0	0	0	0	0	0	0.0	0.0	0	0	0	0	0	0	0	0	0	1	1	0	0	0	0
NFL TOTALS		3	0	0	0	0	0	0	0.0	0.0	0	0	0	0	0	0	0	0	0	1	1	0	0	0	0



TERSRAWN WHARTON

DEFENSIVE END #98
MISSOURI S&T

ROOKIE

HEIGHT: 6'4"
WEIGHT: 255
DRAFTED: CFA-20
BIRTHDAY: 6/25/98



👁️ Rookie defensive end enters his first season with the Chiefs in 2020.

👁️ Originally entered the NFL as an undrafted free agent with the Chiefs in 2020.

Transactions:

Originally entered the NFL as an undrafted free agent with Kansas City in 2020.

COLLEGE

Spent four seasons (2016-19) at Missouri S&T ... Posted 59 tackles (36 solo), 11.5 tackles for loss, 7.5 sacks, one pass defended, one forced fumble and two fumble recoveries as a senior ... As a junior, was an all-Super Region 3 selection and named first-team All-GLVC after ranking second in the conference in sacks and tackles for a loss.


PERSONAL

- 👁️ Landed first-team All-Suburban Central Conference honors at University City High School.
- 👁️ Led the Lions in tackles with 110, which included 4.0 sacks and an interception.
- 👁️ Was a three-time all-conference selection and four-time academic scholar at his school.
- 👁️ Majored in psychology at Missouri S&T.
- 👁️ Hometown: University City, Mo.



DARREL WILLIAMS

RUNNING BACK #31
LSU



3RD YEAR IN THE NFL

3RD YEAR WITH THE CHIEFS

HEIGHT: 5'11"
WEIGHT: 224
DRAFTED: CFA-18
BIRTHDAY: 4/15/95

- Third-year running back enters his third season with the Chiefs in 2020.
- Originally entered the NFL as an undrafted free agent with the Chiefs in 2018.

Transactions:

Originally entered the NFL as an undrafted free agent with Kansas City in 2018.

COLLEGE

Played in 48 games at LSU (2014-17) rushing for 1,651 yards on 321 attempts with 19 touchdowns ... Also recorded 462 receiving yards on 38 receptions ... Finished his career ranked No. 21 in school history in rushing yards ... Became the first player in LSU history to have 100 yards rushing and receiving in the same game when he did it against Ole Miss in 2017 (103 rushing, 105 receiving) ... Rushed for 100 or more yards three times during his career and rushed for two or more touchdowns in a game five times ... Named one of LSU's two recipients of the Charles McClendon Most Valuable Players along with linebacker Devin White in 2017.

PERSONAL

- Set a single-season school record at John Ehret High School by rushing for 2,201 yards and 32 touchdowns as a senior.
- Also caught six passes for 309 yards and three scores during his senior season.
- Started at quarterback in 2012 and ran for more than 1,000 yards and scored 27 touchdowns.
- Led a John Ehret team that was winless in 2012 to a district championship in 2013.
- Member of the Baton Rouge Advocate Second Dozen.
- Hometown: Marrero, La.

DARREL WILLIAMS' NFL REGULAR SEASON RUSHING/RECEIVING STATISTICS

DATE	TEAM	RUSHING							RECEIVING				
		GP	GS	NO.	YDS.	AVG.	LG	TD	NO.	YDS	AVG	LG	TD
2018	Chiefs	6	0	13	44	3.4	8	0	3	27	9.0	11t	1
2019	Chiefs	12	0	41	141	3.4	41	3	15	167	11.1	52	1
NFL TOTALS		18	0	54	185	3.4	41	3	18	194	10.8	52	2

DARREL WILLIAMS' NFL POSTSEASON RUSHING/RECEIVING STATISTICS

DATE	TEAM	RUSHING							RECEIVING				
		GP	GS	NO.	YDS.	AVG.	LG	TD	NO.	YDS	AVG	LG	TD
2018	Chiefs	2	0	3	9	3.0	6t	1	0	0	0.0	0	0
2019	Chiefs	0	0	0	0	0.0	0	0	0	0	0.0	0	0
NFL TOTALS		2	0	3	9	3.0	6t	1	0	0	0.0	0	0

SINGLE-GAME HIGHS: RUSHING/RECEIVING

Rush Attempts 11 at Los Angeles Chargers, Nov 18, 2019
 11 vs. Oakland Raiders, Dec 30, 2018
 9 vs. Baltimore Ravens, Sep 22, 2019
 8 at Detroit Lions, Sep 29, 2019
 6 vs. Oakland Raiders, Dec 01, 2019

Rushing Yards 62 vs. Baltimore Ravens, Sep 22, 2019
 35 at Los Angeles Chargers, Nov 18, 2019
 31 vs. Oakland Raiders, Dec 30, 2018
 13 vs. Oakland Raiders, Dec 01, 2019
 13 at Detroit Lions, Sep 29, 2019
 ...1 more at 13.

Longest Runs 41 vs. Baltimore Ravens, Sep 22, 2019
 15 vs. Oakland Raiders, Dec 01, 2019
 8 vs. Green Bay Packers, Oct 27, 2019
 8 at Detroit Lions, Sep 29, 2019
 8 vs. Baltimore Ravens, Sep 22, 2019
 ...1 more at 8.

Rushing TDs 2 at Detroit Lions, Sep 29, 2019
 1 at Los Angeles Chargers, Nov 18, 2019

Receptions 5 vs. Baltimore Ravens, Sep 22, 2019
 3 at Detroit Lions, Sep 29, 2019
 2 at Los Angeles Chargers, Nov 18, 2019
 2 at Denver Broncos, Oct 17, 2019
 2 vs. Los Angeles Chargers, Dec 13, 2018

Receiving Yards 52 vs. Houston Texans, Oct 13, 2019
 47 vs. Baltimore Ravens, Sep 22, 2019
 43 at Detroit Lions, Sep 29, 2019
 19 vs. Los Angeles Chargers, Dec 13, 2018
 9 at Tennessee Titans, Nov 10, 2019

Longest Receptions 52 vs. Houston Texans, Oct 13, 2019
 30 at Detroit Lions, Sep 29, 2019
 16 vs. Baltimore Ravens, Sep 22, 2019
 11 at Detroit Lions, Sep 29, 2019
 11 vs. Baltimore Ravens, Sep 22, 2019
 ...1 more at 11.

Receiving TDs 1 vs. Oakland Raiders, Dec 01, 2019
 1 vs. Los Angeles Chargers, Dec 13, 2018

All-purpose yards 109 vs. Baltimore Ravens, Sep 22, 2019
 56 at Detroit Lions, Sep 29, 2019
 52 vs. Houston Texans, Oct 13, 2019
 43 at Los Angeles Chargers, Nov 18, 2019
 32 vs. Los Angeles Chargers, Dec 13, 2018

Special Teams Tackles 1 at Oakland Raiders, Dec 02, 2018

Most TDs 2 at Detroit Lions, Sep 29, 2019
 1 vs. Oakland Raiders, Dec 01, 2019
 1 at Los Angeles Chargers, Nov 18, 2019
 1 vs. Los Angeles Chargers, Dec 13, 2018

SINGLE-GAME HIGHS - POSTSEASON: RUSHING/RECEIVING

Rush Attempts 3 vs. Indianapolis Colts, Jan 12, 2019

Rushing Yards 9 vs. Indianapolis Colts, Jan 12, 2019

Longest Runs 6t vs. Indianapolis Colts, Jan 12, 2019
 2 vs. Indianapolis Colts, Jan 12, 2019
 1 vs. Indianapolis Colts, Jan 12, 2019

Rushing TDs 1 vs. Indianapolis Colts, Jan 12, 2019

All-purpose yards 9 vs. Indianapolis Colts, Jan 12, 2019

Special Teams Tackles 1 vs. New England Patriots, Jan 20, 2019
 1 vs. Indianapolis Colts, Jan 12, 2019

Most TDs 1 vs. Indianapolis Colts, Jan 12, 2019

2018 GAME-BY-GAME REGULAR SEASON STATISTICS (CHIEFS)

DATE	OPPONENT	P/S	RUSHING					RECEIVING					W/L	SCORE
			NO	YDS	AVG	LG	TD	NO	YDS	AVG	LG	TD		
09/09	at Chargers												W	38-28
09/16	at Steelers												W	42-37
09/23	49ers												W	38-27
10/01	at Broncos												W	27-23
10/07	Jaguars												W	30-14
10/14	at Patriots												L	40-43
10/21	Bengals												W	45-10
10/28	Broncos												W	30-23
11/04	at Browns												W	37-21
11/11	Cardinals	P	0	0	0.0	0	0	0	0	0.0	0	0	W	26-14
11/19	at Rams												L	51-54
12/02	at Raiders	P	0	0	0.0	0	0	0	0	0.0	0	0	W	40-33
12/09	Ravens	P	0	0	0.0	0	0	1	8	8.0	8	0	W	27-24+
12/13	Chargers	P	2	13	6.5	8	0	2	19	9.5	11t	1	L	28-29
12/23	at Seahawks	P	0	0	0.0	0	0	0	0	0.0	0	0	L	31-38
12/30	Raiders	P	11	31	2.8	6	0	0	0	0.0	0	0	W	35-3
2018 TOTALS		6-0	13	44	3.4	8	0	3	27	9.0	11t	1	12-4	

+ - Overtime

2019 GAME-BY-GAME REGULAR SEASON STATISTICS (CHIEFS)

DATE	OPPONENT	P/S	RUSHING					RECEIVING					W/L	SCORE
			NO	YDS	AVG	LG	TD	NO	YDS	AVG	LG	TD		
09/08	at Jaguars	P	0	0	0.0	0	0	0	0	0.0	0	0	W	40-26
09/15	at Raiders	P	0	0	0.0	0	0	0	0	0.0	0	0	W	28-10
09/22	Ravens	P	9	62	6.9	41	0	5	47	9.4	16	0	W	33-28
09/29	at Lions	P	8	13	1.6	8	2	3	43	14.3	30	0	W	34-30
10/06	Colts	P	0	0	0.0	0	0	0	0	0.0	0	0	L	13-19
10/13	Texans	P	0	0	0.0	0	0	1	52	52.0	52	0	L	24-31
10/17	at Broncos	P	2	1	0.5	1	0	2	5	2.5	6	0	W	30-6
10/27	Packers	P	2	10	5.0	8	0	0	0	0.0	0	0	L	24-31
11/03	Vikings	P	1	1	1.0	1	0	0	0	0.0	0	0	W	26-23
11/10	at Titans	P	2	6	3.0	5	0	1	9	9.0	9	0	L	32-35
11/18	at Chargers	P	11	35	3.2	6t	1	2	8	4.0	4	0	W	24-17
12/01	Raiders	P	6	13	2.2	15	0	1	3	3.0	3t	1	W	40-9
12/08	at Patriots												W	23-16
12/15	Broncos												W	23-3
12/22	at Bears												W	26-3
12/29	Chargers												W	31-21
2019 TOTALS		12-0	41	141	3.4	41	3	15	167	11.1	52	1	12-4	

2018 GAME-BY-GAME POSTSEASON STATISTICS (CHIEFS)

DATE	OPPONENT	P/S	RUSHING					RECEIVING					W/L	SCORE
			NO	YDS	AVG	LG	TD	NO	YDS	AVG	LG	TD		
01/12	Colts	P	3	9	3.0	6t	1	0	0	0.0	0	0	W	31-13
01/20	Patriots	P	0	0	0.0	0	0	0	0	0.0	0	0	L	31-37+
2018 TOTALS		2-0	3	9	3.0	6t	1	0	0	0.0	0	0	1-1	

+ - Overtime

2019 GAME-BY-GAME POSTSEASON STATISTICS (CHIEFS)

DATE	OPPONENT	P/S	RUSHING					RECEIVING					W/L	SCORE
			NO	YDS	AVG	LG	TD	NO	YDS	AVG	LG	TD		
01/12	Texans												W	51-31
01/19	Titans												W	35-24
02/02	49ers												W	31-20
2019 TOTALS		0-0	0	0	0.0	0	0	0	0	0.0	0	0	3-0	



DARRYL WILLIAMS

OFFENSIVE LINEMAN #61
MISSISSIPPI STATE

ROOKIE

HEIGHT: 6'3"
WEIGHT: 310
DRAFTED: CFA-20
BIRTHDAY: 6/10/97



👁️ Rookie offensive lineman enters his first season with the Chiefs in 2020.

👁️ Originally entered the NFL as an undrafted free agent with the Chiefs in 2020.

Transactions:

Originally entered the NFL as an undrafted free agent with Kansas City in 2020.

COLLEGE

Three-year starter who played in 45 games with 38 starts (25 at left guard, 13 at center) at Mississippi State ... Voted one of five team captains for the 2019 season ... Moved from left guard to center during spring ball prior to senior year ... In three seasons as a starter, played 2,246 snaps (1,449 at left guard, 797 at center) and allowed just 2.0 sacks across 1,031 snaps in pass protection, according to Pro Football Focus ... Helped the Bulldogs lead the SEC and finish tied for fourth among Power 5 programs with 16 200-yard rushing performances from 2018-19.

PERSONAL

👁️ Played all five positions on the line during his career at Bessemer City High School.

👁️ Played in the Alabama-Mississippi All-Star Classic in December 2014.

👁️ Hometown: Bessemer, Ala.



DAMIEN WILSON

LINEBACKER #54
MINNESOTA



6TH YEAR IN THE NFL

2ND YEAR WITH THE CHIEFS

HEIGHT: 6'0"
WEIGHT: 245
DRAFTED: UFA-19
BIRTHDAY: 5/28/93

- Sixth-year linebacker enters his second season with the Chiefs in 2020.
- Wilson recorded a career-high 25 solo tackles during the 2018 season with the Cowboys.
- Made his NFL debut as a rookie in the season opener, playing on special teams, against the N.Y. Giants (9/13/15).
- Originally entered the NFL as a fourth-round pick

(127th overall) by the Dallas Cowboys in the 2015 NFL Draft.

Transactions:

Signed by Kansas City (3/14/19) ... Originally entered the NFL as a fourth-round pick (127th overall) by the Dallas Cowboys in the 2015 NFL Draft.

COLLEGE

Appeared in 26 games (24 starts) at Minnesota in two seasons (2013-14) ... As a senior he led the team with 119 tackles, the most tackles by a Gopher since Kim Royston made 123 in 2011, a team-high 10.5 tackles for loss and tied for the team-lead with 4.0 sacks ... Also recorded one interception, four pass breakups, one forced fumble and two fumble recoveries ... Named to the media's All-Big Ten first-team, the coaches' All-Big Ten second-team and received the team's Carl Eller Award (outstanding defensive player) and Linebacker of the Year honors as a senior ... In his first season at Minnesota he was second on the team with 78 tackles and recorded 5.5 tackles for loss and 1.0 sack ... Transferred to Jones County Junior College as a sophomore and led the Mississippi Association of Community & Junior Colleges (MACJC), and was fourth in the nation, with a team-high 122 tackles (76 solo) at linebacker while starting all nine games. Also posted six tackles for loss, 2.0 sacks and two pass breakups ... As a true freshman at Alcorn State, tallied a team-best 69 tackles, 16 tackles for loss and 6.5 sacks while starting nine-of-10 games at defensive end.

PERSONAL

- Attended Amite County High School in Liberty, Miss.
- Majored in business and marketing education at Minnesota.
- Hometown: Gloster, Miss.

DAMIEN WILSON'S NFL REGULAR SEASON DEFENSIVE STATISTICS

DATE	TEAM	GP	GS	TACKLES							INTERCEPTIONS					O. FUMB			ST					MISC		
				TK	S	A	TFL	YDS	SK	YDS	QBH	NO	YDS	LG	TD	PD	FF	FR	YDS	TK	S	A	FF	FR	S	A
2015	Cowboys	16	0	7	4	3	1	1	0.0	0.0	0	0	0	0	0	0	0	0	0	8	6	2	0	0	0	0
2016	Cowboys	16	6	30	23	7	4	10	0.5	4.0	2	0	0	0	0	1	0	0	0	4	4	0	0	0	0	0
2017	Cowboys	16	9	39	26	13	0	0	1.0	1.0	4	0	0	0	0	1	0	0	0	6	6	0	1	0	0	0
2018	Cowboys	16	7	36	23	13	3	8	1.0	8.0	5	0	0	0	0	0	1	0	0	6	3	3	0	0	0	0
2019	Chiefs	16	16	81	52	29	3	12	1.5	9.5	4	0	0	0	0	1	1	0	0	0	0	0	0	0	0	0
NFL TOTALS		80	38	193	128	65	11	31	4.0	22.5	15	0	0	0	0	3	2	0	0	24	19	5	1	0	0	0

DAMIEN WILSON'S NFL POSTSEASON DEFENSIVE STATISTICS

DATE	TEAM	GP	GS	TACKLES							INTERCEPTIONS					O. FUMB			ST					MISC		
				TK	S	A	TFL	YDS	SK	YDS	QBH	NO	YDS	LG	TD	PD	FF	FR	YDS	TK	S	A	FF	FR	S	A
2016	Cowboys	1	0	1	1	0	0	0	0.0	0.0	0	0	0	0	0	0	0	0	0	0	0	0	0	0	0	0
2018	Cowboys	2	0	2	0	2	0	0	0.0	0.0	0	0	0	0	0	0	0	0	0	0	0	0	0	0	0	
2019	Chiefs	3	3	19	13	6	1	2	0.0	0.0	0	0	0	0	0	0	0	0	0	0	0	0	0	0	0	
NFL TOTALS		6	3	22	14	8	1	2	0.0	0.0	0	0	0	0	0	0	0	0	0	0	0	0	0	0	0	

SINGLE-GAME HIGHS: DEFENSIVE

Total Tackles	12 vs. Indianapolis Colts, Oct 06, 2019 8 at Detroit Lions, Sep 29, 2019 8 at Philadelphia Eagles, Jan 01, 2017 7 vs. Minnesota Vikings, Nov 03, 2019 7 vs. Green Bay Packers, Oct 27, 2019 ...1 more at 7.	Tackles For Loss	3 at Philadelphia Eagles, Jan 01, 2017 1 at New England Patriots, Dec 08, 2019 1 vs. Green Bay Packers, Oct 27, 2019 1 at Detroit Lions, Sep 29, 2019 ...5 more at 1. 1 at Philadelphia Eagles, Nov 11, 2018 2 at Oakland Raiders, Dec 17, 2017 2 at San Francisco 49ers, Oct 22, 2017 2 vs. Los Angeles Rams, Oct 01, 2017 ...1 more at 2.
Sacks	1.0 vs. Green Bay Packers, Oct 27, 2019 1.0 vs. New York Giants, Sep 16, 2018 1.0 at San Francisco 49ers, Oct 22, 2017 0.5 vs. Baltimore Ravens, Sep 22, 2019 ...1 more at 0.5.	Safeties	
Passes Defensed	1 at Oakland Raiders, Sep 15, 2019 1 at Arizona Cardinals, Sep 25, 2017 1 vs. Detroit Lions, Dec 26, 2016	Special Teams Tackles	1 at Oakland Raiders, Dec 17, 2017
Forced Fumbles	1 at Jacksonville Jaguars, Sep 08, 2019 1 vs. New York Giants, Sep 16, 2018	Special Teams Forced Fumbles	1 at Oakland Raiders, Dec 17, 2017

SINGLE-GAME HIGHS - POSTSEASON: DEFENSIVE

Total Tackles	8 vs. Houston Texans, Jan 12, 2020 7 vs. Tennessee Titans, Jan 19, 2020 4 vs. San Francisco 49ers, Feb 02, 2020 1 at Los Angeles Rams, Jan 12, 2019 1 vs. Seattle Seahawks, Jan 05, 2019 ...1 more at 1.	Tackles For Loss	1 vs. Tennessee Titans, Jan 19, 2020
----------------------	-------------------------------------------------------------------------------------------------------------------------------------------------------------------------------------------------------------------------	-------------------------	--------------------------------------

2015 GAME-BY-GAME REGULAR SEASON STATISTICS (COWBOYS)

DATE	OPPONENT	P/S	TACKLES							INTERCEPTIONS				O. FUMB			ST				MISC		W/L	SCORE			
			TK	S	A	SK	YDS	TFL	YDS	QBH	NO	YDS	LG	TD	PD	FF	FR	YDS	TK	S	A	FF			FR	S	A
09/13	Giants	P	0	0	0	0.0	0.0	0	0	0	0	0	0	0	0	0	0	0	0	0	0	0	0	0	W	27-26	
09/20	at Eagles	P	0	0	0	0.0	0.0	0	0	0	0	0	0	0	0	0	0	2	2	0	0	0	0	0	W	20-10	
09/27	Falcons	P	0	0	0	0.0	0.0	0	0	0	0	0	0	0	0	0	0	0	0	0	0	0	0	0	L	28-39	
10/04	at Saints	P	7	4	3	0.0	0.0	1	1	0	0	0	0	0	0	0	0	1	1	0	0	0	0	0	L	20-26+	
10/11	Patriots	P	0	0	0	0.0	0.0	0	0	0	0	0	0	0	0	0	0	1	1	0	0	0	0	0	L	6-30	
10/25	at Giants	P	0	0	0	0.0	0.0	0	0	0	0	0	0	0	0	0	0	1	0	1	0	0	0	0	L	20-27	
11/01	Seahawks	P	0	0	0	0.0	0.0	0	0	0	0	0	0	0	0	0	0	0	0	0	0	0	0	0	L	12-13	
11/08	Eagles	P	0	0	0	0.0	0.0	0	0	0	0	0	0	0	0	0	0	0	0	0	0	0	0	0	L	27-33+	
11/15	at Buccaneers	P	0	0	0	0.0	0.0	0	0	0	0	0	0	0	0	0	0	1	1	0	0	0	0	0	L	6-10	
11/22	at Dolphins	P	0	0	0	0.0	0.0	0	0	0	0	0	0	0	0	0	0	0	0	0	0	0	0	0	W	24-14	
11/26	Panthers	P	0	0	0	0.0	0.0	0	0	0	0	0	0	0	0	0	0	0	0	0	0	0	0	0	L	14-33	
12/07	at Washington	P	0	0	0	0.0	0.0	0	0	0	0	0	0	0	0	0	0	1	1	0	0	0	0	0	W	19-16	
12/13	at Packers	P	0	0	0	0.0	0.0	0	0	0	0	0	0	0	0	0	0	0	0	0	0	0	0	0	L	7-28	
12/19	Jets	P	0	0	0	0.0	0.0	0	0	0	0	0	0	0	0	0	0	0	0	0	0	0	0	0	L	16-19	
12/27	at Bills	P	0	0	0	0.0	0.0	0	0	0	0	0	0	0	0	0	0	0	0	0	0	0	0	0	L	6-16	
01/03	Washington	P	0	0	0	0.0	0.0	0	0	0	0	0	0	0	0	0	0	1	0	1	0	0	0	0	L	23-34	
2015 TOTALS			16-0	7	4	3	0.0	0.0	1	1	0	0	0	0	0	0	0	8	6	2	0	0	0	0	0	0	4-12

+ - Overtime

2016 GAME-BY-GAME REGULAR SEASON STATISTICS (COWBOYS)

DATE	OPPONENT	P/S	TACKLES							INTERCEPTIONS				O. FUMB			ST				MISC		W/L	SCORE		
			TK	S	A	SK	YDS	TFL	YDS	QBH	NO	YDS	LG	TD	PD	FF	FR	YDS	TK	S	A	FF			FR	S
09/11	Giants	P	0	0	0	0.0	0.0	0	0	0	0	0	0	0	0	0	0	0	0	0	0	0	0	0	L	19-20
09/18	at Washington	P	0	0	0	0.0	0.0	0	0	0	0	0	0	0	0	0	0	1	1	0	0	0	0	0	W	27-23
09/25	Bears	P	2	0	2	0.0	0.0	0	0	0	0	0	0	0	0	0	0	1	1	0	0	0	0	0	W	31-17
10/02	at 49ers	P	0	0	0	0.0	0.0	0	0	0	0	0	0	0	0	0	0	0	0	0	0	0	0	0	W	24-17
10/09	Bengals	P	0	0	0	0.0	0.0	0	0	0	0	0	0	0	0	0	0	0	0	0	0	0	0	0	W	28-14
10/16	at Packers	P	3	3	0	0.0	0.0	0	0	0	0	0	0	0	0	0	0	0	0	0	0	0	0	0	W	30-16
10/30	Eagles	P	3	3	0	0.0	0.0	0	0	0	0	0	0	0	0	0	0	0	0	0	0	0	0	0	W	29-23+
11/06	at Browns	S	1	0	1	0.5	4.0	0	0	1	0	0	0	0	0	0	0	1	1	0	0	0	0	0	W	35-10
11/13	at Steelers	P	2	2	0	0.0	0.0	0	0	0	0	0	0	0	0	0	0	0	0	0	0	0	0	0	W	35-30
11/20	Ravens	S	1	1	0	0.0	0.0	0	0	0	0	0	0	0	0	0	0	0	0	0	0	0	0	0	W	27-17
11/24	Washington	S	5	4	1	0.0	0.0	0	0	0	0	0	0	0	0	0	0	0	0	0	0	0	0	0	W	31-26
12/01	at Vikings	S	2	2	0	0.0	0.0	1	1	0	0	0	0	0	0	0	0	0	0	0	0	0	0	0	W	17-15
12/11	at Giants	P	0	0	0	0.0	0.0	0	0	0	0	0	0	0	0	0	0	1	1	0	0	0	0	0	L	7-10
12/18	Buccaneers	S	1	1	0	0.0	0.0	0	0	0	0	0	0	0	0	0	0	0	0	0	0	0	0	0	W	26-20
12/26	Lions	P	2	1	1	0.0	0.0	0	0	0	0	0	0	0	0	0	0	0	0	0	0	0	0	0	W	42-21
01/01	at Eagles	S	8	6	2	0.0	0.0	3	9	1	0	0	0	0	0	0	0	0	0	0	0	0	0	0	L	13-27
2016 TOTALS			16-6	30	23	7	0.5	4.0	4	10	2	0	0	0	0	1	0	4	4	0	0	0	0	0	0	13-3

+ - Overtime

2017 GAME-BY-GAME REGULAR SEASON STATISTICS (COWBOYS)

DATE	OPPONENT	P/S	TACKLES							INTERCEPTIONS				O. FUMB			ST				MISC		W/L	SCORE			
			TK	S	A	SK	YDS	TFL	YDS	QBH	NO	YDS	LG	TD	PD	FF	FR	YDS	TK	S	A	FF			FR	S	A
09/10	Giants	S	4	4	0	0.0	0.0	0	0	0	0	0	0	0	0	0	0	0	0	0	0	0	0	0	0	W	19-3
09/17	at Broncos	P	2	1	1	0.0	0.0	0	0	0	0	0	0	0	0	0	0	0	0	0	0	0	0	0	L	17-42	
09/25	at Cardinals	P	2	2	0	0.0	0.0	0	0	0	0	0	0	0	1	0	0	0	0	0	0	0	0	0	W	28-17	
10/01	Rams	S	5	2	3	0.0	0.0	0	0	0	1	0	0	0	0	0	0	0	0	0	0	0	0	0	L	30-35	
10/08	Packers	P	2	2	0	0.0	0.0	0	0	0	0	0	0	0	0	0	0	0	0	0	0	0	0	0	L	31-35	
10/22	at 49ers	S	1	0	1	1.0	1.0	0	0	0	0	0	0	0	0	0	0	0	0	0	0	0	0	0	W	40-10	
10/29	at Washington	S	2	1	1	0.0	0.0	0	0	1	0	0	0	0	0	0	0	0	0	0	0	0	0	0	W	33-19	
11/05	Chiefs	P	5	4	1	0.0	0.0	0	0	0	0	0	0	0	0	0	0	0	0	0	0	0	0	0	W	28-17	
11/12	at Falcons	S	3	1	2	0.0	0.0	0	0	0	0	0	0	0	0	0	0	0	0	0	0	0	0	0	L	7-27	
11/19	Eagles	S	1	1	0	0.0	0.0	0	0	1	0	0	0	0	0	0	0	0	0	0	0	0	0	0	L	9-37	
11/23	Chargers	S	1	1	0	0.0	0.0	0	0	1	0	0	0	0	0	0	0	0	0	0	0	0	0	0	L	6-28	
11/30	Washington	P	1	0	1	0.0	0.0	0	0	0	0	0	0	0	0	0	0	0	0	0	0	0	0	0	W	38-14	
12/10	at Giants	P	4	2	2	0.0	0.0	0	0	0	0	0	0	0	0	0	0	0	0	0	0	0	0	0	W	30-10	
12/17	at Raiders	S	2	2	0	0.0	0.0	0	0	0	0	0	0	0	0	0	0	0	0	0	1	0	0	0	W	20-17	
12/24	Seahawks	P	4	3	1	0.0	0.0	0	0	0	0	0	0	0	0	0	0	0	0	0	0	0	0	0	L	12-21	
12/31	at Eagles	S	0	0	0	0.0	0.0	0	0	0	0	0	0	0	0	0	0	0	0	0	0	0	0	0	W	6-0	
2017 TOTALS		16-9	39	26	13	1.0	1.0	0	0	4	0	0	0	0	1	0	0	0	6	6	1	0	0	0	9-7		

2018 GAME-BY-GAME REGULAR SEASON STATISTICS (COWBOYS)

DATE	OPPONENT	P/S	TACKLES							INTERCEPTIONS				O. FUMB			ST				MISC		W/L	SCORE		
			TK	S	A	SK	YDS	TFL	YDS	QBH	NO	YDS	LG	TD	PD	FF	FR	YDS	TK	S	A	FF			FR	S
09/09	at Panthers	P	3	1	2	0.0	0.0	0	0	0	0	0	0	0	0	0	0	0	0	0	0	0	0	0	L	8-16
09/16	Giants	S	3	2	1	1.0	8.0	0	0	1	0	0	0	0	0	1	0	0	0	0	0	0	0	0	W	20-13
09/23	at Seahawks	P	2	2	0	0.0	0.0	0	0	1	0	0	0	0	0	0	0	0	0	0	0	0	0	0	L	13-24
09/30	Lions	P	3	3	0	0.0	0.0	0	0	0	0	0	0	0	0	0	0	0	0	0	0	0	0	0	L	26-24
10/07	at Texans	P	3	2	1	0.0	0.0	1	3	0	0	0	0	0	0	0	0	0	0	0	0	0	0	0	W	16-19+
10/14	Jaguars	S	0	0	0	0.0	0.0	0	0	0	0	0	0	0	0	0	0	0	0	0	0	0	0	0	W	40-7
10/21	at Washington	S	3	0	3	0.0	0.0	0	0	0	0	0	0	0	0	0	0	0	0	0	0	0	0	0	L	17-20
11/05	Titans	S	3	1	2	0.0	0.0	0	0	1	0	0	0	0	0	0	0	0	0	0	0	0	0	0	L	14-28
11/11	at Eagles	P	2	1	1	0.0	0.0	0	0	0	0	0	0	0	0	0	0	0	0	0	0	0	0	0	W	27-20
11/18	at Falcons	S	1	1	0	0.0	0.0	1	1	1	0	0	0	0	0	0	0	0	0	0	0	0	0	0	W	22-19
11/22	Washington	S	2	1	1	0.0	0.0	0	0	0	0	0	0	0	0	0	0	0	0	0	0	0	0	0	W	31-23
11/29	Saints	P	2	2	0	0.0	0.0	0	0	0	0	0	0	0	0	0	0	0	0	0	0	0	0	0	W	13-10
12/09	Eagles	S	2	2	0	0.0	0.0	0	0	0	0	0	0	0	0	0	0	0	0	0	0	0	0	0	W	29-23+
12/16	at Colts	P	4	3	1	0.0	0.0	1	4	0	0	0	0	0	0	0	0	0	0	0	0	0	0	0	L	0-23
12/23	Buccaneers	P	0	0	0	0.0	0.0	0	0	0	0	0	0	0	0	0	0	0	0	0	0	0	0	0	W	27-20
12/30	at Giants	P	3	2	1	0.0	0.0	0	0	1	0	0	0	0	0	0	0	0	0	0	0	0	0	0	W	36-35
2018 TOTALS		16-7	36	23	13	1.0	8.0	3	8	5	0	0	0	0	0	1	0	0	6	3	3	0	0	0	10-6	

+ - Overtime

2019 GAME-BY-GAME REGULAR SEASON STATISTICS (CHIEFS)

DATE	OPPONENT	P/S	TACKLES							INTERCEPTIONS				O. FUMB			ST				MISC		W/L	SCORE		
			TK	S	A	SK	YDS	TFL	YDS	QBH	NO	YDS	LG	TD	PD	FF	FR	YDS	TK	S	A	FF			FR	S
09/08	at Jaguars	S	5	5	0	0.0	0.0	0	0	0	0	0	0	0	1	0	0	0	0	0	0	0	0	0	W	40-26
09/15	at Raiders	S	5	2	3	0.0	0.0	0	0	0	0	0	0	0	1	0	0	0	0	0	0	0	0	0	W	28-10
09/22	Ravens	S	5	4	1	0.5	0.5	0	0	1	0	0	0	0	0	0	0	0	0	0	0	0	0	0	W	33-28
09/29	at Lions	S	8	7	1	0.0	0.0	1	1	0	0	0	0	0	0	0	0	0	0	0	0	0	0	0	W	34-30
10/06	Colts	S	12	7	5	0.0	0.0	0	0	0	0	0	0	0	0	0	0	0	0	0	0	0	0	0	L	13-19
10/13	Texans	S	6	3	3	0.0	0.0	0	0	0	0	0	0	0	0	0	0	0	0	0	0	0	0	0	L	24-31
10/17	at Broncos	S	3	3	0	0.0	0.0	0	0	0	0	0	0	0	0	0	0	0	0	0	0	0	0	0	W	30-6
10/27	Packers	S	7	5	2	1.0	9.0	1	9	3	0	0	0	0	0	0	0	0	0	0	0	0	0	0	L	24-31
11/03	Vikings	S	7	4	3	0.0	0.0	0	0	0	0	0	0	0	0	0	0	0	0	0	0	0	0	0	W	26-23
11/10	at Titans	S	1	0	1	0.0	0.0	0	0	0	0	0	0	0	0	0	0	0	0	0	0	0	0	0	L	32-35
11/18	at Chargers	S	6	3	3	0.0	0.0	0	0	0	0	0	0	0	0	0	0	0	0	0	0	0	0	0	W	24-17
12/01	Raiders	S	2	1	1	0.0	0.0	0	0	0	0	0	0	0	0	0	0	0	0	0	0	0	0	0	W	40-9
12/08	at Patriots	S	6	4	2	0.0	0.0	1	2	0	0	0	0	0	0	0	0	0	0	0	0	0	0	0	W	23-16
12/15	Broncos	S	3	2	1	0.0	0.0	0	0	0	0	0	0	0	0	0	0	0	0	0	0	0	0	0	W	23-3
12/22	at Bears	S	1	1	0	0.0	0.0	0	0	0	0	0	0	0	0	0	0	0	0	0	0	0	0	0	W	26-3
12/29	Chargers	S	4	1	3	0.0	0.0	0	0	0	0	0	0	0	0	0	0	0	0	0	0	0	0	0	W	31-21
2019 TOTALS		16-16	81	52	29	1.5	9.5	3	12	4	0	0	0	0	1	1	0	0	0	0	0	0	0	0	12-4	

2016 GAME-BY-GAME POSTSEASON STATISTICS (COWBOYS)

DATE	OPPONENT	P/S	TACKLES							INTERCEPTIONS				O. FUMB			ST				MISC		W/L	SCORE		
			TK	S	A	SK	YDS	TFL	YDS	QBH	NO	YDS	LG	TD	PD	FF	FR	YDS	TK	S	A	FF			FR	S
01/15	Packers	P	1	1	0	0.0	0.0	0	0	0	0	0	0	0	0	0	0	0	0	0	0	0	0	0	L	31-34
2016 TOTALS		1-0	1	1	0	0.0	0.0	0	0	0	0	0	0	0	0	0	0	0	0	0	0	0	0	0	0-1	

2018 GAME-BY-GAME POSTSEASON STATISTICS (COWBOYS)

DATE	OPPONENT	P/S	TACKLES							INTERCEPTIONS				O. FUMB			ST				MISC		W/L	SCORE		
			TK	S	A	SK	YDS	TFL	YDS	QBH	NO	YDS	LG	TD	PD	FF	FR	YDS	TK	S	A	FF			FR	S
01/05	Seahawks	P	1	0	1	0.0	0.0	0	0	0	0	0	0	0	0	0	0	0	0	0	0	0	0	0	W	24-22
01/12	at Rams	P	1	0	1	0.0	0.0	0	0	0	0	0	0	0	0	0	0	0	0	0	0	0	0	L	22-30	
2018 TOTALS		2-0	2	0	2	0.0	0.0	0	0	0	0	0	0	0	0	0	0	0	0	0	0	0	0	1-1		

2019 GAME-BY-GAME POSTSEASON STATISTICS (CHIEFS)

DATE	OPPONENT	P/S	TACKLES							INTERCEPTIONS				O. FUMB			ST				MISC		W/L	SCORE	
			TK	S	A	SK	YDS	TFL	YDS	QBH	NO	YDS	LG	TD	PD	FF	FR	YDS	TK	S	A	FF			FR
01/12	Texans	S	8	5	3	0.0	0.0	0	0	0	0	0	0	0	0	0	0	0	0	0	0	0	0	W	51-31
01/19	Titans	S	7	6	1	0.0	0.0	1	2	0	0	0	0	0	0	0	0	0	0	0	0	0	0	W	35-24
02/02	49ers	S	4	2	2	0.0	0.0	0	0	0	0	0	0	0	0	0	0	0	0	0	0	0	0	W	31-20
2019 TOTALS		3-3	19	13	6	0.0	0.0	1	2	0	0	0	0	0	0	0	0	0	0	0	0	0	0	3-0	



JAMES WINCHESTER

LONG SNAPPER #41
OKLAHOMA



6TH YEAR IN THE NFL

6TH YEAR WITH THE CHIEFS

HEIGHT: 6'3"
WEIGHT: 240
DRAFTED: FA-15
BIRTHDAY: 6/8/89

- 👁 Sixth-year long snapper enters his sixth season with Kansas City in 2020.
- 👁 Originally entered the NFL as a free agent with the Eagles in 2013.

Career Highlights:

- 👁 Logged his first career fumble recovery at Denver in Week 12 of the 2016 season coming off a Denver muffed

punt return.

- 👁 Picked up second career fumble recovery at Los Angeles Chargers in Week 1 of 2018 season.

Transactions:

Signed by Kansas City (3/13/15) ... Released by Philadelphia (8/25/13) ... Originally entered the NFL as a free agent with the Philadelphia Eagles (8/12/13).

COLLEGE

Played in 26 games in two seasons (2010-11) at Oklahoma after he was a junior walk-on in 2010 ... Recovered three fumbles in 2010, which tied for the NCAA lead in that category.

PERSONAL

- 👁 Attended Washington High School.
- 👁 Father, Mike, was the punter at OU for two seasons (1984-85).
- 👁 Majored in human relations at Oklahoma.
- 👁 Hometown: Washington, Okla.

JAMES WINCHESTER'S NFL REGULAR SEASON STATISTICS

DATE	TEAM	GP
2015	Chiefs	16
2016	Chiefs	16
2017	Chiefs	16
2018	Chiefs	16
2019	Chiefs	16
NFL TOTALS		80

JAMES WINCHESTER'S NFL POSTSEASON STATISTICS

DATE	TEAM	GP
2015	Chiefs	2
2016	Chiefs	1
2017	Chiefs	1
2018	Chiefs	2
2019	Chiefs	3
NFL TOTALS		9

2015 GAME-BY-GAME REGULAR SEASON STATISTICS (CHIEFS)

DATE	OPPONENT		W/L	SCORE
09/13	at Texans	P	W	27-20
09/17	Broncos	P	L	24-31
09/28	at Packers	P	L	28-38
10/04	at Bengals	P	L	21-36
10/11	Bears	P	L	17-18
10/18	at Vikings	P	L	10-16
10/25	Steelers	P	W	23-13
11/01	Lions	P	W	45-10
11/15	at Broncos	P	W	29-13
11/22	at Chargers	P	W	33-3
11/29	Bills	P	W	30-22
12/06	at Raiders	P	W	34-20
12/13	Chargers	P	W	10-3
12/20	at Ravens	P	W	34-14
12/27	Browns	P	W	17-13
01/03	Raiders	P	W	23-17
2015 TOTALS	16		11-5	

2016 GAME-BY-GAME REGULAR SEASON STATISTICS (CHIEFS)

DATE	OPPONENT		W/L	SCORE
09/11	Chargers	P	W	33-27+
09/18	at Texans	P	L	12-19
09/25	Jets	P	W	24-3
10/02	at Steelers	P	L	14-43
10/16	at Raiders	P	W	26-10
10/23	Saints	P	W	27-21
10/30	at Colts	P	W	30-14
11/06	Jaguars	P	W	19-14
11/13	at Panthers	P	W	20-17
11/20	Buccaneers	P	L	17-19
11/27	at Broncos	P	W	30-27+
12/04	at Falcons	P	W	29-28
12/08	Raiders	P	W	21-13
12/18	Titans	P	L	17-19
12/25	Broncos	P	W	33-10
01/01	at Chargers	P	W	37-27
2016 TOTALS	16		12-4	

+ - Overtime

2017 GAME-BY-GAME REGULAR SEASON STATISTICS (CHIEFS)

DATE	OPPONENT		W/L	SCORE
09/07	at Patriots	P	W	42-27
09/17	Eagles	P	W	27-20
09/24	at Chargers	P	W	24-10
10/02	Washington	P	W	29-20
10/08	at Texans	P	W	42-34
10/15	Steelers	P	L	13-19
10/19	at Raiders	P	L	30-31
10/30	Broncos	P	W	29-19
11/05	at Cowboys	P	L	17-28
11/19	at Giants	P	L	9-12+
11/26	Bills	P	L	10-16
12/03	at Jets	P	L	31-38
12/10	Raiders	P	W	26-15
12/16	Chargers	P	W	30-13
12/24	Dolphins	P	W	29-13
12/31	at Broncos	P	W	27-24
2017 TOTALS	16		10-6	

+ - Overtime

2018 GAME-BY-GAME REGULAR SEASON STATISTICS (CHIEFS)

DATE	OPPONENT		W/L	SCORE
09/09	at Chargers	P	W	38-28
09/16	at Steelers	P	W	42-37
09/23	49ers	P	W	38-27
10/01	at Broncos	P	W	27-23
10/07	Jaguars	P	W	30-14
10/14	at Patriots	P	L	40-43
10/21	Bengals	P	W	45-10
10/28	Broncos	P	W	30-23
11/04	at Browns	P	W	37-21
11/11	Cardinals	P	W	26-14
11/19	at Rams	P	L	51-54
12/02	at Raiders	P	W	40-33
12/09	Ravens	P	W	27-24+
12/13	Chargers	P	L	28-29
12/23	at Seahawks	P	L	31-38
12/30	Raiders	P	W	35-3
2018 TOTALS	16		12-4	

+ - Overtime

2019 GAME-BY-GAME REGULAR SEASON STATISTICS (CHIEFS)

DATE	OPPONENT		W/L	SCORE
09/08	at Jaguars	P	W	40-26
09/15	at Raiders	P	W	28-10
09/22	Ravens	P	W	33-28
09/29	at Lions	P	W	34-30
10/06	Colts	P	L	13-19
10/13	Texans	P	L	24-31
10/17	at Broncos	P	W	30-6
10/27	Packers	P	L	24-31
11/03	Vikings	P	W	26-23
11/10	at Titans	P	L	32-35
11/18	at Chargers	P	W	24-17
12/01	Raiders	P	W	40-9
12/08	at Patriots	P	W	23-16
12/15	Broncos	P	W	23-3
12/22	at Bears	P	W	26-3
12/29	Chargers	P	W	31-21
2019 TOTALS	16		12-4	

2015 GAME-BY-GAME POSTSEASON STATISTICS (CHIEFS)

DATE	OPPONENT		W/L	SCORE
01/09	at Texans	P	W	30-0
01/16	at Patriots	P	L	20-27
2015 TOTALS	2		1-1	

2016 GAME-BY-GAME POSTSEASON STATISTICS (CHIEFS)

DATE	OPPONENT		W/L	SCORE
01/15	Steelers	P	L	16-18
2016 TOTALS	1		0-1	

2017 GAME-BY-GAME POSTSEASON STATISTICS (CHIEFS)

DATE	OPPONENT		W/L	SCORE
01/06	Titans	P	L	21-22
2017 TOTALS	1		0-1	

2018 GAME-BY-GAME POSTSEASON STATISTICS (CHIEFS)

DATE	OPPONENT		W/L	SCORE
01/12	Colts	P	W	31-13
01/20	Patriots	P	L	31-37+
2018 TOTALS	2		1-1	

+ - Overtime

2019 GAME-BY-GAME POSTSEASON STATISTICS (CHIEFS)

DATE	OPPONENT		W/L	SCORE
01/12	Texans	P	W	51-31
01/19	Titans	P	W	35-24
02/02	49ers	P	W	31-20
2019 TOTALS	3		3-0	



ANDREW WYLIE

GUARD #77
EASTERN MICHIGAN



3RD YEAR IN THE NFL

4TH YEAR WITH THE CHIEFS

HEIGHT: 6'6"
WEIGHT: 309
DRAFTED: FA-17
BIRTHDAY: 8/19/94

- Third-year tackle enters his fourth season with the Chiefs in 2020.
- Originally entered the NFL as an undrafted free agent with the Colts (5/15/17).

Honors:

- 2018 Mack Lee Hill Award Winner.

Transactions:

Signed by Kansas City (1/8/18) ... Signed to Kansas City's practice squad (12/29/17) ... Released by the Los Angeles Chargers (12/27/17) ... Signed to the Los Angeles Chargers practice squad (12/19/17) ... Released by Cleveland (12/15/17) ... Signed to Cleveland's practice squad (10/9/17) ... Released by Indianapolis (9/26/17) ... Signed to Indianapolis' practice squad (9/4/17) ... Released by Indianapolis (9/2/17) ... Originally entered the NFL as an undrafted free agent with the Indianapolis Colts in 2017.

COLLEGE

Appeared in 47 games (46 starts) on the offensive line for Eastern Michigan ... His 46 starts ranked fourth all-time in school history and his 47 appearances are tied for 12th all-time ... Started all 13 games at right tackle in 2016 and earned Third Team All-MAC honors after blocking for an offense that averaged 29.6 points per game, 455.2 yards per game, 159.1 rushing yards per game and 296.1 passing yards per game ... Was part of a 2016 team that recorded a 7-6 record and reached the Bahamas Bowl, the school's first bowl game since 1987.

PERSONAL

- Started for three years at Midland (Mich.) High School and led the Midland High offensive line that rushed for 2,200 yards and a 9-2 record.
- Named to the All-Saginaw Valley League first team and to The Daily News All-Area first team as a senior.
- Named to the All-Saginaw Valley League second team and to The Daily News All-Area first team as a junior.
- Was a Division 1-2 all-state honorable mention selection.
- Also an outstanding performer on the basketball team.
- Majored in communications at Eastern Michigan.
- Hometown: Midland, Mich.
- Last name pronounced: WHY-lee.

ANDREW WYLIE'S NFL REGULAR SEASON STATISTICS

DATE	TEAM	GP	GS
2017	Colts	0	0
2017	Browns	0	0
2017	Chargers	0	0
2017	Chiefs	0	0
2017	TOTAL	0	0
2018	Chiefs	16	10
2019	Chiefs	11	11
NFL TOTALS		27	21

Went from **Indianapolis** to **Cleveland**.

Went from **Cleveland** to **L.A. Chargers**.

Went from **L.A. Chargers** to **Kansas City**.

ANDREW WYLIE'S NFL POSTSEASON STATISTICS

DATE	TEAM	GP	GS
2017	Chiefs	0	0
2018	Chiefs	2	2
2019	Chiefs	0	0
NFL TOTALS		2	2

2017 GAME-BY-GAME REGULAR SEASON STATISTICS
(COLTS/BROWNS/CHARGERS/CHEIEFS)

DATE	OPPONENT	P/S	W/L	SCORE
09/10	at Rams		L	9-46
09/17	Cardinals		L	13-16+
09/24	Browns		W	31-28
10/01	at Seahawks		L	18-46
10/08	49ers		W	26-23+
				Went from Colts to Browns .
10/15	at Texans		L	17-33
10/22	Titans		L	9-12+
10/29	Vikings		L	16-33
11/12	at Lions		L	24-38
11/19	Jaguars		L	7-19
11/26	at Bengals		L	16-30
12/03	at Chargers		L	10-19
12/10	Packers		L	21-27+
12/17	Ravens		L	10-27
				Went from Browns to Chargers .
12/24	at Jets		W	14-7
				Went from Chargers to Chiefs .
12/31	at Broncos		W	27-24
2017 TOTALS		0-0	4-12	

+ - Overtime

2018 GAME-BY-GAME REGULAR SEASON STATISTICS (CHIEFS)

DATE	OPPONENT	P/S	W/L	SCORE
09/09	at Chargers	P	W	38-28
09/16	at Steelers	P	W	42-37
09/23	49ers	P	W	38-27
10/01	at Broncos	P	W	27-23
10/07	Jaguars	P	W	30-14
10/14	at Patriots	P	L	40-43
10/21	Bengals	S	W	45-10
10/28	Broncos	S	W	30-23
11/04	at Browns	S	W	37-21
11/11	Cardinals	S	W	26-14
11/19	at Rams	S	L	51-54
12/02	at Raiders	S	W	40-33
12/09	Ravens	S	W	27-24+
12/13	Chargers	S	L	28-29
12/23	at Seahawks	S	L	31-38
12/30	Raiders	S	W	35-3
2018 TOTALS		16-10	12-4	

+ - Overtime

2019 GAME-BY-GAME REGULAR SEASON STATISTICS (CHIEFS)

DATE	OPPONENT	P/S	W/L	SCORE
09/08	at Jaguars	S	W	40-26
09/15	at Raiders	S	W	28-10
09/22	Ravens	S	W	33-28
09/29	at Lions	S	W	34-30
10/06	Colts	S	L	13-19
10/13	Texans		L	24-31
10/17	at Broncos		W	30-6
10/27	Packers		L	24-31
11/03	Vikings	S	W	26-23
11/10	at Titans	S	L	32-35
11/18	at Chargers	S	W	24-17
12/01	Raiders	S	W	40-9
12/08	at Patriots	S	W	23-16
12/15	Broncos	S	W	23-3
12/22	at Bears		W	26-3
12/29	Chargers		W	31-21
2019 TOTALS		11-11	12-4	

2017 GAME-BY-GAME POSTSEASON STATISTICS (CHIEFS)

DATE	OPPONENT	P/S	W/L	SCORE
01/06	Titans		L	21-22
2017 TOTALS		0-0	0-1	

2018 GAME-BY-GAME POSTSEASON STATISTICS (CHIEFS)

DATE	OPPONENT	P/S	W/L	SCORE
01/12	Colts	S	W	31-13
01/20	Patriots	S	L	31-37+
2018 TOTALS		2-2	1-1	

+ - Overtime

2019 GAME-BY-GAME POSTSEASON STATISTICS (CHIEFS)

DATE	OPPONENT	P/S	W/L	SCORE
01/12	Texans		W	51-31
01/19	Titans		W	35-24
02/02	49ers		W	31-20
2019 TOTALS		0-0	3-0	



DEON YELDER

TIGHT END #82
WESTERN KENTUCKY



3RD YEAR IN THE NFL

3RD YEAR WITH THE CHIEFS

HEIGHT: 6'4"
WEIGHT: 255
DRAFTED: FA-18
BIRTHDAY: 6/3/95

📺 Third-year tight end enters his third season with the Chiefs in 2020.

📺 Originally entered the NFL as an undrafted free agent with the Saints in 2018.

Transactions:

Signed to Kansas City's active roster from the practice squad (10/23/18) ... Signed to Kansas City's practice squad (10/4/18) ... Released by New Orleans (10/2/18) ... Signed to New Orleans' practice squad (9/2/18) ... Released by New Orleans (8/31/18) ... Originally entered the NFL as an undrafted free agent with New Orleans in 2018.

COLLEGE

Played in 30 career games (12 starts) at Western Kentucky (2014-17) ... Began his senior year in 2017 with no career offensive statistics, but he finished the season ranking second in receiving with 52 catches for 688 yards, while leading the Hilltoppers with seven receiving touchdowns ... Finished fourth nationally in receptions and third in receiving yards among tight ends ... His seven touchdown catches ranked 10th-most in a single season in WKU history, while ranking second among tight ends in the program's FBS Era ... Recorded at least three catches and 30 receiving yards in 11-of-12 starts as a senior ... 2018 NFLPA Bowl Invitee ... 2017 Conference USA Honorable Mention ... John Mackey Tight End of the Week (Oct. 14, 2017) ... PFF College National Tight End of the Week (Oct. 28, 2017) ... 2017 Burlsworth Trophy Nominee.

PERSONAL

📺 Played tight end at Southern Magnet Career Academy (Ky.) High School.

📺 Was also a basketball standout.

📺 Graduated from Western Kentucky with a bachelor's degree in business and interdisciplinary studies.

📺 Hometown: Louisville, Ky.

DEON YELDER'S NFL REGULAR SEASON RUSHING/RECEIVING STATISTICS

DATE	TEAM	GP	GS	RECEIVING					RUSHING				
				NO.	YDS	AVG	LG	TD	NO.	YDS.	AVG.	LG	TD
2018	Saints	0	0	0	0	0.0	0	0	0	0	0.0	0	0
Went from New Orleans to Kansas City .													
2018	Chiefs	3	0	0	0	0.0	0	0	0	0	0.0	0	0
2018	TOTAL	3	0	0	0	0.0	0	0	0	0	0.0	0	0
2019	Chiefs	9	1	3	50	16.7	24	0	0	0	0.0	0	0
NFL TOTALS		12	1	3	50	16.7	24	0	0	0	0.0	0	0

DEON YELDER'S NFL POSTSEASON RUSHING/RECEIVING STATISTICS

DATE	TEAM	GP	GS	RECEIVING					RUSHING				
				NO.	YDS	AVG	LG	TD	NO.	YDS.	AVG.	LG	TD
2018	Chiefs	0	0	0	0	0.0	0	0	0	0	0.0	0	0
2019	Chiefs	3	0	1	11	11.0	11	0	0	0	0.0	0	0
NFL TOTALS		3	0	1	11	11.0	11	0	0	0	0.0	0	0

DEON YELDER'S NFL REGULAR SEASON RETURN STATISTICS

DATE	TEAM	KICKOFF RETURNS					PUNT RETURNS					
		RET.	YDS.	AVG.	LG	TD	NO.	FC	YDS	AVG	LG	TD
2018	Saints	0	0	0.0	0	0	0	0	0	0.0	0	0
Went from New Orleans to Kansas City .												
2018	Chiefs	0	0	0.0	0	0	0	0	0	0.0	0	0
2018	TOTAL	0	0	0.0	0	0	0	0	0	0.0	0	0
2019	Chiefs	0	0	0.0	0	0	0	0	0	0.0	0	0
NFL TOTALS		0	0	0.0	0	0	0	0	0	0.0	0	0

DEON YELDER'S NFL POSTSEASON RETURN STATISTICS

DATE	TEAM	KICKOFF RETURNS					PUNT RETURNS					
		RET.	YDS.	AVG.	LG	TD	NO.	FC	YDS	AVG	LG	TD
2018	Chiefs	0	0	0.0	0	0	0	0	0	0.0	0	0
2019	Chiefs	0	0	0.0	0	0	0	0	0	0.0	0	0
NFL TOTALS		0	0	0.0	0	0	0	0	0	0.0	0	0

SINGLE-GAME HIGHS: RUSHING/RECEIVING

Receptions	2 at Detroit Lions, Sep 29, 2019	Longest Receptions	24 at Detroit Lions, Sep 29, 2019
	1 at Tennessee Titans, Nov 10, 2019		19 at Detroit Lions, Sep 29, 2019
Receiving Yards	43 at Detroit Lions, Sep 29, 2019	All-purpose yards	43 at Detroit Lions, Sep 29, 2019
	7 at Tennessee Titans, Nov 10, 2019		7 at Tennessee Titans, Nov 10, 2019

SINGLE-GAME HIGHS - POSTSEASON: RUSHING/RECEIVING

Receptions	1 vs. Houston Texans, Jan 12, 2020	Longest Receptions	11 vs. Houston Texans, Jan 12, 2020
Receiving Yards	11 vs. Houston Texans, Jan 12, 2020	All-purpose yards	11 vs. Houston Texans, Jan 12, 2020

2018 GAME-BY-GAME REGULAR SEASON STATISTICS (SAINTS/CHIEFS)

DATE	OPPONENT	P/S	RECEIVING					RUSHING					W/L	SCORE
			NO	YDS	AVG	LG	TD	NO	YDS	AVG	LG	TD		
09/09	Buccaneers												L	40-48
09/16	Browns												W	21-18
09/23	at Falcons												W	43-37+
09/30	at Giants												W	33-18
Went from Saints to Chiefs .														
10/07	Jaguars												W	30-14
10/14	at Patriots												L	40-43
10/21	Bengals												W	45-10
10/28	Broncos	P	0	0	0.0	0	0	0	0	0.0	0	0	W	30-23
11/04	at Browns	P	0	0	0.0	0	0	0	0	0.0	0	0	W	37-21
11/11	Cardinals	P	0	0	0.0	0	0	0	0	0.0	0	0	W	26-14
11/19	at Rams												L	51-54
12/02	at Raiders												W	40-33
12/09	Ravens												W	27-24+
12/13	Chargers												L	28-29
12/23	at Seahawks												L	31-38
12/30	Raiders												W	35-3
2018 TOTALS		3-0	0	0	0.0	0	0	0	0	0.0	0	0	11-5	

+ - Overtime

2019 GAME-BY-GAME REGULAR SEASON STATISTICS (CHIEFS)

DATE	OPPONENT	P/S	RECEIVING					RUSHING					W/L	SCORE
			NO	YDS	AVG	LG	TD	NO	YDS	AVG	LG	TD		
09/08	at Jaguars												W	40-26
09/15	at Raiders												W	28-10
09/22	Ravens	P	0	0	0.0	0	0	0	0	0.0	0	0	W	33-28
09/29	at Lions	P	2	43	21.5	24	0	0	0	0.0	0	0	W	34-30
10/06	Colts	P	0	0	0.0	0	0	0	0	0.0	0	0	L	13-19
10/13	Texans	P	0	0	0.0	0	0	0	0	0.0	0	0	L	24-31
10/17	at Broncos	P	0	0	0.0	0	0	0	0	0.0	0	0	W	30-6
10/27	Packers	P	0	0	0.0	0	0	0	0	0.0	0	0	L	24-31
11/03	Vikings	P	0	0	0.0	0	0	0	0	0.0	0	0	W	26-23
11/10	at Titans	P	1	7	7.0	7	0	0	0	0.0	0	0	L	32-35
11/18	at Chargers	S	0	0	0.0	0	0	0	0	0.0	0	0	W	24-17
12/01	Raiders												W	40-9
12/08	at Patriots												W	23-16
12/15	Broncos												W	23-3
12/22	at Bears												W	26-3
12/29	Chargers												W	31-21
2019 TOTALS		9-1	3	50	16.7	24	0	0	0	0.0	0	0	12-4	

2018 GAME-BY-GAME POSTSEASON STATISTICS (CHIEFS)

DATE	OPPONENT	P/S	RECEIVING					RUSHING					W/L	SCORE
			NO	YDS	AVG	LG	TD	NO	YDS	AVG	LG	TD		
01/12	Colts												W	31-13
01/20	Patriots												L	31-37+
2018 TOTALS		0-0	0	0	0.0	0	0	0	0	0.0	0	0	1-1	

+ - Overtime

2019 GAME-BY-GAME POSTSEASON STATISTICS (CHIEFS)

DATE	OPPONENT	P/S	RECEIVING					RUSHING					W/L	SCORE
			NO	YDS	AVG	LG	TD	NO	YDS	AVG	LG	TD		
01/12	Texans	P	1	11	11.0	11	0	0	0	0.0	0	0	W	51-31
01/19	Titans	P	0	0	0.0	0	0	0	0	0.0	0	0	W	35-24
02/02	49ers	P	0	0	0.0	0	0	0	0	0.0	0	0	W	31-20
2019 TOTALS		3-0	1	11	11.0	11	0	0	0	0.0	0	0	3-0	

SUPER BOWL LIV
CHAMPIONS



HISTORY

AFL ORIGINS

1958 — Lamar Hunt's efforts to acquire an expansion NFL franchise for his hometown of Dallas were rebuked by the league. However, his desire to secure a professional football franchise was further heightened after watching the historic '58 NFL Championship Game between the Baltimore Colts and the N.Y. Giants, which later became known as "The Greatest Game Ever Played."

1959 — After another attempt at landing an NFL expansion franchise for Dallas was spurned, NFL officials suggested that Hunt contact the Wolfner family, owners of the Chicago Cardinals franchise. Violet Bidwell Wolfner, mother of current Cardinals owner William Bidwell, and her husband Walter eventually agreed to sell Hunt 20 percent of the Cardinals franchise. Hunt declined the opportunity. He then conceived the concept of forming a second league. "Why wouldn't a second league work?" Hunt recalled. "There was an American and National League in baseball, why not football?" Hunt contacted several other individuals who had expressed interest in the Cardinals franchise — Bud Adams (Houston), Bob Howsam (Denver), Max Winter and Bill Boyer (Minneapolis) — and gauged their interest in forming a second league. Adams quickly signed on and the young league, albeit still very much in its infancy stages, already had its first rivalry.

With four teams in the ranks including Hunt's Dallas franchise, he sought franchises in New York and Los Angeles. Before ownership in those cities was secured, Hunt sought the NFL's blessing for his endeavor, hoping that NFL Commissioner Bert Bell would oversee both leagues. "I told myself I didn't want to go into this if it meant some kind of battle," Hunt remembered. "Of course, this was one of the more naive thoughts in the history of pro sports." Although the NFL wanted no part of Hunt's new league, Hunt gave his blessing for Bell to mention it in the course of his testimony before a Congressional committee on July 28th. "At that point, no one had put up a penny, and I had no commitments from New York or Los Angeles," Hunt continued. "But Bert Bell had announced it. We were in

business."

Within weeks, Barron Hilton (Los Angeles) and Harry Wismer (New York) agreed to enter the six-team league. On August 14th, the first meeting of the new league was held in Chicago. Charter memberships were issued to six original cities — Dallas, New York, Houston, Denver, Los Angeles and Minneapolis. The league was officially christened the American Football League on August 22nd. Ralph Wilson (Buffalo) was awarded the league's seventh franchise on October 28th and William Sullivan (Boston) became the

league's eighth owner on November 23rd, the date of the inaugural AFL draft, which lasted 33 rounds. All eight original owners agreed to contribute \$25,000 and to post a performance bond of \$100,000. "Before there was a player, coach or general manager in the league, there was Lamar Hunt," said Sullivan. "Hunt was the cornerstone, the integrity of the league. Without him, there would have been no AFL."

In November, the league nearly disbanded before it even played a single game. Winter announced that he was withdrawing from the league to accept an NFL franchise for Minneapolis. The NFL now envisioned an expansion franchise for Dallas, as well, but Hunt declined that offer. "It (the AFL) was so important to me," Hunt said. "I had a lot of money in it, a lot invested in it. Emotionally, I spent a lot of time, effort and energy on it. I felt an obligation. A guy like Billy Sullivan had everything he had in it. It wouldn't have been the right thing to do."

The AFL forged forward as former World War II hero and two-term South Dakota governor Joe Foss was named commissioner on November 30th. A second, 20-round AFL draft was held on December 2nd. Hunt pursued both legendary University of Oklahoma coach Bud Wilkinson and N.Y. Giants defensive assistant Tom Landry to lead his Texans franchise. Wilkinson opted

THE FOOLISH CLUB

The whole idea of the AFL seemed so far-fetched, the eight team owners were whimsically named "The Foolish Club." Lamar Hunt credited Wayne Valley of the Oakland ownership group for coining that moniker. "I was an amateur photographer and had taken some color pictures of the '64 season," Hunt explained. "I sent out a montage as Christmas gifts one year. At the top was the hand-lettered phrase, The Foolish Club." Both the name and the league would stick.

The American Football League Owners, 1961 — Seated from left: K.S. "Bud" Adams (Houston), Joe Foss (AFL Commissioner). Standing from left: Bill Sullivan (Boston), Cal Kunz (Denver), Ralph Wilson (Buffalo), Lamar Hunt (Dallas), Harry Wismer (New York), Wayne Valley (Oakland), Barron Hilton (San Diego).



to stay at Oklahoma, while Landry was destined to coach the NFL's franchise in Dallas. Hunt settled on a relatively unknown assistant coach from the University of Miami (Florida), Hank Stram. "One of the biggest reasons I hired Hank was that he really wanted the job," Hunt explained. "It turned out to be a very lucky selection on my part."

1960 — Hunt was elected President of the AFL on January 26th. Minneapolis officially withdrew from the AFL on January 27th. An ownership group from

Dallas was awarded an expansion NFL franchise on January 28th to begin play that season in direct competition with the Texans. That same day, AFL owners approved the two-point conversion rule which was utilized for the AFL's 10-year existence, a rule that wouldn't resurface in the NFL for 34 more years. On January 30th, Oakland replaced Minneapolis as the eighth AFL outpost. In another ironic twist, the Chicago Cardinals franchise, which Hunt had attempted to purchase a year earlier, received permission from the NFL to transfer to St. Louis on March 13th. Perhaps the most important moment in the AFL's formative years came on June 9th when the league signed a five-year television contract with ABC that paid each club \$112,000 during the '60 season.

The Texans set up offices in the Mercantile Securities Building, while Foss headquartered the AFL offices out of Dallas, as well. The Texans shared the Cotton Bowl for three seasons with the NFL's Cowboys. Reserved seats were \$4, general admission \$2 and high school students paid \$.90 that initial season. Don Rossi served as the team's General Manager until November when he was succeeded by Jack Steadman. The Texans conducted their inaugural training camp at the New Mexico Military Institute in Roswell, N.M. The club embarked on a whirlwind preseason barnstorming tour that featured road games in Oakland, Tulsa, Boston, Abilene and Little Rock. An announced crowd of 51,000 at the Cotton Bowl witnessed a 24-3 victory vs. Houston (9/2) as the club concluded a perfect 6-0 preseason record.

The initial regular season victory in team history came by a 34-16 count at Oakland (9/16) thanks to 88 rushing yards, a TD and two FGs from FB Jack Spikes (TCU). In addition to Spikes, the Texans also had a strong home-state identity with QB Cotton Davidson (Baylor), LB Sherrill Headrick (TCU) and RB Abner Haynes (North Texas State). Haynes led the league with 875 rushing yards and nine TDs, as well as combined net yards (2,100) and punt return average (15.4). Haynes' combined net yardage mark remained a franchise record until 2001. Thanks to Haynes, the Texans had a flashy, high-scoring club, which finished the year at 8-6 as three close losses kept the squad from challenging for the division title. The Texans averaged 24,500 for their home games, the highest average attendance in the league.

1961—Don Klosterman joined the franchise as Director of Player Personnel and a wealth of college talent was infused into the franchise's veins. The Texans and the NFL's Dallas Cowboys both drafted LB E.J. Holub (Texas Tech), described by many scouts as "the best football player in America." Holub decided to play for

the Texans, joining three future Chiefs Hall of Famers – DT/DE Jerry Mays (SMU), TE Fred Arbanas (Michigan State) and T Jim Tyrer (Ohio State) – as part of the club's draft class. The club moved its training camp to Hunt's alma mater of SMU and started the regular season at 3-1 before hitting a six-game losing skid, the longest such streak of Stram's tenure with the franchise. One of those losses was a 28-21 decision in a Friday night contest at Boston (11/3) which featured a bizarre ending as a raincoat-clad fan knocked down a potential game-tying TD from Davidson to Chris Burford on the game's final play. The team rebounded to claim wins in three of its final four contests to finish 6-8, marking the club's second straight finish behind the Chargers in the AFL West standings.



**LENNY
THE
COOL**

A pivotal moment in franchise history took place on July 2, 1962 when Hank Stram signed free agent QB Len Dawson. Dawson entered the NFL as a first-round draft pick of Pittsburgh in '57, but was waived by Cleveland on June 12th. After spending five uneventful years in the NFL with the Steelers and Browns, Dawson received his final shot at pro football redemption from Stram. Convinced that Dawson was the man to lead the franchise on the field, the only trade personally orchestrated by Lamar Hunt in team history occurred after the season's first game when the Chiefs sent QB Cotton Davidson to Oakland in exchange for the Raiders first-round pick in '63, a pick that was used to select Hall of Fame DT Buck Buchanan with the first overall selection. As for Dawson, he didn't disappoint in '62, throwing 29 TD passes to earn AFL Player of the Year honors.

1962 — Stram was named Coach of the Year and RB Curtis McClinton (Kansas) was named the '62 AFL Rookie of the Year. Haynes became the franchise's first 1,000-yard rusher, concluding the season with 1,049 yards and an AFL-high 13 rushing TDs.

The Texans clinched their initial AFL Western Division Championship in November and finished with an 11-3 regular season record. Dallas won the '62 AFL Championship when K Tommy Brooker connected on a 25-yard field goal during the second overtime of the title game, giving the Texans a 20-17 victory at Houston (12/23). Spanning an elapsed time of 77:54, the game still stands as the second-longest contest in pro football history as the franchise claimed its first of three AFL titles.



GOIN' TO KANSAS CITY

1963 — Despite the Texans championship season in '62, the Dallas market simply could not sustain

two professional football franchises. Kansas City Mayor H. Roe Bartle learned of Hunt's interest in a new home for the Texans and extended an invitation for Hunt and Jack Steadman to move the franchise to Mid-America. After the duo visited Kansas City on an incognito basis, an ambitious campaign took shape to deliver on Bartle's guarantee to Hunt of tripling the season-ticket base the Texans had enjoyed in Dallas. Kansas City's mayor, nicknamed "The Chief," also promised to add 3,000 permanent seats to Municipal Stadium, as well as 11,000 temporary bleacher seats. Along with Bartle, a number of other prominent Kansas Citians stepped forward to aid in the efforts, putting together more than 1,000 workers to sell season tickets. On May 22nd, Hunt announced he was moving the franchise to Kansas City. Hunt and Stram jested at one point about calling the relocated team the Kansas City Texans, but thanks to the insistence of Steadman and a "name-



Stram

the-team” contest, the Chiefs were officially christened on May 26th, in part to honor the efforts of Bartle. During their inaugural season in Kansas City, the Chiefs charged \$7 for box seats and \$6 for reserved seats at Municipal Stadium.



Three highly-routed draft choices began their tenures with the club in '63. Hunt's trade of Davidson landed the number one overall selection in the AFL Draft, which Kansas City used to select Hall of Fame DT Buck Buchanan (Grambling). Ironically, the Raiders would later draft Hall of Fame G Gene Upshaw in '67 for the express purpose of blocking Buchanan. The Chiefs tabbed G Ed Budde (Michigan State) with their own number one selection, while stealing another future Hall of Fame inductee, LB Bobby Bell (Minnesota) in the seventh round. Buchanan, Budde and Bell all became starters on their way to a combined 526 games with the team. The first appearance of the Chiefs in Municipal Stadium attracted just 5,721 fans for a 17-13 preseason victory vs. Buffalo (8/9). Tragedy struck the club when rookie RB Stone Johnson (Grambling), who was a sprinter in the '60 Olympics in Rome, suffered a fractured vertebra in his neck in a preseason game vs. Houston (8/30) in Wichita, Kan. He died 10 days later on September 8th and his jersey number 33 was subsequently retired. Kansas City opened the regular season with a 59-7 victory at Denver (9/7), a contest that remains the highest-scoring effort in team history. On October 1st, the club moved into its new Swope Park practice facility on East 63rd Street, where the team's headquarters remained until the opening of Arrowhead Stadium in '72. The Chiefs managed just one win and two ties in their next nine games before racking up three consecutive wins to close the year at 5-7-2.



1964 — On January 29th, the AFL and NBC signed a landmark five-year, \$36-million television contract beginning with the '65 season. The Chiefs began the year with a 2-1 mark before dropping three consecutive games as several of the team's best players, including LB E.J. Holub, TE Fred Arbanas and S Johnny Robinson, missed numerous games with injuries. Arbanas missed the final two games of the year after undergoing surgery to his left eye, in which he suffered almost total loss of vision. RB Mack Lee Hill (Southern), who signed with the club as a rookie free agent and received a \$300 signing bonus, muscled his way into the starting lineup and earned a spot in the AFL All-Star Game. The club finished the season with two consecutive wins to close the season at 7-7, finishing second in the AFL West behind San Diego (8-5-1). An average of 18,126 fans attended each home game at Municipal Stadium, prompting talks at the AFL owners' meeting about the future of the franchise in Kansas City.

BIDDING WARS, MERGER TALKS & GLORY DAYS

1965 — The AFL and NFL had been openly competing for talent for years, but that bidding war for players heated up

for the Chiefs in '65. Kansas City made RB Gale Sayers (Kansas) their first-round draft pick, but Sayers eventually signed with the Chicago Bears.

The club suffered a devastating blow when RB Mack Lee Hill suffered torn ligaments in his right knee in the next-to-last regular season game of the year at Buffalo (12/12). Following what was expected to be a routine surgery on December 14th at Menorah Hospital in Kansas City, Hill died from what was termed “a sudden and massive embolism.” Hunt called Hill's death “the worst shock possible.” Beginning the following year, the club annually bestowed the Mack Lee Hill Award on its top rookie or first-year performer in honor of this fallen young star. Just days after Hill's unexpected death, the mourning Chiefs defeated Denver (12/19) to finish the year with a 7-5-2 record.

1966 — The escalation in player salaries paid by the two leagues eventually led to a series of clandestine meetings between Hunt and Tex Schramm of the Cowboys that began in April at Love Field in Dallas. While merger groundwork was being laid, the Chiefs engaged in more subterfuge during the '66 draft. DE Aaron Brown (Minnesota) was highly coveted by many clubs, including the NFL's Steelers. The Steelers couldn't locate Brown on draft day since he was already aboard a flight with Hunt, who carried out the first mid-air signing in team history. Despite being drafted in the 20th round of the AFL Draft, the Chiefs signed Heisman Trophy RB Mike Garrett (USC) who earned AFL Rookie of the Year honors. Plans for the AFL-NFL merger were officially announced by NFL Commissioner Pete Rozelle on June 8th. The Chiefs started the season at 3-0, including a 32-10 win at Oakland (9/18) in the first contest played at the Oakland-Alameda County Coliseum. A crowd of 43,885 attended the Chiefs home opener vs. defending AFL Champion Buffalo (10/2), the largest ever to witness a sports event in Kansas City at the time. The Chiefs dropped a 29-14 decision to the Bills, but after the contest, Stram and Buffalo Head Coach Joe Collier negotiated a trade in the middle of the field. Kansas City got K Mike Mercer for a fifth-round pick, solidifying one of the few weaknesses on the squad. Dawson led the league in passing, while Taylor became the

first 1,000-yard receiver in franchise history, registering 1,297 yards. The Chiefs finished three games in front of Oakland to claim an AFL West title with an 11-2-1 record, setting the stage for the franchise's second trip to the AFL Championship Game.

1967 — Using a dazzling I-formation offense and a smothering defense, the Chiefs claimed a dominating 31-7 victory in the AFL title game at Buffalo (1/1) on the same day that future Chiefs star Derrick Vincent Thomas was born in Miami, Fla. That victory propelled Kansas City to the first AFL-NFL World Championship Game, later renamed Super Bowl I. The term “Super Bowl” was coined by Hunt during a committee meeting, inspired by a “Super Ball” owned by each of his three children. Although not officially

THE OTIS ACQUISITION

One of the more colorful tales in franchise lore transpired days before the '65 draft. The Cowboys had WR Otis Taylor (Prairie View A&M) sequestered at the Continental Hotel in Dallas. Chiefs scout Lloyd Wells, who was instrumental in the signing of many key players during the '60s, thought he had Taylor's services secured for the Chiefs when he learned of the Cowboys chicanery. After ascertaining the receiver's location from Taylor's mother, Wells posed as a reporter from Ebony magazine and slipped his phone number to Taylor unbeknownst to a Cowboys “bodyguard” watching Taylor's hotel door. At 3:00 AM one of the greatest “escapes” in franchise history was consummated as the receiver climbed out a bathroom window and into an awaiting Cadillac. Taylor and Wells boarded a flight for Kansas City later that morning and Taylor, with a shiny new vehicle in his possession, was subsequently drafted by the Chiefs in the fourth round, beginning an illustrious Kansas City career.



adopted until the third such AFL-NFL World Championship Game, the name Super Bowl was seized upon by the media and quickly became a part of the worldwide sports lexicon. At the Los Angeles Memorial Coliseum, the Chiefs met Vince Lombardi's powerful Green Bay Packers (1/15). The Chiefs played the Packers close for a half, trailing 14-10, but Green Bay took control in the final two quarters, winning the game by a score of 35-10.

The club's special teams got a boost with the addition of K Jan Stenerud (Montana State), who originally enrolled in school on a skiing scholarship, and KR Noland "Super Gnat" Smith (Tennessee State). Interest in the team skyrocketed, forcing an increase in seating capacity at Municipal Stadium from 40,000 to 47,000. In June, Jackson County voters approved a \$43 million bond issue for construction of The Truman Sports



LEGENDARY LINEBACKERS

The Chiefs found a pair of linebacking gems in the second round of the '67 draft in #51 Jim Lynch (Notre Dame) and #63 Willie Lanier (Morgan State). That duo joined #78 Bobby Bell to form one of the most legendary linebacker trios in pro football annals.



Complex.

The first contest between AFL and NFL teams in Kansas City resulted in a commanding 66-24 Chiefs victory vs. Chicago at Municipal Stadium (8/23). Injuries again hit the club hard during the regular season as the Chiefs clawed their way to a 9-5 record.

1968 — A debate raged in Kansas City whether the club's new stadium should be built downtown or at a "remote" location. A location in Eastern Jackson County was chosen as the site and groundbreaking ceremonies took place in July with plans calling for a unique "rolling roof" design. The '68 Chiefs boasted one of the finest defenses ever assembled by the club, allowing a franchise-low 170 points (12.1 ppg). The nucleus of the defensive unit was clearly in its prime, producing six AFL All-Stars, including all three of the squad's linebackers. Offensively, Dawson led the AFL in passing for the fourth time. The Chiefs began the season with a 7-1 record and rattled off five straight victories to close the regular season at 12-2, sharing the AFL West crown with the Raiders and setting up an AFL Western Division Playoff Game. Kansas City lost a 41-6 decision at Oakland (12/22) in the club's first postseason outing since Super Bowl I as the Raiders advanced to the AFL Championship Game against the N.Y. Jets.

1969 — The Chiefs continued the momentum they built during the '68 campaign by posting a perfect 6-0 record during preseason play. Kansas City began the regular season with four consecutive road games for the only time in team history. After a decisive 27-9 win at San Diego (9/14), the club posted a 31-0 shutout at Boston (9/21), but Dawson sustained a knee injury against the Patriots. The once-optimistic picture for the Chiefs went from bad to worse the following week when backup QB Jacky Lee went down with a broken ankle in a 24-19 loss at Cincinnati (9/28). That injury left the team's most crucial position in the hands of second-year QB Mike Livingston, who took just five snaps as a rookie in '68. However, Livingston engineered a five-game winning streak, while getting plenty of help

from the club's defense. The team's home opener at Municipal Stadium was played in a daylong deluge referred to as a "frog-strangler" by Chiefs radio broadcaster Bill Grigsby. The Chiefs and Oilers combined for 14 fumbles in a 24-0 Kansas City victory (10/12). Dawson returned to the starting lineup in a 27-3 win vs. San Diego (11/9) and guided the club to three wins in the season's next four games. Broncos coach Lou Saban was infuriated following the Chiefs 31-17 win vs. Denver (11/27). Trailing 24-17 late in the game, Denver attempted an onside kick that was recovered by LB Bobby Bell, who promptly returned that kick for a 53-yard TD. Livingston started the following week vs. Buffalo (12/7) for an again-injured

Dawson, who returned for the regular season finale at Oakland (12/13). A 10-6 loss vs. the Raiders gave the Chiefs an 11-3 record, good for second in the division behind Oakland (12-1-1). In an AFL Divisional Playoff Game at the N.Y. Jets (12/20), Kansas City rode its dominating defense which produced a crucial goal-line stand en route to a 13-6 win over the defending Super Bowl champions to set up a rematch with the Raiders in the final AFL Championship Game.

THREE-TIME AFL CHAMPIONS

With a 17-7 win over the Oakland Raiders in the '69 AFL Championship Game, Kansas City became the only team in AFL history to claim three league titles. The club also won AFL Championships in '62 and in '66. During the AFL's 10-year existence, the Chiefs compiled a league-best 87-48-5 (.639) regular season record under head coach Hank Stram.



Hunt and Stram

1970 — In the final game in AFL history, the Chiefs became the league's only three-time champions, defeating the Raiders by a 17-7 count at Oakland (1/4). Making the victory even more satisfying for the Chiefs was the fact that the Raiders players had to sheepishly walk out of the stadium with the luggage they had packed for New Orleans and Super Bowl IV. During the days preceding Kansas City's clash with the heavily-favored Vikings, unsubstantiated media reports associating Dawson with a known gambler hounded the Chiefs quarterback. The night before the game, Ed Sabol of NFL Films approached Vikings coach Bud Grant about being miked for the game. Grant declined, but Stram accepted. As both the Chiefs and the cameras rolled, Stram clamored for his team to run "65 toss power trap" and to "keep matriculating the ball down the field." The Chiefs used the game as a crusade for the American Football League and wore "AFL-10" patches which referred to the league's 10-year existence. The Chiefs used three Stenerud FGs and a Garrett TD run to take a 16-0 halftime lead. A dynamic 46-yard TD pass from Dawson to Taylor in the third quarter sealed the victory as Dawson was named the game's Most Valuable

Player. Perhaps the grittiest performance of the day came from S Johnny Robinson, who registered two interceptions and a fumble recovery despite playing with three broken ribs. At approximately 5:20 p.m., the final seconds ticked off the clock at Tulane Stadium as the biggest moment in Kansas City sports history came to a peak as the Chiefs were crowned World Champions by claiming a 23-7 victory in Super Bowl IV (1/11). A victory parade ensued upon the club's triumphant return to Kansas City the following day.

Replicating the success of '69 proved a difficult task for Stram and company. RB Mike Garrett, who was the club's all-time leading rusher at the time, was traded to San Diego and replaced in the lineup by RB Ed Podolak. Despite a 44-24 win at Baltimore (9/28) in just the second-ever telecast of ABC's Monday Night Football package, the Chiefs owned a 3-3-1 record at the season's midpoint. One of the season's pivotal junctures came in a 17-17 tie vs. Oakland (11/1). The Chiefs were ahead 17-14 when Dawson apparently sealed the win, running for a first down which would have allowed Kansas City to run out the clock. While on the ground, Dawson was speared by Raiders DE Ben Davidson in an infamous incident that cost the Chiefs a victory and further inflamed the already heated Chiefs-Raiders rivalry. WR Otis Taylor retaliated and a bench-clearing brawl ensued. Offsetting penalties were called, nullifying Dawson's first down. The Chiefs were forced to punt and Raiders K George Blanda eventually booted a game-tying FG with 0:08 remaining. That tie ultimately cost the Chiefs a tie with Oakland for the division crown as Kansas City finished the year with a 7-5-2 record, while the Raiders went 8-4-2.

1971 — The '71 Chiefs were regarded by many as the finest squad ever assembled by the franchise, including Lamar Hunt. "I always thought that was the peak of our best team, our '71 squad," Hunt recalled. The '71 Chiefs fielded perhaps the most complete squad in franchise history, featuring a team-record 11 Pro Bowl performers. Offensively, WR Otis Taylor led the league with 1,110 receiving yards. The longstanding linebacking trio of Willie Lanier, Bobby Bell and Jim Lynch was the league's best. The offensive line was headlined by G Ed Budde and T Jim Tyrer, while the defensive front featured a pair of Pro Bowlers in DTs Buck Buchanan and Curley Culp. Both K Jan Stenerud and P Jerrel Wilson represented the squad in the Pro Bowl, as well. The '71 squad became the first in team annals to register two Monday Night Football wins. After bolting to a 5-1-1 start, the club went 5-2 during the second half of the season to finish the year at 10-3-1. A 16-14 home victory vs. Oakland (12/12) gave the franchise its initial AFC West title.

The great promise of the '71 campaign ended dramatically in the longest game in NFL history, an AFC Divisional Playoff Game played on Christmas Day. It took 82:40, but a 37-yard FG from Dolphins K Garo Yepremian finally ended the game as Miami claimed a 27-24 double OT win in the final football contest played at Municipal Stadium. Podolak accounted for an incredible 350 combined net yards, a figure that remains an NFL postseason record. The baton of power in the AFC was officially passed to the Dolphins, who went on to appear in three consecutive Super Bowls. It would be the Chiefs last playoff appearance for 15 years, effectively signaling the conclusion of the franchise's original glory days.

FOND FAREWELLS

1972 — The last original member of the '60 Dallas Texans departed on July 12th when S Johnny Robinson announced his retirement at training camp. Meanwhile, QB Len Dawson

ended speculation about his retirement by signing a two-year contract. Hunt became the first AFL figure to be inducted into the Pro Football Hall of Fame on July 29th.

The Chiefs lost a 20-10 decision vs. Miami (9/17) on Opening Day at Arrowhead in front

ARROWHEAD OPENS

After two different construction strikes and a myriad of other delays, Arrowhead Stadium was officially dedicated on August 12, 1972 when the Chiefs registered a 24-14 victory vs. the St. Louis Cardinals. RB Ed Podolak scored the first TD in the facility. "It was supposed to be finished on July 1st and it wasn't even close," recalled Jack Steadman. In fact, seats weren't even installed yet in some areas of the stadium, including Hunt's private suite, where guests sat on folding chairs that inaugural year. Regular season ticket prices for the team's first season in Arrowhead were \$8 for box seats and \$7 for reserved seating. Mayor H. Roe Bartle is shown at right trying out the first seat installed in Arrowhead.



of a crowd of 79,829. Municipal Stadium hosted its final pro sporting event as the Royals defeated the Rangers by a 4-0 count (10/4). A standing-room-only crowd of 82,094 fans was in attendance for a 27-14 victory vs. Oakland (11/5), the largest "in-house" attendance total for an NFL contest in Arrowhead's history. After a 5-3 start, a three-game losing streak effectively eliminated the club from playoff contention. An 8-6 record was good enough for only a second-place finish in the AFC West behind Oakland. LB Willie Lanier became the first Chiefs player to receive the prestigious NFL Man of the Year Award.

1973 — The defense kept the club in virtually every game thanks to a nucleus that still included the bulk of the squad's Super Bowl IV starters. QB Mike Livingston started in a 23-13 Opening Day loss vs. Los Angeles (9/16), but Dawson returned to rally the club for three consecutive wins to get the club off to a 3-1 start for a third straight year. Inconsistency and injuries took their toll down the stretch, though. Dawson made his final start of the year in a 23-14 loss at Buffalo (10/29) and was replaced for the remainder of the year by Livingston, beginning a string of three straight seasons in which both players split time at the position. Livingston led the club to three straight wins, putting the team in first place in mid-November with a 6-3-1 record. A 1-2-1 ledger over the season's final month ended the club's postseason aspirations as the team finished the year in a second-place tie with Denver at 7-5-2. Dawson became the second Chiefs player in as many years to win the NFL Man of the Year Award.



1974 — The AFC-NFC Pro Bowl was held at Arrowhead on January 20th with the AFC claiming a 15-13 win thanks to five FGs from Miami K Garo Yepremian. While the club's sparkling new facility was drawing rave reviews, the Chiefs roster was beginning to show its age. The result was the team's first losing season in 11 years as the club was unable to string together consecutive victories during the year, a first in Chiefs franchise history. Many of the club's key players were entering the twilight of their careers: Dawson was 39, T Jim

Tyrer was 35, LB Bobby Bell, DT Buck Buchanan and G Ed Budde were 34, T Dave Hill was 33 and WR Otis Taylor was 32. One of the year's few bright spots in the 5-9 season was CB Emmitt Thomas, who led the league with a franchise-record 12 INTs. The final game of the '74 campaign marked the final time all six of Kansas City's Pro Football Hall of Fame players from the club's Super Bowl era took the field together with Stram. Including Lamar Hunt and five future Vikings Hall of Famers, an amazing total of 13 Hall of Fame inductees were involved in that '74 game. That 35-15 loss vs. Minnesota (12/14) provided an anti-climatic conclusion to Stram's illustrious coaching career in Kansas City and was also the final game in a Chiefs uniform for eight-time All-Pro LB Bobby Bell. Three days later, the only head coach in franchise history was relieved of his duties on December 27th after compiling a 124-76-10 regular season record with the club.

1975 — San Francisco 49ers defensive coordinator Paul Wiggin was named the second head coach in franchise history on January 23rd. A former Pro Bowl defensive end for the Cleveland Browns, Wiggin inherited the unenviable task of rebuilding a squad whose pool of talent had been largely depleted due to age and a number of ill-fated trades that had left the club devoid of first-round draft choices in '73 and '75. After an 0-3 start to the season, Wiggin directed the Chiefs to three straight wins, beginning with a convincing 42-10 victory vs. Oakland (10/12). The highlight of the season was a 34-31 upset win at Dallas (11/10) on Monday Night Football. But the club could not maintain that success. Owning a 5-5 record heading into the homestretch of the season, injuries to a number of key players crippled the team. The team dropped its final four contests of the year to finish at 5-9 for the second consecutive season. The regular season finale at Oakland (12/21) marked the final games in the Hall of Fame careers of Dawson and Buchanan.

1976 — Buck Buchanan officially hung up his spikes in February, while Dawson announced his retirement on May 1st. Off the field, Jack Steadman was promoted to President and Jim Schaaf was named General Manager in August. On the field, Kansas City's fortunes didn't improve in the second year of the Wiggin regime. The club dropped three straight home games before suffering a 50-17 setback at Buffalo (10/3), opening the season at 0-4 for the first time in team history. The team registered a 3-1 record during a successful midseason stretch but could not maintain that momentum. After lingering in Dawson's shadow for eight seasons, QB Mike Livingston was firmly entrenched as the team's starter, becoming the first signal-caller to start every regular season game since Dawson in '68. Even though he played well and rallied the squad for wins in two of the season's final three games, the Chiefs still ended the year with their third consecutive 5-9 record. RB Ed Podolak surpassed RB Abner Haynes as the all-time leading ground gainer in team history in the final game of the year vs. Cleveland (12/12). RB MacArthur Lane was another offensive threat, becoming the first player in franchise history to lead the league in receptions (66). One of the club's final ties to its glory days was severed when the dismantling of Municipal Stadium began on April 13th. A portion of the site was later developed into a community garden.

1977 — On the field, the Chiefs suffered their worst season to date, winning just twice and undergoing a midseason coaching change. An 0-5 start doomed the squad with a 44-7 loss at Cleveland (10/30) effectively sealing Wiggin's fate. Despite the club's record Wiggin was still a popular figure in Kansas City, but was nonetheless relieved of his duties on Halloween, marking the first in-season coaching switch in team history. Wiggin concluded his tenure with an 11-24 record. Defensive backs coach Tom Bettis was named interim coach and claimed a 20-10 victory vs. Green Bay (11/6) in the club's initial contest under his direction, but it was the only victory of his brief head coaching tenure. The team endured a six-game losing streak to conclude the season at 2-12. Bettis and the remainder of the coaching staff assembled by Wiggin were released on December 19th, one day after a 21-20 loss at Oakland (12/18) in the regular season finale. Marv Levy, the former head coach of the CFL's Montreal Alouettes, was named the fourth head coach in franchise history on December 20th. The heart and soul of the Chiefs once-vaunted defense departed when roommates Lanier and Lynch, who both joined the club together as second-round draft picks in '67, retired following the '77 campaign. Baltimore later acquired Lanier's rights in a trade, but failed to lure him out of retirement.



THE LEVY ERA

1978 — Levy's systematic restocking of a relatively barren defensive roster began with a '78 draft class that included a pair of future Chiefs Hall of Fame enshrinees in DE Art Still (Kentucky) and LB Gary Spani (Kansas State). Another tie to the club's Super Bowl IV team was cut when RB Ed Podolak, who was the club's all-time leading rusher at the time, retired on June 15th. Perhaps Levy's most unconventional tactic in rebuilding the Chiefs was installing the Wing-T offense. "It was a situation where we took over a team that had the worst defensive record in the history of the National Football League," Levy later explained. "We wanted to keep that defense off the field, so we ran the ball 60 times a game." The '78 Chiefs ran and ran often, posting franchise

"GIVE A CHEER FOR KANSAS CITY"
by Marv Levy
Give a cheer for Kansas City,
Loud and clear for the Red and Gold,
As the Chiefs march on to victory
Like our mighty teams of old.
(Refrain)
Rah, Rah, Rah, for Kansas City
Rah, Rah, Rah for Red and Gold
As the Chiefs march on to victory
Like our mighty teams of old
Beat the drum, here they come
Warriors, brave and strong.
In the stands, loyal fans
Cheer our team along

records with 663 rushing attempts and 2,986 ground yards. Levy's squad ran the ball a staggering 69 times in a 24-23 Opening Day win at Cincinnati (9/3), the most rushing attempts in an NFL contest since '48. Five different players had 100-yard rushing games during the year, including RB Tony Reed who finished the season with 1,053 yards to become the team's first 1,000-yard back since '67. Despite the squad's Opening Day success, the club lost 10 of its next 11 games, including a pair of OT decisions. However, the team showed signs of improvement with the defense recording a 23-0 shutout vs. San Diego (11/26) as the club concluded its first 16-game schedule with a 4-12 mark.

1979 — Kansas City owned a pair of picks in the first round of the draft, selecting DE Mike Bell (Colorado State) and QB Steve Fuller (Clemson). By the season's third game, Fuller had supplanted QB Mike Livingston as the club's starter. With Fuller at the helm, the Chiefs owned a 4-2 record after six games, but a five-game midseason losing stretch sullied that effort. Despite finishing fifth in the AFC West for a second straight season, Kansas City's 7-9 record was a notable accomplishment considering the fact that the division's other four clubs all posted winning records for a second consecutive season. The Chiefs lost a 3-0 decision at Tampa Bay (12/16) in one of the most water-logged contests in franchise annals. As both clubs struggled to move the ball under monsoon-like conditions, a late fourth-quarter FG by the Buccaneers averted the NFL's first scoreless tie since '43.

1980 — An infusion of new talent continued at Arrowhead. G Brad Budde (USC), the son of Chiefs Hall of Fame G Ed Budde, was selected as the club's first-round draft choice, making the Buddes the first father-son combination to become first-round draftees of the same team in NFL history. In a then-controversial move on August 26th, the Chiefs released K Jan Stenerud, who at the time was the club's all-time leading scorer. He was replaced by journeyman K Nick Lowery, who had been cut 11 times by eight different teams himself. He finished his career with the club in '93 as the franchise's all-time leading scorer with 1,466 points. After enduring an 0-4 start, the club rebounded to post a four-game victory streak. After Fuller was sidelined with a knee injury late in the season, former Miami 12th-round draft choice QB Bill Kenney entered the lineup. He was so anonymous that when he appeared in that contest, the name on the back of his jersey was inadvertently misspelled "Kenny." Kenney went on to lead the club to a 31-14 victory vs. Denver (12/7) in his initial NFL start. The defense continued to evolve as DE Art Still and S Gary Barbaro became the first Chiefs defensive players to be elected to the Pro Bowl in five seasons. The Chiefs finished the year at 8-8, the club's highest victory tally since '72.

1981 — Kenney supplanted Fuller as the club's starting quarterback and directed the Chiefs to a 6-2 start, including a 37-33 win over the defending Super Bowl champion Steelers at Pittsburgh (9/6) on Opening Day. Second-round draft choice RB Joe Delaney (NW Louisiana) electrified the club's offense by rushing for 1,121 yards, a team single-season record at the time. He was named the AFC's Rookie of the Year and became the first running back to represent the franchise in the Pro Bowl. Delaney registered a 193-yard performance in a 23-10 win vs. Houston (11/15), the best single-game total ever amassed by a Kansas City rookie. "I've played against the best — O.J. Simpson, Gale Sayers, Walter Payton and (Delaney) ranks right up there with them," remarked Oilers Hall of Fame DE Elvin Bethea. "He is great with a capital 'G.'" Owing an 8-4 record with four games remaining, the Chiefs were poised to make the playoffs for the first time in 10 years before hitting a three-game losing skid. Kenney missed the club's final three contests due to injury. Fuller guided the club to a 10-6 win at Minnesota (12/20) in the final contest played at Metropolitan Stadium as Vikings fans began dismembering the stadium



JOE DELANEY (1958-1983)

Tragedy struck the club on June 29, 1983 when Delaney drowned trying to save the lives of three youngsters in Monroe, Louisiana. An overflow crowd that included the Hunt family, prominent members of the Chiefs administration and head coach John Mackovic attended a memorial service held in Delaney's high school gymnasium in Houghton, Louisiana on July 4th. Delaney was posthumously awarded the Presidential Citizen's Medal by Ronald Reagan on July 13th.

in the second half, taking seats, pieces of the scoreboard and even chunks of sod as souvenirs. The victory assured the Chiefs of a 9-7 record, the club's first winning mark since '73 as Levy increased the club's victory total for a third consecutive year. Inspired by Washington's "Hail to the Redskins," Levy penned a fight song for the Chiefs, but much like the Wing-T offense, the concept never really caught on.

1982 — RB Joe Delaney underwent surgery in May to repair a detached retina in his eye, a radical procedure at the time. Optimism abounded at Arrowhead thanks to the club's promising 9-7 record from '81, but swelling labor unrest spelled doom for both the Chiefs and Levy in '82. The Chiefs split their first two games of the year before a 57-day strike by the NFL Players Association began at midnight on September 20th. The strike concluded on November 17th after six games were cancelled and one was rescheduled, but the Chiefs would never recover, dropping four straight games after their return to the field. G Jack Rudnay, who had been one of the franchise's most durable and decorated offensive performers over the past decade, announced on December 20th that the '82 campaign would be his last. Despite wins in two of the season's final three games, the Levy era concluded as the club finished the strike-shortened campaign at 3-6.

TRAGEDY, TRIUMPHS AND TRANSITIONS

1983 — Marv Levy was released as the club's head coach on January 4th. Dallas Cowboys QBs coach John Mackovic was named the fifth head coach in Kansas City history on February 2nd. The 39-year-old Mackovic became the youngest individual ever to hold that post for the club. The Chiefs held the seventh overall pick in the quarterback-laden '83 NFL Draft and selected QB Todd Blackledge (Penn State). The five other signal-callers selected in the first round that year included John Elway (1st — Baltimore), Jim Kelly (Buffalo — 14th), Tony Eason (New England — 15th), Ken O'Brien (N.Y. Jets — 24th) and Dan Marino (Miami — 27th). LB Bobby Bell became the first Chiefs player to be inducted into the Pro Football Hall of Fame on July 30th, providing some solace to the franchise which was still mourning the death of RB Joe Delaney.

With Kenney and Blackledge both on the roster, QB Steve Fuller was traded to the L.A. Rams on August 19th. Kenney earned a Pro Bowl berth after racking up a franchise-record 4,348 passing yards, while WR Carlos Carson hauled in 80 passes for 1,351 yards. Despite the team's high-flying aerial game, Mackovic had trouble finding a suitable replacement for Delaney on the ground. The highest scoring contest in franchise history took place as the Chiefs and Seahawks combined for 99 points in a wild, 51-48 OT loss at Seattle (11/27). A meager crowd of 11,377 attended the club's season-ending 48-17 win vs. Denver (12/18), the smallest attendance ever for a Chiefs game at Arrowhead as the club finished at 6-10.

1984 — Wayne Rudy, the only head trainer the team had ever known, retired and

passed the reins to his assistant Dave Kendall in February. Pro Bowl S Gary Barbaro became the most notable Chiefs player to defect to the rival USFL, signing with the New Jersey Generals on February 2nd after sitting out the entire '83 campaign in a contract dispute. All-America NT Bill Maas (Pitt) and T John Alt (Iowa) were both tabbed in the first round of the draft. Maas was named NFL Defensive Rookie of the Year, while Alt eventually became the cornerstone of the club's offensive line later in the decade. Kansas City's defense registered a team-record 11.0 sacks in a 10-6 win vs. Cleveland (9/30), coming 1.0 sack shy of the NFL single-game record. Kenney suffered a broken thumb during the preseason and was sidelined until the season's seventh week. Blackledge opened the first six contests of the season and had the club at 3-3. Kenney returned to the starting lineup at the N.Y.



Jets (10/21), but the club dropped four of its first five contests after his return. However, the team rattled off three consecutive wins to conclude the year at 8-8.

1985 — The Chiefs got off to a flying start with a 47-27 win at New Orleans (9/8), while Cherry tied an NFL

THE INTERCEPTORS

S Gary Barbaro's departure and the trade of Pro Bowl CB Gary Green in '84 began a youth movement that produced the most vaunted secondary in team history. CB Kevin Ross (#31), S Deron Cherry (#20), CB Albert Lewis (#29) and S Lloyd Burruss (#34) accounted for a combined 13 Pro Bowl appearances with the Chiefs.

record by registering four interceptions in a 28-7 win vs. Seattle (9/29) as the club boasted a 3-1 record four games into the season. The club was then confronted with a seven-game losing streak that was not snapped until Blackledge was installed as the starter vs. Indianapolis (11/24). The team rebounded to win three of its final five contests of the season with Blackledge under center, further inflaming a quarterback controversy that continued into the '86 campaign. One of the few remaining bright spots in a disappointing 6-10 season came in the regular season finale vs. San Diego (12/22) when WR Stephone Paige set an NFL record with 309 receiving yards in a 38-34 win, breaking the previous mark of 303 yards set by Jim Benton (Cleveland) in '45. Paige's mark was subsequently surpassed by a 336-yard effort by WR Willie Anderson (L.A. Rams) in '89.

1986 — LB Willie Lanier was enshrined in the Pro Football Hall of Fame on August 2nd. On the field, the pieces started coming together for Mackovic. His offense displayed plenty of scoring punch, while the club's defense and special teams became increasingly effective. With the team sitting at 3-3, Kenney replaced Blackledge for the second half vs. San Diego (10/19), guiding the club to a 42-41 victory. That win was the first of four consecutive triumphs with Kenney at the helm, the club's longest winning streak since '80. Poised with a 7-3 record after 10 games, three straight losses in November put the Chiefs playoff chances in jeopardy. Two December wins gave Kansas City a 9-6 mark, putting the Chiefs tantalizingly close to their first postseason berth in 15 years.

The defining moment of the '86 campaign came in the regular season finale at Pittsburgh (12/21). Despite being outgained in total yardage by a 515-to-171-yard margin, the Chiefs were able to notch a 24-19 victory as all of the team's points came via special teams on a blocked punt return, a FG, a kickoff return and a blocked FG return. With a 10-6 record the Chiefs earned an AFC Wild Card berth, winning a tiebreaker with Seattle. Kenney was injured in the fourth quarter of the Steelers contest, meaning Blackledge would draw the starting assignment for the club's first playoff contest since '71, a 35-15 loss at the N.Y. Jets (12/28). Little did anyone know at the time that it would be the final contest of the Mackovic era.

1987 — One of the most tumultuous weeks in franchise history took place following the club's playoff loss vs. the Jets. Assistant head coach and special teams coach Frank Gansz, who had been an integral figure in the club's remarkable '86 campaign, resigned his position on January 7th in order to pursue opportunities as an NFL offensive coordinator. It was announced in an impromptu press conference that Mackovic was relieved of his duties on January 8th. A popular figure among Chiefs players, Gansz was reinstated on January 10th and was named the sixth head coach in franchise history.

QB Len Dawson became the third Chiefs player inducted into the Pro Football Hall of Fame on August 8th, while injuries forced the retirement of the club's all-time leading tackler LB Gary Spani. A duo of rookies made a splash in a 20-13 win on Opening Day vs. San Diego (9/13) as RB Paul Palmer returned a kickoff for a TD and RB Christian Okoye dashed for 105 yards. A 24-day NFLPA strike began on September 22nd. The club's contest vs. Minnesota (9/27) was cancelled before replacement games were conducted the next three weeks. Much like Marv Levy five years earlier, Gansz's grip on the club's coaching reins was crippled by the labor unrest.

The Kansas City replacement squad was constructed primarily of players cut in training camp. One of the few bright spots was RB Jitter Fields, who remained on the active roster following the strike. The Chiefs strike squad received an ominous welcome in Los Angeles when in the early morning hours prior to a contest vs. the Raiders (10/4), an earthquake rattled Southern California. The visibly shaken Chiefs lost a 35-17 decision later that day. The low point of the year came the following week at Miami (10/11) in the first regular season game played at what then was known as Joe Robbie Stadium. Chiefs QB Matt Stevens was injured early in the contest, forcing into duty QB Alex Espinoza, a player who had never taken an NFL snap. The result was a 42-0 Dolphins victory, setting the stage for an 0-3 performance by Kansas City's replacement unit, giving the Chiefs a 1-4 record before the club's regular roster returned at San Diego (10/25). Five straight losses followed, giving the Chiefs a team-record nine-game losing skid. For the only time in team history, five different players started games at quarterback for the club. Behind Kenney, Kansas City won two of its last three games to conclude the strike-shortened 4-11 campaign.

1988 — The spring was marked by several notable trades as the club jockeyed to improve on its 4-11 finish in '87. Blackledge was traded to Pittsburgh on March 29th and 12-year veteran QB Steve DeBerg was acquired from Tampa Bay on March 31st. The Chiefs moved up one spot in the first round of the draft to select DE Neil Smith (Nebraska) with the third overall pick. Kenney opened the team's initial two games, but was replaced by DeBerg at halftime at Seattle (9/11). In his initial start as a member of the Chiefs, DeBerg guided the team to a 20-13 win vs. Denver (9/18). However, six losses and a tie ensued as Kenney and DeBerg jostled

for the QB job. As the season drew to a close, it became apparent the winds of change were blowing across the organization. President Jack Steadman resigned on December 8th, while General Manager Jim Schaaf was relieved of his duties the same day. Steadman was later named Chairman of the Board. On the field, the Chiefs finished the year at 4-11-1 as questions swirled regarding Gansz's future and who would fill the club's leadership void. Those winds of change became a full-fledged gale one day after the season's conclusion when former Philadelphia Eagles and USFL executive Carl Peterson was named the club's President/General Manager and Chief Operating Officer on December 19th.

A RETURN TO PROMINENCE: CARL PETERSON AND MARTYBALL

1989 — After compiling an 8-22-1 record in two seasons, Gansz was relieved of his duties as head coach on January 5th. Peterson's selection as Gansz's successor was former Cleveland Head Coach Marty Schottenheimer, who was named the seventh head coach in Chiefs history on January 24th. The first draft choice of the Peterson era set the tone for the next decade as the club selected Hall of Fame LB Derrick Thomas (Alabama) with the fourth overall selection. Thomas paired with Smith to form one of the most feared pass-rushing duos in NFL history, compiling a combined 212.5 sacks during their illustrious Chiefs careers. The Peterson-Schottenheimer era got off to an inauspicious start in a 34-20 loss at Denver (9/10) as DeBerg's first pass attempt was intercepted and returned for a TD. The club won just four times in its next 10 games as former Eagles QB Ron Jaworski and QB Steve Pelluer, who was acquired in a trade from Dallas, each opened three games apiece during that span. DeBerg regained the starting job for the final five weeks of the season, generating four wins that put the Chiefs just out of postseason qualification at 8-7-1. A 34-0 shutout win vs. Houston (11/26) highlighted the club's stretch run. RB Christian Okoye became the first Chiefs player to lead the NFL in rushing with 1,480 yards, while Thomas won consensus NFL Rookie of the Year honors.

1990 — The foundation for the club's formidable offensive line of the '90s gathered two key ingredients when C Tim Grunhard (Notre Dame) and G Dave Szott (Penn State) were acquired in the draft. Construction began on the club's indoor practice facility at the Truman Sports Complex, giving the Chiefs an 80-yard indoor field and weight room facilities upon its completion. DT Buck Buchanan was inducted into the Pro Football Hall of Fame on August 4th. The Chiefs made their initial overseas appearance, losing a 19-3 American Bowl decision vs. the L.A. Rams at Olympic Stadium in Berlin, Germany (8/11). Schottenheimer's club got out of the starting gate quickly, winning three of its first four games. The club then struggled, splitting its next six contests.

Free agent RB Barry Word produced a 200-yard rushing outburst in a 43-24 victory vs. Detroit (10/14), becoming the first player in team history to top the 200-yard plateau. Kansas City led the NFL with a franchise-record 60.0 sacks, including a team-record 20.0 by LB Derrick Thomas. Thomas established an NFL single-game record with 7.0 sacks in an inspiring Veterans Day performance vs. Seattle (11/11), a game the Seahawks miraculously won, 17-16, on a last-second, 25-yard TD pass to WR Paul Skansi by future Chiefs QB Dave Krieg. That loss brought on the furious stretch run which saw the club record victories in six of its last seven outings. Behind DeBerg's offensive leadership (23 TD passes with just

four INTs) Kansas City finished the year with a franchise-best +26 turnover differential. The Chiefs clinched their first postseason berth since '86 with a 24-21 win at San Diego (12/23) and finished the year at 11-5, marking the franchise's best finish since '69.

1991 — The Chiefs suffered a heart-breaking, 17-16 loss at Miami (1/5) in an AFC Wild Card Game as K Nick Lowery's potential game-winning 52-yard FG fell short with 0:56 remaining. On July 27th, K Jan Stenerud became the first pure placekicker to be inducted into the Pro Football Hall of Fame. The Chiefs became members of Wisconsin's "Cheese League," moving their training camp to the University of Wisconsin - River Falls after spending the previous 28 summers at William Jewell College in Liberty, Mo. The club's 14-3 win vs. Atlanta (9/1) on Opening Day initiated the 141-game sellout streak at Arrowhead that carried into the 2008 campaign. The Chiefs were featured on Monday Night Football three times, including a 33-6 victory over the defending AFC Champion Buffalo Bills before a raucous crowd of 76,120 fans at Arrowhead (10/7), marking the club's first home MNF contest in eight years. The club finished the regular season at 10-6, marking the first time since '68-69 that the franchise had qualified for the playoffs in consecutive seasons. A 27-21 victory at the L.A. Raiders (12/22) in the regular season finale gave the Chiefs the right to host the Silver and Black just six days later in the inaugural postseason game in Arrowhead's history. Thanks to six takeaways, the Chiefs registered their first postseason victory since Super Bowl IV with a 10-6 win in an AFC Wild Card Game vs. the L.A. Raiders (12/28).

1992 — The Chiefs lost a 37-14 decision at Buffalo (1/5) in an AFC Divisional Playoff matchup as the Bills dynamic offense proved to be too much for the Chiefs. A longtime nemesis with Seattle, "Plan B" free agent QB Dave Krieg was signed as the club's starter on March 19th. A melancholy offseason awaited the Chiefs, who mourned the passing of Player Personnel Director Whitey Dovell on May 11th and Hall of Fame DT Buck Buchanan on July 16th. Both Dovell and Buchanan lost courageous battles with cancer. Six-time Pro Bowl S Deron Cherry who originally joined the club as a free agent punter, announced his retirement in July after registering 50 interceptions in 11 seasons with the franchise. The Chiefs retired the jerseys of Buchanan (86), LB Willie Lanier (63) and K Jan Stenerud (3) in a ceremony prior to a preseason contest vs. Buffalo (8/24).

First-round draft pick CB Dale Carter (Tennessee) won the Bert Bell Trophy as the NFL's Rookie of the Year. The very first time Carter touched the ball in an NFL contest, he registered a 46-yard punt return TD in a 24-10 win at San Diego (9/6). RB Christian Okoye surpassed RB Ed Podolak as the all-time leading rusher in team history vs. Seattle (9/13). Injuries eventually made the '92 campaign Okoye's last with the Chiefs after he compiled 4,897 rushing yards with the franchise. The club got off to a 3-1 start, but was faced with a 4-4 record at the season's midpoint. Despite four consecutive victories, the club's postseason hopes still came down to the season's final contest. Owing a 9-6 record and needing one more victory to secure a playoff berth, the Chiefs defense tallied three TDs, while Krieg tossed a pair of scoring passes as Kansas City claimed a 42-20 win vs. Denver (12/27) to finish the season with a 10-6 record.

1993 — The Chiefs made a quick exit from the playoffs as Krieg was sacked 7.0 times in a 17-0 AFC Wild Card loss at San Diego (1/2). The Chiefs spent the off-season installing the "West Coast" offense under the direction of new offensive coordinator Paul Hackett,

who at one time served as QBs coach to Joe Montana in San Francisco. On April 20th, the Chiefs traded for Montana, who directed the 49ers to four Super Bowl victories. G Will Shields (Nebraska) was selected with the club's third-round draft choice, rounding out the "law firm" of Grunhard, Szott and Shields which anchored the interior of Chiefs offensive line for most of the decade. On June 9th the club signed another future Canton enshrinee, inking unrestricted free agent RB Marcus Allen, who had spent 11 seasons tormenting the Chiefs as a member of the Raiders. Montana and Allen made their debuts in a 27-3 win at Tampa Bay (9/5), marking Montana's first Opening Day appearance since '90. Shields initiated a franchise-record streak of 223 consecutive starts the following week at Houston (9/12). Thanks to a pair of Monday Night Football wins at Arrowhead, the club owned a 6-2 midseason mark. Before taking the field in a Sunday night contest at Minnesota (12/26), the team learned it had clinched its first AFC West title since '71 thanks to a Raiders loss earlier in the day. The team finished the season with an 11-5 regular season record, marking the club's fourth consecutive year with a double-digit victory tally. LB Derrick Thomas was named the NFL's Man of the Year following the season. Thomas, who founded "The Third and Long Foundation," received the honor in large part due to his efforts in promoting children's literacy.

1994 — Kansas City got its first true taste of "Montana Magic" as the Hall of Fame passer engineered a brilliant comeback in a 27-24 OT win in an AFC Wild Card thriller vs. Pittsburgh (1/8). Next up was a red-hot Oilers squad that had won 11 straight games to conclude the regular season. Heavily-favored Houston opened up a 13-7 lead in the fourth quarter, but once again, Montana had a comeback in mind, guiding the club to a 28-20 victory at Houston (1/16). The Chiefs playoff journey ended in their initial AFC Championship Game appearance at Buffalo (1/23). Montana was knocked out of the contest early in the second half as Buffalo claimed its fourth straight AFC title by a score of 30-13.

While the previous off-season saw the Chiefs stockpile several key free agents, a number of familiar faces departed following the '93 season, most notably CBs Albert Lewis (Raiders) and Kevin Ross (Falcons), as well as K Nick Lowery (Jets). QB Steve Bono was acquired in a trade with San Francisco on May 2nd to serve as Montana's backup. The most dramatic change in Arrowhead's appearance occurred as a grass playing field was also installed, replacing the previous AstroTurf surface. The club made its second American Bowl appearance, meeting Minnesota in Tokyo, Japan (8/7).

The Chiefs home opener was one of the most-ballyhooed regular season contests in team history as Montana made his only career appearance vs. San Francisco (9/11). The Chiefs prevailed over the 49ers and Montana's replacement, QB Steve Young, by a 24-17 count before a crowd of 79,907, the second-largest "in-house" attendance in Arrowhead history. After starting the season 3-0, the Chiefs dropped back-to-back games before snapping an 11-game losing streak at Denver's Mile High Stadium (10/17) in a memorable Monday night contest. Montana orchestrated a masterful comeback, connecting with WR Willie Davis for a five-yard TD with 0:08 remaining to give the Chiefs a 31-28 triumph. A late-season, three-game losing skid put the club's playoff hopes in jeopardy. The Chiefs found themselves at 8-7 faced with a do-or-die regular season finale vs. the L.A. Raiders (12/24) in the final NFL contest played at the L.A. Coliseum for 22 seasons. Allen had his finest game in a Chiefs uniform, rushing 33 times for 132 yards

en route to a 19-9 win. At 9-7, Kansas City qualified for the playoffs for a fifth straight season. However, the Chiefs made a rapid departure from the playoffs in Montana's final professional contest at Miami (12/31). Montana and Dolphins QB Dan Marino conducted a masterful first-half duel that ended deadlocked at 17-17, but Miami eventually prevailed by a 27-17 count.

1995 — Montana announced his retirement from football after 16 years in the NFL on April 18th and Bono was promoted to the starting job. Immediately, so-called media experts predicted much gloom and doom for the '95 Chiefs, leading Schottenheimer to quip during training camp that his club had been picked "sixth in a five-team division." Led by Bono, who merited a Pro Bowl berth, Kansas City posted an NFL-best 13-3 record with unblemished 8-0 marks in the AFC West and at Arrowhead. The Chiefs led the NFL in rushing offense (138.9 ypg), scoring defense (15.1 ppg) and turnover ratio (+12). A 24-3 win at Arizona (10/1) featured a surreal 76-yard TD run on a bootleg by Bono as the Chiefs initiated a seven-game winning streak, the franchise's longest since '69. In a Monday Night Football classic vs. San Diego (10/9), WR Tamarick Vanover returned a punt for an 86-yard TD to provide the winning points in a 29-23 victory, the team's third straight home win in overtime. The club's defense began to flex its muscle, beginning with a 21-7 win at Denver (10/22). The contest, played in a Rocky Mountain snowstorm, featured the 100th rushing TD of Marcus Allen's career. The Chiefs won a home game for the third time on a last-second return score that concluded in Arrowhead's west end zone when CB Mark Collins scooped up a fumble for a 20-13 win vs. Houston (11/19). Kansas City clinched a division title with a 29-23 victory at Oakland (12/3) en route to a 13-3 regular season record and a team-record sixth consecutive postseason berth. The Chiefs were represented by seven players in the Pro Bowl, more than any other AFC team.

1996 — The Chiefs dropped an AFC Divisional Playoff Game vs. Indianapolis (1/7) on a blustery afternoon with the temperature at 11 degrees and a wind chill of -9. Three INTs and a trio of missed FGs contributed to the 10-7 loss at Arrowhead. The Chiefs entered the '96 campaign with essentially the same lineup as the club boasted in '95 and were featured on the cover of Sports Illustrated along with Green Bay as preseason Super Bowl favorites. Kansas City made its third American Bowl appearance, this time vs. Dallas in Monterrey, Mexico (8/5). The club started the season with a 4-0 record for the first time in team history, but the season's lofty expectations came crashing down as the squad lost three of

HALLELUJAH CORNER

The term "Hallelujah Corner" was coined in '95 after Kansas City won three separate contests via return scores culminating in Arrowhead's west end zone. The first of those hallowed victories was a 23-17 OT decision vs. Oakland (9/17) that culminated when CB James Hasty returned an interception for a 64-yard TD, prompting head coach Marty Schottenheimer to plant a celebratory postgame kiss on the cornerback.



its next four games. A three-game winning streak, including a victory over the eventual Super Bowl champion Green Bay Packers, put the club back in postseason contention at 8-3.

That rosy picture quickly crumbled in a 28-14 loss vs. San Diego (11/24) as Bono was relieved in the second half by QB Rich Gannon. Gannon assumed the starting reins for a 28-24 win in a Thanksgiving Day game at Detroit (11/28) as Allen registered his 11th career rushing TD to surpass Walter Payton as the NFL's all-time leader in that department at that time. Needing just one more win to qualify for the playoffs, the Chiefs dropped their next two games as an injury-hampered Gannon was sidelined for good in the second quarter of a 24-19 loss vs. Indianapolis (12/15). Faced with a must-win situation in a frigid regular season finale at Buffalo (12/22), the club's postseason hopes hinged on Bono. Despite a 20-9 loss to the Bills, the Chiefs still had a shot to slip into the playoffs if Atlanta could secure a win at Jacksonville. However, Atlanta K Morten Andersen's 30-yard FG attempt went wide left with 0:04 remaining, preserving a 19-17 win and the AFC's final Wild Card spot for the Jaguars, who won a tiebreaker with Kansas City. The Chiefs finished with a 9-7 record, missing the postseason for the first time since '89.

1997 — Kansas City dramatically retooled its roster in '97, beginning with free agent QB Elvis Grbac, who signed with the club on March 17th. In addition to Grbac, the Chiefs lineup featured 11 new starters, including WR Andre Rison, who won team MVP honors after becoming the club's first Pro Bowl receiver in a decade. On defense, the club's top four picks from the '96 Draft, S Jerome Woods, S Reggie Tongue, DE John Browning and LB Donnie Edwards, all emerged as starters. T John Alt announced his retirement at training camp in River Falls, Wis., on July 21st. All the new faces quickly formed a cohesive unit as the Chiefs posted a 13-3 record, an 8-0 Arrowhead mark and their second AFC West title in three years. The club engineered several dramatic finishes, the first of which came in a Monday Night Football thriller at Oakland (9/8) when Grbac connected with Rison on an improbable 32-yard TD pass with just 0:03 remaining to cap a 28-27 win. Six days later, Kansas City's defense produced a remarkable goal-line stand to preserve a 22-16 victory at Arrowhead vs. Buffalo (9/14).

After posting a 6-2 record during the season's first half, Kansas City's good fortune appeared to run out vs. Pittsburgh (11/3) when Grbac suffered a broken clavicle. However, Gannon led the team to a 5-1 mark in their next six outings.

K Pete Stoyanovich provided one of the year's most memorable moments, connecting on a line-drive 54-yard FG as time expired to give Kansas City a 24-22 win vs. Denver (11/16). San Francisco entered Arrowhead boasting an 11-game winning streak and departed after suffering a 44-9 defeat (11/30), while the Chiefs vaunted defensive unit pitched a 30-0 shutout vs. Oakland (12/7). The Chiefs led the NFL in scoring defense, allowing a mere 14.5 points per game. The 232 total points permitted by the Chiefs in '97 were the lowest tally ever allowed in a 16-game season in team history. Kansas City also broke a 63-year-old mark owned by the '34 Detroit Lions by not permitting a second-half TD in 10 consecutive games. Grbac returned for the regular season finale vs. New Orleans (12/21) as the squad finished the year with six consecutive victories, a first in team history.

1998 — The two teams with the AFC's top records squared off when Denver (12-4) visited Kansas City (13-3) for an AFC Divisional Playoff Game (1/4). Grbac started the contest for

Kansas City and despite holding an edge in total yardage, the Chiefs could not convert on several key scoring opportunities, dropping a 14-10 decision to their division foe. On April 9th, RB Marcus Allen announced his retirement, concluding a brilliant 16-year NFL career. A whirlwind preseason saw the Chiefs play another American Bowl contest, this time vs. Green Bay in Tokyo, Japan (8/1), as well as a preseason game vs. Tampa Bay in Norman, Okla. (8/8).

A '98 campaign which began with much promise had its high hopes dashed as the Chiefs suffered several major injuries beginning in a season-opening victory vs. Oakland (9/6) that featured 6.0 sacks from LB Derrick Thomas. Grbac was lost for four games due to a shoulder injury, while All-Pro G Dave Szott's year came to an end with a biceps tear. In total, 11 different starters missed a total of 45 games due to injuries. Gannon led the team to a 4-1 start that included a water-logged, 17-6 Sunday night win vs. Seattle (10/4), a contest that was delayed for 54 minutes due to torrential rains. However, the club would never recover from an ensuing six-game losing streak, the longest of Schottenheimer's tenure. The low point of that stretch came in a penalty-marred 30-7 loss vs. Denver (11/16) on Monday Night Football. The club was hampered by crucial penalties throughout the season, setting dubious NFL records for penalties (158) and penalty yardage (1,304). Despite registering wins in three of the season's final five games, the club finished the year at 7-9, snapping a string of nine consecutive winning seasons.

GUN'S RUN & A FALLEN HERO

1999 — On January 11th, Head Coach Marty Schottenheimer announced his retirement after 10 seasons. His 101-58-1 (.634) record gave him the best winning percentage of any coach in franchise history, a number that has since been surpassed by Andy Reid. During his tenure, the Chiefs captured three AFC West titles and qualified for the playoffs seven times. Schottenheimer also produced a remarkable 18-3 (.857) record against the Raiders. Gunther Cunningham was appointed the eighth head coach in franchise history on January 22nd. During his four seasons ('95-98) as the Chiefs defensive coordinator, Kansas City's defense allowed a league-low 16.4 points per game. Cunningham produced a 9-7 record, the best mark of any rookie head coach in franchise history and the best mark of any first-year head coach in '99. The club became the sixth team in NFL history to record 100 regular season wins in a decade with a 16-10 triumph at Denver (12/5). Only Buffalo (103-57) finished the decade with a better record than Kansas City's 102-58 mark. Under Cunningham, Kansas City led the NFL with a +21 turnover ratio and won the NFL's turnover triple crown in the '90s with a remarkable +128 turnover ratio, a league-high 365 takeaways and an NFL-low 237 giveaways. The Chiefs also recorded 11 return TDs on the season, including a franchise-best nine on defense. The Chiefs ran the ball more times (521) than any other team in the league and ranked fourth in the NFL in rushing (130.1 ypg). After a three-game midseason losing streak put the club at 5-5 and on the brink of playoff elimination, the team rallied for a four-game winning string, setting up a make-or-break game in the regular season finale vs. Oakland.

2000 — The Chiefs needed a win vs. Oakland at Arrowhead (1/2) in the regular season finale to seal the AFC West title, while a loss would mean postseason elimination. Kansas City leapt out to a 17-0 lead, but a blocked punt turned the momentum in the game which was

DERRICK VINCENT THOMAS (1967-2000)

On January 23, 2000 nine-time Pro Bowl LB Derrick Thomas was seriously injured in a one-vehicle accident just east of the Kansas City International Airport on I-435. Ten other individuals were killed in a separate, 24-vehicle accident that same day just north of KCI on I-29. Thomas was moved to Jackson Memorial Hospital in his hometown of Miami the following day. Although confined to a wheelchair, Thomas had made substantial progress and was in good spirits when he was visited by Chiefs President Carl Peterson in Miami on February 7th. The next day, Thomas' condition took a shocking turn and at 10:10 AM (ET) on February 8th, he was pronounced dead after suffering cardiac arrest. February 11th was declared "Derrick Thomas Red Friday" in Kansas City and on February 14th nearly 23,000 mourners paid their final respects to their fallen hero at Arrowhead Stadium, where Thomas' body lay in state and a B-2 Stealth bomber from Whiteman Air Force Base flew over at 12:01 PM. On February 15th at Kemper Arena, over 6,000 individuals attended a public memorial service for Thomas. On February 19th, Derrick Vincent Thomas was buried in Miami following a memorial service at the Mt. Calvary Church. On March 4th, Peterson announced at the annual 101 Banquet that at the suggestion of Clark Hunt, the Chiefs Most Valuable Player Award would hence be known as the Derrick Thomas Award. Thomas was honored prior to the club's 2000 season opener vs. Indianapolis (9/3). A member of the Pro Football Hall of Fame's Class of 2009, Thomas also had his #58 officially retired by the Chiefs in 2009.



eventually won by Oakland 41-38 in OT. That loss provided an ominous start to a year which turned tragic on January 23rd when nine-time Pro Bowl LB Derrick Thomas was seriously injured in an auto accident.

Despite an 0-2 start, Kansas City bounced back to win its next three contests. Despite trailing 22-14 midway through the fourth quarter, Cunningham's squad rallied for a 23-22 victory at Denver (9/24), giving the Chiefs a win in their final visit to Mile High Stadium. The Chiefs faced Seattle (10/2) in a Monday Night Football contest which was simulcast to 4,391 fans in Kauffman Stadium. The 82,893 fans assembled at Arrowhead and Kauffman Stadiums marked the largest on-site attendance figure in team history. The 24-17 win against the Seahawks marked Kansas City's third victory in a row.

The club's early-season success was also highlighted by a 54-34 win over the defending Super Bowl champion St. Louis (10/22), a contest which featured the most points ever scored at Arrowhead. Combined with a 24-19 victory at Seattle (10/29) in a game played at Husky Stadium, the Chiefs record stood at 5-3 at the season's midway point.

However, a stretch of five road games over a six-week span took its toll on the club as the Chiefs dropped five straight contests to fall out of playoff contention, finishing the year at 7-9.

THE VERMEIL YEARS

2001 — After compiling a 16-16 record in two seasons, Cunningham was relieved of his duties on January 5th. Dick Vermeil, who guided St. Louis to a win in Super Bowl XXXIV following the '99 season, was named the ninth head coach in franchise history on January 12th. On April 20th, the club acquired QB Trent Green in a trade with St. Louis and also signed unrestricted free agent RB Priest Holmes.

The initial regular season victory of the Vermeil era came in convincing fashion at Washington (9/30) when the Chiefs defeated their former head coach Marty Schottenheimer

SEPTEMBER 11TH

On September 11, 2001 Americans watched with horror as terrorist attacks shocked the nation. Commissioner Paul Tagliabue suspended play for the weekend of September 16th. The Chiefs game at Seattle scheduled for that date was postponed until January 6th. The NFL made a patriotic return in Kansas City when the Chiefs hosted the N.Y. Giants (9/23). Tagliabue delivered a pregame address to the Arrowhead crowd, which greeted the Giants with a rousing ovation. Via a fireman's boot collection that was matched by the Chiefs and the Hunt family, a total donation of \$451,413.88 was raised for relief efforts in New York City, an amount believed to be the largest single-day outpouring of spontaneous support by a group of fans and a pro sports team.



and the Redskins by a 45-13 margin. Although the club finished its initial campaign under Vermeil at 6-10, the team began to take shape down the stretch, winning three of its final four games. Holmes provided a spark to the offense, becoming just the second player in franchise history to lead the NFL in rushing, amassing 1,555 yards to break Christian Okoye's previous single-season record of 1,480.

2002 — The club initiated a season-long series to commemorate the franchise's 40th Anniversary Season in Kansas City in 2002. On April 15th, the Chiefs Honor Grove of over 40 stately Giant Redwoods was established in the southeast corner of the Truman Sports Complex to epitomize the deep and lasting roots the organization has developed in Mid-America. Hunt's inspiration for the honor grove was a quote from Vikings QB Joe Kapp, who was knocked out of Super Bowl IV. "The Chiefs defensive line was very active and looked like a Redwood Forest," Kapp said after the game. On April 25th, members of the Chiefs coaches, players, staff and cheerleaders visited numerous locations throughout the greater Kansas City community, thanking them for their support of the franchise.

In a season filled with wild comebacks and fantastic finishes, the Chiefs pulled out a remarkable 40-39 Opening Day win at Cleveland (9/8). Starting with that contest, virtually every game was a nail-biter with all but one of the club's eight losses being decided by seven points or less. But despite leading the NFL in scoring for the first time in team history with 467 points and setting a franchise record with 6,000 yards of total offense, the club finished 8-8 to miss the postseason in Vermeil's second season. The team remained in playoff contention until the season's final game thanks to its explosive offense that broke nine team records. The Chiefs also set NFL records by fumbling just seven times and losing just two of those loose balls. Holmes continued the torrid pace he began in 2001, earning NFL Offensive Player of the Year honors from the AP and surpassing his own team record with 1,615 rushing yards. The club's special teams were bolstered by WR Dante Hall, who produced three kick returns for TDs and became the first Chiefs return man to earn a Pro Bowl berth since J.T. Smith following the '80 season.

2003 — Hank Stram and RB Marcus Allen were enshrined in the Pro Football Hall of Fame on August 2nd. "Voice of the Chiefs" Mitch Holthus broadcast his 151st game as the club's play-by-play announcer at Houston (9/21), breaking Kevin Harlan's previous record (150). The Chiefs started the regular season with a 9-0 record for the first time in team history, becoming just the ninth team since the AFL-NFL merger to accomplish that feat. That hot start to the season was sparked by Hall, who tied an NFL single-season record by registering four kick return TDs over that span. Hall also became the first player in league annals to accomplish that feat in four consecutive games. The Chiefs overcame a 17-point fourth-quarter deficit for the first time in team history, pulling out an improbable 40-34 OT win at Green Bay (10/12). Kansas City's winning streak came to an end in a 24-19 loss at Cincinnati (11/16).

The Chiefs clinched their first AFC West title since '97 with a 45-17 win vs. Detroit (12/14) as QB Trent Green became the first player in team history to register a "perfect" 158.3 passer rating in a game. Kansas City concluded its 13-3 regular season with a 31-3 victory vs. Chicago (12/28), marking a perfect 8-0 record at home and the club's 13th consecutive regular season victory at Arrowhead Stadium. In that win, Holmes set a trio of TD records. He finished the season with 27 rushing scores, establishing NFL single-season records for both rushing TDs and total TDs. Holmes (61) also bypassed WR Otis Taylor (60) for the most career TDs scored by a player in Chiefs history. The Chiefs five-game improvement in the win column from the previous season tied as the best mark in franchise history. Kansas City became the first AFC team to lead the NFL in scoring in consecutive seasons since San Diego in '81-82 as the club produced a franchise-best 484 points. The team also led the NFL with a +19 turnover differential. Nine Chiefs players received Pro Bowl recognition, the fourth-highest total in team history, while the club's six offensive Pro Bowlers marked the most in club annals.

2004 — The Chiefs hosted an AFC Divisional Playoff Game vs. Indianapolis (1/11) in which neither team was forced to punt. Sensational performances by Holmes (176 rushing yards, two TDs) and Hall (208 kickoff return yards, 1 TD) weren't enough as the Colts recorded a 38-31 victory. Defensive Coordinator Greg Robinson resigned on January 13th. Vermeil agreed to a two-year contract extension on January 16th. On January 20th, Vermeil hired

Gunther Cunningham, who returned to Kansas City as the club's defensive coordinator. On January 30th, G Will Shields was named the Walter Payton NFL Man of the Year.

The Chiefs got into the victory column with a 27-24 win on Monday Night Football at Baltimore (10/4) after an 0-3 start quickly dampened the club's high expectations. Kansas City's offensive line emerged as one of the NFL's finest units, producing a trio of Pro Bowl performers in Shields, T Willie Roaf and G Brian Waters. Thanks to that offensive front, the Chiefs registered an NFL-record eight rushing TDs in a 56-10 win vs. Atlanta (10/24). The following week Kansas City continued its offensive onslaught with a convincing 45-35 victory vs. Indianapolis (10/31), snapping a seven-game losing streak to the Colts. After surpassing RB Christian Okoye as the all-time leading rusher in franchise history vs. Houston (9/26), Holmes' year came to an abrupt halt when he suffered a season-ending knee injury at Tampa Bay (11/7).

A four-game winning streak in December included a wild 49-38 Monday Night Football road triumph at Tennessee (12/13). That late-season surge was sparked by second-year RB Larry Johnson who accounted for 11 TDs and produced three straight 100-yard rushing efforts in the season's final six contests. Offensively, the Chiefs established a league record with 398 first downs. Kansas City also led the NFL in total offense for the first time in franchise history, averaging 418.4 yards per game. That offense was triggered by Green, who set single-season team marks for passing yards (4,591) and 300-yard games (8). The Chiefs were also the first team in NFL history to have three different RBs boast a 150-yard rushing game in the same season — Holmes, Johnson and Derrick Blaylock. Defensively, fourth-round draft choice DE Jared Allen provided a bright spot with 9.0 sacks, the second-highest total by a rookie in team history.

2005 — TE Tony Gonzalez earned his sixth consecutive Pro Bowl berth and finished the season with a flourish, setting a single-game franchise record with a 14-catch performance in the regular season finale at San Diego (1/2). Gonzalez led the league in receptions (102), the highest total ever amassed by a member of the Chiefs. Despite Gonzalez's record-setting performance, a 24-17 loss to the Chargers brought a disappointing 7-9 campaign to a close.

A daunting early-season 2005 schedule featured a pair of prime-time road contests in the season's first four weeks. Kansas City finished that stretch at 2-2 after claiming a 27-7 home win vs. the N.Y. Jets (9/11) and winning a 23-17 decision at Oakland (9/18). However, the club would suffer a 30-10 loss at Denver (10/26) and was handed a 37-31 loss vs. Philadelphia (10/2) as the Eagles erased an 18-point Chiefs lead.

Hurricane Wilma forced the Chiefs to play their first regular season Friday night game since '64 as a game originally slated for October 23rd was hastily rescheduled. Kansas City actually flew to Miami on the day of the game and defeated the Dolphins by a 30-20 margin. Two weeks later, trailing by three points with only five seconds left and the ball on the one-yard line, Head Coach Dick Vermeil eschewed a potential game-tying FG attempt and went for broke, putting the game in the hands of RB Larry Johnson vs. Oakland (11/6). Johnson burst into the end zone to give the Chiefs a memorable 27-23 win as Kansas City's record stood at 5-3 at the season's midway point.

The Raiders contest marked the initial start of the season for Johnson, who opened the final nine games of the year in place of RB Priest Holmes, who was lost for the year following a head/neck injury at San Diego (10/30). Johnson topped the 100-yard barrier in the

season's final nine contests and finished the season with 1,750 rushing yards, a franchise record at the time.

Shields continued his assault on the record book, as well. The club's contest at Buffalo (11/13) marked the 200th consecutive start of Shields' career, making him just the fourth player since the AFL-NFL merger to accomplish such a feat. In addition to pushing his string of consecutive starts to 207 games by season's end, he was also rewarded with his 11th consecutive Pro Bowl berth, extending another franchise record.

A three-game late-season winning streak boosted the club's postseason hopes, beginning with a 45-17 win at Houston (11/20). Johnson established a franchise record of his own with 211 rushing yards against the Texans en route to earning his initial Pro Bowl berth. Kansas City then registered convincing home victories against a pair of playoff-bound teams with wins vs. New England (11/27) and vs. Denver (12/4), putting the club at 8-4 with four games remaining. However, a pair of road losses put the club's postseason hopes in peril. A 20-7 win in a Christmas Eve quagmire vs. San Diego (12/24) meant the club would need a win in its regular season finale and some help in order to qualify for the AFC playoff field.

A FAREWELL TO THE FOUNDER

2006 — After registering a convincing 37-3 win vs. Cincinnati in the club's first-ever regular season New Year's Day contest, the winds of change blew into Kansas City. Head Coach Dick Vermeil publicly announced his retirement following the win over the Bengals, ending season-long speculation about his future. Kansas City finished the season at 10-6, becoming just the fourth team since '90 to miss the postseason with a double-digit victory total.

Vermeil conducted a final farewell press conference on January 3rd. He concluded his five-year run as Kansas City's head coach with a 44-36 (.550) record, giving him the third-highest victory tally in team history. Under his guidance, the Chiefs established 34 single-season team records and 14 single-game team records, leading the NFL in total offense by averaging 380.9 yards per game from 2001-05.

On January 9th, Herm Edwards was appointed the 10th head coach in franchise history. Edwards returned to Kansas City after serving as both a scout and an assistant coach with the Chiefs during the '90s. He rejoined the Chiefs organization after a five-year stint as head coach of the N.Y. Jets, leading that franchise to five postseason game appearances. He initially left the Chiefs to serve with former Kansas City assistant coach Tony Dungy in Tampa Bay, where that duo helped restore the Buccaneers franchise to NFL prominence.

On January 24th, the Chiefs and Royals both signed 25-year leases with Jackson County officials to keep both clubs at the Truman Sports Complex. On April 4th, Jackson County voters approved a 3/8 cent tax measure that was anticipated to raise \$425 million in improvements to the Sports Complex, including \$212.5 million for Arrowhead while the State of Missouri contributed \$37.5 million. Those renovation plans also included a new practice facility and office complex for the Chiefs, thanks to contributions from the Hunt family.

The Edwards era got off to an inauspicious start on Opening Day vs. Cincinnati (9/10). QB Trent Green suffered a severe head trauma in the third quarter when he scrambled and went into a hook slide. Bengals DE Robert Geathers delivered a blow to the Chiefs signal

caller, whose head violently bounced off the turf. Green lay motionless on the field for several minutes before he was taken to a local hospital. The Chiefs would lose the contest by a 23-10 count.

For the first time since 2000, a quarterback other than Green started a contest for Kansas City as backup QB Damon Huard served as field general the following week at Denver (9/17). Kansas City would drop a tough 9-6 OT decision to the Broncos as the club fell to 0-2.

After an early bye week, Kansas City got its initial victory of the Edwards era in convincing fashion with a 41-0 win at Arrowhead vs. San Francisco (10/1). Huard guided the club to a 23-20 comeback win the following week at Arizona (10/8), but a 45-7 drubbing at Pittsburgh (10/15) left the club's record at 2-3 entering a pivotal two-game homestand.

K Lawrence Tynes drilled a game-winning 53-yard FG to give Kansas City a 30-27 victory vs. San Diego (10/22). That triumph sparked a three-game winning streak to put the club's record at 5-3 at the season's halfway point.

Huard compiled a 5-3 record as a starter in Green's absence, throwing 10 TDs and just one INT over that eight-game span. After several weeks of practice and countless medical tests, Green finally made his return to the lineup in a 17-13 home win vs. Oakland (11/19) in what would be the final game witnessed in person by Founder Lamar Hunt, who was admitted to Presbyterian Hospital in Dallas on November 22nd.

Hunt had long lobbied the NFL for a third game on Thanksgiving and those persistent efforts were rewarded as the fifth-largest paid crowd in Arrowhead history (79,484) packed the stadium for a holiday spectacle. Kansas City won its second contest at Arrowhead in five days as the Chiefs defense turned in a masterful performance in a 19-10 primetime



REMEMBERING OUR FOUNDER

On December 19, 2006 over 2,500 individuals gathered at the Community of Christ Auditorium in Independence, Missouri to pay their final respects to Chiefs Founder Lamar Hunt. Pastor Paul Brooks presided over a two-hour service that was attended by the entire Chiefs team and administrative staff, as well as countless dignitaries and fans. Three of the Hunt children – Clark (above), Daniel and Sharron – shared remembrances of their father, while Lamar Hunt, Jr. paid a special musical tribute to the patriarch of the Chiefs family. Other eulogists included Carl Peterson, Rev. Emanuel Cleaver, Len Dawson, Bobby Bell, Willie Lanier, Trent Green and head coach Herm Edwards. Four former Chiefs head coaches were also in attendance – Dick Vermeil, Gunther Cunningham, Marty Schottenheimer and Paul Wiggin. A moving video tribute celebrating Hunt's vibrant life was also shown during the ceremony.

win vs. Denver (11/23), a contest that also marked the initial live game telecast by the NFL Network.

Owning a 7-4 record, Kansas City appeared poised to make a serious run at the postseason, but a three-game losing streak that began with an unlikely 31-28 OT loss at Cleveland (12/3) put those hopes in serious jeopardy. The month of December proved particularly gloomy for the Chiefs as the health of the franchise's patriarch steadily declined.

After originally being diagnosed with prostate cancer in '98, Hunt quietly and bravely underwent many treatments and surgeries in the ensuing years without complaint. On December 13th, he peacefully passed away in Dallas, surrounded by his family. Memorial services celebrating the life of Hunt were conducted on the SMU campus in Dallas on December 16th and at the Community of Christ Auditorium in Independence, Mo., on December 19th.

A mourning team would return to the field the following Sunday and capture a 20-9 win at Oakland (12/23) to keep the Chiefs playoff hopes afloat entering the regular season finale vs. Jacksonville (12/31). The Chiefs prevailed by a 35-30 count against the Jaguars as RB Larry Johnson established an NFL record with 416 rushing attempts on the season and broke his own franchise single-season record with 1,789 rushing yards. After Cincinnati and Tennessee lost earlier in the day, the Chiefs officially got their ticket to the postseason punched when San Francisco won an unlikely 26-23 OT decision at Denver (12/31).

2007 — The Chiefs made their first postseason appearance on the road since '94 in an AFC Wild Card Game at Indianapolis (1/6). Despite enjoying the support of a throng of Kansas City fans who made the trek to the RCA Dome and a valiant first-half performance from the Chiefs defense, Kansas City lost a 23-8 decision.

An artist's rendering for the club's new office complex and practice facility was unveiled in March, while design work and plans for Arrowhead's rehabilitation continued. On June 2nd, the club announced that it was partnering with HBO Sports and NFL Films to produce *Hard Knocks: Training Camp with the Kansas City Chiefs* - a five-hour documentary series. On June 6th, QB Trent Green was traded to Miami. Green concluded his successful six-year run with the franchise owning a team-record 87.3 passer rating.

The summer months were highlighted by a pair of groundbreaking ceremonies at the Truman Sports Complex. A private, staff-only groundbreaking session for the Chiefs new office and practice headquarters was conducted by Clark Hunt on July 25th. In addition, the Hunt family, Chiefs officials, Senator Kit Bond, Jackson County Executive Mike Sanders and other county legislators participated in a groundbreaking ceremony for the "New Arrowhead" on August 22nd.

On the field, Kansas City overcame an 0-2 start to register a 4-3 record at the bye week, securing sole possession of first place in the AFC West standings. That early-season turnaround was highlighted by a 30-16 comeback win at San Diego (9/30). WR Dwayne Bowe set a Chiefs single-game rookie record with 164 receiving yards in that contest, including a 51-yard TD catch. Bowe would shatter the franchise's single-season rookie receiving records with 70 catches for 995 yards, figures that led all NFL rookies. Meanwhile, TE Tony Gonzalez became the NFL's all-time TD catch leader among tight ends in a 27-20 win vs. Cincinnati (10/14).

However, Kansas City could not maintain any of that positive momentum after the bye week. The downward spiral began when RB Larry Johnson suffered a season-ending right foot injury in a 33-22 loss vs. Green Bay (11/4). That setback began a nine-game losing streak to conclude the regular season. Second-year QB Brodie Croyle supplanted QB Damon Huard in the second half the following week vs. Denver (11/11).

Croyle enjoyed a solid debut in his initial NFL start in the club's next contest at Indianapolis (11/18). That game would mark the final chapter in the illustrious career of RB Priest Holmes, who announced his retirement on November 21st. The all-time leading rusher in franchise history with 6,070 yards made a remarkable comeback after missing almost a season-and-a-half of action. He returned to play four games in 2007, including two starts, before eventually hanging up his cleats for good. DE Jared Allen was a defensive bright spot, leading the league with 15.5 sacks.

After suffering a thumb injury at Detroit (12/23), Croyle returned for the season finale at the N.Y. Jets (12/30) as Kansas City suffered a 13-10 OT setback. Gonzalez recorded his 820th career reception in the game, the most catches of any tight end in NFL history. Gonzalez earned his ninth straight Pro Bowl berth and finished the year with 1,172 receiving yards.

2008 — Head Coach Herm Edwards named Chan Gailey his offensive coordinator on January 16th. CB Emmitt Thomas was elected to the Pro Football Hall of Fame on February 2nd and was officially enshrined in Canton on August 3rd.

Kansas City and Minnesota orchestrated a major trade on April 23rd as the Chiefs sent Pro Bowl DE Jared Allen and a sixth-round pick to the Vikings. In exchange, Kansas City received a first-round selection, two third-round picks and a sixth-round selection. Upon the team's return from training camp in August, the club's football operations moved into the organization's new practice facility. The rest of the franchise's administrative staff completed the move from Arrowhead by season's end.

On the field, the Chiefs owned the dubious distinction of becoming just the fourth team since the AFL-NFL merger to start three different quarterbacks in the season's first three weeks in a non-strike season. TE Tony Gonzalez surpassed TE Shannon Sharpe (10,060) for the most receiving yards by a tight end in NFL history at Carolina (10/5).

After QBs Brodie Croyle and Damon Huard both suffered season-ending injuries vs. Tennessee (10/19), the club eventually turned to QB Tyler Thigpen for good for the season's final nine games. The Coastal Carolina product showed flashes of promise and set a then single-season franchise record for QBs with 386 rushing yards. Thigpen outplayed QB Brett Favre, but the Jets signal caller rallied his club as the Chiefs dropped a 28-24 decision at the N.Y. Jets (10/26).

That Jets contest marked the first in a series of excruciating losses. Kansas City squandered a 21-point lead in a 30-27 OT loss vs. Tampa Bay (11/2) and lost a 20-19 decision at San Diego (11/9) as a botched PAT and a failed two-point try doomed the club.

Thigpen's lone victory of the season was a 20-13 win at Oakland (11/30), but the losses continued to mount, including a second one-point setback vs. San Diego (12/14) as the Chargers overcame an 18-point deficit, scoring the game's final 19 points.

On December 15th, President/General Manager and CEO Carl Peterson announced his resignation, effective at the end of the season. The Chiefs dropped a 38-31 decision vs. Miami (12/21). Based on wind chill of -12 at kickoff, it was the second-coldest contest in

Arrowhead history. A four-game losing streak to end the season closed out with a 16-6 loss at Cincinnati (12/28) as the Chiefs finished the year at 2-14.

A NEW ERA AT ARROWHEAD

2009 — Peterson officially concluded his 20-year tenure with the franchise on January 6th with a farewell press conference. Under Peterson's tenure, Kansas City amassed a 176-143-1 (.552) regular season record, made nine playoff appearances, won the AFC West four times and reached the AFC Championship Game in '93.

On January 13th, longtime New England Patriots executive Scott Pioli was named by Chairman of the Board Clark Hunt as the fifth General Manager in franchise history. During his tenure in New England, the Patriots won Super Bowls XXXVI, XXXVIII and XXXIX, claimed the Lamar Hunt Trophy four times as the AFC Champion and won six AFC East titles. During Pioli's tenure from 2000-08, the Patriots compiled an NFL-best 102-42 (.708) regular season record.

On January 23rd, Herm Edwards was relieved of his duties as head coach. He produced a 15-33 regular season record in three seasons guiding the franchise. The late LB Derrick Thomas was elected to the Pro Football Hall of Fame's Class of 2009 on January 31st. Thomas became the 10th member of the Chiefs to be enshrined in Canton. He joined LBs Bobby Bell (Class of '82) and Willie Lanier (Class of '86) as the third linebacker in that esteemed group.

Hunt and Pioli introduced former Arizona Cardinals offensive coordinator Todd Haley as the 11th head coach in franchise history on February 6th. He helped the Cardinals reach Super Bowl XLIII, marking the franchise's first NFL title game since '47. The son of longtime NFL personnel executive Dick Haley, the younger Haley oversaw an Arizona offense that registered a franchise-record 427 points in 2008. The first major move of the Chiefs new leadership team came on February 28th when the club acquired QB Matt Cassel and LB Mike Vrabel in a trade with New England.

The club unveiled its 50th anniversary logo on April 14th as the team began a year-long commemoration of the franchise's 50th season, as well as the 50th anniversary of the creation of the American Football League by Lamar Hunt. On April 23rd, the Chiefs traded 10-time Pro Bowl TE Tony Gonzalez to Atlanta. Gonzalez finished his Chiefs career with the most receptions (916), receiving yards (10,940) and TD catches (76) in franchise history.

On May 8th, Hunt named Denny Thum as the fourth President of the Chiefs. Thum owned the distinction of being one of just three employees in team history to serve the club during the tenure of every head coach in franchise history. On May 21st, Mark Donovan was hired as Executive Vice President/Chief Operating Officer after spending six seasons with the Philadelphia Eagles.

On June 18th, the Chiefs announced the return of training camp to the state of Missouri, beginning in 2010. The Chiefs and Missouri Western State University in St. Joseph, Mo., agreed to the university's plans for a training facility including a climate-controlled, 120-yard indoor field, as well as two 120-yard grass fields. The Chiefs officially ended their 19-year training camp tenure at the University of Wisconsin - River Falls, conducting their final practice at that facility on August 20th.

The Chiefs began the regular season on the road at Baltimore (9/13) with QB Brodie Croyle at the helm after QB Matt Cassel was injured vs. Seattle (8/29). Kansas City tied the

game at 24-24 with 5:21 left to play in Head Coach Todd Haley's regular season debut, but couldn't pull out the victory.

For the first time since the '62 AFL Championship Game, the club wore its Dallas Texans uniforms in a contest billed as "The Game That Never Was" vs. Dallas (10/11). Chiefs Founder Lamar Hunt had longed for a head-to-head duel between his AFL squad and the NFL's Cowboys during their three-year co-existence in Dallas, and that contest finally came to fruition. However, the Cowboys would prevail by a 26-20 margin in OT, sending the Chiefs record to 0-5.

Haley recorded his initial NFL win the following week, as Kansas City produced a 14-6 victory at Washington (10/18). It would be one of three road wins for the Chiefs on the season.

On October 23rd, a major section of I-435 near the Truman Sports Complex was designated as "Lamar Hunt Memorial Highway" by the Missouri General Assembly and the Missouri Department of Transportation. In October, the club also mourned the death of longtime assistant coach Darvin Wallis, whose 19-year tenure with the Chiefs ranked as the second-longest stint in franchise history, trailing only Tom Pratt (21 years).

The Chiefs improved in 25 different statistical categories during the season's final eight games, including total points, total offense, passing yards per game, rushing yards per game, third-down percentage and sacks allowed. Kansas City began that eight-game stretch with a 16-10 win at Oakland (11/15) as the Chiefs became the first NFL club to register seven straight road wins against the Raiders. The Chiefs followed that up with a thrilling 27-24 OT victory vs. Pittsburgh (11/22) as Haley exacted some retribution against a Steelers squad that defeated his Arizona Cardinals in Super Bowl XLIII.

RB Jamaal Charles helped spearhead the Chiefs second-half resurgence. Only Tennessee RB Chris Johnson (1,047) rushed for more yards over the final eight games of the year than Charles (968). Charles finished the season with 1,120 yards on 190 carries, becoming the first player in league annals to top the 1,100-yard plateau on less than 200 carries. He also was the youngest player to ever win the Derrick Thomas Award as the club's MVP.

2010 — The Chiefs saved their best performance of the season for the regular season finale at Denver (1/3). Charles racked up a franchise-record 259 rushing yards, while LB Derrick Johnson became just the third linebacker in NFL history to return two INTs for TDs in a single game. Kansas City registered a 44-24 win, marking the club's first-ever win at INVESCO Field and the the most points scored by the Chiefs in Denver since '72.

Despite finishing the year with a 4-12 record, the Chiefs led the NFL in Red Zone scoring percentage (89.5%) and improved in 30 categories compared to 2008. Only three clubs made more dramatic jumps in the comprehensive special teams rankings compiled by the Dallas Morning News, as the Chiefs went from 29th to 12th.

Haley began reshaping his coaching staff almost immediately after the season. Charlie Weis was named offensive coordinator on January 8th, while Romeo Crennel was hired as defensive coordinator on January 14th. Haley also added a number of coaches with playing experience, including Hall of Fame CB Emmitt Thomas, who returned to the Chiefs as defensive backs coach on February 1st after registering a franchise-record 58 INTs from '66-78.

Commissioner Roger Goodell introduced four-time Pro Bowl G Brian Waters as the winner of Walter Payton NFL Man of the Year Award prior to the kickoff of Super Bowl XLIV on February 6th. Waters became the fifth member of the Chiefs to win that prestigious accolade. Super Bowl IV MVP QB Len Dawson – winner of the '73 Man of the Year Award – was on hand to present the Lombardi Trophy to the victorious New Orleans Saints.

On February 12th, Ann Roach announced her retirement after 44 seasons with the club. The second-longest tenured employee in Chiefs history, Roach served as an assistant to the first 10 head coaches in franchise annals. Roach and longtime Chiefs broadcaster Bill Grigsby were both acknowledged at the 40th annual 101 Awards on March 6th. Grigsby announced his retirement after a distinguished 63-year career in broadcasting.

The National Football League announced on April 20th that Monday Night Football would return to Kansas City on September 13th as the Chiefs officially celebrate the grand opening of the New Arrowhead vs. San Diego.

Chairman Clark Hunt led dozens of media members on an exclusive tour of the New Arrowhead on July 23rd, giving a behind the scenes look that the stadium and all its amenities before the first event was open to the public.

In an event reminiscent of Lamar Hunt's founding of the MLS and the Kansas City Wizards, the Wizards hosted English Premier League powerhouse Manchester United in a friendly match on July 25th, marking the first event held inside the New Arrowhead.

Clark Hunt was joined by the entire Hunt family and NFL Commissioner Roger Goodell on July 30th for the unveiling of Founder's Plaza, an engaging outdoor area that serves as a tribute to Chiefs Founder Lamar Hunt and recognizes his contributions to the founding of the American Football League.

That afternoon, Chiefs Training Camp made its debut on the campus of Missouri Western State University in St. Joseph, marking the first time in 20 years that the Chiefs held their summer practices in the state of Missouri.

Upon returning to the Arrowhead Training Facility, Kansas City held a free night practice on August 25th that was open to the public at Arrowhead Stadium, giving 22,142 Chiefs fans the opportunity to see the newly renovated stadium and watch the team practice before the start of the regular season. In conjunction with the open practice, the Chiefs dedicated the Chiefs Hall of Honor, presented by Time Warner Cable on the Lower Concourse of the stadium.

On September 13th, Kansas City celebrated the grand opening of the New Arrowhead with a 21-14 rain-soaked victory over the AFC West rival San Diego Chargers on ESPN's Monday Night Football. The victory signaled the culmination of the three-year, \$375 million renovation project.

Hunt assumed the title of Chairman and CEO of the Kansas City Chiefs on Tuesday, September 14th.

The Chiefs started the season 3-0 for the first time since 2003 on their way to a 10-6 record and the club's first AFC West title since 2003 and first playoff appearance since following the 2006 season. Kansas City registered a 7-1 record at home, restoring the Arrowhead advantage. The Chiefs went 4-0 against the NFC West, the second straight time they've swept the NFC West (2006). WR Dwayne Bowe tallied 15 TD receptions to pace the league in scoring catches. RB Jamaal Charles gained 1,467 yards on 230 carries, finishing second behind Houston RB Arian Foster for the NFL's individual rushing title. LB Tamba Hali led all AFC defenders and was second in the NFL with 14.5 sacks on the season.

2011 — On January 9th, Kansas City hosted its first NFL playoff game since 2003 when the Chiefs fell to the Baltimore Ravens in a 30-7 final. Five Chiefs players were selected to the 2011 Pro Bowl in Honolulu, Hawaii: S Eric Berry, WR Dwayne Bowe, QB Matt Cassel, RB Jamaal Charles and G Brian Waters, marking the most Pro Bowl performers for the Chiefs since KC sent six players to the NFL's version of the all-star game in 2006.

Chairman and CEO Clark Hunt named Mark Donovan president of the Kansas City Chiefs on January 20th.

Head Coach Todd Haley made two moves related to his coaching staff, naming Bill Muir offensive coordinator/offensive line coach on February 3rd and hiring Jim Zorn as quarterbacks coach on February 15th. Haley garnered two post-season coaching awards for leading the Chiefs to a 10-6 record in only his second year at the helm, earning the NFL Alumni Coach of the Year award and also the AFC Coach of the Year award from the Committee of 101.

The Chiefs were saddened at the loss of a pair of treasured Kansas City icons in 2011 as longtime trumpeter and TD Pack Band leader Tony DiPardo passed away in February at the age of 98. Only a few weeks later, longtime voice of the Chiefs Bill Grigsby passed away at the age of 89. Thousands of Kansas Citians helped celebrate the lives of these two Chiefs legends at open memorial services.

During the offseason, Arrowhead Stadium returned to prominence as a Midwest entertainment destination as country music star Kenny Chesney played the venue as a stop on his 'Goin' Coastal Tour' along with the Zac Brown Band, Billy Currington and Uncle Kracker. Taylor Swift's 'Speak Now Tour' also made a stop at Arrowhead.

For the second year in a row, the Chiefs held training camp at Missouri Western State University in St. Joseph, Mo. After returning to their Kansas City facility for the home portion of training camp, the Chiefs hosted a free practice for fans at Arrowhead Stadium as part of the team's Back to Football Bash.

After dropping three straight contests to open the season, Kansas City rebounded with four straight victories. That stretch of four straight wins included a 28-24 victory at Indianapolis (10/9) in which the Chiefs tied a club record by overcoming a 17-point deficit and a 28-0 shutout at Oakland (10/23) in which Kansas City recorded six interceptions.

Kansas City appeared in three primetime contests in 2011, including two at Arrowhead Stadium. For the second year in a row, the Chiefs topped AFC West rival San Diego (10/31) at home on ESPN's Monday Night Football, this time, using a 30-yard K Ryan Succop field goal in overtime for the win.

QB Matt Cassel was placed on injured reserve with a hand injury suffered vs. Denver (11/13). Kansas City claimed QB Kyle Orton off waivers from Denver on Nov. 23. Kansas City was one of two teams to have three different starting quarterbacks open an eventual victory in 2011, with Houston being the other team to accomplish that feat.

With a 5-8 record after 13 games, Todd Haley became the second coach in team history to be relieved of his duties during the season. Defensive Coordinator Romeo Crennel assumed the head coaching duties. The Chiefs upset the previously undefeated Green Bay Packers by a 19-14 final at Arrowhead (12/18) in Crennel's first game at the helm.

In the final three contests with Crennel serving as both head coach and defensive coordinator, the Chiefs defense ranked third in the NFL in total yards per game allowed, second in net passing yards per game allowed and second in points per game allowed.

The final game of the 2011 season marked the 227th career game for C Casey Wiegmann and was his 200th career start. Dating back to a contest vs. the N.Y. Giants (9/23/01), Wiegmann had started 175 consecutive games at center and played 11,162 straight offensive snaps, marking the longest streak by any NFL offensive lineman. Dating back to a contest vs. Carolina (11/20/05), RB Thomas Jones had appeared in 102 consecutive games.

2012 — Crennel was named the 12th head coach in franchise history by Chairman and CEO Clark Hunt and General Manager Scott Pioli on Jan. 9, 2012.

Although the team finished with a 7-9 record, the Chiefs were one win shy of repeating as the AFC West Division champions and earning an automatic berth in the playoffs.

Crennel started making changes to his coaching staff in the weeks following the regular season. Tom McMahon was named special teams coach on Jan. 30 while Brian Daboll was named offensive coordinator on Feb. 6. On Feb. 14, Nick Sirianni was promoted to wide receivers coach, while Jack Bicknell was named offensive line coach, Jim Bob Cooter was hired as offensive quality control coach and Derius Swinton was named special teams quality control coach. Crennel rounded out his coaching staff by hiring Steven Smith as assistant offensive line coach on March 9.

Former Chiefs T Willie Roaf was elected to the Pro Football Hall of Fame as part of the class of 2012, announced Saturday, Feb. 4, the day before Super Bowl XLVI in Indianapolis.

On April 14, the Kansas City Chiefs announced that every Chiefs Season Ticket Account Holder would receive one personalized Chiefs Nike jersey as a thank you in celebration of the club's 50 years in Kansas City. On May 15, Chairman and CEO Clark Hunt further outlined multiple plans and initiatives to thank Chiefs fans and the Kansas City community for their support through the years in a special press conference at Union Station in downtown Kansas City.

On June 10, Kansas City welcomed back Kenny Chesney to Arrowhead Stadium as a stop in the 'Brothers of the Sun' tour along with Tim McGraw.

For the third consecutive year, the Chiefs returned to Missouri Western State University in St. Joseph, Mo. for training camp.

The Chiefs went 2-14 in 2012, picking up their first win in a 27-24 overtime battle at New Orleans (9/23) with the help of RB Jamaal Charles, who registered a 91-yard rushing touchdown, the longest rush from scrimmage in team history. On Dec. 2, Kansas City picked up its second victory of the season a day after tragedy struck the organization. The Chiefs rallied to beat the Carolina Panthers 27-21 on the shoulders of 127 rushing yards from Charles and two passing touchdowns from QB Brady Quinn.

Despite having struggled in 2012, the Chiefs had six players elected to the play in the annual Pro Bowl in Hawaii. S Eric Berry, RB Jamaal Charles, LBs Tamba Hali and Derek Johnson all earned their second trip, while P Dustin Colquitt and LB Justin Houston earned their first trip to the Pro Bowl.

On Dec. 31, Romeo Crennel was relieved of his head coaching duties.

REID, DORSEY TEAM UP IN KANSAS CITY

2013 — The Kansas City Chiefs and General Manager Scott Pioli parted ways on Jan. 4, 2013. On Jan. 7 Chiefs Chairman and CEO Clark Hunt introduced Andy Reid as the Chiefs 13th head

coach, and one week later on Jan. 14, he named John Dorsey as the team's sixth general manager in franchise history. Soon after Reid arrived in Kansas City, he started assembling his coaching staff, which consisted of several coaches he brought in from his staff in Philadelphia, including former NFL quarterback Doug Pederson as offensive coordinator. Reid named Bob Sutton defensive coordinator and Dave Toub special teams coordinator, and he hired former NFL head coach Brad Childress as a spread game analyst/special projects coach.

Former Chiefs DT Curley Gulp was elected to the Pro Football Hall of Fame as part of the class of 2013, announced Saturday, Feb. 2, the day before Super Bowl XLVII in New Orleans.

On March 13, the Chiefs announced a trade with the San Francisco 49ers to acquire QB Alex Smith. Kansas City used the first overall pick of the 2013 NFL Draft by selecting T Eric Fisher. Fisher played collegiately at Central Michigan.

During the 2013 offseason, the Chiefs unveiled the Chiefs Kingdom Pass, a personalized experience just for Season Ticket Holders to manage their relationship with the Kansas City Chiefs. There is a website, ChiefsKingdomPass.com, that lets Season Ticket Holders manage their accounts, view exclusive video from Emmy award winning 65 Toss Power Trap Productions and earn and redeem points for unique prizes.

On May 18, the Chiefs hosted the inaugural Chiefs 5K at Arrowhead Stadium featuring a one-of-a-kind finish on the 50 yard line. Fans were able to feel the rush of excitement as they ran out of the Chiefs tunnel and onto the field for a dramatic finish in front of a cheering section.


On June 15, Kansas City welcomed Kenny Chesney back to Arrowhead Stadium as a stop in the 'No Shoes Nation' tour along with Eric Church.

For the fourth consecutive year, the Chiefs returned to Missouri Western State University in St. Joseph, Mo. for training camp.

Following training camp in St. Joseph, Head Coach

SETTING A GUINNESS WORLD RECORD

On Sunday, Oct. 13, 2013, Chiefs fans inside Arrowhead Stadium set a new Guinness World Record for Loudest Crowd Roar at an Outdoor Sports Stadium. A grassroots initiative led by a group of fans and supported by the Chiefs organization, all Kansas City fans inside Arrowhead rallied around the team as the Chiefs topped AFC West foe Oakland 24-7, recording a peak decibel reading of 137.5 decibels during a fourth-quarter play that saw LB Derrick Johnson sack Oakland QB Terrelle Pryor with just under one minute left in the game. With Guinness Book of World Records adjudicator Philip Robertson monitoring the sound levels on a specially designed decibel meter, Chiefs fans inside Arrowhead broke the old Guinness World Record of 136.6 set by the fans of the Seattle Seahawks at CenturyLink Field on Sept. 15 in Seattle.



Andy Reid's team shot out of the gate at a blistering pace, winning nine consecutive games to start the 2013 campaign. The nine-game winning streak to open the season tied the club's

longest win streak and tied the Chiefs 2003 squad who also opened its campaign 9-0 as the most wins to start a season.

The Chiefs defense pitched a shutout in the season opener at Jacksonville (9/8) as the Chiefs won 28-2, setting the tone for what would be a dominant defensive performance throughout the first half of the season.

The team debuted in red-on-red uniforms in the home opener against Dallas (9/15) among other new gameday elements, including pyrotechnics for individual player introductions during pregame.

Reid returned to the city and stadium that he called home for the previous 14 years as the Chiefs traveled to Philadelphia (9/19) and earned a 26-16 victory in primetime on Thursday Night Football.

Kansas City hosted a three-game homestand in the month of October, starting with a game against AFC West foe, the Oakland Raiders. In that game, Chiefs fans established a Guinness World Record for the loudest crowd roar at an outdoor stadium, reaching 137.5 decibels and breaking the old record of 136.6 decibels set by Seattle Seahawks fans. Seahawks fans eventually broke the record again at CenturyLink Field on Dec. 2.

With a win at Buffalo (11/3), the Chiefs entered the bye week unbeaten at 9-0 just one year removed from the team's 2-14 record. The seven-game improvement by the bye marked the best single-season turnaround in franchise history.

After a three-game skid marked by a pair of losses to the eventual Super Bowl contending Denver Broncos and a loss to the San Diego Chargers who advanced to the AFC Divisional playoffs, the Chiefs rebounded with statement victories on the road at Washington and in Oakland as the offense turned up the heat in the second half of the season, posting 101 combined points in back-to-back weeks (45 at Washington, 56 at Oakland).

With a fifth seed guaranteed in the AFC playoffs and no chance for improving playoff seeding, Reid rested a number of starters and key players in the season finale at San Diego to give extra rest heading into the postseason. The team, led by QB Chase Daniel, took the San Diego Chargers to overtime in San Diego, but eventually fell short of a victory after a 36-yard K Nick Novak field goal marked the difference in the extra period.

2014 — The Chiefs finished the regular season with an 11-5 record, marking the best finish since the club went 13-3 in 2003. It was the first playoff appearance for the team since the 2010 season, and Andy Reid became just the second coach in franchise history to lead the Chiefs to the playoffs in his first season at the helm, joining Herm Edwards who accomplished the feat in 2006.

In the AFC Wild Card Game at Indianapolis (1/4/14), the Chiefs offense picked up where it left off in the second half of the season. With RB Jamaal Charles lost to injury on the game's opening drive, QB Alex Smith put the team on his shoulders, setting a number of franchise postseason records. He finished the game completing 30 of 46 passes for 378 yards with four touchdowns and a 119.7 passer rating. WR Dwayne Bowe hauled in eight passes for 150 yards and a touchdown in the game. In the end, 44 total points was not enough as the Indianapolis Colts overcame a 21-point first-half deficit to win the game 45-44 and advance to the AFC Divisional round at New England.

SETTING A GUINNESS WORLD RECORD AGAIN

On Monday, Sept. 29, 2014, Kansas City defeated the New England Patriots 41-14, and Chiefs fans set a Guinness World Record for Loudest Crowd Roar at a Sports Stadium (Outdoors). Chiefs fans reached a peak decibel reading of 142.2 as Guinness World Records adjudicator Phillip Robertson monitored the sound levels. The mark was set early in the contest while the club was on defense. The Arrowhead Stadium record passed the old record of 137.5 decibels and broke Seattle's record of 137.6.



Following the 11-5 season, the Chiefs sent a total of 10 players to the Pro Bowl in Hawaii, more than any other team in 2013: T Branden Albert, S Eric Berry, RB Jamaal Charles, CB Brandon Flowers, LB Tamba Hali, LB Justin Houston, LB Derrick Johnson, PR Dexter McCluster, DT Dontari Poe and QB Alex Smith.

RB Jamaal Charles and S Eric Berry were named first-team All-Pro by the Associated Press following the season, while DT Dontari Poe, LB Tamba Hali and WR/PR Dexter McCluster were named second-team All-Pro.

Under the direction of Special Teams Coordinator Dave Toub, the team set an NFL record for kickoff return average, posting 29.9 yards per return, leading the league by more than 3.0 yards per return and breaking the old NFL record of 29.4 yards per return set by the 1972 Chicago Bears.

Following their first year leading the club, Reid was named the 2013 AFC Coach of the Year by the 101 Committee and Dorsey was named Executive of the Year by the Pro Football Writers of America.

In late July, the Chiefs returned to St. Joseph, Mo., for their fifth straight year of training

BE BOLD, BE BRAVE, BE BERRY

Before the Chiefs game at Arizona on Sunday, Dec. 7, 2014, a number of Cardinals players and coaches wore the "Be Bold. Be Brave. Be Berry." T-shirt in support of Chiefs safety Eric Berry, who was put on the non-football illness list after being diagnosed with Non-Hodgkin's lymphoma. Cardinals head coach Bruce Arians (below) also wore the shirt in support of the Chiefs Pro Bowl safety. In addition, Cardinals president Michael Bidwill made a \$10,000 donation to the Eric Berry Foundation, only further showing the fraternity of the NFL and the support the teams have for one another.



camp at Missouri Western State University.

The club opened up the 2014 season 1-2 before hosting New England on Monday Night Football (9/29) to close out the month of September. The team featured its red-on-red uniforms for only the second time in team history. The Chiefs dominated the eventual Super Bowl Champions 41-14 in a game that featured a Guinness World Record for the loudest outdoor stadium, reaching 142.2 decibels and breaking the old record of 137.6 decibels set

by Seattle Seahawks fans at Century Link Field in 2013. Three touchdowns in the contest from RB Jamaal Charles garnered him AFC Offensive Player of the Week honors.

Kansas City went into the bye week with a 2-3 record before a victory at San Diego (10/19) in which Charles broke Priest Holmes' franchise career rushing record of 6,070 yards on a 16-yard touchdown run. The win over the Chargers also began a five-game winning streak, culminating with a 24-20 victory at Arrowhead Stadium over the defending Super Bowl Champion Seattle Seahawks to improve to 7-3.

Following the Chiefs week 12 game at Oakland, S Eric Berry was diagnosed with Non-Hodgkin's Lymphoma and was placed on the NFL list for the remainder of the season in order to begin his treatments. To support Berry's fight, Chiefs teammates designed Be Bold, Be Brave, Be Berry T-shirts for public purchase, with all proceeds going to the Leukemia & Lymphoma Society. In addition, Chiefs players and other players around the league also supported Berry's battle by wearing the T-shirts during pre-game warm-ups.

Heading into the final game of the regular season against San Diego (12/28), the club still had postseason aspirations. Chiefs starting QB Alex Smith was ruled out prior to the game with a spleen injury, which allowed QB Chase Daniel to start his first game with the club since the season finale in San Diego in 2013. Daniel completed 16 of 27 passes for 157 yards and led the Chiefs to a 19-7 victory to end the regular season. However, a Baltimore victory over Cleveland eliminated the Chiefs from playing in the postseason for the second consecutive season.

Off the field, the Chiefs made headlines when the NFL announced (11/6) that the club was selected to host a regular-season game overseas for the first time in franchise history. The Chiefs would take on the Detroit Lions in London on Nov. 1, 2015. The Week 8 contest was part of the NFL's International Series played at Wembley Stadium, one of three NFL games taking place in the United Kingdom in 2015.

Arrowhead Stadium played host to three college football games in 2014. Langston University took on Lincoln University on Sept. 6, while the NAIA Gridiron Challenge doubleheader (10/11) featured MNU (Kan.) vs. Missouri Valley and Baker University vs. Benedictine.

In the second year of the Reid-Dorsey era, the Chiefs finished with a 9-7 record, their second straight winning season. With 11 wins in 2013 and nine wins in 2014, Chiefs Head Coach Andy Reid's 20 total wins gave him the most wins by a coach in his first two seasons in team history, passing Marty Schottenheimer's 19-win total in 1989 and 1990. Reid's .625 (20-12) winning percentage also marks the best by a head coach in team history through his first two seasons.

After the season, a total of four Chiefs were voted and participated in the annual Pro Bowl: RB Jamaal Charles, LB Tamba Hali, LB Justin Houston and DT Dontari Poe. All four players made return trips to the NFL's All-Star game after participating in 2013.

LB Justin Houston had one of the best single season performances in team history in 2014. Houston recorded 22.0 sacks, which led the league and also fell one sack short of passing Michael Strahan (22.5 sacks) for the most sacks in a single season in NFL history. The total also surpassed former Chiefs great Derrick Thomas' 20 sacks in 1990, a record that stood for more than 20 years. Houston was named to the 2014 AP All-Pro first team after the season.

The Chiefs went 4-0 against the AFC East in 2014, the third time in the last five years that the Chiefs have swept a division in one season (2010 - NFC West, 2013 - NFC East).

2015 — On Jan. 15, the Board of Governors at Missouri Western State University announced they had approved a contract amendment that will keep the summer training camp of the Kansas City Chiefs at the school in St. Joseph for three more years, through 2017.

It was announced on Jan. 31 that former Chiefs G Will Shields would be inducted into the Pro Football Hall of Fame. Shields becomes the 11th longtime member of the Kansas City Chiefs to be enshrined.

On the final day of February, the Committee of 101 hosted the 45th 101 Awards at the Westin Crown Center Hotel in Kansas City. It was announced that former cornerback Gary Green would be the 2015 inductee into the Chiefs Hall of Fame. Green, who earned All-Pro honors three consecutive years with the club (1981-83), is the 45th player to earn the coveted honor. The Committee also recognized Justin Houston as the winner of the Derrick Thomas Award, given to the team's most valuable player, and De'Anthony Thomas as the winner of the Mack Lee Hill Award, granted to the team's top rookie or first-year performer.

The Chiefs began free agency on Mar. 11 when they signed WR Jeremy Maclin. The former Eagles wide receiver spent the first four years of his career with Chiefs Head Coach Andy Reid in Philadelphia. The Chiefs also signed veteran free agents G Paul Fanaika and S Tyvon Branch and acquired G Ben Grubbs in a trade with New Orleans.

Arrowhead Stadium hosted its first non-Chiefs event in 2015 by holding an international friendly soccer match between Mexico and Paraguay on Mar. 31. Arrowhead Events LLC also hosted three concerts in the summer of 2015: the Rolling Stones – June 27; One Direction – July 28; Kenny Chesney – Aug. 1. The American Royal's World Series of Barbecue also moved to Arrowhead Stadium from Oct. 1-4, making it the biggest barbecue in Kansas City history. On Nov. 14, Arrowhead will serve as the site for the Missouri-BYU college football game. It was the first Division I college football game at Arrowhead since Missouri defeated Kansas in the Border Showdown in 2011.

The 2015 Chiefs got off to a hot start, winning all four of its preseason games for the first time since the four-game preseason schedule was installed in 1978 and the first time the club went undefeated in the preseason since 1969, when the team went 6-0 en route to winning Super Bowl IV.

After opening the season with a 27-20 victory in Houston (9/13), which saw rookie CB Marcus Peters record an interception on the very first pass and very first play he saw in his NFL career, the Chiefs and the NFL community received an enormous boost on Thursday Night Football when S Eric Berry made his Arrowhead Stadium return vs. Denver (9/17) for the first time since being diagnosed with Hodgkin's Lymphoma during the previous season. Additionally, Marcus Peters returned a Peyton Manning interception 55 yards for a touchdown, marking his second interception in as many weeks in his rookie season. However, the contest against the Broncos was the first in a five-game losing streak for the Chiefs - with four of Kansas City's opponents advancing to the postseason.

Kansas City turned its season around against Pittsburgh (10/25) at Arrowhead, with the help of RB Charcandrick West - who was filling in for Jamaal Charles, who was lost for the season with a torn ACL - who rushed for 110 yards and a touchdown on the afternoon. The victory against the Steelers would turn out to be the beginning of a franchise-record 10-game winning streak for the Chiefs.

The Chiefs victory over the Steelers was followed up by a trip across the pond to face the Lions (11/1) at London's Wembley Stadium. Kansas City's 45-10 victory tied an

International Series record for most points scored by one team. Following the bye week, Kansas City traveled to Denver (11/15) to face the Broncos, where they would secure the team's first victory in Denver since the final week of the 2011-12 season. Marcus Peters continued his stellar rookie campaign, picking off Broncos QB Peyton Manning's first attempt of the game. The lone bright spot for the Broncos came in the first quarter when Manning broke the NFL's record for career passing yards. Following the stoppage of play, Chiefs defenders intercepted Manning and backup quarterback Brock Osweiler four more times in the game, including an interception by Eric Berry, adding another great note to his already storybook return from Hodgkin's Lymphoma.

Kansas City's defeat of Denver was the third of 10-consecutive wins that would turn the season around after a rocky start. The 10-straight victories also set a franchise record for most victories to end a season, surpassing the previous mark of six, set in 1997. The streak helped the Chiefs finish 11-5 and earn a spot in the playoffs for the second time under Reid.

The Chiefs regular season saw players set numerous team and NFL records. QB Alex Smith threw 312 consecutive pass attempts without an interception, the second-longest streak in NFL history. In a Week Three matchup at Green Bay, LB Derrick Johnson broke Gary Spani's team record for most career tackles. Newcomer Jeremy Maclin set the Chiefs single-season record for most receptions by a wide receiver with 87 and rookie CB Marcus Peters set numerous records, including most interceptions by a rookie, with eight, most passes defended, with 26; his two interception returns for touchdowns tied a Chiefs rookie record and his 280 INT return yards were the most in franchise history and the ninth-most in NFL history. Additionally, Peters became the 14th rookie in club history to start all 16 games.

2016 — The Chiefs returned to Houston where they faced the Texans (1/9) in the first round of the AFC playoffs. The game got off to a blistering start when Nile Davis ran the opening kickoff back 106 yards for a touchdown. The 106-yard return was the longest in AFC Wild Card postseason history and the second-longest in NFL postseason history. Kansas City's defense forced five Houston turnovers in the game, en route to a 30-0 victory. Not only was it the first postseason victory by the Chiefs since 1994, it was the first shutout in the franchise's postseason history.

Kansas City then traveled to New England (1/16), where it fell to the Patriots 27-20, ending the most successful season in the Reid-Dorsey era in Kansas City.

Following the season, the Chiefs had six players - Eric Berry, Tamba Hali, Justin Houston, Derrick Johnson, Travis Kelce and Marcus Peters - in addition to the entire coaching staff, play in the Pro Bowl. The team also saw two of its defenders take home postseason honors, with Marcus Peters taking home the AP's Defensive Rookie of the Year Award as well as Eric Berry's courageous season and story be acknowledged with the NFL's Comeback Player of the Year award.

On March 5th, the Committee of 101 hosted the 46th 101 Awards at the Westin Crown Center Hotel in Kansas City. It was announced that former fullback Tony Richardson would be the 2016 inductee into the Chiefs Hall of Fame. Richardson, spent 11 years on Kansas City's roster rushed for 1,576 yards and recorded 1,298 receiving yards, including 24 total touchdowns during his tenure. The Committee also recognized S Eric Berry and QB Alex Smith as the first co-winners of the Derrick Thomas Award, given to the team's most

valuable player, and CB Marcus Peters as the winner of the Mack Lee Hill Award, granted to the team's top rookie or first-year performer.

In the offseason the Chiefs continued to improve the team by resigning their own players, TE Travis Kelce, T Eric Fisher, RB Spencer Ware and RB Charcandrick West. The Chiefs also signed veteran T Mitchell Schwartz to anchor the right side of the offensive line.

Arrowhead Events LLC also hosted two concerts in the summer of 2016: Guns and Roses - July 29; Kenny Chesney - July 16.

After a 2-2 preseason record, the Chiefs opened their season at home with an overtime victory vs. the San Diego Chargers (9/11). After trailing 21-3 at halftime, the Chiefs stormed back scoring 17 points in the fourth quarter capped by a five yard touchdown run by RB Spencer Ware with 1:11 left on the clock to tie the game at 27. The Chiefs forced overtime, took the ball and on a third and two, QB Alex Smith ran the ball two yards up the middle to win the game 33-27. In week two the Chiefs would fall in Houston (9/18), but rebound in a big way week three vs. the Jets (9/25). The Chiefs intercepted six passes from QB Ryan Fitzpatrick en route to a 24-3 victory as CB Marcus Peters (2), S Eric Berry, LB Derrick Johnson, S Daniel Sorensen and CB D.J. White tallied picks. After losing to Pittsburgh in week four (9/25), Kansas City went into the bye week 2-2 before winning their next 10 of 12 games. Along the way the Chiefs beat the defending NFC Champion Carolina Panthers (11/13) on a game-winning field goal by K Cairo Santos. Santos' heroics were set up by a forced fumble by CB Marcus Peters after stripping WR Kelvin Benjamin with 29 seconds remaining. In week 12 for the first of two victories, the Chiefs beat the defending Super Bowl Champion Denver Broncos (11/27). K Cairo Santos again connected on an overtime game-winning field goal off the crossbar with five seconds left to win in dramatic fashion.

2017 — The Chiefs began the year and closed the season with a chance to capture their first AFC West division title since 2010 with a win against the San Diego Chargers (1/1). In the third quarter WR Tyreek Hill put the game out of reach by returning a P Drew Kaser punt 95 yards for a touchdown. With the Week 17 win the Chiefs finished with a 12-4 record, going 6-0 vs. divisional opponents and earned a first round bye in the playoffs.

For the second straight year the Chiefs competed in the AFC Divisional round of the playoffs, this time, hosting the Pittsburgh Steelers at Arrowhead Stadium (1/15). The Chiefs and Steelers battled, trading points throughout the game but ultimately the Chiefs fell, 18-16.

Following the season, the Chiefs had seven players - P Dustin Colquitt, S Eric Berry, TE Travis Kelce, WR Tyreek Hill, LB DJ Alexander, QB Alex Smith and CB Marcus Peters - in addition to the entire coaching staff, selected to participate in the Pro Bowl.

On February 26th, the Committee of 101 hosted the 47th 101 Awards at the Westin Crown Center Hotel in Kansas City. It was announced that former wide receiver Carlos Carson would be the 2017 inductee into the Chiefs Hall of Fame. Carson spent 10 years on Kansas City's roster recording 6,360 receiving yards, 352 career receptions and 33 total touchdowns during his tenure. The Chiefs also recognized S Eric Berry as the winner of the Derrick Thomas Award, given to the team's most valuable player, and WR Tyreek Hill as the winner of the Mack Lee Hill Award, granted to the team's top rookie or first-year performer.

In the offseason the Chiefs continued to improve the team by resigning their own veteran players such as S Eric Berry, S Daniel Sorensen and G Laurent Duvernay-Tardif while adding free agents RB CJ Spiller and DL Bennie Logan.

On June 22, 2017 the Chiefs agreed to part ways with General Manager John Dorsey. On July 10, 2017, Chiefs hired General Manager Brett Veach, becoming the seventh General Manager in franchise history.

At the end of July, The Chiefs attended training camp at Missouri Western State University in St. Joseph for the eighth year in a row.

U2 was hosted by Arrowhead Events LLC, performing at Arrowhead Stadium on September 12.

After going .500 in the preseason, the club opened its season against the defending Super Bowl champions, The New England Patriots, in the opening game of the NFL season (9/7). Rookie RB Kareem Hunt scored three touchdowns (two receiving, one rushing) as the Chiefs defeated the Patriots 42-27. This sparked a 5-0 start to the season behind the leagues no. 1 offense in points scored.

Kansas City entered its bye week in Week 9 at 6-3. After close losses to the Giants, Bills and Jets, the club hosted Oakland in a crucial divisional match up. The Chiefs scored 26 unanswered points with rushing touchdowns from running backs Kareem Hunt and Charcandrick West and four field goals from K Harrison Butker. Kansas City defeated Oakland 26-15 and carried that momentum with a 30-13 victory over the Chargers the following week. Going into week 16 against Miami, the Chiefs needed one game to clinch the AFC West. QB Alex Smith threw for over 300 yards for the fifth time and the defense forced two fumbles on the way to a 29-13 victory and a second-straight AFC West title. In the final game of the regular season, Kansas City rested several players, which allowed players like rookie QB Patrick Mahomes to see the field. The rookies shined against Denver, as Mahomes threw for 284 yards, Hunt clinched the league rushing title and Butker hit the game-winning field goal as time expired.

Several Chiefs players stood out during the season, including QB Alex Smith who led the league in passer rating with 104.7, rookie RB Kareem Hunt led the league in rushing with 1,327 and rookie K Harrison Butker led the team in scoring with 142 points.

2018 — Kansas City hosted the Tennessee Titans in the Wild Card round of the playoffs (1/7). After a hard-fought game, the Chiefs lost in a close contest, 22-21.

At the end of the season, three Chiefs players were selected to the Pro Bowl: QB Alex Smith, RB Kareem Hunt, and WR/KR Tyreek Hill.

On February 24th, the Committee of 101 hosted the 48th 101 Awards at the Westin Crown Center Hotel in Kansas City. It was announced that former tight end Tony Gonzalez would be the 2018 inductee into the Chiefs Hall of Fame. Gonzalez spent 12 years on Kansas City's roster recording 10,940 receiving yards, 916 career receptions and 76 total touchdowns during his tenure. The Chiefs also recognized QB Alex Smith as the winner of the Derrick Thomas Award, given to the team's most valuable player, and RB Kareem Hunt as the winner of the Mack Lee Hill Award, granted to the team's top rookie or first-year performer.

The club started its offseason fast, signing WR Sammy Watkins and LB Anthony Hitchens on the first day of free agency. QB Alex Smith was traded to the Washington Redskins for CB Kendall Fuller and a 2018 third-round draft pick. CB Marcus Peters and a 2018 sixth-round pick were also moved to the Los Angeles Rams for 2018 fourth-round and 2019 second-round draft picks.

The Chiefs began the year with victories in each of their first five matchups on the season slate, starting with a 38-28 victory in Los Angeles over the AFC West Division-rival Chargers. The win marked the ninth-consecutive victory over the Chargers, as WR/PR Tyreek Hill ignited the scoring output with his fourth career punt return TD after the defense forced a Chargers three-and-out to start the contest. Hill continued his contributions on the offensive end, accounting for two of QB Patrick Mahomes' four passing TDs on the day.

Taking the show on the road in Week 2, Kansas City travelled to Pittsburgh to battle the Steelers in the team's first road contest of the season. Capitalizing off of his Week 1 offensive output, QB Patrick Mahomes threw for a franchise-tying record six TDs in a 42-37 win in the Steel City. Mahomes connected with five different pass-catchers to accumulate the half-dozen passing scores, calculating a career-high 154.8 passer rating on 23 completions for 326 yards and zero INTs. With 10 passing scores within the team's first two games of the season, Mahomes broke and re-set the club record to commence his sophomore season.

Over the subsequent three weeks, Kansas City advanced to a 5-0 record through the first five weeks of the 2018 season, including a three passing TD performance by QB Patrick Mahomes in Week 3 vs. San Francisco and the Chiefs defense accumulating a four INT outing in a Week 5 win against the Jaguars at Arrowhead Stadium.

The Chiefs traveled to Foxboro, Mass. in Week 6 to take on the New England Patriots. On Sunday Night Football, Kansas City suffered its first loss of 2018 by a 43-40 final. The offense's 40-point outburst helped break the franchise record for total points scored (215) through the first six games of a single season. Mahomes threw for four TDs in the contest and logged his fifth consecutive 300-plus passing yard output, the latter of which set another franchise record.

The Chiefs rebounded by ripping off four wins in a row from Weeks 7-10, accumulating a win at home over the AFC West Division-rival Denver Broncos and two 35-plus point offensive performances against a pair of AFC North foes in Cincinnati and Cleveland.

The Week 7 win over the Bengals on Sunday Night Football marked Head Coach Andy Reid's 200th career victory, becoming only one of two active coaches in the NFL (Bill Belichick) to have hit the 200-win threshold.

Mahomes' two passing TDs in the Week 10 victory over Arizona set the franchise record for passing TDs in a single season, as the quarterback's first full season at the helm broke Pro Football HOF QB Len Dawson's record of 30 passing TDs set in 1964.

The Week 11 matchup pitted the 9-1 Kansas City Chiefs against the 9-1 Los Angeles Rams. The setting for the Monday Night Football contest was moved to the Los Angeles Memorial Coliseum from Estadio Azteca in Mexico City, Mexico. The two offensive juggernauts combined to score 105 total points, a Monday Night Football record, with the Rams taking the de facto home victory, 54-51. QB Patrick Mahomes tied his own career and franchise-tying record by tossing for six scores, adding a career-high 478 passing yards for a 117.6 passer rating.

Kansas City returned to the field in Week 13 following a Week 12 bye week and avenged the Week 11 loss to the Rams by posting 40 points on the scoreboard and defeating the division-rival Oakland Raiders. The Chiefs offense rode on the shoulders of Mahomes' four passing TDs and 295 passing yards, which helped Mahomes become the fastest QB (13 games) in NFL history to eclipse 4,000 passing yards.

Returning to Arrowhead Stadium in Week 14 to take on the eventual AFC North Division champion Baltimore Ravens, the Chiefs used a K Harrison Butker 35-yard game-winning FG to gain an overtime win over the visitor to secure the ninth home victory in a row for the Chiefs and Head Coach Andy Reid, dating back to 2017.

The following week, a quick turnaround at Arrowhead Stadium for a Thursday Night Football showdown ensued by the hosting of AFC West foe, the Los Angeles Chargers. Though Kansas City put 28 total points on the scoreboard and set the franchise record for most points scored in a single season (499), Los Angeles rallied from seven points down on the final drive of the fourth quarter to score a TD with 13 seconds remaining in regulation. With a share of the lead in the AFC West on the line, the Chargers attempted and successfully converted a two-point conversion to claim victory over the Chiefs for the first time since 2013.

Week 16 subsequently presented the final road game of the 2018 regular season slate for Kansas City, travelling to Seattle to battle the Seahawks on Sunday Night Football. Down seven points entering the final quarter of play, the Chiefs and QB Patrick Mahomes accounted for 14 fourth-quarter points behind a TD pass to WR Demarcus Robinson, a successful two-point conversion rush for Mahomes and a pair of FGs by K Harrison Butker. But, being matched by Seattle's 14 fourth-quarter points, the Seahawks topped the Chiefs, 38-31, to grant Kansas City their fourth loss of the season. On the defensive side for Kansas City, DT Chris Jones logged 1.5 sacks to set the NFL record for most consecutive games with at least one sack (11 games).

In the regular season finale at home against the Oakland Raiders, the Chiefs put together a combined effort to defeat the divisional foe, 35-3, en route to winning the AFC West Division for the third consecutive season. With the win, the Chiefs also secured the top-seed in the AFC earning a first-round playoff bye and home field advantage throughout the postseason.

With the outing in Week 17, QB Patrick Mahomes totaled 50 passing TDs and 5,000-plus passing yards for the first time in franchise history. The achievement was also accomplished for just the second in NFL history (Peyton Manning, 2013). The offense totaled 565 points over the length of the regular season, ranking third in NFL history in total scoring output.

Tied along with Mahomes' passing spree, several Chiefs benefitted on the receiving end. TE Travis Kelce set the franchise record with 103 receptions, accumulating a career-high 1,336 receiving yards, as WR Tyreek Hill set the franchise record with 1,479 receiving yards. The trio of Mahomes, Hill and Kelce all earned First-Team All-Pro honors following the regular season.

2019 — In the AFC Divisional Round of the NFL Playoffs, the Indianapolis Colts rode into a snowy Arrowhead Stadium for a Saturday afternoon contest. Behind an impressive showing by the Chiefs' rushing offense, Kansas City put in four scores on the ground and added a Butker FG, while the defense held the visiting Colts to 13 total points, to claim the first home playoff victory at Arrowhead Stadium since 1994 and advance to the AFC Championship game for the first time in 25 years.

The Kansas City Chiefs and Arrowhead Stadium hosted the New England Patriots the following week for the first AFC Championship at Arrowhead Stadium in franchise history. Following a 14-0 halftime deficit, the Chiefs rallied to score 31 second-half points behind a

three-TD performance by RB Damien Williams. QB Patrick Mahomes threw for three TDs in the second half to help the scoring output, as the 31-31 draw took the contest into overtime. The Patriots won the coin toss, orchestrated an offensive drive and scored a rushing TD on the opening possession to defeat the Chiefs and advance to Super Bowl LIII.

Following the loss in the AFC Championship Game, six Chiefs players participated in the 2019 Pro Bowl the following week. QB Patrick Mahomes was named 2019 Pro Bowl MVP following the AFC's victory over the NFC. One week later at NFL Honors, Mahomes was presented with the AP NFL MVP Award and it was announced that Chiefs Hall of Famers S Johnny Robinson and TE Tony Gonzalez would be inducted into the 2019 Class of the Pro Football Hall of Fame in August. Prior to the 2019 NFL Draft, it was announced that Mahomes would appear the cover of EA Sports' Madden NFL 20, and in July, Mahomes was awarded the ESPY for Best NFL Player.

As an organization, the Kansas City Chiefs bolstered their roster with a pair of significant acquisitions on the defensive side of the football.

Former First-Team All-Pro S Tyrann Mathieu signed with the club in the early phases of unrestricted free agency, and former Seattle Seahawks DE Frank Clark was acquired by the Chiefs via a trade that sent Kansas City's first-round draft pick to the Seahawks prior to the annual NFL Draft.

The Chiefs marked a decade of training camp at Missouri Western State University with record crowds flocking to see the team train in St. Joseph.

The 2019 campaign marked the franchise's 60th season, and the 57th in Kansas City. The 60th theme was celebrated throughout the offseason, training camp, and throughout the season as the club honored its rich tradition and history. The season began with four consecutive wins, including three victories coming on the road.

Week 2 marked the franchise's last scheduled game against the Raiders in the Oakland Coliseum as the AFC rival prepared for its move to Las Vegas in 2020. It also marked the NFL's last game to feature a dirt infield as part of the playing surface for a football game.

The Week 3 home opener against the Baltimore Ravens featured gold end zones and throwback field markings for the club's 60th season, an homage to the club's original Kansas City home, Municipal Stadium.

The club won a tightly-contested game in Detroit before dropping two-consecutive home games to AFC South teams, the Indianapolis Colts and the Houston Texans.

Kansas City went to Denver for a Thursday Night Football matchup with the Denver Broncos and saw QB Patrick Mahomes go down with a dislocated kneecap that kept him out of the remainder of the game. QB Matt Moore saw his first meaningful snaps with the club, helping lead the team to a 30-6 win over the Broncos. The win marked Head Coach Andy Reid's 200th career regular season win, making him just the eighth coach in NFL history to accumulate at least 200 career victories.

Moore got his first of two starts in a Chiefs uniform in Week 8 against the Green Bay Packers on Sunday Night Football as Mahomes was sidelined with the knee injury. Despite being tied 24-24 in the fourth quarter, the Chiefs could not hold off the eventual NFC runner-up Packers, falling 31-24.

Moore again started in place of the recovering Mahomes in Week 9 as the Chiefs hosted the Minnesota Vikings. RB Damien Williams scored a 91-yard rushing touchdown, tying Jamaal Charles for the franchise record longest-run from scrimmage. K Harrison Butker converted four field goals on the day, including what then tied a career-long 54-yard

field goal with less than three minutes left on the clock to tie the game at 23-23. After a quick defensive stop, Moore led the Chiefs down the field, with Butker converting a 44-yard game-winning field goal as time expired to secure the 26-23 victory. During the game, the team's helmets featured gray facemasks as a nod to the design of the helmet during the club's Super Bowl IV win against Minnesota following the 1969 season.

Mahomes returned to the field in Week 10 at the Tennessee Titans, but despite throwing for three touchdowns and the second-highest yardage output of his career, the Chiefs surrendered a nine-point fourth-quarter lead and had a potential game-tying 52-yard field goal blocked fall to the Titans 35-32, pushing the team's record to 6-4.

After seeing its scheduled Mexico City game vs. the Rams in 2018 get moved to Los Angeles, the Chiefs headed to Estadio Azteca in Mexico's capital city for a Week 11 divisional matchup against the Los Angeles Chargers on Monday Night Football. Behind a four-interception performance from the Chiefs defense, the club returned to the United States with a 7-4 record heading into the bye weekend.

Following the bye, the club secured a 40-9 win in the final contest against the Oakland Raiders in Week 13, committing zero penalties in a game for just the third time in franchise history.

After falling to the New England Patriots in both the regular season and in the AFC Championship Game in 2018, the 2019 Chiefs traveled to Foxboro for a Week 14 revenge game against the Patriots. The game had historical significance for the two head coaches as Head Coach Andy Reid (203) and Patriots Head Coach Bill Belichick (271) had at that point combined for 474 career regular season victories, marking the second-most combined regular season wins between two head coaches in NFL history. Their 474 combined wins trailed only Don Shula (251) and Tom Landry (245) who combined for 496 regular season wins when the Dolphins and Cowboys met on November 22, 1987. Behind three Butker field goals, a trio of sacks against QB Tom Brady and TE Travis Kelce's first-career touchdown run, the Chiefs escaped with a 23-16 win, snapping a 21-game Patriots winning streak at Gillette Stadium that stretched over the regular season and the postseason.

The Chiefs returned to a snowy Arrowhead for a 23-3 victory over the Denver Broncos in Week 15, moving the Chiefs to 10-4 on the season. It marked the fifth-consecutive season under Reid that the club accumulated double-digit wins, passing the previous club record of four-straight 10-win season from 1990-93 under Chiefs Hall of Fame Head Coach Marty Schottenheimer. In the win, TE Travis Kelce became the first tight end in NFL history to record 1,000+ receiving yards in four consecutive seasons. He also joined PFHOF TE Tony Gonzalez, TE Jason Witten and TE Rob Gronkowski for the most career 1,000-yard seasons by a tight end in league annals.

The Chiefs claimed veteran DE Terrell Suggs off waivers from the Arizona Cardinals, bring in additional veteran leadership and a championship resume for the final weeks of the season. The move shored up a defensive line position that had seen two regular contributors - Alex Okafor and Emmanuel Ogbah - suffer season-ending injuries.

The club's Week 16 matchup pitted Head Coach Andy Reid vs. one of his pupils, Chicago Bears Head Coach Matt Nagy, who spent five seasons on the Chiefs coaching staff under Reid, including two years as Offensive Coordinator. The club left the Windy City with a 26-3 win, extending its winning streak to five games. It marked the seventh-consecutive year that the club had a minimum of a five-game winning streak under Head Coach Andy

Reid. It was also the seventh road win of the season for the Chiefs, a total that hadn't been reached since a 7-0 road record during the 1966 AFL campaign.

Kansas City wrapped the season with a 31-21 Week 17 win against the Los Angeles Chargers at Arrowhead, giving the club a 6-0 record against AFC West foes for the second

LAMAR HUNT TROPHY COMES HOME



Norma Hunt, wife of Chiefs Founder Lamar Hunt, kisses the Lamar Hunt Trophy on stage following the AFC Championship Game at Arrowhead Stadium as Chiefs Chairman and CEO Clark Hunt looks on. Since the trophy for the AFC champions was renamed to honor Lamar Hunt in 1985, the Chiefs had yet to hoist the trophy as conference champions.

time under Reid (2016). RB Damien Williams added an 84-yard touchdown run, while rookie WR Mecole Hardman returned a kickoff 104 yards for a touchdown, the third-longest kick return score in franchise history. A Chiefs win, paired with a Miami Dolphins win over the New England Patriots secured the No. 2 seed and a first-round bye for the Chiefs in the playoffs.

2020 — In the AFC Divisional Round of the playoffs against the Houston Texans, the Chiefs overcame a 24-point deficit to earn a 51-31 victory, setting numerous franchise records and tying for the fourth-largest comeback in NFL postseason history. QB Patrick Mahomes threw five touchdown passes, tying for the fourth-most scoring throws in a postseason game in NFL history. Both TE Travis Kelce and RB Damien Williams found the end zone three times in the game. DE Frank Clark recorded 3.0 sacks and the Chiefs defense tallied 5.0 total sacks. S Daniel Sorensen was responsible for two momentum-altering plays in the game's second quarter, stopping a fake punt attempt on 4th-and-4, and forcing a fumble on Houston's next kickoff return, with both plays resulting in Kansas City touchdowns.

For the second-consecutive season, the club played for the Lamar Hunt Trophy in Kansas City, hosting the Tennessee Titans in the AFC Championship Game at Arrowhead Stadium. The 5-degree wind chill at kickoff tied for the sixth-coldest game at Arrowhead since 1994. After falling behind 10-0 early, the Chiefs overcame two separate 10-point first-half deficits behind two Mahomes touchdown passes to WR Tyreek Hill, as well as a 27-yard touchdown run by the quarterback, giving the Chiefs a 21-17 halftime advantage. A three-yard touchdown rush by RB Damien Williams and a 60-yard touchdown reception by WR Sammy Watkins put the game out of reach, giving the Chiefs a 35-24 victory. The Hunt family raised the Lamar Hunt Trophy as AFC Champions for the first time in franchise history, doing so in front of Chiefs Kingdom inside Arrowhead Stadium.

Six Chiefs players were named to the AFC Pro Bowl roster, but could not attend due to Super Bowl LIV. DE Frank Clark, DT Chris Jones and rookie KR Mecole Hardman each earned their first Pro Bowl nods, while QB Patrick Mahomes earned his second Pro Bowl appearance. WR Tyreek Hill was named to the Pro Bowl for the fourth time and TE Travis Kelce was selected for the fifth time.

When the club got to Miami, Florida, to prepare for Super Bowl LIV against the NFC

LOMBARDI TROPHY IS KANSAS CITY'S AGAIN



champion San Francisco 49ers, the team practiced at The Baptist Health Training Facility in Davie, Florida, the practice facility for the Miami Dolphins. As the home team, the Chiefs wore their traditional red tops with white pants, and like had been the case in the home opener and the club's two postseason contests at Arrowhead, the team's endzone in Super Bowl LIV was painted gold to honor the club's 60th season.

Kansas City jumped out to a 10-3 lead in the second quarter of Super Bowl LIV against the 49ers on Sunday, Feb. 2, but the teams went into halftime tied at 10. San Francisco scored 10 third-quarter points, taking a 20-10 lead into the fourth quarter. Facing 3rd-and-15 with approximately seven minutes left in the game, Mahomes found WR Tyreek Hill for a 44-yard reception, shifting the game's momentum and setting up an eventual one-yard touchdown pass to TE Travis Kelce with just over six minutes left in the game.

Kansas City's defense forced a three-and-out, and took a 24-20 lead on a five-yard touchdown pass from Mahomes to RB Damien Williams. On the following defensive series, DE Frank Clark sacked 49ers QB Jimmy Garoppolo on 4th-and-10 to give Kansas City the ball back with less than two minutes to play. RB Damien Williams broke a 38-yard touchdown run to give the Chiefs 21-unanswered points and a 31-20 lead, while DB Kendall Fuller clinched the game with an interception, allowing the Chiefs to run out the clock for the club's second Super Bowl championship, and first since following the 1969 season.

QB Patrick Mahomes earned the Pete Rozelle Trophy after being named the game's MVP on 26 of 42 passing for 286 yards with two passing touchdowns to go along with a rushing touchdown. Mahomes became the youngest quarterback and third-youngest player to win the Super Bowl MVP award. The 10-point comeback tied for the second-largest

KC TURNS RED FOR PARADE AND RALLY

On Wednesday, Feb. 5, Kansas Citizens and Chiefs fans from all over lined Grand Boulevard in downtown Kansas City and packed together in front of Union Station for the Chiefs Kingdom Champions Parade and Rally as the entire team and city celebrated the club's first championship in 50 years. At right, QB Patrick Mahomes celebrates with fans along the parade route, as well as the view of Chiefs fans in front of Union Station and on the north lawn at Liberty Memorial at the National World War I Museum.



comeback in Super Bowl history, while the Chiefs became the first team to record three comebacks of at least 10 points in a single postseason in NFL history.

It marked the first Super Bowl victory as a head coach for Andy Reid, whose Eagles played in Super Bowl XXXIX following the 2004 season during his tenure in Philadelphia. As an assistant coach, Reid appeared in two Super Bowls with Green Bay following the 1996 and 1997 seasons, earning an NFL championship with the Packers in Super Bowl XXXI following the 1996 season.

The club's Super Bowl celebration tour was short-lived as the global coronavirus pandemic created halted traditional offseason activities and moved OTAs and the 2020 NFL to virtual platforms.

The club retained a number of regular contributors in free agency, including FB Anthony Sherman, WR Demarcus Robinson, DT Mike Pennel, CB Bashaud Breeland and back-up QB Chad Henne, while also signing a few veterans players for depth, such as OL Mike Remmers and TE Ricky Seals-Jones.

Due to NFL policy during COVID-19, the club was unable to host training camp at Missouri Western State University in St. Joseph, instead holding camp practices at The University of Kansas Health System Training Complex and Arrowhead Stadium.

CHIEFS LOGO HISTORY



An Inspiration



Texans Helmet



1960

During the team's three-year stint as the American Football League's Dallas Texans from 1960-62, the club's helmet logo featured the state of Texas in white with a gold star situated on the club's home base in Dallas. Founder Lamar Hunt "borrowed" that concept from the '52 Dallas Texans, a totally-unrelated NFL franchise that spent one undistinguished season playing in the Lone Star State before resurfacing as the Baltimore Colts in '53.

Prior to the inaugural AFL season in '60, Hunt's Texans were represented by a whirling, spur-clad, 10-gallon-hat-wearing character that was featured on various promotional items. That logo eventually gave way to a more polished football-toting gunslinger set over the state of Texas, a design created by Bob Taylor, a cartoonist for the now-defunct Dallas Times-Herald. Although never part of the club's uniform, Taylor's updated Texans logo adorned everything from the club's stationery to the billboard outside the team's offices.

When the franchise moved to Kansas City in '63, Taylor was commissioned to produce a new logo that remained strikingly similar to his original incarnation. Taylor's new rendition featured a Native American figure running with the same stride and holding the pigskin in the same manner as the gunslinger with the states of Missouri, Kansas, Nebraska, Oklahoma, Iowa and Arkansas serving as his backdrop. This logo was utilized prominently during the '60s and was affixed to the club's Swope Park headquarters on 63rd Street before the club moved to Arrowhead in '72.

A new design for the Chiefs helmet logo was also in order upon the franchise's move to Mid-America. Hunt went back to the drawing board, seeking to give his franchise a logo that would once again provide an easily-recognizable link to its home locale. Hunt's initial sketches, some of which were done on a napkin on a flight from Dallas to Kansas City, began with an interlocking "KC" inside a circle or an oval. That look was eventually refined to feature those intertwined letters inside an arrowhead. The resulting finished product remains one of the most distinctive logos in all of sports and has been proudly utilized by the team for nearly 60 years.



1960-62



Circa 1960s



1963-present

CHIEFS UNIFORM HISTORY

1959 — At one of the initial organizational meetings of the American Football League in late '59 — before the teams even had any players or coaches — the AFL owners choose their team colors. Lamar Hunt desires Columbia Blue and Orange for his Dallas Texans franchise. But before Hunt or any other owner can make a selection, Houston's Bud Adams claims Columbia Blue for his Oilers franchise. Hunt reverts to Red and Gold for the Texans, which remains the primary color scheme for the Chiefs to this day.



Lamar Hunt greets Bud Adams — sporting a “Columbia Blue” blazer — prior to the '62 AFL Championship Game. Hunt would lose the battle for “Columbia Blue,” but his Texans would beat the Oilers in double OT for the '62 AFL title.

1960-62 — The Texans take the field for the AFL's inaugural season in '60 sporting red helmets with gray facemasks. The helmet features the state of Texas in white with a gold star situated on Dallas. Home jerseys are solid red featuring white numerals, white “TV” numerals on the sleeves and white lettering, all trimmed in gold. Road jerseys are white with red numerals, red “TV” numerals on the sleeves and red lettering, all of which are bordered by thin gold trim. Both jerseys are a cloth design, featuring three-quarter sleeves with stitched “tackle twill” numerals and letters. The team wears white pants featuring vertical stripes of red, gold and red. Socks are red on top, white on the bottom with alternating stripes at the calf of white, red, gold, red and white. Although several minor changes are made to the stripe width over the years, the primary sock design remains relatively consistent to the present day.



Texans Helmet



Texans DT Jerry Mays (75) and QB Len Dawson (16) pose along with head coach Hank Stram in '65 sporting the home jerseys the club wore from '60-67. Note the rolled-up sleeves and the barely visible gold trim.

1963-67 — The Texans move to Kansas City in '63. Hunt and Head Coach Hank Stram initially plan on calling the relocated team the “Kansas City Texans.” However, General Manager Jack Steadman wisely convinces the duo to change the franchise's nickname to “Chiefs.” The club's uniform

remains virtually unchanged, with the exception of the helmet logo. The state of Texas is replaced on the headgear by a design originally sketched by Hunt on a napkin. Hunt's inspiration for the interlocking “KC” design was the “SF” inside of an oval on San Francisco's helmets. Kansas City's overlapping initials appear inside a white arrowhead instead of an oval and are surrounded by a thin black outline. The result is one of the most distinctive helmets in all of football.

1968 — The most dramatic changes to the Chiefs uniform come in '68. Head Coach Hank Stram prefers more red in the club's road attire and orders red pants to go with the team's white road jerseys. Stram asserts that the red pants will match the red numerals on the white road jerseys. While Stram's fashion sense is never in question, some in the organization theorize that the superstitious Stram really wants to part ways with the white pants because the club lost Super Bowl I while wearing them. No matter the logic, the white pants are not seen again during the Stram era. The club's new red pants feature alternating vertical stripes of white, red, gold, red and white and are paired with predominantly white socks that feature striping of red, gold and red at the calf. Alterations are also made to the club's jerseys at this time. Sleeves are shortened from three-quarter length to their present-day short-sleeve status. Stripes are also introduced on the bottom of the sleeves, where they still reside. Red jerseys feature white, gold and white stripes on the sleeves, while the club's white jerseys receive red, gold and red stripes.

1969 — Following a victory in the AFL Championship Game, Stram orders new red jerseys to be worn in Super Bowl IV and they are delivered just days before the game. Stram also directs Equipment Manager Bobby Yarborough to have all the helmets repainted before the Super Bowl but relents after players insist on wearing their “battle-scarred” headgear. The “AFL-10” patch worn on the left shoulder of Kansas City's jerseys in Super Bowl IV is the collaborative effort of AFL President Milt Woodard and longtime AFL fan Angelo Coniglio. During the entire '69 season, all NFL teams wear an “NFL-50” patch which commemorates the NFL's 50th Anniversary season. At the suggestion of Coniglio, Woodard counters by designing and implementing a patch of his own to celebrate the 10-year existence of the AFL, which is proudly worn by the Chiefs on behalf of the entire AFL in their 23-7 victory vs. Minnesota (1/11/70).



AFL-10 Patch

1970 — Following Super Bowl IV, the team's cloth jerseys dating back to the franchise's days in Dallas give way to a more breathable mesh fabric. Heat-transfer numerals and letters replace sewn-on “tackle twill” characters. The style of the numerals and letters changes slightly. The characters decrease in size, while the gold trim around both the numerals and letters expands to become more visible. Jersey numerals remain this size before eventually returning to larger proportions in the early '80s.

1974 — The club's facemask changes from gray to white. A change in manufacturers results in a slightly smaller arrowhead logo on the helmet with a thicker black border compared to the design of the '60s.



DT Buck Buchanan displays the club's road uniform of the '70s. Note the white facemask, red pants and heat-transfer numerals.

1979-80 — During the Marv Levy era, the club experiments with white jerseys and red pants at home. Several other NFL teams - most notably Dallas - had adopted the practice of wearing white at home. The fact that Lamar Hunt's hometown team had popularized the practice may have led the Chiefs Founder to depart from the club's traditional home uniform configuration. However, the trial is short-lived and by '81, the club reverts back to its traditional red jersey, white pants arrangement at Arrowhead.



QB Steve Fuller was part of a Chiefs squad that wore white jerseys at home for a brief stretch during the Marv Levy era.

1983 — The Chiefs wear a circular patch on their left upper chest bearing a gold eagle and the number 37 in memory of RB Joe Delaney who drowned on June 29th in Monroe, La., after trying to save the lives of three youngsters.



Joe Delaney Patch



Silver Anniversary

1984 — The original eight American Football League teams all wear circular "Silver Anniversary" patches on the upper left chest of their jerseys commemorating the 25th anniversary of the AFL and their respective franchises. Kansas City's patch features the L logo.

1989 — The arrival of Head Coach Marty Schottenheimer signals the club's most dramatic uniform change in over 20 years. Schottenheimer asks and receives permission from Hunt to revert back to white pants on the road, a "white-on-white" look that had not been utilized by the Chiefs since '67. White belts also return to the club's pants after using red belts at various periods of the '70s and '80s. Kansas City reintroduces the white pants at Denver (9/10/89) and maintains this look on the road through the '99 season.

1991 — A sticker bearing the American Flag adorns the back of all NFL helmets to honor troops fighting in the Gulf War. The NFL Shield becomes a standard part of all NFL uniforms, appearing on the back of helmets, on the "v" of jerseys and on the left hip of pants.



WWD Patch

1992 — The club wears a black panel with the white initials "WWD" on the upper left chest of its jersey in memory of Director of Player Personnel Whitey Dovell, who passed away on May 11th. The team also paints the number "86" on the field at Arrowhead Stadium to honor the memory of Hall of Fame DT Buck Buchanan, who passed away on July 16th.



75th Anniversary Patch

1994 — Solid fabric jerseys complete with "tackle twill" numerals and letters return, taking the place of mesh jerseys and heat-

transfer characters. All NFL teams wear "NFL Diamond Anniversary" patches on their left upper chest in honor of the league's 75th season. The Chiefs also wear a "35th Anniversary" patch on their right upper chest in celebration of the franchise's 35th season. The patch features the AFL, Texans and Chiefs logos. It marks the first time in team history the club has worn two different patches in the same season. Kansas City also wears "Throwback"



35th Anniversary Patch



RB Marcus Allen (32), DE Neil Smith (90), T John Alt (76), QB Joe Montana (19) and LB Derrick Thomas (58) represented the Chiefs in the Pro Bowl following the '93 season. These '94 jerseys were the first uniforms in team history to feature a pair of commemorative patches. Note that Smith, Alt

and Thomas have made their own "fashion statements" by rolling up their sleeves. Three members of this quintet (Allen, Montana and Thomas) are in the Pro Football Hall of Fame, while Alt and Smith are all enshrined in the Chiefs Hall of Fame.



40th Anniversary

uniforms — replicas of the club's '63 attire — for games at Atlanta (9/18/94) and vs. St. Louis (9/25/94).

1999 — The club wears a "40th Anniversary" patch in honor of the franchise's 40th season. The patch features the AFL and Chiefs logos.



58 Sticker

2000 — The Chiefs wear a circular sticker bearing the number “58” on the back of their helmets in memory of LB Derrick Thomas, who passed away on February 8th. Ever mindful of Stram’s legacy and the franchise’s glory days, Head Coach Gunther Cunningham receives Hunt’s



U.S. Flag Sticker

blessing to revert back to the red pants on the road. The resurrected red pants debut in a 23-22 win at Denver (9/24/00) and remain part of the club’s road attire.



40th Anniversary in KC Patch

2001 — A sticker bearing the American Flag returns to the back of all NFL helmets following the terrorist attacks of September 11th. The flag reappears on Chiefs helmets vs. the N.Y. Giants (9/23/01) and remains there to this

day.

2002 — The Chiefs wear a “40th Anniversary in Kansas City” patch vs. Oakland (10/27/02), commemorating the franchise’s 40th season in Mid-America. “The Scout” - Kansas City’s most recognizable civic icon - is prominently featured on the patch along with Kansas City’s downtown skyline. The NFL Equipment Shield replaces the NFL Shield on jerseys and pants.



Pat Tillman Sticker

2004 — The Chiefs wear a “40” decal on their helmets vs. Carolina (9/19/04) in honor of former Arizona Cardinals S Pat Tillman. Tillman left the Cardinals prior to the 2002 season and became a member of the elite Army Ranger unit. He was killed in the line of duty serving his country in Afghanistan on April 22, 2004.



Hank Stram Sticker



Fútbol Americano Sticker

2005 — The Chiefs wear a circular sticker on their helmets all season bearing the initials “HS” in honor of Hall of Fame Head Coach Hank Stram who passed away on July 4th. Stram compiled a 124-76-10 regular season record as the head coach of the Dallas Texans and the Kansas City Chiefs from ‘60-74. He guided the franchise to four AFL titles, two Super Bowl appearances and a victory in Super Bowl IV. One of the most distinguished gentlemen and unique personalities in pro football history, Stram’s legacy was remembered all season with the “HS” decal. All NFL teams wear a “Fútbol Americano” decal on their helmets on the weekend of October 2nd to mark the NFL’s first regular season game played outside of the United States. Arizona defeated San Francisco by a 31-14 margin in that contest played at Mexico City’s Estadio Azteca.

2006 — The Chiefs wear white jerseys and white pants on Opening Day vs. Cincinnati (9/10) in an effort to make the Bengals wear their dark uniforms on a potentially hot and muggy day. It marks the first time that even Founder Lamar Hunt can recall the

club wearing the white-on-white uniform combination at home. The most recent time the club had dressed in such attire was in a road contest at Seattle (12/26/99). It was also the first time that the Chiefs had donned white jerseys at home since ‘80. While the premise is sound, the weather conditions aren’t a factor in the contest with a kickoff temperature of 67 degrees under cloudy skies.



Lamar Hunt Patch

After the passing of Hunt on December 13th, the Chiefs utilize a helmet decal for the remainder of the season bearing the initials “LH” to honor the franchise’s Founder. Kansas City first wears the helmet decal at San Diego (12/17). The club also reverts to the white jersey/white pants combination for its final two regular season road games and its postseason contest at Indianapolis (1/6/07). The move is in part to honor Hunt, who appreciated the “classic” look of that uniform combination.

2007 — Clark Hunt commissions a patch that the Chiefs wore on their uniforms in 2007 to honor his father’s memory. The design of the patch is historically significant. The patch prominently features the American Football League logo to serve as a reminder of Hunt’s formation of the AFL and the lasting impact the American Football League has made on the game of professional football. True to Hunt’s humble spirit, the letters “LH” are subtly displayed on the patch, symbolizing the fact that the Chiefs Founder always put



Gene Upshaw Sticker

the best interests of the league ahead of his own. The patch is affixed on the left chest of both Kansas City’s home and away jerseys, meaning this piece of woven symbolism will always be over the heart of every Chiefs player. Beginning with a game vs. San Diego (12/2/07), the Chiefs and other NFL teams wear a #21 decal on their helmets for the final five games of the season to honor Washington Redskins S Sean Taylor. Taylor, who was coming off a Pro Bowl season in 2006 was killed in his home in Miami on November 26th.

2008 — On January 31st, Clark Hunt announces that the Lamar Hunt patch will become a permanent part of the Chiefs uniform, beginning with the 2008 NFL season. All NFL teams wear a patch to honor the late Hall of Fame G Gene Upshaw on Kickoff Weekend. The former Executive Director of the NFL Players Association passed away on August 20th. Beginning with the Chiefs contest the following week vs. Oakland (9/14), a decal bearing Upshaw’s initials is worn on all helmets for the remainder of the season.



Lamar Hunt Sticker



Sean Taylor Sticker



50th Anniversary Patch

2009 — On April 14th, the Chiefs unveil their “50th Anniversary” patch that was worn on the club’s jerseys for 13 games in 2009. The patch features a gold 50, as well as a Chiefs logo and an outline of the State of Texas, representing the only two logos that have ever appeared on the franchise’s helmets. Kansas City wears replicas of the club’s ‘62 Dallas Texans attire for AFL Legacy Games vs. Dallas (10/11), vs. San Diego (10/25) and at Oakland (11/15). The look is completed with replica Texans helmets that feature gray facemasks and a Texas-shaped decal with a gold star on Dallas. Jerseys for these three AFL Rivalry games feature a special “AFL 50th Anniversary” patch, featuring the original American Football League logo.



AFL 50th Anniversary Patch

2012 — On April 3rd, Nike became the National Football League’s exclusive maker of licensed on-field apparel. With the transition to Nike, the club made a few changes to the looks of the traditional Chiefs uniforms. The numbers on the new uniforms moved from the jersey sleeve to the top of the shoulder while the traditional stripe on the sleeve increased in thickness.



Captain's Patch




RED-ON-RED UNIFORM HISTORY

Date	Opponent	Result
9/15/13	vs. Dallas	W, 17-16
9/29/14	vs. New England	W, 41-14
11/30/14	vs. Denver	L, 29-16
9/17/15	vs. Denver	L, 31-24
12/8/16	vs. Oakland	W, 21-13
10/19/17	@ Oakland	L, 31-30
12/16/17	vs. L.A. Chargers	W, 30-13
10/21/18	vs. Cincinnati	W, 45-10
12/23/18	vs. L.A. Chargers	L, 28-29
10/6/19	vs. Indianapolis	L, 19-13

2013 — As a sign of new energy at Arrowhead Stadium, Head Coach Andy Reid receives permission from Chairman and CEO Clark Hunt to have the team wear red pants with its home red tops in the 2013 home opener against Dallas (9/15). It marks the first time in franchise history that the team wore the red-on-red uniform combination. For the team’s postseason game at Indianapolis (1/4), the Chiefs captains donned “C” patches on their jerseys.

2015 — For the team’s final four regular season games, the Chiefs wore white jerseys with white pants and red socks for the first time since 1994. It was the first time the team wore white pants and white jerseys in the regular season since Week 10 in 2012. The Chiefs also brought back the “C” patches for the two postseason games for the first time since the 2013 postseason.



60th Season Helmet Sticker



NFL100 Jersey Collar and Helmet Sticker

2019 — In honor of the club’s 60th season, the franchise introduced a special 60th season logo that was featured prominently in the team’s branding, as well as a helmet sticker throughout the entire year. The logo features a combination of the Lamar Hunt patch, “60 seasons” text, the traditional arrowhead “KC” logo, along with six stars, each representing a decade of Chiefs football. The 2019 campaign also marked the NFL’s centennial season, and the league replaced the standard NFL shield on jersey collars with a metallic/reflective NFL100 logo. The league also replaced NFL shield stickers on the back of helmets with NFL100 stickers. On November 3, as the Chiefs took on the Minnesota Vikings at Arrowhead Stadium, the Chiefs replaced their traditional white facemasks in favor of gray facemasks as a tribute to the club’s victory over the Minnesota Vikings in Super Bowl IV and in celebration of the club’s 60th season. The team’s helmets featured gray facemasks from 1960 until the change to white facemasks in 1974.



Gray Facemasks

ORIGIN OF THE TERM “SUPER BOWL”

Lamar Hunt left an indelible mark on professional football. While Hunt made many lasting contributions to the game, part of his legacy will be his “accidental” naming of pro football’s most important contest, the Super Bowl. As the story has been told and retold over the years, some of the facts have gotten lost along the way. Here are some of the most important elements of the tale in how the Super Bowl got its name...

- After the AFL-NFL merger was announced in June of 1966, Commissioner Pete Rozelle appointed a committee consisting of himself, Lamar Hunt (Kansas City), Tex Schramm (Dallas) and two other owners from each league (AFL & NFL) to firm up the details of the merger agreement.



Pete Rozelle and Lamar Hunt both played pivotal roles in shaping professional football.

- At one of those initial merger meetings, there was a discussion about the date of the game. As the committee discussed the championship game (which ultimately became referenced as the Super Bowl), there was some confusion on whether the parties were discussing the respective AFL and NFL title games or the game between the two leagues. It was then that Hunt first recalled saying, “You know, the last game, the final game . . . the Super Bowl!”
- The “inspiration” for Hunt’s whimsical suggestion was the high-bouncing “Super Ball” produced by the Wham-O company. Lamar’s wife, Norma, had previously purchased one for each of the Hunt children (Lamar, Jr., Clark and Sharron) and the toy had become somewhat of a craze in the Hunt household and many other homes across the country.
- Hunt was later quoted as saying, “Nobody ever said let’s make that the name of the game. Far from it, we all agreed it was far too corny to be the name of the new title game.”
- In a letter from Hunt to Rozelle on July 25, 1966, Hunt urged the commissioner to “coin a phrase” for the title game between the two leagues. In the letter, Hunt said, “I have kiddingly called it the Super Bowl, which can obviously be improved upon.”
- Rozelle agreed with Hunt’s suggestion since he had a particular disdain for the term “super.” According to longtime NFL executive Don Weiss, Rozelle was a former PR man who had a keen appreciation of grammar. In Rozelle’s book, “super”

was the equivalent of “gee whiz” or “neat.” He believed that the term “Super Bowl” had no sophistication whatsoever.

- Rozelle was initially inclined to call the game the “Pro Bowl,” but that moniker was already assigned to the NFL’s annual all-star contest.
- In the years leading up to the merger, many members of the media had billed a possible championship match-up between the two rival leagues as a “World Series of Football,” but Rozelle clearly did not want to have his game associated with baseball.
- After much consternation and debate, Rozelle eventually dubbed the title contest between the two leagues as “The AFL-NFL World Championship Game.” However, Hunt’s whimsical, off-the-cuff comment had taken root. In the weeks leading up to the game, headline writers had already adapted Hunt’s two-word title over the much more verbose official moniker for the game. The TV networks billed the game as “Super Sunday” and even NFL Films tagged their film reels as being designated for the “Super Bowl.”
- After the first two “AFL-NFL World Championship Games,” the term “Super Bowl” was officially adopted by Commissioner Rozelle and the NFL. The first game to officially be designated as the Super Bowl at the time it was played was Super Bowl III between the AFL’s Jets and the NFL’s Colts. The first two championship games were retroactively named Super Bowls I & II.



Hank Stram and Vince Lombardi exchange pleasantries prior to Super Bowl I.

Note: Information and accounts from various sources were used in this synopsis, including an article from the Super Bowl XL game program by Michael MacCambridge entitled: “The Start of Something Super.”

HEAD COACHING HISTORY



Andy Reid
 Hired: January 4, 2013
 Chiefs Head Coach: 8th Season
 NFL Head Coach: 22nd Season
 Chiefs Reg. Season Record: 77-35 (.688)
 Chiefs Postseason Record: 5-5 (.500)
 NFL Reg. Season Record: 207-128-1 (.618)
 NFL Postseason Record: 15-14 (.517)
 Total NFL Record: 222-142-1 (.610)




Hank Stram
 1960-74
 124-76-10 (.614)



Paul Wiggin
 1975-77
 11-24-0 (.314)



Tom Bettis
 1977
 1-6-0 (.143)




Marv Levy
 1978-82
 31-42-0 (.425)



John Mackovic
 1983-86
 30-34-0 (.469)



Frank Gansz
 1987-88
 8-22-1 (.274)



Marty Schottenheimer
 1989-98
 101-58-1 (.634)



Gunther Cunningham
 1999-00
 16-16-0 (.500)



Dick Vermeil
 2001-05
 44-36-0 (.550)



Herm Edwards
 2006-08
 15-33-0 (.313)



Todd Haley
 2009-11
 19-26-0 (.422)



Romeo Crennel
 2011-2012
 4-15-0 (.210)

ALL-TIME REVIEW

YEAR-BY-YEAR RESULTS

Year	Rec.	Head Coach	Division Finish	Year	Rec.	Head Coach	Division Finish
1960	8-6	Hank Stram	2nd AFL West	1990	11-5	Marty Schottenheimer	2nd AFC West
1961	6-8	Hank Stram	2nd AFL West	1991	10-6	Marty Schottenheimer	2nd AFC West
1962	11-3	Hank Stram	1st AFL West	1992	10-6	Marty Schottenheimer	2nd AFC West
1963	5-7-2	Hank Stram	3rd AFL West	1993	11-5	Marty Schottenheimer	1st AFC West
1964	7-7	Hank Stram	2nd AFL West	1994	9-7	Marty Schottenheimer	2nd AFC West
1965	7-5-2	Hank Stram	3rd AFL West	1995	13-3	Marty Schottenheimer	1st AFC West
1966	11-2-1	Hank Stram	1st AFL West	1996	9-7	Marty Schottenheimer	2nd AFC West
1967	9-5	Hank Stram	2nd AFL West	1997	13-3	Marty Schottenheimer	1st AFC West
1968	12-2	Hank Stram	1st AFL West	1998	7-9	Marty Schottenheimer	4th AFC West
1969	11-3	Hank Stram	2nd AFL West	1999	9-7	Gunther Cunningham	2nd AFC West
1970	7-5-2	Hank Stram	2nd AFC West	2000	7-9	Gunther Cunningham	3rd AFC West
1971	10-3-1	Hank Stram	1st AFC West	2001	6-10	Dick Vermeil	4th AFC West
1972	8-6	Hank Stram	2nd AFC West	2002	8-8	Dick Vermeil	4th AFC West
1973	7-5-2	Hank Stram	2nd AFC West	2003	13-3	Dick Vermeil	1st AFC West
1974	5-9	Hank Stram	3rd AFC West	2004	7-9	Dick Vermeil	3rd AFC West
1975	5-9	Paul Wiggin	3rd AFC West	2005	10-6	Dick Vermeil	2nd AFC West
1976	5-9	Paul Wiggin	4th AFC West	2006	9-7	Herm Edwards	2nd AFC West
1977	2-12	Paul Wiggin (1-6) Tom Bettis (1-6)*	5th AFC West	2007	4-12	Herm Edwards	3rd AFC West
1978	4-12	Marv Levy	5th AFC West	2008	2-14	Herm Edwards	4th AFC West
1979	7-9	Marv Levy	5th AFC West	2009	4-12	Todd Haley	4th AFC West
1980	8-8	Marv Levy	3rd AFC West	2010	10-6	Todd Haley	1st AFC West
1981	9-7	Marv Levy	3rd AFC West	2011	7-9	Todd Haley (5-8) Romeo Crennel (2-1)**	4th AFC West
1982	3-6	Marv Levy	4th AFC West	2012	2-14	Romeo Crennel	4th AFC West
1983	6-10	John Mackovic	5th AFC West	2013	11-5	Andy Reid	2nd AFC West
1984	8-8	John Mackovic	4th AFC West	2014	9-7	Andy Reid	2nd AFC West
1985	6-10	John Mackovic	5th AFC West	2015	11-5	Andy Reid	2nd AFC West
1986	10-6	John Mackovic	2nd AFC West	2016	12-4	Andy Reid	1st AFC West
1987	4-11	Frank Gansz	5th AFC West	2017	10-6	Andy Reid	1st AFC West
1988	4-11-1	Frank Gansz	5th AFC West	2018	12-4	Andy Reid	1st AFC West
1989	8-7-1	Marty Schottenheimer	2nd AFC West	2019	12-4	Andy Reid	1st AFC West

*Bettis replaced Wiggin after seven games in '77.

**Crennel replaced Haley after 13 games in '11.



12-4 • 1st AFC West • Andy Reid

Preseason (1-3)		CINCINNATI		69,813
8/10	W 38-17	at Pittsburgh		50,668
8/17	L 7-17	SAN FRANCISCO		73,027
8/24	L 17-27	at Green Bay		73,803
8/29	L 20-27			
Regular Season (12-4)		at Jacksonville		60,157
9/8	W 40-26	at Oakland		52,748
9/15	W 28-10	BALTIMORE		73,390
9/22	W 33-28	at Detroit		65,188
9/29	W 34-10	INDIANAPOLIS		73,352
10/6	L 13-19	HOUSTON		73,323
10/13	L 24-31	at Denver		76,748
10/17	W 30-6	GREEN BAY		73,558
10/27	L 24-31	MINNESOTA		73,615
11/3	W 26-23	at Tennessee		68,864
11/10	L 32-35	at L.A. Chargers (Mexico City)		76,252
11/18	W 24-17	OAKLAND		73,548
12/1	W 40-9	at New England		65,878
12/8	W 23-16	DENVER		73,257
12/15	W 23-3	at Chicago		62,213
12/22	W 26-3	L.A. CHARGERS		73,680
12/29	W 31-21			
AFC Divisional Playoff Game		HOUSTON		73,503
AFC Championship Game		TENNESSEE		73,656
Super Bowl LIV		San Francisco (Miami, FL)		62,417
1/12	W 51-31			
1/19	W 35-24			
2/2	W 31-20			

INDIVIDUAL STATISTICS

	Att.	Cmp.	PASSING			Int	LG	Rating
			Yds.	Pct.	TD			
Mahomes	484	319	4031	65.9	26	5	83t	105.3
Moore	91	59	659	64.8	4	0	57t	100.9
Colquitt	1	0	0	0.0	0	0	--	39.6
CHIEFS TOTALS	576	378	4690	65.5	30	5	83t	104.4
Opp. Total	582	352	3881	60.5	21	16	69	80.8

	No.	PASS RECEIVING			LG	TD
		Yds.	Avg.	TD		
Kelce	97	1229	12.7	47	5	
Hill	58	860	14.8	57t	7	
Watkins	52	673	12.9	68t	3	
Robinson	32	449	14.0	44t	4	
Dam. Williams	30	213	7.1	32	2	
McCoy	28	181	6.5	23	1	
Hardman	26	538	20.7	83t	6	
Dar. Williams	15	167	11.1	52	1	
Pringle	12	170	14.2	28	1	
Thompson	9	43	4.8	19	0	
Bell	8	67	8.4	30	0	
Ware	5	22	4.4	18	0	
Yelder	3	50	16.7	24	0	
Sherman	2	22	11.0	15	0	
Thomas	1	6	6.0	6	0	
CHIEFS TOTALS	378	4690	12.4	83t	30	
Opp. Total	352	3881	11.0	69	21	

	No.	RUSHING			LG	TD
		Yds.	Avg.	TD		
Dam. Williams	111	498	4.5	91t	5	
McCoy	101	465	4.6	39	4	
Mahomes	43	218	5.1	25	2	
Dar. Williams	41	141	3.4	41	3	
Thompson	37	128	3.5	12	1	
Ware	17	51	3.0	6	0	
Hill	8	23	2.9	5	0	
Hardman	4	17	4.3	9	0	
Watkins	2	12	6.0	11	0	
Sherman	4	9	2.3	5	0	
Kelce	1	4	4.0	4t	0	
Thomas	1	4	4.0	4	0	
Moore	5	-1	0.0	3	0	
CHIEFS TOTALS	375	1569	4.2	91t	16	
Opp. Total	416	2051	4.9	68t	14	

TEAM LEADERS

Scoring: Harrison Butker 147 pts; 45 PATs, 34 FGs
INTs: Tyrann Mathieu 4-70 yds.
Tackles: Anthony Hitchens 88 (51 solo)
Sacks: Chris Jones 9.0 (-75.0)
Punting: Dustin Colquitt 48-1, 2126 yds., 44.3 avg., 21 In 20, 68 LG
Punt Returns: Mecole Hardman 18-167 yds., 9.3 avg. 0 TDs
Kickoff Returns: Mecole Hardman 27-704 yds., 26.1 avg., 1 TD

LEAGUE STANDINGS



AMERICAN FOOTBALL CONFERENCE

West Division				
	W	L	T	Pct.
Kansas City	12	4	0	.750
Denver	7	9	0	.438
Oakland	7	9	0	.438
L.A. Chargers	5	11	9	.313
North Division				
	W	L	T	Pct.
Baltimore	14	2	0	.875
Pittsburgh	8	8	0	.500
Cleveland	6	10	0	.375
Cincinnati	2	14	0	.125
East Division				
	W	L	T	Pct.
New England	12	4	0	.750
Buffalo†	10	6	0	.625
N.Y. Jets	7	9	0	.438
Miami	5	11	0	.313
South Division				
	W	L	T	Pct.
Houston	10	6	0	.625
Tennessee†	9	7	0	.563
Indianapolis	7	9	0	.438
Jacksonville	6	10	0	.375



NATIONAL FOOTBALL CONFERENCE

West Division				
	W	L	T	Pct.
San Francisco	13	3	0	.813
Seattle†	11	5	0	.688
L.A. Rams	9	7	0	.563
Arizona	5	10	1	.344
North Division				
	W	L	T	Pct.
Green Bay	13	3	0	.813
Minnesota†	10	6	0	.625
Chicago	8	8	0	.500
Detroit	3	12	1	.219
East Division				
	W	L	T	Pct.
Philadelphia	9	7	0	.563
Dallas	8	8	0	.500
N.Y. Giants	4	12	0	.250
Washington	3	13	0	.188
South Division				
	W	L	T	Pct.
New Orleans	13	3	0	.813
Atlanta	7	9	0	.438
Tampa Bay	7	9	0	.438
Carolina	5	11	0	.313

AFL Championship: Kansas City 35, Tennessee 24

NFL Championship: San Francisco 37, Green Bay 20

Super Bowl LIV: Kansas City 31, San Francisco 20

REGULAR STARTERS

OFFENSE		DEFENSE	
WR Tyreek Hill	LE Alex Okafor	DT Derrick Nnadi	DT Chris Jones
LT Eric Fisher	Tanoh Kpassagnon	RE Frank Clark	LB Anthony Hitchens
Cam Erving	Derrick Nnadi	LB Damien Wilson	LB Reggie Ragland
LG Andrew Wylie	LB Bashaad Breeland	RCB Charvarius Ward	CB Kendall Fuller
C Austin Reiter	LCB Charvarius Ward	SS Tyrann Mathieu	FS Juan Thornhill
RG Laurent Duvernay-Tardif	RCB Charvarius Ward	P Dustin Colquitt	
RT Mitchell Schwartz			
TE Travis Kelce			
WR Sammy Watkins			
WR Demarcus Robinson			
QB Patrick Mahomes			
RB Damien Williams			
LeSean McCoy			
K Harrison Butker			

PRO BOWLERS IN BOLD

TEAM STATISTICS

	CHIEFS	OPP.
TOTAL FIRST DOWNS	350	344
Rushing	93	115
Passing	211	190
Penalty	46	39
3rd Down: Made/Att	89/187	75/202
3rd Down Pct.	47.6	37.1
4th Down: Made/Att	6/10	16/31
4th Down Pct.	60.0	51.6
TOTAL NET YARDS	6067	5594
Avg. Per Game	379.2	349.6
Total Plays	976	1043
Avg. Per Play	6.2	5.4
NET YARDS RUSHING	1569	2051
Avg. Per Game	98.1	128.2
Total Rushes	375	416
NET YARDS PASSING	3398	3543
Avg. Per Game	281.1	221.4
Sacked/Yards Lost	25/192	45/338
Gross Yards	4690	3881
Att./Completions	576/378	582/352
Completion Pct.	65.6	60.5
Had Intercepted	5	16
PUNTS/AVERAGE	49/43.4	58/43.8
NET PUNTING AVG.	49/39.5	58/39.6
PENALTIES/YARDS	107/1029	116/844
FUMBLES/BALL LOST	20/10	26
TOUCHDOWNS	50	14
Rushing/Passing	16/30	21
Defensive/Kicking Game	4	1
TIME OF POSSESSION	29:27	30:33

SCORE BY PERIODS	1	2	3	4	OT	Total
CHIEFS TOTAL	90	177	103	81	0	451
Opp. Total	80	67	57	104	0	308



12-4 • 1st AFC West • Andy Reid

Preseason (2-2)

8/11	L	10-17	HOUSTON	58,465
8/19	W	28-14	at Atlanta	71,628
8/25	L	20-27	at Chicago	60,511
8/31	W	33-21	GREEN BAY	63,588

Regular Season (12-4)

9/9	W	38-28	at Los Angeles	25,351
9/16	W	42-37	at Pittsburgh	63,956
9/23	W	38-27	SAN FRANCISCO	76,023
10/1	W	27-23	at Denver	76,656
10/7	W	30-14	JACKSONVILLE	75,289
10/14	L	40-43	at New England	65,878
10/21	W	45-10	CINCINNATI	75,676
10/28	W	30-23	DENVER	77,103
11/4	W	37-21	at Cleveland	67,431
11/11	W	26-14	ARIZONA	76,712
11/19	L	51-54	at L.A. Rams	77,002
12/2	W	40-33	at Oakland	54,255
12/9	W	27-24	BALTIMORE	74,336
12/13	L	28-29	L.A. CHARGERS	75,091
12/23	L	31-38	at Seattle	69,067
12/30	W	35-3	OAKLAND	77,550
AFC Divisional Playoff Game				
1/12	W	31-13	INDIANAPOLIS	76,765
AFC Championship Game				
1/20	L	31-37 OT	NEW ENGLAND	77,034

INDIVIDUAL STATISTICS

PASSING								
	Att.	Cmp.	Yds.	Pct.	TD	Int	LG	Rating
Mahomes	580	383	5,097	66.0	50	12	89t	113.8
Henne	3	2	29	66.7	0	0	22	97.9
CHIEFS TOTALS	583	385	5126	66.0	50	12	89t	113.8
Opp. Total	632	406	4721	64.2	30	15	49	92.7

PASS RECEIVING					
	No.	Yds.	Avg.	LG	TD
Kelce	103	1,336	13.0	43	10
Hill	87	1,479	17.0	75t	12
Watkins	40	519	13.0	50	3
Conley	32	334	10.4	27	5
Hunt	26	378	14.5	67t	7
Dam. Williams	23	160	7.0	32	2
Robinson	22	288	13.1	89t	4
Ware	20	224	11.2	31	0
Harris	12	164	13.7	35	3
Sherman	8	96	12.0	36t	1
Dar. Williams	3	27	9.0	11t	1
West	2	37	18.5	25t	1
Benjamin	2	26	13.0	17	0
Dieter	1	22	22.0	22	0
Kemp	1	7	7.0	7	0
CHIEFS TOTALS	385	5126	13.3	89t	50
Opp. Total	406	4721	11.6	49	30

RUSHING					
	No.	Yds.	Avg.	LG	TD
Hunt	181	824	4.55	45	7
Mahomes	60	272	4.53	28	2
Dam. Williams	50	256	5.12	25	4
Ware	51	246	4.82	34	2
Hill	22	151	6.86	33	1
Watkins	5	52	10.40	31	0
Dar. Williams	13	44	3.38	8	0
Thomas	1	6	6.00	6	0
Henne	1	3	3.00	3	0
Sherman	1	2	0.1	2	0
West	2	-1	-0.3	-0.50	0
CHIEFS TOTALS	387	1855	4.8	45	16
Opp. Total	425	2114	5.0	30	19

TEAM LEADERS

Scoring: Harrison Butker 137 pts; 65 PATs, 24 FGs
INTs: Steven Nelson 4-53 yds.
Tackles: Anthony Hitchens 135 (81 solo)
Sacks: Chris Jones 15.5 (-122.0)
Punting: Dustin Colquitt 45-0, 2,021 yds., 44.9 avg., 21 In 20, 67 LG
Punt Returns: Tyreek Hill 20-213 yds., 10.7 avg., 1 TDs
Kickoff Returns: Tremon Smith 33-886 yds., 26.8 avg., 0 TD

LEAGUE STANDINGS



AMERICAN FOOTBALL CONFERENCE

West Division				
	W	L	T	Pct.
Kansas City	12	4	0	.750
L.A. Chargers†	12	4	0	.750
Denver	6	10	0	.375
Oakland	4	12	0	.250
North Division				
	W	L	T	Pct.
Baltimore	10	6	0	.625
Pittsburgh	9	6	1	.594
Cleveland	7	8	1	.469
Cincinnati	6	10	0	.375
East Division				
	W	L	T	Pct.
New England	11	5	0	.688
Miami	7	9	0	.438
Buffalo	6	10	0	.375
N.Y. Jets	4	12	0	.250
South Division				
	W	L	T	Pct.
Houston	11	5	0	.688
Indianapolis†	10	6	0	.625
Tennessee	9	7	0	.563
Jacksonville	5	11	0	.313



NATIONAL FOOTBALL CONFERENCE

West Division				
	W	L	T	Pct.
L.A. Rams	13	3	0	.813
Seattle†	10	6	0	.625
San Francisco	4	12	0	.250
Arizona	3	13	0	.188
North Division				
	W	L	T	Pct.
Chicago	12	4	0	.750
Minnesota	8	7	1	.531
Green Bay	6	9	1	.406
Detroit	6	10	0	.375
East Division				
	W	L	T	Pct.
Dallas	10	6	0	.625
Philadelphia†	9	7	0	.563
Washington	7	9	0	.438
N.Y. Giants	5	11	0	.313
South Division				
	W	L	T	Pct.
New Orleans	13	3	0	.813
Atlanta	7	9	0	.438
Carolina	7	9	0	.438
Tampa Bay	5	11	0	.313

AFL Championship: New England 38, Kansas City 31

NFL Championship: L.A. Rams 26, New Orleans 23

Super Bowl LIII: New England 13, L.A. Rams 3

REGULAR STARTERS

OFFENSE

WR	Tyreek Hill
LT	Eric Fisher
LG	Cam Erving
C	Mitch Morse
RG	Andrew Wylie
RT	Mitchell Schwartz
TE	Travis Kelce
FB	Anthony Sherman
WR	Chris Conley
QB	Patrick Mahomes
RB	Kareem Hunt
K	Harrison Butker

DEFENSE

LE	Allen Bailey
NT	Derrick Nnadi
RE	Chris Jones
LOLB	Dee Ford
LILB	Anthony Hitchens
RILB	Reggie Ragland
ROLB	Justin Houston
LCB	Kendall Fuller
RCB	Steven Nelson
SS	Eric Murray
FS	Ron Parker
P	Dustin Colquitt

PRO BOWLERS IN BOLD

TEAM STATISTICS

	CHIEFS	OPP.
TOTAL FIRST DOWNS	384	419
Rushing	108	129
Passing	239	247
Penalty	37	43
3rd Down: Made/Att	83/176	80/193
3rd Down Pct.	47.2	41.5
4th Down: Made/Att	12/15	18/27
4th Down Pct.	80.0	66.7
TOTAL NET YARDS	6,810	6,488
Avg. Per Game	425.6	405.5
Total Plays	996	1,109
Avg. Per Play	6.9	5.9
NET YARDS RUSHING	1,855	2,114
Avg. Per Game	115.9	132.1
Total Rushes	387	425
NET YARDS PASSING	4,955	4,374
Avg. Per Game	309.7	273.4
Sacked/Yards Lost	26/171	52/347
Gross Yards	5,126	4,721
Att./Completions	583/385	632/406
Completion Pct.	66.0	64.2
Had Intercepted	12	15
PUNTS/AVERAGE	45/44.9	52/43.8
NET PUNTING AVG.	45/40.5	52/36.2
PENALTIES/YARDS	137/1,152	107/881
FUMBLES/BALL LOST	18/6	29/12
TOUCHDOWNS	71	51
Rushing/Passing	16/50	19/30
Defensive/Kicking Game	5	2
TIME OF POSSESSION	28:56	31:04

SCORE BY PERIODS	1	2	3	4	OT	Total
CHIEFS TOTAL	147	150	134	131	3	565
Opp. Total	56	131	98	136	0	421



10-6 • 1st AFC West • Andy Reid

Preseason (2-2)

8/11	L	17-27	SAN FRANCISCO	69,706
8/19	W	30-12	at Cincinnati	47,714
8/25	L	13-26	at Seattle	68,541
8/31	W	30-6	TENNESSEE	60,213

Regular Season (10-6)

9/7	W	42-27	at New England	65,878
9/17	W	27-20	PHILADELPHIA	74,971
9/24	W	24-10	at L.A. Chargers	25,386
10/2	W	29-20	WASHINGTON	74,587
10/8	W	42-34	at Houston	71,835
10/15	L	13-19	PITTSBURGH	76,994
10/19	L	30-31	at Oakland	55,090
10/30	W	29-19	DENVER	76,573
11/5	L	17-28	at Dallas	93,273
11/19	L	9-12	at N.Y. Giants	76,363
11/26	L	10-16	BUFFALO	74,929
12/3	L	31-38	at N.Y. Jets	77,562
12/10	W	26-15	OAKLAND	74,461
12/16	W	30-13	L.A. CHARGERS	75,011
12/24	W	29-13	MIAMI	65,325
12/31	W	27-24	at Denver	75,928

AFC Wild Card Playoff Game

1/6	L	21-22	TENNESSEE	73,319
-----	---	-------	-----------	--------

INDIVIDUAL STATISTICS

	Att.	Cmp.	Yds.	Pct.	TD	Int	LG	Rating
Smith	505	341	4,042	67.5	26	5	79t	104.7
Mahomes	35	22	284	62.9	0	1	51	76.4
Kelce	1	0	0	0.0	0	1	--	0.0
Hill	1	0	0	0.0	0	1	--	0.0
Bray	1	0	0	0.0	0	0	--	0.0
CHIEFS TOTALS	543	363	4326	66.9	26	8	79t	100.8
Opp. Total	570	325	4131	57.0	23	16	69	81.5

PASS RECEIVING

	No.	Yds.	Avg.	LG	TD
Kelce	83	1,028	12.5	44	8
Hill	75	1,183	15.8	79t	7
K. Hunt	53	455	8.6	78t	3
Wilson	42	554	13.2	63t	3
West	27	150	5.6	25	2
Robinson	21	212	10.1	33	0
Harris	18	224	12.4	51	1
Thomas	14	143	10.2	57t	2
Conley	11	175	15.9	35	0
Sherman	6	47	7.8	11	0
Travis	5	47	8.6	18	0
A. Hunt	4	31	7.8	20	0
Charles	2	53	26.5	35	0
Chesson	2	18	9.0	10	0
CHIEFS TOTALS	363	4326	11.9	79t	26
Opp. Total	325	4131	12.7	69	23

RUSHING

	No.	Yds.	Avg.	LG	TD
K. Hunt	272	1,327	4.88	69t	8
Smith	60	355	5.92	70	1
West	18	72	4.0	21t	2
Hill	17	59	3.47	16	0
Sherman	14	40	2.5	9	1
A. Hunt	8	23	2.88	11	1
Mahomes	7	10	1.43	5	0
Kelce	2	7	0.5	4	0
Wilson	3	6	0.5	6	0
Thomas	1	4	0.3	4	0
Spiller	2	0	0.0	1	0
Bray	1	0	0.0	0	0
CHIEFS TOTALS	405	1903	4.7	70	12
Opp. Total	443	1890	4.3	27	15

TEAM LEADERS

Scoring: Harrison Butker 142 pts; 28 PATs, 38 FGs
INTs: Marcus Peters 6-63 yds.
Tackles: Daniel Sorensen 88 (66 solo)
Sacks: Justin Houston 9.5 (-54.0)
Punting: Dustin Colquitt 65-0, 2,936 yds., 45.2 avg., 29 In 20, 77 LG
Punt Returns: Tyreek Hill 25-205 yds., 8.2 avg., 1 TDs
Kickoff Returns: Akeem Hunt 25-611 yds., 24.4 avg., 0 TD

LEAGUE STANDINGS



AMERICAN FOOTBALL CONFERENCE

West Division				
W	L	T	Pct.	
Kansas City	10	6	0	.625
L.A. Chargers	9	7	0	.563
Oakland	6	10	0	.375
Denver	5	11	0	.313
North Division				
W	L	T	Pct.	
Pittsburgh	13	3	0	.813
Baltimore	9	7	0	.563
Cincinnati	7	9	0	.438
Cleveland	0	16	0	.000
East Division				
W	L	T	Pct.	
New England	13	3	0	.813
Buffalo†	9	7	0	.563
Miami	6	10	0	.375
N.Y. Jets	5	11	0	.313
South Division				
W	L	T	Pct.	
Jacksonville	10	6	0	.625
Tennessee†	9	7	0	.563
Indianapolis	8	8	0	.500
Houston	4	12	0	.250



NATIONAL FOOTBALL CONFERENCE

West Division				
W	L	T	Pct.	
L.A. Rams	11	5	0	.688
Seattle	9	7	0	.563
Arizona	8	8	0	.500
San Francisco	6	10	0	.375
North Division				
W	L	T	Pct.	
Minnesota	13	3	0	.813
Detroit	9	7	0	.563
Green Bay	7	9	0	.438
Chicago	5	11	0	.313
East Division				
W	L	T	Pct.	
Philadelphia	13	3	0	.813
Dallas	9	7	0	.563
Washington	7	9	0	.438
N.Y. Giants	3	13	0	.188
South Division				
W	L	T	Pct.	
New Orleans	11	5	0	.688
Carolina†	11	5	0	.688
Atlanta†	10	6	0	.625
Tampa Bay	5	11	0	.313

AFL Championship: New England 24, Jacksonville 20

NFL Championship: Philadelphia 38, Minnesota 7

Super Bowl LII: Philadelphia 41, New England 33

REGULAR STARTERS

OFFENSE

WR	Tyreek Hill
LT	Eric Fisher
LG	Bryan Witzmann
C	Mitch Morse
RG	Laurent Duvernay-Tardif
RT	Mitchell Schwartz
TE	Travis Kelce
	Demetrius Harris
WR	Demarcus Robinson
QB	Alex Smith
RB	Kareem Hunt
K	Harrison Butker

DEFENSE

LE	Chris Jones
NT	Bennie Logan
RE	Allen Bailey
LOLB	Frank Zombo
LILB	Reggie Ragland
RILB	Derrick Johnson
ROLB	Justin Houston
LCB	Marcus Peters
RCB	Terrance Mitchell
SS	Daniel Sorensen
FS	Ron Parker
P	Dustin Colquitt

PRO BOWLERS IN BOLD

TEAM STATISTICS

	CHIEFS	OPP.
TOTAL FIRST DOWNS	322	352
Rushing	95	112
Passing	198	204
Penalty	29	36
3rd Down: Made/Att	78/199	83/207
3rd Down Pct.	39.2	40.1
4th Down: Made/Att	3/10	9/17
4th Down Pct.	30.0	52.9
TOTAL NET YARDS	6,007	5,842
Avg. Per Game	375.4	365.1
Total Plays	985	1,044
Avg. Per Play	6.1	5.6
NET YARDS RUSHING	1,903	1,890
Avg. Per Game	118.9	118.1
Total Rushes	405	443
NET YARDS PASSING	4,104	3,952
Avg. Per Game	256.5	247.0
Sacked/Yards Lost	37/222	31/179
Gross Yards	4,326	4,131
Att./Completions	543/363	570/325
Completion Pct.	66.9	57.0
Had Intercepted	8	16
PUNTS/AVERAGE	65/45.2	72/42.6
NET PUNTING AVG.	65/41.1	72/37.6
PENALTIES/YARDS	118/1044	107/864
FUMBLES/BALL LOST	14/3	19/10
TOUCHDOWNS	42	39
Rushing/Passing	12/26	15/23
Defensive/Kicking Game	4	1
TIME OF POSSESSION	30:39	29:21

SCORE BY PERIODS	1	2	3	4	OT	Total
CHIEFS TOTAL	84	116	91	124	0	415
Opp. Total	77	82	70	107	3	339



12-4 • 1st AFC West • Andy Reid

Preseason (2-2)

8/13	L	34-19	SEATTLE	69,816
8/20	L	14-13	at Los Angeles Rams	80,782
8/27	W	34-10	at Chicago	61,681
9/1	W	24-17	GREEN BAY	70,155

Regular Season (12-4)

9/11	W	33-27 OT	SAN DIEGO	73,238
9/18	L	12-19	at Houston	71,890
9/25	W	24-3	N.Y. JETS	71,587
10/2	L	14-43	at Pittsburgh	61,278
10/16	W	26-10	at Oakland	54,211
10/23	W	27-21	NEW ORLEANS	76,282
10/30	W	30-14	at Indianapolis	65,417
11/6	W	19-14	JACKSONVILLE	73,294
11/13	W	20-17	at Carolina	74,181
11/20	L	17-19	TAMPA BAY	72,277
11/27	W	30-27 OT	at Denver	76,819
12/4	W	29-28	at Atlanta	69,879
12/8	W	21-13	OAKLAND	75,191
12/18	L	17-19	TENNESSEE	68,084
12/25	W	33-10	DENVER	76,671
1/1	W	37-27	at San Diego	54,915

AFC Divisional Playoff Game

1/15	L	16-18	PITTSBURGH	75,678
------	---	-------	------------	--------

INDIVIDUAL STATISTICS

	Att.	Cmp.	PASSING Yds.	Pct.	TD	Int	LG	Rating
Smith	489	328	3,502	67.1	15	8	80t	91.2
Foles	55	36	410	65.5	3	0	49	105.9
Poe	1	1	2	100.0	1	0	2t	118.8
Maclin	1	0	0	0.0	0	0	--	39.6
CHIEFS TOTALS	546	365	3914	66.8	19	8	80t	93.2
Opp. Total	598	350	4120	58.5	23	18	76t	79.8

	No.	PASS RECEIVING Yds.	Avg.	LG	TD
Kelce	85	1,125	13.2	80t	4
Hill	61	593	9.7	49	6
Maclin	44	536	12.2	44	2
Conley	44	530	12.0	39	0
Ware	33	447	13.5	46t	2
Wilson	31	279	9.0	42	2
West	28	188	6.7	28	2
Harris	17	123	7.2	13	1
Thomas	7	35	5.0	15	0
Sherman	4	11	2.8	6	0
Davis	3	21	7.0	11	0
Travis	3	15	5.0	6	0
Charles	2	14	7.0	16	0
O'Shaughnessy	2	-1	-0.5	0	0
A.Smith	1	3	3.0	3	0
E.Fisher	0	-5	0	-5	0
CHIEFS TOTALS	365	3914	10.7	80t	19
Opp. Total	350	4120	11.8	76t	23

	No.	RUSHING Yds.	Avg.	LG	TD
Ware	214	921	4.3	46	3
West	88	293	3.3	28	1
Hill	24	267	11.1	70t	3
Smith	48	134	2.8	24	5
Wilson	2	50	25.0	55t	1
Charles	12	40	3.3	17	1
Thomas	4	29	7.3	23	0
Davis	13	23	1.8	6	0
Poe	1	1	1.0	1t	1
Maclin	1	-1	-1.0	-1	0
Foles	4	-4	-1.0	-1	0
Kelce	1	-5	-5.0	-5	0
CHIEFS TOTALS	412	1748	4.2	70t	15
Opp. Total	437	1938	4.4	44	10

TEAM LEADERS

Scoring: Cairo Santos 129 pts; 36 PATs, 31 FGs
INTs: Marcus Peters 6-63 yds.
Tackles: Derrick Johnson 90 (70 solo)
Sacks: Dee Ford 10.0 (-52.5)
Punting: Dustin Colquitt 76-3,427 yds., 45.1 avg., 38 In 20, 64 LG
Punt Returns: Tyreek Hill 39-592 yds., 15.2 avg., 2 TDs
Kickoff Returns: Tyreek Hill 14-384 yds., 27.4 avg., 1 TD

LEAGUE STANDINGS



AMERICAN FOOTBALL CONFERENCE

West Division				
W	L	T	Pct.	
Kansas City	12	4	0	.750
Oakland†	12	4	0	.750
Denver	9	7	0	.563
San Diego	5	11	0	.313
North Division				
W	L	T	Pct.	
Pittsburgh	11	5	0	.688
Baltimore	8	8	0	.500
Cincinnati	6	9	1	.406
Cleveland	1	15	0	.063
East Division				
W	L	T	Pct.	
New England	14	2	0	.875
Miami†	10	6	0	.625
Buffalo	7	9	0	.438
N.Y. Jets	5	11	0	.313
South Division				
W	L	T	Pct.	
Houston	9	7	0	.563
Tennessee	9	7	0	.563
Indianapolis	8	8	0	.500
Tennessee	3	13	0	.188



NATIONAL FOOTBALL CONFERENCE

West Division				
W	L	T	Pct.	
Seattle	10	5	1	.656
Arizona	7	8	1	.469
Los Angeles	4	12	0	.250
San Francisco	2	14	0	.125
North Division				
W	L	T	Pct.	
Green Bay	10	6	0	.625
Detroit†	9	7	0	.563
Minnesota	8	8	0	.500
Chicago	3	13	0	.188
East Division				
W	L	T	Pct.	
Dallas	13	3	0	.813
N.Y. Giants†	11	5	0	.688
Washington	8	7	1	.531
Philadelphia	7	9	0	.438
South Division				
W	L	T	Pct.	
Atlanta	11	5	0	.688
Tampa Bay	9	7	0	.563
New Orleans	7	9	0	.438
Carolina	6	10	0	.375

AFL Championship: New England 36, Pittsburgh 17

NFL Championship: Atlanta 44, Green Bay 21

Super Bowl LI: New England 34, Atlanta 28 (OT)

REGULAR STARTERS

OFFENSE		DEFENSE	
WR	Jeremy Maclin	LE	Jaye Howard
LT	Eric Fisher	NT	Dontari Poe
LG	Zach Fulton	RE	Chris Jones
C	Mitch Morse	LOLB	Dee Ford
RG	Laurent Duvernay-Tardif	LILB	Derrick Johnson
RT	Mitchell Schwartz	RILB	Ramik Wilson
TE	Travis Kelce	ROLB	Frank Zombo
TE	Demetrius Harris	LCB	Marcus Peters
WR	Chris Conley	RCB	Steven Nelson
QB	Alex Smith	SS	Eric Berry
RB	Spencer Ware	FS	Ron Parker
K	Cairo Santos	P	Dustin Colquitt

PRO BOWLERS IN BOLD

TEAM STATISTICS

	CHIEFS	OPP.
TOTAL FIRST DOWNS	305	342
Rushing	86	102
Passing	197	209
Penalty	22	31
3rd Down: Made/Att	81/213	96/222
3rd Down Pct.	38.0	43.2
4th Down: Made/Att	10/14	10/20
4th Down Pct.	71.4	50.0
TOTAL NET YARDS	5,488	5,896
Avg. Per Game	343.0	368.5
Total Plays	990	1,063
Avg. Per Play	5.5	5.5
NET YARDS RUSHING	1,748	1,938
Avg. Per Game	109.3	121.1
Total Rushes	412	437
NET YARDS PASSING	3,740	3,958
Avg. Per Game	233.8	247.4
Sacked/Yards Lost	32/174	28/162
Gross Yards	3,914	4,120
Att./Completions	546/365	598/350
Completion Pct.	66.8	58.5
Had Intercepted	8	18
PUNTS/AVERAGE	76/45.1	69/44.6
NET PUNTING AVG.	40.7	34.2
PENALTIES/YARDS	109/848	109/797
FUMBLES/BALL LOST	18/9	27/15
TOUCHDOWNS	42	34
Rushing/Passing	15/19	10/23
Defensive/Kicking Game	8	1
TIME OF POSSESSION	29:59	30:01

SCORE BY PERIODS	1	2	3	4	OT	Total
CHIEFS TOTAL	88	117	61	111	12	389
Opp. Total	76	103	44	85	3	311



11-5 • 2nd AFC West • Andy Reid

Preseason (4-0)		Regular Season (11-5)	
8/15 W 34-19	at Arizona	62,313	
8/21 W 14-13	SEATTLE	71,915	
8/28 W 34-10	TENNESSEE	69,813	
9/3 W 24-17	at St. Louis	37,616	
9/13 W 27-20	at Houston	71,776	
9/17 L 24-31	DENVER	76,404	
9/28 L 28-38	at Green Bay (Mon.)	78,214	
10/4 L 21-36	at Cincinnati	57,498	
10/11 L 17-18	CHICAGO	75,799	
10/18 L 10-16	at Minnesota	52,480	
10/25 W 23-13	PITTSBURGH	76,365	
11/1 W 45-10	DETROIT (London)	83,624	
11/15 W 29-13	at Denver	76,973	
11/22 W 33-3	at San Diego	65,837	
11/29 W 30-22	BUFFALO	72,493	
12/6 W 34-20	at Oakland	55,010	
12/13 W 10-3	SAN DIEGO	72,314	
12/20 W 34-14	at Baltimore	70,791	
12/27 W 17-13	CLEVELAND	69,115	
1/3 W 23-17	OAKLAND	76,114	
1/9 W 30-0	AFC Wild Card Playoff Game at Houston	71,800	
1/16 L 20-27	AFC Divisional Playoff Game at New England	66,829	

INDIVIDUAL STATISTICS

	PASSING							Rating
	Att.	Cmp.	Yds.	Pct.	TD	Int	LG	
Smith	470	307	3,488	65.3	20	7	80t	95.4
Daniel	2	2	4	100.0	0	0	6	79.2
Santos	1	1	3	100.0	0	0	3	79.2
CHIEFS TOTALS	473	310	3493	65.5	20	7	80t	95.4
Opp. Total	607	349	3988	57.5	25	22	55t	76.0

	PASS RECEIVING				TD
	No.	Yds.	Avg.	LG	
Maclin	87	1,088	12.5	61	8
Kelce	72	875	12.2	42t	5
Wilson	35	451	12.9	44t	2
Charles	21	177	8.4	26	1
West	20	214	10.7	80t	1
Conley	17	199	11.7	44	1
Thomas	17	140	8.2	36	1
Avant	15	119	7.9	20	0
Harris	7	74	10.6	25	1
O'Shaughnessy	6	87	14.5	30	0
Ware	6	5	0.8	5	0
Sherman	4	34	8.5	18	0
Davis	2	24	12.0	12	0
B. Parker	1	6	6.0	6	0
CHIEFS TOTALS	310	3493	11.3	80t	20
Opp. Total	349	3988	11.4	55t	25

	RUSHING				TD
	No.	Yds.	Avg.	LG	
West	160	634	4.0	38t	4
A. Smith	84	498	5.9	49	2
Ware	72	403	5.6	52	6
Charles	71	364	5.1	34t	4
Davis	28	72	2.6	10	1
Thomas	9	34	3.8	13	1
Wilson	5	26	5.2	8	0
Maclin	3	14	4.7	18	0
Poe	1	1	1.0	1	1
Sherman	1	0	0.0	0	0
Daniel	2	-2	-1.0	-1	0
CHIEFS TOTALS	436	2044	4.7	52	19
Opp. Total	383	1571	4.1	42	7

TEAM LEADERS

Scoring: Cairo Santos 129 pts; 39 PATs, 30 FGs
INTs: Marcus Peters 8-280 yds.
Tackles: Derrick Johnson 116 (95 solo)
Sacks: Justin Houston 7.5 (-54.0)
Punting: Dustin Colquitt 75-3,333 yds., 44.4 avg., 37 In 20, 62 LG
Punt Returns: De'Anthony Thomas 29-227 yds., 7.8 avg., 0 TDs
Kickoff Returns: Knile Davis 24-603 yds., 25.1 avg., 0 TDs

LEAGUE STANDINGS



AMERICAN FOOTBALL CONFERENCE

West Division				
W	L	T	Pct.	
Denver	12	4	0	.750
Kansas City†	11	5	0	.688
Oakland	7	9	0	.438
San Diego	4	12	0	.250
North Division				
W	L	T	Pct.	
Cincinnati	12	4	0	.750
Pittsburgh†	10	6	0	.625
Baltimore	5	11	0	.313
Cleveland	3	13	0	.188
East Division				
W	L	T	Pct.	
New England	12	4	0	.750
N.Y. Jets	10	6	0	.625
Buffalo	8	8	0	.500
Miami	6	10	0	.375
South Division				
W	L	T	Pct.	
Houston	9	7	0	.563
Indianapolis	8	8	0	.500
Jacksonville	5	11	0	.313
Tennessee	3	13	0	.188



NATIONAL FOOTBALL CONFERENCE

West Division				
W	L	T	Pct.	
Arizona	13	3	0	.813
Seattle†	10	6	0	.625
St. Louis	7	9	0	.438
San Francisco	5	11	0	.313
North Division				
W	L	T	Pct.	
Minnesota	11	5	0	.688
Green Bay†	10	6	0	.625
Detroit	7	9	0	.438
Chicago	6	10	0	.375
East Division				
W	L	T	Pct.	
Washington	9	7	0	.563
Philadelphia	7	9	0	.438
N.Y. Giants	6	10	0	.375
Dallas	4	12	0	.250
South Division				
W	L	T	Pct.	
Carolina	15	1	0	.938
Atlanta	8	8	0	.500
New Orleans	7	9	0	.438
Tampa Bay	6	10	0	.375

AFL Championship: Denver 20, New England 18

NFL Championship: Carolina 49, Arizona 15

Super Bowl 50: Denver 24, Carolina 10

REGULAR STARTERS

OFFENSE		DEFENSE	
WR	Jeremy Maclin	LE	Jaye Howard
LT	Eric Fisher	NT	Dontari Poe
LG	Jeff Allen	RE	Allen Bailey
C	Mitch Morse	LOLB	Justin Houston
RG	Laurent Duvernay-Tardif	LILB	Derrick Johnson
RT	Jah Reid	RILB	Josh Mauga
TE	Travis Kelce	ROLB	Tamba Hali
	Demetrius Harris	LCB	Marcus Peters
WR	Albert Wilson	RCB	Sean Smith
QB	Alex Smith	SS	Ron Parker
RB	Charcandrick West	FS	Eric Berry
K	Cairo Santos	P	Dustin Colquitt

PRO BOWLERS IN BOLD

TEAM STATISTICS

	CHIEFS	OPP.
TOTAL FIRST DOWNS	303	313
Rushing	116	86
Passing	155	193
Penalty	32	34
3rd Down: Made/Att	76/119	72/217
3rd Down Pct.	38.2	33.2
4th Down: Made/Att	6/9	13/27
4th Down Pct.	66.7	48.1
TOTAL NET YARDS	5,299	5,269
Avg. Per Game	331.2	329.3
Total Plays	955	1,037
Avg. Per Play	5.5	5.1
NET YARDS RUSHING	2,044	1,571
Avg. Per Game	127.8	98.2
Total Rushes	436	383
NET YARDS PASSING	3,255	3,698
Avg. Per Game	203.4	231.1
Sacked/Yards Lost	46/238	47/290
Gross Yards	3,493	3,988
Att./Completions	473/310	607/349
Completion Pct.	65.5	57.5
Had Intercepted	7	22
PUNTS/AVERAGE	75/44.4	78/44.7
NET PUNTING AVG.	40.8	39.3
PENALTIES/YARDS	104/878	110/941
FUMBLES/BALL LOST	16/8	19/7
TOUCHDOWNS	45	34
Rushing/Passing	19/20	7/25
Defensive/Kicking Game	6	2
TIME OF POSSESSION	30:55	29:05

SCORE BY PERIODS	1	2	3	4	OT	Total
CHIEFS TOTAL	95	132	63	115	0	405
Opp. Total	70	70	60	87	0	287



9-7 • 2nd AFC West • Andy Reid

Preseason (1-3)

8/7	W	41-39	CINCINNATI	70,951
8/17	L	16-28	at Carolina	70,035
8/23	L	12-30	MINNESOTA	73,442
8/28	L	14-34	at Green Bay	74,059

Regular Season (9-7)

9/7	L	10-26	TENNESSEE	73,569
9/14	L	17-24	at Denver	76,900
9/21	W	34-15	at Miami	70,313
9/29	W	41-14	NEW ENGLAND	76,613
10/5	L	17-22	at San Francisco	70,799
10/19	W	23-20	at San Diego	65,260
10/26	W	34-7	ST. LOUIS	75,972
11/2	W	24-10	N.Y. JETS	74,127
11/9	W	17-13	at Buffalo	68,119
11/16	W	24-20	SEATTLE	76,463
11/20	L	20-24	at Oakland	52,865
11/30	L	16-29	DENVER	76,894
12/7	L	14-17	at Arizona	62,387
12/14	W	31-13	OAKLAND	72,153
12/21	L	12-20	at Pittsburgh	60,865
12/28	W	19-7	SAN DIEGO	73,952

INDIVIDUAL STATISTICS

	Att.	Cmp.	PASSING		TD	Int	LG	Rating
			Yds.	Pct.				
Smith	464	303	3,265	65.3	18	6	70t	93.4
Daniel	28	16	157	57.1	0	0	30	73.1
Colquitt	1	1	6	100.0	0	0	6	91.7
CHIEFS TOTALS	493	320	3428	64.9	18	6	70t	92.2
Opp. Total	545	318	3505	58.3	22	6	48	86.4

	No.	PASS RECEIVING		LG	TD
		Yds.	Avg.		
Kelce	67	862	12.9	34	5
Bowe	60	754	12.6	37	0
Charles	40	291	7.3	30t	5
Fasano	25	226	9.0	22	4
Thomas	23	156	6.8	30	0
Wilson	16	260	16.3	48	0
Davis	16	147	9.2	70t	1
Avery	15	176	11.7	27	0
Avant	13	152	11.7	41	0
Hemingway	12	108	9.0	17	0
Sherman	10	71	7.1	24	1
Jenkins	9	93	10.3	27	0
McKnight	6	64	10.7	26	2
Hammond Jr.	4	45	11.3	22	0
Harris	3	20	6.7	10	0
Supermaw	1	3	3.0	3	0
CHIEFS TOTALS	320	3428	10.7	70t	18
Opp. Total	318	3505	11.0	48	22

	No.	RUSHING		LG	TD
		Yds.	Avg.		
Charles	206	1,033	5.0	63t	9
Davis	134	463	3.5	48	6
Smith	49	254	5.2	25	1
Thomas	14	113	8.1	26	1
Gray	8	31	3.9	6t	1
Daniel	4	15	3.8	9	0
Sherman	2	8	4.0	4	0
McKnight	1	3	3.0	3	0
Jenkins	2	-2	-1.0	0	0
CHIEFS TOTALS	420	1918	4.6	63t	18
Opp. Total	433	2036	4.7	90t	4

TEAM LEADERS

Scoring: Cairo Santos 113 pts; 38 PATs, 25 FGs
INTs: Kurt Coleman 3-12 yds.
Tackles: Josh Mauga 103 (82 solo)
Sacks: Justin Houston 22.0 (-99.0)
Punting: Dustin Colquitt 71-3164 yds., 44.6 avg., 31 In 20, 69 LG
Punt Returns: De'Anthony Thomas 34-405 yds., 11.9 avg., 1 TD
Kickoff Returns: Knile Davis 29-829 yds., 28.6 avg., 1 TD

LEAGUE STANDINGS



AMERICAN FOOTBALL CONFERENCE

West Division				
	W	L	T	Pct.
Denver	12	4	0	.750
Kansas City	9	7	0	.563
San Diego	9	7	0	.563
Oakland	3	13	0	.188
North Division				
	W	L	T	Pct.
Pittsburgh	11	5	0	.688
Cincinnati†	10	5	1	.656
Baltimore†	10	6	0	.625
Cleveland	7	9	0	.438
East Division				
	W	L	T	Pct.
New England	12	4	0	.750
Buffalo	9	7	0	.563
Miami	8	8	0	.500
N.Y. Jets	4	12	0	.250
South Division				
	W	L	T	Pct.
Indianapolis	11	5	0	.688
Houston	9	7	0	.563
Jacksonville	3	13	0	.188
Tennessee	2	14	0	.125



NATIONAL FOOTBALL CONFERENCE

West Division				
	W	L	T	Pct.
Seattle	12	4	0	.750
Arizona†	11	5	0	.688
San Francisco	8	8	0	.500
St. Louis	6	10	0	.375
North Division				
	W	L	T	Pct.
Green Bay	12	4	0	.750
Detroit†	11	5	0	.688
Minnesota	7	9	0	.438
Chicago	5	11	0	.313
East Division				
	W	L	T	Pct.
Dallas	12	4	0	.750
Philadelphia	10	6	0	.625
N.Y. Giants	6	10	0	.375
Washington	4	12	0	.250
South Division				
	W	L	T	Pct.
Carolina	7	8	1	.469
New Orleans	7	9	0	.438
Atlanta	6	10	0	.375
Tampa Bay	2	14	0	.125

AFL Championship: New England 45, Indianapolis 7

NFL Championship: Seattle 28, Green Bay 22 (OT)

Super Bowl XLIX: New England 28, Seattle 24

REGULAR STARTERS

OFFENSE

WR	Dwayne Bowe
LT	Eric Fisher
LG	Mike McGlynn
C	Rodney Hudson
RG	Zach Fulton
RT	Ryan Harris
TE	Anthony Fasano
FB	Anthony Sherman
TE	Travis Kelce
QB	Alex Smith
RB	Jamaal Charles
K	Cairo Santos

DEFENSE

LE	Jaye Howard
NT	Dontari Poe
RE	Allen Bailey
LOLB	Justin Houston
LILB	Josh Mauga
RILB	James-Michael Johnson
ROLB	Tamba Hali
LCB	Phillip Gaines
RCB	Sean Smith
SS	Ron Parker
FS	Husain Abdullah
P	Dustin Colquitt

PRO BOWLERS IN BOLD

TEAM STATISTICS

	CHIEFS	OPP.
TOTAL FIRST DOWNS	309	310
Rushing	92	108
Passing	184	184
Penalty	33	18
3rd Down: Made/Att	80/201	79/216
3rd Down Pct.	39.8	36.6
4th Down: Made/Att	5/12	8/21
4th Down Pct.	41.7	38.1
TOTAL NET YARDS	5,100	5,288
Avg. Per Game	318.8	330.5
Total Plays	962	1,024
Avg. Per Play	5.3	5.2
NET YARDS RUSHING	1,918	2,036
Avg. Per Game	119.9	127.3
Total Rushes	420	433
NET YARDS PASSING	3,182	3,252
Avg. Per Game	198.9	203.3
Sacked/Yards Lost	49/246	46/253
Gross Yards	3,428	3,505
Att./Completions	493/320	545/318
Completion Pct.	64.9	58.3
Had Intercepted	6	6
PUNTS/AVERAGE	71/44.6	78/47.4
NET PUNTING AVG.	40.5	38.9
PENALTIES/YARDS	88/681	107/851
FUMBLES/BALL LOST	22/11	17/8
TOUCHDOWNS	40	26
Rushing/Passing	36	26
Defensive/Kicking Game	4	0
TIME OF POSSESSION	29:59	30:01

SCORE BY PERIODS	1	2	3	4	OT	Total
CHIEFS TOTAL	61	107	77	108	0	353
Opp. Total	58	103	69	51	0	281



Preseason (2-2)		
8/9	L	13-17 at New Orleans 72,080
8/16	L	13-15 SAN FRANCISCO 64,434
8/24	W	26-20 at Pittsburgh 51,852
8/29	W	30-8 GREEN BAY 65,053
Regular Season (11-5)		
9/8	W	28-2 at Jacksonville 59,416
9/15	W	17-16 DALLAS 76,952
9/19	W	26-16 at Philadelphia 69,144
9/29	W	31-7 N.Y. GIANTS 73,386
10/6	W	26-17 at Tennessee 69,143
10/13	W	24-7 OAKLAND 76,394
10/20	W	17-16 HOUSTON 74,118
10/27	W	23-17 CLEVELAND 74,307
11/3	W	23-13 at Buffalo 68,159
11/17	L	17-27 at Denver (N) 77,076
11/24	L	38-41 SAN DIEGO 75,259
12/1	L	28-35 DENVER 77,065
12/8	W	45-10 at Washington 56,247
12/15	W	56-31 at Oakland 49,571
12/22	L	7-23 INDIANAPOLIS 75,396
12/29	L	24-27 OT at San Diego 66,374
AFC Wild Card Playoff Game		
1/4	L	44-45 at Indianapolis 63,551

INDIVIDUAL STATISTICS

PASSING								
	Att.	Cmp.	Yds.	Pct.	TD	Int	LG	Rating
Smith	508	308	3,313	60.6	23	7	71t	89.1
Daniel	38	25	248	65.8	1	1	48	81.9
CHIEFS TOTALS	546	333	3561	61.0	24	8	71t	88.6
Opp. Total	592	334	4271	56.4	25	21	77	78.5

PASS RECEIVING					
	No.	Yds.	Avg.	LG	TD
Charles	70	693	9.9	71t	7
Bowe	57	673	11.8	34t	5
McCluster	53	511	9.6	43	2
Avery	40	596	14.9	51	2
McGrath	26	302	11.6	25	2
Fasano	23	200	8.7	20	3
Sherman	18	155	8.6	26	1
Hemingway	13	125	9.6	24	2
Davis	11	75	6.8	17	0
Jenkins	8	130	16.3	48	0
Gray	7	46	6.6	18	0
Brock	3	36	12.0	25	0
Hall	2	20	10.0	11	0
Gordon	1	3	3.0	3	0
Smith	1	-4	-4.0	-4	0
CHIEFS TOTALS	333	3561	10.7	71t	24
Opp. Total	334	4271	12.8	77	25

RUSHING					
	No.	Yds.	Avg.	LG	TD
Charles	259	1,287	5.0	46	12
Smith	76	431	5.7	26	1
Davis	70	242	3.5	20	4
Daniel	14	52	3.7	29	0
Gray	9	24	2.7	9	0
Avery	2	6	3.0	4	0
Jenkins	2	6	3.0	5	0
McCluster	8	5	0.6	5	0
Sherman	2	3	1.5	2	0
CHIEFS TOTALS	442	2056	4.7	46	17
Opp. Total	428	1923	4.5	61	9

TEAM LEADERS

Scoring: Ryan Succop 118 pts; 52 PATs, 22 FGs
INTs: Quintin Demps 4-61 yds.
Tackles: Derrick Johnson 107 (95 solo)
Sacks: Tamba Hall 11.0 (-78.5)
 Justin Houston 11.0 (-75.0)
Punting: Dustin Colquitt 87-4005 yds., 46.0 avg., 35 In 20, 65 LG
Punt Returns: Dexter McCluster 58-686 yds., 11.8 avg., 2 TDs
Kickoff Returns: Quintin Demps 33-992 yds., 30.1 avg., 1 TD

LEAGUE STANDINGS



AMERICAN FOOTBALL CONFERENCE

West Division				
	W	L	T	Pct.
Denver	13	3	0	.813
Kansas City†	11	5	0	.688
San Diego†	9	7	0	.563
Oakland	4	12	0	.250
North Division				
	W	L	T	Pct.
Cincinnati	11	5	0	.688
Pittsburgh	8	8	0	.500
Baltimore	8	8	0	.500
Cleveland	4	12	0	.250
East Division				
	W	L	T	Pct.
New England	12	4	0	.750
N.Y. Jets	8	8	0	.500
Miami	8	8	0	.500
Buffalo	6	10	0	.375
South Division				
	W	L	T	Pct.
Indianapolis	11	5	0	.688
Tennessee	7	9	0	.438
Jacksonville	4	12	0	.250
Houston	2	14	0	.125



NATIONAL FOOTBALL CONFERENCE

West Division				
	W	L	T	Pct.
Seattle	13	3	0	.813
San Francisco†	12	4	0	.750
Arizona	10	6	0	.625
St. Louis	7	9	0	.438
North Division				
	W	L	T	Pct.
Green Bay	8	7	1	.531
Chicago	8	8	0	.500
Detroit	7	9	0	.438
Minnesota	5	10	1	.344
East Division				
	W	L	T	Pct.
Philadelphia	10	6	0	.625
Dallas	8	8	0	.500
N.Y. Giants	7	9	0	.438
Washington	3	13	0	.188
South Division				
	W	L	T	Pct.
Carolina	12	4	0	.750
New Orleans†	11	5	0	.688
Atlanta	4	12	0	.250
Tampa Bay	4	12	0	.250

AFL Championship: Denver 26, New England 16

NFL Championship: Seattle 23, San Francisco 17

Super Bowl XLVIII: Seattle 43, Denver 8

REGULAR STARTERS

OFFENSE		DEFENSE	
WR	Dwayne Bowe	LE	Tyson Jackson
LT	Branden Albert	NT	Dontari Poe
LG	Jeff Allen	RE	Mike DeVito
C	Rodney Hudson	LOLB	Justin Houston
RG	Geoff Schwartz	LILB	Akeem Jordan
RT	Eric Fisher	RILB	Derrick Johnson
TE	Anthony Fasano	ROLB	Tamba Hall
WR	Dexter McCluster	LCB	Brandon Flowers
WR	Donnie Avery	RCB	Sean Smith
QB	Alex Smith	SS	Eric Berry
RB	Jamaal Charles	FS	Kendrick Lewis
		P	Dustin Colquitt

PRO BOWLERS IN BOLD

TEAM STATISTICS

	CHIEFS	OPP.
TOTAL FIRST DOWNS	323	303
Rushing	110	88
Passing	179	189
Penalty	34	26
3rd Down: Made/Att	74/213	78/229
3rd Down Pct.	34.7	34.1
4th Down: Made/Att	4/11	9/18
4th Down Pct.	36.4	50.0
TOTAL NET YARDS	5,396	5,885
Avg. Per Game	337.3	367.8
Total Plays	1,029	1,067
Avg. Per Play	5.2	5.5
NET YARDS RUSHING	2,056	1,923
Avg. Per Game	128.5	120.2
Total Rushes	442	428
NET YARDS PASSING	3,340	3,962
Avg. Per Game	208.8	247.6
Sacked/Yards Lost	41/221	47/309
Gross Yards	3,561	4,271
Att./Completions	546/333	592/334
Completion Pct.	61.0	56.4
Had Intercepted	8	21
PUNTS/AVERAGE	89/45.3	87/46.6
NET PUNTING AVG.	39.4	37.7
PENALTIES/YARDS	101/774	112/852
FUMBLES/BALL LOST	21/10	22/15
TOUCHDOWNS	52	34
Rushing/Passing	41	34
Defensive/Kicking Game	11	0
TIME OF POSSESSION	30:43	29:17

SCORE BY PERIODS	1	2	3	4	OT	Total
CHIEFS TOTAL	124	133	65	108	0	430
Opp. Total	51	106	91	54	3	305



2-14 • 4th AFC West • Romeo Crennel

Preseason (1-3)

8/10	W	27-17	ARIZONA	64,212
8/18	L	31-17	at St. Louis	53,272
8/24	L	44-14	SEATTLE	63,870
8/30	L	24-3	at Green Bay	67,999

Regular Season (2-14)

9/9	L	24-40	ATLANTA	71,180
9/16	L	17-35	at Buffalo	69,402
9/23	W	27-24 OT	at New Orleans	72,226
9/30	L	37-20	SAN DIEGO	69,979
10/7	L	9-6	BALTIMORE	68,803
10/14	L	38-10	at Tampa Bay	46,500
10/28	L	26-16	OAKLAND	74,730
11/1	L	31-13	at San Diego	55,831
11/12	L	16-13 OT	at Pittsburgh	57,644
11/18	L	28-6	CINCINNATI	63,336
11/25	L	17-9	DENVER	74,244
12/2	W	27-21	CAROLINA	62,860
12/9	L	30-7	at Cleveland	62,422
12/16	L	15-0	at Oakland	51,446
12/23	L	20-13	INDIANAPOLIS	62,938
12/30	L	38-3	at Denver	76,502

INDIVIDUAL STATISTICS

	Att.	Cmp.	PASSING			TD	Int	LG	Rating
			Yds.	Pct.	TD				
Cassel	277	161	1796	58.1	6	12	46	66.7	
Quinn	197	112	1141	56.9	2	8	57	60.1	
Hillis	1	0	0	0.0	0	0	0	39.6	
CHIEFS TOTALS	475	273	2937	57.5	8	20	57	63.8	
Opp. Total	464	279	3694	60.1	29	7	62t	99.9	

	No.	PASS RECEIVING		LG	TD
		Yds.	Avg.		
Bowe	59	801	13.6	47	3
McCluster	52	452	8.7	31	1
Charles	35	236	6.7	22	1
Moeaki	33	453	13.7	38	1
Draughn	24	158	6.6	23	0
Baldwin	20	325	16.3	57	1
Hillis	10	62	6.2	15	0
Copper	8	79	9.9	17	0
Breaston	7	74	10.6	24	0
Wylie	6	53	8.8	16	0
Newsome	5	73	16.6	28	0
Maneri	5	51	10.2	19	0
Boss	3	65	21.7	29	1
O'Connell	3	18	6.0	11	0
Gray	2	18	9.0	12	0
Eachus	1	19	19.0	19	0
CHIEFS TOTALS	273	2937	10.8	57	8
Opp. Total	279	3694	13.2	62t	29

	No.	RUSHING		LG	TD
		Yds.	Avg.		
Charles	285	1509	5.3	91t	5
Hillis	85	309	3.6	18	1
Draughn	59	233	3.9	25	2
Cassel	27	145	5.4	21	1
McCluster	12	70	5.8	19	0
Quinn	19	66	3.5	12	0
Gray	7	44	6.3	15	0
Eachus	5	18	3.6	7	0
Copper	1	1	1.0	1	0
CHIEFS TOTALS	500	2395	4.8	91t	9
Opp. Total	482	2171	4.5	47	11

TEAM LEADERS

Scoring: Ryan Succop 101 pts; 17 PATs; 28 FGs
INTs: Brandon Flowers 3-28 yds
Tackles: Derrick Johnson 125 (110 solo)
Sacks: Justin Houston 10.0 (-69.0 yds.)
Punting: Dustin Colquitt 83-3887 yds., 46.8 avg., 45 In 20, 71 LG
Punt Returns: Javier Arenas 34-303 yds., 8.9 avg., 0 TDs
Kickoff Returns: Shaun Draughn 23-537 yds., 23.3 avg., 0 TDs

LEAGUE STANDINGS



AMERICAN FOOTBALL CONFERENCE

West Division				
W	L	T	Pct.	
Denver	13	3	0	.813
San Diego	7	9	0	.438
Oakland	4	12	0	.250
Kansas City	2	14	0	.125
North Division				
W	L	T	Pct.	
Baltimore	10	6	0	.625
Cincinnati †	10	6	0	.625
Pittsburgh	8	8	0	.500
Cleveland	5	11	0	.313
East Division				
W	L	T	Pct.	
New England	12	4	0	.750
Miami	7	9	0	.438
N.Y. Jets	6	10	0	.375
Buffalo	6	10	0	.375
South Division				
W	L	T	Pct.	
Houston	12	4	0	.750
Indianapolis †	11	5	0	.688
Tennessee	6	10	0	.375
Jacksonville	2	14	0	.125



NATIONAL FOOTBALL CONFERENCE

West Division				
W	L	T	Pct.	
San Francisco	11	4	1	.719
Seattle †	11	5	0	.688
St. Louis	7	8	1	.469
Arizona	5	11	0	.313
North Division				
W	L	T	Pct.	
Green Bay	11	5	0	.688
Minnesota †	10	6	0	.625
Chicago	10	6	0	.625
Detroit	4	12	0	.250
East Division				
W	L	T	Pct.	
Washington	10	6	0	.625
N.Y. Giants	9	7	0	.563
Dallas	8	8	0	.500
Philadelphia	4	12	0	.250
South Division				
W	L	T	Pct.	
Atlanta	13	3	0	.813
Carolina	7	9	0	.438
New Orleans	7	9	0	.438
Tampa Bay	7	9	0	.438

AFL Championship: Baltimore 28, New England 13

NFL Championship: San Francisco 28, Atlanta 24

Super Bowl XLVII: Baltimore 34, San Francisco 31

REGULAR STARTERS

OFFENSE		DEFENSE	
WR	Dwayne Bowe	LE	Tyson Jackson
LT	Branden Albert	NT	Dontari Poe
LG	Jeff Allen	RE	Ropati Pitoitua
C	Ryan Lilja	LOLB	Justin Houston
RG	Jon Asamoah	LILB	Jovan Belcher
RT	Eric Winston	RILB	Derrick Johnson
TE	Tony Moeaki	ROLB	Tamba Hali
WR	Dexter McCluster	LCB	Brandon Flowers
QB	Matt Cassel	RCB	Javier Arenas
	Brady Quinn	SS	Eric Berry
TE	Steve Maneri	FS	Kendrick Lewis
RB	Jamaal Charles	P	Dustin Colquitt
K	Ryan Succop		

PRO BOWLERS IN BOLD

TEAM STATISTICS

	CHIEFS	OPP.
TOTAL FIRST DOWNS	286	301
Rushing	118	106
Passing	144	176
Penalty	24	19
3rd Down: Made/Att	70/212	79/202
3rd Down Pct.	33.0	39.1
4th Down: Made/Att	7/15	3/4
4th Down Pct.	46.7	75.0
TOTAL NET YARDS	5108	5704
Avg. Per Game	319.3	356.5
Total Plays	1015	973
Avg. Per Play	5.0	5.9
NET YARDS RUSHING	2395	2171
Avg. Per Game	149.7	135.7
Total Rushes	500	482
NET YARDS PASSING	2713	3533
Avg. Per Game	169.6	220.8
Sacked/Yards Lost	40/224	27/161
Gross Yards	2937	3694
Att./Completions	475/224	464/279
Completion Pct.	57.5	60.1
Had Intercepted	20	7
PUNTS/AVERAGE	83/46.8	74/46.8
NET PUNTING AVG.	40.8	39.0
PENALTIES/YARDS	92/733	81/670
FUMBLES/BALL LOST	26/17	19/6
TOUCHDOWNS	18	47
Rushing/Passing	9/8	11/29
Defensive/Kicking Game	1/0	7/0
TIME OF POSSESSION	30:02	29:58

SCORE BY PERIODS	1	2	3	4	OT	Total
CHIEFS TOTAL	42	54	43	69	3	211
Opp. Total	95	121	106	100	3	425



7-9 • 4th AFC West • Todd Haley (5-8), Romeo Crennel (2-1)**

Preseason (0-4)

8/12	L	0-25	TAMPA BAY	67,537
8/19	L	13-31	at Baltimore	70,690
8/26	L	10-14	ST. LOUIS	67,837
9/1	L	19-20	at Green Bay	67,555

Regular Season (7-9)

9/11	L	7-41	BUFFALO	68,755
9/18	L	3-48	at Detroit	60,040
9/25	L	17-20	at San Diego	62,236
10/2	W	22-17	MINNESOTA	72,931
10/9	W	28-24	at Indianapolis	65,088
10/23	W	28-0	at Oakland	57,361
10/31	W	23-20 OT	SAN DIEGO	72,733
11/6	L	3-31	MIAMI	72,263
11/13	L	10-17	DENVER	72,908
11/21	L	3-34	at New England	68,756
11/27	L	9-13	PITTSBURGH	72,173
12/4	W	10-3	at Chicago	61,973
12/11	L	10-37	at N.Y. Jets	79,088
12/18	W	19-14	GREEN BAY	74,093
12/24	L	13-16 OT	OAKLAND	70,803
1/1	W	7-3	at Denver	76,005

INDIVIDUAL STATISTICS

	Att.	Cmp.	PASSING Yds.	Pct.	TD	Int	LG	Rating
Cassel	269	160	1713	59.5	10	9	52t	76.6
Palko	134	80	796	59.7	2	7	38t	59.8
Orton	97	59	779	60.8	1	2	49	81.1
CHIEFS TOTALS	500	299	3288	59.8	13	18	52t	73.0
Opp. Total	454	257	3407	56.6	23	20	67t	79.1

	No.	PASS RECEIVING Yds.	Avg.	LG	TD
Bowe	81	1159	14.3	52	5
Breaston	61	785	12.9	43	2
McCluster	46	328	7.1	49	1
Pope	24	247	10.3	39	1
Baldwin	21	254	12.1	39	1
McClain	14	82	5.9	14	1
Colbert	9	89	9.9	19	0
Battle	9	68	7.6	24	0
Copper	8	114	14.3	43	0
O'Connell	7	52	7.4	15	0
Jones	5	43	8.6	27	0
Charles	5	9	1.8	9	1
Urban	4	35	8.8	24	1
Becht	3	26	8.7	16	0
Maneri	1	1	1.0	1	0
Cassel	1	-4	-4.0	-4	0
CHIEFS TOTALS	299	3288	11.0	52t	13
Opp. Total	257	3407	13.3	67t	23

	No.	RUSHING Yds.	Avg.	LG	TD
Battle	149	597	4.0	34	2
McCluster	114	516	4.5	32	1
Jones	153	478	3.1	26	0
Cassel	25	99	4.0	11	0
Charles	12	83	6.9	24	0
McClain	15	51	3.4	12	1
Breaston	1	25	25.0	25	0
Palko	5	15	3.0	12	0
Arenas	3	12	4.0	7	1
Bowe	1	12	12.0	12	0
Urban	1	7	7.0	7	0
Home	1	5	5.0	5	0
Orton	1	-4	-0.7	2	0
Colquitt	1	-3	-3.0	-3	0
CHIEFS TOTALS	487	1893	3.9	34	5
Opp. Total	508	2112	4.2	35	14

TEAM LEADERS

Scoring: Ryan Succop 92 pts; 20 PATs; 24 FGs
INTs: Brandon Flowers 4-95 yds.
 Brandon Carr 4-17 yds.
Tackles: Derrick Johnson 179 (131 solo)
Sacks: Tamba Hali 12.0 (-80.0 yds.)
Punting: Dustin Colquitt 89-4084 yds., 45.9 avg., 27 in 20, 68 LG
Punt Returns: Javier Arenas 32-410 yds., 12.8 avg., 0 TDs
Kickoff Returns: Dexter McCluster 25-557 yds., 22.3 avg., 0 TDs

LEAGUE STANDINGS



AMERICAN FOOTBALL CONFERENCE

West Division			
	W	L	T Pct.
Denver	8	8	0 .500
San Diego	8	8	0 .500
Oakland	8	8	0 .500
Kansas City	7	9	0 .438
North Division			
	W	L	T Pct.
Baltimore	12	4	0 .750
Pittsburgh †	12	4	0 .750
Cincinnati †	9	7	0 .562
Cleveland	4	12	0 .250
East Division			
	W	L	T Pct.
New England	13	3	0 .812
N.Y. Jets	8	8	0 .500
Miami	6	10	0 .375
Buffalo	6	10	0 .375
South Division			
	W	L	T Pct.
Houston	10	6	0 .625
Tennessee	9	7	0 .562
Jacksonville	5	11	0 .312
Indianapolis	2	14	0 .125



NATIONAL FOOTBALL CONFERENCE

West Division			
	W	L	T Pct.
San Francisco	13	3	0 .812
Arizona	8	8	0 .500
Seattle	7	9	0 .438
St. Louis	2	14	0 .125
North Division			
	W	L	T Pct.
Green Bay	15	1	0 .938
Detroit †	10	6	0 .625
Chicago	8	8	0 .500
Minnesota	3	13	0 .188
East Division			
	W	L	T Pct.
N.Y. Giants	9	7	0 .562
Philadelphia	8	8	0 .500
Dallas	8	8	0 .500
Washington	5	11	0 .312
South Division			
	W	L	T Pct.
New Orleans	13	3	0 .812
Atlanta †	10	6	0 .625
Carolina	6	10	0 .375
Tampa Bay	4	12	0 .250

AFL Championship: New England 23, Baltimore 20

NFL Championship: N.Y. Giants 20, San Francisco 17

Super Bowl XLVI: N.Y. Giants 21, New England 17

REGULAR STARTERS

OFFENSE		DEFENSE	
WR	Dwayne Bowe	LE	Tyson Jackson
LT	Branden Albert	NT	Kelly Gregg
LG	Ryan Lilja	RE	Glenn Dorsey
C	Casey Wiegmann	LOLB	Justin Houston
RT	Jon Asamoah		Andy Studebaker
RG	Barry Richardson	LILB	Jovan Belcher
TE	Leonard Pope	RILB	Derrick Johnson
WR	Steve Breaston	ROLB	Tamba Hali
QB	Matt Cassel	LCB	Brandon Flowers
FB	Le'Ron McClain	RCB	Brandon Carr
RB	Jackie Battle	SS	Jon McGraw
	Thomas Jones	FS	Kendrick Lewis
K	Ryan Succop	P	Dustin Colquitt

PRO BOWLERS IN BOLD

TEAM STATISTICS

	CHIEFS	OPP.
TOTAL FIRST DOWNS	277	291
Rushing	89	96
Passing	163	169
Penalty	25	26
3rd Down: Made/Att	81/225	72/210
3rd Down Pct.	36.0	34.3
4th Down: Made/Att	7/17	7/16
4th Down Pct.	41.2	43.8
TOTAL NET YARDS	4973	5333
Avg. Per Game	310.8	333.3
Total Plays	1021	991
Avg. Per Play	4.9	5.4
NET YARDS RUSHING	1893	2112
Avg. Per Game	118.3	132.0
Total Rushes	487	508
NET YARDS PASSING	3080	3221
Avg. Per Game	192.5	201.3
Sacked/Yards Lost	34/208	29/186
Gross Yards	3288	3407
Att./Completions	500/299	454/257
Completion Pct.	59.8	56.6
Had Intercepted	18	20
PUNTS/AVERAGE	89/45.9	83/47.6
NET PUNTING AVG.	89/40.1	83/39.7
PENALTIES/YARDS	110/916	108/834
FUMBLES/BALL LOST	17/10	18/6
TOUCHDOWNS	20	38
Rushing/Passing	5/13	14/23
Defensive/Kicking Game	2/0	0/1
TIME OF POSSESSION	29:10	30:50

SCORE BY PERIODS	1	2	3	4	OT	Total
CHIEFS TOTAL	58	40	43	68	3	212
Opp. Total	59	106	95	75	3	338



Preseason (1-3)		
8/13	L	10-20 at Atlanta 65,726
8/21	L	15-20 at Tampa Bay 41,386
8/27	L	17-20 PHILADELPHIA 64,809
9/2	W	17-13 GREEN BAY 63,843
Regular Season (10-6)		
9/13	W	21-14 SAN DIEGO (Mon) (N) 71,297
9/19	W	16-14 at Cleveland 65,377
9/26	W	31-10 SAN FRANCISCO 68,188
10/10	L	9-19 at Indianapolis 66,869
10/17	L	31-35 at Houston 70,926
10/24	W	42-20 JACKSONVILLE 69,105
10/31	W	13-10 OT BUFFALO 66,625
11/7	L	20-23 OT at Oakland 61,075
11/14	L	29-49 at Denver 75,334
11/21	W	31-13 ARIZONA 66,247
11/28	W	42-24 at Seattle 66,370
12/5	W	10-6 DENVER 67,267
12/12	L	0-31 at San Diego 66,780
12/19	W	27-13 at St. Louis 55,669
12/26	W	34-14 TENNESSEE 65,606
1/2	L	10-31 OAKLAND 67,045
AFC Wild Card Playoff Game		
1/9	L	7-30 BALTIMORE 72,190

INDIVIDUAL STATISTICS

	Att.	Cmp.	PASSING			Int	LG	Rating
			Yds.	Pct.	TD			
Cassel	450	262	3116	58.2	27	7	75t	93.0
Croyle	19	8	38	42.1	0	1	16	27.7
Palko	6	4	35	66.7	0	0	18	81.9
CHIEFS TOTALS . . .	475	274	3189	57.7	27	8	75t	90.1
Opp. Total	581	319	3777	54.9	23	14	87t	78.1

	No.	PASS RECEIVING		LG	TD
		Yds.	Avg.		
Bowe	72	1162	16.1	75	15
Moeaki	47	556	11.8	34	3
Charles	45	468	10.4	31	3
Chambers	22	213	9.7	26	1
McCluster	21	209	10.0	31	1
Copper	18	157	8.7	20	0
Jones	14	122	8.7	20	0
Pope	10	76	7.6	14	2
Castille	10	43	4.3	14	0
Tucker	6	114	19.0	38	1
Cox	4	27	6.8	13	0
O'Connell	3	31	10.3	18	0
Battle	1	9	9.0	9	0
Vrabel	1	2	2.0	2	1
CHIEFS TOTALS . . .	274	3189	11.6	75t	27
Opp. Total	319	3777	11.8	87t	23

	No.	RUSHING		LG	TD
		Yds.	Avg.		
Charles	230	1467	6.4	80	5
Jones	245	896	3.7	70	6
Cassel	33	125	3.8	23	0
McCluster	18	71	3.9	20	0
Battle	20	50	2.5	7	1
Arenas	1	5	5.0	5	0
Palko	2	5	2.5	6	0
Bowe	1	4	4.0	4	0
Castille	5	3	0.6	3	0
Smith	1	1	1.0	1	1
CHIEFS TOTALS . . .	556	2627	4.7	80	13
Opp. Total	408	1764	4.3	38t	11

TEAM LEADERS

Scoring: Ryan Succop 102 pts; 42 PATs; 20 FGs
INTs: Eric Berry 4-102 yds.
Tackles: Derrick Johnson 147 (107 solo)
Sacks: Tamba Hall 14.5 (-91.5 yds.)
Punting: Dustin Colquitt 88-3908 yds., 44.4 avg., 33 In 20, 72 LG
Punt Returns: Javier Arenas 39-322 yds., 8.3 avg., 0 TDs
Kickoff Returns: Dexter McCluster 26-527 yds., 20.3 avg., 0 TDs

LEAGUE STANDINGS



AMERICAN FOOTBALL CONFERENCE

West Division				
	W	L	T	Pct.
Kansas City	10	6	0	.625
San Diego	9	7	0	.563
Oakland	8	8	0	.500
Denver	4	12	0	.250
North Division				
	W	L	T	Pct.
Pittsburgh	12	4	0	.750
Baltimore †	12	4	0	.750
Cleveland	5	11	0	.313
Cincinnati	4	12	0	.250
East Division				
	W	L	T	Pct.
New England	14	2	0	.875
N.Y. Jets †	11	5	0	.688
Miami	7	9	0	.438
Buffalo	4	12	0	.250
South Division				
	W	L	T	Pct.
Indianapolis	10	6	0	.625
Jacksonville	8	8	0	.500
Houston	6	10	0	.375
Tennessee	6	10	0	.375



NATIONAL FOOTBALL CONFERENCE

West Division				
	W	L	T	Pct.
Seattle	7	9	0	.438
St. Louis	7	9	0	.438
San Francisco	6	10	0	.375
Arizona	5	11	0	.313
North Division				
	W	L	T	Pct.
Chicago	11	5	0	.688
Green Bay †	10	6	0	.625
Detroit	6	10	0	.375
Minnesota	6	10	0	.375
East Division				
	W	L	T	Pct.
Philadelphia	10	6	0	.625
N.Y. Giants	10	6	0	.625
Dallas	6	10	0	.375
Washington	6	10	0	.375
South Division				
	W	L	T	Pct.
Atlanta	13	3	0	.813
New Orleans †	11	5	0	.688
Tampa Bay	10	6	0	.625
Carolina	2	14	0	.125

AFL Championship: Pittsburgh 24, N.Y. Jets 19

NFL Championship: Green Bay 21, Chicago 14

Super Bowl XLV: Green Bay 31, Pittsburgh 25

REGULAR STARTERS

OFFENSE		DEFENSE	
WR	Dwayne Bowe	LE	Shaun Smith
LT	Branden Albert		Tyson Jackson
LG	Brian Waters	NT	Ron Edwards
C	Casey Wiegmann	RE	Glenn Dorsey
RG	Ryan Lilja	LOLB	Mike Vrabel
RT	Barry Richardson	LILB	Jovan Belcher
TE	Tony Moeaki	RILB	Derrick Johnson
	Leonard Pope	ROLB	Tamba Hall
WR	Chris Chambers	LCB	Brandon Flowers
QB	Matt Cassel	RCB	Brandon Carr
FB	Mike Cox	SS	Eric Berry
RB	Thomas Jones	FS	Kendrick Lewis
	Jamaal Charles	P	Dustin Colquitt
K	Ryan Succop		

PRO BOWLERS IN BOLD

TEAM STATISTICS

	CHIEFS	OPP.
TOTAL FIRST DOWNS	319	293
Rushing	129	88
Passing	167	186
Penalty	23	19
3rd Down: Made/Att	83/226	84/223
3rd Down Pct.	36.7	37.7
4th Down: Made/Att	10/23	7/20
4th Down Pct.	43.5	35.0
TOTAL NET YARDS	5595	5283
Avg. Per Game	349.7	330.2
Total Plays	1063	1028
Avg. Per Play	5.3	5.1
NET YARDS RUSHING	2627	1764
Avg. Per Game	164.2	110.3
Total Rushes	556	408
NET YARDS PASSING	2968	3519
Avg. Per Game	185.5	219.9
Sacked/Yards Lost	32/221	39/258
Gross Yards	3189	3777
Att./Completions	475/274	581/319
Completion Pct.	57.7	54.9
Had Intercepted	8	14
PUNTS/AVERAGE	90/43.8	89/45.2
NET PUNTING AVG.	90/37.3	89/36.4
PENALTIES/YARDS	90/771	111/922
FUMBLES/BALL LOST	15/6	23/9
TOUCHDOWNS	44	38
Rushing/Passing	40	34
Defensive/Kicking Game	4	4
TIME OF POSSESSION	31:04	28:56

SCORE BY PERIODS	1	2	3	4	OT	Total
CHIEFS TOTAL	55	137	77	94	3	366
Opp. Total	57	88	72	106	3	326



4-12 • 4th AFC West • Todd Haley

Preseason (0-4)

8/15	L	10-16	HOUSTON	64,781
8/21	L	13-17	at Minnesota	62,782
8/29	L	10-14	SEATTLE	66,553
9/3	L	9-17	at St. Louis	46,616

Regular Season (4-12)

9/13	L	24-38	at Baltimore	71,099
9/20	L	10-13	OAKLAND	69,169
9/27	L	14-34	at Philadelphia	69,144
10/4	L	16-27	N.Y. GIANTS	69,238
10/11	L	20-26 OT	DALLAS	71,214
10/18	W	14-6	at Washington	79,572
10/25	L	7-37	SAN DIEGO	69,337
11/8	L	21-24	at Jacksonville	45,546
11/15	W	16-10	at Oakland	40,720
11/22	W	27-24 OT	PITTSBURGH	70,261
11/29	L	14-43	at San Diego	65,280
12/6	L	13-44	DENVER	68,912
12/13	L	10-16	BUFFALO	68,668
12/20	L	34-41	CLEVELAND	53,315
12/27	L	10-17	at Cincinnati	64,333
1/3	W	44-24	at Denver	73,725

INDIVIDUAL STATISTICS

	Att.	Cmp.	PASSING			TD	Int	LG	Rating
			Yds.	Pct.					
Cassel	493	271	2924	55.0	16	16	61	69.9	
Croyle	40	23	230	57.5	2	0	50	90.6	
Bradley	1	1	26	100.0	0	0	26	118.8	
Castille	1	0	0	0.0	0	1	---	0.0	
Gutierrez	1	1	3	100.0	0	0	3	79.2	
CHIEFS TOTALS	536	296	3183	55.2	18	17	61	70.8	
Opp. Total	509	302	3844	59.3	25	15	64t	87.1	

	No.	PASS RECEIVING			LG	TD
		Yds.	Avg.			
Bowe	47	589	12.5	41	4	
Charles	40	297	7.4	49	1	
Chambers	36	608	16.9	61	4	
Wade	36	367	10.2	25	2	
Bradley	24	320	13.3	50	2	
Long	20	178	8.9	30	0	
Pope	20	174	8.7	29	1	
Ryan	14	135	9.6	43	2	
L. Johnson	12	76	6.3	22	0	
Cox	10	79	7.9	19	0	
Cottam	9	120	13.3	26	0	
Savage	7	51	7.3	12	0	
Ingram	5	61	12.2	18	0	
Copper	4	68	17.0	50	0	
Castille	4	37	9.3	20t	1	
Ko. Smith	2	9	4.5	5	0	
O'Connell	2	7	3.5	4	0	
Battle	2	-3	-1.5	3	0	
Lawrence	1	9	9.0	9	0	
Vrabel	1	1	1.0	1t	1	
CHIEFS TOTALS	296	3183	10.8	61	18	
Opp. Total	302	3844	12.7	64t	25	

	No.	RUSHING			LG	TD
		Yds.	Avg.			
Charles	190	1120	5.9	76t	7	
L. Johnson	132	377	2.9	19	0	
Cassel	50	189	3.8	13	0	
Castille	14	55	3.9	16	0	
Savage	10	45	4.5	11	0	
Lawrence	2	42	21.0	26	0	
Ko. Smith	15	33	2.2	12	0	
Battle	7	21	3.0	12	0	
Bradley	2	20	10.0	22	0	
Wade	3	11	3.7	8	0	
J. Williams	6	6	1.0	5	0	
Cox	3	5	1.7	2	1	
McGraw	1	4	4.0	4	0	
Thigpen	1	2	2.0	2	0	
Colquitt	1	0	0.0	0	0	
Long	1	-1	-1.0	-1	0	
CHIEFS TOTALS	438	1929	4.4	76t	8	
Opp. Total	531	2504	4.7	78	18	

TEAM LEADERS

Scoring: Ryan Succop 104 pts; 29 PATs; 25 FGs
 INTs: Brandon Flowers 5-38 yds.
 Tackles: Demorrio Williams 142 (90 solo)
 Sacks: Tamba Hali 8.5 (-45.5 yds.)
 Punting: Dustin Colquitt 96-4361 yds., 45.4 avg., 41 in 20, 70 LG
 Punt Returns: Bobby Wade 21-160 yds., 7.6 avg., 0 TDs
 Kickoff Returns: Jamaal Charles 36-925 yds., 25.7 avg., 1 TD

LEAGUE STANDINGS



AMERICAN FOOTBALL CONFERENCE

	West Division			Pct.
	W	L	T	
San Diego	13	3	0	.813
Denver	8	8	0	.500
Oakland	5	11	0	.313
Kansas City	4	12	0	.250

	North Division			Pct.
	W	L	T	
Cincinnati	10	6	0	.625
Baltimore †	9	7	0	.563
Pittsburgh	9	7	0	.563
Cleveland	5	11	0	.313

	East Division			Pct.
	W	L	T	
New England	10	6	0	.625
N.Y. Jets †	9	7	0	.563
Miami	7	9	0	.438
Buffalo	6	10	0	.375

	South Division			Pct.
	W	L	T	
Indianapolis	14	2	0	.875
Houston	9	7	0	.563
Tennessee	8	8	0	.500
Jacksonville	7	9	0	.438



NATIONAL FOOTBALL CONFERENCE

	West Division			Pct.
	W	L	T	
Arizona	10	6	0	.625
San Francisco	8	8	0	.500
Seattle	5	11	0	.313
St. Louis	1	15	0	.063

	North Division			Pct.
	W	L	T	
Minnesota	12	4	0	.750
Green Bay †	11	5	0	.688
Chicago	7	9	0	.438
Detroit	2	14	0	.125

	East Division			Pct.
	W	L	T	
Dallas	11	5	0	.688
Philadelphia †	11	5	0	.688
N.Y. Giants	8	8	0	.500
Washington	4	12	0	.250

	South Division			Pct.
	W	L	T	
New Orleans	13	3	0	.813
Atlanta	9	7	0	.563
Carolina	8	8	0	.500
Tampa Bay	3	13	0	.188

AFL Championship: Indianapolis 30, N.Y. Jets 17
 NFL Championship: New Orleans 31, Minnesota 28 (OT)
 Super Bowl XLIV: New Orleans 31, Indianapolis 17

REGULAR STARTERS

OFFENSE		DEFENSE	
WR	Dwayne Bowe	LE	Tyson Jackson
LT	Branden Albert	NT	Ron Edwards
LG	Brian Waters	RE	Glenn Dorsey
C	Rudy Niswanger	LOLB	Mike Vrabel
RG	Mike Goff	LILB	Demorrio Williams
	Wade Smith	RILB	Corey Mays
RT	Ryan O'Callaghan	ROLB	Tamba Hali
TE	Sean Ryan	LCB	Brandon Flowers
	Leonard Pope	RCB	Brandon Carr
WR	Mark Bradley	SS	Mike Brown
	Chris Chambers	FS	Jarrad Page
QB	Matt Cassel		Jon McGraw
FB	Mike Cox	P	Dustin Colquitt
RB	Jamaal Charles		
	Larry Johnson		
K	Ryan Succop		

PRO BOWLERS IN BOLD

	CHIEFS	OPP.
TOTAL FIRST DOWNS	256	318
Rushing	91	122
Passing	139	178
Penalty	26	18
3rd Down: Made/Att	62/227	85/223
3rd Down Pct.	.273	.381
4th Down: Made/Att	14/29	6/11
4th Down Pct.	.483	54.5
TOTAL NET YARDS	4851	6211
Avg. Per Game	303.2	388.2
Total Plays	1019	1062
Avg. Per Play	4.8	5.8
NET YARDS RUSHING	1929	2504
Avg. Per Game	120.6	156.5
Total Rushes	438	531
NET YARDS PASSING	2922	3707
Avg. Per Game	182.6	231.7
Sacked/Yards Lost	45/261	22/137
Gross Yards	3183	3844
Att./Completions	536/296	509/302
Completion Pct.	55.2	59.3
Had Intercepted	17	15
PUNTS/AVERAGE	97/45.0	79/44.1
NET PUNTING AVG.	97/40.8	79/39.4
PENALTIES/YARDS	84/667	106/821
FUMBLES/BALL LOST	31/10	23/13
TOUCHDOWNS	31	48
Rushing/Passing	8/18	18/25
Defensive/Kicking Game	5	5
TIME OF POSSESSION	27:37	32:23

SCORE BY PERIODS	1	2	3	4	OT	Total
CHIEFS TOTAL	29	83	61	118	3	294
Opp. Total	93	110	100	115	6	424



2-14 • 4th AFC West • Herm Edwards

Preseason (2-2)

8/7	W	24-20	at Chicago	60,751
8/16	L	17-27	ARIZONA	70,203
8/23	L	0-24	at Miami	60,189
8/28	W	21-17	ST. LOUIS	65,686

Regular Season (2-14)

9/7	L	10-17	at New England	68,756
9/14	L	8-23	OAKLAND	74,480
9/21	L	14-38	at Atlanta	62,434
9/28	W	33-19	DENVER	74,623
10/5	L	0-34	at Carolina	72,319
10/19	L	10-34	TENNESSEE	74,200
10/26	L	24-28	at N.Y. Jets	78,037
11/2	L	27-30 OT	TAMPA BAY	74,045
11/9	L	19-20	at San Diego	67,510
11/16	L	20-30	NEW ORLEANS	74,159
11/23	L	31-54	BUFFALO	73,584
11/30	W	20-13	at Oakland	61,379
12/7	L	17-24	at Denver	75,187
12/14	L	21-22	SAN DIEGO	73,842
12/21	L	31-38	MIAMI	73,689
12/28	L	6-16	at Cincinnati	63,984

INDIVIDUAL STATISTICS

	Att.	Cmp.	PASSING			TD	Int	LG	Rating
			Yds.	Pct.	18				
Thigpen	420	230	2608	54.8	18	12	75	76.0	
Huard	81	50	477	61.7	2	4	68	65.7	
Croyle	29	20	151	69.0	0	0	22	81.3	
Gray	8	7	76	87.5	1	0	26	145.8	
Bradley	1	1	37	100.0	1	0	37t	158.3	
Hagans	1	1	5	100.0	0	0	5	87.5	
L. Johnson	1	1	4	100.0	1	0	4t	122.9	
CHIEFS TOTALS	541	310	3358	57.3	23	16	75	77.5	
Opp. Total	522	348	3810	66.7	21	13	70t	91.1	

PASS RECEIVING

	No.	Yds.	Avg.	LG	TD
Gonzalez	96	1058	11.0	35	10
Bowe	86	1022	11.9	36	7
Bradley	30	380	12.7	56	3
Charles	27	272	10.1	75	1
Darling	17	247	14.5	68	1
L. Johnson	12	74	6.2	20	0
K. Smith	10	52	5.2	8	0
Cox	8	19	2.4	5	0
Franklin	7	83	11.9	42	0
Cottam	7	63	9.0	19	0
Webb	5	46	9.2	15	0
Savage	2	0	0.0	2	0
Thigpen	1	37	37.0	37t	1
Hagans	1	7	7.0	7	0
Battle	1	-2	-2.0	-2	0
CHIEFS TOTALS	310	3358	10.8	75	23
Opp. Total	348	3810	10.9	70t	21

RUSHING

	No.	Yds.	Avg.	LG	TD
L. Johnson	193	874	4.5	65	5
Thigpen	62	386	6.2	32	3
Charles	67	357	5.3	30	0
K. Smith	35	100	2.9	19	1
Savage	15	53	3.5	11	0
Gray	1	27	27.0	27	0
Huard	4	13	3.3	15	0
Hagans	1	2	2.0	2	0
Cox	1	-2	-2.0	-2	0
CHIEFS TOTALS	379	1810	4.8	65	9
Opp. Total	509	2543	5.0	80t	25

TEAM LEADERS

Scoring: Tony Gonzalez 60 pts: 10 TDs (0 rush, 10 rec.)
INTs: Jarrad Page 4-2 yds.
Tackles: Bernard Pollard 98 (84 solo)
Sacks: Tamba Hali 3.0 (-23.0 yds.)
Punting: Dustin Colquitt 70-3110 yds., 44.4 avg., 27 In 20, 73 LG
Punt Returns: Kevin Robinson 11-94 yds., 8.5 avg., 0 TDs
Kickoff Returns: Dantrell Savage 26-633 yds., 24.3 avg., 0 TDs

LEAGUE STANDINGS



AMERICAN FOOTBALL CONFERENCE

West Division				
	W	L	T	Pct.
San Diego	8	8	0	.500
Denver	8	8	0	.500
Oakland	5	11	0	.313
Kansas City	2	14	0	.125
North Division				
	W	L	T	Pct.
Pittsburgh	12	4	0	.750
Baltimore †	11	5	0	.688
Cincinnati	4	11	1	.281
Cleveland	4	12	0	.250
East Division				
	W	L	T	Pct.
Miami	11	5	0	.688
New England	11	5	0	.688
N.Y. Jets	9	7	0	.563
Buffalo	7	9	0	.438
South Division				
	W	L	T	Pct.
Tennessee	13	3	0	.813
Indianapolis †	12	4	0	.750
Houston	8	8	0	.500
Jacksonville	5	11	0	.313



NATIONAL FOOTBALL CONFERENCE

West Division				
	W	L	T	Pct.
Arizona	9	7	0	.563
San Francisco	7	9	0	.438
Seattle	4	12	0	.250
St. Louis	2	14	0	.125
North Division				
	W	L	T	Pct.
Minnesota	10	6	0	.625
Chicago	9	7	0	.563
Green Bay	6	10	0	.375
Detroit	0	16	0	.000
East Division				
	W	L	T	Pct.
N.Y. Giants	12	4	0	.750
Philadelphia †	9	6	1	.594
Dallas	9	7	0	.563
Washington	8	8	0	.500
South Division				
	W	L	T	Pct.
Carolina	12	4	0	.750
Atlanta †	11	5	0	.688
Tampa Bay	9	7	0	.563
New Orleans	8	8	0	.500

AFL Championship: Pittsburgh 23, Baltimore 14

NFL Championship: Arizona 32, Philadelphia 25

Super Bowl XLIII: Pittsburgh 27, Arizona 23

REGULAR STARTERS

OFFENSE		DEFENSE	
WR	Dwayne Bowe	LE	Turk McBride
LT	Branden Albert		Tamba Hali
LG	Brian Waters	LT	Tank Tyler
C	Rudy Niswanger	RT	Glenn Dorsey
RG	Adrian Jones	RE	Tamba Hali
RT	Damion McIntosh		Turk McBride
TE	Tony Gonzalez	LOLB	Demorris Williams
WR	Mark Bradley	MLB	Pat Thomas
	Devard Darling	ROLB	Derrick Johnson
QB	Tyler Thigpen	LCB	Brandon Carr
FB	Mike Cox	RCB	Brandon Flowers
RB	Larry Johnson	SS	Bernard Pollard
K	Connor Barth	FS	Jarrad Page
	Nick Novak	P	Dustin Colquitt

PRO BOWLERS IN BOLD

TEAM STATISTICS

	CHIEFS	OPP.
TOTAL FIRST DOWNS	273	344
Rushing	94	133
Passing	161	195
Penalty	18	16
3rd Down: Made/Att	82/214	100/211
3rd Down Pct.	38.3	47.4
4th Down: Made/Att	7/18	6/14
4th Down Pct.	38.9	42.9
TOTAL NET YARDS	4939	6291
Avg. Per Game	308.7	393.2
Total Plays	957	1041
Avg. Per Play	5.2	6.0
NET YARDS RUSHING	1810	2543
Avg. Per Game	113.1	158.9
Total Rushes	379	509
NET YARDS PASSING	3129	3748
Avg. Per Game	195.6	234.3
Sacked/Yards Lost	37/229	10/62
Gross Yards	3358	3810
Att./Completions	541/310	522/348
Completion Pct.	57.3	66.7
Had Intercepted	16	13
PUNTS/AVERAGE	82/44.2	50/43.9
NET PUNTING AVG.	82/37.5	50/37.3
PENALTIES/YARDS	78/645	81/588
FUMBLES/BALL LOST	20/8	30/16
TOUCHDOWNS	35	49
Rushing/Passing	9/23	25/21
Defensive/Kicking Game	3	3
TIME OF POSSESSION	27:56	32:04

SCORE BY PERIODS	1	2	3	4	OT	Total
CHIEFS TOTAL	68	102	33	88	0	291
Opp. Total	77	141	106	113	3	440



4-12 • 3rd AFC West • Herm Edwards

Preseason (0-4)		
8/11	L	12-16 at Cleveland 70,067
8/16	L	10-11 MIAMI 70,217
8/23	L	7-30 NEW ORLEANS 72,283
8/30	L	3-10 at St. Louis 64,958
Regular Season (4-12)		
9/9	L	3-20 at Houston 70,080
9/16	L	10-20 at Chicago 62,095
9/23	W	13-10 MINNESOTA 78,038
9/30	W	30-16 at San Diego 65,175
10/7	L	7-17 JACKSONVILLE 76,917
10/14	W	27-20 CINCINNATI 76,846
10/21	W	12-10 at Oakland 62,240
11/4	L	22-33 GREEN BAY 78,988
11/11	L	11-27 DENVER 77,368
11/18	L	10-13 at Indianapolis 57,294
11/25	L	17-20 OAKLAND 76,210
12/2	L	10-24 SAN DIEGO 74,874
12/9	L	7-41 at Denver 75,895
12/16	L	17-26 TENNESSEE 74,976
12/23	L	20-25 at Detroit 59,938
12/30	L	10-13 OT at N.Y. Jets 76,737

INDIVIDUAL STATISTICS

	Att.	Cmp.	PASSING Yds.	Pct.	TD	Int	LG	Rating
Huard	332	206	2257	62.0	11	13	58	76.8
Croyle	224	127	1227	56.7	6	6	35	69.9
Thigpen	6	2	41	33.3	0	1	22	18.8
L. Johnson	1	0	0	0.0	0	0	0	39.6
CHIEFS TOTALS . . .	563	335	3525	59.5	17	20	58	73.0
Opp. Total	462	276	3274	59.7	17	14	77t	81.0

	No.	PASS RECEIVING Yds.	Avg.	LG	TD
Gonzalez	99	1172	11.8	31	5
Bowe	70	995	14.2	58	5
L. Johnson	30	186	6.2	30t	1
Webb	28	313	11.2	32	1
Parker	24	298	12.4	24	2
Wilson	24	180	7.5	31	1
Ko. Smith	22	148	6.7	17	0
Kennison	13	101	7.8	18	0
Bennett	10	47	4.7	9	0
Holmes	5	17	3.4	8	0
G. Harris	3	38	12.7	19	0
Grigsby	2	14	7.0	9	0
Dunn	2	9	4.5	8	0
Allen	2	3	1.5	2t	2
Battle	1	4	4.0	4	0
CHIEFS TOTALS . . .	335	3525	10.5	58	17
Opp. Total	276	3274	11.9	77t	17

	No.	RUSHING Yds.	Avg.	LG	TD
L. Johnson	158	559	3.5	54	3
Ko. Smith	112	407	3.6	19	2
Holmes	46	137	3.0	11	0
Bennett	20	52	2.6	12	0
Battle	14	47	3.4	6	1
Croyle	7	8	2.6	6	0
G. Harris	9	9	1.0	4	0
Wilson	3	7	2.3	5	0
Kennison	1	5	5.0	5	0
Webb	1	5	5.0	5	0
McGraw	1	4	4.0	4	0
Parker	1	2	2.0	2	0
Huard	9	-1	-0.1	2	0
Drummond	1	-3	-3.0	-3	0
CHIEFS TOTALS . . .	383	1248	3.3	54	6
Opp. Total	481	2089	4.3	53	11

TEAM LEADERS

Scoring: Dave Rayner 59 pts: 14 PATs, 15 FGs
INTs: Jarrad Page 3-37 yds.
Tackles: Napoleon Harris 123 (97 solo)
Sacks: Jared Allen 15.5 (-111.0 yds.)
Punting: Dustin Colquitt 95-4322 yds., 45.5 avg., 27 In 20, 81 LG
Punt Returns: Eddie Drummond 32-222 yds., 6.9 avg., 0 TDs
Kickoff Returns: Eddie Drummond 37-785 yds., 21.2 avg., 0 TDs

LEAGUE STANDINGS



AMERICAN FOOTBALL CONFERENCE

West Division				
	W	L	T	Pct.
San Diego	11	5	0	.688
Denver	7	9	0	.438
Kansas City	4	12	0	.250
Oakland	4	12	0	.250
North Division				
	W	L	T	Pct.
Pittsburgh	10	6	0	.625
Cleveland	10	6	0	.625
Cincinnati	7	9	0	.438
Baltimore	5	11	0	.313
East Division				
	W	L	T	Pct.
New England	16	0	0	1.000
Buffalo	7	9	0	.438
N.Y. Jets	4	12	0	.250
Miami	1	15	0	.063
South Division				
	W	L	T	Pct.
Indianapolis	13	3	0	.813
Jacksonville †	11	5	0	.688
Tennessee †	10	6	0	.625
Houston	8	8	0	.500



NATIONAL FOOTBALL CONFERENCE

West Division				
	W	L	T	Pct.
Seattle	10	6	0	.625
Arizona	8	8	0	.500
San Francisco	5	11	0	.313
St. Louis	3	13	0	.188
North Division				
	W	L	T	Pct.
Green Bay	13	3	0	.813
Minnesota	8	8	0	.500
Detroit	7	9	0	.438
Chicago	7	9	0	.438
East Division				
	W	L	T	Pct.
Dallas	13	3	0	.813
N.Y. Giants †	10	6	0	.625
Washington †	9	7	0	.563
Philadelphia	8	8	0	.500
South Division				
	W	L	T	Pct.
Tampa Bay	9	7	0	.563
Carolina	7	9	0	.438
New Orleans	7	9	0	.438
Atlanta	4	12	0	.250

AFL Championship: New England 21, San Diego 12

NFL Championship: N.Y. Giants 23, Green Bay 20

Super Bowl XLII: N.Y. Giants 17, New England 14

REGULAR STARTERS

OFFENSE		DEFENSE	
WR	Eddie Kennison	LE	Tamba Hali
	Samie Parker	LT	Ron Edwards
LT	Damion McIntosh	RT	Alfonso Boone
LG	Brian Waters	RE	Jared Allen
C	Casey Wiegmann	LOLB	Derrick Johnson
RG	John Welbourn	MLB	Napoleon Harris
RT	Chris Terry	ROLB	Donnie Edwards
TE	Tony Gonzalez	LCB	Ty Law
WR	Dwayne Bowe	RCB	Patrick Surtain
QB	Damon Huard	SS	Bernard Pollard
	Brodie Croyle	FS	Jarrad Page
FB	Kris Wilson	P	Dustin Colquitt
RB	Larry Johnson		
	Kolby Smith		
K	Dave Rayner		

PRO BOWLERS IN BOLD

TEAM STATISTICS

	CHIEFS	OPP.
TOTAL FIRST DOWNS	255	278
Rushing	66	104
Passing	171	156
Penalty	18	18
3rd Down: Made/Att	79/232	65/208
3rd Down Pct.	34.1	31.3
4th Down: Made/Att	13/18	2/11
4th Down Pct.	72.2	18.2
TOTAL NET YARDS	4429	5111
Avg. Per Game	276.8	319.4
Total Plays	1001	980
Avg. Per Play	4.4	5.2
NET YARDS RUSHING	1248	2089
Avg. Per Game	78.0	130.6
Total Rushes	383	481
NET YARDS PASSING	3181	3022
Avg. Per Game	198.8	188.9
Sacked/Yards Lost	55/344	37/252
Gross Yards	3525	3274
Att./Completions	563/335	462/276
Completion Pct.	59.5	59.7
Had Intercepted	20	14
PUNTS/AVERAGE	96/45.0	84/44.8
NET PUNTING AVG.	96/39.1	84/39.5
PENALTIES/YARDS	101/697	95/695
FUMBLES/BALL LOST	22/13	21/8
TOUCHDOWNS	24	33
Rushing/Passing	6/17	11/17
Defensive/Kicking Game	1	5
TIME OF POSSESSION	29:52	30:08

SCORE BY PERIODS	1	2	3	4	OT	Total
CHIEFS TOTAL	26	92	39	69	0	226
Opp. Total	66	98	89	79	3	335



9-7 • 2nd AFC West • Herm Edwards

Preseason (2-2)

8/12	L	14-24	at Houston	70,016
8/17	L	0-17	at N.Y. Giants	76,316
8/26	W	16-12	ST. LOUIS	74,741
8/31	W	10-9	NEW ORLEANS	70,456

Regular Season (9-7)

9/10	L	10-23	CINCINNATI	77,956
9/17	L	6-9 OT	at Denver	76,786
10/1	W	41-0	SAN FRANCISCO	77,609
10/8	W	23-20	at Arizona	63,445
10/15	L	7-45	at Pittsburgh	64,727
10/22	W	30-27	SAN DIEGO	77,752
10/29	W	35-28	SEATTLE	77,645
11/5	W	31-17	at St. Louis	66,191
11/12	L	10-13	at Miami	73,132
11/19	W	17-13	OAKLAND	78,097
11/23	W	19-10	DENVER (Thur) (Thnks) (N)	79,484
12/3	L	28-31 OT	at Cleveland	71,927
12/10	L	10-20	BALTIMORE	77,232
12/17	L	9-20	at San Diego (N)	66,583
12/23	W	20-9	at Oakland (Sat) (N)	61,446
12/31	W	35-30	JACKSONVILLE	77,500

AFC Wild Card Playoff Game

1/6	L	8-23	at Indianapolis (Sat)	57,215
-----	---	------	-----------------------	--------

INDIVIDUAL STATISTICS

	Att.	Cmp.	PASSING			Int	LG	Rating
			Yds.	Pct.	TD			
Huard	244	148	1878	60.7	11	1	78	98.0
Green	198	121	1342	61.1	7	9	39	74.1
Croyle	7	3	1342	42.9	0	2	23	11.9
L. Johnson	1	0	0	0.0	0	0	0	39.6
CHIEFS TOTALS	450	272	3243	60.4	18	12	78	84.7
Opp. Total	506	314	3524	62.1	18	15	87t	82.3

	No.	PASS RECEIVING			LG	TD
		Yds.	Avg.	TD		
Gonzalez	73	900	12.3	57	5	
Kennison	53	860	16.2	51	5	
Parker	41	561	13.7	43	1	
L. Johnson	41	410	10.0	78	2	
Hall	26	204	7.8	19	2	
Wilson	15	132	8.8	19	3	
Bennett	9	77	8.6	14	0	
Dunn	4	40	10.0	15	0	
Webb	3	23	7.7	11	0	
Cruz	2	20	10.0	11	0	
Gardner	2	17	8.5	13	0	
Huard	2	-6	-3.0	-2	0	
D. Brown	1	5	5.0	5	0	
CHIEFS TOTALS	272	3243	11.9	78	18	
Opp. Total	314	3524	11.2	87t	18	

	No.	RUSHING			LG	TD
		Yds.	Avg.	TD		
L. Johnson	416	1789	4.3	47	17	
Bennett	36	200	5.6	41	0	
Green	19	59	3.1	10	0	
Brown	10	24	2.4	7	0	
Cruz	5	19	3.8	7	0	
Kennison	4	16	4.0	9	0	
Hall	3	11	3.7	9	0	
Huard	9	9	1.0	8	0	
Ross	3	8	2.7	4	0	
Parker	3	7	2.3	5	0	
Page	1	4	4.0	4	0	
Colquitt	1	0	0.0	0	0	
Croyle	3	-3	-1.0	-1	0	
CHIEFS TOTALS	513	2143	4.2	47	17	
Opp. Total	461	1928	4.2	85t	14	

TEAM LEADERS

Scoring: Larry Johnson 114 pts: 19 TDs (17 rush, 2 rec.)
INTs: Ty Law 4-11 yds.
Tackles: Kawika Mitchell 118 (88 solo)
Sacks: Tamba Hall 8.0 (-48.0 yds.)
Punting: Dustin Colquitt 71-3145 yds., 44.3 avg., 23 In 20, 72 LG
Punt Returns: Dante Hall 27-240 yds., 8.9 avg., 1 TDs
Kickoff Returns: Dante Hall 53-1207 yds., 22.8 avg., 0 TDs

LEAGUE STANDINGS



AMERICAN FOOTBALL CONFERENCE

West Division				
W	L	T	Pct.	
San Diego	14	2	0	.875
Kansas City †	9	7	0	.562
Denver	9	7	0	.562
Oakland	2	14	0	.125
North Division				
W	L	T	Pct.	
Baltimore	13	3	0	.812
Cincinnati	8	8	0	.500
Pittsburgh	8	8	0	.500
Cleveland	4	12	0	.250
East Division				
W	L	T	Pct.	
New England	12	4	0	.750
N.Y. Jets †	10	6	0	.625
Buffalo	7	9	0	.438
Miami	6	10	0	.375
South Division				
W	L	T	Pct.	
Indianapolis	12	4	0	.875
Tennessee	8	8	0	.500
Jacksonville	8	8	0	.500
Houston	6	10	0	.375



NATIONAL FOOTBALL CONFERENCE

West Division				
W	L	T	Pct.	
Seattle	9	7	0	.562
St. Louis	8	8	0	.500
San Francisco	7	9	0	.438
Arizona	5	11	0	.312
North Division				
W	L	T	Pct.	
Chicago	13	3	0	.812
Green Bay	8	8	0	.500
Minnesota	6	10	0	.375
Detroit	3	13	0	.188
East Division				
W	L	T	Pct.	
Philadelphia	10	6	0	.625
Dallas †	9	7	0	.562
N.Y. Giants †	8	8	0	.500
Washington	5	11	0	.312
South Division				
W	L	T	Pct.	
New Orleans	10	6	0	.625
Carolina	8	8	0	.500
Atlanta	7	9	0	.438
Tampa Bay	4	12	0	.250

AFL Championship: Indianapolis 38, New England 34

NFL Championship: Chicago 39, New Orleans 14

Super Bowl XLI: Indianapolis 29, Chicago 17

REGULAR STARTERS

OFFENSE		DEFENSE	
WR	Eddie Kennison	LE	Tamba Hall
LT	Jordan Black	LT	Ron Edwards
LG	Brian Waters	RT	James Reed
C	Casey Wiegmann	RE	Jared Allen
RG	Will Shields	LOLB	Derrick Johnson
RT	John Welbourn	MLB	Kawika Mitchell
TE	Tony Gonzalez	ROLB	Kendrell Bell
WR	Samie Parker	LCB	Ty Law
QB	Trent Green	RCB	Patrick Surtain
	Damon Huard	SS	Sammy Knight
FB	Kris Wilson	FS	Greg Wesley
RB	Larry Johnson	P	Dustin Colquitt
K	Lawrence Tynes		

PRO BOWLERS IN BOLD

TEAM STATISTICS

	CHIEFS	OPP.
TOTAL FIRST DOWNS	310	298
Rushing	105	109
Passing	184	171
Penalty	21	18
3rd Down: Made/Att	89/219	83/212
3rd Down Pct.	40.6	39.2
4th Down: Made/Att	9/15	8/13
4th Down Pct.	60.0	61.5
TOTAL NET YARDS	5143	5262
Avg. Per Game	321.4	328.9
Total Plays	1004	999
Avg. Per Play	5.1	5.3
NET YARDS RUSHING	2143	1928
Avg. Per Game	133.9	120.5
Total Rushes	513	461
NET YARDS PASSING	3000	3334
Avg. Per Game	187.5	208.4
Sacked/Yards Lost	41/243	32/190
Gross Yards	3243	3524
Att./Completions	450/272	506/314
Completion Pct.	60.4	62.1
Had Intercepted	12	15
PUNTS/AVERAGE	72/44.1	75/40.8
NET PUNTING AVG.	72/39.2	75/34.4
PENALTIES/YARDS	76/577	85/709
FUMBLES/BALL LOST	25/14	29/15
TOUCHDOWNS	37	34
Rushing	17	14
Passing	18	18
Defensive/Kicking Game	2	2
TIME OF POSSESSION	30:06	29:54

SCORE BY PERIODS	1	2	3	4	OT	Total
CHIEFS TOTAL	71	105	60	95	0	331
Opp. Total	61	113	58	77	6	315



Preseason (0-4)

8/12 L 16-27	at Minnesota	63,621
8/20 L 17-24	ARIZONA	76,173
8/27 L 17-23	SEATTLE	74,158
9/2 L 23-27	at St. Louis	65,284

Regular Season (10-6)

9/11 W 27-7	N.Y. JETS	78,014
9/18 W 23-17	at Oakland (N)	62,273
9/26 L 10-30	at Denver (Mon) (N)	76,381
10/2 L 31-37	PHILADELPHIA	78,742
10/16 W 28-21	WASHINGTON	78,083
10/21 W 30-20	at Miami (Fri) (N)	68,350
10/30 L 20-28	at San Diego	65,750
11/6 W 27-23	OAKLAND	79,033
11/13 L 3-14	at Buffalo	72,093
11/20 W 45-17	at Houston (N)	70,481
11/27 W 26-16	NEW ENGLAND	78,025
12/4 W 31-27	DENVER	78,261
12/11 L 28-31	at Dallas	63,432
12/17 L 17-27	at N.Y. Giants (Sat)	78,625
12/24 W 20-7	SAN DIEGO (Sat)	75,956
1/1 W 37-3	CINCINNATI	77,211

INDIVIDUAL STATISTICS

	PASSING							Rating
	Att.	Cmp.	Yds.	Pct.	TD	Int	LG	
Green	507	317	4014	62.5	17	10	60t	90.1
CHIEFS TOTALS	507	317	4014	62.5	17	10	60t	90.1
Opp. Total	559	325	3862	58.1	25	16	78t	82.3

	PASS RECEIVING				
	No.	Yds.	Avg.	LG	TD
Gonzalez	78	905	11.6	39	2
Kennison	68	1102	16.2	55	5
Parker	36	533	14.8	49	3
D. Hall	34	436	12.8	52t	3
L. Johnson	33	343	10.4	36	1
Holmes	21	197	9.4	60t	1
Horn	18	187	10.4	50	0
Richardson	9	68	7.6	22	1
Boerigter	8	119	14.9	38	0
Dunn	5	53	10.6	24	0
Wilson	3	33	11.0	16	0
Brown	3	23	7.7	9	1
Cruz	1	15	15.0	15	0
CHIEFS TOTALS	317	4014	12.7	60t	17
Opp. Total	325	3862	11.9	78t	25

	RUSHING				
	No.	Yds.	Avg.	LG	TD
L. Johnson	336	1750	5.2	49t	20
Holmes	119	451	3.8	35t	6
Green	35	82	2.3	13	0
Kennison	7	43	6.1	23	0
Brown	7	21	3.0	7	0
Richardson	6	20	3.3	8	0
D. Hall	7	11	1.6	7	0
Wilson	1	6	6.0	6	0
Collins	2	-2	-1.0	-1	0
CHIEFS TOTALS	520	2382	4.6	49t	26
Opp. Total	383	1570	4.1	65t	11

TEAM LEADERS

Scoring: Larry Johnson 126 pts: 21 TDs (20 rush, 1 rec.)
INTs: Greg Wesley 6-106 yds.
Tackles: Kawika Mitchell 135 (100 solo)
Sacks: Jared Allen 11.0 (-65.0 yds.)
Punting: Dustin Colquitt 65-2564 yds., 39.4 avg., 27 in 20, 62 LG
Punt Returns: Dante Hall 42-276 yds., 6.6 avg., 0 TDs
Kickoff Returns: Dante Hall 65-1560 yds., 24.0 avg., 1 TDs

LEAGUE STANDINGS



AMERICAN FOOTBALL CONFERENCE

West Division				
	W	L	T	Pct.
Denver	13	3	0	.812
Kansas City	10	6	0	.625
San Diego	9	7	0	.562
Oakland	4	12	0	.250
North Division				
	W	L	T	Pct.
Cincinnati	11	5	0	.688
Pittsburgh †	11	5	0	.688
Baltimore	6	10	0	.375
Cleveland	6	10	0	.375
East Division				
	W	L	T	Pct.
New England	10	6	0	.625
Miami	9	7	0	.562
Buffalo	5	11	0	.312
N.Y. Jets	4	12	0	.250
South Division				
	W	L	T	Pct.
Indianapolis	14	2	0	.875
Jacksonville †	12	4	0	.750
Tennessee	4	12	0	.250
Houston	2	14	0	.125



NATIONAL FOOTBALL CONFERENCE

West Division				
	W	L	T	Pct.
Seattle	13	3	0	.812
St. Louis	6	10	0	.375
Arizona	5	11	0	.312
San Francisco	4	12	0	.250
North Division				
	W	L	T	Pct.
Chicago	11	5	0	.688
Minnesota	9	7	0	.562
Detroit	5	11	0	.312
Green Bay	4	12	0	.250
East Division				
	W	L	T	Pct.
N.Y. Giants	11	5	0	.688
Washington †	10	6	0	.625
Dallas	9	7	0	.562
Philadelphia	6	10	0	.375
South Division				
	W	L	T	Pct.
Tampa Bay	11	5	0	.688
Carolina †	11	5	0	.688
Atlanta	8	8	0	.500
New Orleans	3	13	0	.188

AFL Championship: Pittsburgh 34, Denver 17

NFL Championship: Seattle 34, Carolina 14

Super Bowl XL: Pittsburgh 21, Seattle 10

REGULAR STARTERS

OFFENSE		DEFENSE	
WR Eddie Kennison	LE Eric Hicks		
LT Willie Roaf	LT John Browning		
LG Brian Waters	RT Lionel Dalton		
C Casey Wiegmann	RE Jared Allen		
RG Will Shields	LOLB Derrick Johnson		
RT John Welbourn	MLB Kawika Mitchell		
TE Tony Gonzalez	ROLB Kendrell Bell		
WR Samie Parker	LCB Patrick Surtain		
QB Trent Green	RCB Eric Warfield		
FB Tony Richardson	SS Sammy Knight		
RB Priest Holmes	FS Greg Wesley		
K Larry Johnson	P Dustin Colquitt		
Lawrence Tynes			

PRO BOWLERS IN BOLD

TEAM STATISTICS

	CHIEFS	OPP.
TOTAL FIRST DOWNS	347	292
Rushing/Passing/Penalty	138/182/27	84/189/19
3rd Down: Made/Att	91/213	78/206
3rd Down Pct.	.427	.379
4th Down: Made/Att	10/16	7/19
4th Down Pct.	.625	.368
TOTAL NET YARDS	6192	5249
Avg. Per Game	387.0	328.1
Total Plays	1059	971
Avg. Per Play	5.8	5.4
NET YARDS RUSHING	2382	1570
Avg. Per Game	148.9	98.1
Total Rushes	520	383
NET YARDS PASSING	3810	3679
Avg. Per Game	238.1	229.9
Sacked/Yards Lost	32/204	29/183
Gross Yards	4014	3862
Att./Completions	507/317	559/325
Completion Pct.	.625	.581
Had Intercepted	10	16
PUNTS/AVERAGE	65/39.4	69/45.7
Net Punting Avg.	65/35.2	69/40.0
PUNT RETURNS/YARDS	43/293	23/179
KICKOFF RETURNS/YARDS	68/1591	83/2053
PENALTIES/YARDS	115/890	90/805
FUMBLES/BALL LOST	23/13	33/15
TOUCHDOWNS	46	38
Rushing/Passing	26/17	11/25
Defensive/Kicking Game	2/1	1/1
TIME OF POSSESSION	32:09	27:51

SCORE BY PERIODS	1	2	3	4	OT	Total
CHIEFS TOTAL	85	136	79	103	0	403
Opp. Total	51	110	76	88	0	325



Preseason (1-3)

8/13 L 24-34	at N.Y. Giants	76,476
8/23 W 24-7	ST. LOUIS (Mon)	75,428
8/28 L 19-21	CLEVELAND	76,086
9/2 L 20-24	at Dallas	61,157

Regular Season (7-9)

9/12 L 24-34	at Denver (N)	75,939
9/19 L 17-28	CAROLINA	78,136
9/26 L 21-24	HOUSTON	77,433
10/4 W 27-24	at Baltimore (Mon) (N)	69,827
10/17 L 16-22	at Jacksonville	66,413
10/24 W 56-10	ATLANTA	78,260
10/31 W 45-35	INDIANAPOLIS	78,312
11/7 L 31-34	at Tampa Bay	65,495
11/14 L 20-27	at New Orleans	64,900
11/22 L 19-27	NEW ENGLAND (Mon) (N)	78,431
11/28 L 31-34	SAN DIEGO	77,447
12/5 W 34-27	at Oakland	51,292
12/13 W 49-38	at Tennessee (Mon) (N)	68,932
12/19 W 45-17	DENVER	77,702
12/25 W 31-30	OAKLAND (Sat)	77,289
1/2 L 17-24	at San Diego	64,920

INDIVIDUAL STATISTICS

	Att.	Cmp.	PASSING			Int	LG	Rating
			Yds.	Pct.	TD			
Green	556	369	459.1	66.4	27	17	70t	95.2
Collins	5	1	42	20.0	0	0	42	62.1
CHIEFS TOTALS	561	370	4633	66.0	27	17	70t	94.9
Opp. Total	522	312	4453	59.8	32	13	65	97.5

PASS RECEIVING

	No.	Yds.	Avg.	LG	TD
Gonzalez	102	1258	12.3	32	7
Kennison	62	1086	17.5	70t	8
Morton	55	795	14.5	52	3
Blaylock	25	246	9.8	30	1
Hall	25	230	9.2	22	0
Johnson	22	278	12.6	40	2
Holmes	19	187	9.8	52	1
Richardson	19	118	6.2	22	0
Dunn	17	120	7.1	17	3
Horn	15	178	11.9	30	1
Parker	9	137	15.2	48t	1
CHIEFS TOTALS	370	4633	12.5	70t	27
Opp. Total	312	4453	14.3	65	32

RUSHING

	No.	Yds.	Avg.	LG	TD
Holmes	196	892	4.6	33t	14
Johnson	120	581	4.8	46t	9
Blaylock	118	539	4.6	24	8
Green	25	85	3.4	13	0
Hall	8	56	7.0	17	0
Richardson	12	56	4.7	13	0
Morton	7	43	6.1	14	0
Kennison	2	15	7.5	15	0
Horn	1	12	12.0	12	0
Gonzalez	1	5	5.0	5	0
Collins	1	4	4.0	4	0
Easy	4	1	1.0	4	0
Cheek	1	0	0.0	0	0
CHIEFS TOTALS	496	2289	4.6	46t	31
Opp. Total	397	1834	4.6	78t	18

TEAM LEADERS

Scoring: Lawrence Tynes 109 pts: 58 PATs, 17 FGs
INTs: Greg Wesley 4-92 yds.
 Eric Warfield 4-49 yds.
Tackles: Scott Fujita 112 (71 solo)
Sacks: Jared Allen 9.0 (-47.0 yds.)
Punting: Steve Cheek 42-1643 yds., 39.1 avg., 8 In 20, 55 LG
Punt Returns: Dante Hall 23-232 yds., 10.1 avg., 0 TDs
Kickoff Returns: Dante Hall 68-1718 yds., 25.3 avg., 2 TDs

LEAGUE STANDINGS



AMERICAN FOOTBALL CONFERENCE

West Division				
W	L	T	Pct.	
San Diego	12	4	0	.750
Denver †	10	6	0	.625
Kansas City	7	9	0	.438
Oakland	5	11	0	.312
North Division				
W	L	T	Pct.	
Pittsburgh	15	1	0	.938
Baltimore	9	7	0	.562
Cincinnati	8	8	0	.500
Cleveland	4	12	0	.250
East Division				
W	L	T	Pct.	
New England	14	2	0	.875
N.Y. Jets †	10	6	0	.625
Buffalo	9	7	0	.562
Miami	4	12	0	.250
South Division				
W	L	T	Pct.	
Indianapolis	12	4	0	.750
Jacksonville	9	7	0	.562
Houston	7	9	0	.438
Tennessee	5	11	0	.312



NATIONAL FOOTBALL CONFERENCE

West Division				
W	L	T	Pct.	
Seattle	9	7	0	.562
St. Louis †	8	8	0	.500
Arizona	6	10	0	.375
San Francisco	2	14	0	.125
North Division				
W	L	T	Pct.	
Green Bay	10	6	0	.625
Minnesota †	8	8	0	.500
Detroit	6	10	0	.375
Chicago	5	11	0	.312
East Division				
W	L	T	Pct.	
Philadelphia	13	3	0	.812
N.Y. Giants	6	10	0	.375
Dallas	6	10	0	.375
Washington	6	10	0	.375
South Division				
W	L	T	Pct.	
Atlanta	11	5	0	.688
New Orleans	8	8	0	.500
Carolina	7	9	0	.438
Tampa Bay	5	11	0	.312

AFL Championship: New England 41, Pittsburgh 27

NFL Championship: Philadelphia 27, Atlanta 10

Super Bowl XXXIX: New England 24, Philadelphia 21

REGULAR STARTERS

OFFENSE

WR	Eddie Kennison
LT	Willie Roaf
LG	Brian Waters
C	Casey Wiegmann
RG	Will Shields
RT	John Welbourn
TE	Tony Gonzalez
WR	Johnnie Morton
QB	Trent Green
FB	Tony Richardson
RB	Priest Holmes
K	Lawrence Tynes

DEFENSE

LE	Eric Hicks
LT	Ryan Sims
RT	Lional Dalton
RE	Jared Allen
LOLB	Scott Fujita
MLB	Monty Beisel
	Kawika Mitchell
ROLB	Shawn Barber
LCB	Eric Warfield
RCB	Dexter McCleon
	William Bartee
SS	Greg Wesley
FS	Jerome Woods
P	Steve Cheek

PRO BOWLERS IN BOLD

TEAM STATISTICS

	CHIEFS	OPP.
TOTAL FIRST DOWNS	398	327
Rushing/Passing/Penalty	138/228/32	97/190/40
3rd Down: Made/Att	91/193	71/185
3rd Down Pct.	47.2	38.4
4th Down: Made/Att	4/14	5/16
4th Down Pct.	28.6	31.3
TOTAL NET YARDS	6695	6037
Avg. Per Game	418.4	377.3
Total Plays	1089	960
Avg. Per Play	6.1	6.3
NET YARDS RUSHING	2289	1834
Avg. Per Game	143.1	114.6
Total Rushes	496	397
NET YARDS PASSING	4406	4203
Avg. Per Game	275.4	262.7
Sacked/Yards Lost	32/227	41/250
Gross Yards	4633	4453
Att./Completions	561/370	522/312
Completion Pct.	66.0	59.8
Had Intercepted	17	13
PUNTS/AVERAGE	55/39.5	64/42.2
Net Punting Avg.	55/31.5	64/35.8
PUNT RETURNS/YARDS	24/232	24/301
KICKOFF RETURNS/YARDS	75/1820	85/1908
PENALTIES/YARDS	117/963	117/957
FUMBLES/BALL LOST	20/10	23/8
TOUCHDOWNS	62	53
Rushing/Passing	31/27	18/32
Defensive/Kicking Game	2/2	1/2
TIME OF POSSESSION	32:14	27:46

SCORE BY PERIODS	1	2	3	4	OT	Total
CHIEFS TOTAL	113	137	93	140	0	483
Opp. Total	81	152	73	129	0	435



13-3 • 1st AFC West • Dick Vermeil

Preseason (3-2)			
8/4	W 9-0	Green Bay (Mon)	22,385
		Hall of Fame Game (Canton, OH)	
8/9	L 6-24	SAN FRANCISCO	73,830
8/16	W 26-16	MINNESOTA	75,634
8/23	L 31-42	at Seattle	39,833
8/28	W 22-6	at St. Louis	65,373
Regular Season (13-3)			
9/7	W 27-14	SAN DIEGO	78,048
9/14	W 41-20	PITTSBURGH	78,416
9/21	W 42-14	at Houston	70,487
9/28	W 17-10	at Baltimore	69,459
10/5	W 24-23	DENVER	78,903
10/12	W 40-34 OT	at Green Bay	70,407
10/20	W 17-10	at Oakland (Mon) (N)	62,391
10/26	W 38-5	BUFFALO (N)	78,689
11/9	W 41-20	CLEVELAND	78,560
11/16	L 19-24	at Cincinnati	64,923
11/23	W 27-24	OAKLAND	78,889
11/30	W 28-24	at San Diego	57,671
12/7	L 27-45	at Denver	76,403
12/14	W 45-17	DETROIT	77,922
12/20	L 20-45	at Minnesota (Sat)	64,291
12/28	W 31-3	CHICAGO	78,413
AFC Divisional Playoff Game			
1/11	L 31-38	INDIANAPOLIS	79,159

INDIVIDUAL STATISTICS

	PASSING							
	Att.	Cmp.	Yds.	Pct.	TD	Int	LG	Rating
Green	523	330	4039	63.1	24	12	67t	92.6
Collins	12	9	74	75.0	0	0	20	90.3
Holmes	1	0	0	0.0	0	0	0	39.6
Hall	0	0	0	---	0	0	---	---
CHIEFS TOTALS	536	339	4113	63.2	24	12	67t	92.4
Opp. Total	565	332	3614	58.8	19	25	77t	70.5

	PASS RECEIVING				
	No.	Yds.	Avg.	LG	TD
Holmes	74	690	9.3	36	0
Gonzalez	71	916	12.9	67	10
Kennison	56	853	15.2	51t	5
Morton	50	740	14.8	50	4
Hall	40	423	10.6	67t	1
Blaylock	15	181	12.1	63t	1
Richardson	12	76	6.3	14	0
Boerigter	11	158	14.4	30	0
Dunn	5	35	7.0	15	3
Easy	3	19	6.3	8	0
Baber	1	20	20.0	20	0
L. Johnson	1	2	2.0	2	0
CHIEFS TOTALS	339	4113	12.1	67t	24
Opp. Total	332	3614	10.9	77t	19

	RUSHING				
	No.	Yds.	Avg.	LG	TD
Holmes	320	1420	4.4	31t	27
Blaylock	22	112	5.1	25t	0
Morton	8	194	11.8	39	0
L. Johnson	20	85	4.3	15	1
Green	26	83	3.2	24	1
Hall	16	73	4.6	21	0
Richardson	24	60	2.5	14t	2
Kennison	2	9	4.5	31	0
Collins	8	-7	-0.9	7	0
CHIEFS TOTALS	446	1929	4.3	39	32
Opp. Total	453	2344	5.2	65t	18

TEAM LEADERS

Scoring: Priest Holmes 162 pts: 27 TDs (27 rush, 0 rec.)
INTs: Greg Wesley 6-63 yds.
 Dexter McCleon 6-(-3) yds.
Tackles: Scott Fujita 151 (110 solo)
Sacks: Vonnie Holliday 5.5 (-50.0 yds.)
Punting: Jason Baker 80-3156 yds., 39.5 avg., 21 In 20, 68 LG
Punt Returns: Dante Hall 29-472 yds., 16.3 avg., 2 TDs
Kickoff Returns: Dante Hall 57-1478 yds., 25.9 avg., 2 TDs

LEAGUE STANDINGS



AMERICAN FOOTBALL CONFERENCE

West Division				
	W	L	T	Pct.
Kansas City	13	3	0	.800
Denver †	10	6	0	.625
Oakland	4	12	0	.250
San Diego	4	12	0	.250
North Division				
	W	L	T	Pct.
Baltimore	10	6	0	.625
Cincinnati	8	8	0	.500
Pittsburgh	6	10	0	.375
Cleveland	5	11	0	.313
East Division				
	W	L	T	Pct.
New England	14	2	0	.875
Miami	10	6	0	.625
Buffalo	6	10	0	.375
N.Y. Jets	6	10	0	.375
South Division				
	W	L	T	Pct.
Indianapolis	12	4	0	.750
Tennessee †	12	4	0	.750
Jacksonville	5	11	0	.313
Houston	5	11	0	.313



NATIONAL FOOTBALL CONFERENCE

West Division				
	W	L	T	Pct.
St. Louis	12	4	0	.750
Seattle †	10	6	0	.625
San Francisco	7	9	0	.438
Arizona	4	12	0	.250
North Division				
	W	L	T	Pct.
Green Bay	10	6	0	.625
Minnesota	9	7	0	.562
Chicago	7	9	0	.438
Detroit	5	11	0	.313
East Division				
	W	L	T	Pct.
Philadelphia	12	4	0	.750
Dallas †	10	6	0	.625
Washington	5	11	0	.313
N.Y. Giants	4	12	0	.250
South Division				
	W	L	T	Pct.
Carolina	11	5	0	.688
New Orleans	8	8	0	.500
Tampa Bay	7	9	0	.438
Atlanta	5	11	0	.313

AFL Championship: New England 24, Indianapolis 14

NFL Championship: Carolina 14, Philadelphia 3

Super Bowl XXXVIII: New England 32, Carolina 29

REGULAR STARTERS

OFFENSE		DEFENSE	
WR	Eddie Kennison	LE	Eric Hicks
LT	Willie Roaf	LT	John Browning
LG	Brian Waters	NT	Ryan Sims
C	Casey Wiegmann	RE	Vonnie Holliday
RG	Will Shields	LOLB	Scott Fujita
RT	John Tait	MLB	Mike Maslowski
TE	Tony Gonzalez		Kawika Mitchell
WR	Johnnie Morton	ROLB	Shawn Barber
QB	Trent Green	LCB	Eric Warfield
FB	Tony Richardson	RCB	Dexter McCleon
RB	Priest Holmes	SS	Greg Wesley
K	Morten Andersen	FS	Jerome Woods
		P	Jason Baker

PRO BOWLERS IN BOLD

TEAM STATISTICS

	CHIEFS	OPP.
TOTAL FIRST DOWNS	348	322
Rushing/Passing/Penalty	120/201/27	120/184/18
3rd Down: Made/Att	84/201	78/213
3rd Down Pct.	41.8	36.6
4th Down: Made/Att	6/10	10/23
4th Down Pct.	60.0	43.5
TOTAL NET YARDS	5910	5707
Avg. Per Game	369.4	356.7
Total Plays	1003	1054
Avg. Per Play	5.9	5.4
NET YARDS RUSHING	1929	2344
Avg. Per Game	120.6	146.5
Total Rushes	446	453
NET YARDS PASSING	3981	3363
Avg. Per Game	248.8	210.2
Sacked/Yards Lost	21/132	36/251
Gross Yards	4113	3614
Att./Completions	536/339	565/332
Completion Pct.	63.2	58.8
Had Intercepted	12	25
PUNTS/AVERAGE	81/39.0	73/40.7
Net Punting Avg.	81/33.2	73/31.4
PUNT RETURNS/YARDS	33/542	38/327
KICKOFF RETURNS/YARDS	62/1577	87/2043
PENALTIES/YARDS	79/698	95/781
FUMBLES/BALL LOST	13/6	21/12
TOUCHDOWNS	63	39
Rushing/Passing	32/24	18/19
Defensive/Kicking Game	3/4	1/1
TIME OF POSSESSION	29:23	30:37

SCORE BY PERIODS	1	2	3	4	OT	Total
CHIEFS TOTAL	112	153	82	131	6	484
Opp. Total	57	94	85	96	0	332



Preseason (3-1)

8/10	W	17-14	OT	at San Francisco	63,111
8/17	W	19-9		HOUSTON	73,506
8/24	L	14-17		at Seattle	49,036
8/30	W	23-16		ST. LOUIS	73,410

Regular Season (8-8)

9/8	W	40-39		at Cleveland	72,938
9/15	L	16-23		JACKSONVILLE	77,934
9/22	L	38-41	OT	at New England	68,436
9/29	W	48-30		MIAMI	78,178
10/6	W	29-25		at N.Y. Jets	78,149
10/13	L	34-35		at San Diego	58,995
10/20	L	34-37	OT	DENVER	78,446
10/27	W	20-10		OAKLAND	78,685
11/10	L	13-17		at San Francisco	67,881
11/17	W	17-16		BUFFALO	77,951
11/24	L	32-39		at Seattle	56,250
12/1	W	49-0		ARIZONA	77,809
12/8	W	49-10		ST. LOUIS	78,601
12/15	L	24-31		at Denver	75,947
12/22	W	24-22		SAN DIEGO	77,899
12/28	L	0-24		at Oakland (Sat)	62,078

INDIVIDUAL STATISTICS

	Att.	Cmp.	PASSING			Int	LG	Rating
			Yds.	Pct.	TD			
Green	470	287	3690	61.1	26	13	99t	92.6
Collins	6	5	73	83.3	1	0	29t	156.9
Holmes	1	0	0	0.0	0	0	0	39.6
CHIEFS TOTALS	477	292	3763	61.2	27	13	99t	93.5
Opp. Total	616	403	4396	65.4	27	18	82t	88.8

PASS RECEIVING

	No.	Yds.	Avg.	LG	TD
Holmes	70	672	9.6	64t	3
Gonzalez	63	773	12.3	42t	7
Kennison	53	906	17.1	64	2
Morton	29	397	13.7	30	1
Boerigter	20	420	21.0	99t	8
Hall	20	322	16.1	75t	3
Richardson	18	125	6.9	23	1
Cloud	6	48	8.0	13	0
Blaylock	5	47	9.4	21	0
Easy	3	23	7.7	13	1
Dunn	2	16	8.0	11	0
Baber	2	10	5.0	7	1
Minnis	1	4	4.0	4	0
CHIEFS TOTALS	292	3763	12.9	99t	27
Opp. Total	403	4396	10.9	82t	27

RUSHING

	No.	Yds.	Avg.	LG	TD
Holmes	313	1615	5.2	56	21
Green	31	225	7.3	24	1
Morton	10	124	12.4	36	0
Cloud	49	115	2.3	9	2
Richardson	22	81	3.7	14t	2
Blaylock	16	72	4.5	16	0
Kennison	7	58	8.3	31	0
Hall	11	54	4.9	21	0
Tait	1	28	28.0	28	0
Collins	1	7	7.0	7	0
Quinn	1	-1	-1.0	-1	0
CHIEFS TOTALS	462	2378	5.1	56	26
Opp. Total	431	2067	4.8	63t	19

TEAM LEADERS

Scoring: Priest Holmes 144 pts: 24 TDs (21 rush, 3 rec.)
INTs: Greg Wesley 6-170 yds.
Tackles: Mike Maslowski 162 (109 solo)
Sacks: Eric Hicks 9.0 (-69.5 yds.)
Punting: Dan Stryzinski 64-2422 yds., 37.8 avg., 15 ln 20, 56 LG
Punt Returns: Dante Hall 29-390 yds., 13.4 avg., 2 TDs
Kickoff Returns: Dante Hall 57-1354 yds., 23.8 avg., 1 TD

LEAGUE STANDINGS



AMERICAN FOOTBALL CONFERENCE

West Division				
W	L	T	Pct.	
Oakland	11	5	0	.688
Denver	9	7	0	.562
San Diego	8	8	0	.500
Kansas City	8	8	0	.500
North Division				
W	L	T	Pct.	
Pittsburgh	10	5	1	.656
Cleveland †	9	7	0	.562
Baltimore	7	9	0	.438
Cincinnati	2	14	0	.125
East Division				
W	L	T	Pct.	
N.Y. Jets	9	7	0	.562
New England	9	7	0	.562
Miami	9	7	0	.562
Buffalo	8	8	0	.500
South Division				
W	L	T	Pct.	
Tennessee	11	5	0	.688
Indianapolis †	10	6	0	.625
Jacksonville	6	10	0	.375
Houston	4	12	0	.250



NATIONAL FOOTBALL CONFERENCE

West Division				
W	L	T	Pct.	
San Francisco	10	6	0	.625
St. Louis	7	9	0	.438
Seattle	7	9	0	.438
Arizona	5	11	0	.312
North Division				
W	L	T	Pct.	
Green Bay	12	4	0	.750
Minnesota	6	10	0	.375
Chicago	4	12	0	.250
Detroit	3	13	0	.188
East Division				
W	L	T	Pct.	
Philadelphia	12	4	0	.750
N.Y. Giants †	10	6	0	.625
Washington	7	9	0	.438
Dallas	5	11	0	.312
South Division				
W	L	T	Pct.	
Tampa Bay	12	4	0	.750
Atlanta †	9	6	1	.594
New Orleans	9	7	0	.562
Carolina	7	9	0	.438

AFL Championship: Oakland 41, Tennessee 24
NFL Championship: Tampa Bay 27, Philadelphia 10
Super Bowl XXXVII: Tampa Bay 48, Oakland 21

REGULAR STARTERS

OFFENSE		DEFENSE	
WR	Eddie Kennison	LE	Eric Hicks
LT	Willie Roaf	LT	John Browning
LG	Brian Waters	NT	Derrick Ransom
C	Casey Wiegmann	RE	Duane Clemons
RG	Will Shields	LOLB	Scott Fujita
RT	John Tait	MLB	Marvucs Patton
TE	Tony Gonzalez	ROLB	Mike Maslowski
WR	Johnnie Morton	LCB	Eric Warfield
QB	Trent Green	RCB	William Barteel
FB	Tony Richardson	SS	Greg Wesley
RB	Priest Holmes	FS	Shaunard Harts
K	Morten Andersen	P	Dan Stryzinski

PRO BOWLERS IN BOLD

TEAM STATISTICS

	CHIEFS	OPP.
TOTAL FIRST DOWNS	343	367
Rushing/Passing/Penalty	140/179/24	120/227/20
3rd Down: Made/Att	77/185	87/205
3rd Down Pct.	41.6	42.4
4th Down: Made/Att	6/10	10/17
4th Down Pct.	60.0	58.8
TOTAL NET YARDS	6000	6248
Avg. Per Game	375.0	390.5
Total Plays	965	1081
Avg. Per Play	6.2	5.8
NET YARDS RUSHING	2378	2067
Avg. Per Game	148.6	129.2
Total Rushes	462	431
NET YARDS PASSING	3622	4181
Avg. Per Game	226.4	261.3
Sacked/Yards Lost	26/141	34/215
Gross Yards	3763	4396
Att./Completions	477/292	616/403
Completion Pct.	61.2	65.4
Had Intercepted	13	18
PUNTS/AVERAGE	65/37.3	60/39.1
Net Punting Avg.	65/31.2	60/32.0
PUNT RETURNS/YARDS	29/390	27/274
KICKOFF RETURNS/YARDS	67/1474	88/1880
PENALTIES/YARDS	75/700	100/827
FUMBLES/BALL LOST	7/2	20/13
TOUCHDOWNS	57	46
Rushing/Passing	26/27	19/27
Defensive/Kicking Game	1/3	0/0
TIME OF POSSESSION	28:57	31:03

SCORE BY PERIODS	1	2	3	4	OT	Total
CHIEFS TOTAL	101	122	76	168	0	467
Opp. Total	67	117	79	130	6	399



6-10 • 4th AFC West • Dick Vermeil

Preseason (2-2)

8/12	W	20-0	WASHINGTON	75,703
8/18	W	10-9	CHICAGO	77,618
8/23	L	23-28	at Jacksonville	48,623
8/31	L	17-21	at St. Louis	65,463

Regular Season (6-10)

9/9	L	24-27	OAKLAND	78,844
9/23	L	3-13	N.Y. GIANTS	77,666
9/30	W	45-13	at Washington	76,573
10/7	L	6-20	at Denver	75,037
10/14	L	17-20	PITTSBURGH	78,413
10/21	L	16-24	at Arizona	35,916
10/25	L	28-35	INDIANAPOLIS (Thur) (N)	74,212
11/4	W	25-20	at San Diego	58,789
11/11	L	7-27	at N.Y. Jets	78,234
11/25	W	19-7	SEATTLE	77,357
11/29	L	10-23	PHILADELPHIA (Thur) (N)	77,087
12/9	L	26-28	at Oakland	60,784
12/16	W	26-23 OT	DENVER	77,778
12/23	W	20-17	SAN DIEGO	76,131
12/30	W	30-26	at Jacksonville	59,396
1/6	L	18-21	at Seattle	58,460

INDIVIDUAL STATISTICS

	Att.	Cmp.	PASSING			Int	LG	Rating
			Yds.	Pct.	TD			
Green	523	296	3783	56.6	17	24	67t	71.1
Collins	4	3	40	75.0	0	0	26	106.3
Gonzalez	1	1	40	100.0	0	0	40	118.8
CHIEFS TOTALS	528	300	3863	56.8	17	24	67t	71.7
Opp. Total	491	296	3403	60.3	19	13	49	83.1

	No.	PASS RECEIVING		LG	TD
		Yds.	Avg.		
Gonzalez	73	917	12.6	36	6
Holmes	62	614	9.9	67t	2
Minnis	33	511	15.5	56	1
Kennison	16	322	20.1	65	0
Richardson	30	265	8.8	47	0
Alexander	27	470	17.4	46	3
Thomas	19	247	13.0	28	1
Ricks	18	252	14.0	40	1
Parker	15	199	13.3	44	2
Dunn	4	54	13.5	28	1
J. Williams	2	11	5.5	9	0
Green	1	1	1.0	1	0
CHIEFS TOTALS	300	3863	12.9	67t	17
Opp. Total	296	3403	11.5	49	19

	No.	RUSHING		LG	TD
		Yds.	Avg.		
Holmes	327	1555	4.8	41	8
Richardson	66	191	2.9	19	7
Green	35	158	4.5	16	0
Cloud	7	54	7.7	16	1
Kennison	2	13	6.5	14	0
Alexander	2	16	8.0	15	0
Hall	2	10	5.0	6	0
Gonzalez	1	9	9.0	9	0
Collins	2	6	3.0	7	0
Parker	3	6	2.0	7	0
Stryzinski	1	-10	-10	-10	0
CHIEFS TOTALS	448	2008	4.5	41	16
Opp. Total	481	2140	4.4	77t	15

TEAM LEADERS

Scoring: Todd Peterson 108 pts: 27 PATs, 27 FGs
INTs: Eric Warfield 4-61 yds., 1 TD
Tackles: Donnie Edwards 147 (112 solo)
Sacks: Duane Clemons 7.0 (-68.5 yds.)
Punting: Dan Stryzinski 73-2976 yds., 40.8 avg., 27 In 20, 76 LG
Punt Returns: Dante Hall 32-235 yds., 7.3 avg., 0 TDs
Kickoff Returns: Dante Hall 43-969 yds., 22.5 avg., 0 TDs

LEAGUE STANDINGS



AMERICAN FOOTBALL CONFERENCE

Western Division

	W	L	T	Pct.
Oakland	10	6	0	.625
Seattle	9	7	0	.562
Denver	8	8	0	.500
Kansas City	6	10	0	.375
San Diego	5	11	0	.312

Central Division

	W	L	T	Pct.
Pittsburgh	13	3	0	.812
Baltimore †	10	6	0	.625
Cleveland	7	9	0	.438
Tennessee	7	9	0	.438
Jacksonville	6	10	0	.375
Cincinnati	6	10	0	.375

Eastern Division

	W	L	T	Pct.
New England	11	5	0	.688
Miami †	11	5	0	.688
N.Y. Jets †	10	6	0	.625
Indianapolis	6	10	0	.375
Buffalo	3	13	0	.188



NATIONAL FOOTBALL CONFERENCE

Western Division

	W	L	T	Pct.
St. Louis	14	2	0	.875
San Francisco †	12	4	0	.750
New Orleans	7	9	0	.438
Atlanta	7	9	0	.438
Carolina	1	15	0	.062

Central Division

	W	L	T	Pct.
Chicago	13	3	0	.812
Green Bay †	12	4	0	.750
Tampa Bay †	9	7	0	.562
Minnesota	5	11	0	.312
Detroit	2	14	0	.125

Eastern Division

	W	L	T	Pct.
Philadelphia	11	5	0	.688
Washington	8	8	0	.500
N.Y. Giants	7	9	0	.438
Arizona	7	9	0	.438
Dallas	5	11	0	.312

AFL Championship: New England 24, Pittsburgh 17

NFL Championship: St. Louis 29, Philadelphia 24

Super Bowl XXXVI: New England 20, St. Louis 17

REGULAR STARTERS

OFFENSE

WR	Marvin Minnis
LT	John Tait
LG	Brian Waters
C	Casey Wiegmann
RG	Will Shields
RT	Marcus Spears
TE	Tony Gonzalez
WR	Derrick Alexander
QB	Trent Green
FB	Tony Richardson
RB	Priest Holmes
K	Todd Peterson

DEFENSE

LE	Eric Hicks
LT	John Browning
	Eric Downing
NT	Derrick Ransom
RE	Duane Clemons
LOLB	Lew Bush
MLB	Marv Patton
ROLB	Donnie Edwards
LCB	Ray Crockett
RCB	Eric Warfield
SS	Greg Wesley
FS	Jerome Woods
P	Dan Stryzinski

PRO BOWLERS IN BOLD

TEAM STATISTICS

	CHIEFS	OPP.
TOTAL FIRST DOWNS	324	296
Rushing/Passing/Penalty	119/178/27	111/167/18
3rd Down: Made/Att	70/195	86/218
3rd Down Pct.	35.9	39.4
4th Down: Made/Att	5/16	5/8
4th Down Pct.	31.3	62.5
TOTAL NET YARDS	5673	5304
Avg. Per Game	354.6	331.5
Total Plays	1015	1003
Avg. Per Play	5.6	5.3
NET YARDS RUSHING	2008	2140
Avg. Per Game	125.5	133.8
Total Rushes	448	481
NET YARDS PASSING	3665	3164
Avg. Per Game	229.1	197.8
Sacked/Yards Lost	39/198	31/239
Gross Yards	3863	3403
Att./Completions	528/300	491/296
Completion Pct.	56.8	60.3
Had Intercepted	24	13
PUNTS/AVERAGE	75/40.5	79/41.0
Net Punting Avg.	75/35.3	79/35.6
PUNT RETURNS/YARDS	44/326	31/288
KICKOFF RETURNS/YARDS	61/1292	65/1474
PENALTIES/YARDS	68/602	87/761
FUMBLES/BALL LOST	19/9	23/13
TOUCHDOWNS	34	37
Rushing/Passing	16/17	15/19
Defensive/Kicking Game	1/0	1/2
TIME OF POSSESSION	29:07	30:53

SCORE BY PERIODS	1	2	3	4	OT	Total
CHIEFS TOTAL	56	92	64	105	3	320
Opp. Total	43	115	103	83	0	344



Preseason (0-4)

8/5	L	10-14	at Tennessee	68,016
8/13	L	10-33	SAN FRANCISCO	76,682
8/19	L	22-26	JACKSONVILLE	75,120
8/25	L	14-37	at Tampa Bay	64,267

Regular Season (7-9)

9/3	L	14-27	INDIANAPOLIS	78,357
9/10	L	14-17 OT	at Tennessee	68,203
9/17	W	42-10	SAN DIEGO	77,604
9/24	W	23-22	at Denver	74,596
10/2	W	24-17	SEATTLE (Mon) (N)	82,893
10/15	L	17-20	OAKLAND	79,025
10/22	W	54-34	ST. LOUIS	79,142
10/29	W	24-19	at Seattle	62,141
11/5	L	31-49	at Oakland	62,428
11/12	L	7-21	at San Francisco	68,002
11/19	L	17-21	BUFFALO	78,457
11/26	L	16-17	at San Diego	47,228
12/4	L	24-30	at New England (Mon) (N)	60,292
12/10	W	15-14	CAROLINA	77,481
12/17	W	20-7	DENVER	78,406
12/24	L	13-29	at Atlanta	41,017

INDIVIDUAL STATISTICS

	Att.	Cmp.	PASSING			Int	LG	Rating
			Yds.	Pct.	TD			
Grbac	547	326	4169	59.6	28	14	81t	89.9
Moon	34	15	208	44.1	1	1	41	61.9
Morris	1	1	31	100.0	0	0	31	118.8
CHIEFS TOTALS	582	342	4408	58.8	29	15	81t	88.5
Opp. Total	549	358	3737	65.2	25	15	47	88.6

	No.	Yds.	Avg.	LG	TD
Gonzalez	93	1203	12.9	39	9
Alexander	78	1391	17.8	81t	10
Richardson	58	468	8.1	24	3
Morris	48	678	14.1	47	3
Lockett	33	422	12.8	34t	2
Anders	15	76	5.1	12	0
Drayton	8	70	8.8	21	2
Parker	3	41	13.7	27	0
Dunn	2	26	13.0	20	0
Bennett	2	17	8.5	13	0
Cloud	2	16	8.0	13	0
CHIEFS TOTALS	342	4408	12.9	81t	29
Opp. Total	358	3737	10.4	47	25

	No.	Yds.	Avg.	LG	TD
Richardson	147	697	4.7	33	3
Anders	76	331	4.4	69	2
Moreau	67	179	2.7	22	4
Grbac	30	110	3.7	22	1
Cloud	30	84	2.8	15t	1
Alexander	3	45	15.0	26	0
Bennett	27	24	0.9	6	1
Moon	2	2	1.0	2	0
Parker	1	-7	-7.0	-7	0
CHIEFS TOTALS	383	1465	3.8	69	12
Opp. Total	441	1809	4.1	50	13

TEAM LEADERS

Scoring: Todd Peterson 70 pts: 25 PATs, 15 FGs
INTs: James Hasty 4-53 yds., 0 TDs
Tackles: Donnie Edwards 151 (119 solo)
Sacks: Eric Hicks 14.0 (-73.0 yds.)
Punting: Todd Sauerbrun 82-3656 yds., 44.6 avg., 28 In 20, 68 LG
Punt Returns: Kevin Lockett 26-208 yds., 8.0 avg., 0 TDs
Kickoff Returns: Mike Cloud 36-779 yds., 21.6 avg., 0 TDs

LEAGUE STANDINGS



AMERICAN FOOTBALL CONFERENCE

Western Division				
	W	L	T	Pct.
Oakland	12	4	0	.750
Denver †	11	5	0	.688
Kansas City	7	9	0	.438
Seattle	6	10	0	.375
San Diego	1	15	0	.063
Central Division				
	W	L	T	Pct.
Tennessee	13	3	0	.813
Baltimore †	12	4	0	.750
Pittsburgh	9	7	0	.563
Jacksonville	7	9	0	.438
Cincinnati	4	12	0	.250
Cleveland	3	13	0	.188
Eastern Division				
	W	L	T	Pct.
Miami	11	5	0	.688
Indianapolis †	10	6	0	.625
N.Y. Jets	9	7	0	.563
Buffalo	8	8	0	.500
New England	5	11	0	.313



NATIONAL FOOTBALL CONFERENCE

Western Division				
	W	L	T	Pct.
New Orleans	10	6	0	.625
St. Louis †	10	6	0	.625
Carolina	7	9	0	.438
San Francisco	6	10	0	.375
Atlanta	4	12	0	.250
Central Division				
	W	L	T	Pct.
Minnesota	11	5	0	.688
Tampa Bay †	10	6	0	.625
Detroit	9	7	0	.563
Green Bay	9	7	0	.563
Chicago	5	11	0	.313
Eastern Division				
	W	L	T	Pct.
N.Y. Giants	12	4	0	.750
Philadelphia †	11	5	0	.688
Washington	8	8	0	.500
Dallas	5	11	0	.313
Arizona	3	13	0	.188

AFL Championship: Baltimore 16, Oakland 3
NFL Championship: N.Y. Giants 41, Minnesota 0
Super Bowl XXXV: Baltimore 34, N.Y. Giants 7

REGULAR STARTERS

OFFENSE		DEFENSE	
WR Sylvester Morris	LE Eric Hicks		
LT John Tait	LT Chester McGlockton		
LG Jeff Blackshear	RT Dan Williams		
C Tim Grunhard	RE Duane Clemons		
RG Will Shields	LOLB Lew Bush		
RT Victor Riley	Mike Maslowski		
TE Tony Gonzalez	MLB Marcus Patton		
WR Derrick Alexander	ROLB Donnie Edwards		
QB Elvis Grbac	LCB Pat Dennis		
FB Tony Richardson	RCB James Hasty		
RB Kimble Anders	SS Greg Wesley		
Tony Richardson	FS Jerome Woods		
K Pete Stoyanovich	P Todd Sauerbrun		
Todd Peterson			

PRO BOWLERS IN BOLD

TEAM STATISTICS

	CHIEFS	OPP.
TOTAL FIRST DOWNS	321	330
Rushing/Passing/Penalty	84/207/30	103/201/26
3rd Down: Made/Att	75/204	84/207
3rd Down Pct.	36.8	40.6
4th Down: Made/Att	4/13	8/11
4th Down Pct.	30.8	72.7
TOTAL NET YARDS	5614	5280
Avg. Per Game	350.9	330.0
Total Plays	999	1041
Avg. Per Play	5.6	5.1
NET YARDS RUSHING	1465	1809
Avg. Per Game	91.6	113.1
Total Rushes	383	441
NET YARDS PASSING	4149	3471
Avg. Per Game	259.3	216.9
Sacked/Yards Lost	34/259	51/266
Gross Yards	4408	3737
Attempts/Completions	582/342	549/358
Pct. of Completions	58.8	65.2
Had Intercepted	15	15
Punts/Average	82/44.6	78/43.1
Net Punting Avg.	82/35.8	78/36.8
PUNT RETURNS/YARDS	37/295	43/559
KICKOFF RETURNS/YARDS	70/1466	70/1679
Penalties/Yards	118/848	108/1020
Fumbles/Ball Lost	23/11	19/14
Touchdowns	44	42
Rushing/Passing	12/29	13/25
Defensive/Kicking Game	3/0	4/0
TIME OF POSSESSION	27:36	32:24

SCORE BY PERIODS	1	2	3	4	OT	Total
CHIEFS TOTAL	50	99	82	124	0	355
Opp. Total	75	123	64	89	3	354



9-7 • 2nd AFC West • Gunther Cunningham

Preseason (2-2)

8/15	W	22-20	TENNESSEE	75,152
8/21	L	7-17	TAMPA BAY	76,292
8/26	L	6-31	at Jacksonville	56,932
9/3	W	34-27	at San Diego	46,005

Regular Season (9-7)

9/12	L	17-20	at Chicago	58,381
9/19	W	26-10	DENVER	78,683
9/26	W	31-21	DETROIT	78,384
10/3	L	14-21	at San Diego	58,099
10/10	W	16-14	NEW ENGLAND	78,636
10/21	W	35-8	at Baltimore (Thur) (N)	68,771
10/31	W	34-0	SAN DIEGO	78,473
11/7	L	17-25	at Indianapolis	56,689
11/14	L	10-17	at Tampa Bay	64,927
11/21	L	19-30	SEATTLE	78,714
11/28	W	37-34	at Oakland	48,632
12/5	W	16-10	at Denver	73,855
12/12	W	31-28	MINNESOTA (N)	78,932
12/18	W	35-19	PITTSBURGH (Sat)	78,697
12/26	L	14-23	at Seattle	66,332
1/2	L	38-41 OT	OAKLAND	79,026

LEAGUE STANDINGS



AMERICAN FOOTBALL CONFERENCE

Western Division

	W	L	T	Pct.
Seattle	9	7	0	.563
Kansas City	9	7	0	.563
San Diego	8	8	0	.500
Oakland	8	8	0	.500
Denver	6	10	0	.375

Central Division

	W	L	T	Pct.
Jacksonville	14	2	0	.875
Tennessee †	13	3	0	.813
Baltimore	8	8	0	.500
Pittsburgh	6	10	0	.375
Cincinnati	4	12	0	.250
Cleveland	2	14	0	.125

Eastern Division

	W	L	T	Pct.
Indianapolis	13	3	0	.813
Buffalo †	11	5	0	.688
Miami †	9	7	0	.563
N.Y. Jets	8	8	0	.500
New England	8	8	0	.500



NATIONAL FOOTBALL CONFERENCE

Western Division

	W	L	T	Pct.
St. Louis	13	3	0	.813
Carolina	8	8	0	.500
Atlanta	5	11	0	.313
San Francisco	4	12	0	.250
New Orleans	3	13	0	.188

Central Division

	W	L	T	Pct.
Tampa Bay	11	5	0	.688
Minnesota †	10	6	0	.625
Detroit †	8	8	0	.500
Green Bay	8	8	0	.500
Chicago	6	10	0	.375

Eastern Division

	W	L	T	Pct.
Washington	10	6	0	.625
Dallas †	8	8	0	.500
N.Y. Giants	7	9	0	.438
Arizona	6	10	0	.375
Philadelphia	5	11	0	.313

AFL Championship: Tennessee 33, Jacksonville 14

NFL Championship: St. Louis 11, Tampa Bay 6

Super Bowl XXXIV: St. Louis 23, Tennessee 16

INDIVIDUAL STATISTICS

	Att.	Cmp.	PASSING			Int	LG	Rating
			Yds.	Pct.	TD			
Grbac	499	294	3389	58.9	22	15	86t	81.7
Moon	3	1	20	33.3	0	0	20	57.6
CHIEFS TOTALS	502	295	3409	58.8	22	15	86t	81.5
Opp. Total	578	317	3768	54.8	24	25	54	70.8

	No.	PASS RECEIVING			LG	TD
		Yds.	Avg.			
Gonzalez	76	849	11.2	73t	11	
Alexander	54	832	15.4	86t	2	
Horn	35	586	16.7	76t	6	
Lockett	34	426	12.5	39t	2	
Richardson	24	141	5.9	29	0	
Rison	21	218	10.4	20	0	
Shehee	18	136	7.6	17	0	
Johnson	10	98	9.8	19	1	
Bennett	10	41	4.1	12	0	
Morris	7	37	5.3	9	0	
Cloud	3	25	8.3	12	0	
Anders	2	14	7.0	9	0	
Jacoby	1	6	6.0	6	0	
CHIEFS TOTALS	295	3409	11.6	86t	22	
Opp. Total	317	3768	11.9	54	24	

	No.	RUSHING			LG	TD
		Yds.	Avg.			
Bennett	161	627	3.9	44	8	
Morris	120	414	3.5	24	3	
Richardson	84	387	4.6	26	1	
Shehee	65	238	3.7	18	1	
Anders	32	181	5.7	46	0	
Cloud	35	128	3.7	14	0	
Alexander	2	82	41.0	82t	1	
Horn	2	15	7.5	9	0	
Grbac	19	10	0.5	8	0	
Pope	1	0	0.0	0	0	
CHIEFS TOTALS	521	2082	4.0	82t	14	
Opp. Total	415	1557	3.8	45	10	

TEAM LEADERS

Scoring: Pete Stoyanovich 108 pts: 45 PATs, 21 FGs
INTs: James Hasty 7-98 yds., 2 TDs
Tackles: Donnie Edwards 143 (105 solo)
Sacks: Derrick Thomas 7.0 (-65.0 yds.)
Punting: Daniel Pope 101-4218 yds., 41.8 avg., 20 In 20, 64 LG
Punt Returns: Tamarick Vanover 51-627 yds., 12.3 avg., 2 TDs
Kickoff Returns: Tamarick Vanover 44-886 yds., 20.1 avg., 0 TDs

REGULAR STARTERS

OFFENSE

WR	Andre Rison
LT	Glenn Parker
LG	Dave Szott
C	Tim Grunhard
RG	Will Shields
RT	Victor Riley
TE	Tony Gonzalez
WR	Derrick Alexander
QB	Elvis Grbac
FB	Tony Richardson
RB	Bam Morris
K	Pete Stoyanovich

DEFENSE

LE	Eric Hicks
LT	Chester McGlockton
RT	Tom Barndt
RE	Leslie O'Neal
	Dan Williams
LOLB	Derrick Thomas
MLB	Marcus Patton
ROLB	Donnie Edwards
LCB	Cris Dishman
RCB	James Hasty
SS	Reggie Tongue
FS	Jerome Woods
P	Daniel Pope

PRO BOWLERS IN BOLD

TEAM STATISTICS

	CHIEFS	OPP.
TOTAL FIRST DOWNS	282	281
Rushing/Passing/Penalty	108/164/10	80/173/28
3rd Down: Made/Att	96/243	65/215
3rd Down Pct.	39.5	30.2
4th Down: Made/Att	6/11	6/13
4th Down Pct.	54.5	46.2
TOTAL NET YARDS	5321	5039
Avg. Per Game	332.6	314.9
Total Plays	1049	1033
Avg. Per Play	5.1	4.9
NET YARDS RUSHING	2082	1557
Avg. Per Game	130.1	97.3
Total Rushes	521	415
NET YARDS PASSING	3239	3482
Avg. Per Game	202.4	217.6
Sacked/Yards Lost	26/170	40/286
Gross Yards	3409	3768
Attempts/Completions	502/295	578/317
Pct. of Completions	58.8	54.8
Had Intercepted	15	25
Punts/Average	104/40.9	98/43.5
Net Punting Avg.	104/35.1	98/35.4
PUNT RETURNS/YARDS	58/706	46/406
KICKOFF RETURNS/YARDS	63/1182	78/1544
Penalties/Yards	126/982	107/787
Fumbles/Ball Lost	22/9	31/20
Touchdowns	47	38
Rushing/Passing	14/22	10/24
Defensive/Kicking Game	9/2	1/3
TIME OF POSSESSION	30:20	29:40

SCORE BY PERIODS	1	2	3	4	OT	Total
CHIEFS TOTAL	84	105	93	108	0	390
Opp. Total	50	133	74	62	3	322



7-9 • 4th AFC West • Marty Schottenheimer

Preseason (2-3)

8/1	L	24-27 OT	GREEN BAY (Tokyo, Japan)	42,018
8/8	W	17-13	at Tampa Bay (Norman, OK)	43,657
8/15	L	0-34	at Minnesota	60,995
8/22	W	22-21	JACKSONVILLE	71,079
8/28	L	6-10	ST. LOUIS	69,501

Regular Season (7-9)

9/6	W	28-8	OAKLAND (N)	78,945
9/13	L	16-21	at Jacksonville	69,821
9/20	W	23-7	SAN DIEGO	73,730
9/27	W	24-21	at Philadelphia	66,675
10/4	W	17-6	SEATTLE (N)	66,418
10/11	L	10-40	at New England	59,749
10/26	L	13-20	PITTSBURGH (Mon) (N)	79,431
11/1	L	17-20	N.Y. JETS	65,104
11/8	L	12-24	at Seattle	66,251
11/16	L	7-30	DENVER (Mon) (N)	78,100
11/22	L	37-38	at San Diego	59,894
11/29	W	34-24	ARIZONA	69,613
12/6	L	31-35	at Denver	74,962
12/13	W	20-17	DALLAS	77,697
12/20	L	7-28	at N.Y. Giants	66,040
12/26	W	31-24	at Oakland (Sat)	52,679

INDIVIDUAL STATISTICS

	Att.	Cmp.	PASSING			Int	LG	Rating
			Yds.	Pct.	TD			
Gannon	354	206	2305	58.2	10	6	80t	80.1
Grbac	188	98	1142	52.1	5	12	65	53.1
Hughes	1	1	25	100.0	0	0	25	118.8
CHIEFS TOTALS	543	305	3472	56.2	15	18	80t	70.9
Opp. Total	479	259	3253	54.1	17	13	58	76.0

	No.	PASS RECEIVING		LG	TD
		Yds.	Avg.		
Anders	64	462	7.2	29	2
Gonzalez	59	621	10.5	32	2
Alexander	54	992	18.4	65	4
Rison	40	542	13.6	80t	5
Lockett	19	281	14.8	38	0
Bennett	16	91	5.7	14	1
Horn	14	198	14.1	57	1
Popson	13	90	6.9	17	0
Morris	12	95	7.9	29	0
Shehee	10	73	7.3	14	0
Richardson	2	13	6.5	15	0
Hughes	1	10	10.0	10	0
Shields	1	4	4.0	4	0
CHIEFS TOTALS	305	3472	11.4	80t	15
Opp. Total	259	3253	12.6	58	17

	No.	RUSHING		LG	TD
		Yds.	Avg.		
Bennett	148	527	3.6	26	5
Morris	129	481	3.7	38	8
Anders	58	230	4.0	20	1
Gannon	44	168	3.8	21	3
Shehee	22	57	2.6	10	0
Richardson	20	45	2.3	6	2
Grbac	7	27	3.9	10	0
Rison	2	12	6.0	11	0
Vanover	2	1	0.5	2	0
Horn	1	0	0.0	0	0
CHIEFS TOTALS	433	1548	3.6	38	19
Opp. Total	491	1869	3.8	72t	22

TEAM LEADERS

Scoring: Pete Stoyanovich 115 pts: 34 PATs, 27 FGs
INTs: James Hasty 4-42 yds., 0 TDs
Tackles: Donnie Edwards 151 (97 solo)
Sacks: Derrick Thomas 12.0 (-79.0 yds.)
Punting: Louie Aguiar 75-3226 yds., 43.0 avg., 20 In 20, 59 LG
Punt Returns: Tamarick Vanover 27-264 yds., 9.8 avg., 0 TDs
Kickoff Returns: Tamarick Vanover 41-956 yds., 23.3 avg., 0 TDs

LEAGUE STANDINGS



AMERICAN FOOTBALL CONFERENCE

Western Division				
	W	L	T	Pct.
Denver	14	2	0	.875
Oakland	8	8	0	.500
Seattle	8	8	0	.500
Kansas City	7	9	0	.438
San Diego	5	11	0	.313
Central Division				
	W	L	T	Pct.
Jacksonville	11	5	0	.688
Tennessee	8	8	0	.500
Pittsburgh	7	9	0	.438
Baltimore	6	10	0	.375
Cincinnati	3	13	0	.188
Eastern Division				
	W	L	T	Pct.
N.Y. Jets	12	4	0	.750
Buffalo †	10	6	0	.625
Miami †	10	6	0	.625
New England †	9	7	0	.563
Indianapolis	3	13	0	.188



NATIONAL FOOTBALL CONFERENCE

Western Division				
	W	L	T	Pct.
Atlanta	14	2	0	.875
San Francisco †	12	4	0	.750
New Orleans	6	10	0	.375
Carolina	4	12	0	.250
St. Louis	4	12	0	.250
Central Division				
	W	L	T	Pct.
Minnesota	15	1	0	.938
Green Bay †	11	5	0	.688
Tampa Bay	8	8	0	.500
Detroit	5	11	0	.313
Chicago	4	12	0	.250
Eastern Division				
	W	L	T	Pct.
Dallas	10	6	0	.625
Arizona †	9	7	0	.563
N.Y. Giants	8	8	0	.500
Washington	6	10	0	.375
Philadelphia	3	13	0	.188

AFL Championship: Denver 23, N.Y. Jets 10
NFL Championship: Atlanta 30, Minnesota 27
Super Bowl XXXIII: Denver 34, Atlanta 19

REGULAR STARTERS

OFFENSE		DEFENSE	
WR	Andre Rison	LE	John Browning
LT	Jeff Criswell	NT	Tom Barndt
LG	Glenn Parker	RE	Chester McGlockton
C	Tim Grunhard	FALC	Derrick Thomas
RG	Will Shields		Leslie O'Neal
RT	Victor Riley	ILB	Wayne Simmons
TE	Tony Gonzalez	MLB	Donnie Edwards
WR	Derrick Alexander	RLB	Anthony Davis
QB	Elvis Grbac	LCB	Dale Carter
	Rich Gannon		Mark McMillian
FB	Kimble Anders	SSB	James Hasty
RB	Donnell Bennett	RCB	Reggie Tongue
K	Pete Stoyanovich	FS	Jerome Woods
		P	Louie Aguiar

PRO BOWLERS IN BOLD

TEAM STATISTICS

	CHIEFS	OPP.
TOTAL FIRST DOWNS	289	321
Rushing/Passing/Penalty	103/153/33	119/146/56
3rd Down: Made/Att	70/220	69/204
3rd Down Pct.	31.8	33.8
4th Down: Made/Att	13/25	6/12
4th Down Pct.	52.0	50.0
TOTAL NET YARDS	4808	4854
Avg. Per Game	300.5	303.4
Total Plays	1012	1010
Avg. Per Play	4.8	4.8
NET YARDS RUSHING	1548	1869
Avg. Per Game	96.8	116.8
Total Rushes	433	491
NET YARDS PASSING	3260	2985
Avg. Per Game	203.8	186.6
Sacked/Yards Lost	36/212	40/268
Gross Yards	3472	3253
Attempts/Completions	543/305	479/259
Pct. of Completions	56.2	54.1
Had Intercepted	18	13
Punts/Average	77/42.3	77/42.2
Net Punting Avg.	77/34.3	77/36.0
PUNT RETURNS/YARDS	38/316	41/513
KICKOFF RETURNS/YARDS	63/1319	69/1374
Penalties/Yards	158/1304	138/1292
Fumbles/Ball Lost	35/14	36/20
Touchdowns	35	44
Rushing/Passing	19/15	22/17
Defensive/Kicking Game	1/0	3/2
TIME OF POSSESSION	29:53	30:07

SCORE BY PERIODS	1	2	3	4	OT	Total
CHIEFS TOTAL	77	67	105	78	0	327
Opp. Total	101	100	65	97	0	363



13-3 • 1st AFC West • Marty Schottenheimer

Preseason (1-3)

8/2	L	14-28	PITTSBURGH	72,726
8/9	L	7-26	at New Orleans	55,211
8/14	W	30-10	CAROLINA	76,972
8/22	L	13-14	at St. Louis	63,936

Regular Season (13-3)

8/31	L	3-19	at Denver	75,600
9/8	W	28-27	at Oakland (Mon) (N)	61,523
9/14	W	22-16	BUFFALO	78,169
9/21	W	35-14	at Carolina	67,402
9/28	W	20-17 OT	SEATTLE	77,877
10/5	L	14-17	at Miami	71,794
10/16	W	31-3	SAN DIEGO (Thur) (N)	77,196
10/26	W	28-20	at St. Louis	64,864
11/3	W	13-10	PITTSBURGH (Mon) (N)	78,301
11/9	L	10-24	at Jacksonville	70,444
11/16	W	24-22	DENVER	77,963
11/23	W	19-14	at Seattle	66,264
11/30	W	44-9	SAN FRANCISCO	77,535
12/7	W	30-0	OAKLAND	76,379
12/14	W	29-7	at San Diego	54,594
12/21	W	25-13	NEW ORLEANS	66,772

AFC Divisional Playoff Game

1/4	L	10-14	DENVER (Sat)	76,965
-----	---	-------	--------------	--------

INDIVIDUAL STATISTICS

	Att.	Cmp.	PASSING			Int	LG	Rating
			Yds.	Pct.	TD			
Grbac	314	179	1943	57.6	11	6	55t	79.1
Gannon	175	98	1144	56.0	7	4	47	79.8
Tolliver	1	1	-8	100.0	0	0	-8	79.2
Allen	2	2	15	100.0	2	0	14t	137.5
Aguiar	1	1	35	100.0	0	0	35	118.8
CHIEFS TOTALS	493	281	3129	57.0	20	10	55t	81.1
Opp. Total	507	271	3618	53.5	15	21	78	69.0

	No.	PASS RECEIVING		LG	TD
		Yds.	Avg.		
Rison	72	1092	15.2	45	7
Anders	59	453	7.7	55t	2
Popson	35	320	9.1	21	2
Gonzalez	33	368	11.2	30	2
Dawson	21	273	13.0	27	2
Hill	12	126	10.5	39	0
Allen	11	86	7.8	18	0
Vanover	7	92	13.1	42	0
Hughes	7	65	9.3	14t	2
Bennett	7	5	0.7	4	0
Perriman	6	83	13.8	27	0
Walker	5	60	12.0	22	0
Richardson	3	6	2.0	3t	3
Horn	2	65	32.5	47	0
Lockett	1	35	35.0	35	0
CHIEFS TOTALS	281	3129	11.1	55t	20
Opp. Total	271	3618	13.4	78	15

	No.	RUSHING		LG	TD
		Yds.	Avg.		
Hill	157	550	3.5	38	0
Allen	124	505	4.1	30	11
Anders	79	397	5.0	43	0
Bennett	94	369	3.9	14	1
Grbac	30	168	5.6	20	1
Gannon	33	109	3.3	13	2
Vanover	5	50	10.0	17	0
Aguiar	2	11	5.5	6	0
Richardson	2	11	5.5	6	0
Tolliver	2	-1	-0.5	0	0
Rison	1	2	2.0	2	0
CHIEFS TOTALS	529	2171	4.1	43	15
Opp. Total	413	1621	3.9	45	8

TEAM LEADERS

Scoring: Pete Stoyanovich 113 pts: 35 PATs, 26 FGs
INTs: Mark McMillian 8-274 yds., 3 TDs
Tackles: Reggie Tongue 142 (91 solo)
Sacks: Dan Williams 10.5 (-57.5 yds.)
Punting: Louie Aguiar 82-3465 yds., 42.3 avg., 28 In 20, 65 LG
Punt Returns: Tamarick Vanover 35-383 yds., 10.9 avg., 1 TD
Kickoff Returns: Tamarick Vanover 51-1308 yds., 25.6 avg., 1 TD

LEAGUE STANDINGS



AMERICAN FOOTBALL CONFERENCE

Western Division

	W	L	T	Pct.
Kansas City	13	3	0	.813
Denver †	12	4	0	.750
Seattle	8	8	0	.500
Oakland	4	12	0	.250
San Diego	4	12	0	.250

Central Division

	W	L	T	Pct.
Pittsburgh	11	5	0	.688
Jacksonville †	11	5	0	.688
Tennessee	8	8	0	.500
Cincinnati	7	9	0	.438
Baltimore	6	9	1	.406

Eastern Division

	W	L	T	Pct.
New England	10	6	0	.625
Miami †	9	7	0	.563
N.Y. Jets	9	7	0	.563
Buffalo	6	10	0	.375
Indianapolis	3	13	0	.188



NATIONAL FOOTBALL CONFERENCE

Western Division

	W	L	T	Pct.
San Francisco	13	3	0	.813
Atlanta	7	9	0	.438
Carolina	7	9	0	.438
New Orleans	6	10	0	.375
St. Louis	5	11	0	.313

Central Division

	W	L	T	Pct.
Green Bay	13	3	0	.813
Tampa Bay †	10	6	0	.625
Detroit †	9	7	0	.563
Minnesota †	9	7	0	.563
Chicago	4	12	0	.250

Eastern Division

	W	L	T	Pct.
N.Y. Giants	10	5	1	.656
Washington	8	7	1	.531
Philadelphia	6	9	1	.406
Dallas	6	10	0	.375
Arizona	4	12	0	.250

AFL Championship: Denver 24, Pittsburgh 21

NFL Championship: Green Bay 23, San Francisco 10

Super Bowl XXXII: Denver 31, Green Bay 24

REGULAR STARTERS

OFFENSE

WR	Andre Rison
LT	Jeff Criswell
LG	Dave Szott
C	Tim Grunhard
RG	Will Shields
RT	Glenn Parker
TE	Ted Popson
WR	Lake Dawson
QB	Elvis Grbac
FB	Kimble Anders
RB	Greg Hill
K	Pete Stoyanovich

DEFENSE

LT	Vaughn Booker
RT	Joe Phillips
RE	John Browning
LOLB	Derrick Thomas
ILB	Terry Wooden
	Wayne Simmons
MLB	Donnie Edwards
ROLB	Anthony Davis
LCB	Dale Carter
RCB	James Hasty
SS	Reggie Tongue
FS	Jerome Woods
P	Louie Aguiar

PRO BOWLERS IN BOLD

TEAM STATISTICS

	CHIEFS	OPP.
TOTAL FIRST DOWNS	315	278
Rushing/Passing/Penalty	129/163/23	94/158/26
3rd Down: Made/Att.	93/225	65/206
3rd Down Pct.	41.3	31.6
4th Down: Made/Att.	5/16	4/13
4th Down Pct.	31.3	30.8
TOTAL NET YARDS	5064	4880
Avg. Per Game	316.5	305.0
Total Plays	1054	974
Avg. Per Play	4.8	5.0
NET YARDS RUSHING	2171	1621
Avg. Per Game	135.7	101.3
Total Rushes	529	413
Avg. Per Play	4.1	3.9
NET YARDS PASSING	2893	3259
Avg. Per Game	180.8	203.7
Sacked/Yards Lost	32/236	54/359
Gross Yards	3129	3618
Attempts/Completions	493/281	507/271
Pct. of Completions	57.0	53.5
Had Intercepted	10	21
PUNTS/AVERAGE	83/42.0	84/41.3
Net Punting Avg.	38.0	33.9
PUNT RETURNS/YARDS	35/383	39/255
KICKOFF RETURNS/YARDS	54/1345	80/1672
PENALTIES/YARDS	121/1035	113/977
FUMBLES/LOST	21/10	30/13
TOUCHDOWNS	42	23
Rushing/Passing	15/20	8/15
Returns: Off./Def./Kicking Game*	1/4/2	0/0
TIME OF POSSESSION	31:16	28:44

SCORE BY PERIODS	1	2	3	4	OT	Total
CHIEFS TOTAL	63	149	59	101	3	375
Opp. Total	61	80	47	44	0	232



9-7 • 2nd AFC West • Marty Schottenheimer

Preseason (3-1)

8/5	W	32-6	Dallas (Mon) (Monterrey, Mex.)	45,128
8/10	W	42-6	New Orleans	65,710
8/17	L	30-34	St. Louis	72,191
8/22	W	14-10	at Chicago	51,111

Regular Season (9-7)

9/1	W	20-19	at Houston	27,725
9/8	W	19-3	Oakland	79,281
9/15	W	35-17	at Seattle	39,790
9/22	W	17-14	Denver	79,439
9/29	L	19-22	at San Diego	59,384
10/7	L	7-17	Pittsburgh (Mon) (N)	79,189
10/17	W	34-16	Seattle (Thur) (N)	76,057
10/27	L	7-34	at Denver	75,652
11/3	W	21-6	at Minnesota	59,552
11/10	W	27-20	Green Bay	79,281
11/17	W	14-10	Chicago	76,762
11/24	L	14-28	San Diego	69,472
11/28	W	28-24	at Detroit (Thur) (Thnks)	75,079
12/9	L	7-26	at Oakland (Mon) (N)	57,082
12/15	L	19-24	Indianapolis	71,136
12/22	L	9-20	at Buffalo	68,671

INDIVIDUAL STATISTICS

	Att.	Cmp.	PASSING Yds.	Pct.	TD	Int	LG	Rating
Bono	438	235	2572	53.7	12	13	69	68.0
Gannon	90	54	491	60.0	6	1	25	92.4
Allen	1	0	0	0.0	0	0	0	39.6
Hughes	1	1	30	100.0	0	0	30	118.8
CHIEFS TOTALS	530	290	3093	54.7	18	14	69	72.3
Opp. Total	536	289	3731	53.9	19	17	55	74.6

	No.	PASS RECEIVING Yds.	Avg.	LG	TD
Anders	60	529	8.8	45	2
Penn	49	628	12.8	22	5
LaChapelle	27	422	15.6	69	2
Allen	27	270	10.0	59	0
Vanover	21	241	11.5	24	1
McNair	21	181	8.6	29	1
Johnson	18	189	10.5	26	1
Hughes	17	167	9.8	26	1
Cash	14	80	5.7	20	0
Walker	9	73	8.1	24	1
Bennett	8	21	2.6	10	0
Carter	6	89	14.8	46	1
Dawson	5	83	16.6	25	1
Hill	3	60	20.0	34	1
Horn	2	30	15.0	21	0
Richardson	2	18	9.0	17	1
Bailey	1	12	12.0	12	0
CHIEFS TOTALS	290	3093	10.7	69	18
Opp. Total	289	3731	12.9	55	19

	No.	RUSHING Yds.	Avg.	LG	TD
Allen	206	830	4.0	35	9
Hill	135	645	4.8	28	4
Anders	54	201	3.7	15	2
Bennett	36	166	4.6	34	0
Gannon	12	81	6.8	19	0
McNair	9	32	3.6	9	0
Bono	26	27	1.0	17	0
Richardson	4	10	2.5	4	0
Horn	1	8	8.0	8	0
Vanover	4	6	1.5	6	0
Carter	1	3	3.0	3	0
CHIEFS TOTALS	488	2009	4.1	35	15
Opp. Total	441	1666	3.8	65	11

TEAM LEADERS

Scoring: Pete Stoyanovich 85 pts: 34 PATs, 17 FGs
INTs: Mark Collins 6-45 yds., 0 TDs
Tackles: Mark Collins 119 (94 solo)
Sacks: Derrick Thomas 13.0 (-109.0 yds.)
Punting: Louie Aguiar 88-3667 yds., 41.7 avg., 25 in 20, 68 LG
Punt Returns: Tamarick Vanover 17-116 yds., 6.8 avg., 0 TDs
Kickoff Returns: Tamarick Vanover 33-854 yds., 25.9 avg., 1 TD

LEAGUE STANDINGS



AMERICAN FOOTBALL CONFERENCE

Western Division

	W	L	T	Pct.
Denver	13	3	0	.813
Kansas City	9	7	0	.563
San Diego	8	8	0	.500
Oakland	7	9	0	.438
Seattle	7	9	0	.438

Central Division

	W	L	T	Pct.
Pittsburgh	10	6	0	.625
Jacksonville †	9	7	0	.563
Cincinnati	8	8	0	.500
Houston	8	8	0	.500
Baltimore	4	12	0	.250

Eastern Division

	W	L	T	Pct.
New England	11	5	0	.688
Buffalo †	10	6	0	.625
Indianapolis †	9	7	0	.563
Miami	8	8	0	.500
N.Y. Jets	1	15	0	.063



NATIONAL FOOTBALL CONFERENCE

Western Division

	W	L	T	Pct.
Carolina	12	4	0	.750
San Francisco †	12	4	0	.750
St. Louis	6	10	0	.375
Atlanta	3	13	0	.188
New Orleans	3	13	0	.188

Central Division

	W	L	T	Pct.
Green Bay	13	3	0	.813
Minnesota †	9	7	0	.563
Chicago	7	9	0	.438
Tampa Bay	6	10	0	.375
Detroit	5	11	0	.313

Eastern Division

	W	L	T	Pct.
Dallas	10	6	0	.625
Philadelphia †	10	6	0	.625
Washington	9	7	0	.563
Arizona	7	9	0	.438
N.Y. Giants	6	10	0	.375

AFL Championship: New England 20, Jacksonville 6

NFL Championship: Green Bay 30, Carolina 13

Super Bowl XXXI: Green Bay 35, New England 21

REGULAR STARTERS

OFFENSE

WR	Chris Penn
LT	John Alt
LG	Dave Szott
C	Tim Grunhard
RG	Will Shields
RT	Ricky Siglar
TE	Derrick Walker
WR	Sean LaChapelle
	Tamarick Vanover
QB	Steve Bono
FB	Kimble Anders
RB	Marcus Allen
K	Pete Stoyanovich

DEFENSE

LE	Neil Smith
LT	Joe Phillips
RT	Dan Saleaumua
RE	Vaughn Booker
LOLB	Derrick Thomas
MLB	Tracy Simien
ROLB	Anthony Davis
LCB	Dale Carter
RCB	James Hastly
SS	Brian Washington
FS	Mark Collins
P	Louie Aguiar

PRO BOWLERS IN BOLD

TEAM STATISTICS

	CHIEFS	OPP.
TOTAL FIRST DOWNS	312	296
Rushing/Passing/Penalty	111/168/33	84/184/28
3rd Down: Made/Att.	77/221	92/218
3rd Down Pct.	34.8	42.2
4th Down: Made/Att.	8/17	3/10
4th Down Pct.	47.1	30.0
TOTAL NET YARDS	4899	5204
Avg. Per Game	306.2	325.3
Total Plays	1045	1008
Avg. Per Play	4.7	5.2
NET YARDS RUSHING	2009	1666
Avg. Per Game	125.6	104.1
Total Rushes	488	441
Avg. Per Play	4.1	3.8
NET YARDS PASSING	2890	3538
Avg. Per Game	180.6	221.1
Sacked/Yards Lost	27/203	31/193
Gross Yards	3093	3731
Attempts/Completions	530/290	536/289
Completion Pct.	54.7	53.9
Had Intercepted	14	17
PUNTS/AVERAGE	88/41.7	71/41.8
Net Punting Avg.	33.8	36.2
PUNT RETURNS/YARDS	33/282	42/492
KICKOFF RETURNS/YARDS	66/1567	64/1300
PENALTIES/YARDS	122/901	103/876
FUMBLES/LOST	17/10	23/10
TOUCHDOWNS	35	32
Rushing/Passing	15/18	11/19
Defensive/Kicking Game	1/1	1/1
TIME OF POSSESSION	30:39	29:21

SCORE BY PERIODS	1	2	3	4	OT	Total
CHIEFS TOTAL	61	108	38	90	0	297
Opp. Total	81	76	72	71	0	300



13-3 • 1st AFC West • Marty Schottenheimer

Preseason (3-1)

8/5	W	37-21	WASHINGTON	70,807
8/11	L	17-22	at Arizona	37,622
8/19	W	36-10	BUFFALO	76,299
8/26	W	17-13	at Minnesota	39,349

Regular Season (13-3)

9/3	W	34-10	at Seattle	54,062
9/10	W	20-17 OT	N.Y. GIANTS	77,962
9/17	W	23-17 OT	OAKLAND	78,696
9/24	L	17-35	at Cleveland	74,280
10/1	W	24-3	at Arizona	50,211
10/9	W	29-23 OT	SAN DIEGO (Mon) (N)	79,288
10/15	W	31-26	NEW ENGLAND	77,992
10/22	W	21-7	at Denver	71,044
11/5	W	24-3	WASHINGTON	77,821
11/12	W	22-7	at San Diego	59,285
11/19	W	20-13	HOUSTON (N)	77,576
11/23	L	12-24	at Dallas (Thur) (Thks)	64,901
12/3	W	29-23	at Oakland	53,930
12/11	L	6-13	at Miami (Mon) (N)	70,321
12/17	W	20-17	DENVER	75,061
12/24	W	26-3	SEATTLE	75,784

AFC Divisional Playoff Game

1/7	L	7-10	INDIANAPOLIS (Sat)	77,594
-----	---	------	--------------------	--------

INDIVIDUAL STATISTICS

	Att.	Cmp.	PASSING			Int	LG	Rating
			Yds.	Pct.	TD			
Bono	520	293	3121	56.3	21	10	60t	79.5
Gannon	11	7	57	63.6	0	0	18	76.7
CHIEFS TOTALS	531	300	3178	56.5	21	10	60t	79.4
Opp. Total	596	329	3569	55.2	16	16	49	70.8

	No.	PASS RECEIVING		LG	TD
		Yds.	Avg.		
Anders	55	349	6.3	28	1
Cash	42	419	10.0	38t	1
Dawson	40	513	12.8	45t	5
Slaughter	34	514	15.1	38	4
W. Davis	33	527	16.0	60t	5
Allen	27	210	7.8	20	0
Walker	25	205	8.2	18t	1
Hughes	14	103	7.4	16	1
Vanover	11	231	21.0	57	2
Thompson	9	37	4.1	7	0
Hill	7	45	6.4	13	0
Bennett	1	12	12.0	12	0
Penn	1	12	12.0	12	0
Valerio	1	1	1.0	1t	1
CHIEFS TOTALS	300	3178	10.6	60t	21
Opp. Total	329	3569	10.8	49	16

	No.	RUSHING		LG	TD
		Yds.	Avg.		
Allen	207	890	4.3	38	5
Hill	155	667	4.3	27	1
Anders	58	398	6.9	44	2
Bono	28	113	4.0	76t	5
Thompson	28	73	2.6	10	0
Vanover	6	31	5.2	13	0
Gannon	8	25	3.1	12t	1
Richardson	8	18	2.3	5	0
Bennett	7	11	1.6	11	0
Hughes	1	5	5.0	5	0
Dawson	1	-9	-9.0	-9	0
CHIEFS TOTALS	507	2222	4.4	76t	14
Opp. Total	404	1327	3.3	27	7

TEAM LEADERS

Scoring: Lin Elliott 106 pts: 34 PATs, 24 FGs
INTs: Dale Carter 4-45 yds., 0 TDs
Tackles: Tracy Simien 106 (75 solo)
Sacks: Neil Smith 12.0 (-82.0 yds.)
Punting: Louie Aguiar 91-3990 yds., 43.8 avg., 29 In 20, 65 LG
Punt Returns: Tamarick Vanover 51-540 yds., 10.6 avg., 1 TD
Kickoff Returns: Tamarick Vanover 43-1095 yds., 25.5 avg., 2 TDs

LEAGUE STANDINGS



AMERICAN FOOTBALL CONFERENCE

Western Division

Team	W	L	T	Pct.
Kansas City	13	3	0	.813
San Diego †	9	7	0	.563
Denver	8	8	0	.500
Seattle	8	8	0	.500
Oakland	8	8	0	.500

Central Division

Team	W	L	T	Pct.
Pittsburgh	11	5	0	.689
Cincinnati	7	9	0	.438
Houston	7	9	0	.438
Cleveland	5	11	0	.313
Jacksonville	4	12	0	.250

Eastern Division

Team	W	L	T	Pct.
Buffalo	10	6	0	.625
Indianapolis †	9	7	0	.563
Miami †	9	7	0	.563
New England	6	10	0	.375
N.Y. Jets	3	13	0	.188



NATIONAL FOOTBALL CONFERENCE

Western Division

Team	W	L	T	Pct.
San Francisco	11	5	0	.689
Atlanta †	9	7	0	.563
St. Louis	7	9	0	.438
Carolina	7	9	0	.438
New Orleans	7	9	0	.438

Central Division

Team	W	L	T	Pct.
Green Bay	11	5	0	.689
Detroit †	10	6	0	.625
Chicago	9	7	0	.563
Minnesota	8	8	0	.500
Tampa Bay	7	9	0	.438

Eastern Division

Team	W	L	T	Pct.
Dallas	12	4	0	.750
Philadelphia †	10	6	0	.615
Washington	6	10	0	.375
N.Y. Giants	5	11	0	.313
Arizona	4	12	0	.250

AFL Championship: Pittsburgh 20, Indianapolis 16

NFL Championship: Dallas 38, Green Bay 27

Super Bowl XXX: Dallas 27, Pittsburgh 17

REGULAR STARTERS

OFFENSE

WR	Lake Dawson
	Webster Slaughter
LT	John Alt
LG	Dave Szott
C	Tim Grunhard
RG	Will Shields
RT	Ricky Siglar
	Jeff Criswell
TE	Keith Cash
	Derrick Walker
WR	Willie Davis
QB	Steve Bono
FB	Kimble Anders
RB	Marcus Allen
K	Lin Elliott

DEFENSE

LE	Neil Smith
LT	Joe Phillips
RT	Dan Saleaumua
RE	Vaughn Booker
	Darren Mickell
LOLB	George Jamison
MLB	Tracy Simien
ROLB	Derrick Thomas
LCB	Dale Carter
RCB	James Hasty
SS	Brian Washington
FS	Mark Collins
P	Louie Aguiar

PRO BOWLERS IN BOLD

TEAM STATISTICS

	CHIEFS	OPP.
TOTAL FIRST DOWNS	295	289
Rushing/Passing/Penalty	113/164/18	83/178/28
3rd Down: Made/Att.	82/231	78/229
3rd Down Pct.	35.5	34.1
4th Down: Made/Att.	15/22	7/18
4th Down Pct.	68.2	38.9
TOTAL NET YARDS	5242	4549
Avg. Per Game	327.6	284.3
Total Plays	1059	1047
Avg. Per Play	4.9	4.3
NET YARDS RUSHING	2222	1327
Avg. Per Game	138.9	82.9
Total Rushes	507	404
Avg. Per Play	4.4	3.3
NET YARDS PASSING	3020	3222
Avg. Per Game	188.8	201.4
Sacked/Yards Lost	21/158	47/347
Gross Yards	317.8	358.9
Attempts/Completions	531/300	596/329
Pct. of Completions	56.5	55.2
Had Intercepted	10	16
PUNTS/AVERAGE	91/43.8	102/41.8
Net Punting Avg.	36.5	35.1
PUNT RETURNS/YARDS	58/561	42/433
KICKOFF RETURNS/YARDS	55/1306	71/1448
PENALTIES/YARDS	116/851	106/828
FUMBLES/LOST	17/11	35/17
TOUCHDOWNS	42	26
Rushing/Passing	14/21	7/16
Defensive/Kicking Game	4/3	5/0
TIME OF POSSESSION	31:08	28:52

SCORE BY PERIODS	1	2	3	4	OT	Total
CHIEFS TOTAL	70	120	56	97	15	358
Opp. Total	68	59	29	85	0	241



9-7 • 2nd AFC West • Marty Schottenheimer

Preseason (2-3)

7/31	W	24-17	HOUSTON	70,732
8/7	L	9-17	at Minnesota (Tokyo, Japan)	49,555
8/12	W	17-14	at Washington	40,778
8/22	L	18-21	CHICAGO	75,114
8/26	L	3-24	at Buffalo	46,166

Regular Season (9-7)

9/4	W	30-17	at New Orleans	69,362
9/11	W	24-17	SAN FRANCISCO	79,907
9/18	W	30-10	at Atlanta (N)	67,357
9/25	L	0-16	L.A. RAMS	78,184
10/9	L	6-20	at San Diego	62,923
10/17	W	31-28	at Denver (Mon) (N)	75,151
10/23	W	38-23	SEATTLE	78,847
10/30	L	10-44	at Buffalo	79,501
11/6	W	13-3	L.A. RAIDERS (N)	78,709
11/13	L	13-14	SAN DIEGO	78,997
11/20	W	20-13	CLEVELAND	69,121
11/27	L	9-10	at Seattle	54,120
12/4	L	17-20 OT	DENVER	77,831
12/12	L	28-45	at Miami (Mon) (N)	71,578
12/18	W	31-9	HOUSTON	74,474
12/24	W	19-9	at L.A. Raiders (Sat)	64,130
AFC Wild Card Playoff Game				
12/31	L	17-27	at Miami (Sat)	67,487

INDIVIDUAL STATISTICS

	Att.	Cmp.	PASSING			Int	LG	Rating
			Yds.	Pct.	TD			
Montana	493	299	3283	60.6	16	9	57t	83.6
Bono	117	66	796	56.4	4	4	62t	74.6
Blundin	5	1	13	20.0	0	1	13	0.0
CHIEFS TOTALS	615	366	4092	59.5	20	14	62t	80.8
Opp. Total	504	300	3500	59.5	23	12	72t	85.9

	No.	PASS RECEIVING			LG	TD
		Yds.	Avg.			
Anders	67	525	7.8	30	1	
W. Davis	51	822	16.1	62t	5	
Birden	48	637	13.3	44	4	
Allen	42	349	8.3	38	0	
Dawson	37	537	14.5	50	2	
D. Walker	36	382	10.6	57t	2	
Martin	21	307	14.6	61	1	
Cash	19	192	10.1	31	2	
Hill	16	92	5.8	21	0	
Hughes	7	80	11.4	22	0	
Bennett	7	53	7.6	15	0	
Greene	6	69	11.5	20	1	
Penn.	3	24	8.0	13	0	
Dickerson	2	11	5.5	6	0	
Johnson	2	7	3.5	5	0	
Valerio	2	5	2.5	4t	2	
CHIEFS TOTALS	366	4092	11.2	62t	20	
Opp. Total	300	3500	11.7	72t	23	

	No.	RUSHING			TD
		Yds.	Avg.	LG	
Allen	189	709	3.8	36t	7
Hill	141	574	4.1	20	1
Anders	62	231	3.7	19	2
Bennett	46	178	3.9	17	2
Dawson	3	24	8.0	13	0
Montana	18	17	0.9	13	0
Dickerson	1	0	0.0	0	0
Bono	4	-1	-0.2	2	0
CHIEFS TOTALS	464	1732	3.7	36t	12
Opp. Total	446	1734	3.9	60	11

TEAM LEADERS

Scoring: Lin Elliott 105 pts: 30 PATs, 25 FGs
 INTs: Charles Mincy 3-49 yds., 0 TDs
 Tackles: Tracy Simien 99 (65 solo)
 Sacks: Neil Smith 11.5 (-89.0 yds.)
 Punting: Louie Aguiar 85-3582 yds., 42.1 avg., 15 In 20, 61 LG
 Punt Returns: Danan Hughes 27-192 yds., 7.1 avg., 0 TDs
 Kickoff Returns: Ron Dickerson 21-472 yds., 22.5 avg., 1 TD

LEAGUE STANDINGS



AMERICAN FOOTBALL CONFERENCE

Western Division				
	W	L	T	Pct.
San Diego	11	5	0	.699
Kansas City †	9	7	0	.563
L.A. Raiders	9	7	0	.563
Denver	7	9	0	.438
Seattle	6	10	0	.375
Central Division				
	W	L	T	Pct.
Pittsburgh	12	4	0	.750
Cleveland †	11	5	0	.688
Cincinnati	3	13	0	.188
Houston	2	14	0	.125
Eastern Division				
	W	L	T	Pct.
Miami	10	6	0	.625
New England †	10	6	0	.625
Indianapolis	8	8	0	.500
Buffalo	7	9	0	.438
N.Y. Jets	6	10	0	.375



NATIONAL FOOTBALL CONFERENCE

Western Division				
	W	L	T	Pct.
San Francisco	13	3	0	.813
New Orleans	7	9	0	.438
Atlanta	7	9	0	.438
L.A. Rams	4	12	0	.250
Central Division				
	W	L	T	Pct.
Minnesota	10	6	0	.625
Green Bay †	9	7	0	.563
Detroit †	9	7	0	.563
Chicago †	9	7	0	.563
Tampa Bay	6	10	0	.375
Eastern Division				
	W	L	T	Pct.
Dallas	12	4	0	.750
N.Y. Giants	9	7	0	.563
Arizona	8	8	0	.500
Philadelphia	7	9	0	.438
Washington	3	13	0	.188

AFL Championship: San Diego 17, Pittsburgh 13
 NFL Championship: San Francisco 38, Dallas 28
 Super Bowl XXIX: San Francisco 49, San Diego 26

REGULAR STARTERS

OFFENSE		DEFENSE	
WR	J.J. Birden	LE	Neil Smith
LT	John Alt	LT	Joe Phillips
LG	Dave Szott	RT	Dan Saleaumua
C	Tim Grunhard	RE	Darren Mickell
RG	Will Shields	LOLB	Derrick Thomas
RT	Ricky Siglar	MLB	Tracy Simien
	Derrick Graham	ROLB	George Jamison
TE	Keith Cash	LCB	Mark Collins
	Derrick Walker	RCB	Dale Carter
WR	Willie Davis	SS	David Whitmore
QB	Joe Montana	FS	William White
FB	Kimble Anders	P	Louie Aguiar
RB	Marcus Allen		
K	Lin Elliott		

PRO BOWLERS IN BOLD

TEAM STATISTICS

	CHIEFS	OPP.
TOTAL FIRST DOWNS	322	289
Rushing/Passing/Penalty	97/211/14	93/164/32
3rd Down: Made/Att.	94/238	80/212
3rd Down Pct.	39.5	37.7
4th Down: Made/Att.	12/23	8/14
4th Down Pct.	52.2	57.1
TOTAL NET YARDS	5692	5000
Avg. Per Game	355.8	312.5
Total Plays	1098	989
Avg. Per Play	5.2	5.1
NET YARDS RUSHING	1732	1734
Avg. Per Game	108.3	108.4
Total Rushes	464	446
Avg. Per Play	3.7	3.9
NET YARDS PASSING	3960	3266
Avg. Per Game	247.5	204.1
Sacked/Yards Lost	19/132	39/234
Gross Yards	4092	3500
Attempts/Completions	615/366	504/300
Pct. of Completions	59.5	59.5
Had Intercepted	14	12
PUNTS/AVERAGE	85/42.1	85/45.0
Net Punting Avg.	34.5	38.9
PUNT RETURNS/YARDS	43/316	50/506
KICKOFF RETURNS/YARDS	55/1300	63/1447
PENALTIES/YARDS	127/911	119/925
FUMBLES/LOST	21/12	36/26
TOUCHDOWNS	34	35
Rushing/Passing	12/20	11/23
Defensive/Kicking Game	1/1	1/0
TIME OF POSSESSION	30:55	29:05

SCORE BY PERIODS	1	2	3	4	OT	Total
CHIEFS TOTAL	52	92	79	96	0	319
Opp. Total	40	84	72	99	3	298

1993

KANSAS CITY CHIEFS



11-5 • 1st AFC West • Marty Schottenheimer

		Preseason (3-1)	
8/7	W	29-21	at Green Bay (Milwaukee, WI) . . . 51,655
8/12	L	7-30	BUFFALO 73,550
8/21	W	27-20	MINNESOTA 73,080
8/27	W	27-20	at New England 46,501
		Regular Season (11-5)	
9/5	W	27-3	at Tampa Bay 63,378
9/12	L	0-30	at Houston 59,780
9/20	W	15-7	DENVER (Mon) (N) 78,453
10/3	W	24-9	L.A. RAIDERS 77,395
10/10	W	17-15	CINCINNATI 75,394
10/17	W	17-14	at San Diego 60,729
10/31	L	10-30	at Miami 67,765
11/8	W	23-16	GREEN BAY (Mon) (N) 76,742
11/14	W	31-20	at L.A. Raiders 66,553
11/21	L	17-19	CHICAGO 76,872
11/28	W	23-7	BUFFALO 74,452
12/5	W	31-16	at Seattle 58,551
12/12	L	21-27	at Denver 75,882
12/19	W	28-24	SAN DIEGO 74,778
12/26	L	10-30	at Minnesota (N) 59,236
1/2	W	34-24	SEATTLE 72,136
		AFC Wild Card Playoff Game	
1/8	W	27-24 OT	PITTSBURGH (Sat) 74,515
		AFC Divisional Playoff Game	
1/16	W	28-20	at Houston 64,011
		AFC Championship Game	
1/23	L	13-30	at Buffalo 76,642

INDIVIDUAL STATISTICS

	Att.	Cmp.	PASSING		TD	Int	LG	Rating
			Yds.	Pct.				
Montana	298	181	2144	60.7	13	7	50t	87.4
Krieg	189	105	1238	55.6	7	3	66t	81.4
Blundin	3	1	2	33.3	0	0	2	42.4
Anders	0	0	0	0.0	0	0	0	—
CHIEFS TOTALS . . .	490	287	3384	58.6	20	10	66t	84.8
Opp. Total	525	312	3379	59.4	18	21	77t	73.2

	No.	PASS RECEIVING		LG	TD
		Yds.	Avg.		
Davis	52	909	17.5	66t	7
Birden	51	721	14.1	50t	2
Anders	40	326	8.2	27	1
Allen	34	238	7.0	18t	3
Hayes	24	331	13.8	49	1
Cash	24	242	10.1	24	4
Barnett	17	182	10.7	25	1
McNair	10	74	7.4	24	0
F. Jones	9	111	12.3	19	0
H. Jones	7	91	13.0	22	0
Dyal	7	83	11.9	31	0
H. Williams	7	42	6.0	14	0
E. Thompson	4	33	8.3	13	0
Valerio	1	1	1.0	1t	1
CHIEFS TOTALS . . .	287	3384	11.8	66t	20
Opp. Total	312	3379	10.8	77t	18

	No.	RUSHING		LG	TD
		Yds.	Avg.		
Allen	206	764	3.7	39	12
Anders	75	291	3.9	18	0
McNair	51	278	5.5	47	2
H. Williams	42	149	3.5	19	0
Montana	25	64	2.6	17	0
F. Jones	5	34	6.8	13	0
E. Thompson	11	28	2.5	14	0
Krieg	21	24	1.1	20	0
J. Stephens	6	18	3.0	7	0
Barnett	1	3	3.0	3	0
Carter	1	2	2.0	2	0
Cash	1	0	0.0	0	0
CHIEFS TOTALS . . .	445	1655	3.7	47	14
Opp. Total	453	1620	3.6	38	11

TEAM LEADERS

Scoring: Nick Lowery 106 pts: 37 PATs, 23 FGs
 INTs: Albert Lewis 6-61 yds., 0 TDs
 Tackles: Tracy Simien 105 (68 solo)
 Sacks: Neil Smith 15.0 (-127.0 yds.)
 Punting: Bryan Barker 76-3240 yds., 42.6 avg., 19 in 20, 59 LG
 Punt Returns: Dale Carter 27-247 yds., 9.1 avg., 0 TDs
 Kickoff Returns: Danan Hughes 14-266 yds., 19.0 avg., 0 TDs

LEAGUE STANDINGS



AMERICAN FOOTBALL CONFERENCE

Western Division

W	L	T	Pct.	
Kansas City	11	5	0	.688
L.A. Raiders †	10	6	0	.625
Denver †	9	7	0	.563
San Diego	8	8	0	.500
Seattle	6	10	0	.375

Central Division

W	L	T	Pct.	
Houston	12	4	0	.750
Pittsburgh †	9	7	0	.563
Cleveland	7	9	0	.438
Cincinnati	3	13	0	.188

Eastern Division

W	L	T	Pct.	
Buffalo	12	4	0	.750
Miami	9	7	0	.563
N.Y. Jets	8	8	0	.500
New England	5	11	0	.313
Indianapolis	4	12	0	.250



NATIONAL FOOTBALL CONFERENCE

Western Division

W	L	T	Pct.	
San Francisco	10	6	0	.625
New Orleans	8	8	0	.500
Atlanta	6	10	0	.375
L.A. Rams	5	11	0	.313

Central Division

W	L	T	Pct.	
Detroit	10	6	0	.625
Minnesota †	9	7	0	.563
Green Bay †	9	7	0	.563
Chicago	7	9	0	.438
Tampa Bay	5	11	0	.313

Eastern Division

W	L	T	Pct.	
Dallas	12	4	0	.750
N.Y. Giants †	11	5	0	.688
Philadelphia	8	8	0	.500
Phoenix	7	9	0	.438
Washington	4	12	0	.250

AFL Championship: Buffalo 30, Kansas City 13

NFL Championship: Dallas 38, San Francisco 21

Super Bowl XXVIII: Dallas 30, Buffalo 13

REGULAR STARTERS

OFFENSE

WR	J.J. Birden
LT	John Alt
LG	Dave Szott
C	Tim Grunhard
RG	Will Shields
RT	Ricky Siglar
TE	Jonathan Hayes
WR	Willie Davis
QB	Joe Montana
FB	Kimble Anders
RB	Marcus Allen
K	Nick Lowery

DEFENSE

LE	Neil Smith
LT	Joe Phillips
RT	Dan Saleaumua
RBK	Derrick Thomas
LOLB	Tracy Rogers
MLB	Tracy Simien
ROLB	Lonnie Marts
LCB	Albert Lewis
RCB	Kevin Ross
SS	Dale Carter
FS	Doug Terry
	Martin Bayless
	David Whitmore
	Kevin Ross
P	Bryan Barker

PRO BOWLERS IN BOLD

TEAM STATISTICS

	CHIEFS	OPP.
TOTAL FIRST DOWNS	300	300
Rushing/Passing/Penalty	94/180/26	103/161/36
3rd Down: Made/Att.	82/203	86/210
3rd Down Pct.	40.4	41.0
4th Down: Made/Att.	4/9	3/13
4th Down Pct.	44.4	23.1
TOTAL NET YARDS	4835	4771
Avg. Per Game	302.2	298.2
Total Plays	970	1013
Avg. Per Play	5.0	4.7
NET YARDS RUSHING	1655	1620
Avg. Per Game	103.4	101.3
Total Rushes	445	453
Avg. Per Play	3.7	3.6
NET YARDS PASSING	3180	3151
Avg. Per Game	198.8	196.9
Sacked/Yards Lost	35/204	35/228
Gross Yards	3384	3379
Attempts/Completions	490/287	525/312
Pct. of Completions	58.6	59.4
Had Intercepted	10	21
PUNTS/AVERAGE	77/42.1	68/44.6
Net Punting Avg.	35.4	37.8
PUNT RETURNS/YARDS	37/348	43/352
KICKOFF RETURNS/YARDS	45/875	49/1007
PENALTIES/YARDS	122/969	127/1015
FUMBLES/LOST	28/18	30/17
TOUCHDOWNS	37	30
Rushing/Passing	14/20	11/18
Defensive/Kicking Game	2/1	1/0
TIME OF POSSESSION	29:29	30:31

SCORE BY PERIODS	1	2	3	4	OT	Total
CHIEFS TOTAL	71	108	82	67	0	328
Opp. Total	51	86	50	104	0	291



10-6 • 2nd AFC West • Marty Schottenheimer

Preseason (1-3)

8/8	L	13-21	at Green Bay	54,322
8/15	L	0-30	at Minnesota	38,132
8/24	W	35-0	BUFFALO	71,481
8/28	L	10-21	INDIANAPOLIS	65,557

Regular Season (10-6)

9/6	W	24-10	at San Diego	45,024
9/13	W	26-7	SEATTLE	75,125
9/20	L	20-23 OT	at Houston	60,955
9/28	W	27-7	L.A. RAIDERS (Mon) (N)	77,486
10/4	L	19-20	at Denver	75,629
10/11	W	24-17	PHILADELPHIA	76,626
10/18	L	10-17	at Dallas	64,115
10/25	L	3-27	PITTSBURGH (N)	76,175
11/8	W	16-14	SAN DIEGO	72,826
11/15	W	35-16	WASHINGTON	75,238
11/22	W	24-14	at Seattle (N)	49,867
11/29	W	23-7	at N.Y. Jets	57,375
12/6	L	7-28	at L.A. Raiders	45,227
12/13	W	27-20	NEW ENGLAND	52,208
12/19	L	21-35	at N.Y. Giants (Sat)	53,427
12/27	W	42-20	DENVER	76,240

AFC Wild Card Playoff Game

1/2	L	0-17	at San Diego (Sat)	58,278
-----	---	------	--------------------	--------

INDIVIDUAL STATISTICS

	PASSING							
	Att.	Cmp.	Yds.	Pct.	TD	Int	LG	Rating
Krieg	413	230	3115	55.7	15	12	77t	79.9
CHIEFS TOTALS	413	230	3115	55.7	15	12	77t	79.9
Opp. Total	458	253	2928	55.2	19	24	62	66.7

	PASS RECEIVING				
	No.	Yds.	Avg.	LG	TD
McNair	44	380	8.6	36	1
Birden	42	644	15.3	72t	3
Davis	36	756	21.0	74t	3
Barnett	24	442	18.4	77t	4
F. Jones	18	265	14.7	56	0
Hargain	17	205	12.1	25	0
Cash	12	113	9.4	19	2
Word	9	80	8.9	22	0
Hayes	9	77	8.6	21	2
Anders	5	65	13.0	28	0
Harry	5	46	9.2	13	0
Williams	5	24	4.8	12	0
B. Jones	2	6	3.0	5	0
Dyal	1	7	7.0	7	0
Okoye	1	5	5.0	5	0
CHIEFS TOTALS	230	3115	13.5	77t	15
Opp. Total	253	2928	11.6	62	19

	RUSHING				
	No.	Yds.	Avg.	LG	TD
Word	163	607	3.7	44t	4
Okoye	144	448	3.1	22	6
Williams	78	262	3.4	11	1
McNair	21	124	5.9	30	1
Krieg	37	74	2.0	17	2
Harry	1	27	27.0	27	0
Anders	1	1	1.0	1	0
Davis	1	-11	-11.0	-11	0
CHIEFS TOTALS	446	1532	3.4	44t	14
Opp. Total	441	1787	4.1	40t	12

TEAM LEADERS

Scoring: Nick Lowery 105 pts: 39 PATS, 22 FGs
INTs: Dale Carter 7-65 yds., 1 TD
Tackles: Tracy Simien 97 (56 solo)
Sacks: Neil Smith 14.5 (-114.5 yds.)
 Derrick Thomas 14.5 (-113.0 yds.)
Punting: Bryan Barker 75-3245 yds., 43.3 avg., 16 In 20, 65 LG
Punt Returns: Dale Carter 38-398 yds., 10.5 avg., 2 TDs
Kickoff Returns: Harvey Williams 21-405 yds., 19.3 avg., 0 TDs

LEAGUE STANDINGS



AMERICAN FOOTBALL CONFERENCE

Western Division				
	W	L	T	Pct.
San Diego	11	5	0	.689
Kansas City †	10	6	0	.625
Denver	8	8	0	.500
L.A. Raiders	7	9	0	.438
Seattle	2	14	0	.125
Central Division				
	W	L	T	Pct.
Pittsburgh	11	5	0	.688
Houston †	10	6	0	.352
Cleveland	7	9	0	.438
Cincinnati	5	11	0	.313
Eastern Division				
	W	L	T	Pct.
Miami	11	5	0	.688
Buffalo †	11	5	0	.688
Indianapolis	9	7	0	.563
N.Y. Jets	4	12	0	.250
New England	2	14	0	.125



NATIONAL FOOTBALL CONFERENCE

Western Division				
	W	L	T	Pct.
San Francisco	14	2	0	.875
New Orleans †	12	4	0	.750
Atlanta	6	10	0	.375
L.A. Rams	6	10	0	.375
Central Division				
	W	L	T	Pct.
Minnesota	11	5	0	.688
Green Bay	9	7	0	.563
Tampa Bay	5	11	0	.313
Chicago	5	11	0	.313
Detroit	5	11	0	.313
Eastern Division				
	W	L	T	Pct.
Dallas	13	3	0	.813
Philadelphia †	11	5	0	.688
Washington †	9	7	0	.563
N.Y. Giants	6	10	0	.375
Phoenix	4	12	0	.250

AFL Championship: Buffalo 29, Miami 10
NFL Championship: Dallas 30, San Francisco 20
Super Bowl XXVII: Dallas 52, Buffalo 17

REGULAR STARTERS

OFFENSE

WR	J.J. Birden
LT	John Alt
LG	Dave Szott
C	Tim Grunhard
RG	Dave Lutz
RT	Rich Baldinger
TE	Jonathan Hayes
WR	Willie Davis
QB	Dave Krieg
TE	Keith Cash
RB	Barry Word
RB	Bill Jones
K	Nick Lowery

DEFENSE

LE	Neil Smith
NT	Dan Saleaumua
DT	Joe Phillips
RE	Leonard Griffin
LOLB	Chris Martin
LILB	Ervin Randle
MLB	Tracy Simien
ROLB	Derrick Thomas
LCB	Kevin Ross
RCB	Albert Lewis
	Dale Carter
SS	Martin Bayless
FS	Charles Mincy
P	Bryan Barker

PRO BOWLERS IN BOLD

TEAM STATISTICS

	CHIEFS	OPP.
TOTAL FIRST DOWNS	246	256
Rushing/Passing/Penalty	87/134/25	97/145/14
3rd Down: Made/Att.	71/207	73/205
3rd Down Pct.	34.3	35.6
4th Down: Made/Att.	5/14	6/11
4th Down Pct.	35.7	54.5
TOTAL NET YARDS	4324	4324
Avg. Per Game	270.3	270.3
Total Plays	907	949
Avg. Per Play	4.8	4.6
NET YARDS RUSHING	1532	1787
Avg. Per Game	95.8	111.7
Total Rushes	446	441
Avg. Per Play	3.4	4.1
NET YARDS PASSING	2792	2537
Avg. Per Game	174.5	158.6
Sacked/Yards Lost	48/323	50/391
Gross Yards	3115	2928
Attempts/Completions	413/230	458/253
Pct. of Completions	55.7	55.2
Had Intercepted	12	24
PUNTS/AVERAGE	86/42.2	80/43.1
Net Punting Avg.	35.4	36.0
PUNT RETURNS/YARDS	39/402	40/328
KICKOFF RETURNS/YARDS	39/722	64/1203
PENALTIES/YARDS	82/675	124/959
FUMBLES/LOST	28/9	34/15
TOUCHDOWNS	40	34
Rushing/Passing	14/15	12/19
Defensive/Kicking Game	8/3	1/2
TIME OF POSSESSION	29:37	30:23

SCORE BY PERIODS	1	2	3	4	OT	Total
CHIEFS TOTAL	53	128	66	101	0	348
Opp. Total	68	57	64	90	3	282



Preseason (2-2)

8/3	L	14-24	DALLAS	56,038
8/10	W	19-10	N.Y. JETS (St. Louis, MO)	52,935
8/17	W	38-14	DETROIT	57,320
8/23	L	7-20	at Tampa Bay	33,996

Regular Season (10-6)

9/1	W	14-3	ATLANTA	74,246
9/8	L	10-17	NEW ORLEANS	74,816
9/16	L	7-17	at Houston (Mon) (N)	61,058
9/22	W	20-13	SEATTLE	71,789
9/29	W	14-13	at San Diego	44,907
10/7	W	33-6	BUFFALO (Mon) (N)	76,120
10/13	W	42-7	MIAMI	76,021
10/20	L	16-19	at Denver	75,866
10/28	W	24-21	L.A. RAIDERS (Mon) (N)	77,111
11/10	W	27-20	at L.A. Rams	52,511
11/17	L	20-24	DENVER	74,661
11/24	L	15-20	at Cleveland	63,991
12/1	W	19-6	at Seattle	57,248
12/8	W	20-17 OT	SAN DIEGO	73,330
12/14	L	14-28	at San Francisco (Sat)	62,672
12/22	W	27-21	at L.A. Raiders	65,144
AFC Wild Card Playoff Game				
12/28	W	10-6	L.A. RAIDERS (Sat)	75,827
AFC Divisional Playoff Game				
1/5	L	14-37	at Buffalo	80,182

INDIVIDUAL STATISTICS

	Att.	Cmp.	PASSING Yds.	Pct.	TD	Int	LG	Rating
DeBerg	434	256	2965	59.0	17	14	63	79.3
Vlasic	44	28	316	63.6	2	0	30	100.2
Williams	1	0	0	0.0	0	0	0	39.6
CHIEFS TOTALS	479	284	3281	59.3	19	14	63	81.1
Opp. Total	471	279	3532	59.2	17	15	71t	81.5

PASS RECEIVING

	No.	Yds.	Avg.	LG	TD
R. Thomas	43	494	11.5	39	1
Barnett	41	564	13.8	63	5
McNair	37	342	9.2	36	1
Harry	35	431	12.3	36	3
Birden	27	465	17.2	57t	2
Hayes	19	208	10.9	23	2
Williams	16	147	9.2	17	2
B. Jones	14	97	6.9	14	1
Holohan	13	113	8.7	26	2
Paige	9	111	12.3	26	0
Stradford	9	91	10.1	17	0
F. Jones	8	85	10.6	23	0
Saxon	6	55	9.2	22	0
Okoye	3	34	11.3	13	0
Anders	2	30	15.0	17	0
Word	2	13	6.5	8	0
CHIEFS TOTALS	284	3281	11.6	63	19
Opp. Total	279	3532	12.7	71t	17

RUSHING

	No.	Yds.	Avg.	LG	TD
Okoye	225	1031	4.6	48	9
Word	160	684	4.3	37	4
Williams	97	447	4.6	21	1
McNair	10	51	5.1	11	0
Saxon	6	13	2.2	8	0
Stradford	1	7	7.0	7	0
Vlasic	1	-1	-1.0	-1	0
DeBerg	21	-15	-0.7	0	0
CHIEFS TOTALS	521	2217	4.3	48	14
Opp. Total	417	1770	4.2	60t	8

TEAM LEADERS

Scoring: Nick Lowery 110 pts: 35 PATs, 25 FGs
 INTs: Deron Cherry 4-31 yds., 0 TDs
 Tackles: Deron Cherry 116 (59 solo)
 Sacks: Derrick Thomas 13.5 (-112.0 yds.)
 Punting: Bryan Barker 57-2303 yds., 40.4 avg., 11 in 20, 57 LG
 Punt Returns: Troy Stradford 22-150 yds., 6.8 avg., 0 TDs
 Kickoff Returns: Harvey Williams 24-524 yds., 21.8 avg., 0 TDs

LEAGUE STANDINGS



AMERICAN FOOTBALL CONFERENCE

Western Division

	W	L	T	Pct.
Denver	12	4	0	.750
Kansas City †	10	6	0	.625
L.A. Raiders †	9	7	0	.563
Seattle	7	9	0	.438
San Diego	4	12	0	.250

Central Division

	W	L	T	Pct.
Houston	11	5	0	.688
Pittsburgh	7	9	0	.438
Cleveland	6	10	0	.375
Cincinnati	3	13	0	.188

Eastern Division

	W	L	T	Pct.
Buffalo	13	3	0	.813
N.Y. Jets †	8	8	0	.500
Miami	8	8	0	.500
New England	6	10	0	.375
Indianapolis	1	15	0	.063



NATIONAL FOOTBALL CONFERENCE

Western Division

	W	L	T	Pct.
New Orleans	11	5	0	.688
Atlanta †	10	6	0	.625
San Francisco	10	6	0	.625
L.A. Rams	3	13	0	.188

Central Division

	W	L	T	Pct.
Detroit	12	4	0	.750
Chicago †	11	5	0	.688
Minnesota	8	8	0	.500
Green Bay	4	12	0	.250
Tampa Bay	3	13	0	.188

Eastern Division

	W	L	T	Pct.
Washington	14	2	0	.875
Dallas †	11	5	0	.688
Philadelphia	10	6	0	.625
N.Y. Giants	8	8	0	.500
Phoenix	4	12	0	.250

AFL Championship: Buffalo 10, Denver 7
NFL Championship: Washington 41, Detroit 10
Super Bowl XXVI: Washington 37, Buffalo 24

REGULAR STARTERS

OFFENSE

WR	Robb Thomas
LT	John Alt
LG	Dave Szott
C	Tim Grunhard
RG	Dave Lutz
RT	Rich Baldinger
TE	Jonathan Hayes
WR	Tim Barnett
QB	Steve DeBerg
FB	Bill Jones
RB	Christian Okoye
K	Nick Lowery

DEFENSE

LE	Neil Smith
NT	Dan Saleaumua
RE	Bill Maas
LOLB	Chris Martin
LILB	Tracy Simien
RILB	Dino Hackett
ROLB	Derrick Thomas
LCB	Jayice Pearson
	Albert Lewis
RCB	Kevin Ross
SS	Kevin Porter
FS	Deron Cherry
P	Bryan Barker

PRO BOWLERS IN BOLD

TEAM STATISTICS

	CHIEFS	OPP.
TOTAL FIRST DOWNS	322	275
Rushing/Passing/Penalty	127/172/23	88/168/19
3rd Down: Made/Att.	92/205	76/191
3rd Down Pct.	44.9	39.8
4th Down: Made/Att.	12/20	11/18
4th Down Pct.	60.0	61.1
TOTAL NET YARDS	5321	4998
Avg. Per Game	332.6	312.4
Total Plays	1021	927
Avg. Per Play	5.2	5.4
NET YARDS RUSHING	2217	1770
Avg. Per Game	138.6	110.6
Total Rushes	521	417
Avg. Per Play	4.3	4.2
NET YARDS PASSING	3104	3228
Avg. Per Game	194.0	201.8
Sacked/Yards Lost	21/177	39/304
Gross Yards	3281	3532
Attempts/Completions	479/284	471/279
Pct. of Completions	59.3	59.2
Had Intercepted	14	15
PUNTS/AVERAGE	57/40.4	60/42.5
Net Punting Avg.	35.0	36.5
PUNT RETURNS/YARDS	34/258	27/190
KICKOFF RETURNS/YARDS	48/978	57/1171
PENALTIES/YARDS	94/724	110/827
FUMBLES/LOST	22/8	27/18
TOUCHDOWNS	35	27
Rushing/Passing	14/19	9/17
Defensive/Kicking Game	2/0	2/0
TIME OF POSSESSION	31:16	28:44

SCORE BY PERIODS	1	2	3	4	OT	Total
CHIEFS TOTAL	44	91	79	105	3	322
Opp. Total	58	85	50	59	0	252



11-5 • 2nd AFC West • Marty Schottenheimer

Preseason (1-3)

8/11 L	3-19	at L.A. Rams (Berlin, Germany)	55,429
8/18 L	0-20	N.Y. JETS	40,448
8/24 L	21-35	at Detroit	50,293
8/31 W	27-14	GREEN BAY	42,806

Regular Season (11-5)

9/9 W	24-21	MINNESOTA	68,363
9/17 L	23-24	at Denver (Mon) (N)	75,277
9/23 W	17-3	at Green Bay	58,817
9/30 W	34-0	CLEVELAND	77,704
10/7 L	19-23	at Indianapolis	54,950
10/14 W	43-24	DETROIT	74,312
10/21 L	7-19	at Seattle	60,358
11/4 W	9-7	L.A. RAIDERS	70,951
11/11 L	16-17	SEATTLE	71,285
11/18 W	27-10	SAN DIEGO	63,717
11/25 W	27-24	at L.A. Raiders	65,710
12/2 W	37-7	at New England	26,280
12/9 W	31-20	DENVER	74,347
12/16 L	10-27	HOUSTON	61,756
12/23 W	24-21	at San Diego	45,135
12/29 W	21-10	at Chicago (Sat)	60,262

AFC Wild Card Playoff Game

1/5 L	16-17	at Miami (Sat)	67,276
-------	-------	----------------	--------

INDIVIDUAL STATISTICS

	PASSING							
	Att.	Cmp.	Yds.	Pct.	TD	Int	LG	Rating
DeBerg	444	258	3444	58.1	23	4	90t	96.3
Pelluer	5	2	14	40.0	0	1	11	8.3
CHIEFS TOTALS	449	260	3458	57.9	23	5	90t	94.9
Opp. Total	512	267	3662	52.1	16	20	87t	69.5

	PASS RECEIVING				
	No.	Yds.	Avg.	LG	TD
Paige	65	1021	15.7	86t	5
R. Thomas	41	545	13.3	47t	4
Harry	41	519	12.7	60	2
McNair	40	507	12.7	65	2
B. Jones	19	137	7.2	19	5
Birden	15	352	23.5	90t	3
Roberts	11	119	10.8	27	0
Hayes	9	83	9.2	21	1
Mandley	7	97	13.9	24	0
Word	4	28	7.0	10	0
Okoye	4	23	5.8	8	0
Whitaker	2	17	8.5	16	1
F. Jones	1	5	5.0	5	0
Saxon	1	5	5.0	5	0
CHIEFS TOTALS	260	3458	13.3	90t	23
Opp. Total	267	3662	13.7	87t	16

	RUSHING				
	No.	Yds.	Avg.	LG	TD
Word	204	1015	5.0	53t	4
Okoye	245	805	3.3	32	7
McNair	14	61	4.4	13	0
B. Jones	10	47	4.7	14	0
Saxon	3	15	5.0	8	0
Pelluer	5	6	1.2	5	0
Goodburn	1	5	5.0	5	0
F. Jones	1	-1	-1.0	-1	0
DeBerg	21	-5	-0.2	6	0
CHIEFS TOTALS	504	1948	3.9	53t	11
Opp. Total	373	1640	4.4	42	12

TEAM LEADERS

Scoring: Nick Lowery 139 pts: 37 PATs, 34 FGs
INTs: Kevin Ross 5-97 yds., 0 TDs
Tackles: Dino Hackett 95 (53 solo)
Sacks: Derrick Thomas 20.0 (-150.0 yds.)
Punting: Bryan Barker 64-2479 yds., 38.7 avg., 16 in 20, 56 LG
Punt Returns: Naz Worthen 25-180 yds., 7.2 avg., 0 TDs
Kickoff Returns: Todd McNair 14-227 yds., 16.2 avg., 0 TDs

LEAGUE STANDINGS



AMERICAN FOOTBALL CONFERENCE

Western Division

	W	L	T	Pct.
L.A. Raiders	12	4	0	.750
Kansas City †	11	5	0	.688
Seattle	9	7	0	.563
San Diego	6	10	0	.375
Denver	5	11	0	.313

Central Division

	W	L	T	Pct.
Cincinnati	9	7	0	.563
Houston †	9	7	0	.563
Pittsburgh	9	7	0	.563
Cleveland	3	13	0	.188

Eastern Division

	W	L	T	Pct.
Buffalo	13	3	0	.813
Miami †	12	4	0	.750
Indianapolis	7	9	0	.438
N.Y. Jets	6	10	0	.375
New England	1	15	0	.063



NATIONAL FOOTBALL CONFERENCE

Western Division

	W	L	T	Pct.
San Francisco	14	2	0	.875
New Orleans †	8	8	0	.500
L.A. Rams	5	11	0	.313
Atlanta	5	11	0	.313

Central Division

	W	L	T	Pct.
Chicago	11	5	0	.688
Tampa Bay	6	10	0	.375
Detroit	6	10	0	.375
Green Bay	6	10	0	.375
Minnesota	6	10	0	.375

Eastern Division

	W	L	T	Pct.
N.Y. Giants	13	3	0	.813
Philadelphia †	10	6	0	.625
Washington †	10	6	0	.625
Dallas	7	9	0	.438
Phoenix	5	11	0	.313

AFL Championship: Buffalo 51, L.A. Raiders 3

NFL Championship: N.Y. Giants 15, San Francisco 13

Super Bowl XXV: N.Y. Giants 20, Buffalo 19

REGULAR STARTERS

OFFENSE		DEFENSE	
WR	Robb Thomas	LE	Neil Smith
LT	John Alt	NT	Dan Saleaumua
LG	Frank Winters	RE	Bill Maas
	Dave Szott	LOLB	Chris Martin
C	Mike Webster	LILB	Percy Snow
	Tim Grunhard	RILB	Dino Hackett
RG	Dave Lutz	ROLB	Derrick Thomas
RT	Rich Baldinger	LCB	Albert Lewis
TE	Alfredo Roberts	RCB	Kevin Ross
	Jonathan Hayes	SS	Kevin Porter
WR	Stephone Paige	FS	Jeff Donaldson
QB	Steve DeBerg		Deron Cherry
FB	Bill Jones	P	Bryan Barker
RB	Christian Okoye		Kelly Goodburn
K	Nick Lowery		

PRO BOWLERS IN BOLD

TEAM STATISTICS

	CHIEFS	OPP.
TOTAL FIRST DOWNS	280	268
Rushing/Passing/Penalty	115/142/23	85/164/19
3rd Down: Made/Att.	91/222	81/204
3rd Down Pct.	41.0	39.7
4th Down: Made/Att.	7/10	3/15
4th Down Pct.	70.0	20.0
TOTAL NET YARDS	5215	4881
Avg. Per Game	325.9	305.1
Total Plays	975	945
Avg. Per Play	5.3	5.2
NET YARDS RUSHING	1948	1640
Avg. Per Game	121.8	102.5
Total Rushes	504	373
Avg. Per Play	3.9	4.4
NET YARDS PASSING	3267	3241
Avg. Per Game	204.2	202.6
Sacked/Yards Lost	22/191	60/421
Gross Yards	3458	3662
Attempts/Completions	449/260	512/267
Pct. of Completions	57.9	52.1
Had Intercepted	5	20
PUNTS/AVERAGE	81/38.7	72/37.0
Net Punting Avg.	32.9	32.3
PUNT RETURNS/YARDS	37/254	44/411
KICKOFF RETURNS/YARDS	46/784	81/1391
PENALTIES/YARDS	111/886	122/859
FUMBLES/LOST	30/14	38/25
TOUCHDOWNS	38	30
Rushing/Passing	11/23	12/16
Defensive/Kicking Game	2/2	0/2
TIME OF POSSESSION	31:30	28:30

SCORE BY PERIODS	1	2	3	4	OT	Total
CHIEFS TOTAL	86	123	71	89	0	369
Opp. Total	48	66	62	81	0	257

1989

KANSAS CITY CHIEFS



8-7-1 • 2nd AFC West • Marty Schottenheimer

Preseason (1-3)

8/12	L	13-23	at Minnesota (Memphis, TN)	63,528
8/20	L	7-45	N.Y. GIANTS	36,820
8/27	W	22-17	at Chicago	56,343
9/1	L	13-15 OT	N.Y. JETS	41,105

Regular Season (8-7-1)

9/10	L	20-34	at Denver	74,284
9/17	W	24-19	L.A. RAIDERS	71,741
9/24	L	6-21	at San Diego	40,128
10/1	L	17-21	CINCINNATI	61,356
10/8	W	20-16	at Seattle	60,715
10/15	L	14-20	at L.A. Raiders	40,453
10/22	W	36-28	DALLAS	76,841
10/29	L	17-23	at Pittsburgh	54,194
11/5	W	20-10	SEATTLE	54,489
11/12	L	13-16	DENVER	76,245
11/19	T	10-10 OT	at Cleveland	77,922
11/26	W	34-0	HOUSTON	51,342
12/3	W	26-21	MIAMI	54,610
12/10	W	21-3	at Green Bay	56,694
12/17	L	13-20	SAN DIEGO	40,623
12/24	W	27-24	at Miami	43,612

INDIVIDUAL STATISTICS

	Att.	Cmp.	PASSING		TD	Int	LG	Rating
			Yds.	Pct.				
DeBerg	324	196	2529	60.5	11	16	50	75.8
Jaworski	61	36	385	59.0	2	5	32	54.3
Pelluer	47	26	301	55.3	1	0	24	82.0
Elkins	2	1	5	50.0	0	1	5	16.7
Saxon	1	0	0	0.0	0	1	0	0.0
CHIEFS TOTALS	435	259	3220	59.5	14	23	50	71.2
Opp. Total	471	236	2821	50.1	16	15	64t	66.8

PASS RECEIVING

	No.	Yds.	Avg.	LG	TD
Paige	44	759	17.3	50	2
Mandley	35	476	13.6	44	1
McNair	34	372	10.9	24	1
Harry	33	430	13.0	25	2
Heard	25	246	9.8	27	1
Weathers	17	192	11.3	27	0
Hayes	18	229	12.7	23	2
Saxon	11	86	7.8	18	0
Dressel	9	136	15.1	49t	1
R. Thomas	8	58	7.3	12	2
Roberts	8	55	6.9	25	1
Carson	7	95	13.6	28	1
Worthen	5	69	13.8	21	0
Okoye	2	12	6.0	8	0
Gamble	2	2	1.0	6	0
Carruth	1	3	3.0	3	0
CHIEFS TOTALS	259	3220	12.4	50	14
Opp. Total	236	2821	12.0	64t	16

RUSHING

	No.	Yds.	Avg.	LG	TD
Okoye	370	1480	4.0	59	12
Saxon	58	233	4.0	19	3
Heard	63	216	3.4	28	0
Pelluer	17	143	8.4	27	2
McNair	23	121	5.3	25	0
Gamble	6	24	4.0	20	1
Harry	1	9	9.0	9	0
Jaworski	4	5	1.3	4	0
Agee	1	3	3.0	3	0
Mandley	2	1	0.5	8	0
DeBerg	14	-8	-0.6	15	0
CHIEFS TOTALS	559	2227	4.0	59	18
Opp. Total	445	1766	4.0	63t	9

TEAM LEADERS

Scoring: Nick Lowery 106 pts: 34 PATs, 24 FGs
INTs: Albert Lewis 4-37 yds., 0 TDs
 Kevin Ross 4-29 yds., 0 TDs
Tackles: Deron Cherry 87 (45 solo)
Sacks: Derrick Thomas 10.0 (-95.5 yds.)
Punting: Kelly Goodburn 67-2688 yds., 40.1 avg., 25 In 20, 54 LG
Punt Returns: Pete Mandley 19-151 yds., 7.9 avg., 0 TDs
Kickoff Returns: Danny Copeland 26-466 yds., 17.9 avg., 0 TDs

LEAGUE STANDINGS



AMERICAN FOOTBALL CONFERENCE

Western Division

	W	L	T	Pct.
Denver	11	5	0	.688
Kansas City	8	7	1	.531
L.A. Raiders	8	8	0	.500
Seattle	7	9	0	.438
San Diego	6	10	0	.375

Central Division

	W	L	T	Pct.
Cleveland	9	6	1	.594
Houston †	9	7	0	.563
Pittsburgh †	9	7	0	.563
Cincinnati	8	8	0	.500

Eastern Division

	W	L	T	Pct.
Buffalo	9	7	0	.563
Indianapolis	8	8	0	.500
Miami	8	8	0	.500
New England	5	11	0	.313
N.Y. Jets	4	12	0	.250



NATIONAL FOOTBALL CONFERENCE

Western Division

	W	L	T	Pct.
San Francisco	14	2	0	.875
L.A. Rams †	11	5	0	.688
New Orleans	9	7	0	.563
Atlanta	3	13	0	.188

Central Division

	W	L	T	Pct.
Minnesota	10	6	0	.625
Green Bay	10	6	0	.625
Detroit	7	9	0	.438
Chicago	6	10	0	.375
Tampa Bay	5	11	0	.313

Eastern Division

	W	L	T	Pct.
N.Y. Giants	12	4	0	.750
Philadelphia †	11	5	0	.688
Washington	10	6	0	.625
Phoenix	5	11	0	.313
Dallas	1	15	0	.063

AFL Championship: Denver 37, Cleveland 21
NFL Championship: San Francisco 30, L.A. Rams 3
Super Bowl XXIV: San Francisco 55, Denver 10

REGULAR STARTERS

OFFENSE

WR	Pete Mandley
LT	John Alt
LG	Mark Adickes
C	Mike Webster
RG	Dave Lutz
RT	Irv Eatman
TE	Jonathan Hayes
WR	Stephone Paige
QB	Steve DeBerg
RB	Christian Okoye
RB	Herman Heard
K	Nick Lowery

DEFENSE

LE	Neil Smith
NT	Bill Maas
	Dan Saleaumua
RE	Mike Bell
	Leonard Griffin
LOLB	Chris Martin
LILB	Walker Lee Ashley
RILB	Dino Hackett
ROLB	Derrick Thomas
LCB	Albert Lewis
RCB	Kevin Ross
SS	Kevin Porter
FS	Deron Cherry
P	Kelly Goodburn

PRO BOWLERS IN BOLD

TEAM STATISTICS

	CHIEFS	OPP.
TOTAL FIRST DOWNS	304	252
Rushing/Passing/Penalty	120/165/19	92/140/20
3rd Down: Made/Att.	88/208	81/211
3rd Down Pct.	42.3	38.4
4th Down: Made/Att.	6/9	8/15
4th Down Pct.	66.7	53.3
TOTAL NET YARDS	5265	4293
Avg. Per Game	329.1	268.3
Total Plays	1017	952
Avg. Per Play	5.2	4.5
NET YARDS RUSHING	2227	1766
Avg. Per Game	139.2	110.4
Total Rushes	559	445
Avg. Per Play	4.0	4.0
Net Yards Passing	3038	2527
Avg. Per Game	189.9	157.9
Sacked/Yards Lost	23/182	36/294
Gross Yards	3220	2821
Attempts/Completions	435/259	471/236
Pct. of Completions	59.5	50.1
Had Intercepted	23	15
PUNTS/AVERAGE	67/40.1	82/39.1
Net Punting Avg.	33.8	32.9
PUNT RETURNS/YARDS	44/331	40/325
KICKOFF RETURNS/YARDS	52/915	55/1156
PENALTIES/YARDS	116/878	102/797
FUMBLES/LOST	32/18	32/18
TOUCHDOWNS	35	32
Rushing/Passing	18/14	9/16
Defensive/Kicking Game	2/1	5/2
TIME OF POSSESSION	32:35	27:25

SCORE BY PERIODS	1	2	3	4	OT	Total
CHIEFS TOTAL	67	137	53	61	0	318
Opp. Total	74	83	47	82	0	286



4-11-1 • 5th AFC West • Frank Gansz

Preseason (2-1-1)

8/6	W	34-21	CINCINNATI	31,947
8/13	W	27-13	at Atlanta	23,369
8/19	T	21-21 OT	at Green Bay (Milwaukee, WI)	32,361
8/25	L	21-41	PHOENIX	36,883

Regular Season (4-11-1)

9/4	L	3-6	CLEVELAND	55,654
9/11	L	10-31	at Seattle	61,512
9/18	W	20-13	DENVER	63,268
9/25	L	23-24	SAN DIEGO	45,498
10/2	T	17-17 OT	at N.Y. Jets	66,110
10/9	L	6-7	at Houston	39,134
10/16	L	17-27	L.A. RAIDERS	77,078
10/23	L	6-7	DETROIT	66,926
10/30	L	10-17	at L.A. Raiders	36,103
11/6	L	11-17	at Denver	74,227
11/13	W	31-28	CINCINNATI	34,614
11/20	W	27-24	SEATTLE	33,152
11/27	L	10-16	at Pittsburgh	42,057
12/4	W	38-34	N.Y. JETS	30,059
12/11	L	12-28	at N.Y. Giants	69,809
12/18	L	13-24	at San Diego	26,339

INDIVIDUAL STATISTICS

	Att.	Cmp.	PASSING			Int	LG	Rating
			Yds.	Pct.	TD			
DeBerg	414	224	2935	54.1	16	16	80t	73.5
Kenney	114	58	549	50.9	0	5	25	46.3
CHIEFS TOTALS	528	282	3484	53.4	16	21	80t	67.6
Opp. Total	410	214	2591	52.2	12	18	42t	63.4

	No.	PASS RECEIVING		LG	TD
		Yds.	Avg.		
Paige	61	902	14.8	49	7
Palmer	53	611	11.5	71t	4
Carson	46	711	15.5	80t	3
Harry	26	362	13.9	38	1
Hayes	22	233	10.6	25	1
Heard	20	198	9.9	32	0
Saxon	19	177	9.3	22	0
Roberts	10	104	10.4	20	0
Taylor	9	105	11.7	36	0
Okoye	8	51	6.4	12	0
Moriarty	6	40	6.7	12	0
Colbert	1	-3	-3.0	-3	0
Gamble	1	-7	-7.0	-7	0
CHIEFS TOTALS	282	3484	12.4	80t	16
Opp. Total	214	2591	12.1	42t	12

	No.	RUSHING		LG	TD
		Yds.	Avg.		
Okoye	105	473	4.5	48	3
Palmer	134	452	3.4	26t	2
Heard	106	438	4.1	20	0
Saxon	60	236	3.9	14	2
Moriarty	20	62	3.1	9	0
DeBerg	18	30	1.7	13	1
Goodburn	1	15	15.0	15	0
Kenney	2	4	2.0	2	0
Taylor	1	2	2.0	2	0
Carson	1	1	1.0	1	0
CHIEFS TOTALS	448	1713	3.8	48	8
Opp. Total	609	2592	4.3	36	23

TEAM LEADERS

Scoring: Nick Lowery 104 pts: 23 PATs, 27 FGs
INTs: Deron Cherry 7-51 yds., 0 TDs
Tackles: Deron Cherry 151 (90 solo)
Sacks: Bill Maas 4.0 (-34.0 yds.)
Punting: Kelly Goodburn 76-3059 yds., 40.3 avg., 10 In 20, 59 LG
Punt Returns: Kitrick Taylor 29-187 yds., 6.4 avg., 0 TDs
Kickoff Returns: Kenny Gamble 15-291 yds., 19.4 avg., 0 TDs

LEAGUE STANDINGS



AMERICAN FOOTBALL CONFERENCE

Western Division

	W	L	T	Pct.
Seattle	9	7	0	.563
Denver	8	8	0	.500
L.A. Raiders	7	9	0	.438
San Diego	6	10	0	.375
Kansas City	4	11	1	.281

Central Division

	W	L	T	Pct.
Cincinnati	12	4	0	.750
Cleveland †	10	6	0	.625
Houston †	10	6	0	.625
Pittsburgh	5	11	0	.313

Eastern Division

	W	L	T	Pct.
Buffalo	12	4	0	.750
Indianapolis	9	7	0	.563
New England	9	7	0	.563
N.Y. Jets	8	7	1	.531
Miami	6	10	0	.375



NATIONAL FOOTBALL CONFERENCE

Western Division

	W	L	T	Pct.
San Francisco	10	6	0	.625
L.A. Rams †	10	6	0	.625
New Orleans	10	6	0	.625
Atlanta	5	11	0	.313

Central Division

	W	L	T	Pct.
Chicago	12	4	0	.750
Minnesota †	11	5	0	.688
Tampa Bay	5	11	0	.313
Detroit	4	12	0	.250
Green Bay	4	12	0	.250

Eastern Division

	W	L	T	Pct.
Philadelphia	10	6	0	.625
N.Y. Giants	10	6	0	.625
Washington	7	9	0	.438
Phoenix	7	9	0	.438
Dallas	3	13	0	.188

AFL Championship: Cincinnati 21, Buffalo 10
NFL Championship: San Francisco 28, Chicago 3
Super Bowl XXIII: San Francisco 20, Cincinnati 16

REGULAR STARTERS

OFFENSE		DEFENSE	
WR	Carlos Carson	LE	Leonard Griffin
LT	John Alt		Neil Smith
LG	Rich Baldinger	NT	Bill Maas
C	Tom Baugh	RE	Mike Bell
RG	Mark Adickes	LOLB	Jack Del Rio
RT	Irv Eatman	LILB	Aaron Pearson
TE	Alfredo Roberts	RILB	Dino Hackett
	Jonathan Hayes	ROLB	Tim Coffield
WR	Stephone Paige	LCB	Albert Lewis
QB	Steve DeBerg	RCB	Kevin Ross
RB	Christian Okoye	SS	Lloyd Burruss
RB	Paul Palmer		Kevin Porter
K	Nick Lowery	FS	Deron Cherry
		P	Kelly Goodburn

PRO BOWLERS IN BOLD

TEAM STATISTICS

	CHIEFS	OPP.
TOTAL FIRST DOWNS	289	318
Rushing/Passing/Penalty	104/161/24	162/136/20
3rd Down: Made/Att.	88/224	94/209
3rd Down Pct.	39.3	45.0
4th Down: Made/Att.	12/18	6/13
4th Down Pct.	66.7	46.2
TOTAL NET YARDS	4844	5026
Avg. Per Game	302.8	314.1
Total Plays	1019	1042
Avg. Per Play	4.8	4.8
NET YARDS RUSHING	1713	2592
Avg. Per Game	107.1	162.0
Total Rushes	448	609
Avg. Per Play	3.8	4.3
NET YARDS PASSING	3131	2434
Avg. Per Game	195.7	152.1
Sacked/Yards Lost	43/353	23/157
Gross Yards	3484	2591
Attempts/Completions	528/282	410/214
Pct. of Completions	53.4	52.2
Had Intercepted	21	18
PUNTS/AVERAGE	76/40.3	63/40.2
Net Punting Avg.	31.9	34.2
PUNT RETURNS/YARDS	32/215	48/473
KICKOFF RETURNS/YARDS	56/925	57/1380
PENALTIES/YARDS	85/636	106/854
FUMBLES/LOST	21/12	30/13
TOUCHDOWNS	24	39
Rushing/Passing	8/16	23/12
Defensive/Kicking Game	0/0	2/2
TIME OF POSSESSION	28:31	31:29

SCORE BY PERIODS	1	2	3	4	OT	Total
CHIEFS TOTAL	51	74	47	82	0	254
Opp. Total	77	118	52	73	0	320



4-11 • 5th AFC West • Frank Gansz

		Preseason (4-1)		
8/8	L 7-20	at San Francisco	23,826	
		Hall of Fame Game (Canton, OH)		
8/13	W 32-20	at Houston	30,147	
8/22	W 13-10	ATLANTA	39,164	
8/29	W 34-14	BUFFALO	43,887	
9/6	W 13-10 OT	St. Louis (Memphis, TN)	62,353	
		Regular Season (4-11)		
9/13	W 20-13	SAN DIEGO	56,940	
9/20	L 14-43	at Seattle	61,667	
9/27		MINNESOTA (Cancelled/Strike)		
10/4	L 17-35	# at L.A. Raiders	10,708	
10/11	L 0-42	# at Miami	25,867	
10/18	L 17-26	# DENVER	20,296	
10/25	L 21-42	at San Diego	47,972	
11/1	L 28-31	at Chicago	63,498	
11/8	L 16-17	PITTSBURGH	45,249	
11/15	L 9-16	N.Y. JETS	40,718	
11/22	L 3-23	GREEN BAY	34,611	
11/26	W 27-20	at Detroit (Thur) (Thnks)	43,820	
12/6	L 27-30 OT	at Cincinnati	46,489	
12/13	W 16-10	L.A. RAIDERS	63,834	
12/19	L 17-20	at Denver (Sat)	75,053	
12/27	W 41-20	SEATTLE	20,370	

#-Replacement Games

INDIVIDUAL STATISTICS

	PASSING							
	Att.	Cmp.	Yds.	Pct.	TD	Int	LG	Rating
Kenney	273	154	2107	56.4	15	9	81t	85.8
Seuer	55	26	340	47.3	0	4	33	36.9
Blackledge	31	15	154	48.4	1	1	19	60.4
Palmer	1	0	0	0.0	0	0	0	39.6
Others	72	41	384	56.9	1	3	23	42.2
CHIEFS TOTALS	432	236	2985	54.6	17	17	81t	73.1
Opp. Total	484	279	3473	57.6	25	11	44	87.8

	PASS RECEIVING				
	No.	Yds.	Avg.	LG	TD
Carson	55	1044	19.0	81t	7
Paige	43	707	16.4	51	4
Okoye	24	169	7.0	22	3
Hayes	21	272	13.0	33	2
Heard	14	118	8.4	15	0
Marshall	10	126	12.6	19	0
Moriarty	10	37	3.7	8	1
Coffman	5	42	8.4	13t	1
Palmer	4	27	6.8	10	0
Arnold	3	26	8.7	10	0
D. Colbert	3	21	7.0	9	0
Keel	2	9	4.5	7	0
Adickes	1	3	3.0	3t	1
Others	41	384	9.4	23	1
CHIEFS TOTALS	236	2985	12.6	81t	17
Opp. Total	279	3473	12.4	44	25

	RUSHING				
	No.	Yds.	Avg.	LG	TD
Okoye	157	660	4.2	43t	3
Heard	82	466	5.7	64t	3
Palmer	24	155	6.5	35	0
Moriarty	30	107	3.6	11	0
Seurer	9	33	3.7	11	0
Blackledge	5	21	4.2	11	0
Goodburn	1	16	16.0	16	0
Clemons	2	7	3.5	7	0
Kenney	12	-2	-0.2	6	0
Carson	1	-7	-7.0	-7	0
Others	96	343	3.6	17	1
CHIEFS TOTALS	419	1799	4.3	64t	7
Opp. Total	535	2333	4.4	48	16

TEAM LEADERS

Scoring: Nick Lowery 83 pts: 26 PATs, 19 FGs
 INTs: Deron Cherry 3-58 yds., 0 TDs
 Kevin Ross 3-40 yds., 0 TDs
 Tackles: Dino Hackett 103 (74 solo)
 Sacks: Mike Bell 6.5 (-44.0 yds.)
 Punting: Kelly Goodburn 76-3059 yds., 40.3 avg., 13 In 20, 55 LG
 Punt Returns: Kitrick Taylor 29-187 yds., 6.4 avg., 0 TDs
 Kickoff Returns: Kenny Gamble 15-291 yds., 19.4 avg., 0 TDs

LEAGUE STANDINGS



AMERICAN FOOTBALL CONFERENCE

Western Division

	W	L	T	Pct.
Denver	10	4	1	.700
Seattle †	9	6	0	.600
San Diego	8	7	0	.533
L.A. Raiders	5	10	0	.333
Kansas City	4	11	0	.267

Central Division

	W	L	T	Pct.
Cleveland	10	5	0	.667
Houston †	9	6	0	.600
Pittsburgh	8	7	0	.533
Cincinnati	4	11	0	.267

Eastern Division

	W	L	T	Pct.
Indianapolis	9	6	0	.600
New England	8	7	0	.533
Miami	8	7	0	.533
Buffalo	7	8	0	.467
N.Y. Jets	6	9	0	.400



NATIONAL FOOTBALL CONFERENCE

Western Division

	W	L	T	Pct.
San Francisco	13	2	0	.867
New Orleans †	12	3	0	.800
L.A. Rams	6	9	0	.400
Atlanta	3	12	0	.200

Central Division

	W	L	T	Pct.
Chicago	11	4	0	.733
Minnesota †	8	7	0	.533
Green Bay	5	9	1	.367
Tampa Bay	4	11	0	.267
Detroit	4	11	0	.267

Eastern Division

	W	L	T	Pct.
Washington	11	4	0	.733
Dallas	7	8	0	.467
St. Louis	7	8	0	.467
Philadelphia	7	8	0	.467
N.Y. Giants	6	9	0	.400

AFL Championship: Denver 38, Cleveland 33
 NFL Championship: Washington 17, Minnesota 10
 Super Bowl XXII: Washington 42, Denver 10

REGULAR STARTERS

OFFENSE

WR Carlos Carson
 LT John Alt
 LG Rich Baldinger
 C Tom Baugh
 RG Rick Donnalley
 RT Mark Adickes
 TE Jonathan Hayes
 WR Stephone Paige
 QB Bill Kenney
 RB Christian Okoye
 RB Herman Heard
 K Nick Lowery

DEFENSE

LE Art Still
 NT Bill Maas
 RT Pete Koch
 RE Mike Bell
 OLB Louis Cooper
 ILB Aaron Pearson
 MLB Dino Hackett
 OLB Tim Coffield
 Jack Del Rio
 LCB Albert Lewis
 RCB Kevin Ross
 SS Lloyd Burruss
 FS Deron Cherry
 P Kelly Goodburn

*Does not include replacement players.

PRO BOWLERS IN BOLD

TEAM STATISTICS

	CHIEFS	OPP.
TOTAL FIRST DOWNS	265	344
Rushing/Passing/Penalty	97/141/27	139/172/33
3rd Down: Made/Att.	77/192	92/206
3rd Down Pct.	40.1	44.7
4th Down: Made/Att.	4/10	5/15
4th Down Pct.	40.0	33.3
TOTAL NET YARDS	4418	5639
Avg. Per Game	294.5	375.9
Total Plays	899	1045
Avg. Per Play	4.9	5.4
NET YARDS RUSHING	1799	2333
Avg. Per Game	119.9	155.5
Total Rushes	419	535
Avg. Per Play	4.3	4.7
NET YARDS PASSING	2619	3306
Avg. Per Game	174.6	220.4
Sacked/Yards Lost	48/366	26/167
Gross Yards	2985	3473
Attempts/Completions	432/236	484/279
Pct. of Completions	54.6	57.6
Had Intercepted	17	11
PUNTS/AVERAGE	69/40.4	56/40.4
Net Punting Avg.	32.3	31.7
PUNT RETURNS/YARDS	32/346	43/442
KICKOFF RETURNS/YARDS	70/1437	55/1263
PENALTIES/YARDS	108/861	112/936
FUMBLES/LOST	41/24	24/17
TOUCHDOWNS	30	45
Rushing/Passing	7/17	16/25
Defensive/Kicking Game	1/5	3/1
TIME OF POSSESSION	27:10	32:50

SCORE BY PERIODS	1	2	3	4	OT	Total
CHIEFS TOTAL	55	88	74	56	0	273
Opp. Total	88	116	93	88	3	388



10-6 • 2nd AFC West • John Mackovic

Preseason (2-2)

8/9	W	20-0	CINCINNATI	30,067
8/16	W	27-26	at St. Louis	30,305
8/23	L	6-13	BUFFALO	39,911
8/30	L	10-13	at New Orleans	47,945

Regular Season (10-6)

9/7	W	24-14	CINCINNATI	43,430
9/14	L	17-23	at Seattle	64,947
9/21	W	27-13	HOUSTON	43,699
9/28	W	20-17	at Buffalo	67,555
10/5	L	17-24	L.A. RAIDERS	74,430
10/12	L	7-20	at Cleveland	72,304
10/19	W	42-41	SAN DIEGO	55,767
10/26	W	27-20	TAMPA BAY	36,230
11/2	W	24-23	at San Diego	44,518
11/9	W	27-7	SEATTLE	53,268
11/16	L	17-38	at Denver	75,745
11/23	L	14-23	at St. Louis	29,680
11/30	L	14-17	BUFFALO	31,492
12/7	W	37-10	DENVER	47,019
12/14	W	20-17	at L.A. Raiders	68,771
12/21	W	24-19	at Pittsburgh	47,150

AFC Wild Card Playoff Game

12/28	L	15-35	at N.Y. Jets	69,307
-------	---	-------	--------------	--------

INDIVIDUAL STATISTICS

	Att.	Cmp.	PASSING			Int	LG	Rating
			Yds.	Pct.	TD			
Kenney	308	161	1922	52.3	13	11	56	70.8
Blackledge	211	96	1200	45.5	10	6	70t	67.6
Green	1	0	0	0	0	1	0	0.0
Marshall	1	0	0	0	0	0	0	39.6
CHIEFS TOTALS	521	257	3122	49.3	23	18	70t	68.5
Opp. Total	569	303	3555	53.3	21	31	51	62.1

	No.	PASS RECEIVING		LG	TD
		Yds.	Avg.		
Paige	52	829	15.9	51	11
Marshall	46	652	14.2	31	1
J. Smith	33	230	7.0	18	3
Carson	21	497	23.7	70t	4
Arnold	20	169	8.5	27	1
Green	19	137	7.2	17	0
Heard	17	83	4.9	13	0
Coffman	12	75	6.3	10	2
Harry	9	211	23.4	53	1
Hayes	8	69	8.6	16	0
Pruitt	8	56	7.0	13	0
Moriarty	7	51	7.3	19	0
Hancock	4	63	15.8	25	0
Kenney	1	0	0.0	0	0
CHIEFS TOTALS	257	3122	12.1	70t	23
Opp. Total	303	3555	11.7	51	21

	No.	RUSHING		LG	TD
		Yds.	Avg.		
Pruitt	139	448	3.2	16	2
Green	90	314	3.5	27	3
Heard	71	295	4.2	40	2
J. Smith	54	238	4.4	32	3
Moriarty	35	115	3.3	11	0
Blackledge	23	60	2.6	14	0
Kenney	18	0	0.0	9	0
Paige	2	-2	-1.0	12	0
CHIEFS TOTALS	432	1468	3.4	40	10
Opp. Total	485	1739	3.6	41t	13

TEAM LEADERS

Scoring: Nick Lowery 100 pts: 43 PATs 19 FGs
INTs: Deron Cherry 9-150 yds., 0 TDs
Tackles: Dino Hackett 140 (78 solo)
Sacks: Art Still 10.5 (-77.0 yds.)
Punting: Lewis Colbert 99-4033 yds., 40.7 avg., 23 In 20, 56 LG
Punt Returns: Jeff Smith 29-245 yds., 8.4 avg., 0 TDs
Kickoff Returns: Boyce Green 10-254 yds., 25.4 avg., 1 TD

LEAGUE STANDINGS



AMERICAN FOOTBALL CONFERENCE

Western Division

	W	L	T	Pct.
Denver	11	5	0	.688
Kansas City †	10	6	0	.625
Seattle	10	6	0	.625
L.A. Raiders	8	8	0	.500
San Diego	4	12	0	.250

Central Division

	W	L	T	Pct.
Cleveland	12	4	0	.750
Cincinnati	10	6	0	.625
Pittsburgh	6	10	0	.325
Houston	5	11	0	.313

Eastern Division

	W	L	T	Pct.
New England	11	5	0	.688
N.Y. Jets †	10	6	0	.625
Miami	8	8	0	.500
Buffalo	4	12	0	.250
Indianapolis	3	13	0	.188



NATIONAL FOOTBALL CONFERENCE

Western Division

	W	L	T	Pct.
San Francisco	10	5	1	.656
L.A. Rams †	10	6	0	.625
Atlanta	7	8	1	.469
New Orleans	7	9	0	.438

Central Division

	W	L	T	Pct.
Chicago	14	2	0	.875
Minnesota	9	7	0	.563
Detroit	5	11	0	.313
Green Bay	4	12	0	.250
Tampa Bay	2	14	0	.125

Eastern Division

	W	L	T	Pct.
N.Y. Giants	14	2	0	.875
Washington †	12	4	0	.750
Dallas	7	9	0	.438
Philadelphia	5	10	1	.344
St. Louis	4	11	1	.281

AFL Championship: Denver 23, Cleveland 20 OT

NFL Championship: N.Y. Giants 17, Washington 0

Super Bowl XXI: N.Y. Giants 39, Denver 20

REGULAR STARTERS

OFFENSE

WR	Carlos Carson
	Henry Marshall
LT	Irv Eatman
LG	Brad Budde
C	Rick Donnalley
RG	Mark Adickes
RT	Dave Lutz
TE	Walt Arnold
WR	Stephone Paige
QB	Todd Blackledge
	Bill Kenney
RB	Herman Heard
RB	Mike Pruitt
K	Nick Lowery

DEFENSE

LE	Art Still
NT	Bill Maas
RE	Pete Koch
LOLB	Louis Cooper
LILB	Dino Hackett
RILB	Scott Radecic
ROLB	Tim Cofield
LCB	Albert Lewis
RCB	Kevin Ross
SS	Lloyd Burruss
FS	Deron Cherry
P	Lewis Colbert

PRO BOWLERS IN BOLD

TEAM STATISTICS

	CHIEFS	OPP.
TOTAL FIRST DOWNS	264	310
Rushing/Passing/Penalty	83/152/29	111/173/26
3rd Down: Made/Att.	74/220	80/224
3rd Down Pct.	33.6	35.7
4th Down: Made/Att.	5/9	7/16
4th Down Pct.	55.6	43.8
TOTAL NET YARDS	4218	4934
Avg. Per Game	263.6	308.4
Total Plays	1003	1098
Avg. Per Play	4.2	4.5
NET YARDS RUSHING	1468	1739
Avg. Per Game	91.8	108.7
Total Rushes	432	485
Avg. Per Play	3.4	3.6
NET YARDS PASSING	2750	3195
Avg. Per Game	171.9	199.7
Sacked/Yards Lost	50/372	44/360
Gross Yards	3122	3555
Attempts/Completions	521/257	569/303
Pct. of Completions	49.3	53.3
Had Intercepted	18	31
PUNTS/AVERAGE	99/40.7	83/37.0
Net Punting Avg.	33.7	30.9
PUNT RETURNS/YARDS	35/265	52/572
KICKOFF RETURNS/YARDS	56/1117	71/1278
PENALTIES/YARDS	96/824	114/965
FUMBLES/LOST	27/17	26/18
TOUCHDOWNS	43	38
Rushing/Passing	10/23	13/21
Returns: Off./Def./Kicking Game*	1/4/5	0/3/1
TIME OF POSSESSION	28:29	31:31

SCORE BY PERIODS	1	2	3	4	OT	Total
CHIEFS TOTAL	67	113	83	95	0	358
Opp. Total	49	121	90	66	0	326



6-10 • 5th AFC West • John Mackovic

Preseason (3-1)

8/10	W	35-27	at Cincinnati	41,115
8/17	L	13-31	NEW ENGLAND	35,162
8/24	W	24-19	at Houston	36,501
8/31	W	17-13	ST. LOUIS	38,618

Regular Season (6-10)

9/8	W	47-27	at New Orleans	57,760
9/12	W	36-20	L.A. RAIDERS (Thur) (N)	72,686
9/22	L	0-31	at Miami	69,791
9/29	W	28-7	SEATTLE	50,485
10/6	L	10-19	at L.A. Raiders	55,133
10/13	L	20-31	at San Diego	50,067
10/20	L	0-16	L.A. RAMS	64,474
10/27	L	10-30	DENVER	68,248
11/3	L	20-23	at Houston	41,238
11/10	L	28-36	PITTSBURGH	46,126
11/17	L	3-31	at San Francisco	56,447
11/24	W	20-7	INDIANAPOLIS	21,762
12/1	L	6-24	at Seattle	52,655
12/8	W	38-10	ATLANTA	18,199
12/14	L	13-14	at Denver (Sat)	69,209
12/22	W	38-34	SAN DIEGO	18,178

INDIVIDUAL STATISTICS

	PASSING							
	Att.	Cmp.	Yds.	Pct.	TD	Int	LG	Rating
Kenney	338	181	2536	53.6	17	9	84t	83.6
Blackledge	172	86	1190	50.0	6	14	70t	50.3
Horton	1	0	0	0	0	0	0	39.6
CHIEFS TOTALS	511	267	3726	52.3	23	23	84t	72.3
Opp. Total	576	332	3752	57.6	22	27	56t	70.5

	PASS RECEIVING				
	No.	Yds.	Avg.	LG	TD
Carson	47	843	17.9	37t	4
Paige	43	943	21.9	84t	10
Heard	31	257	8.3	27	2
W. Arnold	28	339	12.1	38	1
Horton	28	185	6.6	22	1
Marshall	25	446	17.8	50	0
Smith	18	157	8.7	45t	2
Hancock	15	286	19.1	48	2
King	7	45	6.4	8	0
Pruitt	7	43	6.1	9	0
Scott	5	61	12.2	21	0
Holston	5	51	10.2	17	0
Hayes	5	39	7.8	12	1
Jones	3	31	10.3	15	0
CHIEFS TOTALS	267	3726	14.0	84t	23
Opp. Total	332	3752	11.3	56t	22

	RUSHING				
	No.	Yds.	Avg.	LG	TD
Heard	164	595	3.6	33	4
Pruitt	105	366	3.5	54	2
Horton	48	146	3.0	19t	3
Smith	30	118	3.9	27	0
Blackledge	17	97	5.7	25	0
King	28	83	3.0	9	0
Carson	3	25	8.3	13	0
Lacy	6	21	3.5	6	0
Jones	12	19	1.6	7	0
Paige	1	15	15.0	15	0
Kenney	14	1	0.1	5	1
CHIEFS TOTALS	428	1486	3.5	54	10
Opp. Total	513	2169	4.2	50	18

TEAM LEADERS

Scoring: Nick Lowery 107 pts: 35 PATs, 24 FGs
INTs: Albert Lewis 8-59 yds., 0 TDs
Tackles: Deron Cherry 134 (85 solo)
Sacks: Bill Maas 7.0 (-51.0 yds.)
Punting: Jim Arnold 93-3827 yds., 41.2 avg., 15 In 20, 62 LG
Punt Returns: Garcia Lane 43-381 yds., 8.9 avg., 0 TDs
Kickoff Returns: Jeff Smith 33-654 yds., 19.8 avg., 0 TDs

LEAGUE STANDINGS



AMERICAN FOOTBALL CONFERENCE

Western Division

	W	L	T	Pct.
L.A. Raiders	12	4	0	.750
Denver	11	5	0	.688
Seattle	8	8	0	.500
San Diego	8	8	0	.500
Kansas City	6	10	0	.375

Central Division

	W	L	T	Pct.
Cleveland	8	8	0	.500
Cincinnati	7	9	0	.438
Pittsburgh	7	9	0	.438
Houston	5	11	0	.313

Eastern Division

	W	L	T	Pct.
Miami	12	4	0	.750
N.Y. Jets †	11	5	0	.688
New England †	11	5	0	.688
Indianapolis	5	11	0	.313
Buffalo	2	14	0	.125



NATIONAL FOOTBALL CONFERENCE

Western Division

	W	L	T	Pct.
L.A. Rams	11	5	0	.688
San Francisco †	10	6	0	.625
New Orleans	5	11	0	.313
Atlanta	4	12	0	.250

Central Division

	W	L	T	Pct.
Chicago	15	1	0	.938
Green Bay	8	8	0	.500
Minnesota	7	9	0	.438
Detroit	7	9	0	.438
Tampa Bay	2	14	0	.125

Eastern Division

	W	L	T	Pct.
Dallas	10	6	0	.625
N.Y. Giants †	10	6	0	.625
Washington	10	6	0	.625
Philadelphia	7	9	0	.438
St. Louis	5	11	0	.313

AFL Championship: New England 31, Miami 14

NFL Championship: Chicago 24, L.A. Rams 0

Super Bowl XX: Chicago 46, New England 10

REGULAR STARTERS

OFFENSE

WR	Carlos Carson
LT	Matt Herkenhoff
LG	Brad Budde
	Scott Auer
C	Bob Rush
RG	Bob Olderman
RT	Dave Lutz
TE	Walt Arnold
WR	Henry Marshall
	Stephone Paige
QB	Bill Kenney
	Todd Blackledge
RB	Herman Heard
RB	Mike Pruitt
	Bruce King
K	Nick Lowery

DEFENSE

LE	Art Still
NT	Bill Maas
RE	Mike Bell
LOLB	Calvin Daniels
LILB	Scott Radecic
RILB	Gary Spani
ROLB	Ken Jolly
LCB	Albert Lewis
RCB	Kevin Ross
SS	Lloyd Burruss
FS	Deron Cherry
P	Jim Arnold

PRO BOWLERS IN BOLD

TEAM STATISTICS

	CHIEFS	OPP.
TOTAL FIRST DOWNS	258	336
Rushing/Passing/Penalty	79/158/21	129/184/23
3rd Down: Made/Att.	76/224	99/239
3rd Down Pct.	33.9	41.4
4th Down: Made/Att.	7/15	11/21
4th Down Pct.	46.7	52.4
TOTAL NET YARDS	4877	5658
Avg. Per Game	304.8	353.6
Total Plays	982	1126
Avg. Per Play	5.0	5.0
NET YARDS RUSHING	1486	2169
Avg. Per Game	92.9	135.6
Total Rushes	428	513
Avg. Per Play	3.5	4.2
NET YARDS PASSING	3391	3489
Avg. Per Game	211.9	218.1
Sacked/Yards Lost	43/335	37/263
Gross Yards	3726	3752
Attempts/Completions	511/267	576/332
Pct. of Completions	52.3	57.6
Had Intercepted	23	27
PUNTS/AVERAGE	95/40.3	75/41.2
Net Punting Avg.	32.3	34.2
PUNT RETURNS/YARDS	43/381	48/530
KICKOFF RETURNS/YARDS	59/1115	69/1626
PENALTIES/YARDS	87/666	85/720
FUMBLES/LOST	22/11	25/14
TOUCHDOWNS	35	41
Rushing/Passing	10/23	18/22
Defensive/Kicking Game	2/0	0/1
TIME OF POSSESSION	28:06	31:54

SCORE BY PERIODS	1	2	3	4	OT	Total
CHIEFS TOTAL	77	111	66	63	0	317
Opp. Total	39	135	65	121	0	360



8-8 • 4th AFC West • John Mackovic

Preseason (1-3)

8/4 L 20-34	NEW ORLEANS	34,230
8/10 L 10-14	at St. Louis	30,233
8/18 W 31-13	CLEVELAND	33,074
8/24 L 7-36	at New England	22,721

Regular Season (8-8)

9/2 W 37-27	at Pittsburgh	56,709
9/9 W 27-22	at Cincinnati	47,111
9/16 L 20-22	L.A. RAIDERS	75,111
9/23 L 0-21	at Denver	74,263
9/30 W 10-6	CLEVELAND	40,785
10/7 L 16-17	N.Y. JETS	53,167
10/14 W 31-13	SAN DIEGO	67,465
10/21 L 7-28	at N.Y. Jets	76,891
10/28 W 24-20	TAMPA BAY	41,710
11/4 L 0-45	at Seattle	64,915
11/11 L 16-17	HOUSTON	44,464
11/18 L 7-17	at L.A. Raiders	48,575
11/25 L 27-28	at N.Y. Giants	74,383
12/2 W 16-13	DENVER	38,949
12/9 W 34-7	SEATTLE	34,855
12/16 W 42-21	at San Diego	40,211

INDIVIDUAL STATISTICS

	PASSING							
	Att.	Cmp.	Yds.	Pct.	TD	Int	LG	Rating
Kenney	282	151	2098	53.5	15	10	65t	80.7
Blackledge	294	147	1707	50.0	6	11	46t	59.2
Osiecki	17	7	64	41.2	0	1	19	27.6
CHIEFS TOTALS	593	305	3869	51.4	21	22	65t	68.5
Opp. Total	586	332	4009	56.7	19	30	80t	67.3

	PASS RECEIVING				
	No.	Yds.	Avg.	LG	TD
Marshall	62	912	14.7	37	4
Carson	57	1078	18.9	57	4
Brown	38	236	6.2	17	0
Paige	30	541	18.0	65t	4
Scott	28	253	9.0	27	3
Heard	25	223	8.9	17	0
B. Jackson	15	101	6.7	11	1
Lacy	13	87	6.7	20	2
W. Arnold	11	95	8.6	15	1
Hancock	10	217	21.7	46t	1
Smith	8	69	9.4	16	0
Beckman	7	44	6.3	9	1
Little	1	13	13.0	13	0
CHIEFS TOTALS	305	3869	12.7	65t	21
Opp. Total	332	4009	12.1	80t	19

	RUSHING				
	No.	Yds.	Avg.	LG	TD
Heard	65	684	4.1	69t	4
Brown	97	337	3.5	25	4
B. Jackson	50	225	4.5	16	1
Lacy	46	165	3.6	24t	2
Blackledge	18	102	5.7	26	1
Paige	3	19	6.3	9	0
Gunter	15	12	0.8	4	0
Ricks	2	1	0.5	1	0
W. Arnold	1	0	0.0	0	0
Osiecki	1	-2	-2.0	-2	0
Kenney	9	-8	-0.9	1	0
Carson	1	-8	-8.0	-8	0
CHIEFS TOTALS	408	1527	3.7	69t	12
Opp. Total	523	1980	3.8	52	10

TEAM LEADERS

Scoring: Nick Lowery 104 pts: 35 PATs, 23 FGs
 INTs: Deron Cherry 7-140 yds., 0 TDs
 Tackles: Art Still 131 (107 solo.)
 Sacks: Art Still 14.5 (-86.0 yds.)
 Punting: Jim Arnold 98-4397 yds., 44.9 avg., 22 In 20, 63 LG
 Punt Returns: J.T. Smith 39-332 yds., 8.5 avg., 0 TDs
 Kickoff Returns: J.T. Smith 19-391 yds., 20.6 avg., 0 TDs

LEAGUE STANDINGS



AMERICAN FOOTBALL CONFERENCE

Western Division

	W	L	T	Pct.
Denver	13	3	0	.813
Seattle †	12	4	0	.750
L.A. Raiders †	11	5	0	.688
Kansas City	8	8	0	.500
San Diego	7	9	0	.438

Central Division

	W	L	T	Pct.
Pittsburgh	9	7	0	.563
Cincinnati	8	8	0	.500
Cleveland	5	11	0	.313
Houston	3	13	0	.188

Eastern Division

	W	L	T	Pct.
Miami	14	2	0	.875
New England	9	7	0	.563
N.Y. Jets	7	9	0	.438
Indianapolis	4	12	0	.250
Buffalo	2	14	0	.125



NATIONAL FOOTBALL CONFERENCE

Western Division

	W	L	T	Pct.
San Francisco	15	1	0	.938
L.A. Rams †	10	6	0	.625
New Orleans	7	9	0	.438
Atlanta	4	12	0	.250

Central Division

	W	L	T	Pct.
Chicago	10	6	0	.625
Green Bay	8	8	0	.500
Tampa Bay	6	10	0	.375
Detroit	4	11	1	.281
Minnesota	3	13	0	.188

Eastern Division

	W	L	T	Pct.
Washington	11	5	0	.688
N.Y. Giants †	9	7	0	.563
St. Louis	9	7	0	.563
Dallas	9	7	0	.563
Philadelphia	6	9	1	.406

AFL Championship: Miami 45, Pittsburgh 28
NFL Championship: San Francisco 23, Chicago 0
Super Bowl XIX: San Francisco 38, Miami 16

REGULAR STARTERS

OFFENSE

WR	Carlos Carson
LT	Matt Herkenhoff
LG	Brad Budde
C	Bob Rush
RG	Tom Condon
RT	Dave Lutz
	Jim Rourke
	Willie Scott
TE	Henry Marshall
WR	Bill Kenney
QB	Todd Blackledge
RB	Herman Heard
	Theotis Brown
RB	Billy Jackson
K	Nick Lowery

DEFENSE

LE	Art Still
NT	Bill Maas
RE	Mike Bell
LOLB	Ken McAlister
LILB	John Zamberlin
	Jerry Blanton
RILB	Gary Spani
ROLB	Calvin Daniels
LCB	Albert Lewis
RCB	Kevin Ross
SS	Lloyd Burruss
FS	Deron Cherry
P	Jim Arnold

PRO BOWLERS IN BOLD

TEAM STATISTICS

	CHIEFS	OPP.
TOTAL FIRST DOWNS	295	335
Rushing/Passing/Penalty	88/178/29	121/192/22
3rd Down: Made/Att.	73/221	89/246
3rd Down Pct.	33.0	36.2
4th Down: Made/Att.	1/6	9/24
4th Down Pct.	16.7	37.5
TOTAL NET YARDS	5095	5625
Avg. Per Game	318.4	351.6
Total Plays	1034	1159
Avg. Per Play	4.9	4.9
NET YARDS RUSHING	1527	1982
Avg. Per Game	95.4	123.9
Total Rushes	408	523
Avg. Per Play	3.7	3.8
NET YARDS PASSING	3568	3645
Avg. Per Game	223.0	227.8
Sacked/Yards Lost	33/301	50/364
Gross Yards	3869	4009
Attempts/Completions	593/305	586/329
Pct. of Completions	51.4	56.1
Had Intercepted	22	30
PUNTS/AVERAGE	98/44.9	91/40.0
Net Punting Avg.	37.5	33.6
PUNT RETURNS/YARDS	43/346	60/461
KICKOFF RETURNS/YARDS	56/1061	64/1354
PENALTIES/YARDS	99/806	108/951
FUMBLES/LOST	34/15	18/11
TOUCHDOWNS	35	38
Rushing/Passing	12/21	10/19
Defensive/Kicking Game	2/0	9/0
TIME OF POSSESSION	27:25	32:25

SCORE BY PERIODS	1	2	3	4	OT	Total
CHIEFS TOTAL	57	105	61	91	0	314
Opp. Total	37	127	73	87	0	324



6-10 • 5th AFC West • John Mackovic

Preseason (2-2)

8/6	W	24-7	at Cincinnati	42,662
8/13	L	13-17	DETROIT	32,885
8/20	W	17-16	ST. LOUIS	34,070
8/27	L	17-20	at Chicago	56,311

Regular Season (6-10)

9/4	W	17-13	SEATTLE	42,531
9/12	L	14-17	SAN DIEGO (Mon) (N)	62,150
9/18	L	12-27	at Washington	52,610
9/25	L	6-14	at Miami	50,785
10/2	W	38-14	ST. LOUIS	58,975
10/9	L	20-21	at L.A. Raiders	40,492
10/16	W	38-17	N.Y. GIANTS	55,449
10/23	W	13-10 OT	at Houston	39,462
10/30	L	24-27	at Denver	76,640
11/6	L	20-28	L.A. RAIDERS	75,497
11/13	W	20-15	CINCINNATI	46,711
11/20	L	21-41	at Dallas	64,102
11/27	L	48-51 OT	at Seattle	56,793
12/4	L	9-14	BUFFALO	27,104
12/11	L	38-41	at San Diego	35,510
12/18	W	48-17	DENVER	11,377

INDIVIDUAL STATISTICS

	Att.	Cmp.	Yds.	Pct.	TD	Int	LG	Rating
Kenney	603	346	4348	57.4	24	18	53	80.8
Blackledge	34	20	259	58.8	3	0	43	112.3
J. Thomas	2	1	18	50	1	1	18t	81.3
Carson	1	1	48	100.0	1	0	48	158.3
Brown	1	1	11	100.0	0	0	11	112.5
Marshall	0	0	0	0.0	0	0	0	0.0
CHIEFS TOTALS	641	369	4684	57.6	29	19	53	83.2
Opp. Total	500	261	3361	52.2	21	30	58	62.6

PASS RECEIVING

	No.	Yds.	Avg.	LG	TD
Carson	80	1351	16.9	50t	7
Marshall	50	788	15.8	52	6
Brown	47	418	8.9	53	2
Hancock	37	584	15.8	50	1
B. Jackson	32	243	7.6	29	0
Paige	30	528	17.6	43	6
K. Thomas	30	254	8.5	25	1
Scott	29	247	8.5	22	6
Beckman	13	130	10.0	20	0
J. Thomas	8	33	4.1	7	0
J.T. Smith	7	85	12.1	18	0
Ricks	3	5	1.7	7	0
Hadnot	2	18	9.0	16	0
Kenney	1	0	0.0	0	0
CHIEFS TOTALS	369	4684	12.7	53	29
Opp. Total	261	3361	12.9	58	21

RUSHING

	No.	Yds.	Avg.	LG	TD
B. Jackson	152	499	3.3	19	2
Brown	124	467	3.8	49t	8
J. Thomas	44	115	2.6	11	0
Kenney	23	59	2.6	11	3
K. Thomas	15	55	3.7	28	0
Ricks	21	28	1.3	10	0
Carson	2	20	10.0	18	0
Hadnot	4	10	2.5	7	0
Scott	1	1	1.0	1	0
Blackledge	1	0	0.0	0	0
CHIEFS TOTALS	387	1254	3.2	49t	13
Opp. Total	554	2275	4.1	60	18

TEAM LEADERS

Scoring: Nick Lowery 116 pts: 44 PATs, 24 FGs
INTs: Deron Cherry 7-100 yds., 0 TDs
Tackles: Jerry Blanton 136 (83 solo)
Sacks: Mike Bell 10.0 (-62.0 yds.)
Punting: Jim Arnold 93-3710 yds., 39.9 avg., 21 In 20, 64 LG
Punt Returns: J.T. Smith 26-210 yds., 8.1 avg., 0 TDs
Kickoff Returns: Theotis Brown 15-301 yds., 20.1 avg., 0 TDs

LEAGUE STANDINGS



AMERICAN FOOTBALL CONFERENCE

Western Division

	W	L	T	Pct.
L.A. Raiders	12	4	0	.750
Seattle †	9	7	0	.563
Denver †	9	7	0	.563
San Diego	6	10	0	.375
Kansas City	6	10	0	.375

Central Division

	W	L	T	Pct.
Pittsburgh	10	6	0	.625
Cleveland	9	7	0	.563
Cincinnati	7	9	0	.483
Houston	2	14	0	.125

Eastern Division

	W	L	T	Pct.
Miami	12	4	0	.750
New England	8	8	0	.500
Buffalo	8	8	0	.500
Baltimore	7	9	0	.438
N.Y. Jets	7	9	0	.438



NATIONAL FOOTBALL CONFERENCE

Western Division

	W	L	T	Pct.
San Francisco	10	6	0	.625
L.A. Rams †	9	7	0	.563
New Orleans	8	8	0	.500
Atlanta	7	9	0	.438

Central Division

	W	L	T	Pct.
Detroit	9	7	0	.563
Chicago	8	8	0	.500
Green Bay	8	8	0	.500
Minnesota	8	8	0	.500
Tampa Bay	2	14	0	.125

Eastern Division

	W	L	T	Pct.
Washington	14	2	0	.875
Dallas †	12	4	0	.750
St. Louis	8	7	1	.531
Philadelphia	5	11	0	.313
N.Y. Giants	3	12	1	.219

AFL Championship: L.A. Raiders 30, Seattle 14
NFL Championship: Washington 24, San Francisco 21
Super Bowl XVIII: L.A. Raiders 38, Washington 9

REGULAR STARTERS

OFFENSE

WR	Carlos Carson
LT	Matt Herkenhoff
LG	Brad Budde
C	Bob Rush
RG	Tom Condon
	Bob Simmons
RT	Dave Lutz
TE	Willie Scott
WR	Anthony Hancock
	Henry Marshall
QB	Bill Kenney
TE	Ed Beckman
RB	Theotis Brown
RB	Billy Jackson
K	Nick Lowery

DEFENSE

LE	Art Still
NT	Dino Mangiero
RE	Mike Bell
LOLB	Thomas Howard
LILB	Jerry Blanton
RILB	Gary Spani
ROLB	Calvin Daniels
LCB	Gary Green
RCB	Lucious Smith
SS	Lloyd Burruss
FS	Deron Cherry
P	Jim Arnold

PRO BOWLERS IN BOLD

TEAM STATISTICS

	CHIEFS	OPP.
TOTAL FIRST DOWNS	314	319
Rushing/Passing/Penalty	83/208/23	136/158/25
3rd Down: Made/Att.	93/234	83/221
3rd Down Pct.	39.7	39.6
4th Down: Made/Att.	4/9	7/12
4th Down Pct.	44.4	58.3
TOTAL NET YARDS	5595	5386
Avg. Per Game	349.7	336.6
Total Plays	1074	1089
Avg. Per Play	5.2	4.9
NET YARDS RUSHING	1254	2275
Avg Per Game	78.4	142.2
Total Rushes	387	554
Avg. Per Play	3.2	4.1
NET YARDS PASSING	4341	3111
Avg. Per Game	271.3	194.4
Sacked/Yards Lost	46/343	35/250
Gross Yards	4684	3361
Attempts/Completions	641/369	500/261
Pct. of Completions	57.6	52.2
Had Intercepted	19	30
PUNTS/AVERAGE	93/39.9	85/41.2
Net Punting Avg.	32.6	33.8
PUNT RETURNS/YARDS	40/291	54/559
KICKOFF RETURNS/YARDS	54/929	75/1528
PENALTIES/YARDS	113/911	105/837
FUMBLES/LOST	30/19	34/21
TOUCHDOWNS	45	44
Rushing/Passing	13/29	19/21
Returns: Off./Def./Kicking Game*	0/3/0	1/2/1
TIME OF POSSESSION	28:35	31:07

SCORE BY PERIODS	1	2	3	4	OT	Total
CHIEFS TOTAL	86	96	85	116	3	386
Opp. Total	57	89	88	130	3	367



3-6 • 11th AFC • Marv Levy

LEAGUE STANDINGS



AMERICAN FOOTBALL CONFERENCE



NATIONAL FOOTBALL CONFERENCE

	W	L	T	Pct.		W	L	T	Pct.
L.A. Raiders	8	1	0	.889	Washington	8	1	0	.889
Miami	7	2	0	.778	Dallas	6	3	0	.667
Cincinnati	7	2	0	.778	Green Bay	5	3	1	.611
Pittsburgh	6	3	0	.667	Minnesota	5	4	0	.556
San Diego	6	3	0	.667	Atlanta	5	4	0	.556
N.Y. Jets	6	3	0	.667	St. Louis	5	4	0	.556
New England	5	4	0	.556	Tampa Bay	5	4	0	.556
Cleveland	4	5	0	.444	Detroit	4	5	0	.444
Buffalo	4	5	0	.444	New Orleans	4	5	0	.444
Seattle	4	5	0	.444	N.Y. Giants	4	5	0	.444
Kansas City	3	6	0	.333	San Francisco	3	6	0	.333
Denver	2	7	0	.222	Chicago	3	6	0	.333
Houston	1	8	0	.111	Philadelphia	3	6	0	.333
Baltimore	0	8	1	.056	L.A. Rams	2	7	0	.222

As the result of a 57-day players' strike, the 1982 NFL regular season schedule was reduced from 16 to nine games. At the conclusion of the regular season, the NFL conducted a 16-team postseason Super Bowl Tournament. Eight teams from each conference were seeded 1-8 based on their records during the season.

AFL Championship: Miami 14, N.Y. Jets 0
NFL Championship: Washington 31, Dallas 17
Super Bowl XVII: Washington 27, Miami 17

REGULAR STARTERS

OFFENSE		DEFENSE	
WR	Henry Marshall	LE	Art Still
LT	Matt Herkenhoff	NT	Ken Kremer
LG	Brad Budde	RE	Mike Bell
C	Jack Rudnay		Dave Lindstrom
RG	Tom Condon	LOLB	Thomas Howard
RT	Charlie Getty	LILB	Jerry Blanton
TE	Al Dixon	RILB	Gary Spani
WR	Carlos Carson	ROLB	Charles Jackson
QB	Bill Kenney	LCB	Gary Green
RB	Joe Delaney	RCB	Eric Harris
RB	Billy Jackson	SS	Lloyd Burruss
K	Nick Lowery	FS	Gary Barbaro
		P	Jeff Gossett

PRO BOWLERS IN BOLD

TEAM STATISTICS

	CHIEFS	OPP.
TOTAL FIRST DOWNS	163	170
Rushing/Passing/Penalty	71/79/13	69/92/9
3rd Down: Made/Att.	48/126	65/123
3rd Down Pct.	38.1	52.8
4th Down: Made/Att.	7/12	2/4
4th Down Pct.	58.3	50.0
TOTAL NET YARDS	2498	2733
Avg. Per Game	277.6	303.7
Total Plays	573	556
Avg. Per Play	4.4	4.9
NET YARDS RUSHING	943	1066
Avg. Per Game	104.8	118.4
Total Rushes	269	279
Avg. Per Play	3.5	3.8
NET YARDS PASSING	1555	1667
Avg. Per Game	172.8	185.2
Sacked/Yards Lost	40/309	15/120
Gross Yards	1864	1787
Attempts/Completions	264/145	262/155
Pct. of Completions	54.9	59.2
Had Intercepted	8	12
PUNTS/AVERAGE	38/40.5	38/38.6
Net Punting Avg.	29.0	32.1
PUNT RETURNS/YARDS	15/129	22/338
KICKOFF RETURNS/YARDS	34/723	42/794
PENALTIES/YARDS	43/372	59/476
FUMBLES/LOST	13/4	23/10
TOUCHDOWNS	17	22
Rushing/Passing	3/10	7/19
Defensive/Kicking Game	3/1	1/2
TIME OF POSSESSION	30:11	29:49

SCORE BY PERIODS	1	2	3	4	OT	Total
CHIEFS TOTAL	33	63	16	64	0	176
Opp. Total	40	55	31	58	0	184

Preseason (2-1-1)

8/13W 26-20	CINCINNATI	39,815
8/21 L 3-6	at New Orleans	46,585
8/28 T 17-17 OT	MIAMI	42,290
9/4 W 10-6	at St. Louis	39,926

Regular Season (3-6)

9/12 L 9-14	at Buffalo	79,383
9/19 W 19-12	SAN DIEGO	60,514
9/23	ATLANTA	Cancelled*
10/3	at Seattle	Cancelled*
10/10	HOUSTON	Cancelled*
10/17	at San Diego	Cancelled*
10/24	N.Y. JETS	Rescheduled (1/2)*
10/31	SEATTLE	Cancelled*
11/7	at Oakland	Cancelled*
11/14	DENVER	Cancelled*
11/21 L 17-27	at New Orleans	39,341
11/28 L 14-20	at L.A. Rams	45,793
12/5 L 14-35	at Pittsburgh	52,090
12/12 L 16-21	OAKLAND	26,307
12/19 W 37-16	at Denver	74,192
12/26 L 13-26	SAN FRANCISCO	24,319
1/2 W 37-13	N.Y. JETS	11,902

*Season shortened to nine games due to NFLPA strike.

INDIVIDUAL STATISTICS

	Att.	Cmp.	PASSING			Int	LG	Rating
			Yds.	Pct.	TD			
Kenney	169	95	1192	56.2	7	6	51	77.3
Fuller	93	49	665	52.7	3	2	51	77.6
Gagliano	1	1	7	100.0	0	0	7	95.8
Marshall	1	0	0	0.0	0	0	0	39.6
CHIEFS TOTALS	264	145	1864	54.9	10	8	51	77.3
Opp. Total	262	155	1787	59.2	12	12	74t	76.0

PASS RECEIVING

	No.	Yds.	Avg.	LG	TD
Marshall	40	549	13.7	44t	3
Carson	27	494	18.3	51	2
Dixon	18	251	13.9	37	2
Hadnot	14	96	6.9	28	0
Delaney	11	53	4.8	13	0
Smith	10	168	16.8	51	0
Scott	8	49	6.1	13	1
Hancock	7	116	16.6	41t	1
B. Jackson	5	41	8.2	13	0
Rome	2	25	12.5	16	0
Gaines	2	17	8.5	7	0
Bledsoe	1	5	5.0	5	0
CHIEFS TOTALS	145	1864	12.9	51	10
Opp. Total	155	1787	11.5	74t	12

RUSHING

	No.	Yds.	Avg.	LG	TD
Delaney	95	380	4.0	36	0
B. Jackson	86	243	2.8	18	3
Hadnot	46	172	3.7	25	0
Fuller	10	56	5.6	12	0
Kenney	13	40	3.1	12	0
Marshall	3	25	8.3	16	0
Bledsoe	10	20	2.0	5	0
Thompson	4	7	1.8	4	0
Gaines	1	0	0.0	0	0
Studdard	1	0	0.0	0	0
CHIEFS TOTALS	269	943	3.5	36	3
Opp. Total	280	1065	3.8	24	7

TEAM LEADERS

Scoring: Nick Lowery 74 pts: 17 PATs, 19 FGs
INTs: Eric Harris 3-66 yds., 1 TD
 Gary Barbaro 3-48 yds., 1 TD
Tackles: Art Still 68 (44 solo)
Sacks: Art Still 4.0 (-34.0 yds.)
Punting: Jeff Gossett 33-1366 yds., 41.1 avg., 6 In 20, 56 LG
Punt Returns: Anthony Hancock 12-103 yds., 8.6 avg., 0 TDs
Kickoff Returns: Anthony Hancock 27-609 yds., 22.6 avg., 0 TDs



9-7 • 3rd AFC West • Marv Levy

Preseason (1-3)

8/7	L	10-16	at Washington	32,488
8/15	W	13-0	CHICAGO	41,099
8/22	L	3-16	ST. LOUIS	42,550
8/28	L	7-31	at Miami	36,896

Regular Season (9-7)

9/6	W	37-33	at Pittsburgh	53,305
9/13	W	19-10	TAMPA BAY	50,555
9/20	L	31-42	SAN DIEGO	63,866
9/27	W	20-14	at Seattle	59,255
10/4	L	17-33	at New England	55,931
10/11	W	27-0	OAKLAND	76,543
10/18	W	28-14	DENVER	74,672
10/25	W	28-17	at Oakland	42,914
11/1	L	20-22	at San Diego	51,307
11/8	L	13-16 OT	CHICAGO	60,605
11/15	W	23-10	HOUSTON	73,984
11/22	W	40-13	SEATTLE	49,002
11/26	L	10-27	at Detroit (Thur) (Thnks)	76,735
12/6	L	13-16	at Denver	74,744
12/13	L	7-17	MIAMI	57,407
12/20	W	10-6	at Minnesota	41,110

INDIVIDUAL STATISTICS

	Att.	Cmp.	PASSING			TD	Int	LG	Rating
			Yds.	Pct.	TD				
Kenney	274	147	1983	53.6	9	16	64t	63.6	
Fuller	134	77	934	57.5	3	4	53	74.0	
Marshall	1	0	0	0.0	0	1	0	0.0	
Hadnot	1	0	0	0.0	0	1	0	0.0	
CHIEFS TOTALS	410	224	2917	54.6	12	22	64t	64.7	
Opp. Total	567	291	3821	51.3	16	26	86t	63.2	

	No.	PASS RECEIVING			LG	TD
		Yds.	Avg.	TD		
J.T. Smith	63	852	13.5	42	2	
Marshall	38	620	16.3	64t	4	
Dixon	29	356	12.3	48	2	
Hadnot	23	215	9.3	20	0	
Delaney	22	246	11.2	61	0	
Rome	17	203	11.9	23	1	
McKnight	8	77	9.6	23	0	
Carson	7	179	25.6	53	1	
B. Jackson	6	31	5.2	10	1	
Scott	5	72	14.4	26	1	
Bledsoe	3	27	9.0	17	0	
Murphy	2	36	18.0	22	0	
Williams	1	3	3.0	3	0	
CHIEFS TOTALS	224	2917	13.0	64t	12	
Opp. Total	291	3821	13.1	86t	16	

	No.	RUSHING			LG	TD
		Yds.	Avg.	TD		
Delaney	234	1121	4.8	82t	3	
Hadnot	140	603	4.3	30	3	
B. Jackson	111	398	3.6	31	10	
McKnight	54	195	3.6	26	5	
Fuller	19	118	6.2	27	0	
Kenney	24	89	3.7	21	1	
Marshall	3	69	23.0	34	0	
Bledsoe	20	65	3.3	13	0	
Williams	2	0	0.0	3	0	
Carson	1	-1	-1.0	-1	0	
Dixon	1	-5	-5.0	-5	0	
Grupp	1	-19	-19.0	-19	0	
CHIEFS TOTALS	610	2633	4.3	82t	22	
Opp. Total	507	1747	3.5	30	17	

TEAM LEADERS

Scoring: Nick Lowery 115 pts: 37 PATs, 26 FGs
INTs: Eric Harris 7-109 yds., 1 TD
Tackles: Gary Spani 153 (104 solo)
Sacks: Ken Kremer 8.0 (-57.5 yds.)
Punting: Bob Grupp 41-1556 yds., 38.0 avg., 5 In 20, 57 LG
Punt Returns: J.T. Smith 50-528 yds., 10.6 avg., 0 TDs
Kickoff Returns: James Murphy 20-457 yds., 22.9 avg., 0 TDs

LEAGUE STANDINGS



AMERICAN FOOTBALL CONFERENCE

Western Division

	W	L	T	Pct.
San Diego	10	6	0	.625
Denver	10	6	0	.625
Kansas City	9	7	0	.563
Oakland	7	9	0	.438
Seattle	6	10	0	.375

Central Division

	W	L	T	Pct.
Cincinnati	12	4	0	.750
Pittsburgh	8	8	0	.500
Houston	7	9	0	.438
Cleveland	5	11	0	.313

Eastern Division

	W	L	T	Pct.
Miami	11	4	1	.719
N.Y. Jets †	10	5	1	.656
Buffalo †	10	6	0	.625
Baltimore	2	14	0	.125
New England	2	14	0	.125



NATIONAL FOOTBALL CONFERENCE

Western Division

	W	L	T	Pct.
San Francisco	13	3	0	.813
Atlanta	7	9	0	.438
Los Angeles	6	10	0	.375
New Orleans	4	12	0	.250

Central Division

	W	L	T	Pct.
Tampa Bay	9	7	0	.563
Detroit	8	8	0	.500
Green Bay	8	8	0	.500
Minnesota	7	9	0	.438
Chicago	6	10	0	.375

Eastern Division

	W	L	T	Pct.
Dallas	12	4	0	.750
Philadelphia †	10	6	0	.625
N.Y. Giants †	9	7	0	.563
Washington	8	8	0	.500
St. Louis	7	9	0	.438

AFL Championship: Cincinnati 27, San Diego 7
NFL Championship: San Francisco 28, Dallas 27
Super Bowl XVI: San Francisco 26, Cincinnati 21

REGULAR STARTERS

OFFENSE

WR	Henry Marshall
LT	Matt Herkenhoff
LG	Brad Budde
C	Jack Rudnay
RG	Tom Condon
RT	Charlie Getty
TE	Al Dixon
WR	J.T. Smith
QB	Bill Kenney
RB	Joe Delaney
RB	James Hadnot
K	Nick Lowery

DEFENSE

LE	Art Still
NT	Don Parrish
	Ken Kremer
RE	Mike Bell
LOLB	Thomas Howard
LILB	Jerry Blanton
RILB	Gary Spani
ROLB	Charles Jackson
LCB	Gary Green
RCB	Eric Harris
SS	Lloyd Burruss
FS	Gary Barbaro
P	Bob Grupp

PRO BOWLERS IN BOLD

TEAM STATISTICS

	CHIEFS	OPP.
TOTAL FIRST DOWNS	315	316
Rushing/Passing/Penalty	160/132/23	112/177/27
3rd Down: Made/Att.	91/217	93/238
3rd Down Pct.	41.9	39.1
TOTAL NET YARDS	5273	5373
Avg. Per Game	329.6	335.8
Total Plays	1057	1102
Avg. Per Play	5.0	4.9
NET YARDS RUSHING	2633	1747
Avg. Per Game	164.6	109.2
Total Rushes	610	507
Avg. Per Play	4.3	3.4
NET YARDS PASSING	2640	3626
Avg. Per Game	165.0	226.6
Sacked/Yards Lost	37/277	27/195
Gross Yards	2917	3821
Attempts/Completions	410/224	567/291
Pct. of Completions	54.6	51.3
Had Intercepted	22	26
PUNTS/AVERAGE	70/38.5	80/38.9
Net Punting Avg.	33.2	30.8
PUNT RETURNS/YARDS	50/528	46/293
KICKOFF RETURNS/YARDS	52/1043	68/1296
PENALTIES/YARDS	96/920	88/723
FUMBLES/LOST	36/24	42/21
TOUCHDOWNS	38	34
Rushing/Passing	22/12	17/16
Defensive/Kicking Game	4/0	1/0
TIME OF POSSESSION	31:01	28:59

SCORE BY PERIODS	1	2	3	4	OT	Total
CHIEFS TOTAL	85	69	85	104	0	343
Opp. Total	82	97	51	57	3	290



8-8 • 3rd AFC West • Marv Levy

Preseason (3-1)

8/9	W	42-0	CLEVELAND	38,055
8/18	W	24-10	MINNESOTA	39,879
8/23	W	20-10	at St. Louis	41,687
8/30	L	21-31	at San Francisco (Tucson, AZ)	27,000

Regular Season (8-8)

9/7	L	14-27	OAKLAND	54,269
9/14	L	16-17	SEATTLE	42,403
9/21	L	13-20	at Cleveland	63,614
9/28	L	7-24	SAN DIEGO	45,161
10/5	W	31-17	at Oakland	40,153
10/12	W	21-20	HOUSTON	75,048
10/19	W	23-17	at Denver	74,459
10/26	W	20-17	DETROIT	59,391
11/2	L	24-31	BALTIMORE	52,383
11/9	W	31-30	at Seattle	58,976
11/16	L	7-20	at San Diego	50,248
11/23	W	21-13	at St. Louis	42,871
11/30	L	6-20	CINCINNATI	41,594
12/7	W	31-14	DENVER	40,237
12/14	L	16-21	at Pittsburgh	50,013
12/21	W	38-28	at Baltimore	19,641

INDIVIDUAL STATISTICS

	Att.	Cmp.	PASSING			TD	Int	LG	Rating
			Yds.	Pct.	TD				
Fuller	320	193	2250	60.3	10	12	77	76.1	
Kenney	69	37	542	53.6	5	2	75t	91.4	
Clements	12	7	77	58.3	0	0	18	77.4	
CHIEFS TOTALS	401	237	2869	59.1	15	14	77	79.1	
Opp. Total	523	278	3393	53.2	25	28	62	67.0	

	No.	PASS RECEIVING		LG	TD
		Yds.	Avg.		
Marshall	47	799	17.0	75t	6
J.T. Smith	46	655	14.2	77	2
Reed	44	422	9.6	34	1
McKnight	38	320	8.4	26	0
Hadnot	15	97	6.5	18	0
Gant	9	68	7.6	33	0
Samuels	8	110	13.8	34	2
Dixon	7	115	16.4	32	1
Belton	5	94	18.8	55	0
Morgado	5	27	5.4	10	1
Rome	3	58	19.3	33	0
Garcia	3	27	9.0	10	1
Williams	2	9	4.5	6	1
CHIEFS TOTALS	237	2869	12.1	77	15
Opp. Total	278	3393	12.2	63	25

	No.	RUSHING		LG	TD
		Yds.	Avg.		
McKnight	206	693	3.4	25	3
Fuller	60	274	4.5	38t	4
Belton	68	273	4.0	14	2
Hadnot	76	244	3.2	11	2
Reed	68	180	2.6	24	0
Morgado	47	120	2.6	11	4
Carson	2	41	20.5	37	0
Gant	9	32	3.6	11	0
Marshall	3	22	7.3	9	0
Kenney	8	8	1.0	4	0
Clements	2	0	0.0	0	0
Grupp	3	-14	-4.7	-4	0
CHIEFS TOTALS	552	1873	3.4	38t	15
Opp. Total	536	2206	4.1	57	17

TEAM LEADERS

Scoring: Nick Lowery 97 pts: 37 PATs, 20 FGs
INTs: Gary Barbaro 10-163 yds., 0 TDs
Tackles: Gary Spani 149 (96 solo)
Sacks: Art Still 14.5 (-115.0 yds.)
Punting: Bob Grupp 84-3317 yds., 39.5 avg., 23 In 20, 57 LG
Punt Returns: J.T. Smith 40-581 yds., 14.5 avg., 2 TDs
Kickoff Returns: Carlos Carson 40-917 yds., 22.9 avg., 0 TDs

LEAGUE STANDINGS



AMERICAN FOOTBALL CONFERENCE

Western Division

	W	L	T	Pct.
San Diego	11	5	0	.688
Oakland †	11	5	0	.688
Kansas City	8	8	0	.500
Denver	8	8	0	.500
Seattle	4	12	0	.250

Central Division

	W	L	T	Pct.
Cleveland	11	5	0	.688
Houston †	11	5	0	.688
Pittsburgh	9	7	0	.963
Cincinnati	6	10	0	.375

Eastern Division

	W	L	T	Pct.
Buffalo	11	5	0	.688
New England	10	6	0	.625
Miami	8	8	0	.500
Baltimore	7	9	0	.438
N.Y. Jets	4	12	0	.250



NATIONAL FOOTBALL CONFERENCE

Western Division

	W	L	T	Pct.
Atlanta	12	4	0	.750
Los Angeles †	11	5	0	.688
San Francisco	6	10	0	.375
New Orleans	1	15	0	.063

Central Division

	W	L	T	Pct.
Minnesota	9	7	0	.563
Detroit	9	7	0	.563
Chicago	7	9	0	.438
Tampa Bay	5	10	1	.344
Green Bay	5	10	1	.344

Eastern Division

	W	L	T	Pct.
Philadelphia	12	4	0	.750
Dallas †	12	4	0	.750
Washington	6	10	0	.375
St. Louis	5	11	0	.313
N.Y. Giants	4	12	0	.250

AFL Championship: Oakland 34, San Diego 27

NFL Championship: Philadelphia 20, Dallas 7

Super Bowl XV: Oakland 27, Philadelphia 10

REGULAR STARTERS

OFFENSE

WR	Henry Marshall
LT	Matt Herkenhoff
LG	Bob Simmons
C	Jack Rudnay
RG	Tom Condon
RT	Charlie Getty
	Jim Rourke
TE	Mike Williams
WR	J.T. Smith
QB	Steve Fuller
RB	Tony Reed
	James Hadnot
RB	Ted McKnight
K	Nick Lowery

DEFENSE

LE	Art Still
NT	Don Parrish
RE	Dave Lindstrom
LOLB	Thomas Howard
LILB	Frank Manumaleuga
RILB	Gary Spani
ROLB	Whitney Paul
LCB	Gary Green
RCB	Eric Harris
SS	Herb Christopher
FS	Gary Barbaro
P	Bob Grupp

PRO BOWLERS IN BOLD

TEAM STATISTICS

	CHIEFS	OPP.
TOTAL FIRST DOWNS	270	328
Rushing/Passing/Penalty	130/122/18	136/179/13
3rd Down: Made/Att.	93/230	109/231
3rd Down Pct.	40.4	47.2
TOTAL NET YARDS	4321	5315
Avg. Per Game	270.1	332.2
Total Plays	1009	1096
Avg. Per Play	4.2	4.9
NET YARDS RUSHING	1873	2206
Avg. Per Game	117.1	137.9
Total Rushes	552	536
Avg. Per Play	3.4	4.1
NET YARDS PASSING	2448	3109
Avg. Per Game	153.0	194.3
Sacked/Yards Lost	57/241	37/284
Gross Yards	2869	3394
Attempts/Completions	401/237	523/278
Pct. of Completions	59.1	53.2
Had Intercepted	14	28
PUNTS/AVERAGE	85/390	67/41.6
Net Punting Avg.	33.7	31.4
PUNT RETURNS/YARDS	40/581	44/288
KICKOFF RETURNS/YARDS	62/1249	61/1253
PENALTIES/YARDS	74/698	82/617
FUMBLES/LOST	42/16	26/15
TOUCHDOWNS	37	42
Rushing/Passing	15/15	17/25
Defensive/Kicking Game	5/2	0/0
SAFETIES	0	0

SCORE BY PERIODS	1	2	3	4	OT	Total
CHIEFS TOTAL	58	105	75	81	0	319
Opp. Total	62	109	80	85	0	336



7-9 • 5th AFC West • Marv Levy

Preseason (3-1)

8/4	L	10-14	at Green Bay	53,994
8/9	W	24-21	PHILADELPHIA	33,578
8/18	W	20-3	ST. LOUIS	43,214
8/23	W	25-0	at Minnesota	39,578

Regular Season (7-9)

9/2	W	14-0	BALTIMORE	50,442
9/9	L	24-27	CLEVELAND	42,181
9/16	L	6-20	at Houston	45,684
9/23	W	35-7	OAKLAND	67,281
9/30	W	24-6	at Seattle	61,169
10/7	W	10-7	at Cincinnati	40,041
10/14	L	10-24	DENVER	74,292
10/21	L	17-21	N.Y. GIANTS	45,742
10/28	L	3-20	at Denver	74,908
11/4	L	14-20	SAN DIEGO	59,353
11/11	L	3-30	PITTSBURGH	70,132
11/18	W	24-21	at Oakland	53,596
11/25	L	7-28	at San Diego	50,078
12/2	W	37-21	SEATTLE	42,160
12/9	W	10-7	at Baltimore	25,684
12/16	L	0-3	at Tampa Bay	63,624

INDIVIDUAL STATISTICS

	Att.	Cmp.	PASSING				LG	Rating
			Yds.	Pct.	TD	Int		
Fuller	270	146	1484	54.1	6	14	40	55.8
Livingston	90	44	469	48.9	1	4	38	49.7
Grupp	1	0	0	0.0	0	0	0	39.6
CHIEFS TOTALS	361	190	1953	52.6	7	18	40	54.2
Opp. Total	528	296	3404	56.1	22	23	56	71.4

	No.	Yds.	Avg.	LG	TD
McKnight	38	226	6.0	24	0
Reed	34	352	10.4	40	0
J.T. Smith	33	444	13.5	34	3
Marshall	21	332	15.8	38t	1
Williams	16	129	8.1	25	2
Gant	15	101	6.7	26	0
Samuels	14	147	10.5	30	0
Morgado	5	55	11.0	22	0
Gauntly	5	87	17.4	23	1
Belton	4	44	11.0	23	0
White	3	15	5.0	12	0
Beckman	2	21	10.5	12	0
CHIEFS TOTALS	190	1953	10.3	40	7
Opp. Total	296	3404	11.5	56	22

	No.	Yds.	Avg.	LG	TD
McKnight	153	755	4.9	84t	8
Reed	113	446	4.0	23	1
Fuller	50	264	5.3	49	1
Williams	69	261	3.8	22	1
Morgado	75	231	3.1	19	4
Gant	56	196	3.5	16	1
Belton	44	134	3.0	19	1
Marshall	2	34	17.0	23	1
Livingston	3	2	0.7	5	0
Haslip	2	1	0.5	1	0
Manumaleuga	1	-3	-3.0	-3	0
Rome	1	-5	-5.0	5	0
CHIEFS TOTALS	569	2316	4.1	84t	18
Opp. Total	522	1847	3.5	41	8

TEAM LEADERS

Scoring: Jan Stenerud 64 pts: 23 PATs, 12 FGs
INTs: Gary Barbaro 7-142 yds., 1 TD
Tackles: Gary Spani 157 (115 solo)
Sacks: Art Still 8.5 (-63.5 yds.)
Punting: Bob Grupp 89-3883 yds., 43.6 avg., 23 In 20, 74 LG
Punt Returns: J.T. Smith 58-612 yds., 10.6 avg., 2 TDs
Kickoff Returns: Horace Belton 22-463 yds., 21.0 avg., 0 TDs

LEAGUE STANDINGS



AMERICAN FOOTBALL CONFERENCE

Western Division

	W	L	T	Pct.
San Diego	12	4	0	.750
Denver †	10	6	0	.625
Seattle	9	7	0	.563
Oakland	9	7	0	.563
Kansas City	7	9	0	.438

Central Division

	W	L	T	Pct.
Pittsburgh	12	4	0	.750
Houston †	11	5	0	.688
Cleveland	9	7	0	.563
Cincinnati	4	12	0	.250

Eastern Division

	W	L	T	Pct.
Miami	10	6	0	.625
New England	9	7	0	.563
N.Y. Jets	8	8	0	.500
Buffalo	7	9	0	.438
Baltimore	5	11	0	.313



NATIONAL FOOTBALL CONFERENCE

Western Division

	W	L	T	Pct.
Los Angeles	9	7	0	.563
New Orleans	8	8	0	.500
Atlanta	6	10	0	.375
San Francisco	2	14	0	.125

Central Division

	W	L	T	Pct.
Tampa Bay	10	6	0	.625
Chicago †	10	6	0	.625
Minnesota	7	9	0	.438
Green Bay	5	11	0	.313
Detroit	2	14	0	.125

Eastern Division

	W	L	T	Pct.
Dallas	11	5	0	.688
Philadelphia †	11	5	0	.688
Washington	10	6	0	.625
N.Y. Giants	6	10	0	.375
St. Louis	5	11	0	.313

AFL Championship: Pittsburgh 27, Houston 13

NFL Championship: L.A. Rams 9, Tampa Bay 0

Super Bowl XIV: Pittsburgh 31, L.A. Rams 19

REGULAR STARTERS

OFFENSE

WR	Henry Marshall
LT	Charlie Getty
LG	Bob Simmons
C	Jack Rudnay
RG	Tom Condon
RT	Jim Nicholson
TE	Walter White
WR	J.T. Smith
QB	Steve Fuller
TE	Tony Samuels
RB	Tony Reed
RB	Ted McKnight
K	Jan Stenerud

DEFENSE

LE	Art Still
NT	Don Parrish
RE	Sylvester Hicks
LOLB	Whitney Paul
LILB	Frank Manumaleuga
RILB	Gary Spani
ROLB	Thomas Howard
LCB	Gary Green
RCB	Tim Collier
	M.L. Carter
SS	Jerry Reese
	Herb Christopher
FS	Gary Barbaro
P	Bob Grupp

PRO BOWLERS IN BOLD

TEAM STATISTICS

	CHIEFS	OPP.
TOTAL FIRST DOWNS	241	297
Rushing/Passing/Penalty	122/91/28	102/169/26
3rd Down: Made/Att.	76/235	108/259
3rd Down Pct.	32.3	41.7
TOTAL NET YARDS	3976	4971
Avg. Per Game	248.5	310.7
Total Plays	972	1088
Avg. Per Play	4.1	4.6
NET YARDS RUSHING	2316	1847
Avg. Per Game	144.8	115.4
Total Rushes	569	522
Avg. Per Play	4.1	3.5
NET YARDS PASSING	1660	3124
Avg. Per Game	103.8	195.3
Sacked/Yards Lost	42/293	38/280
Gross Yards	1953	3404
Attempts/Completions	361/190	528/296
Pct. of Completions	52.6	56.1
Had Intercepted	18	23
PUNTS/AVERAGE	90/43.1	88/38.8
Net Punting Avg.	37.2	30.5
PUNT RETURNS/YARDS	58/612	49/315
KICKOFF RETURNS/YARDS	51/1006	51/1017
PENALTIES/YARDS	108/971	127/1012
FUMBLES/LOST	31/18	34/14
TOUCHDOWNS	29	32
Rushing/Passing	18/7	8/22
Returns: Off./Def./Kicking Game*	1/1/2	0/2/0
SAFETIES	0	0

SCORE BY PERIODS	1	2	3	4	OT	Total
CHIEFS TOTAL	52	53	40	93	0	238
Opp. Total	64	55	64	79	0	262



4-12 • 5th AFC West • Marv Levy

Preseason (2-2)

8/5	W	17-14	at Green Bay	54,453
8/12	W	17-13	MINNESOTA	41,092
8/20	L	7-24	at New England	39,043
8/26	L	7-12	ST. LOUIS	40,884

Regular Season (4-12)

9/3	W	24-23	at Cincinnati	41,810
9/10	L	17-20	HOUSTON	40,213
9/17	L	10-26	at N.Y. Giants	70,546
9/24	L	17-23 OT	DENVER	60,593
10/1	L	13-28	at Buffalo	47,310
10/8	L	13-30	TAMPA BAY	38,201
10/15	L	6-28	at Oakland	50,759
10/22	W	17-3	CLEVELAND	41,157
10/29	L	24-27	at Pittsburgh	48,185
11/5	L	10-20	OAKLAND	75,418
11/12	L	23-29 OT	at San Diego	41,393
11/19	L	10-13	SEATTLE	35,252
11/26	W	23-0	SAN DIEGO	26,248
12/3	W	14-10	BUFFALO	25,781
12/10	L	3-24	at Denver	74,149
12/17	L	19-23	at Seattle	58,490

INDIVIDUAL STATISTICS

	Att.	Cmp.	PASSING			LG	Rating	
			Yds.	Pct.	TD			
Livingston	290	159	1573	54.8	5	13	44	57.4
Adams	79	44	415	55.7	2	3	26	63.0
White	1	1	44	100.0	0	0	44	118.8
CHIEFS TOTALS	370	204	2032	55.1	7	16	44	59.2
Opp. Total	365	219	2820	60.0	17	21	57t	75.8

	No.	PASS RECEIVING		LG	TD
		Yds.	Avg.		
Reed	48	483	10.1	44	1
White	42	340	8.1	24	1
Lane	36	279	7.8	44	0
H. Marshall	26	433	16.7	40	2
McKnight	14	83	5.9	19	1
Belton	11	88	8.0	22	0
Dorsey	9	169	18.8	33	2
Morgado	7	47	6.7	15	0
Samuels	6	97	16.2	38	0
Bailey	5	13	2.6	15	0
CHIEFS TOTALS	204	2032	10.0	44	7
Opp. Total	219	2820	12.9	57t	17

	No.	RUSHING		LG	TD
		Yds.	Avg.		
Reed	206	1053	5.1	62t	6
McKnight	104	627	6.0	41t	5
Morgado	160	593	3.7	18	7
Bailey	83	298	3.6	17	0
Lane	52	277	5.3	30	0
Belton	24	79	3.3	8	0
Livingston	23	49	2.1	18	1
Adams	9	15	1.7	6	0
Andrusyshyn	1	0	0.0	0	0
Marshall	1	-5	-5.0	-5	0
CHIEFS TOTALS	663	2986	4.5	62t	19
Opp. Total	602	2384	4.0	55	21

TEAM LEADERS

Scoring: Jan Stenerud 85 pts: 25 PATs, 20 FGs
INTs: Tim Gray 6-118 yds., 0 TDs
Tackles: Gary Spani 144 (102 solo)
Sacks: Art Still 6.5 (-59.0 yds.)
Punting: Zenon Andrusyshyn 79-3247 yds., 41.1 avg., 18 In 20, 61 LG
Punt Returns: Eddie Payton 32-364 yds., 11.4 avg., 2 TDs
Kickoff Returns: Eddie Payton 30-775 yds., 25.8 avg., 0 TDs

LEAGUE STANDINGS



AMERICAN FOOTBALL CONFERENCE

Western Division

	W	L	T	Pct.
Denver	10	6	0	.625
Oakland	9	7	0	.563
Seattle	9	7	0	.563
San Diego	9	7	0	.563
Kansas City	4	12	0	.250

Central Division

	W	L	T	Pct.
Pittsburgh	14	2	0	.875
Houston †	10	6	0	.625
Cleveland	8	8	0	.500
Cincinnati	4	12	0	.250

Eastern Division

	W	L	T	Pct.
New England	11	5	0	.688
Miami †	11	5	0	.688
N.Y. Jets	8	8	0	.500
Buffalo	5	11	0	.313
Baltimore	5	11	0	.313



NATIONAL FOOTBALL CONFERENCE

Western Division

	W	L	T	Pct.
Los Angeles	12	4	0	.750
Atlanta †	9	7	0	.563
New Orleans	7	9	0	.563
San Francisco	2	14	0	.125

Central Division

	W	L	T	Pct.
Minnesota	8	7	1	.531
Green Bay	8	7	1	.531
Detroit	7	9	0	.438
Chicago	7	9	0	.438
Tampa Bay	5	11	0	.313

Eastern Division

	W	L	T	Pct.
Dallas	12	4	0	.750
Philadelphia †	9	7	0	.563
Washington	8	8	0	.500
St. Louis	6	10	0	.375
N.Y. Giants	6	10	0	.375

AFL Championship: Pittsburgh 34, Houston 5

NFL Championship: Dallas 28, L.A. Rams 0

Super Bowl XIII: Pittsburgh 35, Dallas 31

REGULAR STARTERS

OFFENSE

WR	Henry Marshall
LT	Matt Herkenhoff
LG	Bob Simmons
C	Jack Rudnay
RG	Tom Condon
RT	Charlie Getty
TE	Walter White
QB	Mike Livingston
LHB	Tony Reed
FB	Mark Bailey
	Arnold Morgado
RHB	Ted McKnight
K	Jan Stenerud

DEFENSE

LE	Art Still
NT	Don Parrish
RE	Sylvester Hicks
LOLB	Whitney Paul
LILB	Dave Rozumek
RILB	Gary Spani
ROLB	Thomas Howard
LCB	Gary Green
RCB	Emmitt Thomas
	Tim Collier
SS	Tim Gray
FS	Gary Barbaro
P	Zenon Andrusyshyn

PRO BOWLERS IN BOLD

TEAM STATISTICS

	CHIEFS	OPP.
TOTAL FIRST DOWNS	287	284
Rushing/Passing/Penalty	160/98/29	138/122/24
3rd Down: Made/Att.	102/247	98/225
3rd Down Pct.	41.3	43.6
TOTAL NET YARDS	4820	4971
Avg. Per Game	301.3	310.7
Total Plays	1054	995
Avg. Per Play	4.6	5.0
NET YARDS RUSHING	2986	2389
Avg. Per Game	213.3	149.3
Total Rushes	663	601
Avg. Per Play	4.5	4.0
NET YARDS PASSING	1834	2582
Avg. Per Game	114.6	161.4
Sacked/Yards Lost	21/198	29/238
Gross Yards	2032	2820
Attempts/Completions	370/204	365/219
Pct. of Completions	55.1	60.0
Had Intercepted	16	21
PUNTS/AVERAGE	80/40.6	76/39.9
Net Punting Avg.	32.1	30.9
PUNT RETURNS/YARDS	45/488	50/538
KICKOFF RETURNS/YARDS	61/1456	54/1087
PENALTIES/YARDS	110/1048	100/938
FUMBLES/LOST	32/18	30/14
TOUCHDOWNS	26	42
Rushing/Passing	19/7	21/17
Defensive/Kicking Game	0/0	2/2
SAFETIES	1	0

SCORE BY PERIODS	1	2	3	4	OT	Total
CHIEFS TOTAL	42	70	62	69	0	243
Opp. Total	64	113	47	91	12	327

1977

KANSAS CITY CHIEFS



2-12 • 5th AFC West • Paul Wiggin (1-6), Tom Bettis (1-6)*

Preseason (3-3)

8/6	L	0-17	at Detroit	52,309
8/13	W	23-21	PITTSBURGH	28,584
8/18	L	7-13	at Washington	33,263
8/27	W	27-19	L.A. RAMS	34,975
9/5	L	16-24	ATLANTA	22,748
9/10	W	37-20	ST. LOUIS	35,954

Regular Season (2-12)

9/18	L	17-21	at New England	58,185
9/25	L	7-23	SAN DIEGO	56,146
10/3	L	28-37	OAKLAND (Mon) (N)	60,684
10/9	L	7-23	at Denver	74,878
10/16	L	6-17	BALTIMORE	63,076
10/23	W	21-16	at San Diego	33,010
10/30	L	7-44	at Cleveland	60,631
11/6	W	20-10	GREEN BAY	62,687
11/13	L	27-28	at Chicago	49,543
11/20	L	7-14	DENVER	54,050
11/27	L	20-34	at Houston	42,934
12/4	L	7-27	CINCINNATI	38,488
12/11	L	31-34	SEATTLE	22,262
12/18	L	20-21	at Oakland	50,304

*Bettis replaced Wiggin after seven games

INDIVIDUAL STATISTICS

	Att.	Cmp.	PASSING			Int	LG	Rating
			Yds.	Pct.	TD			
Livingston	282	143	1823	50.7	9	15	49	59.8
Adams	92	47	691	51.1	2	11	63	43.6
CHIEFS TOTALS	374	190	2514	50.8	11	26	63	53.3
Opp. Total	333	175	2244	52.6	15	21	48	62.7

	No.	PASS RECEIVING		LG	TD
		Yds.	Avg.		
White	48	674	14.0	48t	5
Podolak	32	313	9.8	23	0
Marshall	20	445	19.3	49	4
Brunson	20	295	14.8	63	0
Brockington	19	222	11.7	48	1
Bailey	17	206	12.1	47t	1
Reed	12	125	10.4	20	0
Williams	7	94	13.4	27	0
Samuels	5	65	13.0	32	0
Lane	3	40	13.3	21	0
Morgado	2	21	10.5	12	0
McKnight	1	11	11.0	11	0
Beckman	1	3	3.0	3	0
CHIEFS TOTALS	190	2514	13.2	63	11
Opp. Total	175	2244	12.8	48	15

	No.	RUSHING		LG	TD
		Yds.	Avg.		
Podolak	133	550	4.1	41	5
Reed	126	505	4.0	59	5
Bailey	66	266	4.0	37t	2
Brockington	54	161	3.0	12	2
Lane	25	79	3.2	9	1
Livingston	19	78	4.1	13	1
McKnight	11	74	6.7	19	1
Burks	1	51	51.0	51	0
Williams	2	30	15.0	17	0
Adams	5	21	4.2	8	1
Morgado	3	12	4.0	9	0
Marshall	7	11	1.6	5	0
Brunson	2	8	4.0	11	0
White	2	-3	-0.7	3	0
CHIEFS TOTALS	456	1843	4.0	59	13
Opp. Total	632	2971	4.7	78t	23

TEAM LEADERS

Scoring: Jan Stenerud 51 pts: 27 PATs, 8 FGs
INTs: Gary Barbaro 8-165 yds., 1 TD
Tackles: Willie Lanier 132 (88 solo)
Sacks: Wilbur Young 5.5 (-51.5 yds.)
Punting: Jerrel Wilson 88-3510 yds., 39.9 avg., 11 In 20, 59 LG
Punt Returns: Gary Green 14-115 yds., 8.2 avg., 0 TDs
Kickoff Returns: Ted McKnight 12-305 yds., 25.4 avg., 0 TDs

LEAGUE STANDINGS



AMERICAN FOOTBALL CONFERENCE

Western Division

	W	L	T	Pct.
Denver	12	2	0	.857
Oakland †	11	3	0	.786
San Diego	7	7	0	.500
Seattle	5	9	0	.357
Kansas City	2	12	0	.143

Central Division

	W	L	T	Pct.
Pittsburgh	9	5	0	.643
Houston	8	6	0	.571
Cincinnati	8	6	0	.571
Cleveland	6	8	0	.429

Eastern Division

	W	L	T	Pct.
Baltimore	10	4	0	.714
Miami	10	4	0	.714
New England	9	5	0	.643
N.Y. Jets	3	11	0	.214
Buffalo	3	11	0	.214



NATIONAL FOOTBALL CONFERENCE

Western Division

	W	L	T	Pct.
Los Angeles	10	4	0	.714
Atlanta	7	7	0	.500
San Francisco	5	9	0	.357
New Orleans	3	11	0	.314

Central Division

	W	L	T	Pct.
Minnesota	9	5	0	.643
Chicago †	9	5	0	.643
Detroit	6	8	0	.429
Green Bay	4	10	0	.286
Tampa Bay	2	12	0	.143

Eastern Division

	W	L	T	Pct.
Dallas	12	2	0	.857
Washington	9	5	0	.643
St. Louis	7	7	0	.500
Philadelphia	5	9	0	.357
N.Y. Giants	5	9	0	.357

AFL Championship: Denver 20, Oakland 17

NFL Championship: Dallas 23, Minnesota 6

Super Bowl XII: Dallas 27, Denver 10

REGULAR STARTERS

OFFENSE

WR	Henry Marshall
LT	Matt Herkenhoff
LG	Bob Simmons
C	Jack Rudnay
RG	Tom Condon
RT	Jim Nicholson
TE	Walter White
WR	Larry Williams
	Larry Brunson
QB	Mike Livingston
RB	Tony Reed
	Ed Podolak
RB	Mark Bailey
	John Brockington
K	Jan Stenerud

DEFENSE

LE	Whitney Paul
LT	Willie Lee
RT	Keith Simons
RE	Wilbur Young
LLB	Billy Andrews
MLB	Willie Lanier
RLB	Jim Lynch
LCB	Gary Green
RCB	Emmitt Thomas
	Tim Collier
SS	Tim Gray
FS	Gary Barbaro
P	Jerrel Wilson

PRO BOWLERS IN BOLD

TEAM STATISTICS

	CHIEFS	OPP.
TOTAL FIRST DOWNS	228	304
Rushing/Passing/Penalty	95/110/23	169/113/22
3rd Down: Made/Att.	64/196	83/202
3rd Down Pct.	32.7	41.1
TOTAL NET YARDS	3936	4993
Avg. Per Game	281.1	356.7
Total Plays	878	992
Avg. Per Play	4.5	5.0
NET YARDS RUSHING	1843	2971
Avg. Per Game	131.6	211.8
Total Rushes	456	634
Avg. Per Play	4.0	4.7
NET YARDS PASSING	2093	2022
Avg. Per Game	149.5	144.4
Sacked/Yards Lost	48/421	25/222
Gross Yards	2514	2244
Attempts/Completions	374/190	333/175
Pct. of Completions	50.8	52.6
Had Intercepted	26	21
PUNTS/AVERAGE	89/39.4	63/41.0
Net Punting Avg.	30.8	35.7
PUNT RETURNS/YARDS	36/236	50/702
KICKOFF RETURNS/YARDS	63/1294	44/958
PENALTIES/YARDS	82/706	105/930
FUMBLES/LOST	32/21	39/23
TOUCHDOWNS	29	42
Rushing/Passing	13/11	23/15
Defensive/Kicking Game	5/0	3/1
SAFETIES	0	0

SCORE BY PERIODS	1	2	3	4	OT	Total
CHIEFS TOTAL	73	50	23	79	0	225
Opp. Total	92	99	79	79	0	349



5-9 • 4th AFC West • Paul Wiggin

Preseason (2-4)

8/2	W	9-3 OT	HOUSTON	30,006
8/7	L	10-13	MINNESOTA	32,851
8/15	L	13-21	at San Francisco	36,101
8/21	W	23-20	WASHINGTON	30,014
8/28	L	21-23	DETROIT	27,410
9/3	L	14-31	at St. Louis	42,997

Regular Season (5-9)

9/12	L	16-30	SAN DIEGO	53,133
9/20	L	21-24	OAKLAND (Mon) (N)	60,884
9/26	L	17-27	NEW ORLEANS	53,918
10/3	L	17-50	at Buffalo	51,909
10/10	W	33-30	at Washington	53,060
10/17	W	20-17 OT	at Miami	43,325
10/24	L	26-35	DENVER	57,961
10/31	W	28-19	at Tampa Bay	41,779
11/7	L	0-45	PITTSBURGH	71,516
11/14	L	10-21	at Oakland	48,859
11/21	L	24-27	CINCINNATI	56,015
11/28	W	23-20	at San Diego	29,272
12/5	L	16-17	at Denver	58,170
12/12	W	39-14	CLEVELAND	34,340

INDIVIDUAL STATISTICS

	Att.	Cmp.	PASSING			Int	LG	Rating
			Yds.	Pct.	TD			
Livingston	338	189	2682	55.9	12	13	57	77.9
Adams	71	36	575	50.7	3	4	49	68.8
Nott	10	4	46	40.0	0	0	23	54.6
Lane	0	0	0	0.0	0	0	0	0.0
CHIEFS TOTALS	419	229	3303	54.7	15	17	57	75.5
Opp. Total	375	215	2684	57.3	25	23	57	76.4

PASS RECEIVING

	No.	Yds.	Avg.	LG	TD
Lane	66	686	10.4	44	1
White	47	808	17.2	41	7
Brunson	33	656	19.9	57	1
Marshall	28	443	15.8	31t	2
Masters	18	269	14.9	30	3
Podolak	13	156	12.0	23	0
Reamon	10	136	13.6	49t	1
Green	9	100	11.1	31	0
McNeil	2	33	16.5	18	0
Harrison	1	12	12.0	12	0
Williams	1	9	9.0	9	0
Getty	1	-5	-5.0	0	0
CHIEFS TOTALS	229	3303	14.4	57	15
Opp. Total	215	2684	12.5	57	25

RUSHING

	No.	Yds.	Avg.	LG	TD
Lane	162	542	3.3	20	5
Podolak	88	371	4.2	22t	5
Green	73	322	4.4	27	1
Reamon	103	314	3.1	14	4
Marshall	5	101	20.2	59t	1
Livingston	31	89	2.9	19	2
Adams	5	46	9.2	21	0
Harrison	16	41	2.6	7	0
McNeil	8	26	3.3	7	0
White	2	15	7.5	8	0
Kinney	1	7	7.0	7	0
Brunson	3	-1	-0.3	5	0
Stenerud	1	0	0.0	0	0
CHIEFS TOTALS	498	1873	3.8	59t	18
Opp. Total	555	2861	5.2	77t	24

TEAM LEADERS

Scoring: Jan Stenerud 90 pts: 21 PATs, 27 FGs
INTs: Kerry Reardon 5-26 yds., 0 TDs
Sacks: Lawrence Estes 5.0 (-52.0 yds.)
Punting: Jerrel Wilson 65-2729 yds., 42.0 avg., 14 In 20, 62 LG
Punt Returns: Larry Brunson 31-387 yds., 12.5 avg., 0 TDs
Kickoff Returns: Lawrence Williams 25-688 yds., 27.6 avg., 0 TDs

LEAGUE STANDINGS



AMERICAN FOOTBALL CONFERENCE

Western Division

	W	L	T	Pct.
Oakland	13	1	0	.929
Denver	9	5	0	.643
San Diego	6	8	0	.429
Kansas City	5	9	0	.357
Tampa Bay	0	14	0	.000

Central Division

	W	L	T	Pct.
Pittsburgh	10	4	0	.714
Cincinnati	10	4	0	.714
Cleveland	9	5	0	.643
Houston	5	9	0	.357

Eastern Division

	W	L	T	Pct.
Baltimore	11	3	0	.786
New England †	11	3	0	.786
Miami	6	8	0	.429
N.Y. Jets	3	11	0	.214
Buffalo	2	12	0	.143



NATIONAL FOOTBALL CONFERENCE

Western Division

	W	L	T	Pct.
Los Angeles	10	3	1	.750
San Francisco	8	6	0	.571
Atlanta	4	10	0	.286
New Orleans	4	10	0	.286
Seattle	2	12	0	.143

Central Division

	W	L	T	Pct.
Minnesota	11	2	1	.821
Chicago	7	7	0	.500
Detroit	6	8	0	.429
Green Bay	5	9	0	.357

Eastern Division

	W	L	T	Pct.
Dallas	11	3	0	.786
Washington †	10	4	0	.714
St. Louis	10	4	0	.714
Philadelphia	4	10	0	.286
N.Y. Giants	3	11	0	.214

AFL Championship: Oakland 24, Pittsburgh 7
NFL Championship: Minnesota 24, L.A. Rams 13
Super Bowl XI: Oakland 32, Minnesota 14

REGULAR STARTERS

OFFENSE

WR	Henry Marshall
LT	Matt Herkenhoff
LG	Charlie Getty
C	Jack Rudnay
RG	Tom Condon
RT	Jim Nicholson
TE	Billy Masters
WR	Larry Brunson
QB	Mike Livingston
RB	Woody Green
	Ed Podolak
	Tommy Reamon
RB	MacArthur Lane
K	Jan Stenerud

DEFENSE

LE	Whitney Paul
LT	James Wolf
RT	Keith Simons
RE	Wilbur Young
LLB	Billy Andrews
MLB	Willie Lanier
RLB	Jim Lynch
LCB	Kerry Reardon
RCB	Emmitt Thomas
LS	Tim Gray
RS	Gary Barbaro
P	Jerrel Wilson

PRO BOWLERS IN BOLD

TEAM STATISTICS

	CHIEFS	OPP.
TOTAL FIRST DOWNS	275	309
Rushing/Passing/Penalty	104/151/20	161/133/15
3rd Down: Made/Att.	79/210	78/184
3rd Down Pct.	37.6	42.4
TOTAL NET YARDS	4804	5359
Avg. Per Game	343.1	382.8
Total Plays	959	899
Avg. Per Play	5.0	6.0
NET YARDS RUSHING	1873	2861
Avg. Per Game	133.8	204.4
Total Rushes	498	555
Avg. Per Play	3.8	5.2
NET YARDS PASSING	2929	2496
Avg. Per Game	209.2	178.3
Sacked/Yards Lost	42/374	22/188
Gross Yards	3303	2684
Attempts/Completions	419/229	375/215
Pct. of Completions	54.6	57.3
Had Intercepted	17	23
PUNTS/AVERAGE	67/41.7	63/39.7
Net Punting Avg.	33.7	30.3
PUNT RETURNS/YARDS	34/429	39/375
KICKOFF RETURNS/YARDS	64/1538	55/1263
PENALTIES/YARDS	97/789	88/762
FUMBLES/LOST	31/16	35/20
TOUCHDOWNS	33	51
Rushing/Passing	18/15	24/25
Defensive/Kicking Game	0/0	1/1
SAFETIES	1	0

SCORE BY PERIODS	1	2	3	4	OT	Total
CHIEFS TOTAL	49	95	71	72	3	290
Opp. Total	95	71	83	127	0	376



5-9 • 3rd AFC West • Paul Wiggin

Preseason (3-3)			
8/9 L 3-10	ST. LOUIS	40,081	
8/18 W 26-20	DALLAS	35,630	
8/23 L 24-27	at Detroit	62,094	
8/30 L 6-14	L.A. RAMS	36,814	
9/6 W 13-3	GREEN BAY	35,543	
9/12 W 9-7	at Buffalo	48,691	
Regular Season (5-9)			
9/21 L 33-37	at Denver	51,858	
9/28 L 24-30	N.Y. JETS	74,169	
10/5 L 3-20	SAN FRANCISCO	58,386	
10/12 W 42-10	OAKLAND	60,425	
10/19 W 12-10	at San Diego	26,657	
10/26 W 26-13	DENVER	70,043	
11/2 L 13-17	HOUSTON	62,989	
11/10 W 34-31	at Dallas (Mon) (N)	63,539	
11/16 L 3-28	at Pittsburgh	48,803	
11/23 W 24-21 OT	DETROIT	55,161	
11/30 L 14-28	at Baltimore	42,122	
12/7 L 20-28	SAN DIEGO	46,888	
12/14 L 14-20	at Cleveland	44,368	
12/21 L 20-28	at Oakland	48,604	

INDIVIDUAL STATISTICS

	Att.	Cmp.	PASSING			Int	LG	Rating
			Yds.	Pct.	TD			
Livingston	176	88	1245	50.0	8	6	69t	74.1
Dawson	140	93	1095	66.4	5	4	51	89.9
Adams	77	36	445	46.8	2	4	32	52.2
White	1	0	0	0.0	0	0	0	39.6
Podolak	1	0	0	0.0	0	1	0	0.0
CHIEFS TOTALS	395	217	2785	54.9	15	16	69t	73.0
Opp. Total	325	186	2703	57.2	18	20	90t	77.3

	No.	PASS RECEIVING		LG	TD
		Yds.	Avg.		
Podolak	37	332	9.0	21	2
Pearson	36	608	16.9	45	3
Lane	25	202	8.1	32	0
Masters	24	314	13.1	32	3
White	23	559	24.3	69t	3
Brunson	23	398	17.3	36	2
Green	23	215	9.3	28	1
Kinney	21	148	7.0	15	0
Dressler	2	7	3.5	4	1
Craig	1	10	10.0	10	0
LaGrand	1	-1	-1.0	0	0
Adams	1	-7	-7.0	0	0
CHIEFS TOTALS	217	2785	12.8	69t	15
Opp. Total	186	2703	14.5	90t	18

	No.	RUSHING		LG	TD
		Yds.	Avg.		
Green	167	611	3.7	42	5
Podolak	102	351	3.4	25	3
Lane	79	311	3.9	39	2
Kinney	85	304	3.6	20	2
Brunson	2	89	44.5	65	0
Livingston	13	68	5.2	28	1
Adams	8	42	5.3	16	0
LaGrand	13	38	2.9	11	1
Miller	7	20	2.9	10	0
Dressler	3	16	5.3	11	0
Dawson	5	7	1.4	9	0
White	4	-10	-2.5	0	0
CHIEFS TOTALS	487	1847	3.8	65	14
Opp. Total	562	2724	4.9	50	24

TEAM LEADERS

Scoring: Jan Stenerud 96 pts: 30 PATs, 22 FGs
INTs: Emmitt Thomas 6-119 yds., 0 TDs
Sacks: Wilbur Young 9.5 (-73.0 yds.)
Punting: Jerrel Wilson 54-2233 yds., 41.4 avg., 64 LG
Punt Returns: Charlie Thomas 12-112 yds., 9.3 avg., 0 TDs
Kickoff Returns: Reggie Craig 10-247 yds., 24.7 avg., 0 TDs

LEAGUE STANDINGS



AMERICAN FOOTBALL CONFERENCE

Western Division				
	W	L	T	Pct.
Oakland	11	3	0	.786
Denver	6	8	0	.429
Kansas City	5	9	0	.357
San Diego	2	12	0	.143
Central Division				
	W	L	T	Pct.
Pittsburgh	12	2	0	.857
Cincinnati †	11	3	0	.786
Houston	10	4	0	.714
Cleveland	3	11	0	.214
Eastern Division				
	W	L	T	Pct.
Baltimore	10	4	0	.714
Miami	10	4	0	.714
Buffalo	8	6	0	.571
New England	3	11	0	.241
N.Y. Jets	3	11	0	.214



NATIONAL FOOTBALL CONFERENCE

Western Division				
	W	L	T	Pct.
Los Angeles	12	2	0	.857
San Francisco	5	9	0	.357
Atlanta	4	10	0	.286
New Orleans	2	12	0	.143
Central Division				
	W	L	T	Pct.
Minnesota	12	2	0	.857
Detroit	7	7	0	.500
Chicago	4	10	0	.286
Green Bay	4	10	0	.286
Eastern Division				
	W	L	T	Pct.
St. Louis	11	3	0	.786
Dallas †	10	4	0	.714
Washington	8	6	0	.571
N.Y. Giants	5	9	0	.357
Philadelphia	4	10	0	.286

AFL Championship: Pittsburgh 16, Oakland 10

NFL Championship: Dallas 37, L.A. Rams 7

Super Bowl X: Pittsburgh 21, Dallas 17

REGULAR STARTERS

OFFENSE		DEFENSE	
WR	Barry Pearson	LE	John Matuszak
LT	Charlie Getty	LT	Marvin Upshaw
LG	Rocky Rasley	RT	Buck Buchanan
C	Jack Rudnay	RE	Wilbur Young
RG	Tom Condon	LLB	Bill Peterson
RT	Jim Nicholson	MLB	Willie Lanier
TE	Billy Masters	RLB	Jim Lynch
WR	Larry Brunson	LCB	Kerry Reardon
QB	Mike Livingston	RCB	Emmitt Thomas
	Len Dawson	LS	Jim Kearney
RB	Woody Green	RS	Mike Sensibaugh
RB	MacArthur Lane	P	Jerrel Wilson
	Jeff Kinney		
K	Jan Stenerud		

PRO BOWLERS IN BOLD

TEAM STATISTICS

	CHIEFS	OPP.
TOTAL FIRST DOWNS	261	289
Rushing/Passing/Penalty	110/128/23	149/121/19
3rd Down: Made/Att.	83/215	83/190
3rd Down Pct.	38.6	43.7
TOTAL NET YARDS	4207	5224
Avg. Per Game	300.5	373.1
Total Plays	933	915
Avg. Per Play	4.5	5.7
NET YARDS RUSHING	1847	2712
Avg. Per Game	131.9	193.7
Total Rushes	488	562
Avg. Per Play	3.8	4.8
NET YARDS PASSING	2360	2512
Avg. Per Game	168.6	179.4
Sacked/Yards Lost	53/425	28/179
Gross Yards	2785	2520
Attempts/Completions	395/217	325/186
Pct. of Completions	54.9	57.2
Had Intercepted	16	20
PUNTS/AVERAGE	72/39.3	61/40.6
PUNT RETURNS/YARDS	37/303	36/503
KICKOFF RETURNS/YARDS	61/1342	59/1334
PENALTIES/YARDS	82/668	98/929
FUMBLES/LOST	38/18	40/22
TOUCHDOWNS	31	44
Rushing/Passing	14/15	24/18
Returns: Off./Def./Kicking Game*	1/1/0	1/1/0
SAFETIES	0	2

SCORE BY PERIODS	1	2	3	4	OT	Total
CHIEFS TOTAL	64	86	47	82	3	282
Opp. Total	48	93	98	102	0	341

1974

KANSAS CITY CHIEFS



5-9 • 3rd AFC West • Hank Stram

Preseason (3-3)

8/5	W	20-12	DETROIT	35,521
8/12	L	21-35	BUFFALO	39,248
8/17	L	16-58	at L.A. Rams	48,828
8/24	W	26-7	SAN FRANCISCO	46,548
8/31	L	16-25	at Dallas	43,492
9/6	W	21-16	ST. LOUIS	46,067

Regular Season (5-9)

9/15	W	24-16	N.Y. JETS	77,294
9/22	L	7-27	at Oakland	52,471
9/29	W	17-7	at Houston	28,538
10/6	L	14-17	DENVER	67,298
10/13	L	24-34	PITTSBURGH	65,517
10/20	L	3-9	at Miami	67,779
10/27	W	24-14	at San Diego	36,084
11/3	L	27-33	N.Y. GIANTS	61,437
11/10	L	7-14	SAN DIEGO	48,551
11/18	W	42-34	at Denver (Mon) (N)	50,236
11/24	L	6-33	at Cincinnati	49,777
12/1	W	17-13	at St. Louis	41,863
12/8	L	6-7	OAKLAND	60,577
12/14	L	15-35	MINNESOTA (Sat)	35,480

INDIVIDUAL STATISTICS

										PASSING			
	Att.	Cmp.	Yds.	Pct.	TD	Int	LG	Rating					
Dawson	235	138	1573	58.7	7	13	84t	65.8					
Livingston	141	66	732	46.8	4	10	48	42.6					
Carlson	15	7	116	46.7	0	1	34	45.4					
Wilson	2	0	0	0.0	0	0	0	39.6					
Jaynes	2	0	0	0.0	0	1	0	0.0					
CHIEFS TOTALS	395	211	2421	53.4	11	25	84t	55.0					
Opp. Total	408	206	2838	50.5	22	28	71t	62.5					

										PASS RECEIVING			
	No.	Yds.	Avg.	LG	TD								
Podolak	43	306	7.1	26	1								
Pearson	27	387	14.3	48	1								
Green	26	247	9.5	69t	1								
Taylor	24	375	15.6	64	2								
Brunson	22	374	17.0	84t	2								
Kinney	18	105	5.8	16	1								
Miller	14	149	10.6	34	0								
Wright	13	209	16.1	51	1								
Stroud	12	141	11.8	25	2								
Ellison	5	64	12.8	26	0								
Hayes	3	23	7.7	9	0								
Hamilton	2	25	12.5	19	0								
Strada	1	16	16.0	16	0								
CHIEFS TOTALS	211	2421	11.5	84t	11								
Opp. Total	206	2838	13.8	71t	22								

										RUSHING			
	No.	Yds.	Avg.	LG	TD								
Green	135	509	3.8	43	3								
Podolak	101	386	3.8	14	2								
Kinney	63	249	4.0	21	0								
Hayes	57	206	3.6	19	2								
Miller	40	184	4.6	47	0								
Ellison	37	114	3.1	11	2								
Dawson	11	28	2.5	10	0								
Livingston	9	28	3.1	9	0								
Wright	3	26	8.7	12t	1								
Carlson	2	17	8.5	11	0								
Taylor	1	6	6.0	6	0								
Pearson	1	0	0.0	0	0								
Jaynes	1	0	0.0	0	0								
Thomas	3	-4	-1.3	0	0								
Brunson	5	-29	-5.8	4	0								
CHIEFS TOTALS	469	1720	3.7	47	10								
Opp. Total	502	1801	3.6	53	16								

TEAM LEADERS

Scoring: Jan Stenerud 75 pts; 24 PATs, 17 FGs
 INTs: Emmitt Thomas 12-214 yds., 2 TDs
 Sacks: Marvin Upshaw 9.5 (-49.0 yds.)
 Punting: Jerrel Wilson 83-3462 yds., 41.7 avg., 64 LG
 Punt Returns: Ed Podolak 15-134 yds., 8.9 avg., 0 TDs
 Kickoff Returns: Bill Thomas 25-571 yds., 22.8 avg., 0 TDs

LEAGUE STANDINGS



AMERICAN FOOTBALL CONFERENCE

Western Division				
	W	L	T	Pct.
Oakland	12	2	0	.857
Denver	7	6	1	.536
Kansas City	5	9	0	.357
San Diego	5	9	0	.357
Central Division				
	W	L	T	Pct.
Pittsburgh	10	3	1	.750
Cincinnati	7	7	0	.500
Houston	7	7	0	.500
Cleveland	4	10	0	.286
Eastern Division				
	W	L	T	Pct.
Miami	11	3	0	.786
Buffalo †	9	5	0	.643
New England	7	7	0	.500
N.Y. Jets	7	7	0	.500
Baltimore	2	12	0	.143



NATIONAL FOOTBALL CONFERENCE

Western Division				
	W	L	T	Pct.
Los Angeles	10	4	0	.714
San Francisco	6	8	0	.429
New Orleans	5	9	0	.357
Atlanta	3	11	0	.214
Central Division				
	W	L	T	Pct.
Minnesota	10	4	0	.714
Detroit	7	7	0	.500
Green Bay	6	8	0	.429
Chicago	4	10	0	.286
Eastern Division				
	W	L	T	Pct.
St. Louis	10	4	0	.714
Washington †	10	4	0	.714
Dallas	8	6	0	.571
Philadelphia	7	7	0	.500
N.Y. Giants	2	12	0	.143

AFL Championship: Pittsburgh 24, Oakland 13
 NFL Championship: Minnesota 14, L.A. Rams 10
 Super Bowl IX: Pittsburgh 16, Minnesota 6

REGULAR STARTERS

OFFENSE		DEFENSE	
WR	Elmo Wright	LE	Marvin Upshaw
LT	Charlie Getty	LT	Tom Keating
LG	Ed Budde	RT	Buck Buchanan
C	Jack Rudnay	RE	Wilbur Young
RG	George Daney	LLB	Bobby Bell
RT	Jim Nicholson	MLB	Willie Lanier
TE	Morris Stroud	RLB	Jim Lynch
WR	Otis Taylor	LCB	Nate Allen
QB	Mike Livingston	RCB	Emmitt Thomas
	Len Dawson	LS	Jim Kearney
RB	Ed Podolak	RS	Mike Sensibaugh
RB	Woody Green	P	Jerrel Wilson
	Wendell Hayes		
K	Jan Stenerud		

PRO BOWLERS IN BOLD

TEAM STATISTICS

		CHIEFS		OPP.	
TOTAL FIRST DOWNS	224	267			
Rushing/Passing/Penalty	92/113/19	107/141/19			
3rd Down: Made/Att.	67/197	72/200			
3rd Down Pct.	34.0	36.0			
TOTAL NET YARDS	3828	4464			
Avg. Per Game	273.4	318.9			
Total Plays	901	936			
Avg. Per Play	4.3	4.8			
NET YARDS RUSHING	1720	1801			
Avg. Per Game	122.9	128.6			
Avg. Per Rush	3.7	3.6			
Total Rushes	469	502			
NET YARDS PASSING	2108	2663			
Avg. Per Game	150.6	190.2			
Sacked/Yards Lost	37/313	26/175			
Gross Yards	2421	2838			
Attempts/Completions	395/211	408/20			
Pct. of Completions	53.4	50.5			
Had Intercepted	25	28			
PUNTS/AVERAGE	83/41.7	80/40.1			
PUNT RETURNS/YARDS	44/295	55/634			
KICKOFF RETURNS/YARDS	56/1211	54/1370			
PENALTIES/YARDS	70/515	83/811			
FUMBLES/LOST	29/13	34/16			
Touchdowns	26	40			
Rushing/Passing	10/11	16/22			
Defensive/Kicking Game	5/0	1/1			
SAFETIES	1	1			

SCORE BY PERIODS	1	2	3	4	OT	Total
CHIEFS TOTAL	30	73	53	77	0	233
Opp. Total	57	110	34	92	0	293



7-5-2 • 2nd AFC West • Hank Stram

Preseason (2-4)

8/4	W	12-6	NEW ORLEANS	67,216
8/13	L	16-17	DETROIT	67,624
8/18	L	10-13	MINNESOTA	72,676
8/26	L	16-21	GREEN BAY	75,231
9/1	L	16-27	at Dallas	57,468
9/7	W	16-7	at St. Louis	49,486

Regular Season (7-5-2)

9/16	L	13-23	L.A. RAMS	62,315
9/23	W	10-7	at New England	57,918
9/30	W	16-3	OAKLAND	72,631
10/7	W	16-14	DENVER	71,414
10/14	T	10-10	at Green Bay (Milwaukee, WI)	47,265
10/21	L	6-14	at Cincinnati	56,397
10/29	L	14-23	at Buffalo (Mon) (N)	76,071
11/4	W	19-0	at San Diego	52,035
11/12	W	19-7	CHICAGO (Mon)	70,664
11/18	W	38-14	HOUSTON	68,444
11/25	L	10-14	at Denver	51,706
12/2	T	20-20	CLEVELAND	70,296
12/8	L	7-37	at Oakland (Sat)	53,061
12/16	W	33-6	SAN DIEGO	43,755

INDIVIDUAL STATISTICS

	PASSING							Rating
	Att.	Cmp.	Yds.	Pct.	TD	Int	LG	
Livingston	145	75	916	51.7	6	7	48	65.2
Dawson	101	66	725	65.3	2	5	48	72.3
Beathard	64	31	389	48.4	2	1	44	71.4
Wilson	1	1	9	100.0	0	0	9	104.2
Podolak	1	0	0	0	0	0	0	39.6
Keyes	1	0	0	0	0	0	0	39.6
CHIEFS TOTALS	313	173	2039	55.3	10	13	48	68.6
Opp. Total	324	157	1942	48.5	11	21	62t	51.7

	PASS RECEIVING				TD
	No.	Yds.	Avg.	LG	
Podolak	55	445	8.1	25	0
Taylor	34	536	15.8	46	4
Hayes	18	134	7.4	13	0
Wright	16	252	15.8	44	2
Stroud	12	216	18.0	48	2
Kinney	11	126	11.5	25	0
Ellison	9	64	7.1	17	0
Butler	8	124	15.5	23	2
West	4	65	16.3	23	0
Hamilton	2	35	17.5	20	0
Smith	2	20	10.0	17	0
Moorman	1	-1	-1.0	-1	0
Keyes	1	-6	-6	-6	0
CHIEFS TOTALS	173	2039	11.8	48	10
Opp. Total	157	1942	12.4	62t	11

	RUSHING				TD
	No.	Yds.	Avg.	LG	
Podolak	210	721	3.4	25	3
Ellison	108	411	3.8	19	2
Hayes	95	352	3.7	27	2
Kinney	50	128	2.6	8	1
Livingston	19	94	4.9	28	2
Dawson	6	39	6.5	13	0
Wright	5	29	5.8	13	0
Beathard	6	16	2.7	11	1
Butler	2	10	5.0	9	0
Taylor	4	-14	-1.1	-19	0
McVea	4	5	1.3	2	0
Keyes	2	1	0.5	2	0
CHIEFS TOTALS	511	1793	3.5	28	11
Opp. Total	493	1956	4.0	72	11

TEAM LEADERS

Scoring: Jan Stenerud 93 pts: 21 PATs, 24 FGs
INTs: Emmitt Thomas, Mike Sensibaugh, Willie Lanier, Jim Kearney Tied with 3
Punting: Jerrel Wilson 80-3642 yds., 45.5 avg., 68 LG
Punt Returns: Larry Marshall 29-180 yds., 6.2 avg., 0 TDs
Kickoff Returns: Larry Marshall 14-391 yds., 27.9 avg., 0 TDs

LEAGUE STANDINGS



AMERICAN FOOTBALL CONFERENCE

Western Division

	W	L	T	Pct.
Oakland	9	4	1	.679
Kansas City	7	5	2	.571
Denver	7	5	2	.571
San Diego	2	11	1	.179

Central Division

	W	L	T	Pct.
Cincinnati	10	4	0	.714
Pittsburgh †	10	4	0	.714
Cleveland	7	5	2	.571
Houston	1	13	0	.071

Eastern Division

	W	L	T	Pct.
Miami	12	2	0	.857
Buffalo	9	5	0	.643
New England	5	9	0	.357
Baltimore	4	10	0	.286
N.Y. Jets	4	10	0	.286



NATIONAL FOOTBALL CONFERENCE

Western Division

	W	L	T	Pct.
Los Angeles	12	2	0	.857
Atlanta	9	5	0	.643
New Orleans	5	9	0	.357
San Francisco	5	9	0	.357

Central Division

	W	L	T	Pct.
Minnesota	12	2	0	.857
Detroit	6	7	1	.464
Green Bay	5	7	2	.429
Chicago	3	11	0	.214

Eastern Division

	W	L	T	Pct.
Dallas	10	4	0	.714
Washington †	10	4	0	.714
Philadelphia	5	8	1	.393
St. Louis	4	9	1	.321
N.Y. Giants	2	11	1	.179

AFL Championship: Miami 27, Oakland 10
NFL Championship: Minnesota 27, Dallas 10
Super Bowl VIII: Miami 24, Minnesota 7

REGULAR STARTERS

OFFENSE

WR	Elmo Wright
LT	Jim Tyrer
LG	Ed Budde
C	Jack Rudnay
RG	Mo Moorman
RT	Francis Peay
	Dave Hill
TE	Morris Stroud
WR	Otis Taylor
QB	Mike Livingston
	Len Dawson
RB	Ed Podolak
RB	Wendell Hayes
	Willie Ellison
K	Jan Stenerud

DEFENSE

LE	Marvin Upshaw
LT	Curley Culp
RT	Buck Buchanan
RE	Wilbur Young
LLB	Bobby Bell
MLB	Willie Lanier
RLB	Jim Lynch
LCB	Nate Allen
RCB	Emmitt Thomas
LS	Jim Kearney
RS	Mike Sensibaugh
P	Jerrel Wilson

PRO BOWLERS IN BOLD

TEAM STATISTICS

	CHIEFS	OPP.
TOTAL FIRST DOWNS	208	209
Rushing/Passing/Penalty	106/93/9	90/95/24
3rd Down: Made/Att.	72/204	69/206
3rd Down Pct.	35.3	33.5
TOTAL NET YARDS	3536	3575
Avg. Per Game	252.6	255.4
Total Plays	863	856
Avg. Per Play	4.1	4.2
NET YARDS RUSHING	1793	1956
Avg. Per Game	128.1	139.7
Total Rushes	511	493
Avg. Per Rush	3.5	4.0
NET PASSING OFFENSE	1743	1619
Avg. Per Game	124.5	115.6
Sacked/Yards Lost	39/296	38/323
Gross Yards	2039	1942
Attempts/Completions	313/173	324/157
Pct. of Completions	55.3	48.6
Had Intercepted	13	21
PUNTS/AVERAGE	80/45.5	87/41.4
PUNT RETURNS/YARDS	42/279	48/455
KICKOFF RETURNS/YARDS	31/725	40/1031
PENALTIES/YARDS	83/797	63/649
FUMBLES/LOST	36/18	33/18
TOUCHDOWNS	23	22
Rushing/Passing	11/10	11/11
Defensive/Kicking Game	2/0	0/0
SAFETIES	0	0

SCORE BY PERIODS	1	2	3	4	Total
CHIEFS TOTAL	40	57	53	81	231
Opp. Total	30	71	35	56	192



Preseason (5-2)		
7/29	W 23-17	N.Y. Giants 19,304
Hall of Fame Game (Canton, OH)		
8/5	W 24-10	Chicago (Notre Dame, IN) 32,391
8/12	W 24-14	ST. LOUIS 78,190
8/21	L 17-23	BALTIMORE 76,882
8/27	W 19-13	L.A. RAMS 77,764
9/2	W 20-10	DALLAS 79,592
9/9	L 0-20	at Green Bay (Milwaukee, WI) 47,281
Regular Season (8-6)		
9/17	L 10-20	MIAMI 79,829
9/25	W 20-17	at New Orleans (Mon) (N) 70,793
10/1	W 45-24	at Denver 51,656
10/8	W 31-7	at Cleveland 83,819
10/15	L 16-23	CINCINNATI 79,068
10/22	L 20-21	PHILADELPHIA 78,389
10/29	W 26-14	at San Diego 54,533
11/5	W 27-14	OAKLAND 82,094
11/12	L 7-16	at Pittsburgh 50,350
11/19	L 17-27	SAN DIEGO 79,011
11/26	L 3-26	at Oakland 54,801
12/3	W 24-21	DENVER 66,725
12/10	W 24-10	BALTIMORE 44,175
12/17	W 17-14	at Atlanta 58,850

INDIVIDUAL STATISTICS

	PASSING							
	Att.	Cmp.	Yds.	Pct.	TD	Int	LG	Rating
Dawson	305	175	1835	57.4	13	12	44	73.1
Livingston	78	41	480	52.6	7	8	36	62.0
Wilson	1	1	20	100.0	0	0	20	118.8
CHIEFS TOTALS . . .	384	217	2335	56.5	20	20	44	70.2
Opp. Total	368	186	2483	50.5	17	24	67t	60.5

	PASS RECEIVING				
	No.	Yds.	Avg.	LG	TD
Taylor	57	821	14.4	44	6
Podolak	46	345	7.5	27t	2
Hayes	31	295	9.5	29t	3
Adamle	15	76	5.1	11	0
Frazier	13	172	13.2	35	5
Homan	12	135	11.3	38	1
Otis	12	76	6.3	13	0
Wright	11	81	7.4	14	0
West	9	165	18.3	42t	2
Stroud	4	80	20.0	44	1
Kinney	4	45	11.2	19	0
Jankowski	2	24	12.0	18	0
Allen	1	20	20.0	20	0
CHIEFS TOTALS . . .	217	2335	10.8	44	20
Opp. Total	186	2483	13.3	67t	17

	RUSHING				
	No.	Yds.	Avg.	LG	TD
Podolak	171	615	3.6	30	4
Hayes	128	536	4.2	28	0
Adamle	73	536	4.2	19	1
Livingston	14	133	9.5	51	0
Kinney	38	122	3.2	16	1
Otis	29	92	3.2	12	0
Dawson	15	75	5.0	20	0
Wright	1	24	24.0	24	0
Taylor	5	13	2.6	11	0
West	2	2	1.0	10	0
CHIEFS TOTALS . . .	476	1915	4.0	51	6
Opp. Total	453	1805	4.0	45	12

TEAM LEADERS

Scoring: Jan Stenerud 95 pts: 32 PATs, 21 FGs
INTs: Mike Sensibaugh 8-65 yds., 0 TDs
Punting: Jerrel Wilson 66-2960 yds., 44.8 avg., 69 LG
Punt Returns: Larry Marshall 18-103 yds., 5.7 avg., 0 TDs
Kickoff Returns: Larry Marshall 23-651 yds., 28.3 avg., 0 TDs

LEAGUE STANDINGS



AMERICAN FOOTBALL CONFERENCE

Western Division				
	W	L	T	Pct.
Oakland	10	3	1	.750
Kansas City	8	6	0	.571
Denver	5	9	0	.357
San Diego	4	9	1	.321
Central Division				
	W	L	T	Pct.
Pittsburgh	11	3	0	.786
Cleveland †	10	4	0	.714
Cincinnati	8	6	0	.571
Houston	1	13	0	.071
Eastern Division				
	W	L	T	Pct.
Miami	14	0	0	1.000
N.Y. Jets	7	7	0	.500
Baltimore	5	9	0	.357
Buffalo	4	9	1	.321
New England	3	11	0	.214



NATIONAL FOOTBALL CONFERENCE

Western Division				
	W	L	T	Pct.
San Francisco	8	5	1	.607
Atlanta	7	7	0	.500
Los Angeles	6	7	1	.464
New Orleans	2	11	1	.179
Central Division				
	W	L	T	Pct.
Green Bay	10	4	0	.714
Detroit	8	5	1	.607
Minnesota	7	7	0	.500
Chicago	4	9	1	.321
Eastern Division				
	W	L	T	Pct.
Washington	11	3	0	.786
Dallas †	10	4	0	.714
N.Y. Giants	8	6	0	.571
St. Louis	4	9	1	.321
Philadelphia	2	11	1	.179

AFL Championship: Miami 21, Pittsburgh 17
NFL Championship: Washington 26, Dallas 3
Super Bowl VII: Miami 14, Washington 7

REGULAR STARTERS

OFFENSE		DEFENSE	
WR	Dennis Homan	LE	Marvin Upshaw
	Robert West	LT	Curley Culp
LT	Jim Tyrer	RT	Buck Buchanan
LG	Ed Budde	RE	Wilbur Young
C	Jack Rudnay	LLB	Bobby Bell
RG	Mo Moorman	MLB	Willie Lanier
RT	Dave Hill	RLB	Jim Lynch
TE	Morris Stroud	LCB	Jim Marsalis
	Willie Frazier	RCB	Emmitt Thomas
WR	Otis Taylor	LS	Jim Kearney
QB	Len Dawson	RS	Mike Sensibaugh
RB	Ed Podolak	P	Jerrel Wilson
RB	Wendell Hayes		
K	Jan Stenerud		

PRO BOWLERS IN BOLD

TEAM STATISTICS

	CHIEFS	OPP.
TOTAL FIRST DOWNS	245	227
Rushing/Passing/Penalty	121/116/11	90/116/18
TOTAL NET YARDS	3956	4027
Avg. Per Game	282.6	287.6
Total Plays	894	853
Avg. Per Play	4.4	4.7
NET YARDS RUSHING	1915	1805
Avg. Per Game	136.8	128.9
Total Rushes	476	453
Avg. Per Play	4.0	4.0
NET YARDS PASSING	2041	2222
Avg. Per Game	145.8	158.7
Sacked/Yards Lost	34/297	32/261
Gross Yards	2335	2483
Attempts/Completions	384/217	368/186
Pct. of Completions	56.5	50.5
Had Intercepted	20	24
PUNTS/AVERAGE	66/44.8	61/40.4
KICKOFF RETURNS/YARDS	46/1057	43/1083
PUNT RETURNS/YARDS	29/126	40/296
PENALTIES/YARDS	69/653	66/643
FUMBLES/LOST	23/12	35/19
TOUCHDOWNS	32	30
Rushing/Passing	6/20	12/17
Returns: Off./Def./Kicking Game*	1/5/0	0/1/0
SAFETIES	0	0

SCORE BY PERIODS	1	2	3	4	Total
CHIEFS TOTAL	20	90	85	92	287
Opp. Total	55	98	37	64	254

1971

KANSAS CITY CHIEFS



10-3-1 • 1st AFC West • Hank Stram

Preseason (4-1-1)

8/7	W	10-7	at Baltimore	16,771
8/14	W	12-10	ATLANTA	37,403
8/21	W	27-7	at New Orleans	70,459
8/30	W	21-16	N.Y. JETS	37,650
9/4	T	17-17	ST. LOUIS	36,743
9/11	L	17-24	at Dallas	74,035

Regular Season (10-3-1)

9/19	L	14-21	at San Diego	54,061
9/26	W	20-16	at Houston	46,498
10/3	W	16-3	at Denver	51,200
10/10	W	31-10	SAN DIEGO	50,514
10/18	W	38-16	PITTSBURGH (Mon) (N)	49,533
10/24	W	27-20	WASHINGTON	51,989
10/31	T	20-20	at Oakland	54,715
11/7	L	10-13	at N.Y. Jets	62,812
11/14	W	13-7	CLEVELAND	50,388
11/21	W	28-10	DENVER	49,945
11/25	L	21-32	at Detroit (Thur) (Thnks)	54,418
12/6	W	26-17	at San Francisco (Mon) (N)	45,306
12/12	W	16-14	OAKLAND	51,215
12/19	W	22-9	BUFFALO	48,121

AFC Divisional Playoff Game

12/25	L	24-27 2OT	MIAMI (Sat)	50,374
-------	---	-----------	-------------	--------

INDIVIDUAL STATISTICS

		PASSING							
	Att.	Cmp.	Yds.	Pct.	TD	Int	LG	Rating	
Dawson	301	167	2504	55.2	15	13	82	81.8	
Livingston	28	12	130	42.9	0	0	36	57.2	
Huarte	6	2	18	33.3	0	0	26	42.3	
Podolak	2	2	42	100.0	0	0	23	118.8	
CHIEFS TOTALS	337	183	2694	54.3	15	13	82	79.4	
Opp. Total	418	209	2703	50.0	11	27	53	52.6	

		PASS RECEIVING				
	No.	Yds.	Avg.	LG	TD	
Taylor	57	1110	19.5	82	7	
Podolak	36	306	8.5	23	0	
Wright	26	524	20.3	69t	3	
Stroud	22	454	20.6	54	1	
Hayes	16	163	10.2	26t	1	
Otis	12	74	6.2	26	2	
McVea	5	-3	-0.6	10	0	
Homan	3	47	9.0	9	0	
Frazier	2	41	20.5	23	0	
Holmes	2	16	8.0	12	0	
Smith	1	12	12.0	12	0	
Adamle	1	6	6.0	6t	1	
CHIEFS TOTALS	183	2694	14.7	82	15	
Opp. Total	209	2703	12.9	53	11	

		RUSHING				
	No.	Yds.	Avg.	LG	TD	
Podolak	184	708	3.8	25	9	
Hayes	132	541	4.1	27	1	
McVea	68	286	4.2	19	3	
Otis	49	184	3.8	11	0	
Adamle	13	43	3.3	3	0	
Taylor	1	25	25.0	25t	1	
Dawson	12	24	2.0	8	0	
Holmes	21	35	1.7	6	0	
Livingston	5	11	2.2	3	0	
Frazier	1	-2	-2.0	-2	0	
Wright	1	-10	-10.0	-10	0	
CHIEFS TOTALS	487	1843	3.8	27	14	
Opp. Total	367	1300	3.5	28	9	

TEAM LEADERS

Scoring: Jan Stenerud 110 pts: 32 PATs, 26 FGs
INTs: Emmitt Thomas 8-145 yds., 1 TD
Punting: Jerrel Wilson 64-2864 yds., 44.8 avg., 68 LG
Punt Returns: Ed Podolak 13-84 yds., 6.5 avg., 0 TDs
Kickoff Returns: Kerry Reardon 12-308 yds., 25.7 avg., 0 TDs

LEAGUE STANDINGS



AMERICAN FOOTBALL CONFERENCE

Western Division

	W	L	T	Pct.
Kansas City	10	3	1	.769
Oakland	8	4	2	.667
San Diego	6	8	0	.429
Denver	4	9	1	.308

Central Division

	W	L	T	Pct.
Cleveland	9	5	0	.643
Pittsburgh	6	8	0	.429
Houston	4	9	1	.308
Cincinnati	4	10	0	.286

Eastern Division

	W	L	T	Pct.
Miami	10	3	1	.769
Baltimore †	10	4	0	.714
New England	6	8	0	.429
N.Y. Jets	6	8	0	.429
Buffalo	1	13	0	.071



NATIONAL FOOTBALL CONFERENCE

Western Division

	W	L	T	Pct.
San Francisco	9	5	0	.643
Los Angeles	8	5	1	.615
Atlanta	7	6	1	.538
New Orleans	4	8	2	.333

Central Division

	W	L	T	Pct.
Minnesota	11	3	0	.786
Detroit	7	6	1	.538
Chicago	6	8	0	.429
Green Bay	4	8	2	.333

Eastern Division

	W	L	T	Pct.
Dallas	11	3	0	.786
Washington †	9	4	1	.692
Philadelphia	6	7	1	.462
St. Louis	4	9	1	.308
N.Y. Giants	4	10	0	.286

AFL Championship: Miami 21, Baltimore 0

NFL Championship: Dallas 14, San Francisco 3

Super Bowl VI: Dallas 24, Miami 3

REGULAR STARTERS

OFFENSE

WR	Elmo Wright
LT	Jim Tyrer
LG	Ed Budde
C	Jack Rudnay
RG	Mo Moorman
RT	Dave Hill
TE	Morris Stroud
WR	Otis Taylor
QB	Len Dawson
RB	Ed Podolak
RB	Wendell Hayes
K	Jan Stenerud

DEFENSE

LE	Marvin Upshaw
LT	Curley Culp
RT	Buck Buchanan
RE	Aaron Brown
LLB	Bobby Bell
MLB	Willie Lanier
LCB	Jim Lynch
RCB	Jim Marsalis
LS	Emmitt Thomas
LS	Jim Kearney
RS	Johnny Robinson
P	Jerrel Wilson

PRO BOWLERS IN BOLD

TEAM STATISTICS

	CHIEFS	OPP.
TOTAL FIRST DOWNS	240	223
Rushing/Passing/Penalty	108/119/13	73/125/25
TOTAL NET YARDS	4190	3770
Avg. Per Game	29.3	269.3
Total Plays	836	813
Avg. Per Play	5.0	4.6
NET YARDS RUSHING	1843	1337
Avg. Per Game	131.6	95.5
Total Rushes	462	367
Avg. Per Play	4.0	3.7
NET YARDS PASSING	2347	2506
Avg. Per Game	167.6	179.0
Sacked/Yards Lost	35/347	28/235
Gross Yards	2694	2741
Attempts/Completions	337/183	406/209
Pct. of Completions	54.3	51.5
Had Intercepted	13	27
PUNTS/AVERAGE	64/44.3	67/39.3
PUNT RETURNS/YARDS	32/150	38/286
KICKOFF RETURNS/YARDS	47/1031	47/1071
Penalties/Yards	72/734	72/752
Fumbles/Lost	23/13	16/7
TOUCHDOWNS	32	21
Rushing/Passing	14/15	9/11
Defensive/Kicking Game	3/0	1/0
SAFETIES	0	1

SCORE BY PERIODS

	1	2	3	4	Total
CHIEFS TOTAL	61	123	48	70	302
Opp. Total	41	71	22	74	208

1970

KANSAS CITY CHIEFS



7-5-2 • 2nd AFC West • Hank Stram

Preseason (4-3)

7/31 W 24-3	College All-Stars (Chicago, IL) . . .	69,940
8/8 W 30-17	at Detroit	55,032
8/14 L 3-17	BALTIMORE	38,341
8/22 W 16-13	Cleveland (Memphis, TN)	31,532
8/29 L 17-22	at Atlanta	56,990
9/5 W 13-0	at Dallas	69,055
9/12 L 24-34	at St. Louis	50,661

Regular Season (7-5-2)

9/20 L 10-27	at Minnesota	47,900
9/28 W 44-24	at Baltimore (Mon) (N)	53,911
10/4 L 13-26	at Denver	50,705
10/11 W 23-10	BOSTON	50,698
10/18 W 27-19	at Cincinnati	57,265
10/25 L 16-27	DALLAS	51,158
11/1 T 17-17	OAKLAND	51,334
11/8 W 24-9	HOUSTON	49,810
11/15 W 31-14	at Pittsburgh	50,081
11/22 T 6-6	ST. LOUIS	50,711
11/29 W 26-14	SAN DIEGO	50,315
12/6 W 16-0	DENVER	50,454
12/12 L 6-20	at Oakland (Sat)	54,596
12/20 L 13-31	at San Diego	41,379

INDIVIDUAL STATISTICS

PASSING								
	Att.	Cmp.	Yds.	Pct.	TD	Int	LG	Rating
Dawson	262	141	1876	53.8	13	14	61t	71.3
Livingston	22	11	122	50.0	0	1	31	48.1
Podolak	2	2	40	100.0	0	0	24	118.8
Huarte	2	0	0	0.0	0	1	0	0.0
McVea	1	0	0	0.0	0	0	0	39.6
CHIEFS TOTALS . . .	289	154	2038	53.3	13	16	61t	67.8
Opp. Total	408	195	2280	47.8	15	31	89t	45.8

PASS RECEIVING					
	No.	Yds.	Avg.	LG	TD
Taylor	34	618	18.2	59t	3
Podolak	26	307	11.8	59t	1
Hayes	26	219	8.3	28	0
Holmes	23	173	7.5	31	1
Pitts	11	172	15.6	54	2
Arbanas	8	108	14.5	26	1
Cannon	7	125	17.8	45	2
Richardson	5	171	34.2	61t	2
McVea	5	26	5.2	15	0
Garrett	4	4	1.0	5	0
Stroud	4	86	24.5	50	1
Porter	1	29	29.0	29	0
CHIEFS TOTALS . . .	154	2038	13.2	61t	13
Opp. Total	195	2280	11.7	89t	15

RUSHING					
	No.	Yds.	Avg.	LG	TD
Podolak	168	749	4.5	65t	3
Hayes	109	381	3.5	22	5
McVea	61	260	4.3	34	0
Holmes	63	206	3.3	22	3
Pitts	5	84	16.8	42	0
Garrett	21	62	3.2	18	0
Dawson	11	46	4.2	21	0
Livingston	3	26	8.7	16	0
Porter	2	21	10.5	21	0
Taylor	3	13	4.3	7	0
Cannon	1	10	10.0	10	0
Richardson	1	4	4.0	4	0
CHIEFS TOTALS . . .	448	1858	4.2	65t	11
Opp. Total	418	1657	4.0	47t	10

TEAM LEADERS

Scoring: Jan Stenerud 116 pts: 26 PATs, 30 FGs
INTs: Johnny Robinson 10-155 yds., 1 TD
Punting: Jerrel Wilson 76-3415 yds., 44.9 avg., 68 LG
Punt Returns: Ed Podolak 23-311 yds., 13.5 avg., 0 TDs
Kickoff Returns: Robert Holmes 19-535 yds., 28.2 avg., 0 TDs

LEAGUE STANDINGS



AMERICAN FOOTBALL CONFERENCE

Western Division				
	W	L	T	Pct.
Oakland	8	4	2	.667
Kansas City	7	5	2	.583
San Diego	5	6	3	.455
Denver	5	8	1	.385
Central Division				
	W	L	T	Pct.
Cincinnati	8	6	0	.571
Cleveland	7	7	0	.500
Pittsburgh	5	9	0	.357
Houston	3	10	1	.231
Eastern Division				
	W	L	T	Pct.
Baltimore	11	2	1	.846
Miami †	10	4	0	.714
N.Y. Jets	4	10	0	.286
Buffalo	3	10	1	.231
Boston	2	12	0	.143



NATIONAL FOOTBALL CONFERENCE

Western Division				
	W	L	T	Pct.
San Francisco	10	3	1	.769
Los Angeles	9	4	1	.692
Atlanta	4	8	2	.333
New Orleans	2	11	1	.154
Central Division				
	W	L	T	Pct.
Minnesota	12	2	0	.857
Detroit †	10	4	0	.714
Chicago	6	8	0	.429
Green Bay	6	8	0	.429
Eastern Division				
	W	L	T	Pct.
Dallas	10	4	0	.714
N.Y. Giants	9	5	0	.643
St. Louis	8	5	1	.615
Washington	6	8	0	.429
Philadelphia	3	10	1	.231

AFL Championship: Baltimore 27, Oakland 17
NFL Championship: Dallas 17, San Francisco 10
Super Bowl V: Baltimore 16, Dallas 13

REGULAR STARTERS

OFFENSE		DEFENSE	
WR	Frank Pitts	LE	Jerry Mays
LT	Jim Tyrer	LT	Curley Culp
LG	Ed Budde	RT	Buck Buchanan
C	Jack Rudnay	RE	Aaron Brown
	E.J. Holub	LLB	Bobby Bell
RG	Mo Moorman	MLB	Willie Lanier
RT	Dave Hill	RLB	Jim Lynch
TE	Fred Arbanas	LCB	Jim Marsalis
	Morris Stroud	RCB	Emmitt Thomas
WR	Otis Taylor	LS	Jim Kearney
QB	Len Dawson	RS	Johnny Robinson
RB	Mike Garrett	P	Jerrel Wilson
	Ed Podolak		
RB	Wendell Hayes		
K	Jan Stenerud		

PRO BOWLERS IN BOLD

TEAM STATISTICS

	CHIEFS	OPP.
TOTAL FIRST DOWNS	183	226
Rushing/Passing/Penalty	83/86/14	83/111/32
TOTAL NET YARDS	3577	3667
Avg. Per Game	255.5	261.9
Total Plays	775	861
Avg. Per Play	4.6	4.3
NET YARDS RUSHING	1858	1657
Avg. Per Game	132.7	118.4
Total Rushes	448	418
Avg. Per Play	4.1	4.0
NET YARDS PASSING	1719	2010
Avg. Per Game	122.8	143.6
Sacked/Yards Lost	38/319	35/270
Gross Yards	2038	2280
Attempts/Completions	289/154	408/195
Pct. of Completions	53.3	47.8
Had Intercepted	16	31
PUNTS/AVERAGE	76/44.9	77/41.5
PUNT RETURNS/YARDS	31/371	51/414
KICKOFF RETURNS/YARDS	44/997	
PENALTIES/YARDS	83/888	71/817
FUMBLES/LOST	26/15	22/12
TOUCHDOWNS	26	26
Rushing/Passing	11/13	10/15
Defensive/Kicking Game	2/0	1/0
SAFETIES	0	0

SCORE BY PERIODS

	1	2	3	4	Total
CHIEFS TOTAL	53	98	46	75	272
Opp. Total	32	77	51	84	244



11-3 • 2nd AFL West • Hank Stram

Preseason (6-0)

8/2	W	23-17	Oakland (Birmingham, AL).....	21,000
8/9	W	38-13	DETROIT.....	38,027
8/16	W	23-7	Cincinnati (Jackson, MS).....	24,513
8/23	W	42-14	at L.A. Rams.....	58,306
8/28	W	31-21	at St. Louis.....	48,006
9/6	W	14-10	ATLANTA.....	37,273

Regular Season (11-3)

9/14	W	27-9	at San Diego.....	47,988
9/21	W	31-0	at Boston.....	22,002
9/28	L	19-24	at Cincinnati.....	27,812
10/5	W	26-13	at Denver.....	50,564
10/12	W	24-0	HOUSTON.....	45,805
10/19	W	17-10	MIAMI.....	49,809
10/26	W	42-22	CINCINNATI.....	50,934
11/2	W	29-7	at Buffalo.....	45,844
11/9	W	27-3	SAN DIEGO.....	51,104
11/16	W	34-16	at N.Y. Jets.....	63,849
11/23	L	24-27	OAKLAND.....	51,982
11/27	W	31-17	DENVER (Thur) (Thanks).....	48,773
12/7	W	22-19	BUFFALO.....	47,712
12/13	L	6-10	at Oakland (Sat).....	54,443
AFL Divisional Playoff Game				
12/20	W	13-6	at N.Y. Jets (Sat).....	62,977
AFL Championship Game				
1/4	W	17-7	at Oakland.....	54,443
Super Bowl IV				
1/11	W	23-7	Minnesota (New Orleans, LA)....	80,562

INDIVIDUAL STATISTICS

PASSING								
	Att.	Cmp.	Yds.	Pct.	TD	Int	LG	Rating
Dawson.....	166	98	1323	59.0	9	13	55t	70.0
Livingston.....	161	84	1123	52.2	4	6	93t*	67.6
Lee.....	20	12	109	60.0	1	1	31	70.6
McVea.....	3	1	50	33.0	1	0	50t	121.5
Flores.....	1	1	33	100.0	1	0	33t	158.3
CHIEFS TOTALS.....	351	196	2638	55.8	16	20	93t*	71.4
Opp. Total.....	426	200	2491	46.9	10	32	80	42.1

PASS RECEIVING					
	No.	Yds.	Avg.	LG	TD
Garrett.....	43	432	10.0	41	2
Taylor.....	41	696	17.0	79	7
Pitts.....	31	470	15.8	50	2
Holmes.....	26	266	10.2	33t	3
Richardson.....	23	381	16.6	39	2
Arbanas.....	16	258	16.1	44	0
Hayes.....	9	64	7.1	17	0
McVea.....	7	71	10.1	22	0
CHIEFS TOTALS.....	196	2638	13.5	79	16
Opp. Total.....	200	2491	12.5	80	10

RUSHING					
	No.	Yds.	Avg.	LG	TD
Garrett.....	168	732	4.4	34	6
Holmes.....	150	612	4.1	25	2
McVea.....	106	500	4.7	80	7
Hayes.....	62	208	3.4	11	4
Livingston.....	15	102	6.8	39	0
Lowe.....	10	33	3.3	18	0
Pitts.....	5	28	5.6	11	0
Dawson.....	1	3	3.0	3	0
Lee.....	1	3	3.0	3	0
Arbanas.....	1	1	1.0	1	0
Flores.....	1	0	0.0	0	0
Taylor.....	2	-2	-1.0	10	0
CHIEFS TOTALS.....	522	2220	4.3	80	19
Opp. Total.....	314	1091	3.5	50	8

TEAM LEADERS

Scoring: Jan Stenerud 119 pts: 38 PATs, 27 FGs
INTs: Johnny Robinson 8-158 yds., 0 TDs
Punting: Jerrel Wilson 68-3022 yds., 44.4 avg., 62 LG
Punt Returns: Noland Smith 9-107 yds., 11.9 avg., 0 TDs
Kickoff Returns: Warren McVea 13-318 yds., 24.5 avg., 0 TDs
 *93-yard touchdown pass was a 79-yard completion to Otis Taylor, with a lateral to Robert Holmes for 14 yards to finish the scoring play.

LEAGUE STANDINGS



AMERICAN FOOTBALL LEAGUE

Western Division

	W	L	T	Pct.
Oakland	12	1	1	.923
Kansas City †	11	3	0	.786
San Diego	8	6	0	.571
Denver	5	8	1	.385
Cincinnati	4	9	1	.308

Eastern Division

	W	L	T	Pct.
N.Y. Jets	10	4	0	.714
Houston †	6	6	2	.500
Boston	4	10	0	.286
Buffalo	4	10	0	.286
Miami	3	10	1	.231

AFL Divisional Playoffs

Kansas City 13, N.Y. Jets 6

Oakland 56, Houston 7

AFL Championship

Kansas City 17, Oakland 7

NFL Championship

Minnesota 27, Cleveland 7

Super Bowl IV

Kansas City 23, Minnesota 7



NATIONAL FOOTBALL LEAGUE

Western Conference

Coastal Division				W	L	T	Pct.
Los Angeles	11	3	0	.786			
Baltimore	8	5	1	.615			
Atlanta	8	8	0	.500			
San Francisco	4	8	2	.333			
Central Division				W	L	T	Pct.
Minnesota	12	2	0	.857			
Detroit	9	4	1	.692			
Green Bay	8	6	0	.571			
Chicago	1	13	0	.071			

Eastern Conference

Capitol Division				W	L	T	Pct.
Dallas	11	2	1	.846			
Washington	7	5	2	.583			
New Orleans	5	9	0	.357			
Philadelphia	4	9	1	.308			
Century Division				W	L	T	Pct.
Cleveland	10	3	1	.769			
N.Y. Giants	6	8	0	.429			
St. Louis	4	9	1	.308			
Pittsburgh	1	13	0	.071			

REGULAR STARTERS

OFFENSE		DEFENSE	
WR	Frank Pitts	LE	Jerry Mays
LT	Jim Tyrer	LT	Curley Culp
LG	Ed Budde	RT	Buck Buchanan
C	E.J. Holub	RE	Aaron Brown
RG	Mo Moorman	LLB	Bobby Bell
RT	Dave Hill	MLB	Willie Lanier
TE	Fred Arbanas	RLB	Jim Lynch
WR	Gloster Richardson	LCB	Jim Marsalis
	Otis Taylor	RCB	Emmitt Thomas
QB	Len Dawson	LS	Jim Kearney
	Mike Livingston	RS	Johnny Robinson
RB	Mike Garrett	P	Jerrel Wilson
RB	Robert Holmes		
K	Jan Stenerud		

ALL-STARS IN BOLD

TEAM STATISTICS

	CHIEFS	OPP.
TOTAL FIRST DOWNS.....	258	181
Rushing/Passing/Penalty.....	129/125/4	53/111/17
TOTAL NET YARDS.....	4607	3163
Avg. Per Game.....	329.1	225.9
Total Plays.....	899	808
Avg. Per Play.....	5.1	3.9
NET YARDS RUSHING.....	2220	1091
Avg. Per Game.....	158.6	77.9
Total Rushes.....	522	316
Avg. Per Play.....	4.3	3.5
NET YARDS PASSING.....	2387	2072
Avg. Per Game.....	170.5	148.0
Sacked/Yards Lost.....	26/251	48/419
Gross Yards.....	2638	2491
Attempts/Completions.....	351/196	426/200
Pct. of Completions.....	55.8	46.9
Had Intercepted.....	20	32
PUNTS/AVERAGE.....	68/44.4	94/42.6
PUNT RETURNS/YARDS.....	33/242	43/509
KICKOFF RETURNS/YARDS.....	41/1090	59/1431
PENALTIES/YARDS.....	62/757	39/434
FUMBLES/LOST.....	34/19	25/15
TOUCHDOWNS.....	40	19
Rushing/Passing.....	19/16	6/10
Defensive/Kicking Game.....	2/3	3/0
SAFETIES.....	0	1

SCORE BY PERIODS	1	2	3	4	Total
CHIEFS TOTAL	81	117	50	111	359
Opp. Total	29	45	36	67	177

1968

KANSAS CITY CHIEFS



12-2 • (Tie) 1st AFL West • Hank Stram

Preseason (4-1)

8/3	W	38-14	at Cincinnati	21,682
8/10	W	13-10	at Minnesota	46,228
8/17	W	13-10	ST. LOUIS	47,462
8/24	W	31-21	OAKLAND	43,769
8/31	L	16-36	at L.A. Rams	54,323

Regular Season (12-2)

9/10	W	26-21	at Houston (Mon) (N)	45,083
9/15	L	19-20	N.Y. JETS	48,871
9/22	W	34-2	DENVER	45,821
9/28	W	48-3	at Miami (Sat) (N)	28,501
10/5	W	18-7	at Buffalo (Sat) (N)	40,748
10/13	W	13-3	CINCINNATI	47,096
10/20	W	24-10	OAKLAND	50,015
10/27	W	27-20	SAN DIEGO	50,344
11/3	L	21-38	at Oakland	53,357
11/10	W	16-9	at Cincinnati	25,537
11/17	W	31-17	BOSTON	48,271
11/28	W	24-10	HOUSTON (Thur) (Thnks)	48,493
12/8	W	40-3	at San Diego	51,174
12/14	W	30-7	at Denver (Sat)	38,463

AFL Divisional Playoff Game

12/22	L	6-41	at Oakland	54,444
-------	---	------	------------	--------

INDIVIDUAL STATISTICS

	Att.	Cmp.	Yds.	Pct.	TD	Int	LG	Rating
Dawson	224	131	2109	58.5	17	9	92	98.8
Lee	45	25	383	55.6	3	1	61	97.1
Garrett	1	0	0	0.0	0	1	0	0.0
CHIEFS TOTALS	270	156	2492	57.8	20	11	92	96.4
Opp. Total	461	214	3262	46.4	14	37	82	46.9

PASS RECEIVING

	No.	Yds.	Avg.	LG	TD
Garrett	33	359	10.9	43	3
Pitts	30	655	21.8	90	6
Richardson	22	494	22.5	92	6
Taylor	20	420	21.0	67	4
Holmes	19	201	10.6	43	0
Hayes	12	108	9.0	22	1
Arbanas	11	189	17.2	48	0
McClinton	3	-4	-1.3	5	0
Carolan	2	26	13.0	19	0
Coan	2	15	7.5	12	0
Wilson	1	14	14.0	14	0
Smith	1	15	15.0	15	0
CHIEFS TOTALS	156	2492	16.0	92	20
Opp. Total	214	3262	15.2	82	14

RUSHING

	No.	Yds.	Avg.	LG	TD
Holmes	174	866	5.0	76	7
Garrett	164	564	3.4	37	3
Hayes	85	340	4.0	25	4
Coan	40	160	4.0	24	1
Pitts	11	107	9.7	28	0
McClinton	24	107	4.5	19	0
Taylor	5	41	8.2	30	1
Dawson	28	40	2.0	22	0
Arbanas	3	14	4.7	8	0
Livingston	2	2	1.0	3	0
Wilson	5	1	0.2	1	0
Smith	2	-2	-1.0	1	0
Richardson	1	-3	-3.0	-3	0
Lowe	1	-10	-10.0	-10	0
CHIEFS TOTALS	537	2227	4.2	76	16
Opp. Total	365	1266	3.5	36	4

TEAM LEADERS

Scoring: Jan Stenerud 129 pts: 39 PATs, 30 FGs
INTs: Johnny Robinson 6-40 yds., 0 TDs
Punting: Jerrel Wilson 63-2841 yds., 45.1 avg., 70 LG
Punt Returns: Noland Smith 18-270 yds., 15.0 avg., 1 TD
Kickoff Returns: Noland Smith 23-549 yds., 23.9 avg., 0 TDs

LEAGUE STANDINGS



AMERICAN FOOTBALL LEAGUE

Western Division

	W	L	T	Pct.
Oakland	12	2	0	.857
Kansas City	12	2	0	.857
San Diego	9	5	0	.643
Denver	5	9	0	.357
Cincinnati	3	11	0	.214

Eastern Division

	W	L	T	Pct.
N.Y. Jets	11	3	0	.786
Houston	7	7	0	.500
Miami	5	8	1	.385
Boston	4	10	0	.286
Buffalo	1	12	1	.077

AFL Western Division Playoff

Oakland 41, Kansas City 6

AFL Championship

N.Y. Jets 27, Oakland 23

NFL Championship

Baltimore 34, Cleveland 0

Super Bowl III

N.Y. Jets 16, Baltimore 7



NATIONAL FOOTBALL LEAGUE

Western Conference

	W	L	T	Pct.
Coastal Division	13	1	0	.929
Baltimore	10	3	1	.769
Los Angeles	7	6	1	.538
San Francisco	2	12	0	.143
Atlanta	2	12	0	.143

	W	L	T	Pct.
Central Division	8	6	0	.571
Minnesota	7	7	0	.500
Chicago	6	7	1	.462
Green Bay	4	8	2	.333

Eastern Conference

	W	L	T	Pct.
Capitol Division	12	2	0	.857
Dallas	7	7	0	.500
N.Y. Giants	5	9	0	.357
Washington	2	12	0	.143

	W	L	T	Pct.
Century Division	10	4	0	.714
Cleveland	9	4	1	.692
St. Louis	4	9	1	.308
New Orleans	2	11	1	.154
Pittsburgh				

REGULAR STARTERS

OFFENSE

WR	Frank Pitts
LT	Jim Tyrer
LG	Ed Budde
C	E.J. Holub
RG	Mo Moorman
RT	Dave Hill
TE	Fred Arbanas
WR	Gloster Richardson
	Otis Taylor
QB	Len Dawson
RB	Mike Garrett
RB	Robert Holmes
K	Jan Stenerud

DEFENSE

LE	Jerry Mays
LT	Ed Lothamer
RT	Buck Buchanan
RE	Aaron Brown
LLB	Bobby Bell
MLB	Willie Lanier
RLB	Jim Lynch
LCB	Emmitt Thomas
RCB	Willie Mitchell
LS	Jim Kearney
RS	Johnny Robinson
P	Jerrel Wilson

ALL-STARS IN BOLD

TEAM STATISTICS

	CHIEFS	OPP.
FIRST DOWNS	223	215
Rushing/Passing/Penalty	123/89/11	52/140/23
TOTAL NET YARDS	4503	4089
Avg. Per Game	321.6	292.1
Total Plays	831	900
Avg. Per Play	5.4	4.5
NET YARDS RUSHING	2227	1266
Avg. Per Game	159.1	90.4
Total Rushes	537	365
Avg. Per Play	4.1	3.5
NET YARDS PASSING	2276	2823
Avg. Per Game	162.6	201.6
Sacked/Yards Lost	24/216	45/439
Gross Yards	2492	3562
Attempts/Completions	270/156	461/214
Pct. of Completions	57.8	46.4
Had Intercepted	11	37
PUNTS/AVERAGE	65/45.3	63/41.8
PUNT RETURNS/YARDS	31/450	31/220
KICKOFF RETURNS/YARDS	38/736	54/1044
PENALTIES/YARDS	66/650	62/555
FUMBLES/LOST	26/16	22/12
TOUCHDOWNS	40	18
Rushing/Passing	16/20	4/14
Defensive/Kicking Game	2/2	0/0
SAFETIES	1	1

SCORE BY PERIODS

	1	2	3	4	Total
CHIEFS TOTAL	90	111	74	96	371
Opp. Total	46	57	40	27	170

1967

KANSAS CITY CHIEFS



9-5 • 2nd AFL West • Hank Stram

Preseason (4-1)

8/5	W	24-9	at Houston	36,362
8/12	W	30-17	N.Y. Jets (Birmingham, AL)	53,109
8/19	W	48-0	Oakland (Portland, OR)	13,352
8/23	W	66-24	CHICAGO	33,041
9/1	L	24-44	at L.A. Rams	73,990

Regular Season (9-5)

9/9	W	25-20	at Houston (Sat) (N)	28,003
9/24	W	24-0	at Miami	36,272
10/1	L	21-23	at Oakland	50,268
10/8	W	41-0	MIAMI	45,291
10/15	L	31-45	at San Diego	43,355
10/22	L	19-24	HOUSTON	46,365
10/29	W	52-9	DENVER	44,002
11/5	W	42-18	N.Y. JETS	46,642
11/12	W	33-10	at Boston	23,010
11/19	L	16-17	SAN DIEGO	46,738
11/23	L	22-44	OAKLAND (Thur) (Thnks)	44,020
12/3	W	23-13	BUFFALO	41,948
12/10	W	21-7	at N.Y. Jets	62,891
12/17	W	38-24	at Denver	31,660

INDIVIDUAL STATISTICS

		PASSING						
	Att.	Cmp.	Yds.	Pct.	TD	Int	LG	Rating
Dawson	357	206	2651	57.7	24	17	71t	83.7
Lee	19	6	105	31.6	1	2	29	29.4
Garrett	4	1	17	25.0	1	0	17t	84.4
Beathard	2	0	0	0.0	0	0	0	39.6
CHIEFS TOTALS	382	213	2773	55.8	26	19	71t	80.8
Opp. Total	462	229	2890	49.6	13	31	76	50.9

		PASS RECEIVING					
	No.	Yds.	Avg.	LG	TD		
Taylor	59	958	16.2	71t	11		
Garrett	46	261	5.7	34	1		
McClinton	26	219	8.4	25	1		
Burford	25	389	15.6	55	3		
Arbanas	20	295	14.8	43	5		
G. Thomas	13	99	7.6	27	2		
Richardson	12	312	26.0	56	2		
Coan	5	41	8.2	24	0		
Pitts	4	131	32.8	59	1		
Carolan	2	26	13.0	23	0		
N. Smith	1	42	42.0	42	0		
CHIEFS TOTALS	213	2773	13.0	71t	26		
Opp. Total	229	2890	12.6	76	13		

		RUSHING					
	No.	Yds.	Avg.	LG	TD		
Garrett	236	1087	4.6	58	9		
McClinton	97	392	4.0	34	2		
Coan	63	275	4.4	38	4		
G. Thomas	35	133	3.8	19	1		
Dawson	20	68	3.4	24	0		
Taylor	5	29	5.8	24	1		
Pitts	3	19	6.3	15	1		
Wilson	1	10	10.0	10	0		
N. Smith	1	8	8.0	8	0		
Lee	1	-3	-3.0	-3	0		
CHIEFS TOTALS	462	2018	4.4	58	18		
Opp. Total	343	1408	4.1	67t	10		

TEAM LEADERS

Scoring: Jan Stenerud 108 pts: 45 PATs, 21 FGs
INTs: Fletcher Smith 6-150 yds., 0 TDs
Punting: Jerrel Wilson 41-1739 yds., 42.4 avg., 59 LG
Punt Returns: Noland Smith 26-212 yds., 8.2 avg., 0 TDs
Kickoff Returns: Noland Smith 41-1148 yds., 28.0 avg., 1 TD

LEAGUE STANDINGS



AMERICAN FOOTBALL LEAGUE

Western Division				
	W	L	T	Pct.
Oakland	13	1	0	.929
Kansas City	9	5	0	.643
San Diego	8	5	1	.615
Denver	3	11	0	.214
Eastern Division				
	W	L	T	Pct.
Houston	9	4	1	.692
N.Y. Jets	8	5	1	.615
Buffalo	4	10	0	.286
Miami	5	8	1	.385
Boston	3	10	1	.231

AFL Championship
Oakland 40, Houston 7

NFL Championship
Green Bay 21, Dallas 17

Super Bowl II
Green Bay 33, Oakland 14



NATIONAL FOOTBALL LEAGUE

Western Conference					
Coastal Division		W	L	T	Pct.
Los Angeles	11	1	2	.917	
Baltimore	11	1	2	.917	
San Francisco	7	7	0	.500	
Atlanta	1	12	1	.077	
Central Division		W	L	T	Pct.
Green Bay	9	4	1	.692	
Chicago	7	6	1	.538	
Detroit	5	7	2	.417	
Minnesota	3	8	3	.273	
Eastern Conference					
Capitol Division		W	L	T	Pct.
Dallas	9	5	0	.643	
Philadelphia	6	7	1	.462	
Washington	5	6	3	.455	
New Orleans	3	11	0	.214	
Century Division		W	L	T	Pct.
Cleveland	9	5	0	.643	
N.Y. Giants	7	7	0	.500	
St. Louis	6	7	1	.462	
Pittsburgh	4	9	1	.308	

REGULAR STARTERS

OFFENSE		DEFENSE	
WR	Chris Burford	LE	Jerry Mays
LT	Jim Tyrer	LT	Andy Rice
LG	Ed Budde		Ed Lothamer
C	Jon Gilliam	RT	Buck Buchanan
RG	Curt Merz	RE	Chuck Hurston
RT	Dave Hill	LLB	Bobby Bell
TE	Fred Arbanas	MLB	Sherrill Headrick
WR	Gloster Richardson	RLB	E.J. Holub
	Otis Taylor	LCB	Emmitt Thomas
QB	Len Dawson	RCB	Willie Mitchell
RB	Mike Garrett	LS	Bobby Hunt
RB	Curtis McClinton	RS	Johnny Robinson
K	Jan Stenerud	P	Jerrel Wilson
			Wayne Walker

ALL-STARS IN BOLD

TEAM STATISTICS

	CHIEFS	OPP.
TOTAL FIRST DOWNS	251	221
Rushing/Passing/Penalty	116/117/18	73/132/16
TOTAL NET YARDS	4490	3944
Avg. Per Game	320.7	281.7
Total Plays	872	843
Avg. Per Play	5.1	4.7
NET YARDS RUSHING	2018	1408
Avg. Per Game	144.1	100.6
Total Rushes	462	343
Avg. Per Play	4.4	4.1
NET YARDS PASSING	2472	2536
Avg. Per Game	176.6	181.1
Sacked/Yards Lost	32/301	38/354
Gross Yards	2773	2536
Attempts/Completions	382/213	462/229
Pct. of Completions	55.8	49.6
Had Intercepted	19	31
PUNTS/AVERAGE	61/41.3	60/42.3
PUNT RETURNS/YARDS	33/245	31/331
KICKOFF RETURNS/YARDS	53/1245	55/1207
PENALTIES/YARDS	68/680	76/747
FUMBLES/LOST	28/8	27/11
TOUCHDOWNS	49	30
Rushing/Passing	18/26	10/13
Defensive/Kicking Game	4/1	6/1
SAFETIES	1	0

SCORE BY PERIODS	1	2	3	4	Total
CHIEFS TOTAL	87	143	83	95	408
Opp. Total	61	91	36	66	254

1966

KANSAS CITY CHIEFS



11-2-1 • 1st AFL West • Hank Stram

Preseason (4-0)		
8/6	W 32-30	at Denver 17,771
8/12	W 33-0	at Miami 34,277
8/20	W 31-21	San Diego (Anaheim, CA) 36,038
8/27	W 31-20	HOUSTON 25,270
Regular Season (11-2-1)		
9/11	W 42-20	at Buffalo 42,023
9/18	W 32-10	at Oakland 50,746
9/25	W 43-24	at Boston 22,641
10/2	L 14-29	BUFFALO 43,885
10/8	W 37-10	DENVER (Sat) (N) 33,929
10/16	L 13-34	OAKLAND 33,057
10/23	W 56-10	at Denver 26,196
10/30	W 48-23	HOUSTON 31,676
11/6	W 24-14	SAN DIEGO 40,986
11/13	W 34-16	MIAMI 34,063
11/20	T 27-27	BOSTON 41,475
12/11	W 19-18	at Miami 17,881
12/18	W 27-17	at San Diego 28,348
AFL Championship Game		
1/1	W 31-7	at Buffalo 42,080
Super Bowl I		
1/15	L 10-35	Green Bay (Los Angeles, CA) 61,946

INDIVIDUAL STATISTICS

PASSING								
	Att.	Cmp.	Yds.	Pct.	TD	Int	LG	Rating
Dawson	284	159	2527	56.0	26	10	89	101.9
Beathard	394	90	578	43.3	4	4	77	61.3
Coan	1	1	18	100.0	1	0	18	158.3
Garrett	1	0	0	0.0	0	0	0	39.6
Taylor	1	0	0	0.0	0	1	0	0.0
CHIEFS TOTALS . . .	377	199	3123	52.8	31	15	89	91.4
Opp. Total	494	226	2876	45.7	18	33	76	48.8

PASS RECEIVING					
	No.	Yds.	Avg.	LG	TD
Taylor	58	1297	22.4	89	8
Burford	58	758	13.1	38	8
Arbanas	22	305	13.9	36	4
McClinton	19	285	15.0	68	5
Coan	18	131	7.3	20	2
Garrett	15	175	11.7	36	1
Carolan	7	154	22.0	45	3
Pitts	1	11	11.0	11	0
Wilson	1	7	7.0	7	0
CHIEFS TOTALS . . .	199	3123	15.7	89	31
Opp. Total	226	2876	12.7	76	18

RUSHING					
	No.	Yds.	Avg.	LG	TD
Garrett	147	801	5.5	77	6
McClinton	140	540	3.9	49	4
Coan	96	521	5.4	57	7
Dawson	24	167	7.0	18	0
Beathard	20	152	7.6	52	1
G. Thomas	7	53	7.6	28	1
Taylor	2	33	16.5	19	0
Wilson	3	7	2.3	5	0
CHIEFS TOTALS . . .	439	2274	5.2	77	19
Opp. Total	353	1356	3.8	41	10

TEAM LEADERS

Scoring: Mike Mercer 93 pts: 33 PATs, 20 FGs
INTs: Johnny Robinson 10-136 yds., 1 TD
 Bobby Hunt 10-113 yds., 0 TDs
Punting: Jerrel Wilson 62-2715 yds., 43.8 avg., 69 LG
Punt Returns: Mike Garrett 17-139 yds., 8.2 avg., 1 TD
Kickoff Returns: Emmitt Thomas 29-673 yds., 23.2 avg., 0 TDs

LEAGUE STANDINGS



AMERICAN FOOTBALL LEAGUE

Western Division				
	W	L	T	Pct.
Kansas City	11	2	1	.846
Oakland	8	5	1	.615
San Diego	7	6	1	.538
Denver	4	10	0	.286
Eastern Division				
	W	L	T	Pct.
Buffalo	9	4	1	.692
Boston	8	4	2	.667
N.Y. Jets	6	6	2	.500
Houston	3	11	0	.214
Miami	3	11	0	.214

AFL Championship
 Kansas City 31, Buffalo 7

NFL Championship
 Green Bay 34, Dallas 27

Super Bowl I
 Green Bay 35, Kansas City 10



NATIONAL FOOTBALL LEAGUE

Western Conference				
	W	L	T	Pct.
Green Bay	12	2	0	.857
Baltimore	9	5	0	.643
Los Angeles	8	6	0	.571
San Francisco	6	6	2	.500
Chicago	5	7	2	.417
Detroit	4	9	1	.308
Minnesota	4	9	1	.308
Eastern Conference				
	W	L	T	Pct.
Dallas	10	3	1	.769
Cleveland	9	5	0	.643
Philadelphia	9	5	0	.643
St. Louis	8	5	1	.615
Washington	7	7	0	.500
Pittsburgh	5	8	1	.385
Atlanta	3	11	0	.214
N.Y. Giants	1	12	1	.077

REGULAR STARTERS

OFFENSE		DEFENSE	
WR	Chris Burford	LE	Jerry Mays
LT	Jim Tyrer	LT	Andy Rice
LG	Ed Budde		Ed Lothamer
C	Jon Gilliam	RT	Buck Buchanan
	Wayne Frazier	RE	Chuck Hurston
RG	Curt Merz	LLB	Bobby Bell
RT	Dave Hill	MLB	Sherrill Headrick
TE	Fred Arbanas	RLB	E.J. Holub
WR	Otis Taylor	LCB	Fred Williamson
QB	Len Dawson	RCB	Willie Mitchell
RB	Mike Garrett	SS	Bobby Hunt
RB	Curtis McClinton	FS	Johnny Robinson
K	Mike Mercer	P	Jerrel Wilson
	Tommy Brooker		

ALL-STARs IN BOLD

TEAM STATISTICS

	CHIEFS	OPP.
TOTAL FIRST DOWNS	266	222
Rushing/Passing/Penalty	106/140/20	75/125/22
TOTAL NET YARDS	5114	3970
Avg. Per Game	365.3	283.6
Total No. Plays	846	873
Avg. Per Play	6.0	4.6
NET YARDS RUSHING	2274	1356
Avg. Per Game	162.4	96.9
Total Rushes	439	353
Avg. Per Play	5.2	3.8
NET YARDS PASSING	2840	2614
Avg. Per Game	202.9	186.7
Sacked/Yards Lost	30/283	26/262
Gross Yards	3123	2616
Attempts/Completions	377/199	494/226
Pct. of Completions	52.8	45.8
Had Intercepted	15	33
PUNTS/AVERAGE	62/43.8	69/41.3
PUNT RETURNS/YARDS	31/276	36/359
KICKOFF RETURNS/YARDS	54/114	84/2045
PENALTIES/YARDS	61/680	56/592
FUMBLES/LOST	21/16	21/8
TOUCHDOWNS	55	32
Rushing/Passing	19/31	10/18
Defensive/Kicking Game	3/2	2/2
SAFETIES	0	0

SCORE BY PERIODS	1	2	3	4	Total
CHIEFS TOTAL	158	80	94	116	448
Opp. Total	33	115	50	78	276



7-5-2 • 3rd AFL West • Hank Stram

Preseason (3-2)

8/7	W	30-24	at Denver	17,077
8/15	L	10-31	SAN DIEGO	13,132
8/22	L	6-23	at Oakland	13,592
8/28	W	18-16	Buffalo (Wichita, KS)	8,630
9/4	W	34-7	BOSTON	15,157

Regular Season (7-5-2)

9/12	L	10-37	at Oakland	18,659
9/18	W	14-10	at N.Y. Jets (Sat) (N)	53,658
9/26	T	10-10	at San Diego	28,126
10/3	W	27-17	BOSTON	26,773
10/10	W	31-23	at Denver	31,001
10/17	L	7-23	BUFFALO	26,941
10/24	L	36-38	at Houston	34,670
10/31	W	14-7	OAKLAND	18,354
11/7	L	10-13	N.Y. JETS	25,523
11/14	W	31-7	SAN DIEGO	21,968
11/21	T	10-10	at Boston	13,056
11/28	W	52-21	HOUSTON	16,459
12/12	L	25-34	at Buffalo	40,298
12/19	W	45-35	DENVER	14,421

INDIVIDUAL STATISTICS

	Att.	Cmp.	PASSING		TD	Int	LG	Rating
			Yds.	Pct.				
Dawson	305	163	2262	53.4	21	14	67	81.3
Beathard	89	36	632	40.5	1	6	73	41.1
McClinton	15	0	0	0	0	0	0	39.6
CHIEFS TOTALS	395	199	2543	50.4	22	20	73	68.3
Opp. Total	438	203	2457	46.3	18	20	66	58.6

	No.	PASS RECEIVING		LG	TD
		Yds.	Avg.		
Burford	47	575	12.2	57	6
McClinton	37	590	15.9	69	3
Jackson	28	440	15.7	73	1
Taylor	26	446	17.2	48	5
Arbanas	24	418	17.4	67	4
Hill	21	264	12.6	46	1
Coan	9	85	9.4	23	2
Carolan	6	65	10.8	14	0
Pitts	1	11	11.0	11	0
CHIEFS TOTALS	199	2894	14.5	73	22
Opp. Total	203	2457	12.1	66	18

	No.	RUSHING		LG	TD
		Yds.	Avg.		
McClinton	175	661	3.8	48	6
Hill	125	627	5.0	66	2
Dawson	43	142	3.3	40	2
Coan	45	137	3.0	21	1
Beathard	25	138	5.5	26	4
Taylor	2	17	8.5	15	0
Jackson	1	26	26.0	26	0
Wilson	2	4	2.0	3	0
CHIEFS TOTALS	418	1752	4.2	66	15
Opp. Total	383	1366	3.6	48	14

TEAM LEADERS

Scoring: Tommy Brooker 76 pts: 37 PATs, 13 FGs
INTs: Fred Williamson 6-89 yds., 0 TDs
Punting: Jerrel Wilson 69-3132 yds., 45.4 avg., 64 LG
Punt Returns: Willie Mitchell 19-242 yds., 12.7 avg., 1 TD
Kickoff Returns: Bert Coan 19-479 yds., 25.2 avg., 0 TDs

LEAGUE STANDINGS



AMERICAN FOOTBALL LEAGUE

Western Division				
	W	L	T	Pct.
San Diego	9	2	3	.818
Oakland	8	5	1	.615
Kansas City	7	5	2	.583
Denver	4	10	0	.286
Eastern Division				
	W	L	T	Pct.
Buffalo	10	3	1	.769
N.Y. Jets	5	8	1	.385
Boston	4	8	2	.333
Houston	4	10	0	.286

AFL Championship
Buffalo 23, San Diego 0

NFL Western Conference Playoff
Green Bay 13, Baltimore 10 OT
NFL Championship
Green Bay 23, Cleveland 12



NATIONAL FOOTBALL LEAGUE

Western Conference				
	W	L	T	Pct.
Green Bay	10	3	1	.769
Baltimore	10	3	1	.769
Chicago	9	5	0	.643
San Francisco	7	6	1	.538
Minnesota	7	7	0	.500
Detroit	6	7	1	.462
Los Angeles	4	10	0	.286
Eastern Conference				
	W	L	T	Pct.
Cleveland	11	3	0	.786
Dallas	7	7	0	.500
N.Y. Giants	7	7	0	.500
Washington	6	8	0	.429
Philadelphia	5	9	0	.357
St. Louis	5	9	0	.357
Pittsburgh	2	12	0	.143

REGULAR STARTERS

OFFENSE		DEFENSE	
WR	Chris Burford	LE	Jerry Mays
LT	Jim Tyrer	LT	Ed Lothamer
LG	Ed Budde	RT	Buck Buchanan
C	Jon Gilliam	RE	Mel Branch
RG	Curt Merz	LLB	Bobby Bell
RT	Dave Hill	MLB	Sherrill Headrick
TE	Fred Arbanas	RLB	E.J. Holub
WR	Frank Jackson	LCB	Fred Williamson
QB	Len Dawson	RCB	Willie Mitchell
RB	Mack Lee Hill	LS	Bobby Hunt
RB	Curtis McClinton	RS	Johnny Robinson
K	Tommy Brooker	P	Jerrel Wilson

ALL-STARS IN BOLD

TEAM STATISTICS

	CHIEFS	OPP.
FIRST DOWNS	228	200
Rushing/Passing/Penalty	101/119/8	67/112/24
TOTAL NET YARDS	4290	3749
Avg. Per Game	306.4	267.8
Total Plays	833	847
Avg. Per Play	5.2	4.4
NET YARDS RUSHING	1736	1366
Avg. Per Game	124.0	97.6
Total Rushes	417	383
Avg. Per Play	4.2	3.6
NET YARDS PASSING	2554	2457
Avg. Per Game	182.4	175.5
Sacked/Yards Lost	343	299
Gross Yards	2897	2756
Attempts/Completions	409/200	438/203
Pct. of Completions	48.9	46.3
Had Intercepted	20	20
PUNTS/AVERAGE	72/44.6	82/44.3
PUNT RETURNS/YARDS	35/422	29/14.9
KICKOFF RETURNS/YARDS	46/1043	55/1182
PENALTIES/YARDS	70/728	60/623
FUMBLES/LOST	33/21	25/13
TOUCHDOWNS	40	34
Rushing/Passing	15/22	14/18
Defensive/Kicking Game	2/1	0/2
SAFETIES	0	0

SCORE BY PERIODS	1	2	3	4	Total
CHIEFS TOTAL	90	81	37	114	322
Opp. Total	33	64	76	112	285



7-7 • 2nd AFL West • Hank Stram

Preseason (4-1)

8/9	W	21-14	at Oakland	11,118
8/14	W	24-21	at Buffalo	17,738
8/22	L	14-26	SAN DIEGO	28,653
8/28	W	14-10	Denver (Ft. Worth, TX)	19,500
9/3	W	27-17	at Houston	17,450

Regular Season (7-7)

9/13	L	17-34	at Buffalo	30,157
9/27	W	21-9	at Oakland	18,163
10/4	W	28-7	HOUSTON	22,727
10/11	L	27-33	at Denver	16,285
10/18	L	22-35	BUFFALO	20,904
10/23	L	7-24	at Boston (Fri) (N)	27,400
11/1	W	49-39	DENVER	15,053
11/8	W	42-7	OAKLAND	21,023
11/15	L	14-28	SAN DIEGO	19,792
11/22	W	28-19	at Houston	17,782
11/29	L	14-27	at N.Y. Jets	38,135
12/6	L	24-31	BOSTON	13,166
12/13	W	49-6	at San Diego	26,562
12/20	W	24-7	N.Y. JETS	14,316

INDIVIDUAL STATISTICS

	Att.	Cmp.	PASSING			TD	Int	LG	Rating
			Yds.	Pct.					
Dawson	354	199	2879	56.2	30	18	72	89.9	
E. Wilson	47	25	392	53.2	1	1	55	79.4	
Beathard	9	4	50	44.4	1	2	22	59.7	
Haynes	1	0	0	0.0	0	0	0	39.6	
Spikes	1	0	0	0.0	0	0	0	39.6	
CHIEFS TOTALS	412	228	3321	55.3	32	21	72	86.4	
Opp. Total	440	218	2910	49.5	25	28	82	63.4	

	No.	PASS RECEIVING			TD
		Yds.	Avg.	LG	
Jackson	62	943	15.2	72	9
Burford	51	675	13.2	55	7
Haynes	38	562	14.8	59	3
Arbanas	34	686	20.2	68	8
M. Hill	19	144	7.6	34	2
McClinton	13	221	17.0	66	2
Spikes	5	17	3.4	6	0
Carolan	3	54	18.0	25	1
Coan	2	8	4.0	4	0
J. Wilson	1	11	11.0	11	0
CHIEFS TOTALS	228	3321	14.6	72	32
Opp. Total	218	2910	13.3	82	25

	No.	RUSHING			TD
		Yds.	Avg.	LG	
Haynes	139	697	5.0	80	4
M. Hill	105	576	5.5	71	4
McClinton	73	252	3.5	30	1
Spikes	34	112	3.3	13	0
Dawson	40	89	2.2	18	2
Coan	11	56	5.1	37	2
Beathard	4	43	10.8	41	0
E. Wilson	6	5	0.8	8	1
Jackson	2	5	2.5	12	0
J. Wilson	1	-10	-10.0	-10	0
CHIEFS TOTALS	415	1825	4.4	80	14
Opp. Total	390	1315	3.4	50	9

TEAM LEADERS

Scoring: Tommy Brooker 70 pts: 46 PATs, 8 FGs
INTs: Dave Grayson 7-187 yds., 0 TDs
 Bobby Hunt 7-133 yds., 1 TD
Punting: Jerrel Wilson 78-3326 yds., 42.6 avg., 70 LG
Punt Returns: Willie Mitchell 18-167 yds., 9.3 avg., 0 TDs
Kickoff Returns: Dave Grayson 30-679 yds., 22.6 avg., 0 TDs

LEAGUE STANDINGS



AMERICAN FOOTBALL LEAGUE

Western Division

	W	L	T	Pct.
San Diego	8	5	1	.615
Kansas City	7	7	0	.500
Oakland	5	7	2	.471
Denver	2	11	1	.154

Eastern Division

	W	L	T	Pct.
Buffalo	12	2	0	.857
Boston	10	3	1	.769
N.Y. Jets	5	8	1	.385
Houston	4	10	0	.286

AFL Championship

Buffalo 20, San Diego 7

NFL Championship

Cleveland 27, Baltimore 0



NATIONAL FOOTBALL LEAGUE

Western Conference

	W	L	T	Pct.
Baltimore	12	2	0	.857
Green Bay	8	5	1	.615
Minnesota	8	5	1	.615
Detroit	7	5	2	.583
Los Angeles	5	7	2	.417
Chicago	5	9	0	.357
San Francisco	4	10	0	.286

Eastern Conference

	W	L	T	Pct.
Cleveland	10	3	1	.769
St. Louis	9	3	2	.750
Philadelphia	6	8	0	.429
Washington	6	8	0	.429
Dallas	5	8	1	.385
Pittsburgh	5	9	0	.357
N.Y. Giants	2	10	2	.167

REGULAR STARTERS

OFFENSE

WR	Chris Burford
LT	Jim Tyrer
LG	Ed Budde
C	Jon Gilliam
RG	Al Reynolds
	Curt Merz
RT	Dave Hill
TE	Fred Arbanas
WR	Frank Jackson
QB	Len Dawson
RB	Mack Lee Hill
	Jack Spikes
RB	Curtis McClinton
K	Tommy Brooker

DEFENSE

LE	Bobby Bell
LT	Jerry Mays
RT	Buck Buchanan
RE	Mel Branch
LLB	E.J. Holub
MLB	Sherrill Headrick
RLB	Walt Corey
LCB	Duane Wood
RCB	Dave Grayson
SS	Bobby Hunt
FS	Johnny Robinson
P	Jerrel Wilson

ALL-STARS IN BOLD

TEAM STATISTICS

	CHIEFS	OPP.
TOTAL FIRST DOWNS	244	204
Rushing/Passing/Penalty	88/142/14	76/117/11
TOTAL NET YARDS	4710	3935
Avg. Per Game	336.4	281.1
Total Plays	871	856
Avg. Per Play	5.4	4.6
NET YARDS RUSHING	1839	1315
Avg. Per Game	131.4	93.9
Total Rushes	411	387
Avg. Per Play	4.5	3.4
NET YARDS PASSING	2871	2620
Avg. Per Game	205.1	187.1
Sacked/Yards Lost	44/450	28/279
Gross Yards	3321	2899
Attempts/Completions	412/228	443/218
Pct. of Completions	55.3	49.2
Had Intercepted	21	28
PUNTS/AVERAGE	78/42.6	78/40.7
PUNT RETURNS/YARDS	40/377	32/242
KICKOFF RETURNS/YARDS	58/1244	62/1449
PENALTIES/YARDS	56/604	47/460
FUMBLES/LOST	37/19	30/19
TOUCHDOWNS	49	38
Rushing/Passing	14/32	9/25
Defensive/Kicking Game	3/0	4/0
SAFETIES	0	0

SCORE BY PERIODS

	1	2	3	4	Total
CHIEFS TOTAL	60	106	106	94	366
Opp. Total	70	72	84	80	306



5-7-2 • 3rd AFL West • Hank Stram

Preseason (3-2)

8/3	L	14-26	at San Diego	25,862
8/9	W	17-13	BUFFALO	5,721
8/17	W	35-21	Oakland (Seattle, WA)	13,500
8/23	W	30-16	DENVER	6,865
8/30	L	17-23	Houston (Wichita, KS)	11,000

Regular Season (5-7-2)

9/7	W	59-7	at Denver (Sat) (N)	21,115
9/22	T	27-27	at Buffalo	33,487
9/29	L	10-24	at San Diego	22,654
10/6	W	28-7	HOUSTON	27,801
10/13	L	26-35	BUFFALO	25,519
10/20	L	17-38	SAN DIEGO	30,107
10/27	L	7-28	at Houston	26,331
11/3	L	7-10	at Oakland	18,919
11/8	L	7-22	OAKLAND (Fri) (N)	24,897
11/17	T	24-24	at Boston	17,270
12/1	L	0-17	at N.Y. Jets	18,824
12/8	W	52-21	DENVER	17,443
12/14	W	35-3	BOSTON (Sat)	12,598
12/22	W	48-0	N.Y. JETS	12,202

INDIVIDUAL STATISTICS

	PASSING							
	Att.	Cmp.	Yds.	Pct.	TD	Int	LG	Rating
Dawson	352	190	2389	54.0	26	19	82	77.5
E. Wilson	82	39	537	47.6	3	2	48	71.0
McClinton	2	1	33	50.0	1	0	33	115.3
Haynes	2	1	24	50.0	0	0	24	118.8
Spikes	1	0	0	0.0	0	1	0	0.0
CHIEFS TOTALS	439	231	2983	52.6	30	22	82	76.1
Opp. Total	429	218	2929	50.8	18	26	89	61.6

	PASS RECEIVING				
	No.	Yds.	Avg.	LG	TD
Burford	68	824	12.1	69	9
Jackson	50	785	15.7	82	8
Arbanas	34	373	11.0	40	6
Haynes	33	470	14.2	73	2
McClinton	27	301	11.1	46	3
Spikes	11	125	11.4	30	1
Coan	2	35	17.5	31	0
Brooker	2	32	16.0	16	0
J. Wilson	2	21	10.5	15	0
D. Johnson	2	17	8.5	11	1
CHIEFS TOTALS	231	2983	12.9	82	30
Opp. Total	218	2929	13.4	89	18

	RUSHING				
	No.	Yds.	Avg.	LG	TD
McClinton	142	568	4.0	36	3
Haynes	99	352	3.6	46	4
Dawson	37	272	7.4	43	2
Spikes	84	257	3.1	15	2
Coan	17	100	5.9	51	0
Jackson	3	52	17.3	25	1
E. Wilson	8	45	5.6	21	0
J. Wilson	9	41	4.6	12	0
Burford	1	10	10.0	10	0
CHIEFS TOTALS	401	1697	4.2	51	12
Opp. Total	387	1558	3.9	76t	12

TEAM LEADERS

Scoring: Chris Burford 56 pts: 9 TDs, 1 PAT (2 pt)
INTs: Bobby Hunt 6-228 yds., 0 TDs
Punting: Jerrel Wilson 61-2628 yds., 43.1 avg., 72 LG
Punt Returns: Frank Jackson 11-95 yds., 8.6 avg., 0 TDs
Kickoff Returns: Dave Grayson 20-564 yds., 28.2 avg., 1 TD

LEAGUE STANDINGS



AMERICAN FOOTBALL LEAGUE

Western Division				
	W	L	T	Pct.
San Diego	11	3	0	.786
Oakland	10	4	0	.714
Kansas City	5	7	2	.471
Denver	2	11	1	.154
Eastern Division				
	W	L	T	Pct.
Boston	7	6	1	.583
Buffalo	7	6	1	.583
Houston	6	8	0	.429
N.Y. Jets	5	8	1	.385

AFL Eastern Division Playoff

Boston 26, Buffalo 8

AFL Championship

San Diego 51, Boston 10

NFL Championship

Chicago 14, N.Y. Giants 10



NATIONAL FOOTBALL LEAGUE

Western Conference				
	W	L	T	Pct.
Chicago	11	1	2	.917
Green Bay	11	2	1	.846
Baltimore	8	6	0	.571
Detroit	5	8	1	.385
Minnesota	5	8	1	.385
Los Angeles	5	9	0	.357
San Francisco	2	12	0	.143
Eastern Conference				
	W	L	T	Pct.
N.Y. Giants	11	3	0	.786
Cleveland	10	4	0	.714
St. Louis	9	5	0	.643
Pittsburgh	7	4	3	.636
Dallas	4	10	0	.286
Washington	3	11	0	.214
Philadelphia	2	10	2	.167

REGULAR STARTERS

OFFENSE		DEFENSE	
WR	Chris Burford	LE	Bobby Bell
LT	Jim Tyrer	LT	Buck Buchanan
LG	Marvin Terrell		Paul Rochester
C	Jon Gilliam	RT	Jerry Mays
RG	Al Reynolds	RE	Mel Branch
	Curt Merz	LLB	E.J. Holub
RT	Dave Hill	MLB	Sherrill Headrick
	Charlie Diamond	RLB	Walt Corey
TE	Fred Arbanas	LCB	Duane Wood
WR	Frank Jackson	RCB	Dave Grayson
QB	Len Dawson	LS	Bobby Hunt
RB	Abner Haynes	RS	Johnny Robinson
RB	Curtis McClinton	P	Jerrel Wilson
K	Tommy Brooker		

ALL-STARS IN BOLD

TEAM STATISTICS

	CHIEFS	OPP.
TOTAL FIRST DOWNS	250	228
Rushing/Passing/Penalty	94/141/15	83/130/15
TOTAL NET YARDS	4348	4187
Avg. Per Game	310.6	299.1
Total Plays	872	856
Avg. Per Play	5.0	4.9
NET YARDS RUSHING	1697	1558
Avg. Per Game	121.2	111.3
Total Rushes	400	397
Avg. Per Play	4.2	3.9
NET YARDS PASSING	2651	2629
Avg. Per Game	189.4	187.8
Sacked/Yards Lost	34/332	35/300
Gross Yards	2983	2629
Attempts/Completions	439/231	428/218
Pct. of Completions	52.6	50.9
Had Intercepted	22	26
PUNTS/AVERAGE	62/43.1	70/40.2
PUNT RETURNS/YARDS	26/259	32/345
KICKOFF RETURNS/YARDS	47/1166	55/1322
PENALTIES/YARDS	52/605	47/411
FUMBLES /LOST	27/16	29/19
TOUCHDOWNS	46	33
Rushing/Passing	12/30	12/18
Defensive/Kicking Game	2/2	2/1
SAFETIES	1	2

SCORE BY PERIODS	1	2	3	4	Total
CHIEFS TOTAL	79	72	109	87	347
Opp. Total	29	107	51	76	263

1962

DALLAS TEXANS



11-3 • 1st AFL West • Hank Stram

Preseason (2-3)

8/4	W	13-3	Oakland (Lithonia, GA)	8,000
8/11	L	0-17	at San Diego	28,555
8/18	W	22-6	Oakland (Midland, TX)	10,000
8/24	L	24-27 OT	Denver (Ft. Worth, TX)	18,000
8/31	L	31-34	Houston (Miami, FL)	27,530

Regular Season (11-3)

9/8	W	42-28	BOSTON (Sat) (N)	32,000
9/23	W	26-16	at Oakland	12,500
9/30	W	41-21	BUFFALO	25,500
10/7	L	28-32	at San Diego	23,092
10/12	W	27-7	at Boston (Fri) (N)	23,874
10/21	W	20-17	N.Y. TITANS	17,814
10/28	W	31-7	at Houston	31,750
11/4	L	6-14	HOUSTON	29,017
11/11	W	52-31	at N.Y. Titans	13,275
11/18	W	24-3	at Denver	23,523
11/25	W	35-7	OAKLAND	13,557
12/2	L	14-23	at Buffalo	35,261
12/9	W	17-10	DENVER	19,137
12/16	W	26-17	SAN DIEGO	18,384

AFL Championship Game

12/23	W	20-17 2OT	at Houston	37,981
-------	---	-----------	------------	--------

INDIVIDUAL STATISTICS

	Att.	Cmp.	PASSING			Int	LG	Rating
			Yds.	Pct.	TD			
Dawson	310	189	2759	61.0	29	17	92	98.4
Wilson	11	6	65	54.5	0	0	22	72.1
Haynes	1	0	0	0.0	0	0	0	39.6
TEXANS TOTALS	322	195	2824	60.6	29	17	92	97.1
Opp. Total	467	239	2953	51.2	13	32	62	51.8

	No.	PASS RECEIVING		LG	TD
		Yds.	Avg.		
Burford	45	645	14.4	49	12
Haynes	39	573	14.7	78	6
Arbanas	29	469	16.2	47	6
McClinton	29	333	11.5	24	0
Miller	23	277	12.0	39	0
Jackson	10	177	17.7	62	1
Spikes	10	132	13.2	35	1
Saxton	5	64	12.8	33	0
Brooker	4	138	34.5	92	3
Robinson	1	16	16.0	16	0
TEXANS TOTALS	195	2824	14.5	92	29
Opp. Total	239	2953	12.4	62	13

	No.	RUSHING		LG	TD
		Yds.	Avg.		
Haynes	221	1049	4.8	71	13
McClinton	111	604	5.4	69	2
Dawson	38	252	6.6	22	3
Jackson	47	251	5.3	35	3
Spikes	57	232	4.1	17	0
Burford	1	13	13.0	13	0
Wilson	1	5	5.0	5	0
Saxton	3	1	0.3	9	0
TEXANS TOTALS	479	2407	5.0	71	21
Opp. Total	351	1250	3.6	49	14

TEAM LEADERS

Scoring: Abner Haynes 114 pts: 19 TDs, 0 PATs
INTs: Bobby Hunt 8-101 yds., 0 TDs
Punting: Eddie Wilson 47-1691 yds., 36.0 avg., 52 LG
Punt Returns: Frank Jackson 11-117 yds., 10.6 avg., 0 TDs
Kickoff Returns: Dave Grayson 18-535 yds., 29.7 avg., 0 TDs

LEAGUE STANDINGS



AMERICAN FOOTBALL LEAGUE

Western Division

	W	L	T	Pct.
Dallas	11	3	0	.786
Denver	7	7	0	.500
San Diego	4	10	0	.286
Oakland	1	13	0	.071

Eastern Division

	W	L	T	Pct.
Houston	11	3	0	.786
Boston	9	4	1	.692
Buffalo	7	6	1	.583
N.Y. Titans	5	9	0	.357

AFL Championship
Dallas 20, Houston 17 2 OT

NFL Championship
Green Bay 16, N.Y. Giants 7



NATIONAL FOOTBALL LEAGUE

Western Conference

	W	L	T	Pct.
Baltimore	12	2	0	.857
Green Bay	8	5	1	.615
Minnesota	8	5	1	.615
Detroit	7	5	2	.583
Los Angeles	5	7	2	.417
Chicago	5	9	0	.357
San Francisco	4	10	0	.286

Eastern Conference

	W	L	T	Pct.
Cleveland	10	3	1	.769
St. Louis	9	3	2	.750
Philadelphia	6	8	0	.429
Washington	6	8	0	.429
Dallas	5	8	1	.385
Pittsburgh	5	9	0	.357
N.Y. Giants	2	10	2	.167

REGULAR STARTERS

OFFENSE

WR	Chris Burford
LT	Jim Tyrer
LG	Marvin Terrell
C	Jon Gilliam
RG	Al Reynolds
RT	Charlie Diamond
TE	Fred Arbanas
WR	Frank Jackson
QB	Len Dawson
RB	Abner Haynes
RB	Curtis McClinton
K	Tommy Brooker

DEFENSE

LE	Curt Merz
LT	Paul Rochester
RT	Jerry Mays
RE	Mel Branch
LLB	E.J. Holub
MLB	Sherrill Headrick
RLB	Walt Corey
LCB	Duane Wood
RCB	Dave Grayson
LS	Bobby Hunt
RS	Johnny Robinson
P	Eddie Wilson

ALL-STARS IN BOLD

TEAM STATISTICS

	TEXANS	OPP.
TOTAL FIRST DOWNS	259	239
Rushing/Passing/Penalty	119/125/15	76/143/20
TOTAL NET YARDS	4862	3951
Avg. Per Game	347.3	282.2
Total Plays	840	848
Avg. Per Play	5.8	4.7
NET YARDS RUSHING	2407	1250
Avg. Per Game	171.9	89.3
Total Rushes	479	351
Avg. Per Play	5.0	3.6
NET YARDS PASSING	2455	2701
Avg. Per Game	175.4	192.9
Sacked/Yards Lost	37/369	27/252
Gross Yards	2824	2953
Attempts/Completions	322/195	469/239
Pct. of Completions	60.6	51.0
Had Intercepted	17	32
PUNTS/AVERAGE	54/36.1	55/41.1
PUNT RETURNS/YARDS	27/236	26/219
KICKOFF RETURNS/YARDS	37/955	72/1592
PENALTIES/YARDS	66/644	74/650
FUMBLES/LOST	26/14	32/17
TOUCHDOWNS	50	29
Rushing/Passing	21/29	14/13
Defensive/Kicking Game	0/0	1/1
SAFETIES	0	0

	1	2	3	4	Total
SCORE BY PERIODS					
TEXANS TOTAL	103	96	61	129	389
Opp. Total	45	72	59	57	233



Preseason (4-1)

8/5	W	39-28	N.Y. Titans (Cobb Stadium, Dallas) . . .	20,500
8/12	W	31-13	Denver (Midland, TX)	10,000
8/18	W	35-26	at Buffalo	33,376
8/25	W	29-27	Denver (Ft. Worth, TX)	20,000
9/3	L	10-31	at San Diego	15,232

Regular Season (6-8)

9/10	L	10-26	SAN DIEGO	24,500
9/24	W	42-35	at Oakland	6,700
10/1	W	26-21	HOUSTON	28,000
10/8	W	19-12	at Denver	14,500
10/15	L	24-27	at Buffalo	20,678
10/22	L	7-38	at Houston	23,228
10/29	L	17-18	BOSTON	20,500
11/3	L	21-28	at Boston (Fri) (N)	25,063
11/12	L	20-30	BUFFALO	15,000
11/19	L	14-24	at San Diego	33,788
11/26	W	43-11	OAKLAND	14,500
12/3	L	7-28	at N.Y. Titans	14,117
12/10	W	49-21	DENVER	8,000
12/17	W	35-24	N.Y. TITANS	12,500

INDIVIDUAL STATISTICS

	PASSING							
	Att.	Cmp.	Yds.	Pct.	TD	Int	LG	Rating
Davidson	330	151	2445	45.8	17	23	71	59.3
Duncan	67	25	361	37.3	1	3	47	41.9
Jackson	2	1	9	50.0	0	1	9	22.9
TEXANS TOTALS . . .	399	177	2815	44.4	18	27	71	52.7
Opp. Total	439	219	3077	49.9	20	25	80	61.6

	PASS RECEIVING				
	No.	Yds.	Avg.	LG	TD
Burford	51	850	16.7	54	5
Robinson	35	601	17.2	71	5
Haynes	34	558	16.4	69	3
Dickinson	14	209	14.9	48	2
Jackson	13	171	13.2	52	2
Boydston	12	167	13.9	24	1
Spikes	8	136	17.0	46	0
Romeo	7	89	12.7	20	0
Pricer	2	21	10.5	11	0
Barnes	1	13	13.0	13	0
TEXANS TOTALS . . .	177	2815	14.6	71	18
Opp. Total	219	3077	12.7	80	20

	RUSHING				
	No.	Yds.	Avg.	LG	TD
Haynes	179	841	4.7	59	9
Jackson	65	386	5.9	49	3
Spikes	39	334	8.6	74	5
Dickinson	71	263	3.7	65	3
Robinson	52	200	3.9	45	2
Davidson	21	123	5.9	40	1
Duncan	5	42	8.5	19	0
Pricer	5	13	2.6	5	0
Gilliam	1	-6	-6.0	-6	0
Burford	1	-13	-13.0	-13	0
TEXANS TOTALS . . .	439	2183	4.9	74	23
Opp. Total	410	1525	3.7	87t	17

TEAM LEADERS

Scoring: Jack Spikes 54 pts: 5 TDs, 10 PATs, 4 FGs
INTs: David Webster 5-50 yds., 0 TDs
Punting: Cotton Davidson 61-2479 yds., 40.6 avg., 62 LG
Punt Returns: Abner Haynes 19-196 yds., 10.3 avg., 0 TDs
Kickoff Returns: Dave Grayson 16-453 yds., 28.3 avg., 0 TDs

LEAGUE STANDINGS



AMERICAN FOOTBALL LEAGUE

	Western Division			
	W	L	T	Pct.
San Diego	12	2	0	.857
Dallas	6	8	0	.429
Denver	3	11	0	.214
Oakland	2	12	0	.143

	Eastern Division			
	W	L	T	Pct.
Houston	10	3	1	.769
Boston	9	4	1	.692
N.Y. Titans	7	7	0	.500
Buffalo	6	8	0	.429

AFL Championship
Houston 10, San Diego 3

NFL Championship
Green Bay 37, N.Y. Giants 0



NATIONAL FOOTBALL LEAGUE

	Western Conference			
	W	L	T	Pct.
Green Bay	11	3	0	.786
Detroit	8	5	1	.615
Baltimore	8	6	0	.571
Chicago	8	6	0	.571
San Francisco	7	6	1	.538
Los Angeles	4	10	0	.286
Minnesota	3	11	0	.214

	Eastern Conference			
	W	L	T	Pct.
N.Y. Giants	10	3	1	.769
Philadelphia	10	4	0	.714
Cleveland	8	5	1	.615
St. Louis	7	7	0	.500
Pittsburgh	6	8	0	.429
Dallas	4	9	1	.308
Washington	1	12	1	.077

REGULAR STARTERS

OFFENSE		DEFENSE	
WR	Chris Burford	LE	Paul Miller
LT	Charlie Diamond	LT	Paul Rochester
LG	Sid Fournet	RT	Ray Collins
C	Jim Barton	RE	Mel Branch
RG	Bill Krisher	LLB	E.J. Holub
RT	Jerry Cornelison	MLB	Sherrill Headrick
TE	Max Boydstrum	RLB	Smokey Stover
QB	Cotton Davidson	RLB	Walt Corey
LHB	Abner Haynes	LCB	Duane Wood
FB	Jack Spikes	RCB	David Webster
RHB	Johnny Robinson	LS	Don Flynn
K	Jack Spikes	RS	Jimmy Harris
		P	Cotton Davidson

ALL-STARS IN BOLD

TEAM STATISTICS

	TEXANS	OPP.
TOTAL FIRST DOWNS	247	248
Rushing/Passing/Penalty	112/122/13	89/139/20
TOTAL NET YARDS	4759	4302
Avg. Per Game	339.9	307.3
Total Plays	862	884
Avg. Per Play	5.5	4.9
NET YARDS RUSHING	2183	1525
Avg. Per Game	155.9	108.9
Total Rushes	439	410
Avg. Per Play	5.0	3.7
NET YARDS PASSING	2576	3077
Avg. Per Game	184.0	219.8
Sacked/Yards Lost	24/239	34/300
Gross Yards	2815	3377
Attempts/Completions	399/177	439/219
Pct. of Completions	44.4	49.9
Had Intercepted	27	25
PUNTS/AVERAGE	62/40.0	63/41.7
PUNT RETURNS/YARDS	26/219	17/176
KICKOFF RETURNS/YARDS	53/1465	65/1249
PENALTIES/YARDS	89/875	62/619
FUMBLES/LOST	32/18	31/18
TOUCHDOWNS	45	44
Rushing/Passing	23/18	18/21
Defensive/Kicking Game	1/1	2/3
SAFETIES	0	0

SCORE BY PERIODS	1	2	3	4	Total
TEXANS TOTAL	77	87	87	83	334
Opp. Total	36	127	41	139	343



Preseason (6-0)

7/31	W	20-13	at Oakland	13,000
8/6	W	27-10	Houston (Tulsa, OK)	12,000
8/14	W	24-14	at Boston	11,000
8/20	W	38-14	N.Y. Titans (Abilene, TX)	8,000
8/27	W	48-0	Denver (Little Rock, AR)	5,500
9/2	W	24-3	HOUSTON	51,000

Regular Season (8-6)

9/10	L	20-21	at L.A. Chargers (Sat) (N)	17,724
9/16	W	34-16	at Oakland (Fri) (N)	8,021
9/25	W	17-0	L.A. CHARGERS	42,000
10/2	L	35-37	N.Y. TITANS	37,500
10/9	L	19-20	OAKLAND	21,000
10/16	L	10-20	at Houston	19,026
10/30	W	17-14	at Denver	13,102
11/6	W	45-28	at Buffalo	19,610
11/13	W	34-7	DENVER	21,000
11/18	L	14-42	at Boston (Fri) (N)	14,721
11/24	L	35-41	at N.Y. Titans (Thur)(Thks)	14,344
12/4	W	24-0	HOUSTON	20,000
12/11	W	34-0	BOSTON	12,000
12/18	W	24-7	BUFFALO	18,000

INDIVIDUAL STATISTICS

	PASSING							
	Att.	Cmp.	Yds.	Pct.	TD	Int	LG	Rating
Davidson	379	179	2474	47.2	15	16	74	64.5
Enis	54	30	357	55.6	1	2	39	66.9
Haynes	1	0	0	0.0	0	0	0	39.6
Robinson	1	0	0	0.0	0	1	0	0.0
TEXANS TOTALS	435	209	2831	48.0	16	19	74	63.2
Opp. Total	503	261	3002	51.9	19	32	46	56.3

	PASS RECEIVING				
	No.	Yds.	Avg.	LG	TD
Haynes	55	576	10.5	34	3
Burford	46	789	17.2	57	5
Robinson	41	611	14.9	74	4
Boydston	29	357	12.3	25	3
Spikes	11	158	14.4	25	0
Johnson	10	174	17.4	36	1
Bryant	5	43	4.3	17	0
Bernet	4	49	12.3	15	0
Swink	4	37	7.4	32	0
Dickinson	3	38	12.7	21	0
Davidson	1	-1	-1.0	-1	0
TEXANS TOTALS	209	2831	13.5	74	16
Opp. Total	261	3002	11.5	46	19

	RUSHING				
	No.	Yds.	Avg.	LG	TD
Haynes	156	875	5.6	67	9
Robinson	98	458	4.7	49	4
Spikes	115	457	4.0	36	5
Dickinson	35	143	4.1	31	1
Johnson	23	43	1.9	8	1
*Enis	12	-12	-1.0	11	3
*Davidson	31	-122	-3.9	7	1
Others	13	-28	-2.2	—	0
TEXANS TOTALS	483	1814	3.8	67	24
Opp. Total	421	980	2.3	33	14

*Yards lost attempting to pass (sack yards) were counted as negative rushing yards during the AFL's inaugural season.

TEAM LEADERS

Scoring: Jack Spikes 104 pts: 5 TDs, 35 PATs, 13 FGs
INTs: David Webster 6-156 yds., 2 TDs
Punting: Cotton Davidson 58-2287 yds., 39.4 avg., 62 LG
Punt Returns: Abner Haynes 14-215 yds., 15.4 avg., 0 TDs
Kickoff Returns: Abner Haynes 19-434 yds., 22.8 avg., 0 TDs

LEAGUE STANDINGS



AMERICAN FOOTBALL LEAGUE

Western Division				
	W	L	T	Pct.
L.A. Chargers	10	4	0	.714
Dallas	8	6	0	.571
Oakland	6	8	0	.429
Denver	4	9	1	.308
Eastern Division				
	W	L	T	Pct.
Houston	10	4	0	.714
N.Y. Titans	7	7	0	.500
Buffalo	5	8	1	.385
Boston	5	9	0	.357

AFL Championship
Houston 24, L.A. Chargers 16

NFL Championship
Philadelphia 17, Green Bay 13



NATIONAL FOOTBALL LEAGUE

Western Conference				
	W	L	T	Pct.
Green Bay	8	4	0	.667
Detroit	7	5	0	.583
San Francisco	7	5	0	.583
Baltimore	6	6	0	.500
Chicago	5	6	1	.455
L.A. Rams	4	7	1	.364
Dallas	0	11	1	.000
Eastern Conference				
	W	L	T	Pct.
Philadelphia	10	2	0	.833
Cleveland	8	3	1	.727
N.Y. Giants	6	4	2	.600
St. Louis	6	5	1	.545
Pittsburgh	5	6	1	.455
Washington	1	9	2	.100

REGULAR STARTERS

OFFENSE		DEFENSE	
WR	Chris Burford	LE	Paul Miller
LT	Charlie Diamond	LT	Walter (Buffalo) Napier
LG	Sid Fournet	RT	Ray Collins
C	Jim Barton	RE	Mel Branch
RG	Bill Krisher	LLB	Ted Greene
RT	Jerry Cornelison	MLB	Sherrill Headrick
TE	Bob Bryant	RLB	Smokey Stover
	Max Boydstrum		Walt Corey
QB	Cotton Davidson	LCB	Duane Wood
LHB	Abner Haynes	RCB	David Webster
FB	Jack Spikes	LS	Don Flynn
RHB	Johnny Robinson	RS	Jimmy Harris
K	Jack Spikes	P	Cotton Davidson

ALL-AFL IN BOLD*

*As selected by The Sporting News. No AFL All-Star game was played following the league's initial season in 1960.

TEAM STATISTICS

	TEXANS	OPP
TOTAL FIRST DOWNS	272	253
Rushing/Passing/Penalty	119/136/17	76/147/30
TOTAL NET YARDS	4645	3982
Avg. Per Game	331.8	284.4
Total Plays	918	924
Avg. Per Play	5.1	4.3
NET YARDS RUSHING	1814	980
Avg. Per Game	129.6	70.0
Total Rushes	483	421
Avg. Per Play	3.8	2.3
*NET YARDS PASSING	2634	2644
Avg. Per Game	188.1	188.9
Yards Lost Att. to Pass	197	358
Gross Yards	2831	3002
Attempts/Completions	435/209	503/261
Pct. of Completions	48.0	51.9
Had Intercepted	19	32
PUNTS/AVERAGE	61/39.3	79/36.9
PUNT RETURNS/YARDS	33/496	27/151
KICKOFF RETURNS/YARDS	41/845	55/1330
PENALTIES/YARDS	80/743	59/569
FUMBLES/LOST	30/18	34/16
TOUCHDOWNS	46	35
Rushing/Passing	24/16	14/19
Defensive/Kicking Game	5/1	1/1
SAFETIES	0	0

SCORE BY PERIODS	1	2	3	4	Total
TEXANS TOTAL	61	106	68	127	362
Opp. Total	69	68	59	57	253

*Reflects yards lost attempting to pass.

ALL-TIME ATTENDANCE

HOME ATTENDANCE

Year	Preseason	Regular Season	Total
1960	51,000	171,500	222,500
1961	20,500	123,000	143,500
1962	(none)	155,409	155,409
1963	12,856	150,567	163,423
1964	28,653	126,881	155,534
1965	28,289	150,449	178,738
1966	25,270	259,071	284,341
1967	33,041	315,006	348,047
1968	91,231	338,911	430,142
1969	75,300	345,519	420,819
1970	38,341	354,481	392,822
1971	111,796	463,505	575,301
1972	312,428	509,291	821,719
1973	282,747	459,519	742,266
1974	167,384	413,714	581,098
1975	148,068	424,265	572,333
1976	120,281	378,011	498,292
1977	121,931	357,393	479,324
1978	81,976	342,863	424,839
1979	76,792	451,583	528,375
1980	77,934	410,486	488,420
1981	83,649	506,634	590,283
1982	82,205	123,042	205,247
1983	66,955	379,794	446,749
1984	67,304	396,051	463,355
1985	73,780	360,158	433,938
1986	69,978	385,335	455,313
1987	83,051	282,018	365,069
1988	68,830	406,249	475,079
1989	77,925	487,056	564,981
1990	83,254	560,193	643,447
1991	113,358	598,094	711,452
1992	137,038	581,924	718,962
1993	146,580	606,222	752,802
1994	145,846	613,870*	759,716
1995	147,036	625,936*	772,972
1996	151,499	610,617*	762,116
1997	149,698	610,192**	759,890
1998	140,580	589,038**	729,618
1999	151,444	629,545**	780,989
2000	151,802	631,365	783,167
2001	153,348	617,488	770,836
2002	146,916	625,503	772,419
2003	149,464	627,840	777,304
2004	151,514	623,008	774,522
2005	150,331	623,325	773,656
2006	145,197	623,275	768,472
2007	142,500	614,217	756,717
2008	135,889	592,622	728,511
2009	131,334	540,114	671,448
2010	128,652	541,380	670,032
2011	135,374	576,659	712,033
2012	128,082	548,070	676,152
2013	129,487	602,877	732,364
2014	144,393	599,743	744,136
2015	141,728	602,228^	743,956
2016	139,971	587,624	727,595
2017	66,979	592,851	659,830
2018	122,053	607,780	729,833
2019	142,840	587,723	730,563
TOTALS	6,683,682	27,907,284	34,590,966

ROAD ATTENDANCE

Year	Preseason	Regular Season	Total
1960	49,500	110,321	159,821
1961	78,608	138,111	216,719
1962	92,085	163,727	255,812
1963	50,362	151,391	201,753
1964	65,806	175,302	241,108
1965	39,299	219,668	258,967
1966	90,175	248,153	338,328
1967	176,813	277,459	454,272
1968	122,233	282,863	405,096
1969	151,825	312,502	464,327
1970	333,210	355,837	689,047
1971	161,265	417,131	578,396
1972	98,976	424,802	523,778
1973	106,954	344,453	451,407
1974	88,716	320,672	409,388
1975	110,785	325,951	436,736
1976	79,098	326,374	405,472
1977	85,572	369,485	455,057
1978	93,496	432,554	526,050
1979	93,572	414,784	508,356
1980	68,687	397,275	465,962
1981	69,384	455,301	524,685
1982	86,511	290,799	377,310
1983	98,973	414,394	513,367
1984	52,944	483,068	536,012
1985	77,616	452,300	529,916
1986	78,250	470,670	548,920
1987	116,326	375,074	491,400
1988	55,730	415,291	471,021
1989	119,871	448,002	567,873
1990	105,722	446,789	552,511
1991	86,391	483,397	569,788
1992	92,454	451,620	544,074
1993	98,567	511,814	610,381
1994	136,499	544,122	680,621
1995	76,971	511,326	588,297
1996	96,239	462,935	559,174
1997	119,147	532,485	651,632
1998	146,670	516,071	662,741
1999	102,937	495,686	598,623
2000	132,283	483,907	616,190
2001	114,086	503,189	617,275
2002	112,147	540,674	652,821
2003	127,591	536,032	663,623
2004	137,633	527,720	665,353
2005	128,905	557,385	686,290
2006	146,332	544,237	690,569
2007	135,025	529,454	664,479
2008	120,940	549,606	670,546
2009	109,398	509,419	618,817
2010	107,112	528,400	635,512
2011	138,245	530,547	668,792
2012	121,271	491,973	613,244
2013	123,932	515,130	639,062
2014	144,094	527,508	671,602
2015	99,929	528,579	628,508
2016	142,463	528,590	671,053
2017	116,255	541,315	657,570
2018	134,652	499,596	634,248
2019	124,471	528,048^	652,519
TOTALS	6,571,003	25,471,268	32,042,271

*Led NFL **Led NFL in paid attendance

Note: Paid attendance became NFL standard in '98.
^Includes game at London's Wembley Stadium

^Includes game at Mexico City's Estadio Azteca

HOME PLAYOFF GAMES:

1971 - Miami (50,374);
1991 - L.A. Raiders (75,827); 1993 - Pittsburgh (74,515);
1995 - Indianapolis (77,594); 1997 - Denver (76,965);
2003 - Indianapolis (79,159); 2010 - Baltimore (72,190);
2016 - Pittsburgh (75,678); 2017 - Tennessee (73,319);
2018 - Indianapolis (76,765), New England (77,034);
2019 - Houston (73,503), Tennessee (73,656).

TOTAL HOME PLAYOFF ATTENDANCE (13 games): 966,579

SUPER BOWL I ATTENDANCE (Jan. 15, 1967): 61,946
SUPER BOWL IV ATTENDANCE (Jan. 11, 1970): 80,998
SUPER BOWL LIV ATTENDANCE (Feb. 2, 2020): 62,417
TOTAL SUPER BOWL ATTENDANCE (3 games): 205,361

TOTAL 32-GAME PLAYOFF ATTENDANCE: 2,156,443

AWAY PLAYOFF GAMES:

1962 - Houston (37,981);
1966 - Buffalo (42,080); 1968 - Oakland (54,444);
1969 - N.Y. Jets (62,977); Oakland (54,443);
1986 - N.Y. Jets (69,307); 1990 - Miami (67,276);
1991 - Buffalo (80,182); 1992 - San Diego (58,278);
1993 - Houston (64,011); Buffalo (76,642);
1994 - Miami (67,487); 2006 - Indianapolis (57,215);
2013 - Indianapolis (63,551);
2015 - Houston (71,800); New England (66,829).

TOTAL AWAY PLAYOFF ATTENDANCE (16 games): 994,503

ATTENDANCE RECORDS

Home* — Chiefs vs. Seattle
October 2, 2000 — **82,893**

LARGEST CROWD — REGULAR SEASON
Home — Chiefs vs. Oakland
November 5, 1972 — **82,094**

Away — Chiefs at Dallas
November 5, 2017 — **93,273**

*Arrowhead Stadium Attendance: 78,502; Kauffman Stadium Attendance: 4,391

LARGEST CROWD — POSTSEASON
Home — Chiefs vs. Indianapolis
January 11, 2004 — 79,159

Away — Chiefs at Buffalo
January 5, 1992 — 80,182

LARGEST CROWD — PRESEASON
Chiefs vs. Dallas at Arrowhead
September 2, 1972

Super Bowl — Chiefs vs. Minnesota
January 11, 1970 — 80,998

REGULAR SEASON HOME/ROAD RECORDS

HOME RECORD

Year.....	W	L	T	Pct.
1960.....	5	2	0	.714
1961.....	4	3	0	.571
1962.....	6	1	0	.857
1963.....	4	3	0	.571
1964.....	4	3	0	.571
1965.....	5	2	0	.714
1966.....	4	2	1	.643
1967.....	4	3	0	.571
1968.....	6	1	0	.857
1969.....	6	1	0	.857
1970.....	4	1	2	.727
1971.....	7	0	0	1.000
1972.....	3	4	0	.429
1973.....	5	1	1	.786
1974.....	1	6	0	.143

Year.....	W	L	T	Pct.
1975.....	3	4	0	.429
1976.....	1	6	0	.143
1977.....	1	6	0	.143
1978.....	3	5	0	.375
1979.....	3	5	0	.375
1980.....	3	5	0	.375
1981.....	5	3	0	.625
1982.....	2	2	0	.500
1983.....	5	3	0	.625
1984.....	5	3	0	.625
1985.....	5	3	0	.625
1986.....	6	2	0	.750
1987.....	3	4	0	.429
1988.....	4	4	0	.500
1989.....	5	3	0	.625

Year.....	W	L	T	Pct.
1990.....	6	2	0	.750
1991.....	6	2	0	.750
1992.....	7	1	0	.875
1993.....	7	1	0	.875
1994.....	5	3	0	.625
1995.....	8	0	0	1.000
1996.....	5	3	0	.625
1997.....	8	0	0	1.000
1998.....	5	3	0	.625
1999.....	6	2	0	.750
2000.....	5	3	0	.625
2001.....	3	5	0	.375
2002.....	6	2	0	.750
2003.....	8	0	0	1.000
2004.....	4	4	0	.500

Year.....	W	L	T	Pct.
2005.....	7	1	0	.875
2006.....	6	2	0	.750
2007.....	2	6	0	.250
2008.....	1	7	0	.125
2009.....	1	7	0	.125
2010.....	7	1	0	.875
2011.....	3	5	0	.375
2012.....	1	7	0	.125
2013.....	5	3	0	.625
2014.....	6	2	0	.750
2015*.....	6	2	0	.750
2016.....	6	2	0	.750
2017.....	6	2	0	.750
2018.....	7	1	0	.875
2019.....	5	3	0	.625

AWAY RECORD

Year.....	W	L	T	Pct.
1960.....	3	4	0	.429
1961.....	2	5	0	.286
1962.....	5	2	0	.714
1963.....	1	4	2	.286
1964.....	3	4	0	.429
1965.....	2	3	2	.429
1966.....	7	0	0	1.000
1967.....	5	2	0	.714
1968.....	6	1	0	.857
1969.....	5	2	0	.714
1970.....	3	4	0	.429
1971.....	3	3	1	.500
1972.....	5	2	0	.714
1973.....	2	4	1	.357
1974.....	4	3	0	.571

Year.....	W	L	T	Pct.
1975.....	2	5	0	.286
1976.....	4	3	0	.571
1977.....	1	6	0	.143
1978.....	1	7	0	.125
1979.....	4	4	0	.500
1980.....	5	3	0	.625
1981.....	4	4	0	.500
1982.....	1	4	0	.286
1983.....	1	7	0	.125
1984.....	3	5	0	.375
1985.....	1	7	0	.125
1986.....	4	4	0	.500
1987.....	1	7	0	.125
1988.....	0	7	1	.063
1989.....	3	4	1	.438

Year.....	W	L	T	Pct.
1990.....	5	3	0	.625
1991.....	4	4	0	.500
1992.....	3	5	0	.375
1993.....	4	4	0	.500
1994.....	4	4	0	.500
1995.....	5	3	0	.625
1996.....	4	4	0	.500
1997.....	5	3	0	.625
1998.....	2	6	0	.250
1999.....	3	5	0	.375
2000.....	2	6	0	.250
2001.....	3	5	0	.375
2002.....	2	6	0	.250
2003.....	5	3	0	.625
2004.....	3	5	0	.375

Year.....	W	L	T	Pct.
2005.....	3	5	0	.375
2006.....	3	5	0	.375
2007.....	2	6	0	.250
2008.....	1	7	0	.125
2009.....	3	5	0	.375
2010.....	3	5	0	.375
2011.....	4	4	0	.500
2012.....	1	7	0	.125
2013.....	6	2	0	.750
2014.....	3	5	0	.375
2015.....	5	3	0	.625
2016.....	6	2	0	.750
2017.....	4	4	0	.500
2018.....	5	3	0	.625
2019*.....	7	1	0	.875

*Includes International Series Game

60-YEAR TOTALS

	W	L	T	Pct.
Home Games	280	173	4	.617
Road Games	201	250	8	.447
Regular Season Totals	481	423	12	.532
Regular and Postseason Totals	494	442	12	.527

	W	L	T	Pct.
Playoff Games — Home	5	8	0	.385
Playoff Games — Road	6	10	0	.375
Super Bowls	2	1	0	.667
Postseason Totals	13	19	0	.406

CHIEFS VS. AFC WEST

Year	Den	Oak/L.A.	S.D./L.A.	Sea	Home	Road	Total
1970	1-1	0-1-1	1-1	—	2-0-1	0-3	2-3-1
1971	2-0	1-0-1	1-1	—	3-0	1-1-1	4-1-1
1972	2-0	1-1	1-1	—	2-1	2-1	4-2
1973	1-1	1-1	2-0	—	3-0	1-2	4-2
1974	1-1	0-2	1-1	—	0-3	2-1	2-4
1975	1-1	1-1	1-1	—	1-2	1-2	3-3
1976	0-2	0-2	1-1	—	0-3	*2-2	*2-5
1977	0-2	0-2	1-1	0-1	0-4	1-2	1-6
1978	0-2	0-2	1-1	0-2	1-3	0-4	1-7
1979	0-2	2-0	0-2	2-0	2-2	2-2	4-4
1980	2-0	1-1	0-2	1-1	1-3	3-1	4-4
1981	1-1	2-0	0-2	2-0	3-1	2-2	5-3
1982	1-0	0-1	1-0	0-0	1-1	1-0	2-1
1983	1-1	0-2	0-2	1-1	2-2	0-4	2-6
1984	1-1	0-2	2-0	1-1	3-1	1-3	4-4
1985	0-2	1-1	1-1	1-1	3-1	0-4	3-5
1986	1-1	1-1	2-0	1-1	3-1	2-2	5-3
1987	0-2	1-1	1-1	1-1	3-1	0-4	3-5
1988	1-1	0-2	0-2	1-1	2-2	0-4	2-6
1989	0-2	1-1	0-2	2-0	2-2	1-3	3-5
1990	1-1	2-0	2-0	0-2	3-1	2-2	5-3
1991	0-2	2-0	2-0	2-0	3-1	3-1	6-2
1992	1-1	1-1	2-0	2-0	4-0	2-2	6-2
1993	1-1	2-0	2-0	2-0	4-0	3-1	7-1
1994	1-1	2-0	0-2	1-1	2-2	2-2	4-4
1995	2-0	2-0	2-0	2-0	4-0	4-0	8-0
1996	1-1	1-1	0-2	2-0	3-1	1-3	4-4
1997	1-1	2-0	2-0	2-0	4-0	3-1	7-1
1998	0-2	2-0	1-1	1-1	3-1	1-3	4-4
1999	2-0	1-1	1-1	0-2	2-2	2-2	4-4
2000	2-0	0-2	1-1	2-0	3-1	2-2	5-3
2001	1-1	0-2	2-0	1-1	3-1	1-3	4-4
2002	0-2	1-1	1-1	—	2-1	0-3	2-4
2003	1-1	2-0	2-0	—	3-0	2-1	5-1
2004	1-1	2-0	0-2	—	2-1	1-2	3-3
2005	1-1	2-0	1-1	—	3-0	1-2	4-2
2006	1-1	2-0	1-1	—	3-0	1-2	4-2
2007	0-2	1-1	1-1	—	0-3	2-1	2-4
2008	1-1	1-1	0-2	—	1-2	1-2	2-4
2009	1-1	1-1	0-2	—	0-3	2-1	2-4
2010	1-1	0-2	1-1	—	2-1	0-3	2-4
2011	1-1	1-1	1-1	—	1-2	2-1	3-3
2012	0-2	0-2	0-2	—	0-3	0-3	0-6
2013	0-2	2-0	0-2	—	1-2	1-2	2-4
2014	0-2	1-1	2-0	—	2-1	1-2	3-3
2015	1-1	2-0	2-0	—	2-1	3-0	5-1
2016	2-0	2-0	2-0	—	3-0	3-0	6-0
2017	2-0	1-1	2-0	—	3-0	2-1	5-1
2018	2-0	2-0	1-1	—	2-1	3-0	5-1
2019	2-0	2-0	2-0	—	3-0	3-0	6-0

*Includes a win over Tampa Bay, who was an AFC West member in '76.

NOTE: Chart begins in 1970 when AFC West was formed with AFL-NFL merger. Includes only regular season contests.

CHIEFS VS. NFC

OVERALL RECORD

Year	W	L	T	Pct.
1970	0	2	1	.167
1971	2	1	0	.667
1972	2	1	0	.667
1973	1	1	1	.500
1974	1	2	0	.333
1975	2	1	0	.667
1976	1	1	0	.500
1977	1	1	0	.500
1978	0	2	0	.000
1979	0	2	0	.000
1980	2	0	0	1.000
1981	2	2	0	.500
1982	0	3	0	.000
1983	2	2	0	.500
1984	1	1	0	.500
1985	2	2	0	.500
1986	1	1	0	.500
1987	1	2	0	.333
1988	0	2	0	.000
1989	2	0	0	1.000
1990	4	0	0	1.000
1991	2	2	0	.500
1992	2	2	0	.500
1993	2	2	0	.500
1994	3	1	0	.750
1995	3	1	0	.750
1996	4	0	0	1.000
1997	4	0	0	1.000
1998	3	1	0	.750
1999	2	2	0	.500
2000	2	2	0	.500
2001	1	3	0	.250
2002	2	2	0	.500
2003	3	1	0	.750
2004	1	3	0	.250
2005	1	3	0	.250
2006	4	0	0	1.000
2007	1	3	0	.250
2008	0	4	0	.000
2009	1	3	0	.250
2010	4	0	0	1.000
2011	3	1	0	.750
2012	2	2	0	.500
2013	4	0	0	1.000
2014	2	2	0	.500
2015	1	3	0	.250
2016	3	1	0	.750
2017	2	2	0	.500
2018	2	2	0	.500
2019	3	1	0	.750
Totals	94	78	2	.546

HOME RECORD

Year	W	L	T	Pct.
1970	0	1	1	.250
1971	1	0	0	1.000
1972	0	1	0	.000
1973	1	1	0	.500
1974	0	2	0	.000
1975	1	1	0	.500
1976	0	1	0	.000
1977	1	0	0	1.000
1978	0	1	0	.000
1979	0	1	0	.000
1980	1	0	0	1.000
1981	1	1	0	.500
1982	0	1	0	.000
1983	2	0	0	1.000
1984	1	0	0	1.000
1985	1	1	0	.500
1986	1	0	0	1.000
1987	0	1	0	.000
1988	0	1	0	.000
1989	1	0	0	1.000
1990	2	0	0	1.000
1991	1	1	0	.500
1992	2	0	0	1.000
1993	1	1	0	.500
1994	1	1	0	.500
1995	2	0	0	1.000
1996	2	0	0	1.000
1997	2	0	0	1.000
1998	2	0	0	1.000
1999	2	0	0	1.000
2000	2	0	0	1.000
2001	0	2	0	.000
2002	2	0	0	1.000
2003	2	0	0	1.000
2004	1	1	0	.500
2005	1	1	0	.500
2006	2	0	0	1.000
2007	1	1	0	.500
2008	0	2	0	.000
2009	0	2	0	.000
2010	2	0	0	1.000
2011	2	0	0	1.000
2012	1	1	0	.500
2013	2	0	0	1.000
2014	2	0	0	1.000
2015*	1	1	0	.500
2016	1	1	0	.500
2017	2	0	0	1.000
2018	2	0	0	1.000
2019	1	1	0	.500
Totals	56	30	1	.645

ROAD RECORD

Year	W	L	T	Pct.
1970	0	1	0	.000
1971	1	1	0	.500
1972	2	0	0	1.000
1973	0	0	1	.500
1974	1	0	0	1.000
1975	1	0	0	1.000
1976	1	0	0	1.000
1977	0	1	0	.000
1978	0	1	0	.000
1979	0	1	0	.000
1980	1	0	0	1.000
1981	1	1	0	.500
1982	0	2	0	.000
1983	0	2	0	.000
1984	0	1	0	.000
1985	1	1	0	.500
1986	0	1	0	.000
1987	1	1	0	.500
1988	0	1	0	.000
1989	1	0	0	1.000
1990	2	0	0	1.000
1991	1	1	0	.500
1992	0	2	0	.000
1993	1	1	0	.500
1994	2	0	0	1.000
1995	1	1	0	.500
1996	2	0	0	1.000
1997	2	0	0	1.000
1998	1	1	0	.500
1999	0	2	0	.000
2000	0	2	0	.000
2001	1	1	0	.500
2002	0	2	0	.000
2003	1	1	0	.500
2004	0	2	0	.000
2005	0	2	0	.000
2006	2	0	0	1.000
2007	0	2	0	.000
2008	0	2	0	.000
2009	1	1	0	.500
2010	2	0	0	1.000
2011	1	1	0	.500
2012	1	1	0	.500
2013	2	0	0	1.000
2014	0	2	0	.000
2015	0	2	0	.000
2016	2	0	0	1.000
2017	0	2	0	.000
2018	0	2	0	.000
2019	2	0	0	1.000
Totals	38	48	1	.443

*Includes game in London

CHIEFS VS. THE NFL



ARIZONA CARDINALS

9-3-1 (.731)

Regular Season: 9-3-1

Postseason: 0-0

Home: 5-0-1

Away: 4-3-0

1970	11/22	KC	T	6-6	1995	10/1	ARZ	W	24-3	2010	11/21	KC	W	31-13
1974	12/1	STL	W	17-13	1998	11/29	KC	W	34-24	2014	12/7	ARZ	L	14-17
1980	11/23	STL	W	21-13	2001	10/21	ARZ	L	16-24	2018	11/11	KC	W	26-14
1983	10/2	KC	W	38-14	2002	12/1	KC	W	49-0	Total Points: KC 313 - ARZ 184				
1986	11/23	STL	L	14-23	2006	10/8	ARZ	W	23-20					

Longest KC winning streak:	3 (1974-83)	Longest KC losing streak:	1 (Three times)
Municipal Stadium:	0-0-1 (.500)	Busch Stadium:	2-1-0 (.667)
Arrowhead Stadium:	5-0-0 (1.000)	Sun Devil Stadium:	1-1-0 (.500)
		University of Phoenix Stadium:	1-1-0 (.500)

Cardinals home sites: Busch Stadium 1970-87; Sun Devil Stadium - Tempe, AZ 1988-2005; State Farm Stadium 2006-present, known as University of Phoenix Stadium 2006-17. Franchise in St. Louis prior to 1988 and was known as Phoenix Cardinals from 1988-92.



ATLANTA FALCONS

6-3-0 (.667)

Regular Season: 6-3-0

Postseason: 0-0

Home: 3-1-0

Away: 3-2-0

1972	12/17	ATL	W	17-14	2000	12/24	ATL	L	13-29	2016	12/4	ATL	W	29-28
1985	12/8	KC	W	38-10	2004	10/24	KC	W	56-10	Total Points: KC 235 - ATL 182				
1991	9/1	KC	W	14-3	2008	9/21	ATL	L	14-38					
1994	9/18	ATL	W	30-10	2012	9/9	KC	L	24-40					

Longest KC winning streak:	4 (1972-94)	Longest KC losing streak:	2 (2008-12)
Arrowhead Stadium:	3-1-0 (.750)	Atlanta Fulton County Stadium:	1-0-0 (1.000)
		Georgia Dome:	2-2-0 (.500)
		Mercedes-Benz Stadium:	0-0-0 (.000)

Falcons home sites: Atlanta Fulton County Stadium 1970-91; Georgia Dome 1992-16; Mercedes-Benz Stadium 2017-present.



BALTIMORE RAVENS

6-4-0 (.600)

Regular Season: 6-3-0

Postseason: 0-1

Home: 2-3-0

Away: 4-1-0

1999	10/21	BAL	W	35-8	2009	9/13	BAL	L	24-38	2018	12/9	KC	W	27-24
2003	9/28	BAL	W	17-10	2010	1/9	KC	L	7-30 a	2019	9/22	KC	W	33-28
2004	10/4	BAL	W	27-24	2012	10/7	KC	L	6-9	Total Points: KC 220 - BAL 205				
2006	12/10	KC	L	10-20	2015	12/20	BAL	W	34-14					

a - AFC Wild Card Game

Longest KC winning streak:	3 (twice; 1999-04, 2015-present)	Longest KC losing streak:	4 (2006-12)
Arrowhead Stadium:	2-3-0 (.400)	M&T Bank Stadium:	4-1-0 (.800)

Ravens home sites: Baltimore Memorial Stadium 1996-97; M&T Bank Stadium 1998-present, known as Stadium at Camden Yards 1998 and PSINet Stadium 1999-02.



BUFFALO BILLS
21-26-1 (.438)

Regular Season: 20-24-1
Postseason: 1-2

Home: 13-12-0
Away: 8-14-1

1960	11/6	BUF	W	45-28	1969	11/2	BUF	W	29-7	1997	9/14	KC	W	22-16
	12/18	DAL	W	24-7		12/7	KC	W	22-19	2000	11/19	KC	L	17-21
1961	10/15	BUF	L	24-27	1971	12/19	KC	W	22-9	2002	11/17	KC	W	17-16
	11/12	DAL	L	20-30	1973	10/29	BUF	L	14-23	2003	10/26	KC	W	38-5
1962	9/30	DAL	W	41-21	1976	10/3	BUF	L	17-50	2005	11/13	BUF	L	3-14
	12/2	BUF	L	14-23	1978	10/1	BUF	L	13-28	2008	11/23	KC	L	31-54
1963	9/22	BUF	T	27-27		12/3	KC	W	14-10	2009	12/13	KC	L	10-16
	10/13	KC	L	26-35	1982	9/12	BUF	L	9-14	2010	10/31	KC	W	13-10 OT
1964	9/13	BUF	L	17-34	1983	12/4	KC	L	9-14	2011	9/11	KC	L	7-41
	10/18	KC	L	22-35	1986	9/28	BUF	W	20-17	2012	9/16	BUF	L	17-35
1965	10/17	KC	L	7-23		11/30	KC	L	14-17	2013	11/3	BUF	W	23-13
	12/12	BUF	L	25-34	1991	10/7	KC	W	33-6	2014	11/9	BUF	W	17-13
1966	9/11	BUF	W	42-20		1/5/92	BUF	L	14-37 b	2015	11/29	KC	W	30-22
	10/2	KC	L	14-29	1993	11/28	KC	W	23-7	2017	11/26	KC	L	10-16
	1/1/67	BUF	W	31-7 a		1/23/94	BUF	L	13-30 c	Total Points: KC 960 - BUF 1,044				
1967	12/3	KC	W	23-13	1994	10/30	BUF	L	10-44					
1968	10/5	BUF	W	18-7	1996	12/22	BUF	L	9-20					

a - AFL Championship Game

b - AFC Divisional Playoff Game

c - AFC Championship Game

Longest KC winning streak:	6 (1966-71)	Longest KC losing streak:	5 (1963-65)
Cotton Bowl:	2-1-0 (.667)	War Memorial Stadium:	5-4-1 (.550)
Municipal Stadium:	3-4-0 (.429)	Ralph Wilson Stadium:	3-10-0 (.231)
Arrowhead Stadium:	8-6-0 (.571)	New Era Field:	0-0-0 (.000)

Bills home sites: War Memorial Stadium 1960-72;

New Era Field - Orchard Park, N.Y. 1973-present, known as Rich Stadium 1973-98 and Ralph Wilson Stadium 1998-15;
Rogers Centre - Toronto, Canada 2008-present (Bills Toronto Series).



CAROLINA PANTHERS
4-2-0 (.667)

Regular Season: 4-2-0
Postseason: 0-0

Home: 2-1-0
Away: 2-1-1

1997	9/21	CAR	W	35-14	2008	10/5	CAR	L	0-34	2016	11/13	CAR	W	20-17
2000	12/10	KC	W	15-14	2012	12/2	KC	W	27-21	Total Points: KC 114 - CAR 128				
2004	9/19	KC	L	17-28										

Longest KC winning streak:	2 (twice; 1997-00, 2012-present)	Longest KC losing streak:	2 (2004-08)
Arrowhead Stadium:	2-1-0 (.667)	Bank of America Stadium:	2-1-0 (.667)

Panthers home sites: Clemson Memorial Stadium - Clemson, SC 1995;
Bank of America Stadium 1996-present, known as Ericsson Stadium 1996-03.



CHICAGO BEARS
6-7-0 (.462)

Regular Season: 6-7-0
Postseason: 0-0

Home: 3-3-0
Away: 3-4-0

1973	11/12	KC	W	19-7	1993	11/21	KC	L	17-19	2011	12/4	CHI	W	10-3
1977	11/13	CHI	L	27-28	1996	11/17	KC	W	14-10	2015	10/11	KC	L	17-18
1981	11/8	KC	L	13-16 OT	1999	9/12	CHI	L	17-20	2019	12/22	CHI	W	26-3
1987	11/1	CHI	L	28-31	2003	12/28	KC	W	31-3	Total Points: KC 250 - CHI 188				
1990	12/29	CHI	W	21-10	2007	9/16	CHI	L	10-20					

Longest KC winning streak:	1 (6 times, last 2019)	Longest KC losing streak:	3 (1977-87)
Arrowhead Stadium:	3-3-0 (.500)	Soldier Field:	3-4-0 (.429)

Bears home sites: Wrigley Field 1970; Soldier Field 1971-01, 2003-present;
University of Illinois Memorial Stadium - Champaign, IL 2002.

**CINCINNATI BENGALS****14-15-0 (.483)****Regular Season: 14-15-0
Postseason: 0-0****Home: 9-7-0
Away: 5-8-0**

1968	10/13	KC	W	13-3	1979	10/7	CIN	W	10-7	2006	9/10	KC	L	10-23
	11/10	CIN	W	16-9	1980	11/30	KC	L	6-20	2007	10/14	KC	W	27-20
1969	9/28	CIN	L	19-24	1983	11/13	KC	W	20-15	2008	12/28	CIN	L	6-16
	10/26	KC	W	42-22	1984	9/9	CIN	W	27-22	2009	12/27	CIN	L	10-17
1970	10/18	CIN	W	27-19	1986	9/7	KC	W	24-14	2012	11/18	KC	L	6-28
1972	10/15	KC	L	16-23	1987	12/6	CIN	L	27-30 OT	2015	10/4	CIN	L	21-36
1973	10/21	CIN	L	6-14	1988	11/13	KC	W	31-28	2018	10/21	KC	W	45-10
1974	11/24	CIN	L	6-33	1989	10/1	KC	L	17-21	Total Points: KC 560 - CIN 573				
1976	11/21	KC	L	24-27	1993	10/10	KC	W	17-15					
1977	12/4	KC	L	7-27	2003	11/16	CIN	L	19-24					
1978	9/3	CIN	W	24-23	2005	1/1/06	KC	W	37-3					

Longest KC winning streak: 3 (1983-86) **Longest KC losing streak:** 5 (1972-77)
Municipal Stadium: 2-0-0 (1.000) **Nippert Stadium:** 1-1-0 (.500)
Arrowhead Stadium: 7-7-0 (.500) **Cinergy Field:** 4-3-0 (.571)
Paul Brown Stadium: 0-4-0 (.000)

Bengals home sites: Nippert Stadium 1968-69; Cinergy Field 1970-99, known as Riverfront Stadium 1970-95; Paul Brown Stadium 2000-present.

**CLEVELAND BROWNS****13-11-2 (.538)****Regular Season: 13-11-2
Postseason: 0-0****Home: 9-3-1
Away: 4-8-1**

1971	11/14	KC	W	13-7	1986	10/12	CLE	L	7-20	2009	12/20	KC	L	34-41
1972	10/8	CLE	W	31-7	1988	9/4	KC	L	3-6	2010	9/19	CLE	W	16-14
1973	12/2	KC	T	20-20	1989	11/19	CLE	T	10-10 OT	2012	12/9	CLE	L	7-30
1975	12/14	CLE	L	14-40	1990	9/30	KC	W	34-0	2013	10/27	KC	W	23-17
1976	12/12	KC	W	39-14	1991	11/24	CLE	L	15-20	2015	12/27	KC	W	17-13
1977	10/30	CLE	L	7-44	1994	11/20	KC	W	20-13	2018	11/4	CLE	W	37-21
1978	10/22	KC	W	17-3	1995	9/24	CLE	L	17-35	Total Points: KC 537 - CLE 518				
1979	9/9	KC	L	24-27	2002	9/8	CLE	W	40-39					
1980	9/21	CLE	L	13-20	2003	11/9	KC	W	41-20					
1984	9/30	KC	W	10-6	2006	12/3	CLE	L	28-31 OT					

Longest KC winning streak: 3 (2013-present) **Longest KC losing streak:** 2 (Three times)
Municipal Stadium: 1-0-0 (1.000) **Municipal Stadium:** 1-6-1 (.188)
Arrowhead Stadium: 8-3-1 (.708) **Cleveland Browns Stadium:** 3-2-0 (.600)

Browns home sites: Municipal Stadium 1970-95; FirstEnergy Stadium 1999-present, known as Cleveland Browns Stadium 1999-2012.

**DALLAS COWBOYS****4-7-0 (.364)****Regular Season: 4-7-0
Postseason: 0-0****Home: 3-2-0
Away: 1-5-0**

1970	10/25	KC	L	16-27	1995	11/23	DAL	L	12-24	2017	11/5	DAL	L	17-28
1975	11/10	DAL	W	34-31	1998	12/13	KC	W	20-17	Total Points: KC 231 - DAL 286				
1983	11/20	DAL	L	21-41	2005	12/11	DAL	L	28-31					
1989	10/22	KC	W	36-28	2009	10/11	KC	L	20-26 OT					
1992	10/18	DAL	L	10-17	2013	9/15	KC	W	17-16					

Longest KC winning streak: 1 (Four times) **Longest KC losing streak:** 2 (Twice)
Municipal Stadium: 0-1-0 (.000) **Texas Stadium:** 1-4-0 (.200)
Arrowhead Stadium: 3-1-0 (.750) **AT&T Stadium:** 0-1-0 (.000)

Cowboys home sites: Cotton Bowl 1970; Texas Stadium - Irving, TX 1971-08; AT&T Stadium - Arlington, TX 2009-present, known as Cowboys Stadium 2009-12.



DENVER BRONCOS
65-55-0 (.542)

Regular Season: 65-54-0
Postseason: 0-1

Home: 40-20-0
Away: 25-35-0

1960	10/30	DEN	W	17-14	1981	10/18	KC	W	28-14	2002	10/20	KC	L	34-37OT
	11/13	DAL	W	34-7		12/6	DEN	L	13-16		12/15	DEN	L	24-31
1961	10/8	DEN	W	19-12	1982	12/19	DEN	W	37-16	2003	10/5	KC	W	24-23
	12/10	DAL	W	49-21	1983	10/30	DEN	L	24-27		12/7	DEN	L	27-45
1962	11/18	DEN	W	24-3		12/18	KC	W	48-17	2004	9/12	DEN	L	24-34
	12/9	DAL	W	17-10	1984	9/23	DEN	L	0-21		12/19	KC	W	45-17
1963	9/7	DEN	W	59-7 ^a		12/2	KC	W	16-13	2005	9/26	DEN	L	10-30
	12/8	KC	W	52-21	1985	10/27	KC	L	10-30		12/4	KC	W	31-27
1964	10/11	DEN	L	27-33		12/14	DEN	L	13-14	2006	9/17	DEN	L	6-9OT
	11/1	KC	W	49-39	1986	11/16	DEN	L	17-38		11/23	KC	W	19-10
1965	10/10	DEN	W	31-23		12/7	KC	W	37-10	2007	11/10	KC	L	11-27
	12/19	KC	W	45-35	1987	10/18	KC	L	17-26 ^b		12/9	DEN	L	7-41
1966	10/8	KC	W	37-10		12/19	DEN	L	17-20	2008	9/28	KC	W	33-19
	10/23	DEN	W	56-10	1988	9/18	KC	W	20-13		12/7	DEN	L	17-24
1967	10/29	KC	W	52-9		11/6	DEN	L	11-17	2009	12/6	KC	L	13-44
	12/17	DEN	W	38-24	1989	9/10	DEN	L	20-34		1/3/10	DEN	W	44-24
1968	9/22	KC	W	34-2		11/12	KC	L	13-16	2010	11/14	DEN	L	29-49
	12/14	DEN	W	30-7	1990	9/17	DEN	L	23-24		12/5	KC	W	10-6
1969	10/5	DEN	W	26-13		12/9	KC	W	31-20	2011	11/13	KC	L	10-17
	11/27	KC	W	31-17	1991	10/20	DEN	L	16-19		1/1/12	DEN	W	7-3
1970	10/4	DEN	L	13-26		11/17	KC	L	20-24	2012	11/25	KC	L	9-17
	12/6	KC	W	16-0	1992	10/4	DEN	L	19-20		12/30	DEN	L	3-38
1971	10/3	DEN	W	16-3		12/27	KC	W	42-20	2013	11/17	DEN	L	17-27
	11/21	KC	W	28-10	1993	9/20	KC	W	15-7		12/1	KC	L	28-35
1972	10/1	DEN	W	45-24		12/12	DEN	L	21-27	2014	9/14	DEN	L	17-24
	12/3	KC	W	24-21	1994	10/17	DEN	W	31-28		11/30	KC	L	16-29
1973	10/7	KC	W	16-14		12/4	KC	L	17-20OT	2015	9/17	KC	L	24-31
	11/25	DEN	L	10-14	1995	10/22	DEN	W	21-7		11/15	DEN	W	29-13
1974	10/6	KC	L	14-17		12/17	KC	W	20-17	2016	11/27	DEN	W	30-27OT
	11/18	DEN	W	42-34	1996	9/27	KC	W	17-14		12/25	KC	W	33-10
1975	9/21	DEN	L	33-37		10/27	DEN	L	7-34	2017	10/30	KC	W	29-19
	10/26	KC	W	26-13	1997	8/31	DEN	L	3-19		12/31	KC	W	27-24
1976	10/24	KC	L	26-35		11/16	KC	W	24-22	2018	10/1	DEN	W	27-23
	12/5	DEN	L	16-17		11/4/98	KC	L	10-14^c		10/28	KC	W	30-23
1977	10/9	DEN	L	7-23	1998	11/16	KC	L	7-30	2019	10/17	DEN	W	30-6
	11/20	KC	L	7-14		12/6	DEN	L	31-35		12/15	KC	W	23-3
1978	9/24	KC	L	17-23OT	1999	9/19	KC	W	26-10	Total Points: KC 2,783 - DEN 2,442				
	12/10	DEN	L	3-24		12/5	DEN	W	16-10					
1979	10/14	KC	L	10-24	2000	9/24	DEN	W	23-22					
	10/28	DEN	L	3-20		12/17	KC	W	20-7					
1980	10/19	DEN	W	23-17	2001	10/7	DEN	L	6-20					
	12/7	KC	W	31-14		12/16	KC	W	26-23OT					

a - University of Denver Stadium

b - Replacement Game

c - AFC Divisional Playoff Game

Longest KC winning streak: 11 (1964-69)
KC Season Sweeps: 19 (Last: 2019)
Cotton Bowl: 3-0-0 (1.000)
Municipal Stadium: 9-0-0 (1.000)
Arrowhead Stadium: 28-20-0 (.596)

Longest KC losing streak: 8 (1976-79)
DEN Season Sweeps: 14 (Last: 2014)
Mile High Stadium: 17-23-0 (.425)
University of Denver Stadium: 1-0-0 (1.000)
INVESCO Field: 1-9-0 (.100)
Sports Authority Field: 4-3-0 (.571)
Broncos Stadium: 1-0-0 (1.000)
Empower Field: 1-0-0 (1.000)

Broncos home sites: Mile High Stadium 1960-00, known as Bears Stadium 1960-67; University of Denver Stadium 1962-68; Empower Field at Mile High 2001-present, known as INVESCO Field at Mile High 2001-2010; Sports Authority Field at Mile High 2011-17 and Broncos Stadium at Mile High 2018.

**DETROIT LIONS****9-5-0 (.643)****Regular Season: 9-5-0
Postseason: 0-0****Home: 6-1-0
Away: 3-4-0**

1971	11/25	DET	L	21-32	1990	10/14	KC	W	43-24	2015	11/1	LON	W	45-10
1975	11/23	KC	W	24-21 OT	1996	11/28	DET	W	28-24	2019	9/29	DET	W	34-30
1980	10/26	KC	W	20-17	1999	9/26	KC	W	31-21	Total Points: KC 357 - DET 323				
1981	11/26	DET	L	10-27	2003	12/14	KC	W	45-17					
1987	11/26	DET	W	27-20	2007	12/23	DET	L	20-25					
1988	10/23	KC	L	6-7	2011	9/18	DET	L	3-48					

Longest KC winning streak:	4 (1990-03)	Longest KC losing streak:	2 (2007-11)
Arrowhead Stadium:	5-1-0 (.833)	Tiger Stadium:	0-1-0 (.000)
Wembley Stadium:	1-0-0 (1.000)	Pontiac Silverdome:	2-1-0 (.667)
		Ford Field:	1-2-0 (.333)

Lions home sites: Tiger Stadium 1970-74; Pontiac Silverdome - Pontiac, MI 1975-01; Ford Field 2002-present.**GREEN BAY PACKERS****7-5-1 (.577)****Regular Season: 7-4-1
Postseason: 0-1****Home: 4-3-0
Away: 3-1-1
Neutral: 0-1**

1966	1/15/67	LA	L	10-35 a	1990	9/23	GB	W	17-3	2011	12/18	KC	W	19-14
1973	10/14	MIL	T	10-10 b	1993	11/8	KC	W	23-16	2015	9/28	GB	L	28-38
1977	11/6	KC	W	20-10	1996	11/10	KC	W	27-20	2019	10/27	KC	L	24-31
1987	11/22	KC	L	3-23	2003	10/12	GB	W	40-34 OT	Total Points: KC 264 - GB 270				
1989	12/10	GB	W	21-3	2007	11/4	KC	L	22-33					

a - Super Bowl I (Memorial Coliseum - Los Angeles, CA)

b - Milwaukee County Stadium (Milwaukee, WI)

Longest KC winning streak:	5 (1989-03)	Longest KC losing streak:	2 (2015-present)
Arrowhead Stadium:	4-3-0 (.571)	Lambeau Field:	3-1-0 (.750)
		Milwaukee County Stadium:	0-0-1 (.500)

Packers home site: Lambeau Field 1970-present; played home games part-time at Milwaukee County Stadium from 1970-1994.**HOUSTON TEXANS****7-5-0 (.583)****Regular Season: 5-5-0
Postseason: 2-0****Home: 2-2-0
Away: 5-3-0**


2003	9/21	HOU	W	42-14	2013	10/20	KC	W	17-16	2019	10/13	KC	L	24-31
2004	9/26	KC	L	21-24	2015	9/13	HOU	W	27-20	Total Points: KC 303 - HOU 227				
2005	11/20	HOU	W	45-17		1/9/16	HOU	W	30-0 a					
2007	9/9	HOU	L	3-20	2016	9/18	HOU	L	12-19		1/12/20	KC	W	51-31 b
2010	10/17	HOU	L	31-35	2017	10/8	HOU	W	42-34					

a - AFC Wild Card Playoff Game

b - AFC Divisional Playoff Game

Longest KC winning streak:	3 (2013-15)	Longest KC losing streak:	2 (2007-10)
Arrowhead Stadium:	2-2-0 (.500)	NRG Stadium:	5-3-0 (.625)

Texans home site: NRG Stadium 2002-present, known as Reliant Stadium 2002-2013.

 INDIANAPOLIS COLTS										Regular Season: 9-13-0					Home: 5-10-0																																																																																																																												
10-17-0 (.370)										Postseason: 1-4					Away: 5-7-0																																																																																																																												
1970	9/28	BAL	W	44-24	1995	1/7/96	KC	L	7-10	a	2011	10/9	IND	W	28-24	1996	12/15	KC	L	19-24	2012	12/23	KC	L	13-20	1999	11/7	IND	L	17-25	2013	12/22	KC	L	7-23	2000	9/3	KC	L	14-27		1/4/14	IND	L	44-45	b	2001	10/25	KC	L	28-35	2016	10/30	IND	W	30-14	2003	1/11/04	KC	L	31-38	a	2018	1/2/19	KC	W	31-13	a	1972	12/10	KC	W	24-10	2004	10/31	KC	W	45-35	2019	10/6	KC	L	13-19	1975	11/30	BAL	L	14-28	2006	1/6/07	IND	L	8-23	b	Total Points: KC 567 - IND 582					1977	10/16	KC	L	6-17	2007	11/18	IND	L	10-13	1979	9/2	KC	W	14-0	2010	10/10	IND	L	9-19	1980	11/2	KC	L	24-31	1985	11/24	KC	W	20-7	1980	12/21	BAL	W	38-28	1990	10/7	IND	L	19-23


a - AFC Divisional Playoff Game

b - AFC Wild Card Playoff Game

Longest KC winning streak: 2 (Four times)
Municipal Stadium: 1-0-0 (.1000)
Arrowhead Stadium: 4-10-0 (.286)

Longest KC losing streak: 7 (1990-03)
Baltimore Memorial Stadium: 3-1-0 (.750)
RCA Dome: 0-4-0 (.000)
Lucas Oil Stadium: 2-2-0 (.500)


Colts home sites: Baltimore Memorial Stadium 1970-83; RCA Dome 1984-07, known as Hoosier Dome 1984-93; Lucas Oil Stadium 2008-present.
 Franchise in Baltimore prior to 1984.

 JACKSONVILLE JAGUARS										Regular Season: 7-6-0					Home: 4-2-0																																																						
7-6-0 (.538)										Postseason: 0-0					Away: 3-4-0																																																						
1997	11/9	JAX	L	10-24	2006	12/31	KC	W	35-30	2016	11/6	KC	W	19-14	1998	9/13	JAX	L	16-21	2007	10/7	KC	L	7-17	2018	10/7	KC	W	30-14	2001	12/30	JAX	W	30-26	2009	11/8	JAX	L	21-24	2019	9/8	JAX	W	40-26	2002	9/15	KC	L	16-23	2010	10/24	KC	W	42-20	2004	10/17	JAX	L	16-22	2013	9/8	JAX	W	28-2	Total Points: KC 310 - JAX 263				

Longest KC winning streak: 5 (2010-present)
Arrowhead Stadium: 4-2-0 (.667)

Longest KC losing streak: 2 (Three times)
Jacksonville Municipal Stadium: 1-4-0 (.200)
EverBank Field: 1-0-0 (1.000)
TIAA Bank Field: 1-0-0 (1.000)

Jaguars home site: TIAA Bank Field 1995-present, known as Jacksonville Municipal Stadium 1995-96, 2007-09, ALLTEL Stadium 1997-06, EverBank Field 2010-18.

 MIAMI DOLPHINS										Regular Season: 14-13-0					Home: 7-5-0																																																																																																																																														
14-16-0 (.467)										Postseason: 0-3					Away: 7-11-0																																																																																																																																														
1966	11/13	KC	W	34-16	1983	9/25	MIA	L	6-14	1997	10/5	MIA	L	14-17	1967	12/11	MIA	W	19-18	1985	9/22	MIA	L	0-31	2002	9/29	KC	W	48-30	1967	9/24	MIA	W	24-0	1987	10/11	MIA	L	0-42	b	2005	10/21	MIA	W	30-20	1968	10/8	KC	W	41-0	1989	12/3	KC	W	26-21	2006	11/12	MIA	L	10-13	1968	9/28	MIA	W	48-3	1990	12/24	MIA	W	27-24	2008	12/21	KC	L	31-38	1969	10/19	KC	W	17-10	1990	1/5/91	MIA	L	16-17	c	2011	11/6	KC	L	3-31	1971	12/25	KC	L	24-27	20Ta	1991	10/13	KC	W	42-7	2014	9/21	MIA	W	34-15	1972	9/17	KC	L	10-20	1993	10/31	MIA	L	10-30	2017	12/24	KC	W	29-13	1974	10/20	MIA	L	3-9	1994	12/12	MIA	L	28-45	Total Points: KC 595 - MIA 572					1976	10/17	MIA	W	20-17 OT	12/31	MIA	L	17-27	c	1981	12/13	KC	L	7-17	1995	12/11	MIA	L	6-13

a - AFC Divisional Playoff Game


b - Replacement Game

c - AFC Wild Card Playoff Game

Longest KC winning streak: 6 (1966-69)
Municipal Stadium: 3-1-0 (.750)
Arrowhead Stadium: 4-4-0 (.500)

Longest KC losing streak: 5 (1993-97)
Orange Bowl: 4-4-0 (.500)
Hard Rock Stadium: 3-7-0 (.300)

Dolphins home sites: Orange Bowl 1966-86; Hard Rock Stadium 1987-present, known as Joe Robbie Stadium 1987-96, Pro Player Stadium 1997-04, Dolphins Stadium 2005, Dolphin Stadium 2006-08, Land Shark Stadium 2009 and Sun Life Stadium 2010-15.

 MINNESOTA VIKINGS 8-5-0 (.615)					Regular Season: 7-5-0 Postseason: 1-0					Home: 5-1-0 Away: 2-4-0		Neutral: 1-0		
1969	1/11/70	NO	W	23-7 a	1993	12/26	MIN	L	10-30	2011	10/2	KC	W	22-17
1970	9/20	MIN	L	10-27	1996	11/3	MIN	W	21-6	2015	10/18	MIN	L	10-16
1974	12/14	KC	L	15-35	1999	12/12	KC	W	31-28	2019	11/3	KC	W	26-23
1981	12/20	MIN	W	10-6	2003	12/20	MIN	L	20-45	Total Points: KC 235 - MIN 271				
1990	9/9	KC	W	24-21	2007	9/23	KC	W	13-10					

a - Super Bowl IV (Tulane Stadium - New Orleans, LA)

Longest KC winning streak: 2 (Three times)
Arrowhead Stadium: 5-1-0 (.833)

Longest KC losing streak: 2 (1970-74)
Metropolitan Stadium: 1-1-0 (.500)
H.H.H. Metrodome: 1-2-0 (.333)
TCF Bank Stadium: 0-1-0 (.000)
U.S. Bank Stadium: 0-0-0 (.000)

Vikings home sites: Metropolitan Stadium - Bloomington, MN 1970-81; Mall of America Field at Hubert H. Humphrey Metrodome 1982-2013, known as Hubert H. Humphrey Metrodome 1982-09; TCF Bank Stadium 2014-15; U.S. Bank Stadium 2016-present.

 NEW ENGLAND PATRIOTS 19-16-3 (.539)					Regular Season: 19-14-3 Postseason: 0-2					Home: 11-4-1 Away: 8-12-2	
---------------------------------------------------------------------------------------------------------------------------------	--	--	--	--	----------------------------------------------------------	--	--	--	--	--------------------------------------------	--

1960	11/18	BOS	L	14-42	1967	11/12	BOS	W	33-10	2004	11/22	KC	L	19-27
	12/11	DAL	W	34-0	1968	11/17	KC	W	31-17	2005	11/27	KC	W	26-16
1961	10/29	DAL	L	17-18	1969	9/21	BOS	W	31-0	2008	9/7	NE	L	10-17
	11/3	BOS	L	21-28	1970	10/11	KC	W	23-10	2011	11/21	NE	L	3-34
1962	9/8	DAL	W	42-28	1973	9/23	NE	W	10-7	2014	9/29	KC	W	41-14
	10/12	BOS	W	27-7	1977	9/18	NE	L	17-21		1/16/16	NE	L	20-27 a
1963	11/17	BOS	T	24-24	1981	10/4	NE	L	17-33	2017	9/7	NE	W	42-27
	12/14	KC	W	35-3	1990	12/2	NE	W	37-7	2018	10/14	NE	L	27-42
1964	10/23	BOS	L	7-24	1992	12/13	KC	W	27-20		1/20/19	KC	L	31-37 b
	12/6	KC	L	24-31	1995	10/15	KC	W	31-26	2019	12/8	NE	W	23-16
1965	10/3	KC	W	27-17	1998	10/11	NE	L	10-40	Total Points: KC 952 - NE 817				
	11/21	BOS	T	10-10	1999	10/10	KC	W	16-14					
1966	9/25	BOS	W	43-24	2000	12/4	NE	L	24-30					
	11/20	KC	T	27-27	2002	9/22	NE	L	38-41 OT					

a - AFC Divisional Playoff Game

b - AFC Championship Game

Longest KC winning streak: 5 (1967-73)
Cotton Bowl: 2-1-0 (.667)
Municipal Stadium: 4-1-1 (.750)
Arrowhead Stadium: 5-2-0 (.714)

Longest KC losing streak: 3 (2000-04)
Boston University Field: 1-2-0 (.333)
Fenway Park: 2-1-2 (.600)
B.C. Alumni Stadium: 1-0-0 (1.000)
Foxboro Stadium: 2-4-0 (.333)
Gillette Stadium: 2-4-0 (.333)

Patriots home sites: Boston University Field 1960-62; Fenway Park 1963-68; Boston College Alumni Stadium 1969; Harvard Stadium 1970; Foxboro Stadium - Foxboro, MA 1971-01, known as Schaefer Stadium 1971-82 and Sullivan Stadium 1983-89; Gillette Stadium 2002-present. Franchise known as the Boston Patriots prior to 1971.

 NEW ORLEANS SAINTS 6-5-0 (.545)					Regular Season: 6-5-0 Postseason: 0-0					Home: 2-3-0 Away: 4-2-0	
-------------------------------------------------------------------------------------------------------------------------------	--	--	--	--	--------------------------------------------------------	--	--	--	--	------------------------------------------	--

1972	9/25	NO	W	20-17	1994	9/4	NO	W	30-17	2016	10/23	KC	W	27-21
1976	9/26	KC	L	17-27	1997	12/21	KC	W	25-13	Total Points: KC 260 - NO 247				
1982	11/21	NO	L	17-27	2004	11/14	NO	L	20-27					
1985	9/8	NO	W	47-27	2008	11/16	KC	L	20-30					
1991	9/8	KC	L	10-17	2012	9/23	NO	W	27-24 OT					

Longest KC winning streak: 2 (1994-97, 2012-present)
Arrowhead Stadium: 2-3-0 (.400)

Longest KC losing streak: 2 (Twice)
Tulane Stadium: 1-0-0 (1.000)
Louisiana Superdome: 2-2-0 (.500)
Mercedes-Benz Superdome: 1-0-0 (1.000)

Saints home sites: Tulane Stadium 1970-74; Mercedes-Benz Superdome 1975-present, known as Louisiana Superdome 1975-2011; Tiger Stadium (Baton Rouge, Louisiana) 2005 and Alamodome (San Antonio, Texas) 2005.



NEW YORK GIANTS
3-11-0 (.214)

Regular Season: 3-11-0
Postseason: 0-0

Home: 3-4-0
Away: 0-7-0

1974	11/3	KC	L	27-33	1992	12/19	NYG	L	21-35	2013	9/29	KC	W	31-7
1978	9/7	NYG	L	10-26	1995	9/10	KC	W	20-17 OT	2017	11/19	NYG	L	9-12
1979	10/21	KC	L	17-21	1998	12/20	NYG	L	7-28	Total Points: KC 255 - NYG 319				
1983	10/16	KC	W	38-17	2001	9/23	KC	L	3-13					
1984	11/25	NYG	L	27-28	2005	12/17	NYG	L	17-27					
1988	12/11	NYG	L	12-28	2009	10/4	KC	L	16-27					

Longest KC winning streak: 1 (Twice) **Longest KC losing streak:** 4 (1998-09)
Arrowhead Stadium: 3-4-0 (.429) **Giants Stadium:** 0-6-0 (.000)
MetLife Stadium: 0-1-0 (.000)

Giants home sites: Yankee Stadium 1970-73; Yale Bowl, New Haven, CT 1973-74; Shea Stadium 1975; Giants Stadium - East Rutherford, NJ 1976-2009; MetLife Stadium 2010-Present, known as New Meadowlands Stadium 2010.



NEW YORK JETS
19-19-1 (.500)

Regular Season: 18-18-1
Postseason: 1-1

Home: 11-7-0
Away: 8-12-1

1960	10/2	KC	L	35-37	1968	9/15	KC	L	19-20	2001	11/11	NYJ	L	7-27
	11/24	NYT	L	35-41	1969	11/16	NYJ	W	34-16	2002	10/6	NYJ	W	29-25
1961	12/3	NYT	L	7-28		12/20	NYJ	W	13-6 a	2005	9/11	KC	W	27-7
	12/17	KC	W	35-24	1971	11/7	NYJ	L	10-13	2007	12/30	NYJ	L	10-13 OT
1962	10/21	KC	W	20-17	1974	9/15	KC	W	24-16	2008	10/26	NYJ	L	24-28
	11/11	NYT	W	52-31	1975	9/28	KC	L	24-30	2011	12/11	NYJ	L	10-37
1963	12/1	NYJ	L	0-17	1982	1/2/83	KC	W	37-13	2014	11/2	KC	W	24-10
	12/22	KC	W	48-0	1984	10/7	KC	L	16-17	2016	9/25	KC	W	24-3
1964	11/29	NYJ	L	14-27		10/21	NYJ	L	7-28	2017	12/3	NYJ	L	38-31
	12/20	KC	W	24-7	1986	12/28	NYJ	L	15-35 b	Total Points: KC 885 - NYJ 770				
1965	9/18	NYJ	W	14-10	1987	11/15	KC	L	9-16					
	11/7	KC	L	10-13	1988	10/2	NYJ	T	17-17 OT					
1966	11/27	NYJ	W	32-24		12/4	KC	W	38-34					
1967	11/5	KC	W	42-18	1992	11/29	NYJ	W	23-7					
	12/10	NYJ	W	21-7	1998	11/1	KC	L	17-20					

a - AFC Divisional Playoff Game

b - AFC Wild Card Playoff Game

Longest KC winning streak: 3 (Twice, last 1966-67) **Longest KC losing streak:** 4 (1984-87)
Cotton Bowl: 2-1-0 (.667) **Polo Grounds:** 1-3-0 (.250)
Municipal Stadium: 3-2-0 (.600) **Shea Stadium:** 5-2-0 (.714)
Arrowhead Stadium: 6-4-0 (.600) **Giants Stadium:** 2-5-1 (.313)
MetLife Stadium: 0-2-0 (.000)

Jets home sites: Polo Grounds 1960-63; Shea Stadium 1964-83; Giants Stadium - East Rutherford, NJ 1984-2009; MetLife Stadium 2010-Present, known as New Meadowlands Stadium 2010. Franchise known as the New York Titans prior to 1963.

**LAS VEGAS RAIDERS****67-53-2 (.557)****Regular Season: 65-52-2
Postseason: 2-1****Home: 36-24-1
Away: 31-29-1**

1960	9/16	OAK	W	34-16	1980	9/7	KC	L	14-27	2001	9/9	KC	L	24-27
	10/9	KC	L	19-20		10/5	OAK	W	31-17		12/9	OAK	L	26-28
1961	9/24	OAK	W	42-35	1981	10/11	KC	W	27-0	2002	10/17	KC	W	20-10
	11/26	KC	W	43-11		10/25	OAK	W	28-17		12/28	OAK	L	0-24
1962	9/23	OAK	W	26-16	1982	12/12	KC	L	16-21	2003	10/20	OAK	W	17-10
	11/25	KC	W	35-7	1983	10/9	LA	L	20-21		11/23	KC	W	27-24
1963	11/3	OAK	L	7-10		11/6	KC	L	20-28	2004	12/5	OAK	W	34-27
	11/8	KC	L	7-22	1984	9/16	KC	L	20-22		12/25	KC	W	31-30
1964	9/27	OAK	W	21-9		11/18	LA	L	7-17	2005	9/18	OAK	W	23-17
	11/8	KC	W	42-7	1985	9/12	KC	W	36-20		11/6	KC	W	27-23
1965	9/12	OAK	L	10-37		10/6	LA	L	10-19	2006	11/19	KC	W	17-13
	10/31	KC	W	14-7	1986	10/5	KC	L	17-24		12/23	OAK	W	20-9
1966	9/18	OAK	W	32-10		12/14	LA	W	20-17	2007	10/21	OAK	W	12-10
	10/16	KC	L	13-34	1987	10/4	LA	L	17-35 c		11/25	KC	L	17-20
1967	10/1	OAK	L	21-23		12/13	KC	W	16-10	2008	9/14	KC	L	8-23
	11/23	KC	L	22-44	1988	10/16	KC	L	17-27		11/30	OAK	W	20-13
1968	10/20	KC	W	24-10		10/30	LA	L	10-17	2009	9/20	KC	L	10-13
	11/3	OAK	L	21-38	1989	9/17	KC	W	24-19		11/15	OAK	W	16-10
	12/22	OAK	L	6-41 a		10/15	LA	L	14-20	2010	11/7	OAK	L	20-23 OT
1969	11/23	KC	L	24-27	1990	11/4	KC	W	9-7		1/2/11	KC	L	10-31
	12/13	OAK	L	6-10		11/25	LA	W	27-24	2011	10/23	OAK	W	28-0
	1/4/70	OAK	W	17-7 b	1991	10/28	KC	W	24-21		12/24	KC	L	13-16 OT
1970	11/1	KC	T	17-17		12/22	LA	W	27-21	2012	10/28	KC	L	16-26
	12/12	OAK	L	6-20		12/28	KC	W	10-6 d		12/26	OAK	L	0-15
1971	10/31	OAK	T	20-20	1992	9/28	KC	W	27-7	2013	10/13	KC	W	24-7
	12/12	KC	W	16-14		12/6	LA	L	7-28		12/15	OAK	W	56-31
1972	11/5	KC	W	27-14	1993	10/3	KC	W	24-9	2014	11/20	OAK	L	20-24
	11/26	OAK	L	3-26		11/14	LA	W	31-20		12/14	KC	W	31-13
1973	9/30	KC	W	16-3	1994	11/6	KC	W	13-3	2015	12/6	OAK	W	34-20
	12/8	OAK	L	7-37		12/24	LA	W	19-9		1/3/16	KC	W	23-17
1974	9/22	OAK	L	7-27	1995	9/17	KC	W	23-17 OT	2016	10/16	OAK	W	26-10
	12/8	KC	L	6-7		12/3	OAK	W	29-23		12/8	KC	W	21-13
1975	10/12	KC	W	42-10	1996	9/8	KC	W	19-3	2017	10/19	OAK	L	30-31
	12/21	OAK	L	20-28		12/9	OAK	L	7-26		12/10	KC	W	26-15
1976	9/20	KC	L	21-24	1997	9/8	OAK	W	28-27	2018	12/2	OAK	W	40-22
	11/14	OAK	L	10-21		12/7	KC	W	30-0		12/30	KC	W	35-3
1977	10/3	KC	L	28-37	1998	9/6	KC	W	28-8	2019	9/15	OAK	W	28-10
	12/18	OAK	L	20-21		12/26	OAK	W	31-24		12/1	KC	W	40-9
1978	10/15	OAK	L	6-28	1999	11/28	OAK	W	37-34					
	11/5	KC	L	10-20		1/2/00	KC	L	38-41 OT					
1979	9/23	KC	W	35-7	2000	10/15	KC	L	17-20					
	11/18	OAK	W	24-21		11/5	OAK	L	31-49					

Total Points: KC 2,597 - OAK 2,326a - AFL Divisional Playoff Game
d - AFC Wild Card Playoff Game

b - AFL Championship Game

c - Replacement Game

Longest KC winning streak: 9 (2003-07)
KC Season Sweeps: 21 (Last: 2019)
Cotton Bowl: 2-1-0 (.667)
Municipal Stadium: 4-4-1 (.500)
Arrowhead Stadium: 29-19-0 (.604)

Longest KC losing streak: 7 (1975-78)
OAK Season Sweeps: 14 (Last: 2012)
Kezar Stadium: 1-0-0 (1.000)
Candlestick Park: 1-0-0 (1.000)
Frank Youell: 2-2-0 (.500)
L.A. Memorial Coliseum: 6-7-0 (.462)
Oakland-Alameda Coliseum: 22-20-1 (.523)
Allegiant Stadium: 0-0-0 (.000)

Raiders home sites: Kezar Stadium - San Francisco, CA 1960;
 Candlestick Park - San Francisco, CA 1961; Frank Youell Field - Oakland, CA 1962-65;
 Los Angeles Memorial Coliseum 1982-94; Oakland-Alameda Coliseum 1966-81, 1995-2019,
 known as Network Associates Coliseum 1998-04, McAfee Coliseum 2005-08, O.co Coliseum 2011-16,
 RingCentral Coliseum 2019; Allegiant Stadium 2020-present.
 Franchise in Oakland 1960-81, 1995-2019; in Los Angeles 1982-94; in Las Vegas 2020.

**PHILADELPHIA EAGLES****4-4-0 (.500)****Regular Season: 4-4-0
Postseason: 0-0****Home: 2-3-0
Away: 2-1-0**

1972	10/22	KC	L	20-21	2005	10/2	KC	L	31-37	Total Points: KC 176 - PHI 189
1992	10/11	KC	W	24-17	2009	9/27	PHI	L	14-34	
1998	9/27	PHI	W	24-21	2013	9/19	PHI	W	26-16	
2001	11/29	KC	L	10-23	2017	9/17	KC	W	27-20	

Longest KC winning streak: 2 (Twice, last 2013-present) **Longest KC losing streak:** 3 (2001-09)
Arrowhead Stadium: 2-3-0 (.400) **Veterans Stadium:** 1-0-0 (1.000)
Lincoln Financial Field: 1-1-0 (.500)

Eagles home sites: Franklin Field 1970; Veterans Stadium 1971-02; Lincoln Financial Field 2003-present.

**PITTSBURGH STEELERS****12-23-0 (.343)****Regular Season: 11-22-0
Postseason: 1-1****Home: 7-12-0
Away: 5-11-0**

1970	11/15	PIT	W	31-14	1986	12/21	PIT	W	24-19	2009	11/22	KC	W	27-24 OT
1971	10/18	KC	W	38-16	1987	11/8	KC	L	16-17	2011	11/27	KC	L	9-13
1972	11/12	PIT	L	7-16	1988	11/27	PIT	L	10-16	2012	11/12	PIT	L	13-16 OT
1974	10/13	KC	L	24-34	1989	10/29	PIT	L	17-23	2014	12/21	PIT	L	12-20
1975	11/16	PIT	L	3-28	1992	10/25	KC	L	3-27	2015	10/25	KC	W	23-13
1976	11/7	KC	L	0-45	1993	1/8/94	KC	W	27-24 OT a	2016	10/2	PIT	L	14-43
1978	10/29	PIT	L	24-27	1996	10/7	KC	L	7-17		1/15/17	KC	L	16-18 b
1979	11/11	KC	L	3-30	1997	11/3	KC	W	13-10	2017	10/15	KC	L	13-19
1980	12/14	PIT	L	16-21	1998	10/26	KC	L	13-20	2018	9/16	PIT	W	42-37
1981	9/6	PIT	W	37-33	1999	12/18	KC	W	35-19					
1982	12/5	PIT	L	14-35	2001	10/14	KC	L	17-20	Total Points: KC 661 - PIT 842				
1984	9/2	PIT	W	37-27	2003	9/14	KC	W	41-20					
1985	11/10	KC	L	28-36	2006	10/15	PIT	L	7-45					

a - AFC Wild Card Playoff Game

b - AFC Divisional Playoff Game

Longest KC winning streak: 2 (1970-71) **Longest KC losing streak:** 7 (1972-80)
Municipal Stadium: 1-0-0 (1.000) **Three Rivers Stadium:** 4-7-0 (.364)
Arrowhead Stadium: 6-12-0 (.333) **Heinz Field:** 1-4-0 (.200)

Steelers home sites: Three Rivers Stadium 1970-00; Heinz Field 2001-present.

**LOS ANGELES RAMS****7-5-0 (.583)****Regular Season: 7-5-0
Postseason: 0-0****Home: 3-3-0
Away: 4-2-0**

1973	9/16	KC	L	13-23	1997	10/26	STL	W	28-20	2014	10/26	KC	W	34-7
1982	11/28	LA	L	14-20	2000	10/22	KC	W	54-34	2018	11/19	LA	L	51-54
1985	10/20	KC	L	0-16	2002	12/8	KC	W	49-10					
1991	11/10	LA	W	27-20	2006	11/5	STL	W	31-17	Total Points: KC 328 - STL 250				
1994	9/25	KC	L	0-16	2010	12/19	STL	W	27-13					

Longest KC winning streak: 6 (1997-14) **Longest KC losing streak:** 3 (1973-85)
Arrowhead Stadium: 3-3-0 (.500) **Anaheim Stadium:** 1-1-0 (.500)
Edward Jones Dome: 3-0-0 (1.000)
L.A. Memorial Coliseum: 0-1-0 (.000)
SoFi Stadium: 0-0-0 (.000)

Rams home sites: Los Angeles Memorial Coliseum 1970-79, 2016-present; Anaheim Stadium - Anaheim, CA 1980-94; SoFi Stadium 2020-present; Busch Stadium - St. Louis, MO 1995; Edward Jones Dome - St. Louis, MO 1995-2015, known as TransWorld Dome 1995-01. Franchise in St. Louis 1995-2015.



LOS ANGELES CHARGERS
63-56-1 (.530)

Regular Season: 63-55-1
Postseason: 0-1

Home: 36-24-0
Away: 27-32-1

1960	9/10	LA	L	20-21	1981	9/20	KC	L	31-42	2002	10/13	SD	L	34-35
	9/25	DAL	W	17-0		11/1	SD	L	20-22		12/22	KC	W	24-22
1961	9/10	DAL	L	10-26	1982	9/19	KC	W	19-12	2003	9/7	KC	W	27-14
	11/19	SD	L	14-24	1983	9/12	KC	L	14-17		11/30	SD	W	28-24
1962	10/7	SD	L	28-32		12/11	SD	L	38-41	2004	11/28	KC	L	31-34
	12/16	DAL	W	26-17	1984	10/14	KC	W	31-13		1/2/05	SD	L	17-24
1963	9/29	SD	L	17-38		12/16	SD	W	42-21	2005	10/30	SD	L	20-28
	10/20	KC	L	10-24	1985	10/13	SD	L	20-31		12/24	KC	W	20-7
1964	11/15	KC	L	14-28		12/22	KC	W	38-34	2006	10/22	KC	W	30-27
	12/13	SD	W	49-6	1986	10/19	KC	W	42-41		12/17	SD	L	9-20
1965	9/26	SD	T	10-10		11/2	SD	W	24-23	2007	9/30	SD	W	30-16
	11/14	KC	W	31-7	1987	9/13	KC	W	20-13		12/2	KC	L	10-24
1966	11/6	KC	W	24-14		10/25	SD	L	21-42	2008	11/9	SD	L	19-20
	12/18	SD	W	27-17	1988	9/25	KC	L	23-24		12/14	KC	L	21-22
1967	10/15	SD	L	31-45		12/18	SD	L	13-24	2009	10/25	KC	L	7-37
	11/19	KC	L	16-17	1989	9/24	SD	L	6-21		11/29	SD	L	14-43
1968	10/27	KC	W	27-20		12/17	KC	L	13-20	2010	9/13	KC	W	21-14
	12/8	SD	W	40-3	1990	11/18	KC	W	27-10		12/12	SD	L	0-31
1969	9/14	SD	W	27-9		12/23	SD	W	24-21	2011	9/25	SD	L	17-20
	11/9	KC	W	27-3	1991	9/29	SD	W	14-13		10/31	KC	W	23-20 OT
1970	11/29	KC	W	26-14		12/8	KC	W	20-17 OT	2012	9/30	KC	L	20-37
	12/20	SD	L	13-31	1992	9/6	SD	W	24-10		11/1	SD	L	13-31
1971	9/19	SD	L	14-21		11/8	KC	W	16-14	2013	11/24	KC	L	38-41
	10/10	KC	W	31-10		11/2/93	SD	L	0-17 a		12/29	SD	L	24-27
1972	10/29	SD	W	26-14	1993	10/17	SD	W	17-14	2014	10/19	SD	W	23-20
	11/19	KC	L	17-27		12/19	KC	W	28-24		12/28	KC	W	19-7
1973	11/4	SD	W	19-0	1994	10/9	SD	L	6-20	2015	11/22	SD	W	33-3
	12/16	KC	W	33-6		11/13	KC	L	13-14		12/13	KC	W	10-3
1974	10/27	SD	W	24-14	1995	10/9	KC	W	29-23 OT	2016	9/11	KC	W	33-27 OT
	11/10	KC	L	7-14		11/12	SD	W	22-7		1/1	SD	W	37-27
1975	10/19	SD	W	12-10	1996	9/29	SD	L	19-22	2017	9/24	LA	W	24-10
	12/7	KC	L	20-28		11/24	KC	L	14-28		12/16	KC	W	30-13
1976	9/12	KC	L	16-30	1997	10/16	KC	W	31-3	2018	9/9	LA	W	38-28
	11/28	SD	W	23-20		12/14	SD	W	29-7		12/13	KC	L	28-29
1977	9/25	KC	L	7-23	1998	9/20	KC	W	23-7	2019	11/18	MEX	W	24-17
	10/23	SD	W	21-16		11/22	SD	L	37-38		12/29	KC	W	31-21
1978	11/12	SD	L	23-29 OT	1999	10/3	SD	L	14-21	Total Points: KC 2,642 - SD/LA 2,418				
	11/26	KC	W	23-0		10/31	KC	W	34-0					
1979	11/4	KC	L	14-20	2000	9/17	KC	W	42-10					
	11/25	SD	L	7-28		11/26	SD	L	16-17					
1980	9/28	KC	L	7-24	2001	11/4	SD	W	25-20					
	11/16	SD	L	7-20		12/23	KC	W	20-17					

a - AFC Wild Card Playoff Game

Longest KC winning streak: 9 (2014-18)
KC Season Sweeps: 19 (Last: 2019)
Cotton Bowl: 2-1-0 (.667)
Municipal Stadium: 6-3-0 (.667)
Arrowhead Stadium: 28-20-0 (.583)

Longest KC losing streak: 6 (1979-81)
LA/SD Season Sweeps: 16 (Last: 2013)
L.A. Memorial Coliseum: 0-1-0 (.000)
Balboa Stadium: 2-3-1 (.417)
Qualcomm Stadium: 22-28-0 (.440)
StubHub Center: 2-0-0 (1.000)
Estadio Azteca: 1-0-0 (1.000)

Chargers home sites: Los Angeles Memorial Coliseum 1960; Balboa Stadium 1961-66; Qualcomm Stadium 1967-16, known as San Diego Stadium 1967-79, Jack Murphy Stadium 1980-96; StubHub Center 2017-18, Dignity Health Sports Park 2019; SoFi Stadium 2020-present.
 Franchise located in San Diego from 1961-2016.

**SAN FRANCISCO 49ERS****7-7-0 (.500)****Regular Season: 6-7-0
Postseason: 1-0****Home: 5-2-0
Away: 1-5-0****Neutral: 1-0**

1971	12/6	SF	W	26-17	1997	11/30	KC	W	44-9	2018	9/23	KC	W	38-27
1975	10/5	KC	L	3-20	2000	11/12	SF	L	7-21	2019	2/2/20	MIA	W	31-20 a
1982	12/26	KC	L	13-26	2002	11/10	SF	L	13-17	Total Points: KC 305 - SF 265				
1985	11/17	SF	L	3-31	2006	10/1	KC	W	41-0					
1991	12/14	SF	L	14-28	2010	9/26	KC	W	31-10					
1994	9/11	KC	W	24-17	2014	10/5	SF	L	17-22					

a - Super Bowl LIV (Hard Rock Stadium - Miami Gardens, FL)

Longest KC winning streak:	2 (Twice)	Longest KC losing streak:	4 (1975-91)
Arrowhead Stadium:	4-2-0 (.667)	Candlestick Park:	1-4-0 (.200)
		Levi's Stadium:	0-1-0 (.000)

49ers home sites: Kezar Stadium 1970; Candlestick Park 1971-2013, known as 3Com Park at Candlestick Point 1996-04, Monster Park 2005-07; Levi's Stadium 2014-present.

**SEATTLE SEAHAWKS****33-19-0 (.611)****Regular Season: 33-19-0
Postseason: 0-0****Home: 21-5-0
Away: 12-14-0**

1977	12/11	KC	L	31-34	1988	9/11	SEA	L	10-31	1997	9/28	KC	W	20-17 OT
1978	11/19	KC	L	10-13		11/20	KC	W	27-24		11/23	SEA	W	19-14
	12/17	SEA	L	19-23	1989	10/8	SEA	W	20-16	1998	10/4	KC	W	17-6
1979	9/30	SEA	W	24-6		11/5	KC	W	20-10		11/8	SEA	L	12-24
	12/2	KC	W	37-21	1990	10/21	SEA	L	7-19	1999	11/21	KC	L	19-31
1980	9/14	KC	L	16-17		11/11	KC	L	16-17		12/26	SEA	L	14-23
	11/9	SEA	W	31-30	1991	9/22	KC	W	20-13	2000	10/2	KC	W	24-17
1981	9/27	SEA	W	20-14		12/1	SEA	W	19-6		10/29	SEA	W	24-19
	11/22	KC	W	40-13	1992	9/13	KC	W	26-7	2001	11/25	KC	W	19-7
1983	9/4	KC	W	17-13		11/22	SEA	W	24-14		1/6/02	SEA	L	18-21
	11/27	SEA	L	48-51 OT	1993	12/5	SEA	W	31-16	2002	11/24	SEA	L	32-39
1984	11/4	SEA	L	0-45		1/2/94	KC	W	34-24	2006	10/29	KC	W	35-28
	12/9	KC	W	34-7	1994	10/23	KC	W	38-23	2010	11/28	SEA	W	42-24
1985	9/29	KC	W	28-7		11/27	SEA	L	9-10	2014	11/16	KC	W	24-20
	12/1	SEA	L	6-24	1995	9/3	SEA	W	34-10	2018	12/23	SEA	L	31-38
1986	9/14	SEA	L	17-23		12/24	KC	W	26-3	Total Points: KC 1,240 - SEA 1,015				
	11/9	KC	W	27-7	1996	9/15	SEA	W	35-17					
1987	9/20	SEA	L	14-43		10/17	KC	W	34-16					
	12/27	KC	W	41-20										

Longest KC winning streak:	7 (Twice)	Longest KC losing streak:	3 (Twice)
KC Season Sweeps:	14 (Last: 2000)	SEA Season Sweeps:	11 (Last: 1996)
Arrowhead Stadium:	21-5-0 (.808)	Kingdome Stadium:	10-11-0 (.476)
		Husky Stadium:	1-1-0 (.500)
		CenturyLink Field:	1-2-0 (.333)

Seahawks home sites: Kingdome 1976-99; Husky Stadium 1994, 2000-01; CenturyLink Field 2002-present, known as Seahawks Stadium 2002-03, Qwest Field 2004-11

**TAMPA BAY BUCCANEERS****5-7-0 (.417)****Regular Season: 5-7-0
Postseason: 0-0****Home: 3-3-0
Away: 2-4-0**

1976	10/31	TB	W	28-19	1986	10/26	KC	W	27-20	2012	10/14	TB	L	10-38
1978	10/8	KC	L	13-30	1993	9/5	TB	W	27-3	2016	11/20	KC	L	17-19
1979	12/16	TB	L	0-3	1999	11/14	TB	L	10-17	Total Points: KC 233 - TB 243				
1981	9/13	KC	W	19-10	2004	11/7	TB	L	31-34					
1984	10/28	KC	W	24-20	2008	11/2	KC	L	27-30 OT					

Longest KC winning streak:	4 (1981-93)	Longest KC losing streak:	5 (1999-Present)
Arrowhead Stadium:	3-3-0 (.500)	Tampa Stadium:	2-1-0 (.667)
		Raymond James Stadium:	0-3-0 (.000)

Buccaneers home sites: Houlihan's Stadium 1976-97, known as Tampa Stadium 1976-95; Raymond James Stadium 1998-present.



TENNESSEE TITANS
30-24-0 (.556)

Regular Season: 27-23-0
Postseason: 3-1

Home: 18-11-0
Away: 12-13-0

1960	10/16	HOU	L	10-20	1970	11/8	KC	W	24-9	1993	9/12	HOU	L	0-30
	12/4	DAL	W	24-0	1971	9/26	HOU	W	20-16		1/16/94	HOU	W	28-20 b
1961	10/1	DAL	W	26-21	1973	11/18	KC	W	38-14	1994	12/18	KC	W	31-9
	10/22	HOU	L	7-38	1974	9/29	HOU	W	17-7	1995	11/19	KC	W	20-13
1962	10/28	HOU	W	31-7	1975	11/2	KC	L	13-17	1996	9/1	HOU	W	20-19
	11/4	DAL	L	6-14	1977	11/27	HOU	L	20-34	2000	9/10	TEN	L	14-17 OT
	12/23	HOU	W	20-17	1978	9/10	KC	L	17-20	2004	12/13	TEN	W	49-38
1963	10/6	KC	W	28-7	1979	9/16	HOU	L	6-20	2007	12/16	KC	L	17-26
	10/27	HOU	L	7-28	1980	10/12	KC	W	21-20	2008	10/19	KC	L	10-34
1964	10/4	KC	W	28-7	1981	11/15	KC	W	23-10	2010	12/26	KC	W	34-14
	11/22	HOU	W	28-19	1983	10/23	HOU	W	13-10 OT	2013	10/6	TEN	W	26-17
1965	10/24	HOU	L	36-38	1984	11/11	KC	L	16-17	2014	9/7	KC	L	10-26
	11/28	KC	W	52-21	1985	11/3	HOU	L	20-23	2016	12/18	KC	L	17-19
1966	10/30	KC	W	48-23	1986	9/21	KC	W	27-13		1/6/18	KC	L	21-22 c
1967	9/9	HOU	W	25-20	1988	10/9	HOU	L	6-7	2019	11/10	TEN	L	32-35
	10/22	KC	L	19-24	1989	11/26	KC	W	34-0		1/19/20	KC	W	35-24 d
1968	9/10	HOU	W	26-21	1990	12/16	KC	L	10-27	Total Points: KC 1,185 - TEN 993				
	11/28	KC	W	24-10	1991	9/16	HOU	L	7-17					
1969	10/12	KC	W	24-0	1992	9/20	HOU	L	20-23 OT					

a - AFL Championship Game (Houston, TX) b - AFC Divisional Playoff Game (Houston, TX) c - AFC Wild Card Playoff Game
d - AFC Championship Game

Longest KC winning streak:	7 (1968-74)	Longest KC losing streak:	4 (Three times)
Cotton Bowl:	2-1-0 (.667)	Jeppesen Stadium:	3-3-0 (.500)
Municipal Stadium:	7-1-0 (.875)	Rice Stadium:	1-1-0 (.500)
Arrowhead Stadium:	8-9-0 (.471)	Astrodome:	6-7-0 (.462)
		Nissan Stadium:	2-2-0 (.500)

Titans home sites: Jeppesen Stadium 1960-64; Rice Stadium 1965-67; Astrodome 1968-96;
Liberty Bowl - Memphis, TN 1997; Vanderbilt Stadium - Nashville, TN 1998;

Nissan Stadium - Nashville, TN 1999-present, known as Adelphia Coliseum 1999-01, The Coliseum 2002-05, LP Field (2006-15).
Franchise located in Houston prior to 1997 and known as the Oilers prior to 1999.



WASHINGTON FOOTBALL TEAM
9-1-0 (.900)

Regular Season: 9-1-0
Postseason: 0-0

Home: 5-0-0
Away: 4-1-0

1971	10/24	KC	W	27-20	2001	9/30	WAS	W	45-13	Total Points: KC 292 - WAS 166
1976	10/10	WAS	W	33-30	2005	10/16	KC	W	28-21	
1983	9/18	WAS	L	12-27	2009	10/18	WAS	W	14-6	
1992	11/15	KC	W	35-16	2013	12/8	WAS	W	45-10	
1995	11/5	KC	W	24-3	2017	10/2	KC	W	29-20	

Longest KC winning streak:	7 (1992-present)	Longest KC losing streak:	1 (1983)
Municipal Stadium:	1-0-0 (1.000)	RFK Stadium:	1-1-0 (.500)
Arrowhead Stadium:	4-0-0 (1.000)	FedEx Field:	3-0-0 (1.000)

Washington home sites: RFK Memorial Stadium 1970-96; FedEx Field - Landover, MD 1997-present,
known as Jack Kent Cooke Stadium 1997-99.

CHIEFS VS. THE NFL

Overall Postseason Record:	13-19 (.406)	Road Record:	6-10 (.375)
Home Record:	5-8 (.385)	BUF - War Memorial Stadium:	1-0 (1.000)
Cotton Bowl:	0-0 (.000)	BUF - Ralph Wilson Stadium:	0-2 (.000)
Municipal Stadium:	0-1 (.000)	HOU - NRG Stadium:	1-0 (1.000)
Arrowhead Stadium:	5-7 (.417)	IND-RCA Dome:	0-1 (.000)
Neutral Site:	2-1 (.667)	IND-Lucas Oil Stadium:	0-1 (.000)
Super Bowl I (L.A. Memorial Coliseum):	0-1 (.000)	MIA - Dolphins Stadium:	0-2 (.000)
Super Bowl IV (Tulane Stadium):	1-0 (1.000)	NE - Gillette Stadium:	0-1 (.000)
Super Bowl LIV (Hard Rock Stadium):	1-0 (1.000)	NYJ - Shea Stadium:	1-0 (.000)
		NYJ - Giants Stadium:	0-1 (.000)
		OAK- McAfee Coliseum:	1-1 (.500)
		SD - Qualcomm Stadium:	0-1 (.000)
		TEN - Jeppesen Stadium:	1-0 (1.000)
		TEN - Astrodome:	1-0 (1.000)



CHIEFS VS. THE NFL - ALL GAMES

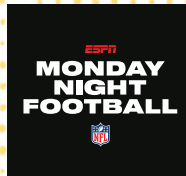
Total: 633-566-15 (.528)
Regular Season: 481-423-12 (.532)

	Preseason	Regular Season	Postseason	Total	Overall Win Pct.
Arizona	15-10-1	9-3-1	0-0	24-13-2	.641
Atlanta	5-3-0	6-3-0	0-0	10-6-0	.625
Baltimore	0-1-0	6-3-0	0-1	6-5-0	.545
Buffalo	8-4-0	20-24-1	1-2	29-30-1	.483
Carolina	1-1-0	4-2-0	0-0	5-3-0	.625
Chicago	8-3-0	6-7-0	0-0	14-10-0	.583
Cincinnati	10-0-0	14-15-0	0-0	24-15-0	.615
Cleveland	3-2-0	13-11-2	0-0	16-13-2	.548
Dallas	4-5-0	4-7-0	0-0	8-12-0	.400
Denver	7-1-0	65-54-0	0-1	72-56-0	.563
Detroit	4-6-0	9-5-0	0-0	13-11-0	.542
Green Bay	9-9-1	7-4-1	0-1	16-14-2	.531
Houston	1-3-0	5-5-0	2-0	8-8-0	.500
Indianapolis	1-3-0	9-13-0	1-4	11-20-0	.355
Jacksonville	1-3-0	7-6-0	0-0	8-9-0	.471
LA Chargers	2-5-0	63-55-1	0-1	65-61-1	.516
LA Rams	9-15-0	7-5-0	0-0	16-20-0	.444
Miami	1-3-1	14-13-0	0-3	15-19-1	.429
Minnesota	7-9-0	7-5-0	1-0	15-14-0	.517
New England	3-3-0	19-14-3	0-2	22-19-3	.534
New Orleans	4-6-0	6-5-0	0-0	10-11-0	.476
N.Y. Giants	1-3-0	3-11-0	0-0	4-14-0	.222
N.Y. Jets	5-2-0	18-18-1	1-1	24-21-1	.522
Oakland	7-1-0	65-52-2	2-1	74-54-2	.577
Philadelphia	1-1-0	4-4-0	0-0	5-5-0	.500
Pittsburgh	2-2-0	11-22-0	1-1	14-25-0	.359
San Francisco	2-8-0	6-7-0	1-0	9-15-0	.375
Seattle	1-7-0	33-19-0	0-0	34-26-0	.567
Tampa Bay	1-5-0	5-7-0	0-0	6-12-0	.333
Tennessee	12-3-0	27-23-0	3-1	42-27-0	.609
Washington	4-2-0	9-1-0	0-0	13-3-0	.813

CHIEFS ON MONDAY NIGHT FOOTBALL

RECORD: 27-19 (.587)

The second-ever regular season telecast of ABC's Monday Night Football featured the defending World Champion Kansas City Chiefs at the Baltimore Colts (9/28/70). While Don McCafferty's Colts eventually go on to defeat the Dallas Cowboys in Super Bowl V, the Chiefs would get a convincing 44-24 win in this primetime showdown. Four of QB Len Dawson's pass attempts on the night went for TDs. The Chiefs forced seven Baltimore turnovers, including three interceptions by S Johnny Robinson and two by CB Emmitt Thomas, allowing RB Ed Podolak to grind out the game.



9/28/70	@ Baltimore	W	44-24	12/9/96	@ Oakland	L	7-26
10/18/71	PITTSBURGH	W	38-16	9/8/97	@ Oakland	W	28-27
12/6/71	@ San Francisco	W	26-17	11/3/97	PITTSBURGH	W	13-10
9/25/72	@ New Orleans	W	20-17	10/26/98	PITTSBURGH	L	13-20
10/29/73	@ Buffalo	L	14-23	11/16/98	DENVER	L	7-30
11/12/73	CHICAGO	W	19-7	10/2/00	SEATTLE	W	24-17
11/18/74	@ Denver	W	42-34	12/4/00	@ New England	L	24-30
11/10/75	@ Dallas	W	34-31	10/20/03	@ Oakland	W	17-10
9/20/76	OAKLAND	L	21-24	10/4/04	@ Baltimore	W	27-24
10/3/77	OAKLAND	L	28-37	11/22/04	NEW ENGLAND	L	19-27
9/12/83	SAN DIEGO	L	14-17	12/13/04	@ Tennessee	W	49-38
9/17/90	@ Denver	L	23-24	9/26/05	@ Denver	L	10-30
9/16/91	@ Houston	L	7-17	9/13/10	SAN DIEGO	W	21-14
10/7/91	BUFFALO	W	33-6	10/31/11	SAN DIEGO	W	23-20 (OT)
10/28/91	L.A. RAIDERS	W	24-21	11/21/11	@ New England	L	3-34
9/28/92	L.A. RAIDERS	W	27-7	11/12/12	@ Pittsburgh	L	13-16 (OT)
9/20/93	DENVER	W	15-7	9/29/14	NEW ENGLAND	W	41-14
11/8/93	GREEN BAY	W	23-16	9/28/15	@ Green Bay	L	28-38
10/17/94	@ Denver	W	31-28	10/2/17	WASHINGTON	W	29-20
12/12/94	@ Miami	L	28-45	10/30/17	DENVER	W	29-19
10/9/95	SAN DIEGO	W	29-23 (OT)	10/1/18	@ Denver	W	27-23
12/11/95	@ Miami	L	6-13	11/19/18	@ L.A. Rams	L	51-54
10/7/96	PITTSBURGH	L	7-17	11/18/19	@ L.A. Chargers	W	24-17

CHIEFS IN OTHER PRIMETIME CONTESTS



RECORD: 35-24 (.593)



THURSDAY: 9-7 (.563)

9/12/85	L.A. RAIDERS	W	36-20
10/17/96	SEATTLE	W	34-16
10/16/97	SAN DIEGO	W	31-3
10/21/99	@ Baltimore	W	35-8
10/25/01	INDIANAPOLIS	L	28-35
11/29/01	PHILADELPHIA	L	10-23
11/23/06	DENVER	W	19-10
11/1/12	@ San Diego	L	13-31
9/19/13	@ Philadelphia	W	26-16
11/20/14	@ Oakland	L	20-24
9/17/15	DENVER	L	24-31
12/8/16	OAKLAND	W	21-13
9/7/2017	@ New England	W	42-27
10/19/17	@ Oakland	L	30-31
12/13/18	LOS ANGELES	L	29-28
10/17/19	@ Denver	W	30-6

FRIDAY: 3-4 (.429)

9/16/60	@ Oakland	W	34-16
11/18/60	@ Boston	L	14-42
11/3/61	@ Boston	L	21-28
10/12/62	@ Boston	W	27-7
11/8/63	OAKLAND	L	7-22
10/23/64	@ Boston	L	7-24
10/21/05	@ Miami	W	30-20

SATURDAY: 10-1 (.909)

9/10/60	@ L.A. Chargers	L	20-21
9/8/62	BOSTON	W	42-28
9/7/63	@ Denver	W	59-7
12/14/63	BOSTON	W	35-3
9/18/65	@ N.Y. Jets	W	14-10
10/8/66	DENVER	W	37-10
9/9/67	@ Houston	W	25-20
9/28/68	@ Miami	W	48-3
10/5/68	@ Buffalo	W	18-7
12/23/06	@ Oakland	W	20-9
12/16/17	LOS ANGELES	W	30-13

SUNDAY: 13-12 (.520)

10/25/92	PITTSBURGH	L	3-27
11/22/92	@ Seattle	W	24-14
12/26/93	@ Minnesota	L	10-30
9/18/94	@ Atlanta	W	30-10
11/6/94	L.A. RAIDERS	W	13-3
11/19/95	HOUSTON	W	20-13
9/6/98	OAKLAND	W	28-8
10/4/98	SEATTLE	W	17-6
10/26/03	BUFFALO	W	38-5
9/12/04	@ Denver	L	24-34
9/18/05	@ Oakland	W	23-17
11/20/05	@ Houston	W	45-17
12/17/06	@ San Diego	L	9-20
11/27/11	PITTSBURGH	L	9-13
11/17/13	@ Denver	L	17-27
11/30/14	DENVER	L	16-29
10/2/16	@ Pittsburgh	L	43-14
11/27/16	@ Denver	W	30-27
12/25/16	DENVER	W	33-10
10/8/17	@ Houston	W	42-34
10/14/18	@ New England	L	40-43
10/21/18	CINCINNATI	W	45-10
12/23/18	@ Seattle	L	38-31
10/6/19	INDIANAPOLIS	L	13-19
12/27/19	GREEN BAY	L	24-31

CHIEFS IN OVERTIME GAMES

Over the past 60 seasons the Chiefs/Texans have played in four playoff overtime games (2-2 record) and 40 regular season overtime affairs (17-21-2 mark). The NFL instituted a 15:00 overtime period for regular season contests in 1974 and a 10:00 overtime period in 2017.

Date	Opponent	Flip Winner	Result	Game-Winning Score	Time Elapsed
12/23/62*	@ Houston	Texans#	W 20-17	Brooker, 25-yard FG	17:54
12/25/71+	MIAMI	Chiefs	L 24-27	Yepremian, 37-yard FG	22:40
11/23/75	DETROIT	Lions	W 24-21	Stenerud, 25-yard FG	6:44
10/17/76	@ Miami	Chiefs	W 20-17	Stenerud, 34-yard FG	14:48
9/24/78	DENVER	Broncos	L 17-23	Preston, 1-yard TD run	13:28
11/12/78	@ San Diego	Chiefs	L 23-29	Jefferson, 14-yard pass from Fouts	15:00
11/8/81	CHICAGO	Bears	L 13-16	Roveto, 22-yard FG	13:07
10/23/83	@ Houston	Chiefs	W 13-10	Lowery, 41-yard FG	7:41
11/27/83	@ Seattle	Seahawks	L 48-51	Johnson, 42-yard FG	1:46
12/6/87	@ Cincinnati	Bengals	L 27-30	Breech, 32-yard FG	9:44
10/2/88	@ N.Y. Jets	Chiefs	T 17-17	--	15:00
11/19/89	@ Cleveland	Browns	T 10-10	--	15:00
12/8/91	SAN DIEGO	Chiefs	W 20-17	Lowery, 18-yard FG	11:26
9/20/92	@ Houston	Chiefs	L 20-23	Del Greco, 39-yard FG	1:55
1/8/94**	PITTSBURGH	Chiefs	W 27-24	Lowery, 32-yard FG	11:03
12/4/94	DENVER	Broncos	L 17-20	Elam, 34-yard FG	12:12
9/10/95	N.Y. GIANTS	Chiefs	W 20-17	Elliott, 23-yard FG	7:49
9/17/95	OAKLAND	Chiefs	W 23-17	Hasty, 64-yard INT return	4:27
10/9/95	SAN DIEGO	Chargers	W 29-23	Vanover, 86-yard punt return	7:27
9/28/97	SEATTLE	Seahawks	W 20-17	Stoyanovich, 41-yard FG	13:04
1/2/00	OAKLAND	Raiders	L 38-41	Nedney, 33-yard FG	3:13
9/10/00	@ Tennessee	Titans	L 14-17	Del Greco, 36-yard FG	3:54
12/16/01	DENVER	Broncos	W 26-23	Peterson, 32-yard FG	9:04
9/22/02	@ New England	Patriots	L 38-41	Vinatieri, 35-yard FG	4:36
10/20/02	DENVER	Broncos	L 34-37	Elam, 25-yard FG	2:57
10/12/03	@ Green Bay	Chiefs	W 40-34	Kennison, 51-yard pass from Green	6:18
9/17/06	@ Denver	Broncos	L 6-9	Elam, 39-yard FG	5:10
12/3/06	@ Cleveland	Chiefs	L 28-31	Dawson, 33-yard FG	5:38
12/30/07	@ N.Y. Jets	Jets	L 10-13	Nugent, 43-yard FG	5:13
11/2/08	TAMPA BAY	Buccaneers	L 27-30	Bryant, 34-yard FG	4:36
10/11/09	DALLAS	Chiefs	L 20-26	Austin, 60-yard pass from Romo	6:38
11/22/09	PITTSBURGH	Steelers	W 27-24	Succop, 22-yard FG	6:32
10/31/10	BUFFALO	Bills	W 13-10	Succop, 35-yard FG	14:55
11/7/10	@ Oakland	Raiders	L 20-23	Janikowski, 33-yard FG	2:53
10/31/11	SAN DIEGO	Chargers	W 23-20	Succop, 30-yard FG	9:44
12/24/11	OAKLAND	Raiders	L 13-16	Janikowski, 36-yard FG	2:13
9/23/12	@ New Orleans	Chiefs	W 27-24	Succop, 31-yard FG	8:33
11/12/12	@ Pittsburgh	Chiefs	L 13-16	Suisham, 23-yard FG	0:55
12/29/13	@ San Diego	Chargers	L 24-27	Novak, 36-yard FG	9:30
9/11/16	SAN DIEGO	Chargers	W 33-27	Smith, 2-yard run	5:07
11/27/16	@ Denver	Broncos	W 30-27	Santos, 34-yard FG	14:58
11/19/17	@ N.Y. Giants	Chiefs	L 9-12	Rosas, 23-yard FG	8:03
12/9/18	BALTIMORE	Chiefs	W 27-24	Butker, 35-yard FG	5:18
1/20/19***	NEW ENGLAND	Patriots	L 31-37	Burkhead, 2-yard run	4:52

* 1962 AFL Championship Game — # Texans captain Abner Haynes elected to "kick to the clock"

+ 1971 AFC Divisional Playoff Game (longest game in NFL history)

** 1993 AFC Wild Card Playoff Game

*** 2018 AFC Championship Game

THANKSGIVING DAY GAMES



Lamar Hunt's longtime efforts to secure a Thanksgiving Day game at Arrowhead Stadium became a reality when the club defeated Denver 19-10 in Arrowhead's first-ever Thanksgiving contest (11/23/06). The holiday match-up between two longtime AFC West rivals marked the NFL Network's first live regular season game broadcast and drew a paid attendance of 79,484, the fifth-largest crowd in Arrowhead history. Kansas City hosted a trio of Thanksgiving Day games at Municipal Stadium, including a 31-17 victory vs. Denver (11/27/69) that included a 53-yard return of an onside kick for a TD by LB Bobby Bell. On Thanksgiving Day at Detroit (11/28/96), Hall of Fame RB Marcus Allen became the NFL's all-time leader in rushing TDs, registering his 11th ground score on a one-yard run to bypass RB Walter Payton's previous record, a mark that was later bypassed by RB Emmitt Smith.

11/24/60	@ N.Y. Titans	L	35-41	11/26/81	@ Detroit	L	10-27
11/23/67	OAKLAND	L	22-44	11/26/87	@ Detroit	W	27-20
11/28/68	HOUSTON	W	24-10	11/23/95	@ Dallas	L	12-24
11/27/69	DENVER	W	31-17	11/28/96	@ Detroit	W	28-24
11/25/71	@ Detroit	L	21-32	11/23/06	DENVER (N)	W	19-10

GOVERNOR'S CUP SERIES

From the '68 preseason through the 2015 preseason, the Chiefs faced their in-state rivals from St. Louis in 46 "Governor's Cup" contests. From '68-87, Kansas City faced the St. Louis Cardinals every preseason and also met the Cardinals in regular season play four times while that franchise was stationed on Missouri's "Eastern Shore" before it moved to Arizona for the start of the '88 campaign. After the Rams moved to St. Louis in '95, the "Governor's Cup" series was renewed during the '96 preseason. Following the 2015 season, the Rams relocated back to Los Angeles, giving the Chiefs a winning record versus their "Show-Me State" rivals.



St. Louis Cardinals (1968-87) Overall: 16-7-2 Regular Season: 2-1-1 Preseason: 14-6-1

8/17/68	ST. LOUIS	W	13-10
8/28/69	@ St. Louis	W	31-21
9/12/70	ST. LOUIS	L	24-30
11/22/70*	ST. LOUIS	T	6-6
9/4/71	ST. LOUIS	T	17-17
8/12/72	ST. LOUIS	W	24-14
9/7/73	@ St. Louis	W	16-7
9/6/74	ST. LOUIS	W	21-16
12/1/74*	@ St. Louis	W	17-13
8/9/75	ST. LOUIS	L	3-10
9/3/76	@ St. Louis	L	14-31
9/10/77	ST. LOUIS	W	37-20
8/26/78	ST. LOUIS	L	7-12
8/18/79	ST. LOUIS	W	20-3
8/23/80	@ St. Louis	W	20-10
11/23/80*	@ St. Louis	W	21-13
8/22/81	ST. LOUIS	L	3-16
9/4/82	@ St. Louis	W	10-16
8/20/83	ST. LOUIS	W	17-16
10/2/83	ST. LOUIS	W	38-14
8/10/84	@ St. Louis	L	10-14
8/31/85	ST. LOUIS	W	17-13
8/16/86	@ St. Louis	W	27-26
11/23/86*	@ St. Louis	L	14-23
9/6/87**	St. Louis	W	13-10

St. Louis Rams (1996-2015) Overall: 12-9 Regular Season: 6-0 Preseason: 6-9

8/17/96	ST. LOUIS	L	30-34
8/22/97	@ St. Louis	L	13-14
10/26/97*	@ St. Louis	W	28-20
8/28/98	@ St. Louis	L	6-10
10/22/00*	ST. LOUIS	W	54-34
8/31/01	@ St. Louis	L	17-21
8/30/02	ST. LOUIS	W	23-16
12/8/02*	ST. LOUIS	W	49-10
8/28/03	@ St. Louis	W	22-6
8/23/04	ST. LOUIS	W	24-7
9/2/05	@ St. Louis	L	23-27
8/26/06	ST. LOUIS	W	16-12
11/5/06*	@ St. Louis	W	31-17
8/30/07	@ St. Louis	L	3-10
8/28/08	ST. LOUIS	W	21-17
9/3/09	@ St. Louis	L	9-17
12/19/10*	@ St. Louis	W	27-13
8/26/11	ST. LOUIS	L	10-14
8/18/12	@ St. Louis	L	17-31
10/26/14*	ST. LOUIS	W	34-7
9/3/15	@ St. Louis	W	24-17

*Denotes regular season game.

**At Memphis, Tennessee.

CHIEFS IN INTERNATIONAL CONTESTS

NFL INTERNATIONAL GAMES

In 2005, the NFL held its first regular season game outside the United States when the Arizona Cardinals and San Francisco 49ers met at Estadio Azteca in Mexico City. In 2007, the league introduced its International Series with regular season games taking place at Wembley Stadium in London. The London Series expanded to two additional stadiums, Twickenham Stadium - the home of England Rugby, and Tottenham Hotspur Stadium - a joint partnership between the NFL and the Premier League's Tottenham Hotspur. In 2016, the NFL returned to Mexico with the start of the NFL Mexico Series.

The Chiefs have been played in two regular season International Series games, hosting the Detroit Lions in London in 2015 and an away game against the Los Angeles Chargers in Mexico City in 2019. The club was scheduled to play an away game against the Los Angeles Rams in Mexico City during the 2018 season, but the game was moved back to the Los Angeles Memorial Coliseum due to field conditions that did not meet NFL standards at Estadio Azteca. The club holds a 2-0 record in regular season International Series games.



2015 London Game

Chiefs 45, Lions 10

November 1, 2015 • 83,624

Wembley Stadium • London, England



Detroit Lions.....	3	0	0	7	—	10
Kansas City Chiefs.....	7	17	7	14	—	45

Kansas City's first regular season international contest featured an offensive explosion and stifling defense. The Chiefs had four different players score rushing touchdowns and had over 200 total rushing yards as a team, while the defense forced two Matthew Stafford interceptions. Just prior to landing in Kansas City following the game, the Chiefs learned that the Kansas City Royals beat the New York Mets in Game 5 to win the 2015 World Series.



2019 Mexico Game

Chiefs 24, Chargers 17

November 18, 2019 • 83,624

Estadio Azteca • Mexico City, Mexico



Kansas City Chiefs.....	0	10	14	0	—	24
Los Angeles Chargers.....	3	6	8	0	—	17

After missing out on the NFL's Mexico game in 2018 due to poor field conditions, the Chiefs were the visiting team in an AFC West matchup at Estadio Azteca in 2019. The Chiefs defense forced four Philip Rivers interceptions and two sacks, while TE Travis Kelce was the bright spot for the Chiefs offense with seven receptions for 92 yards with a touchdown. RBs Darrel Williams and LeSean McCoy each added a touchdown rush.

CHIEFS IN INTERNATIONAL CONTESTS

THE AMERICAN BOWL

Between 1986 and 2005, the NFL held a series of preseason games at sites outside the United States under the American Bowl banner. Designed to promote American football in other countries, the series eventually featured games in England, Japan, Canada, Germany, Spain, Mexico, Ireland and Australia. The Chiefs appeared in four American Bowl games, the first in 1990, and the last in 1998, playing in Berlin, West Germany; Monterrey, Mexico; and twice in Tokyo, Japan. The Chiefs hold a 1-3 record in American Bowl contests.



1990 American Bowl
Rams 19, Chiefs 3
August 11, 1990 • 55,429
Olympic Stadium • Berlin, West Germany




Kansas City Chiefs.....	0	0	3	0	—	3
Los Angeles Rams	7	3	0	9	—	19

Kansas City's initial American Bowl expedition featured heavy doses of culture but little offense as the Rams prevailed by a 19-3 margin. RB Barry Word made his first appearance in a Kansas City uniform, pairing with the league's leading rusher in '89, RB Christian Okoye to form the quintessential "Martyball" backfield. However, the Chiefs only points would come on a 19-yard FG by K Bjorn Nittmo.



RB James Saxon (21) and TE Jonathan Hayes (85) are on hand as the Berlin Wall begins crumbling down in Berlin, West Germany.



The Chiefs players and staff receive an indoctrination in the art of sumo wrestling at practice in Tokyo.



1994 American Bowl
Vikings 17, Chiefs 9
August 7, 1994 • 49,555
Tokyo Dome • Tokyo, Japan



Kansas City Chiefs.....	0	9	0	0	—	9
Minnesota Vikings.....	7	17	0	0	—	17

Kansas City's first appearance on Japanese soil was a rematch of Super Bowl IV, but Minnesota prevailed in this contest thanks to a pair of interceptions. Chiefs QB Matt Blundin accounted for the club's only TD when he connected with rookie WR Lake Dawson for a 40-yard score. Kansas City then attempted a two-point conversion for the first time since '69 as the NFL finally implemented the old AFL two-point rule in '94.



1996 American Bowl
Chiefs 32, Cowboys 6
August 5, 1996 • 45,128
Estadio Universitario • Monterrey, Mexico



Kansas City Chiefs.....	3	10	6	13	—	32
Dallas Cowboys	3	0	3	0	—	6

The Chiefs defense stifles the defending Super Bowl champions, allowing the Cowboys just five first downs. Kansas City's offense piles up 514 yards of total offense, including 173 rushing yards, while Dallas manages 214 total yards on the day as the Chiefs convert the partisan crowd of Cowboys fans into supporters of the "Jefes de Kansas City" or Kansas City Chiefs.



DE Neil Smith does his best matador impersonation and tries his hand at "bull-fighting" while in Monterrey.



WR Masato "The Magneter" Itoi (13) and TE Nachi Abe (47) join Chiefs President Carl Peterson in pregame ceremonies at the Tokyo Dome.



1998 American Bowl
Packers 27, Chiefs 24 OT
August 2, 1998 • 42,018
Tokyo Dome • Tokyo, Japan



Green Bay Packers.....	0	14	7	3	3	—	27
Kansas City Chiefs.....	14	0	10	0	0	—	24

Green Bay K Ryan Longwell misses a potential game-winning 45-yard FG attempt at the end of regulation, while both Green Bay K Brett Conway and Kansas City K Pete Stoyanovich miss field goals in OT before Longwell makes the 27-yard game winner with 5:03 left in the extra session. Kansas City's roster features Japanese national players TE Nachi Abe and WR Masato "The Magneter" Itoi.

HOMES OF THE CHIEFS

ARROWHEAD STADIUM 1972-PRESENT FULLY RENOVATED-2010



LOCATION

One Arrowhead Drive
Kansas City, Missouri 64129

Arrowhead Stadium underwent a \$375 million renovation project that was fully completed in 2010. It is part of the Harry S. Truman Sports Complex, which also includes 42,000-seat Kauffman Stadium, home of the Kansas City Royals baseball club. Since its dedication on August 12, 1972, for a preseason game vs. the St. Louis Cardinals, 28,300,745 spectators have passed through Arrowhead's turnstiles. After 23 seasons of artificial turf, Arrowhead sported a grass playing surface for the first time in 1994.

RECORDS			
Preseason: 58-49-1 (.542)	Regular Season: 220-151-1 (.593)	Postseason: 5-7-0 (.417)	All Games: 283-207-2 (.577)

CAPACITY			
Total: 72,936 approx. (Present)			
Upper Level: 30,845	Lower Level: 31,588	Club Level: 7,718	Suites & Boxes: 2,785
*Luxury Suites: 126 (Includes 22 field boxes) Seats Between End Zones: 50,000			

RENOVATION DATA		
Groundbreaking: August 2007	Completion: September 2010	
Overall Supervision: Jackson County Sports Authority	Architect: Populous	General Contractor: Turner Construction Company

ORIGINAL DATA	
Groundbreaking: July 1968	Completion: August 1972
Overall Supervision: Jackson County Sports Authority	Architect: Kivett and Myers with Charles Deaton
General Contractor: Sharp, Kidde, Webb	Grass Installations: S.W. Franks (General Contractor) July 1994

ORIGINAL COSTS:	
Dual Stadium Complex: \$53,000,000	Additions Paid by Chiefs: \$9,500,000
	18,000 chair-back seats
	Computerized scoreboard
	Concession and team facilities
	Business suites and office areas

MUNICIPAL STADIUM 1963-1971



LOCATION

E. 22nd and Brooklyn Ave.
Kansas City, Missouri 64127

RECORDS			
Preseason: 11-3-1 (.767)	Regular Season: 44-16-3 (.722)	Postseason: 0-1-0 (.000)	All Games: 55-20-4 (.722)

CAPACITY
Total: 49,002 (1971 - Final Season)

CONSTRUCTION DATA	
Opened: 1923	Upper Deck Added: 1954-55

Municipal Stadium served as the Chiefs original home in Kansas City after previously housing two short-lived NFL franchises, the Kansas City Blues (1924) and the Kansas City Cowboys (1925-26). The Chiefs and the Kansas City Athletics baseball club shared the facility until the A's departed for Oakland following the 1967 season. Kansas City went undefeated (7-0) at home during the 1971 regular season, but the final contest (and only playoff game) in Municipal Stadium's history will live in infamy for Chiefs fans, a devastating double overtime 27-24 playoff loss to the Miami Dolphins on Christmas Day of 1971, a contest which remains the NFL's longest game at 82 minutes, 40 seconds.

COTTON BOWL 1960-1962



LOCATION

Texas State Fairgrounds
Dallas, Texas 75210

RECORDS			
Preseason: 1-0-0 (1.000)	Regular Season: 15-6-0 (.714)	Postseason: 0-0-0 (.000)	All Games: 16-6-0 (.727)

CAPACITY
Total: 75,504 (1962 - Final Season)

CONSTRUCTION DATA	
Opened: 1932	Upper Deck Added: 1948-49

The Cotton Bowl served as the home of the American Football League's Dallas Texans from 1960-62 before the franchise moved to Kansas City in 1963 and became known as the Chiefs. The Texans shared the stadium with the NFL's expansion Dallas Cowboys. The facility served until 1999 as a home field for SMU, the alma mater of Chiefs Founder Lamar Hunt. The Texans final contest in the Cotton Bowl was a 26-17 win over the San Diego Chargers on December 16, 1962, before a sparse crowd of 18,384 fans. The Texans would win a 20-17 double-overtime thriller the next week at Houston to capture the first of three AFL titles.

ARROWHEAD STADIUM STORY

Arrowhead Stadium opened its doors for the first time on Aug. 12, 1972 as the Kansas City Chiefs hosted the St. Louis Cardinals in front of 78,190 fans for a preseason game. Since that initial contest, much has changed at the iconic venue. Several innovative concepts have been discussed over the years, with some concepts put into action during multiple renovations and upgrades to the facility. While many modernizations have taken place, the spirit of the stadium remains the same as it was for that first preseason football game in 1972.

Arrowhead Stadium Timeline:

1967: In the late 1960s, after design and seating capacity concerns caused plans for a single, multi-purpose domed stadium to be scrapped, Kansas City opted to construct two separate stadiums, one for football and one for baseball. Voters approved the Sports Complex bond issue in 1967, which included plans for a revolutionary concept – the world's first rolling stadium roof. Construction cost overruns and project delays caused by a lengthy strike eventually forced the roof concept to be put on hold.

1984: The Jackson County Sports Authority again investigated the feasibility of a dome – this time made of fabric – but that concept too was shelved as being unnecessary and financially impractical.

1994: Under Arrowhead's continued open-air arrangement, a natural playing surface was installed in the facility for the first time.

1999: The stadium saw its first seat upgrade, replacing all 33,975 seats in the upper level and all 35,277 seats in the lower level.

2000: Prior to the 2000 season, all 10,199 club level seats were replaced.

2006: On April 4, 2006, Jackson County, Mo., taxpayers approved a 3/8 cent sales tax that was expected to raise \$425 million for improvements to the Sports Complex, including \$212.5 million for Arrowhead. The State of Missouri also contributed \$37.5 million. In addition, the Hunt family contributed \$125 million to the project.

2010: Upgrades were officially done prior to the start of the 2010 season and included Founder's Plaza, the Ford Fan Zone, the Chiefs Sports Lab, the Chiefs Hall of Honor, the Founder's Club, the CommunityAmerica Club Level and a new team store. Other improvements included an upgraded sound and scoreboard system, a 360-degree video ribbon board and concourses that were doubled in size.

2013: The club introduced a stadium-wide Wi-Fi network at Arrowhead, installing 600 high-density wireless access points as part of a seven-figure investment to create a more fully integrated mobile experience for Chiefs fans. Arrowhead Wi-Fi changed the way fans consume Chiefs content in-stadium, and also changed the way fans interact with the team and each other. The Wi-Fi network received an upgrade over two years in 2017 and 2018.

2019: Prior to the 2019 season, the Chiefs committed more than \$10 million in upgrades to the stadium, including concrete repairs and new waterproofing measures in the stadium's upper level. In addition, the club replaced most seats in the upper deck with a newer version that includes cupholders, and in some cases, wider seats. The club also upgraded the technology in the west scoreboard to state-of-the-art LED technology that will offer an enhanced screen image for fans in Arrowhead. A tradition that began in the earliest days of the Chiefs franchise at Municipal Stadium will also see an upgrade in 2019, as the team introduced the GEHA Drum Deck, moving the club's pregame drum tradition from field-level to a more prominent location in the upper deck in the west endzone.

2020: In the week following Kansas City's AFC Championship victory on Jan. 19, 2020, the club announced multiple offseason projects to get Arrowhead ready for the 2020 season, including new seats in the lower bowl and a few sections in the upper bowl that weren't replaced in 2019; a technology upgrade to the east end zone scoreboard; enclosing multiple open-air field box suites; and an expanded Team Store. Additional offseason work that was scheduled, including a renovation to the home locker room was put on hold due to the coronavirus pandemic.

To this day, Arrowhead Stadium remains one of the most iconic stadiums in the NFL, and these improvements ensure it is not only one of the nation's top venues for fans to experience the excitement of the NFL, but is also a year-round entertainment destination serving the entire Midwest region.



Original plans for the Truman Sports Complex called for a rolling roof which could cover Arrowhead or its baseball counterpart, Kauffman Stadium - a revolutionary concept at the time.



CHIEFS TOP HOME CROWDS (Regular Season and Playoffs)

Date	Opponent	ATTEND.
Oct. 2, 2000	Seattle	82,893*
Nov. 5, 1972	Oakland	82,094
Sept. 11, 1994	San Francisco	79,907
Sept. 17, 1972	Miami	79,829
Nov. 23, 2006	Denver	79,484
Sept. 22, 1996	Denver	79,439
Oct. 26, 1998	Pittsburgh	79,431
Oct. 9, 1995	San Diego	79,288
Sept. 8, 1996	Oakland	79,281
Nov. 10, 1996	Green Bay	79,281
Oct. 7, 1996	Pittsburgh	79,189
Jan. 11, 2004	Indianapolis	79,159

All at Arrowhead


*Arrowhead attendance: 78,502;
Kauffman Stadium attendance: 4,391

ARROWHEAD STADIUM

ARROWHEAD'S FOOTBALL TRADITION

Arrowhead Stadium has been a destination for football aficionados since it opened in 1972. In addition to serving as the "Home of the Chiefs," Arrowhead has hosted or is scheduled to host a number different college football contests. The first college game played at the facility was a SWAC contest on October 14, 1972 in which Grambling defeated Mississippi Valley State in front of a crowd of 9,833. The Dr Pepper Big 12 Championship, an annual Missouri vs. Kansas "Border Showdown" and "The Fall Classic" between Division II powers Northwest Missouri State and Pittsburg State have all been past regular events at Arrowhead. The facility also served as the site of the 1974 AFC-NFC Pro Bowl.


1974 AFC-NFC PRO BOWL



January 20, 1974 • 66,918



NFC	0	10	0	3	—	13
AFC	3	3	3	6	—	15



In conditions that were described as cold, but humid, coaches Tom Landry of Dallas (NFC) and John Madden of Oakland (AFC) watched their teams combine for 15 fumbles and four interceptions in the 1974 Pro Bowl at Arrowhead Stadium.






K Garo Yepremian of the Dolphins kicked a Pro Bowl-record five field goals, accounting for all 15 of the AFC's points en route to earning MVP honors. Yepremian's fourth field goal gave the AFC a 12-10 fourth-quarter lead, but RB O.J. Simpson's fumble minutes later would set up a 21-yard field goal for a 13-12 NFC lead with less than two minutes to play. Miami QB Bob Griese answered by driving the AFC into position for the winning score. Yepremian would split the uprights with just 0:21 remaining to give the AFC a 15-13 win.

COLLEGE FOOTBALL AT ARROWHEAD



THE DR PEPPER BIG 12 CHAMPIONSHIP

Since 2000, Arrowhead Stadium has played host to the Dr Pepper Big 12 Football Championship Game five times. Oklahoma has claimed four of the five contests played in Kansas City, including a 62-21 win over Missouri in the most recent affair on 12/6/08.

2000		#1 Oklahoma - 27 #8 Kansas State - 24 December 2, 2000 • 76,665	QB Josh Heupel throws for two TDs as Oklahoma advances to win the national championship game.
2003		#15 Kansas State - 35 #1 Oklahoma - 7 December 6, 2003 • 79,491	Olathe, Kansas native RB Darren Sproles racks up 323 yards from scrimmage as Kansas State claims its first Big XII Championship.
2004		#2 Oklahoma - 42 Colorado - 3 December 4, 2004 • 62,130	RB Adrian Peterson scores three rushing TDs as Oklahoma advances to the national championship game vs. USC.
2006		#8 Oklahoma - 21 #19 Nebraska - 7 December 2, 2006 • 80,031	WR Malcolm Kelly (10 catches for 142 yards) catches two TD passes as Sooners advance to the 2007 Fiesta Bowl.
2008		#4 Oklahoma - 62 #19 Missouri - 21 December 6, 2008 • 71,004	Oklahoma becomes the first team to score at least 60 points in five straight games since Tulsa in '19.




THE BORDER SHOWDOWN Missouri vs. Kansas



The Missouri-Kansas football series was at one point, the second-most played rivalry in college football history. This football rivalry originated in Kansas City on October 31, 1891 with a 22-10 Kansas win. Missouri leads the all-time series 57-54-9. A total of 26 contests in this 120-year rivalry have been played in Kansas City, including 19 of the first 20 games. In 2007, the clash once again called Kansas City home as Arrowhead Stadium played host to the storied traditions of MU and KU for a five-year series.



2007 **#4 Missouri - 36**
#2 Kansas - 28
 11/24/07 • 80,537

2008 **Kansas - 40**
#12 Missouri - 37
 11/29/08 • 79,123

2009 **Missouri - 41**
Kansas - 39
 11/28/09 • 70,072

2010 **Missouri - 35**
Kansas - 7
 11/27/10 • 55,788

2011 **Missouri - 24**
Kansas - 10
 11/26/11 • 47,059

KANSAS STATE VS. IOWA STATE

Kansas State University and Iowa State University reached an agreement to play regular season Big 12 Conference contests between the two schools at Arrowhead Stadium in 2009 and 2010. In the initial game of the series at Arrowhead, Kansas State blocked an Iowa State extra point attempt with 0:32 left on the clock to seal the Wildcats 24-23 victory. The 2010 contest resulted in a seven-point Kansas State victory as RB Daniel Thomas registered 34 carries for 189 yards and two TDs.

2009 **Kansas State - 24**
Iowa State - 23
 10/3/09 • 40,851

2010 **Kansas State - 27**
Iowa State - 20
 9/18/10 • 38,468



COLLEGE FOOTBALL AT ARROWHEAD

MIAA CONFERENCE SHOWDOWNS

First tabbed "The Clash of Champions," the original Fall Classic at Arrowhead Stadium paired perennial NCAA Division II powerhouses Pittsburg State and Northwest Missouri State in a Mid-America Intercollegiate Athletics Association regular season contest from 2002-2013. After 12 consecutive contests against Pittsburg State, Northwest Missouri State faced Central Missouri in two MIAA matchups at Arrowhead in 2016-17. The inaugural contest in 2002 drew 26,695 fans, an unofficial NCAA Division II single-game attendance record. Northwest Missouri and Pittsburg State returned to Arrowhead in 2019 to renew the original "Fall Classic" matchup.



Date	Results	Attendance	Of Note
10/17/02	NWMS 29 - PSU 7	26,695	Game sets unofficial NCAA Div. II attendance record.
11/15/03	NWMS 20 - PSU 19	20,324	NWMS blocks FG with 0:55 left to preserve win.
11/6/04	PSU 21 - NWMS 17	25,300	Teams enter game as the top two in Div. II rankings.
10/29/05	PSU 56 - NWMS 35	21,044	NWMS later plays in Div. II Championship Game.
11/4/06	NWMS 41 - PSU 14	22,561	NWMS advances to 2nd-straight Div. II Champ. Game.
10/6/07	NWMS 37 - PSU 34 OT	19,103	One-yard TD run in OT gives the Bearcats the win.
11/22/08	NWMS 35 - PSU 10	21,316	Schools meet again in NCAA Division II Playoffs.
9/12/09	NWMS 30 - PSU 10	20,813	NWMS goes on to win NCAA Division II Championship.
11/13/10	NWMS 22 - PSU 16	16,504	NWMS advanced to NCAA Division II Semifinals.
10/1/11	PSU 38 - NWMS 35	15,106	PSU goes on to win NCAA Division II Championship.
10/13/12	NWMS 31 - PSU 21	15,349	NWMS advanced to round two of NCAA Division II tournament.
10/19/13	NWMS 24 - PSU 15	17,369	NWMS goes on to win NCAA Division II Championship.
10/1/16	NWMS 42 - UCM 17	15,349	NWMS goes on to win NCAA Division II Championship, sixth title.
9/30/17	NWMS 24 - UCM 20	12,765	NWMS scored go-ahead TD with seven seconds left.
10/12/19	NWMS 38 - PSU 17	14,228	NWMS advanced to quarterfinals of NCAA Division II tournament.

OTHER COLLEGE FOOTBALL GAMES AT ARROWHEAD

Date	Results	Att.	Of Note
10/14/72	Grambling 27 - Miss. Valley St. 21	9,833	First college football game ever held at Arrowhead.
10/3/98	Nebraska 24 - Oklahoma St. 17	79,555	Western Star Classic is first Div. I game at Arrowhead.
8/26/00	Kansas State 27 - Iowa 7	77,148	K-State wins The Eddie Robinson Football Classic.
8/24/02	Florida State 38 - Iowa State 31	55,132	FSU wins The Eddie Robinson Football Classic.
8/23/03	Kansas State 42 - California 28	50,823	K-State victorious in Black Coaches Assoc. Game.
9/3/05	Missouri 44 - Arkansas State 17	32,906	QB Brad Smith gains 412 yards and four TDs.
10/15/05	Oklahoma 19 - Kansas 3	54,109	Oklahoma defense limits Kansas to 97 total yards.
9/14/13	Lincoln University 47 - Grambling 34	20,176	Lincoln puts up 600 yards of total offense in win.
9/6/14	Langston University 49 - Lincoln 48	8,076	Langston overcomes 42-28 halftime deficit.
10/11/14	MNU (Kan.) 20 - Missouri Valley 17	6,070*	Game One of NAIA Gridiron Challenge.
10/11/14	Baker University 27 - Benedictine 21	6,070*	Game Two of NAIA Gridiron Challenge.
11/14/15	Missouri 20 - BYU 16	42,824	First Div. I game at Arrowhead since 2011

MAJOR ARROWHEAD EVENTS

NON-FOOTBALL, NON-WIZARDS (PRE-2007) EVENTS (1972-Present)

Concerts/Music Events

1973
 Elton John
1974
 Black Oak Arkansas
1975
 Deep Purple
 Black Oak Arkansas
 Rolling Stones
 Beach Boys & Ozark
 Mountain Daredevils
1976
 Beach Boys & Doobie
 Brothers
 ZZ Top
 Jethro Tull
 Earth, Wind & Fire
 Johnny Cash
 Music Sound Funk Festival
 Country Festival
1977
 Peter Frampton
1978
 Summer Rock I
 Willie Nelson
 Summer Rock 2
1979
 Ted Nugent
1980
 Super Bowl of Rock & Roll
 Doobie Brothers Concert
1982
 Summer Jam I
 Summer Jam II
1984
 Michael Jackson
1988
 Pink Floyd
 Monsters of Rock
 Drum Corps International
1989
 The Who
 Rolling Stones
 Drum Corps International
1992
 Guns & Roses/Metallica
 U2
1993
 Paul McCartney
1994
 Pink Floyd
1997
 U2
1998
 George Strait
1999
 George Strait
2001
 George Strait
 NSYNC
 KC 150 Celebration
2011
 Kenny Chesney
 Taylor Swift
2012
 Kenny Chesney & Tim
 McGraw
2013
 Kenny Chesney

2015
 Rolling Stones
 One Direction
 Kenny Chesney & Jason
 Aldean
2016
 Kenny Chesney
 Guns & Roses
2017
 U2
2018
 Kenny Chesney
 Taylor Swift
 Ed Sheeran

Conventions

1996
 Promise Keepers
1997
 Promise Keepers
2004
 Billy Graham Crusade
2015
 American Royal World Series
 of Barbecue

Soccer

1973
 High School Soccer All-Star
 Game
1990
 MLS All-Stars vs. US National
 Soccer
 MLS All-Stars vs. US National
 Soccer
1999
 Nike U.S. Women's Cup
2000
 Nike "Road to Glory"
 Women's Soccer Game
2001
 World Cup Qualifying Round
 – U.S.A. vs. Costa Rica
2004
 Lamar Hunt U.S. Open Cup
 Championship Game
 U.S. Women's Olympic
 Soccer Team vs. Mexico
2009
 El Clasico — Club Deportivo
 Guadalajara S.A. de C.V.
 (Chivas) vs. Club America
2010
 Kansas City Wizards vs.
 Manchester United
2015
 International Friendly —
 Mexico vs. Paraguay

High School Sports

1972
 High School Bowl
1973
 Missouri High School Playoffs
1976
 Big Brothers High School
 Game
1977
 Big Brothers High School
 Game

1978
 Big Brothers High School
 Game
1979
 Big Brothers High School
 Game
1980
 Big Brothers High School
 Game
1981
 Big Brothers High School
 Game
1982
 Show-Me Bowl
 Big Brothers High School
 Game
1983
 Big Brothers High School
 Game
1984
 Missouri High School Playoffs
1985
 Big Brothers High School
 Game
1986
 Missouri High School Playoffs
1992
 Metro Dream Classic
1993
 Mo/Kan All-Star Game
2011
 Joplin vs. Ray-Pec H.S.
 Game

Motor Sports

1980
 Tractor Pull
 Motocross
1981
 Motocross
 Super Bowl of Motocross
 Mud-A-Thon
1982
 Mud-A-Thon
 Motocross
1983
 Motor Spectacular
 Miller Supercross Motocross
1985
 Motor Spectacular
1986
 Motor Spectacular
1987
 Motor Spectacular
1988
 Motor Spectacular
1989
 Motor Spectacular
1990
 Motor Spectacular
1991
 Motor Spectacular
1992
 Motor Spectacular
1993
 Motor Spectacular
2019
 Monster Jam



Note: Dating back to 1972, Arrowhead has hosted more than 100 non-football or non-Wizards events.

ALL-TIME ROSTER

Player	Pos.	Jersey(s) Worn	College	GP/GS	Year(s) Played	Year(s) Started
A						
Abdullah, Husain	S	39	Washington State	43/22	2013-15	2014
Abell, Bud	LB	52	Missouri	40/0*	1966-68	
Acker, Bill	NT/DE	64, 74	Texas	5/2	1982, 1987	
Acker, Kenneth	CB	27, 25	SMU	25/2	2016-17	
Adamle, Mike	RB	1	Northwestern	22/4	1971-72	
Adams, Tony	QB	11	Utah State	50/7	1975-78	
Adams, Vashone	S	26	Eastern Michigan	0/0	1998	
Adickes, Mark	G	61	Baylor	53/48	1986-89	1986-89
Adkins, Kevin	C	65	Oklahoma	2/0	1987	
Agajanian, Ben	K	3	New Mexico	3/0	1961	
Agee, Tommie	RB	32	Auburn	9/0	1989	
Aguiar, Louie	P	5	Utah State	16/0	1994-98	1994-98**
Albert, Branden	T	76	Virginia	85/83	2008-13	2008-13
Ale, Arnold	LB	56	UCLA	2/0	1994	
Alexander, D.J.	LB	57	Oregon State	32/1	2015-16	
Alexander, Derrick	WR	82	Michigan	60/56	1998-01	1998-01
Alford, Darnell	T	72	Boston College	4/0	2000-02	
Allan, Michael	TE	81	Whitworth (WA)	0/0	2007	
Allegretti, Nick	OL	73	Illinois	7/0	2019	
Alleman, Andy	C/G	62	Akron	9/3	2009	
Allen, Jared	DE	69	Idaho State	61/55	2004-07	2004-07
Allen, Jeff	OL	71, 73, 79	Illinois	58/40	2012-15, 2018-19	2012-15, 2018
Allen, Marcus	RB	32	Southern California	77/53	1993-97	1993-96
Allen, Nate	CB	48	Texas Southern	44/24	1971-74	1973-74
Allen, Taje	CB	26	Texas	22/0	2001-02	
Allotey, Victor	G	69	Indiana	0/0	2001-02	
Alt, John	T	76	Iowa	179/149	1984-96	1987-96
Anders, Kimble	FB	38	Houston	125/94	1991-00	1993-98, 2000
Andersen, Jason	G/C	67	Brigham Young	3/0	2002	
Andersen, Morten	K	8	Michigan State	30/0	2002-03	2002-03**
Anderson, Charlie	LB	52	Mississippi	2/0	2010	
Anderson, Curtis	DE	90	Central State (Ohio)	6/0	1979	
Anderson, Darren	CB	44	Toledo	53/5	1994-97	
Anderson, Erick	LB	50	Michigan	8/1	1992-93	
Andrews, Billy	LB	53	Southwest Louisiana	28/28	1976-77	1976-77
Andrusyshyn, Zenon	P	7	UCLA	16/0	1978	1978**
Ane, Charlie	C	56	Michigan State	90/3	1975-80	
Arbanas, Fred	TE	84	Michigan State	104/34*	1961-70	1962-70
Arenas, Javier	CB	21	Alabama	47/12	2010-12	2012
Arnold, Jim	P	6	Vanderbilt	48/0	1983-85	1983-85**
Arnold, Walt	TE	87	New Mexico	47/39	1984-87	1985-86
Asamoah, Jon	G	73	Illinois	59/41	2010-13	2012-13
Ashley, Walker Lee	LB	54	Penn State	16/15	1989	1989
Atkins, Larry	S/LB	35, 50	UCLA	46/0	1999-02	
Auer, Scott	G/T	68	Michigan State	23/6	1984-85	1985
Austin, Hise	CB	21	Prairie View	12/0	1975	
Avant, Jason	WR	81	Michigan	21/1	2014-15	
Avery, Donnie	WR	17	Houston	22/17	2013-14	2013
Avery, Ken	LB	53	Southern Mississippi	14/5	1975	

B

Baab, Mike	C	60	Texas	3/3	1992	
Baber, Billy	TE	45	Virginia	29/2	2001-03	
Babin, Jason	DE	94	Western Michigan	7/4	2008	
Bailey, Allen	DL	97	Miami	86/48	2011-19	2014-15, 2017-18
Bailey, Mark	RB	39	Cal State - Long Beach	27/9	1977-78	1977-78
Bailey, Victor	WR	85, 88	Missouri	2/0	1995-96	
Bair, Brandon	DL	90	Oregon	0/0	2011	
Baker, Jason	P	9	Iowa	18/0	2003-04	2003**
Baker, Jon	K	12	Arizona State	2/0	1999	
Baldinger, Gary	DE	91	Wake Forest	23/4	1986-88	
Baldinger, Rich	T	77	Wake Forest	133/103	1983-92	1987-88, 1990-92
Baldwin, Johnny	LB	57	Alabama A&M	3/0	2007	
Baldwin, Jonathan	WR	89	Pittsburgh	26/10	2011-12	2012
Barbaro, Gary	S	26	Nicholls State	101/101	1976-82	1976-82
Barber, Shawn	LB	59	Nichmond	27/24	2003-05	2003-04
Barker, Bryan	P	4	Santa Clara	60/0	1990-93	1990-93**
Barksdale, Rashad	CB	35	Albany (NY)	6/0	2007	
Barndt, Tom	DT/G	71	Pittsburgh	61/30	1996-99	1998-99

Player	Pos.	Jersey(s) Worn	College	GP/GS	Year(s) Played	Year(s) Started
Barnes, Charley	E	82	Northeast Louisiana	4/--	1961	
Barnes, Lew	WR	80	Oregon	2/0	1989	
Barnes, Pat	QB	17	California	1/0	1997	
Barnes, T.J.	DL	77	Georgia Tech	5/0	2016	
Barnett, Tim	WR	82	Jackson State	44/11	1991-93	1991
Bartee, William	CB	24	Oklahoma	87/31	2000-06	2002, 2004
Barth, Connor	K	5	North Carolina	10/0	2008	2008**
Barton, Jim	C	50	Marshall	14/--	1960	1960
Bartrum, Mike	TE	87	Marshall	3/0	1993	
Bates, Jackie	CB	41	Hampton	2/1	2010	
Battle, Jackie	RB	26	Houston	48/4	2007-11	
Battle, Julian	CB	26	Tennessee	26/1	2003-05	
Baugh, Tom	C	58	Southern Illinois	29/16	1986-88	1987-88
Baxter, Keith	CB	46	Marshall	0/0	2017	
Bayless, Martin	S	21, 30	Bowling Green	59/28	1992-93, 1995-96	1992-93
Beathard, Pete	QB	10	Southern California	51/2	1964-67, 1973	
Becht, Anthony	TE	88	West Virginia	9/5	2011	
Beckman, Ed	TE	85	Florida State	107/12	1977-84	1983
Beisel, Monty	DE/LB	52, 56, 96	Kansas State	58/9	2001-04, 2009	2004
Beisler, Randy	G	64	Indiana	3/2	1975	
Belcher, Jovan	LB	59	Maine	59/44	2009-12	2010-12
Bell, Billy	CB	40	Lamar	8/1	1991	
Bell, Blake	TE	81	Oklahoma	15/7	2019	
Bell, Bobby	LB	78	Minnesota	168/98*	1963-74	1963-74
Bell, Kendrell	LB	99	Georgia	43/28	2005-07	2005-06
Bell, Mike	DE	99	Colorado State	135/97	1979-85, 1987-91	1981-85, 1987-89
Bellamy, Josh	WR	11	Louisville	3/0	2012	
Belser, Ceasar	DB	24	Arkansas AM&N	56/0	1968-71	
Belser, Jason	S	29	Oklahoma	32/8	2001-02	
Belton, Horace	RB	35	Southeast Louisiana	46/6	1978-81	
Benjamin, Kelvin	WR	81	Florida State	3/0	2018	
Bennett, Donnell	RB	30	Miami (Fla.)	86/15	1994-00	1998
Bennett, Michael	RB	26	Wisconsin	17/0	2006-07	
Bentley, Scott	K	9	Florida State	2/0	1999	
Bergey, Bruce	TE	84	UCLA	7/0	1971	
Bernet, Ed	E	85	SMU	9/--	1960	
Bernhardt, Roger	G	68	Kansas	4/3	1975	
Berry, Eric	S	29	Tennessee	89/87	2010-18	2010, 2012-16, 2017
Best, Keith	LB	55	Kansas State	6/0	1972	
Biodrowski, Dennis	G	61	Memphis State	30/--	1963-67	
Birden, J.J.	WR	88	Oregon	77/42	1990-94	1992-94
Bishop, Sonny	G	66	Fresno State	14/--	1962	
Black, James	DE	67	South Carolina State	1/0	1987	
Black, Jordan	G/T	65	Notre Dame	48/29	2003-06	2006
Blackledge, Todd	QB	14	Penn State	40/24	1983-87	1984-86
Blackshear, Jeff	G	60	NE Louisiana	16/15	2000	2000
Blakely, Robert	WR	83	North Dakota State	2/0	1982	
Blanton, Jerry	LB	57	Kentucky	92/49	1979-85	1981-84
Blaylock, Derrick	RB	23	Stephen F. Austin	40/5	2001-04	
Bledsoe, Curtis	RB	30	San Diego State	16/1	1981-82	
Blundin, Matt	QB	14	Virginia	2/0	1992-95	
Bober, Chris	G/T	67	Nebraska - Omaha	44/6	2004-07	
Boerigter, Marc	WR	85	Hastings	41/2	2002-05	
Boiman, Rocky	LB	50	Notre Dame	11/9	2008	
Bolden, Juran	CB	43	Mississippi Delta J.C.	7/0	1999	
Bograkos, Steve	S	49	Central Michigan	0/0	1976	
Bono, Steve	QB	13	UCLA	36/31	1994-96	1995-96
Booker, Vaughn	DE	99	Cincinnati	56/22	1994-97	1995-97
Bookman, John	DB	22	Miami (Fla.)	14/--	1960	
Boone, Alfonso	DT	70	Mt. San Antonio JC	30/19	2007-08	2007
Boss, Kevin	TE	80	Western Oregon	2/2	2012	2012
Bowe, Dwayne	WR	82	Louisiana State	118/112	2007-14	2007-14
Boydston, Max	E	81	Oklahoma	25/--	1960-61	1960-61
Brackenridge, Tyron	CB	34	Washington State	14/1	2007-08	
Bradley, Mark	WR	83	Oklahoma	23/14	2008-09	2008
Bragg, Michael	CB	38	Texas A&M - Kingsville	4/0	2006	
Branch, Mel	DE	87	Louisiana State	84/--	1960-65	1960-65
Branch, Tyvon	DB	27	Connecticut	16/1	2015	
Brannan, Solomon	DB	38	Morris Brown	0/0	1965-66	
Bray, Tyler	QB	9	Tennessee	1/0	2013-17	
Breaston, Steve	WR	15	Michigan	26/17	2011-12	2011
Breeland, Bashaud	CB	21	Clemson	16/15	2019	2019
Briggs, Bob	DE	84	Heidelberg	7/1	1974	
Brock, Kevin	TE	46	Rutgers	4/0	2013	
Brockington, John	RB	43	Ohio State	10/7	1977	1977
Brooker, Tommy	E/K	81	Alabama	55/--	1962-66	1962-66**
Brooks, Bucky	CB	45	North Carolina	9/0	1997-98	

Player	Pos.	Jersey(s) Worn	College	GP/GS	Year(s) Played	Year(s) Started
Brown, Aaron	DE	87	Minnesota	78/57*	1966-72	1968-71
Brown, Alex	CB	30	South Carolina State	3/0	2019	
Brown, Colin	G	61	Missouri	0/0	2009	
Brown, Dee	RB	22, 38	Syracuse	23/0	2005-06	
Brown, Eric	WR	86	Tulsa	2/1	1987	
Brown, Jalil	DB	30	Colorado	29/2	2011-12	
Brown, Larry	T	79	Miami (Fla.)	5/0	1978-79	
Brown, Mike	S	30	Nebraska	16/16	2009	2009
Brown, Theotis	RB	27	UCLA	26/16	1983-84	1983-84
Browning, John	DE/DT	93	West Virginia	121/96	1996-06	1997-98, 2000-05
Brunson, Larry	WR	83	Colorado	53/43	1974-77	1976-77
Bryant, Bob	E	89	Texas	10/--	1960	1960
Bryant, Trent	CB	45	Arkansas	28/17	1982-83, 1987	
Buchanan, Buck	DT	86	Grambling	182/93*	1963-75	1963-75
Budde, Brad	G	66, 71	Southern California	92/80	1980-86	1981-86
Budde, Ed	G	71	Michigan State	177/96*	1963-76	1964-74
Burford, Chris	E	88	Stanford	103/--	1960-67	1960-67
Burgmeier, Ted	S	48	Notre Dame	8/2	1978	
Burks, Ray	LB	59	UCLA	13/0	1977	
Burruss, Lloyd	S	34	Maryland	145/103	1981-91	1981-88
Burton, Antwon	DT	61	Temple	1/0	2008	
Bush, Lew	LB	51, 56	Washington State	37/24	2000-02	2000-01
Butker, Harrison	K	7	Georgia Tech	45/0	2017-19	2017-19**
Butler, Gary	TE	82	Rice	14/3	1973	
Butler, Gerald	WR	86	Nicholls State	0/0	1977	

C

Cadrez, Glenn	LB	51, 59	Houston	28/6	2001-02	
Cadwell, John	G	61	Oregon State	4/--	1961	
Cancik, Phil	LB	56	Northern Arizona	16/1	1981	
Cannon, Billy	TE	80	Louisiana State	6/3	1970	
Cannon, Mark	C	70	Texas - Arlington	11/0	1989	
Carlson, Dean	QB	9	Iowa State	1/0	1972-74	
Carney, John	K	5	Notre Dame	5/0	2007	
Carnahan, Andrew	T	71	Arizona State	0/0	2008	
Carolan, Reg	E	80	Idaho	62/1*	1964-68	
Carr, Brandon	CB	39	Grand Valley State	64/64	2008-11	2008-11
Carruth, Paul Ott	RB	30	Alabama	2/1	1989	
Carson, Carlos	WR	88	Louisiana State	120/91	1980-89	1982-88
Carter, Dale	CB	34	Tennessee	104/88	1992-98	1992-98
Carter, M.L.	CB	42	Cal State - Fullerton	33/9	1979-81	1979
Carter, Perry	CB	22	Southern Mississippi	2/0	1995	
Case, Frank	DE	95	Penn State	7/0	1981	
Cassel, Matt	QB	7	Southern California	48/47	2009-12	2009-12
Castille, Tim	RB	46	Alabama	17/4	2009-10	
Cash, Keith	TE	89	Texas	59/32	1992-96	1992, 1994-95
Catapano, Mike	DE	77	Princeton	15/0	2013-14	
Caveness, Ronnie	LB	50	Arkansas	7/--	1965	
Caver, Quinton	LB	52	Arkansas	29/4	2002-04	
Celestin, Oliver	CB	35	Texas Southern	8/0	2008	
Chambers, Chris	WR	11, 84	Wisconsin	22/16	2009-10	2009-10
Chappell, Devin	S	47	Oregon State	0/0	2017	
Charles, Jamaal	RB	25	Texas	103/69	2008-16	2009, 2012-15
Charles, Orson	TE	82	Georgia	5/0	2017	
Cheek, Steve	P	5	Humboldt State	12/0	2004	2004**
Cherry, Deron	S	20	Rutgers	148/124	1981-91	1983-91
Chesson, Jehu	WR	80	Michigan	12/1	2017	
Chilton, Gene	G/C	62	Texas	16/0	1989	
Christopher, Herb	S	41	Morris Brown	50/24	1979-82	1979-80
Claiborne, Morris	CB	20	Louisiana State	8/1	2019	
Clark, Bruce	DE	95	Penn State	11/0	1989	
Clark, Frank	DE	55	Michigan	14/11	2019	2019
Clark, Wayne	QB	13	U.S. International	1/0	1975	
Clavelle, Shannon	DT	91	Colorado	1/0	1997	
Clements, Tom	QB	2	Notre Dame	1/0	1980	
Clemons, Duane	DE	99	California	44/43	2000-02	2000-02
Clemons, Michael	RB	46	William & Mary	8/0	1987	
Cloud, Michael	RB	34	Boston College	56/6	1999-02	
Coan, Bert	RB	23	Kansas	68/2*	1963-68	
Cocroft, Sherman	S	22	San Jose State	44/1	1985-87	
Coffman, Paul	TE	84	Kansas State	27/24	1986-87	
Cofield, Tim	LB	54	Elizabeth City State	43/34	1986-88	1986-88
Colbert, Darrell	WR	81	Texas Southern	15/0	1987-88	
Colbert, Keary	WR	84	Southern California	7/0	2011	
Colbert, Lewis	P	5	Auburn	18/0	1986-87	1986**

Player	Pos.	Jersey(s) Worn	College	GP/GS	Year(s) Played	Year(s) Started
Colclough, Ricardo	CB	23, 30	Tusculum	7/1	2008-09	
Cole, Justin	LB	57	San Jose State	0/0	2010	
Coleman, Kurt	S	27	Ohio State	15/3	2014	
Collier, Tim	CB	37	East Texas State	52/22	1976-79	1977-79
Collins, Mark	CB/S	25	Cal State - Fullerton	46/43	1994-96	1994-96
Collins, Ray	DT	71	Louisiana State	1/--	1960-61	1960-61
Collins, Todd	QB	15	Michigan	13/0	1998-05	
Colquitt, Dustin	P	2	Tennessee	238/0	2005-19	2005-19**
Colter, Jeff	DB	48	Kansas	1/0	1987	
Comings, Sanders	S	26	Georgia	2/0	2013-14	
Condon, Tom	G	65	Boston College	147/119	1974-84	1975-84
Conley, Chris	WR	17	Georgia	53/34	2015-18	2016-18
Connot, Scott	S	41	South Dakota State	2/0	2004	
Cook, Kenny	WR	6	Gardner-Webb	0/0	2016	
Cooper, Louis	LB	55	Western Carolina	79/17	1985-90	1986-87
Cooper, Marcus	CB	31	Rutgers	39/11	2013-15	
Copeland, Danny	S	25	Eastern Kentucky	30/1	1989-90	
Copper, Terrance	WR	10	East Carolina	62/7	2009-12	
Corey, Walt	LB	56	Miami (Fla.)	69/--	1960-66	1960-64
Cornelison, Jerry	T	74	SMU	70/--	1960-65	1960-61
Cottam, Brad	TE	87	Tennessee	24/8	2008-10	
Cox, Mike	FB	42	Georgia Tech	39/17	2008-10	2008-09
Craig, Reggie	WR	80	Arkansas	15/0	1975-76	
Crawford, Keith	S	41	Howard Payne	8/0	1998	
Criswell, Jeff	T	69	Graceland (Iowa)	60/39	1995-98	1995, 1997-98
Crockett, Ray	CB	39	Baylor	29/17	2001-02	2001
Croyle, Brodie	QB	12	Alabama	18/10	2006-10	2007
Cruz, Ronnie	RB	42	Northern State	19/3	2005-06	
Culp, Curley	DT	61	Arizona State	82/69	1968-74	1969-73
Curtis, Kevin	WR	17	Utah State	0/0	2010	

D

Dacus, Weston	LB	57	Arkansas	8/0	2008-09	
Dalton, Lionel	DT	75	Eastern Michigan	34/27	2004-06	2004-05
Daney, George	G	60	Texas - El Paso	97/22	1968-74	1974
Daniel, Chase	QB	10	Missouri	10/2	2013-15	
Daniels, Calvin	LB	50	North Carolina	57/33	1982-85	1983-85
Daniels, Clemon	DB	36	Prairie View	14/--	1960	
Daniels, Travis	CB	34	Louisiana State	56/2	2009-12	
Darce, Jean-Philippe	LS	51	McGill	23/0	2007-08	
Darling, Devard	WR	81	Washington State	16/9	2008-09	2008
Davidson, Cotton	QB/P	19	Baylor	28/26	1960-61	1960-61
Davis, Anthony	LB	50	Utah	68/49	1994-98	1996-98
Davis, Dick	DE	86	Kansas	12/--	1962	
Davis, Felton	WR	80	Michigan State	0/0	2019	
Davis, Knile	RB	34	Arkansas	57/2	2013-16	
Davis, Ricky	S	40	Alabama	13/5	1977	
Davis, Willie	WR	84	Central Arkansas	63/58	1991-95	1992-95
Dawson, Lake	WR	80	Notre Dame	43/26	1994-97	1995, '97
Dawson, Len	QB	16	Purdue	183/158	1962-75	1962-75
Dawson, Mike	NT	73	Arizona	9/0	1984	
DeBerg, Steve	QB	17	San Jose State	57/52	1988-91	1988-91
DeBernardi, Fred	DE	69	Texas - El Paso	7/0	1974	
deBruijn, Case	P	5	Idaho State	1/0	1982	
De La Puente, Brian	G	60	California	0/0	2008	
Delaney, Joe	RB	37	Northwestern Louisiana	23/17	1981-82	1981-82
Del Rio, Jack	LB	50	Southern California	25/17	1987-88	1987-88
Demps, Quintin	S	35	UTEP	16/6	2013	
Dennis, Pat	CB	41	Louisiana - Monore	16/13	2000-01	2000
Devey, Jordan	G	65	Memphis	18/4	2016-18	2018
DeVito, Mike	DE	70	Maine	28/19	2013-15	2013
Diamond, Bill	G	66	Miami (Fla.)	5/--	1963	
Diamond, Charlie	T	79	Miami (Fla.)	51/--	1960-63	1960-63
Dieter, Gehrig	WR	12	Alabama	6/0	2018-19	
Dickerson, Ron	WR	23	Arkansas	15/0	1993-94	
Dickinson, Bo	FB	32	Southern Mississippi	28/--	1960-61	
DiGiacomo, Curt	G	65	Arizona	12/0	1988	
DiMarco, Patrick	FB	49	South Carolina	5/4	2012	
DiMidio, Tony	T	72	West Chester	26/--	1966-67	
Dimmick, Tom	C	55	Houston	13/--	1960	
Dirden, Johnny	WR	80	Sam Houston State	4/0	1979	
Dishman, Cris	CB	26	Purdue	16/16	1999	1999
Dixon, Al	TE	84	Iowa State	39/20	1979-82	1981-82
Dixon, Ernest	LB	56	South Carolina	1/0	1998	
Dixon, Ronnie	DT	90	Cincinnati	4/0	1998	

Player	Pos.	Jersey(s) Worn	College	GP/GS	Year(s) Played	Year(s) Started
Dohring, Tom	T	71	Michigan	3/1	1992	
Dombroski, Paul	S	46	Linfield	42/13	1980-81	
Donaldson, Jeff	S	42	Colorado	16/9	1990	1990
Donnalley, Rick	C	51	North Carolina	22/22	1986-87	1986-87
Dorsey, Glenn	DE/DT	72	Louisiana State	66/65	2008-12	2008-11
Dorsey, Larry	WR	80	Tennessee State	16/0	1978	
Dotson, Alphonse	DT	79	Grambling	1/--	1965	
Doubiago, Dan	T	66	Utah	3/0	1987	
Douglas, Dameane	WR	11	California	0/0	2003	
Downing, Eric	DT	79, 92	Syracuse	42/13	2001-03	2001
Dozier, Cornelius	S	26	SMU	2/0	1987	
Draughn, Shaun	RB	32	North Carolina	17/0	2011-12	
Drayton, Troy	TE	87	Penn State	16/1	2000	
Dressel, Chris	TE	93	Stanford	7/0	1989	
Dressler, Doug	RB	41	Chico State	8/0	1975	
Drougas, Tom	T	76	Oregon	7/1	1974	
Drummond, Eddie	WR	85	Penn State	12/0	2007	
Dumas, Troy	LB	55	Nebraska	14/0	1995-97	
Duncan, Randy	QB	15	Iowa	14/2	1961	
Dunn, Jason	TE	89	Eastern Kentucky	119/25	2000-07	
Duvernay-Tardif, Laurent	OL	76	McGill	60/57	2014-19	2015-19
Dyal, Mike	TE	87	Texas A&I	9/0	1992-93	

E

Eachus, Nate	FB	45	Colgate	11/2	2012	
Easy, Omar	FB	43	Penn State	37/0	2002-04	
Eatman, Irv	T	75	UCLA	69/51	1986-90	1986-89
Edwards, Donnie	LB	59	UCLA	117/100	1996-01, 2007-08	1997-01, 2007-08
Edwards, Ron	DT	95	Texas A&M	80/61	2006-10	2006-07, 2009-10
Ehinger, Parker	OL	79	Cincinnati	6/5	2016-17	2016
Elam, Abram	S	27	Kent State	12/7	2012	
Eligwe, Ukeme	LB	45	Georgia Southern	14/1	2017	
Ellis, Alex	TE	82	Tennessee	2/0	2018	
Elkins, Mike	QB	10	Wake Forest	1/0	1989-90	
Elliott, Lin	K	2	Texas Tech	32/0	1994-95	1994-95**
Ellison, Atiyah	DE	99	Missouri	0/0	2010	
Ellison, Willie	RB	24	Texas Southern	15/9	1973-74	1973
Elrod, Jimbo	LB	57	Oklahoma	36/5	1976-78	
Engram, Bobby	WR	84	Penn State	5/0	2009	
Enis, Hunter	QB	14	TCU	14/0	1960	
Epps, Jack	S	25	Kansas State	3/2	1987	
Erving, Cam	OL	75	Florida State	40/25	2017-19	2018-19
Espinoza, Alex	QB	12	Iowa State	1/0	1987	
Estell, Richard	WR	84	Kansas	2/0	1987	
Estes, Lawrence	DE	74	Alcom A&M	18/7	1975-76	
Evans, James	RB	41	Southern (La.)	2/0	1987	
Evans, Mike	DE	94	Michigan	12/1	1992	
Everett, Eric	CB	39	Texas Tech	11/0	1991	

F

Fada, Rob	G	65	Pittsburgh	5/0	1985	
Fanaika, Paul	G	74	Arizona State	0/0	2015	
Farrier, Curt	DT	70	Montana State	27/--	1963-65	
Fasano, Anthony	TE	80	Notre Dame	24/22	2013-14	2013-14
Favors, Greg	LB	54	Mississippi State	16/4	1998	
Feehery, Gerry	C	64	Syracuse	6/6	1988	
Fenton, Rashad	CB	27	South Carolina	12/0	2019	
Fields, Jaime	LB	59	Washington	17/2	1993-95	
Fields, Jitter	RB	46	Texas	5/0	1987	
Finley, Clint	S	38	Nebraska	4/0	2002-03	
Fisher, Eric	T	72	Central Michigan	102/98	2013-19	2013-19
Fleming, Jamell	CB	30	Oklahoma	23/4	2014-15	
Flores, Tom	QB	12	Pacific	5/0	1969	
Flowers, Brandon	CB	24	Virginia Tech	88/87	2008-13	2008-13
Flynn, Don	DB	18	Houston	20/--	1960-61	1960-61
Foles, Nick	QB	4	Arizona	3/1	2016	
Ford, Dee	LB	55	Auburn	67/41	2014-18	2018
Foschi, John Paul	TE	84	Georgia Tech	7/0	2008	
Fournet, Sid	G	62	Louisiana State	28/--	1960-61	1960-61
Fox, Keyaron	LB	97	Georgia Tech	40/4	2004-07	
Franklin, Jerry	LB	59	Arkansas	7/0	2014	
Franklin, Will	WR	85	Missouri	13/1	2008	
Fraser, Jim	LB	51	Wisconsin	14/--	1965	

Player	Pos.	Jersey(s) Worn	College	GP/GS	Year(s) Played	Year(s) Started
Frazier, Cliff	DT	61	UCLA	14/12	1977	
Frazier, Randy	LB	95	Morehead State	3/0	1987	
Frazier, Wayne	C	66	Auburn	21/--	1966-67	1966
Frazier, Willie	TE	83	Arkansas AM&N	22/8	1971-72	
Freeman, Eddie	DE	71	Alabama - Birmingham	20/0	2002-03	
Frey, Dick	DE	66	Texas A&M	14/--	1960	
Fujita, Scott	LB	51	California	48/41	2002-04	2002-04
Fuller, Kendall	CB	23	Virginia Tech	26/19	2018-19	2018
Fuller, Steve	QB	4	Clemson	52/28	1979-82	1979-80
Fulton, Zach	OL	73	Tennessee	63/46	2014-17	2014, 2016-17

G

Gafford, Thomas	LS	43, 48	Houston	105/0	2008-14	
Gagliano, Bob	QB	11	Utah State	2/0	1981-83	
Gagner, Larry	G	79	Florida	7/1	1972	
Gaines, Clark	RB	21	Wake Forest	10/0	1981-82	
Gaines, Phillip	CB	23	Rice	41/16	2014-16	
Gaither, Jared	T	71	Maryland	10/0	2011	
Gales, Dion	DE/DT	70	Troy	3/0	2009	
Gamble, Kenny	RB	48	Colgate	19/0	1988-90	
Gammon, Kendall	TE	83	Pittsburg State	106/0	2000-06	
Gannon, Rich	QB	12	Delaware	27/19	1995-98	1998
Gant, Earl	RB	23	Missouri	20/3	1979-80	
Garcia, Bubba	WR	80	Texas - El Paso	6/0	1980	
Gardner, Ellis	T	75	Georgia Tech	8/0	1983	
Gardner, Rod	WR	85	Clemson	14/0	2006	
Garrett, Mike	RB	21	Southern California	58/29*	1966-70	1966-70
Gatewood, Curtis	LB	52	Vanderbilt	6/0	2008	
Gaunt, Steve	WR	83	Northern Colorado	9/0	1979	
Gay, Matt	S	49	Kansas	2/0	1994	
Gehrke, Jack	WR	17	Utah	2/0	1968	
George, Ron	LB	55	Stanford	48/0	1998-00	
Germaine, Joe	QB	7	Ohio State	0/0	2001	
Getty, Charlie	T	77	Penn State	119/104	1974-82	1974-76, 1978-82
Getz, Lee	G	71	Rutgers	3/0	1987	
Gilberry, Wallace	DE	92	Alabama	53/3	2008-11	
Gilliam, Jon	C	65	East Texas State	76/--	1961-67	1962-67
Glenn, Jacoby	CB	26	UCF	0/0	2017	
Goff, Mike	G	79	Iowa	8/7	2009	
Golub, Chris	S	47	Kansas	1/0	1977	
Gonzalez, Tony	TE	88	California	190/174	1997-08	1998-08
Goodburn, Kelly	P	2	Emporia State	48/0	1987-90	1987-88, 1990**
Gossett, Jeff	P	7	Eastern Illinois	15/0	1981-82	1982**
Gordon, Amon	DL	99	Stanford	16/2	2011	
Gordon, Richard	TE	81	Miami	2/0	2013-14	
Graham, Derrick	T	74	Appalachian State	51/16	1990-94	1994
Graham, Tom	LB	56	Oregon	0/0	1974	
Granderson, Rufus	T	75	Prairie View	6/--	1960	
Gray, Carlton	CB	23	UCLA	20/1	1999-00	
Gray, Cyrus	RB	32	Texas A&M	35/0	2012-14	
Gray, Quinn	QB	8	Florida A&M	1/0	2008	
Gray, Tim	S	46	Texas A&M	36/34	1976-78	1976-78
Grayson, Dave	DB	45	Oregon	55/--	1961-64	1962-64
Grbac, Elvis	QB	11, 18	Michigan	49/47	1997-00	1997-00
Green, Boyce	RB	40	Carson Newman	16/7	1986	
Green, Gary	CB	24	Baylor	100/99	1977-83	1977-83
Green, Trent	QB	10	Indiana	88/88	2001-06	2001-06
Green, Woody	RB	27	Arizona State	28/24	1974-76	1974-76
Greene, David	QB	8	Georgia	0/0	2007	
Greene, Ted	LB	54	Tampa	32/--	1960-62	
Greene, Tom	QB	14	Holy Cross	11/0	1961	
Greene, Tracy	TE	87	Grambling	7/2	1994	
Greenwood, Cory	LB	93	Concordia (Canada)	48/0	2010-12	
Gregg, Kelly	DL	77	Oklahoma	16/14	2011	2011
Griffin, Kris	LB	53	Indiana (Pa.)	24/0	2005-06	
Griffin, Leonard	DE	98	Grambling	103/37	1986-93	1988-89, 1992
Griffin, Stephen	RB	39	Tennessee State	1/0	1987	
Grigsby, Boomer	LB/FB	46, 51	Illinois State	44/1	2005-07	
Grow, Monty	S	22	Florida	15/0	1994	
Grubbs, Ben	G	66	Auburn	7/7	2015	2015
Grunhard, Tim	C	61	Notre Dame	169/164	1990-00	1990-00
Grupp, Bob	P	1	Duke	41/0	1979-81	1979-81**
Gunter, Michael	RB	38	Tulsa	6/0	1984	
Gutierrez, Matt	QB	15	Idaho State	1/0	2009	

Player	Pos.	Jersey(s) Worn	College	GP/GS	Year(s) Played	Year(s) Started
Hackett, Dino	LB	56	Appalachian State	85/81	1986-92	1986-91
Hadley, David	CB	23	Alcorn	28/0	1970-72	
Hadnot, James	RB	48	Texas Tech	43/22	1980-83	1980-81
Hagans, Marques	WR	10	Virginia	2/0	2008	
Hagy, John	S	22	Texas	0/0	1991	
Hakim, Saalim	DB	26	Palomar	2/0	2015	
Hali, Tamba	DE/LB	91	Penn State	177/157	2006-17	2006-15
Hall, Carlos	DE	92	Arkansas	14/2	2005	
Hall, Chad	WR	14	Air Force	9/0	2013	
Hall, Dante	RB/WR	20, 82	Texas A&M	97/10	2000-06	
Hamilton, Andy	WR	80	Louisiana State	15/2	1973-74	
Hamilton, Justin	DL	74	Louisiana	5/1	2017-18	
Hamilton, Rick	LB	53	Central Florida	2/0	1994-95	
Hamm, Bob	DE	90	Nevada - Reno	14/5	1985	
Hammond Jr., Frankie	WR	85	Florida	25/3	2014-15	
Hamrick, James	K	4	Rice	3/0	1987	
Hancock, Anthony	WR	82	Tennessee	59/9	1982-86	1983
Hannon, Chris	WR	81	Tennessee	0/0	2006	
Hanoian, Greg	FB	43	Syracuse	0/0	2006	
Hardison, Dee	NT	93	North Carolina	7/1	1988	
Hardman, Mecole	WR	17	Georgia	16/5	2019	
Hargain, Tony	WR	81	Oregon	12/0	1992	
Harrell, James	LB	57	Florida	11/4	1987	
Harris, Bob	LB	92	Auburn	3/3	1987	
Harris, Corey	CB	40	North Alabama	21/0	2001-03	
Harris, Darryl	G	66	Mississippi	1/0	2009	
Harris, Demetrius	TE	84	UW-Milwaukee	71/36	2014-18	2015-18
Harris, Demone	DE	52	Buffalo	4/0	2019	
Harris, Eric	CB	44	Memphis State	39/39	1980-82	1980-82
Harris, Gilbert	RB	30	Arizona	4/0	2007	
Harris, Jimmy	DB	44	Oklahoma	14/--	1960-61	1960-61
Harris, Napoleon	LB	50	Northwestern	16/13	2007-08	2007
Harris, Nate	LB	98	Louisville	15/0	2007	
Harris, Michael	C/G	73	Grambling	3/0	1989	
Harris, Ryan	T	68	Notre Dame	16/15	2014	2014
Harris, Vernon	CB	48	Dartmouth	0/0	2016	
Harrison, Glynn	RB	22	Georgia	8/0	1976	
Harry, Emile	WR	86	Stanford	79/23	1986-92	
Hartman, Tysyn	S	31	Kansas State	11/2	2012	
Harts, Shaunard	S	42	Boise State	51/17	2001-04	2002
Harvey, James	G	64	Jackson State	4/3	1987-88	
Harvey, Marvin	TE	83	Southern Mississippi	7/0	1981	
Harvey, Stacy	LB	59	Arizona State	9/0	1989	
Haslip, Wilbert	RB	34	Hawaii	5/0	1979	
Hasty, James	CB	40	Washington State	95/89	1995-00	1995-00
Hawkins, Andy	LB	59	Texas A&I	7/3	1988	
Hawkins, Donald	OL	77	Texas	0/0	2017	
Hayes, Jonathan	TE	85	Iowa	136/96	1985-93	1987-93
Hayes, Wendell	RB	38	Humboldt State	93/56	1968-74	1970-74
Haynes, Abner	RB	28	North Texas State	84/--	1960-64	1960-63
Haynes, Louis	LB	56	North Texas State	11/0	1982-83	
Headrick, Sherrill	LB	69	TCU	108/--	1960-67	1960-67
Heard, Herman	RB	44	Southern Colorado	87/51	1984-89	1984-87, 1989
Helton, Darius	G	62	North Carolina Central	6/0	1977	
Hemingway, Junior	WR	88	Michigan	31/3	2012-14	
Henne, Chad	QB	4	Michigan	1/0	2018-19	
Henry, Ricky	G	65	Nebraska	0/0	2013	
Herkenhoff, Matt	T	60	Minnesota	125/122	1976-85	1976-78, 1980-85
Herron, David	LB	52	Michigan State	10/0	2009	
Hicks, Eric	DE	98	Maryland	128/104	1998-06	1999-05
Hicks, Kerry	DE/DT	94	Brigham Young	2/0	1996-97	
Hicks, Sylvester	DE	75	Tennessee State	43/37	1978-81	1978-79
Hill, Dave	T	73	Auburn	150/81*	1963-74	1963-73
Hill, Greg	CB	23	Oklahoma State	48/3	1984-88	
Hill, Greg	RB	27, 29	Texas A&M	63/19	1994-97	1997
Hill, Jim	DB	12	Sam Houston	3/--	1966	
Hill, Kenny	S	41	Yale	8/0	1989	
Hill, Mack Lee	RB	36	Southern (La.)	27/--	1964-65	1964-65
Hill, Tyreek	WR	10	West Alabama	59/42	2016-19	2017-19
Hillis, Peyton	RB	40	Arkansas	13/2	2012	
Hines, Jimmy	E	81	Texas Southern	1/0	1970	
Hitchens, Anthony	LB	53	Iowa	30/30	2018-19	2018-19
Hobgood-Chittick, Nate	DT	94	North Carolina	13/1	2001-02	
Hochstein, Russ	OL	66	Nebraska	11/1	2012	
Hodge, Alphonso	CB	47	Miami (Oh.)	0/0	2005-06	

Player	Pos.	Jersey(s) Worn	College	GP/GS	Year(s) Played	Year(s) Started
Hodges, Eric	WR	89	Florida	1/0	1987	
Holland, Darius	DT	99	Colorado	6/0	1998	
Holle, Eric	DE	93	Texas	56/7	1984-87	
Holliday, Vonnie	DE	99	North Carolina	25/19	2003-04	2003
Hollis, David	DB	25	UNLV	2/0	1988	
Holloway, Tony	LB	97	Nebraska	1/1	1987	
Holmes, Bruce	LB	57	Minnesota	3/3	1987	
Holmes, Pat	DE	74	Texas Tech	10/1	1973	
Holmes, Priest	RB	31	Texas	65/63	2001-07	2001-05
Holmes, Robert	RB	45	Southern (La.)	48/24	1968-71	1968-69
Holohan, Pete	TE	89	Notre Dame	16/3	1991	
Holston, Mike	WR	84	Morgan State	4/0	1985	
Holub, E.J.	C/LB	55	Texas Tech	127/34*	1961-70	1961-70
Homan, Dennis	WR	21	Alabama	15/5	1971-72	1972
Hoppock, Doug	T	79	Kansas State	3/3	1987	
Horn, Chris	WR	81	Rocky Mountain	28/3	2003-05	
Horn, Joe	WR	84	Itawamba J.C.	49/2	1996-99	
Horne, Jeremy	WR	11	Massachusetts	12/0	2010-11	
Horton, Ethan	RB	32	North Carolina	16/0	1985	
Houston, Bobby	LB	57	North Carolina State	5/0	1997	
Houston, Justin	LB	50	Georgia	102/96	2011-18	2011-18
Howard, Jaye	DL	96	Florida	45/28	2013-16	2014-16
Howard, Thomas	LB	52	Texas Tech	95/82	1977-83	1978-83
Howard, Todd	LB	53	Texas A&M	19/0	1987-88	
Huard, Damon	QB	11	Washington	26/21	2004-08	2006-07
Huarte, John	QB	7	Notre Dame	2/0	1969-71	
Hudock, Mike	C	54	Miami (Fla.)	4/--	1967	
Hudson, Bob	LB	61	Clemson	5/--	1960	
Hudson, Doug	QB	11	Nicholls State	1/1	1987	
Hudson, Rodney	C/G	61	Florida State	51/35	2011-14	2013-14
Hughes, Danan	WR	83	Iowa	85/3	1993-98	
Hull, Bill	DE	85	Wake Forest	14/--	1962	
Humphrey, Tom	C	52	Abilene Christian	5/0	1974	
Hunt, Akeem	RB	31	Purdue	15/0	2017	
Hunt, Bobby	DB	20	Auburn	84/--	1962-67	1962-67
Hunt, Kareem	RB	27	Toledo	27/27	2017-18	2017-18
Hunter, Ryan	G	60	Bowling Green	3/0	2019	
Hurston, Chuck	DE	85	Auburn	84/0*	1965-70	1966-67
Husted, Michael	K	7	Virginia	6/0	2002	
Hyde, Glenn	C	52	Pittsburgh	8/1	1987	

Ingram, Byron	G	60	Eastern Kentucky	13/5	1987-88	
Ingram, Johnathan	C	66	San Diego State	4/0	2004-05	
Ivie, Joey	DT	93	Florida	5/0	2019	

Jackson, Billy	RB	43	Alabama	57/31	1981-84	1982-84
Jackson, Charles	LB	51	Washington	86/34	1978-84	1981-82
Jackson, Charlie	DB	40	SMU	3/--	1960	
Jackson, Curtis	WR	14, 81	Texas	0/0	2002-03	
Jackson, Frank	WR/HB	26	SMU	70/--	1961-65	1962-65
Jackson, Gerald	S	49	Mississippi State	16/3	1979	
Jackson, T.J.	DT	99	Auburn	4/0	2008	
Jackson, Tyson	DE	94	Louisiana State	74/55	2009-13	2009, 2011-13
Jacoby, Mitch	TE	85	Northern Illinois	5/0	1999	
Jakes, Van	DB	22	Kent State	22/1	1983-84	
James, Robert	LB	59	Arizona State	0/0	2013	
Jamison, George	LB	57	Cincinnati	32/25	1994-96	1994-95
Jankowski, Bruce	WR	41	Ohio State	9/2	1971-72	
Jaworski, Ron	QB	7	Youngstown State	6/3	1989	
Jaynes, Dave	QB	12	Kansas	2/0	1974	
Jenkins, A.J.	WR	15	Illinois	25/3	2013-14	
Jenkins, Jarvis	DL	94	Clemson	30/1	2016-18	
Jenkins, Keyvan	RB	41	UNLV	2/0	1988	
Jenkins, Trezelle	T	74	Michigan	9/1	1995-97	
Jeralds, Luther	DE	89	North Carolina College	9/--	1961	
Johnson, Clyde	CB	23	Kansas State	15/0	1997	
Johnson, Curley	HB	33	Houston	14/--	1960	
Johnson, Darrius	CB	41	Oklahoma	2/0	2003	
Johnson, Derrick	LB	56	Texas	182/169	2005-17	2005-08, 2010-13, 15-17
Johnson, Dick	E	85	Minnesota	5/--	1963	
Johnson, Jack	DB	32	Miami (Fla.)	1/--	1961	
Johnson, James-Michael	LB	52	Nevada	32/10	2013-14	2014

Player	Pos.	Jersey(s) Worn	College	GP/GS	Year(s) Played	Year(s) Started
Johnson, Jimmie	TE	45	Howard	7/1	1994	
Johnson, Ken	DE	97	Knoxville	2/1	1987	
Johnson, Larry	RB	27, 34	Penn State	75/55	2003-09	2005-08
Johnson, Lonnie	TE	83	Florida State	14/2	1999	
Johnson, Melvin	S	35	Kentucky	7/1	1998	
Johnson, Nico	LB	57	Alabama	7/1	2013	
Johnson, Reggie	TE	85	Florida State	11/3	1996	
Johnson, Rishaw	G	75	California (Pa.)	3/1	2013	
Johnson, Sidney	CB	45	California	13/0	1988	
Johnson, Stan	NT	72	Tennessee State	10/0	1978	
Johnson, Stone	RB	33	Grambling	0/0	1963	
Johnson, Tervaris	RB	38	Miami (Fla.)	0/0	2010	
Johnston, Brian	DE	97	Gardner-Webb	9/0	2008	
Jolly, Ken	LB	52	Mid-America Nazarene	32/12	1984-85	1985
Jones, Adrian	G	73	Kansas	11/10	2007-08	2008
Jones, Bill	RB	43	Southwest Texas State	38/25	1990-92	1990-92
Jones, Chris	DT	95	Mississippi State	61/41	2016-19	2016-19
Jones, Dominique	TE	46	Shepherd	2/0	2013	
Jones, Doug	DB	32	San Fernando Valley	18/0	1973-74	
Jones, Edgar	LB	99	Southeast Missouri	16/0	2012	
Jones, E.J.	RB	48	Kansas	5/0	1985	
Jones, Fred	LB	96	Florida State	27/2	1987	
Jones, Fred	WR	80	Grambling	41/5	1990-93	
Jones, Fred	LB	53	Colorado	2/0	2003-04	
Jones, Hassan	WR	81	Florida State	8/0	1993	
Jones, Reggie	WR	9, 11	Louisiana State	0/0	1997, 2001	
Jones, Rod	TE	81	Washington	5/1	1987-88	
Jones, Thomas	RB	20	Virginia	32/18	2010-11	2010-11
Jones, Victor	RB	46	Louisiana State	1/0	1994	
Jones, Willie	T	73	Grambling	18/0	2000-02	
Jordan, Akeem	LB	55	James Madison	16/10	2013	2013
Jozwiak, Brian	G	73	West Virginia	28/2	1986-88	
Julien, Jarmar	RB	27	San Jose State	2/0	2002	
Junkin, Mike	LB	93	Duke	5/0	1989	

K

Kaiser, Jason	CB	24	Culver-Stockton	1/0	1998	
Kauahi, Kani	C	65	Hawaii	16/0	1992	
Kearney, Jim	DB	46	Prairie View	115/112*	1967-75	1968-75
Kearney, Tim	LB	50	Northern Michigan	14/0	1975	
Keating, Tom	DT	74	Michigan	23/16	1974-75	1974
Keel, Mark	TE	80	Arizona	7/1	1987	
Kehl, Bryan	LB	55	Brigham Young	3/0	2012	
Kelce, Travis	TE	87	Cincinnati	96/89	2013-19	2014-19
Kellar, Bill	WR	82	Stanford	5/0	1978	
Kelley, Ed	DB	44	Texas	14/--	1961	
Kelly, Bobby	T	70	New Mexico State	3/--	1967	
Kelly, Colin	OL	59	Oregon State	0/0	2013	
Kemp, Marcus	WR	19	Hawaii	17/0	2017-19	
Kenney, Bill	QB	9	Northern Colorado	106/77	1979-88	1981-87
Kennison, Eddie	WR	87	Louisiana State	91/85	2001-07	2002-07
Kershaw, William	LB	52	Maryland	2/0	2006-07	
Keyes, Leroy	RB	23	Purdue	3/0	1973	
King, Bruce	RB	46	Purdue	20/7	1985-86	1985
King, David	DT	93	Oklahoma	3/0	2015-16	
Kinney, Jeff	RB	31	Nebraska	50/11	1972-76	1975
Kirchbaum, Kelly	LB	62	Kentucky	1/0	1980	
Kirchner, Mark	T/G	64	Baylor	5/1	1983	
Klug, Dave	LB	55	Concordia (Minn.)	26/2	1981-83	
Knapp, Lindsay	G/T	65	Notre Dame	2/0	1993-94	
Knight, Sammy	S	29	Southern California	32/32	2005-06	2005-06
Koch, Pete	DE	74	Maryland	38/0	1985-87	1986-87
Koss, Stein	TE	80	Arizona State	2/2	1987	
Kpassagnon, Tanoh	DE	92	Villanova	45/9	2017-19	2019
Kragen, Greg	DT	71	Utah State	16/2	1994	
Kratzer, Dan	WR	27	Missouri Valley College	1/0	1973	
Kremer, Ken	NT	91	Ball State	87/23	1979-84	1981-82
Krieg, Dave	QB	17	Milton	28/21	1992-93	1992
Krisner, Bill	G	64	Oklahoma	27/--	1960-61	1960-61
Kubik, Brad	G	67	S.W. Missouri State	0/0	1998-99	
Kush, Eric	C	64	California (Pa.)	3/1	2013-14	

Player	Pos.	Jersey(s) Worn	College	GP/GS	Year(s) Played	Year(s) Started
LaChapelle, Sean	WR	18	UCLA	12/8	1996	1996
Lacy, Ken	RB	40	Tulsa	20/5	1984-85, 1987	
Ladd, Ernie	DT	99	Grambling	24/2*	1967-68	
LaGrand, Morris	RB	45	Tampa	11/0	1975	
Lampkin, Ashton	CB	6	Oklahoma State	0/0	2017	
Lane, Garcia	CB	48	Ohio State	17/1	1985, 1987	
Lane, MacArthur	RB	42	Utah State	42/27	1975-78	1975-76
Lane, Skip	CB/S	26	Mississippi	1/0	1984	
Langford, Reshard	S	48	Vanderbilt	17/2	2009-11	
Lanier, Willie	LB	63	Morgan State	149/122*	1967-77	1968-77
Larpernter, Carl	G	67	Texas	2/--	1962	
Lathrop, Kit	DE	70	Arizona State	16/0	1986	
Law, Ty	CB	24	Michigan	32/32	2006-07	2006-07
Lawrence, Quinten	WR	14	McNeese State	6/1	2009-10	
Lee, Darron	LB	50	Ohio State	16/2	2019	
Lee, Jacky	QB	15	Cincinnati	14/2	1967-69	
Lee, Willie	DT	78	Bethune-Cookman	28/13	1976-77	1977
Leffew, Travis	T	60	Louisville	0/0	2007	
Leggett, Maurice	CB/S	31	Valdosta State	22/4	2008-10	
Lewis, Albert	CB	29	Grambling	150/128	1983-93	1984-93
Lewis, Garry	CB	21	Alcorn State	1/0	1993	
Lewis, Kendrick	S	23	Mississippi	53/50	2010-13	2010-13
Lewis, Tahaun	CB	21	Nebraska	9/0	1992	
Liggett, Bob	DT	62	Nebraska	7/1	1970	
Lilja, Ryan	G	65	Kansas State	45/45	2010-12	2010-12
Lindstrom, Chris	DE	60	Boston University	3/3	1987	
Lindstrom, Dave	DE	71	Boston University	118/28	1978-85	1980, '82
Linkenbach, Jeff	OL	74	Cincinnati	16/3	2014	
Lingner, Adam	C	51, 62	Illinois	76/1	1983-86, 1988	
Little, Dave	TE	84	Middle Tennessee	10/1	1984	
Livingston, Mike	QB	10	SMU	91/74	1968-79	1969, 1973-78
Lloyd, Jeff	NT	74	West Texas State	16/4	1978	
Logan, Bennie	NT	96	LSU	15/12	2017	2017
Lockett, Kevin	WR	81	Kansas State	54/6	1997-00	
Lohmeyer, John	DE	87	Emporia State	41/15	1973, 1975-77	
Lokey, Derek	DT	69	Texas	3/0	2008-09	
Long, Khari	DE	95	Baylor	1/0	2005	
Long, Lance	WR	17	Mississippi State	7/1	2009	
Longmire, Sam	DB	15	Purdue	5/0*	1967-68	
Lothamer, Ed	DT	82	Michigan State	88/12*	1964-69, 1971-72	1965-68
Love, Kyle	DT	99	Mississippi State	1/0	2013	
Loveall, Calvin	CB	38	Idaho	4/0	1988	
Lovett, John	FB	40	Princeton	0/0	2019	
Lowe, Paul	RB	26	Oregon State	8/0	1968-69	
Lowery, Nick	K	8	Dartmouth	212/0	1980-93	1980-93
Lucas, Jordan	S	24	Penn State	30/4	2018-19	
Lutz, David	G/T	72	Georgia Tech	139/123	1983-92	1983-87, 1989-92
Lynch, Jim	LB	51	Notre Dame	151/137*	1967-77	1968-77

M

Maas, Bill	NT/DE	63	Pittsburgh	116/111	1984-92	1984-91
Mack, Cedric	CB	40	Baylor	1/0	1992	
Macklin, David	CB	34	Penn State	4/0	2008	
Maclin, Jeremy	WR	19	Missouri	27/27	2015-16	2015-16
Maczuzak, John	DT	72	Pittsburgh	1/--	1964	
Maddox, Bob	DE	75	Frostburg State	14/12	1975-76	
Magee, Alex	DE	71	Purdue	17/1	2009-10	
Mahomes, Patrick	QB	15	Texas Tech	31/31	2017-19	2017-19
Malone, Darrell	CB	42	Jacksonville State (Ala.)	4/0	1992	
Mandley, Pete	WR	89	Northern Arizona	18/14	1989-90	1989
Maneri, Steve	T/TE	67, 87	Temple	19/9	2011-12	2012
Mangiero, Dino	NT	74	Rutgers	47/12	1980-83	1983
Manuel, Sean	TE	95	New Mexico State	0/0	1998	
Manumaleuga, Frank	LB	54	San Jose State	35/29	1979-81	1979-80
Manusky, Greg	LB	51	Colgate	96/6	1994-99	
March-Lillard, Justin	LB	59	Akron	5/5	2015-16	
Marsalis, Jim	CB	40	Tennessee State	78/62	1969-75	1969-72
Marshall, Henry	WR	89	Missouri	165/135	1976-87	1976-86
Marshall, Larry	DB	22	Maryland	23/0	1972-73, 1978	
Martin, Chris	LB	57	Auburn	68/59	1988-92	1989-92
Martin, Dave	LB	58	Notre Dame	2/0	1968	
Martin, Don	CB	47	Yale	14/3	1975	

Player	Pos.	Jersey(s) Worn	College	GP/GS	Year(s) Played	Year(s) Started
Martin, Eric	WR	85	Louisiana State	10/1	1994	
Martin, Ingle	QB	15	Furman	0/0	2008	
Martin, Josh	LB/DE	95	Columbia (N.Y.)	19/1	2013-14	
Martin, Steve	DT	90	Missouri	16/0	2000	
Marts, Lonnie	LB	51	Tulane	47/20	1991-93	1993
Maslowski, Mike	LB	57	Wisconsin - La Crosse	65/31	1999-04	2000, 2002-03
Masters, Billy	TE	84	Louisiana State	24/23	1975-76	1975-76
Mathieu, Tyrann	S	32	Louisiana State	16/16	2019	2019
Matthews, Steve	QB	15	Memphis State	0/0	1994-96	
Mattison, Bryan	C	64	Iowa	4/0	2012	
Matuszak, John	DT	79	Tampa	22/20	1974-75	1975
Mauga, Josh	LB	90	Nevada	30/30	2014-16	2014-15
Maxey, Marcus	CB	45	Miami (Fla.)	1/0	2006	
Mays, Corey	LB	51	Notre Dame	30/13	2009-10	2009
Mays, Jerry	DT/DE	75	SMU	140/42*	1961-70	1962-70
Mays, Joe	LB	53	North Dakota State	8/3	2014	
McAlister, Ken	LB	94	San Francisco	19/11	1984-87	1984
McBride, Turk	DE/LB	90	Tennessee	25/10	2007-09	2008
McCabe, Jerry	LB	92	Holy Cross	3/1	1988	
McCann, Jim	P	5	Arizona State	3/0	1975	
McCarthy, Kyle	DB	41	Notre Dame	0/0	2012	
McCarty, Mickey	TE	81	TCU	3/0	1969	
McClain, Le'Ron	FB	44	Alabama	16/10	2011	2011
McClain, Terrell	DT	69	South Florida	2/0	2019	
McCleary, Norris	DT	71, 75	East Carolina	13/0	2000-01	
McClellion, Central	CB	22	Ohio State	0/0	2002	
McCleon, Dexter	CB	22	Clemson	40/27	2003-05	2003-04
McClinton, Curtis	RB	32	Kansas	107/1*	1962-69	1962-67
McCluster, Dexter	WR	22	Mississippi	48/22	2010-13	
McCoy, LeSean	RB	25	Pittsburgh	13/9	2019	2019
McCray, Kelcie	S	24	Arkansas State	16/0	2014	
McDaniels, Pellom	DE	77	Oregon State	74/14	1993-98	
McDougald, Bradley	S	48	Kansas	1/0	2013	
McElroy, Reggie	T	70	West Texas State	8/1	1993	
McGlynn, Mike	G	75	Pittsburgh	14/13	2014	2014
McGlockton, Chester	DT	75	Clemson	41/40	1998-00	1998-00
McGovern, Rob	LB	50	Holy Cross	27/0	1989-90	
McGrath, Sean	TE	84	Henderson State	16/11	2013	2013
McGraw, Jon	S	47	Kansas State	65/23	2007-11	2009, 2011
McIntosh, Damion	T	77	Kansas State	31/31	2007-08	2007-08
McKenzie, Kahlil	G	66	Tennessee	0/0	2018	
McKinney, Odis	S	21	Colorado	5/1	1985	
McKnight, Joe	RB	22	Southern California	2/0	2014	
McKnight, Ted	RB	22	Minnesota - Duluth	65/49	1977-81	1978-80
McLean, Ron	NT	62	Cal State - Fullerton	6/0	1988	
McManus, Danny	QB	14	Florida State	1/0	1988	
McMillan, Erik	S	24	Missouri	1/0	1993	
McMillian, Mark	CB	29	Alabama	32/12	1997-98	1998
McNair, Todd	RB	48	Temple	90/8	1989-93, 1996	
McNeil, Pat	RB	45	Baylor	13/0	1976-77	
McQuay, Leon	S	34	USC	1/1	2017	
McRae, Jerrold	WR	83	Tennessee State	4/0	1978	
McVea, Warren	RB	6	Houston	44/5	1969-73	
Medlock, Justin	K	7	UCLA	1/0	2007	
Meisner, Greg	DE	69	Pittsburgh	28/0	1989-90	
Menzie, De'Quan	DB	49	Alabama	0/0	2012	
Mercer, Mike	K	15	Northern Arizona	10/0	1966	1966**
Merritt, Michael	TE	45	Central Florida	0/0	2008	
Merz, Curt	G/DE	64	Iowa	92/1*	1962-68	1962-67
Meyers, Jerry	DE	79	Northern Illinois	2/0	1980	
Mickell, Darren	DE	92	Florida	45/19	1992-95	1994-95
Millard, Trey	FB	40	Oklahoma	0/0	2016	
Miller, Bill	E	82	Miami (Fla.)	14/--	1962	
Miller, Cleophus	RB	30	Arkansas AM&N	20/13	1974-75	
Miller, Gabe	LB	51	Oregon State	0/0	2011	
Miller, Paul	DE	86	Louisiana State	28/--	1960-61	1960-61
Miller, Roy	NT	98	Texas	7/0	2017	
Milo, Ray	S	27	New Mexico State	1/0	1978	
Mims, David	OL	70	Virginia Union	0/0	2011	
Mincy, Charles	S	42	Washington	48/27	1991-94	1992
Minnis, Marvin	WR	81	Florida State	15/11	2001-02	2001
Mitchell, Kawika	LB	50	South Florida	59/50	2003-06	2003-06
Mitchell, Terrance	CB	39	Oregon	22/11	2016-17	2017
Mitchell, Willie	DB	22	Tennessee State	87/9*	1964-71	1965-68
Moeaki, Tony	TE	81	Iowa	30/29	2010-13	2010, 2012
Montagne, Dave	WR	87	Oregon State	3/2	1987	
Montana, Joe	QB	19	Notre Dame	25/25	1993-94	1993-94

Player	Pos.	Jersey(s) Worn	College	GP/GS	Year(s) Played	Year(s) Started
Moon, Warren	QB	1	Washington	3/1	1999-00	
Moore, Matt	QB	8	Oregon State	6/2	2019	
Moore, Sio	LB	54	Connecticut	1/0	2016	
Moorman, Mo	G	76	Texas A&M	72/69	1968-73	1968-72
Moreau, Frank	RB	46	Louisville	11/0	2000	2000
Morgado, Arnold	RB	21	Hawaii	52/14	1977-80	1978
Morgan, DaJuan	S	38	North Carolina State	28/2	2008-09	
Moriarty, Larry	RB	32	Notre Dame	31/8	1986-88	
Morris, Bam	RB	39	Texas Tech	22/14	1998-99	1999
Morris, Donnie Joe	RB	22	North Texas State	3/0	1974	
Morris, Michael	C	68	N.E. Missouri State	5/0	1989	
Morris, Sylvester	WR	84	Jackson State	15/14	2000-03	2000
Morse, Mitch	C	61	Missouri	49/49	2015-18	2015-18
Morton, Johnnie	WR	80	Southern California	43/42	2002-04	2002-04
Moser, Rick	RB	39	Rhode Island	1/0	1981	
Moses, Dezman	LB	54	Tulane	29/0	2013-16	
Moten, Gary	LB	53	SMU	1/0	1987	
Mumphrey, Lloyd	DE	91	Mississippi Valley State	3/2	1987	
Munyer, Daniel	OL	64	Colorado	1/0	2015	
Murphy, James	WR	80	Utah State	10/0	1981	
Murphy, Montez	DE	72	Baylor	1/0	2006	
Murphy, Nick	P	4	Arizona State	2/0	2004	
Murphy, Yo	WR	17	Idaho	0/0	2002	
Murray, Aaron	QB	7	Georgia	0/0	2014-15	
Murray, Eddie	K	2	Tulane	1/0	1992	
Murray, Eric	DB	21	Minnesota	45/11	2016-18	2017-18
Murray, Jimmy	C	67	Holy Cross	2/0	2018	

N

Napier, Walter (Buffalo)	DT	76	Paul Quinn	20/--	1960-61	1960
Nash, Kenny	WR	85	San Jose State	1/0	1987	
Ndukwe, Ikechuku	G/T	60	Northwestern	12/3	2009	
Nelson, Mark	T	70	Bowling Green	1/0	1987	
Nelson, Steven	CB	20	Oregon State	52/37	2015-18	2016-18
Nelson, Teddy	CB	49	UNLV	3/3	1987	
Newsome, Jamar	WR	84	Central Florida	6/2	2012	
Newson, Tony	LB	66, 97	Utah State	4/0	2002	
Newton, Tim	DT	96	Florida	16/0	1993-94	
Nicholson, Jim	T	70	Michigan State	72/62	1974-79	1974-77, 1979
Nicolas, Dadi	LB	52	Virginia Tech	11/0	2016-17	
Niemann, Ben	LB	56	Iowa	30/2	2018-19	
Niswanger, Rudy	C	64	Louisiana State	56/31	2006-10	2008-09
Nix, Doyle	DB	25	SMU	11/--	1961	
Nnadi, Derrick	DT	91	Florida State	32/27	2018-19	2018-19
Nott, Mike	QB	7	Santa Clara	1/0	1976	
Nottage, Dexter	DT	94	Florida A&M	1/0	1997	
Novak, Nick	K	9	Maryland	6/0	2008	
Nunez-Roches, Rakeem	DL	99	Southern Miss.	29/16	2015-17	2017
Nunnery, R.B.	DT	68	Louisiana State	6/--	1960	

O

Oates, Brad	T	72	Brigham Young	1/0	1980-81	
O'Callaghan, Ryan	T	75	California	25/13	2009-11	2009
O'Connell, Jake	TE	85	Miami (OH)	35/8	2009-12	
Ochi, Victor	LB	54	Stony Brook	0/0	2016	
O'Daniel, Dorian	LB	44	Clemson	30/1	2018-19	
Odom, Ricky	S	38	Southern California	8/0	1978	
Ogbah, Emmanuel	DE	90	Oklahoma State	10/4	2019	
Okafor, Alex	DE	97	Texas	10/9	2019	2019
Okoye, Christian	RB	35	Azusa Pacific	79/65	1987-92	1987-91
Olderman, Bob	G	64	Virginia	16/14	1985	1985
Olenchak, John	C/LB	63	Stanford	10/0	1981-82	
Oliver, Muhammed	CB	26	Oregon	2/0	1993	
Olsen, Orrin	C/G	52	Brigham Young	14/0	1976	
O'Neal, Andre	LB	52	Marshall	13/0	2000-01	
O'Neal, Leslie	DE	91	Oklahoma State	32/23	1998-99	1998-99
Orchard, Nate	LB	54	Utah	1/0	2018	
Oriard, Mike	C	50	Notre Dame	42/1	1970-73	
Orton, Kyle	QB	8	Purdue	4/3	2011	
O'Shaughnessy, James	TE	80	Illinois State	23/6	2015-16	
Osiecki, Sandy	QB	11	Arizona State	4/0	1984	
Osley, Willie	DB	47	Illinois	3/0	1974	
Otis, Jim	RB	35	Ohio State	23/0	1971-72	

Player	Pos.	Jersey(s) Worn	College	GP/GS	Year(s) Played	Year(s) Started
Owens, Chris	CB	20	San Jose State	11/3	2014	
Owens, Ritchie	DE	97	Lehigh	24/1	2001-02	
P						
Page, Jarrad	S	44	UCLA	53/39	2006-09	2007-08
Paige, Stephone	WR	83	Fresno State	125/81	1983-91	1985-90
Paine, Jeff	LB	95	Texas A&M	26/8	1984-85	
Palewicz, Al	LB	57	Miami (Fla.)	36/0	1973-75	
Palko, Tyler	QB	4	Pittsburgh	8/4	2010-11	
Palmer, Gery	G	73	Kansas	2/2	1975	
Palmer, Paul	RB	26	Temple	27/12	1987-88	1988
Parker, Anthony	CB	41	Arizona State	2/0	1991	
Parker, Brian	TE	82	Albany	9/0	2015	
Parker, Glenn	G/T	62	Arizona	42/41	1997-99	1997-99
Parker, Kerry	CB	44	Grambling	15/0	1984	
Parker, Larry	WR	80	Southern California	38/4	1999-01	
Parker, Robert	RB	43	Brigham Young	3/2	1987	
Parker, Ron	CB/DB	38	Newberry	94/77	2013-18	2014-18
Parker, Samie	WR	18	Oregon	47/31	2004-07	2005-07
Parks, Nate	T	72	Stanford	1/0	1997	
Parrish, Don	NT	61	Pittsburgh	71/51	1978-82	1978-81
Parquet, Jeremy	T	72	Southern Mississippi	0/0	2005	
Parten, Ty	DT	91, 97	Arizona	36/6	1997-00	
Patterson, Dimitri	CB	22	Tuskegee	20/0	2007-08	
Patton, Marvcus	LB	53	UCLA	64/61	1999-02	1999-02
Paul, Whitney	DE/LB	53	Colorado	87/71	1976-81, 1986	1976-80
Payton, Eddie	KR	34	Jackson State	14/0	1978	
Pearson, Aaron	LB	96	Mississippi State	43/19	1986-88	1987-88
Pearson, Barry	WR	85	Northwestern	36/19	1974-76	1975
Pearson, Jayice	CB	24	Washington	90/27	1986-92	1991
Peay, Francis	T	75	Missouri	19/10	1973-74	1973
Pelluer, Steve	QB	11	Washington	18/3	1989-91	
Penn, Chris	WR	81	Tulsa	26/16	1994-96	1996
Pennel, Mike	DT	64	Colorado State-Pueblo	8/0	2019	
Pennington, Durwood	K	1	Georgia	3/0	1962	
Perez, Joe	WR	12	Murray State	0/0	2000	
Perkins, Horace	CB	20	Colorado	16/0	1979	
Perriman, Brett	WR	85	Miami (Fla.)	5/4	1997	
Perry, Ed	TE	48	James Madison	6/0	2005	
Perry, Michael Dean	DT	95	Clemson	1/0	1997	
Person, Mike	OL	68	Montana State	0/0	2016	
Peters, Marcus	CB	22	Washington	45/45	2015-17	2015-17
Peterson, Bill	LB	55	San Jose State	14/9	1975	1975
Peterson, Cal	LB	50	UCLA	43/14	1979-81	
Peterson, Todd	K	2	Georgia	27/0	2000-01	2000-01**
Petry, Stan	CB	45	TCU	34/1	1989-91	
Phillips, Joe	DT	75	SMU	91/89	1992-97	1992-97
Pickens, Bruce	CB	39	Nebraska	3/0	1993	
Pierre-Louis, Kevin	LB	57	Boston College	14/0	2017	
Pietrzak, Jim	C	62	Eastern Michigan	2/0	1987	
Pile, Willie	S	35	Virginia Tech	16/5	2004	
Pimentel, Mickey	LB	52	California	0/0	2007	
Pippens, Woodie	RB	41	Thiel College	2/0	1987	
Piscitelli, Sabby	S	42	Oregon State	16/2	2011	
Pitoitua, Ropati	DE	75	Washington State	15/10	2012	2012
Pitts, Frank	WR	25	Southern (La.)	74/33*	1965-71	1968-70
Ply, Bobby	DB	14	Baylor	73/--	1962-67	
Podolak, Ed	RB	14	Iowa	104/66	1969-77	1970-74, 1976-77
Poe, Dontari	NT	92	Memphis	78/76	2012-16	2012-16
Pollard, Bernard	S	49	Purdue	48/31	2006-08	2007-08
Pope, Daniel	P	13	Alabama	16/0	1999	1999**
Pope, Leonard	TE	45	Georgia	45/24	2009-11	2009, 2011
Popson, Ted	TE	48	Portland State	25/13	1997-98	1997
Porter, Kevin	S	27	Auburn	76/53	1988-92	1988-91
Porter, Lewis	E	26	Southern (La.)	5/1	1970	
Potter, Steve	LB	58	Virginia	16/1	1983	
Powe, Jerrell	DL	95	Mississippi	11/1	2011-13	
Powers, Clyde	S	29	Oklahoma	1/0	1978	
Prater, Dean	DE	79	Oklahoma State	18/1	1982-83	
Price, Maurice	WR	17	Charleston Southern	0/0	2007-08	
Price, Ricky	S	35	Oklahoma State	9/0	2009-10	
Pricer, Bill	FB	33	Oklahoma	6/--	1961	
Pringle, Byron	WR	13	Kansas State	16/0	2019	
Printers, Casey	QB	7	Florida A&M	0/0	2006	
Proby, Bryan	DT	67	Arizona State	3/0	1995	

Player	Pos.	Jersey(s) Worn	College	GP/GS	Year(s) Played	Year(s) Started
Prudhomme, Remi	G	65	Louisiana State	28/0	1968-69	
Pruitt, Mike	RB	43	Purdue	25/23	1985-86	1985-86
Pughsley, Jarrod	OL	60	Akron	2/0	2015	
Pupunu, Alfred	TE	85	Weber State	1/0	1997	

Q

Quinn, Brady	QB	9	Notre Dame	10/8	2012	2012
Quinn, Jonathan	QB	12	Middle Tennessee State	1/0	2002-03	

R

Radecic, Scott	LB	97	Penn State	48/31	1984-86	1985-86
Ragland, Reggie	LB	59	Alabama	42/32	2017-19	2017-18
Randle, Ervin	LB	55	Baylor	20/6	1991-92	1992
Ranglin, Rich	OL	67	Central Connecticut St.	0/0	2012	
Rankin, Martin	OL	74	Mississippi State	6/5	2019	
Ransom, Derrick	DT	95	Cincinnati	56/26	1998-02	2001-02
Rasley, Rocky	G	66	Oregon State	11/8	1975	1975
Rayner, Dave	K	6	Michigan State	10/0	2007	2007**
Reamon, Tommy	RB	21	Missouri	11/4	1976	1976
Reardon, Kerry	CB	15	Iowa	58/26	1971-76	1975-76
Reaser, Keith	CB	40	Florida Atlantic	1/0	2017, 2019	
Rebstock, Pete	WR	6	Colorado State	0/0	2002	
Reed, James	DT	92	Iowa State	19/15	2006-07	2006
Reed, Tony	RB	32	Colorado	56/42	1977-80	1977-80
Reese, Allen	DT	97	Kansas State	2/0	2003	
Reese, Jerry	S	31	Oklahoma	21/7	1979-80	1979
Reeves, Jacques	DB	35	Purdue	2/1	2012	
Reid, Jah	OL	75	UCF	22/11	2015-16	2015
Reiter, Austin	OL	62	South Florida	27/20	2018-19	2019
Revis, Darrelle	CB	24	Pittsburgh	5/2	2017	
Reyes, Kendall	DL	98	Connecticut	10/0	2016	
Reynolds, Al	G	60	Tarkio	98/--	1960-67	1962-64
Rice, Andrew	DT	58	Texas Southern	18/--	1966-67	1966
Richardson, Barry	T	67	Clemson	48/33	2008-11	2010-11
Richardson, Gloster	WR	30	Jackson State	51/28*	1967-70	1967-69
Richardson, Mike	CB	23, 30	Notre Dame	11/1	2009-10	
Richardson, Tony	FB	49	Auburn	163/96	1995-05	1999-05
Ricketts, Tom	G	64	Pittsburgh	3/0	1993	
Ricks, Lawrence	RB	42	Michigan	17/0	1983-84	
Ricks, Mikhael	WR/TE	85	Stephen F. Austin	17/0	2000-01	
Riley, Victor	T	66	Auburn	55/52	1998-01	1998-00
Rison, Andre	WR	89	Michigan State	45/43	1997-99	1997-99
Roaf, Willie	T	77	Louisiana Tech	58/58	2002-05	2002-05
Roberts, Alfredo	TE	87	Miami (Fla.)	48/22	1988-90	1988, 1990
Robinson, Demarcus	WR	14, 11	Florida	64/23	2016-19	2017, 2019
Robinson, Dunta	CB	21	South Carolina	8/2	2013	
Robinson, Johnny	S/HB	42	Louisiana State	164/56*	1960-71	1960-71
Robinson, Kevin	WR	14	Utah State	8/0	2008	
Robinson, Mark	S	30	Penn State	48/7	1984-87	
Roche, Brian	TE	85	San Jose State	4/1	1998	
Rochester, Paul	DT	72	Michigan State	48/--	1960-63	1961-63
Rogers, Justin	LB	55	SMU	1/0	2009	
Rogers, Steve	T	77	Brigham Young	3/0	1987	
Rogers, Tracy	LB	52	Fresno State	75/19	1990-96	1993
Rome, Stan	WR	87	Clemson	42/4	1979-82	
Romeo, Tony	E	80	Florida State	14/--	1961	
Roquemore, Durwood	CB	38	Texas A&I	24/3	1982-83	
Rosdahl, Hatch	DE	76	Penn State	28/--	1964-66	
Rose, Donovan	CB	27	Hampton Institute	7/0	1980	
Ross, Derrick	RB	39	Tarleton State	7/0	2006	
Ross, Kevin	CB	31	Temple	156/144	1984-93, 1997	1984-93
Ross, Louis	DE	75	South Carolina State	1/0	1975	
Rourke, Jim	G	70	Boston College	64/20	1980-84, 1986	1980, 1984
Routt, Stanford	CB	26	Houston	7/7	2012	
Rozumek, Dave	LB	55	New Hampshire	45/16	1976-79	1978
Rucker, Keith	DT	96	Ohio Wesleyan	0/0	1997	
Rucker, Martin	TE	83	Missouri	0/0	2012	
Rudnay, Jack	C	58	Northwestern	178/171	1970-82	1970-82
Rush, Bob	C	53	Memphis State	47/47	1983-85	1983-85
Russell, KeiVarae	CB	26	Notre Dame	0/0	2016	
Ryan, Sean	TE	89	Boston College	10/8	2009	

Player	Pos.	Jersey(s) Worn	College	GP/GS	Year(s) Played	Year(s) Started
S						
Sadowski, Troy	TE	87	Georgia	14/1	1991	
Saleaumua, Dan	DT	97	Arizona State	125/117	1989-96	1989-96
Sally, Jerome	NT	70	Missouri	3/2	1988	
Sampson, Kevin	T	79	Syracuse	16/7	2004-06	
Samuels, Tony	TE	86	Bethune-Cookman	50/19	1977-80	1979
Sams, B.J.	KR	30	McNeese State	3/0	2008	
Sanders, Clarence	LB	50	Cincinnati	16/1	1978	
Sands, Terdell	DE	91	UT - Chattanooga	0/0	2001	
Sankey, Bishop	RB	30	Washington	0/0	2016	
Santos, Cairo	K	5	Tulane	53/0	2014-17	2014-16**
Sapp, Benny	CB	20	Northern Iowa	56/6	2004-07	
Savage, Dantrell	RB	29	Oklahoma State	13/0	2008-09	
Saxon, James	RB	21, 45	San Jose State	54/6	1988-91	
Sauerbrun, Todd	P	5	West Virginia	16/0	2000	2000**
Saunders, Khalen	DT	99	Western Illinois	12/4	2019	
Saxton, James	HB	10	Texas	13/--	1962	
Scandrick, Orlando	CB	22	Boise State	15/7	2018	2018
Scanlon, Rich	LB	91	Syracuse	31/0	2004-06	
Schwartz, Geoff	G/T	74	Oregon	16/7	2013	2013
Schwartz, Mitchell	T	71	California	64/64	2016-19	2016-19
Scott, Todd	S	47	Southwestern Louisiana	10/0	1997	
Scott, Willie	TE	81	South Carolina	72/36	1981-85	1983-84
Seals, George	DT	67	Missouri	24/2	1972-73	
Sellers, Goldie	DB	20	Grambling	28/6	1968-69	
Senat, Greg	T	70	Wagner	0/0	2019	
Sensibaugh, Mike	S	20	Ohio State	63/55	1971-75	1972-75
Seurer, Frank	QB	10	Kansas	9/2	1986-87	
Sharpe, Montique	DT	61	Wake Forest	5/0	2003	
Shaw, Dennis	QB	12	San Diego State	1/0	1978	
Shaw, Josh	S	30	USC	4/0	2018	
Sheffield, Cameron	LB	55	Troy	18/1	2010-12	
Shehee, Rashaan	RB	22	Washington	25/5	1998-99	
Sherman, Anthony	FB	42	Connecticut	112/23	2013-19	2013
Shields, Billy	T	70	Georgia Tech	2/0	1985	
Shields, Will	G	68	Nebraska	224/223	1993-06	1993-06
Shorthose, George	WR	80	Missouri	3/0	1985	
Shurmur, Kyle	QB	9	Vanderbilt	0/0	2019	
Siavii, Junior	DT	94	Oregon	26/0	2004-05	
Siglar, Ricky	T	72	San Jose State	68/50	1993-96, 1998	1993-96
Siler, Brandon	LB	52	Florida	16/4	2011-12	
Simien, Tracy	LB	54	TCU	99/84	1991-97	1991-96
Simmons, Bob	G	73	Texas	88/70	1977-83	1977-80, 1983
Simmons, Wayne	LB	56	Clemson	20/18	1997-98	1997-98
Simoneau, Mark	LB	99	Kansas State	1/0	2010	
Simons, Keith	DT	72	Minnesota	20/12	1976-77	1976-77
Sims, Ryan	DT	90	North Carolina	59/36	2002-06	2003-04
Sims, Tom	NT	95	Pittsburgh	26/0	1991-92, 1996	
Sippio, Bobby	WR	83	Western Kentucky	9/0	2007	
Slaughter, Webster	WR	85, 88	San Diego State	16/7	1995	1995
Smith, Alex	QB	11	Utah	76/76	2013-17	2013-17
Smith, Blane	S	27	SMU	3/1	1987	
Smith, Chris	RB	47	Notre Dame	4/3	1986-87	
Smith, Dave	WR	70	Indiana (Pa.)	2/1	1973	
Smith, Fletcher	DB	17	Tennessee A&I	24/--	1966-67	
Smith, Franky	T	72	Alabama A&M	4/2	1980	
Smith, Jeff	RB	42	Nebraska	28/1	1985-86	
Smith, Jeff	C/G	65	Tennessee	30/5	1996-99	
Smith, J.J.	RB	22	Kansas State	0/0	1995-96	
Smith, J.T.	WR	86	North Texas State	83/48	1978-84	1979-81
Smith, Kenny	DT	90	Alabama	6/0	2009	
Smith, Khreem	DE	72	Oklahoma State	2/0	2007	
Smith, Kolby	RB	21	Louisville	27/9	2007-09	2007
Smith, Lucious	CB	23	Cal State - Fullerton	16/13	1983	1983
Smith, Michael	WR	83	Kansas State	2/0	1992	
Smith, Neil	DE	90	Nebraska	138/127	1988-96	1988-96
Smith, Noland	WR	1, 46	Tennessee State	32/0*	1967-69	
Smith, Richard	WR	17	Arkansas	4/0	2004	
Smith, Sean	CB	21, 27	Utah	45/44	2013-15	2013-15
Smith, Shaun	DT	90	South Carolina	16/10	2010	2010
Smith, Sid	T	70	Southern California	42/1	1970-72	
Smith, Terrance	LB	48	Florida State	31/3	2016-18	2016-17
Smith, Tremon	CB	39	Central Arkansas	15/1	2018-19	
Smith, Wade	G/T	74	Memphis	31/16	2008-09	2009
Snipes, Angelo	LB	52	West Georgia	17/8	1987-89	

Player	Pos.	Jersey(s) Worn	College	GP/GS	Year(s) Played	Year(s) Started
Snow, Percy	LB	59	Michigan State	30/16	1990-92	1990
Sorensen, Daniel	S	49	BYU	79/22	2014-19	2017
Spani, Gary	LB	59	Kansas State	124/89	1978-86	1978-85
Spann, Gary	LB	94	TCU	2/1	1987	
Speaks, Breeiland	LB	57	Mississippi	16/4	2018-19	
Spears, Marcus	T	70	Northwestern (La.) State	79/18	1997-03	2001
Spiller, C.J.	RB	26	Clemson	2/0	2017	
Spikes, Jack	FB/K	30	TCU	51/--	1960-64	1960-61, 1964
Square, Damion	DE	98	Alabama	0/0	2014	
Stallings, Tre	G	61	Mississippi	1/0	2006-07	
Stams, Frank	LB	55	Notre Dame	1/0	1995	
Stanzi, Ricky	QB	13	Iowa	0/0	2011	
Stargell, Tony	CB	45	Tennessee State	8/4	1996	
Staysniak, Joe	G	72	Ohio State	6/0	1992	
Stedman, Troy	LB	94	Washburn	5/0	1988	
Stein, Bob	LB	66	Minnesota	50/2	1969-72	
Steinfeld, Al	C	69	C.W. Post	7/0	1982	
Stenerud, Jan	K	3	Montana State	186/0	1967-79	1967-79**
Stensrud, Mike	NT/DE	67	Iowa State	13/5	1988	
Stephens, Hal	DE	92	Eastern Carolina	1/0	1985	
Stephens, John	RB	21	Northwestern (La.) State	7/0	1993	
Stephens, Santo	LB	53	Temple	16/0	1993	
Stephenson, Donald	T/OL	79	Oklahoma	60/21	2012-15	
Sterns, Jordan	S	40	Oklahoma State	0/0		
Stevens, Matt	QB	1	UCLA	3/2	1987	
Still, Art	DE	67	Kentucky	136/133	1978-87	1978-87
Stills, Gary	LB/DE	55, 56	West Virginia	87/1	1999-05	
Stockemer, Ralph	RB	21	Baylor	2/0	1987	
Stone, Jack	T	70	Oregon	14/--	1960	
Story, Bill	G	62	Southern Illinois	14/2	1975	
Stover, Smokey	LB	35	Northeast Louisiana	98/--	1960-66	1960-61
Stowers, Tommie	RB	48	Missouri	1/0	1994	
Stoyanovich, Pete	K	10	Indiana	69/0	1996-00	1996-99**
Strada, John	TE	87	William Jewell	11/0	1974	
Stradford, Troy	RB	25	Boston College	10/0	1991	
Stroud, Morris	TE	88	Clark	69/49	1969-74	1970-74
Stryzinski, Dan	P	4	Indiana	32/0	2001-02	2001-02**
Studebaker, Andy	DE/LB	96	Wheaton	70/8	2008-12	
Studdard, Les	C	64	Texas	9/2	1982	
Succop, Ryan	K	6	South Carolina	80/0	2009-13	2009-13**
Suggs, Terrell	DE	94	Arizona State	2/0	2019	
Sullivan, Kent	P	10	California Lutheran	1/0	1992	
Supernaw, Phillip	TE	89	Ouachita Baptist	2/1	2014	
Surtain, Patrick	CB	23	Southern Mississippi	55/49	2005-08	2005-07
Switek, Will	T	71	Stanford	16/4	2005-07	
Swanson, Pete	G/T	73	Stanford	0/0	1998	
Swink, Jim	HB	23	TCU	5/--	1960	
Swoopes, Patrick	NT	67	Mississippi State	4/0	1991	
Szott, Dave	G	79	Penn State	143/135	1990-00	1990-97, 1999

T

Tait, John	T	76	Brigham Young	75/66	1999-03	2000-03
Talton, Ken	RB	45	Cornell	2/0	1980	
Tamm, Ralph	G	64	West Chester	48/0	1997-99	
Tanney, Alex	QB	4	Monmouth (Ill.)	0/0	2012	
Tate, Willy	TE	80	Oregon	1/0	1998	
Taylor, Herb	T	65	TCU	18/1	2007-08	
Taylor, Jay	CB	27	San Jose State	31/5	1993-95	
Taylor, Kitrick	WR	82	Washington State	16/0	1988	
Taylor, Otis	WR	89	Prairie View	130/69*	1965-75	1966-74
Taylor, Roger	T	76	Oklahoma State	13/0	1981	
Taylor, Steve	S	48	Kansas	14/13	1976	
Terrell, Marvin	G	63	Mississippi	38/--	1960-63	1962-63
Terrell, Steven	S	30	Texas A&M	10/0	2017	
Terry, Chris	T	60	Georgia	18/8	2006-07	2007
Terry, Doug	S	24, 25, 32	Kansas	57/10	1992-95	1993
Thigpen, Tyler	QB	4	Coastal Carolina	16/11	2007-09	2008
Thomas, Bill	RB	43	Boston College	14/0	1974	
Thomas, Cam	DL	93	North Carolina	1/0	2017	
Thomas, Carlton	CB	38	Elizabeth City State	4/2	1987	
Thomas, Charlie	RB	49	Tennessee State	7/0	1975	
Thomas, Chris	WR	87	Cal Poly - San Luis Obispo	10/5	2001	
Thomas, De'Anthony	RB/WR	13	Oregon	61/6	2014-19	
Thomas, Derrick	LB	58	Alabama	169/158	1989-99	1989-99
Thomas, Emmitt	CB	18	Bishop College	181/148*	1966-78	1967-78

Player	Pos.	Jersey(s) Worn	College	GP/GS	Year(s) Played	Year(s) Started
Thomas, Gene	FB	45	Florida A&M	28/--	1966-67	
Thomas, Jewerl	RB	31	San Jose State	10/1	1983	
Thomas, Ken	RB	35	San Jose State	14/0	1983	
Thomas, Pat	LB	55	North Carolina State	16/9	2007-08	2008
Thomas, Robb	WR	81	Oregon State	39/25	1989-91	1990-91
Thomas, Todd	C	62	North Dakota	15/0	1981	
Thompson, Arland	G	58	Baylor	3/3	1987	
Thompson, Bennie	S	46	Grambling	32/0	1992-93	
Thompson, Darwin	RB	34	Utah State	12/0	2019	
Thompson, Del	RB	39	Texas - El Paso	6/0	1982	
Thompson, Ernie	RB	45	Indiana	16/2	1993	
Thompson, Leroy	RB	44	Penn State	16/0	1995	
Thornbladh, Bob	LB	50	Michigan	14/0	1974	
Thornhill, Juan	S	22	Virginia	16/16	2019	2019
Thorp, Don	DE	71	Illinois	3/0	1988	
Thorpe, Craphonso	WR	12	Florida State	0/0	2005	
Thorpe, Neiko	DB	38	Auburn	9/0	2012	
Threats, Jabbar	DE	65	Michigan State	0/0	2002	
Tolliver, Billy Joe	QB	8	Texas Tech	3/0	1997	
Tongue, Reggie	S	25, 41	Oregon State	63/47	1996-99	1997-99
Toribio, Anthony	DT	98	Carson-Newman	23/0	2010, 2012-13	
Trahan, John	WR	83	Southern California	3/3	1987	
Travis, Ross	TE	88	Penn State	17/6	2016-17	
Traylor, Keith	DT	94	Central Oklahoma	31/1	1995-96	
Trosch, Gene	DE	74	Miami (Fla.)	27/0*	1967-69	
Truluck, R-Kal	DE	91	SUNY Cortland	20/0	2002-03	
Tucker, Verran	WR	15	California	11/2	2010	
Turley, Kyle	T	74	San Diego State	14/12	2006-07	2006
Tyler, Tank	DT	93	North Carolina State	37/19	2007-09	2008
Tynes, Lawrence	K	1	Troy State	48/0	2004-06	2004-06**
Tyrer, Jim	T	77	Ohio State	180/82*	1961-73	1962-73

U

Upshaw, Marvin	DE	81	Trinity	67/60	1970-75	1971-75
Urban, Jerheme	WR	83	Trinity	6/1	2010-11	

V

Valerio, Joe	T	73	Pennsylvania	61/4	1991-95	
Vanover, Tamarick	WR	87	Florida State	70/6	1995-99	1996
Van Pelt, Alex	QB	10	Pittsburgh	0/0	1993	
Vaughn, Jon	RB	21	Michigan	3/0	1994	
Vickerson, Kevin	DT	94	Michigan State	15/1	2014	
Villa, Danny	G	72	Arizona State	59/3	1993-96	
Vitali, Mark	QB	6	Purdue	0/0	1977	
Vlasic, Mark	QB	13	Iowa	6/1	1991-92	
Vrabel, Mike	LB	50	Ohio State	30/30	2009-10	2009-10

W

Wade, Bobby	WR	80	Arizona	12/6	2009	
Wade, Charlie	WR	84	Tennessee State	5/0	1977	
Waldron, Dustin	T	68	Portland State	0/0	2013	
Waldrop, Rob	DT	98	Arizona	3/0	1994	
Walden, Erik	LB	52	Middle Tennessee State	9/0	2008	
Walker, Bracy	S	40, 27	North Carolina	56/1	1994, 1998-01	
Walker, Derrick	TE	82	Michigan	58/28	1994-97	1994, 1996
Walker, James	LB	54	Kansas State	4/2	1983	
Walker, John	DT	98	Nebraska - Omaha	3/2	1987	
Walker, Vance	DT	99	Georgia Tech	16/2	2014	
Walker, Wayne	K	68	Northwestern Louisiana	4/0	1967	1967**
Wallace, Steve	T	70, 74	Auburn	10/0	1997	
Walls, Lenny	CB	35	Boston College	16/2	2006	
Walters, Pierre	LB	97	Eastern Illinois	3/0	2009	
Walters, Rod	G	76	Iowa	52/7	1976, 1978-80	
Walton, Riley	TE	88	Tennessee State	2/0	1987	
Walton, Wayne	G/T	72	Abilene Christian	23/1	1973-74	
Ward, Charvarius	CB	35	Middle Tennessee State	29/18	2018-19	2019
Ward, LaShaun	WR	84	California	1/0	2003	
Ware, Spencer	FB/RB	32	LSU	41/19	2015-19	2016
Warfield, Eric	CB	44	Nebraska	115/77	1998-05	2001-05
Warner, Charley	DB	25	Prairie View	19/--	1963-64	
Washington, Brian	S	29, 48	Nebraska	31/31	1995-96	1995-96

Player	Pos.	Jersey(s) Worn	College	GP/GS	Year(s) Played	Year(s) Started
Washington, Charles	DB	46	Cameron	22/1	1990-91	
Washington, Dewayne	CB	30	North Carolina State	16/1	2005	
Washington, Donald	S/CB	20, 27	Ohio State	32/5	2009-11	
Washington, Thomas	DT	64	Winston-Salem St.	0/0	2000	
Washington, Tim	CB	42	Fresno State	1/0	1982	
Washington, Tavares	G	65	Florida	2/0	2008	
Waters, Brian	G	54	North Texas	163/149	2000-10	2001-10
Watkins, Rokevious	DT	69	South Carolina	4/1	2013	
Watkins, Sammy	WR	14	Clemson	24/22	2018-19	2018-19
Watson, Tim	S	26	Howard	9/0	1993-95	
Watts, Armani	S	25	Texas A&M	21/0	2018-19	
Weatherford, Steve	P	6	Illinois	2/0	2008	
Weathers, Clarence	WR	80	Delaware State	11/0	1989	
Webb, Jeff	WR	80	San Diego State	31/3	2006-08	
Webster, David	DB	21	Prairie View	28/--	1960-61	1960-61
Webster, Mike	C	53	Wisconsin	25/23	1989-90	1989-90
Welbourn, John	T	76	California	47/39	2004-07	2004-05, 2007
Wells, David	TE	88	San Diego State	0/0	2019	
Werner, Clyde	LB	54	Washington	63/4	1970-74, 1976	
Wesley, Greg	S	25	Arkansas - Pine Bluff	118/103	2000-07	2000-06
Wesson, Ricky	CB	25	SMU	14/0	1977	
West, Charcandrick	RB	35	Abilene Christian	52/11	2014-18	2015
West, Lyle	S	30	San Jose State	29/2	2002-03	
West, Robert	WR	26	San Diego State	19/5	1972-73	1972
Wetzel, Ron	TE	87	Arizona State	16/0	1983	
Whitaker, Danta	TE	82	Mississippi Valley State	16/3	1990	
White, D.J.	CB	24	Georgia Tech	11/0	2016-17	
White, Ted	QB	7	Howard	0/0	1999	
White, Walter	TE	88	Maryland	63/37	1975-79	1977-78
White, William	S	35	Ohio State	43/21	1994-96	1994
Whitehurst, David	QB	15	Furman	0/0	1984	
Whitmore, David	S	41	Stephen F. Austin	18/16	1993-94	1993-94
Wickert, Tom	G	66	Washington State	5/0	1977	
Wiegmann, Casey	C	62	Iowa	143/143	2001-07, 2010-11	2001-07, 2010-11
Wilkerson, Jimmy	DE	96	Oklahoma	72/5	2003-07	
Willard, Jerrott	LB	57	California	1/0	1998	
Williams, Brett	T	74	Florida State	5/0	2003-04	
Williams, Chandler	WR	8	Florida International	0/0	2010	
Williams, Damien	RB	26	Oklahoma	27/9	2018-19	2019
Williams, Dan	DE	92	Toledo	42/25	1997, 1999-01	1999-00
Williams, Darrel	RB	31	LSU	18/0	2018-19	
Williams, Demorrio	LB	53	Nebraska	60/22	2008-11	2009
Williams, Harvey	RB	22, 44	Louisiana State	35/7	1991-93	
Williams, Jerrol	LB	44	Purdue	6/0	1994	
Williams, Javarris	RB	40	Tennessee State	4/0	2009	
Williams, Jermaine	FB	43	Houston	11/2	2001	
Williams, Kyle	WR	19	Arizona State	1/0	2013	
Williams, Lawrence	WR	40	Texas Tech	18/5	1976-77	1977
Williams, Leon	LB	57	Miami (Fla.)	4/0	2012	
Williams, Mike	RB/TE	80	New Mexico	33/14	1979-81	1980
Williams, Nick	DL	98	Samford	21/0	2014-16	
Williams, Robert	CB	40	Baylor	0/0	1993	
Williams, Robert	CB	46, 29	North Carolina	17/1	1998-99	
Williams, Sammy	T	72	Oklahoma	1/0	1999	
Williams, Stephen	DT	70	NW Missouri State	11/0	2006	
Williams, Tyrone	DE/DT	90,96	Wyoming	17/0	2000-01	
Williams, Xavier	DT	98	Northern Iowa	21/4	2018-19	
Williamson, Fred	DB	24	Northwestern	37/--	1965-67	1965-66
Willis, Donald	G	60	North Carolina A&T	59/6	2000-04	
Wilson, Albert	WR	12	Georgia State	55/26	2014-17	2015, 2017
Wilson, Damien	LB	54	Minnesota	16/16	2019	2019
Wilson, Eddie	QB/P	12	Arizona	42/1	1962-64	1962**
Wilson, Jerrel	P	44	Southern Mississippi	203/0	1963-77	1963-77**
Wilson, Kris	TE/FB	84	Pittsburgh	49/23	2004-07	2006-07
Wilson, Mike	G	67	Dayton	4/0	1975	
Wilson, Ramik	LB	53	Georgia	30/17	2015-17	2016
Winchester, James	LS	41	Oklahoma	80/0	2015-19	
Winston, Eric	T	74	Miami (Fla.)	16/16	2012	2012
Winters, Frank	G/C	65	Western Illinois	32/6	1990-91	1990
Wisniewski, Stefen	G	61	Penn State	11/2	2019	
Witzman, Bryan	T	70	South Dakota State	27/13	2016-17	2017
Wolf, James	DT	73	Prairie View	14/7	1976	1976
Wood, Duane	DB	48	Oklahoma State	65/--	1960-64	1960-64
Woodard, Ray	DE	70	Texas	6/0	1987	
Wooden, Terry	LB	90	Syracuse	15/8	1997	1997
Woods, Jerome	S	21, 31	Memphis	128/105	1996-05	1997-01, 2003-04
Word, Barry	RB	23	Virginia	44/17	1990-92	1992

Player	Pos.	Jersey(s) Worn	College	GP/GS	Year(s) Played	Year(s) Started
Word, Mark	DE	67	Jacksonville State	6/0	1999	
Worthen, Naz	WR	84	North Carolina State	19/1	1989-90	
Wright, Elmo	WR	17	Houston	45/38	1971-74	1971, 1973-74
Wright, Felix	S	24	Drake	0/0	1993	
Wyatt, Kevin	CB	23	Arkansas	3/0	1987	
Wylie, Andrew	T	77	Eastern Michigan	27/21	2018-19	2018-19
Wylie, Devon	WR	19	Fresno State	6/1	2012	

Y

Yakovonis, Ray	NT	92	East Stroudsburg State	2/0	1983	
Yelder, Deon	TE	82	Western Kentucky	12/1	2018-19	
Young, Michael	WR	85	UCLA	2/0	1994	
Young, Wilbur	DE	99	William Penn	94/70	1971-77	1972-77

Z

Zamberlin, John	LB	61	Pacific Lutheran	22/10	1983-84	1984
Zaruba, Carroll	DB	46	Nebraska	7/--	1960	
Zombo, Frank	LB	51	Central Michigan	89/27	2013-18	2017

*Only includes starts dating back to '68.
 **Regular kicker or punter during that period.

Notes: The Chiefs All-Time Roster includes all players who were on the active roster for at least one regular season game or playoff contest. Games Played/Games Started reflects regular season games only. It also includes players who accrued at least one season as a member of a reserve or injury list. The one exception to this criteria is RB Stone Johnson, who had his number 33 retired after suffering a fatal injury in a 1963 preseason contest. Jersey numbers refer to those numbers worn only in regular season or postseason play.

ALL-TIME NUMERICAL ROSTER

Player	Pos.	Years
#1		
Adamle, Mike	RB	1971-72
Grupp, Bob	P	1979-81
Moon, Warren	QB	1999-00
Pennington, Durwood	K	1962
Smith, Noland	WR	1967-69
Stevens, Matt	QB	1987
Tynes, Lawrence	K	2004-06

Player	Pos.	Years
#2		
Clements, Tom	QB	1980
Colquitt, Dustin	P	2005-19
Elliott, Lin	K	1994-95
Goodbum, Kelly	P	1987-90
Murray, Eddie	K	1992
Peterson, Todd	K	2000-01

Player	Pos.	Years
#3 - Retired		
Agajanian, Ben	K	1961
Stenerud, Jan	K	1967-79

Player	Pos.	Years
#4		
Barker, Bryan	P	1990-93
Henne, Chad	QB	2018-19
Foles, Nick	QB	2016
Fuller, Steve	QB	1979-82
Hamrick, James	K	1987
Murphy, Nick	P	2004
Palko, Tyler	QB	2010-11
Stryzinski, Dan	P	2001-02
Tanney, Alex	QB	2012
Thigpen, Tyler	QB	2007-09

Player	Pos.	Years
#5		
Aguiar, Louie	P	1994-98
Barth, Connor	K	2008
Carney, John	K	2007
Cheek, Steve	P	2004
Colbert, Lewis	P	1986-87
deBruijn, Case	P	1982
McCann, Jim	P	1975
Santos, Cairo	K	2014-17
Sauerbrun, Todd	P	2000

Player	Pos.	Years
#6		
Arnold, Jim	P	1983-85
Cook, Kenny	WR	2016
Lampkin, Ashton	CB	2017
McVea, Warren	RB	1969-73
Rayner, Dave	K	2007
Rebstock, Pete	WR	2002
Succop, Ryan	K	2009-13
Vitali, Mark	QB	1977
Weatherford, Steve	P	2008

Player	Pos.	Years
#7		
Andrusyshyn, Zenon	P	1978
Butker, Harrison	K	2017-19
Cassel, Matt	QB	2009-12
Germaine, Joe	QB	2001
Gossett, Jeff	P	1981-82
Husted, Michael	K	2002
Huarte, John	QB	1969-71
Jaworski, Ron	QB	1989
Medlock, Justin	K	2007
Murray, Aaron	QB	2014-15
Nott, Mike	QB	1976
Printers, Casey	QB	2006
White, Ted	QB	1999

Player	Pos.	Years
#8		
Andersen, Morten	K	2002-03
Gray, Quinn	QB	2008
Greene, David	QB	2007
Lowery, Nick	K	1980-93
Moore, Matt	QB	2019
Orton, Kyle	QB	2011
Tolliver, Billy Joe	QB	1997
Williams, Chandler	WR	2010

Player	Pos.	Years
#9		
Baker, Jason	P	2003-04
Bentley, Scott	K	1999
Bray, Tyler	QB	2013-17
Carlson, Dean	QB	1972-74
Jones, Reggie	WR	1997
Kenney, Bill	QB	1979-88
Novak, Nick	K	2008
Quinn, Brady	QB	2012
Shurmur, Kyle	QB	2019

Player	Pos.	Years
#10		
Beathard, Pete	QB	1964-67, 1973
Copper, Terrance	WR	2009-12
Daniel, Chase	QB	2013-15
Elkins, Mike	QB	1989-90
Green, Trent	QB	2001-06
Hagans, Maurice	WR	2008
Hill, Tyreek	WR	2016-19
Livingston, Mike	QB	1968-79
Saxton, James	HB	1962
Seurer, Frank	QB	1986-87
Stoyanovich, Pete	K	1996-00
Sullivan, Kent	P	1992
Van Pelt, Alex	QB	1993

Player	Pos.	Years
#11		
Adams, Tony	QB	1975-78
Bellamy, Josh	WR	2012
Chambers, Chris	WR	2009-10
Douglas, Dameane	WR	2003
Gagliano, Bob	QB	1981-83
Grbac, Elvis	QB	1997-00
Horne, Jeremy	WR	2010-11
Huard, Damon	QB	2004-08
Hudson, Doug	QB	1987
Jones, Reggie	WR	1997, 2001
Osiecki, Sandy	QB	1984
Pelluer, Steve	QB	1989-91
Robinson, Demarcus	WR	2018-19
Smith, Alex	QB	2013-17

Player	Pos.	Years
#12		
Baker, Jon	K	1999
Croyle, Brodie	QB	2006-10
Dieter, Gehrig	WR	2018-19
Espinoza, Alex	QB	1987
Flores, Tom	QB	1969
Gannon, Rich	QB	1995-98
Hill, Jim	DB	1966
Jaynes, Dave	QB	1974
Perez, Joe	WR	2000
Quinn, Jonathan	QB	2002-03
Shaw, Dennis	QB	1978
Stanzi, Ricky	QB	2012
Thorpe, Crapponso	WR	2005
Wilson, Albert	WR	2014-17
Wilson, Eddie	QB/P	1962-64

Player	Pos.	Years
#13		
Bono, Steve	QB	1995-96
Clark, Wayne	QB	1975
Pope, Daniel	P	1999
Pringle, Byron	WR	2019
Stanzi, Ricky	QB	2011
Thomas, De'Anthony	RB/WR	2014-18
Vlasic, Mark	QB	1991-92

Player	Pos.	Years
#14		
Blackledge, Todd	QB	1983-87
Blundin, Matt	QB	1992-95
Enis, Hunter	QB	1960
Greene, Tom	QB	1961
Hall, Chad	WR	2013
Jackson, Curtis	WR	2002-03
Lawrence, Quinten	WR	2009-10
McManus, Danny	QB	1988
Ply, Bobby	DB	1962-67
Podolak, Ed	RB	1969-77
Robinson, Demarcus	WR	2016-17
Robinson, Kevin	WR	2008
Watkins, Sammy	WR	2018-19

Player	Pos.	Years
#15		
Breaston, Steve	WR	2011-12
Collins, Todd	QB	1998-05
Duncan, Randy	QB	1961
Gutierrez, Matt	QB	2009
Jenkins, A.J.	WR	2013-14
Lee, Jacky	QB	1967-69
Longmire, Sam	DB	1967-68
Mahomes, Patrick	QB	2017-19
Martin, Ingle	QB	2008
Matthews, Steve	QB	1994-96
Mercer, Mike	K	1966
Reardon, Kerry	CB	1971-76
Tucker, Verran	WR	2010
Whitehurst, David	QB	1984

#16 - Retired

Dawson, Len	QB	1962-75
-------------	----	---------

Player	Pos.	Years
#17		
Avery, Donnie	WR	2013-14
Barnes, Pat	QB	1997
Conley, Chris	WR	2015-18
Curtis, Kevin	WR	2010
DeBerg, Steve	QB	1988-91
Gehrke, Jack	WR	1968
Hardman, Mecole	WR	2019
Krieg, Dave	QB	1992-93
Long, Lance	WR	2009
Murphy, Yo	WR	2002
Price, Maurice	WR	2007-08
Smith, Fletcher	DB	1966-67
Smith, Richard	WR	2004
Wright, Elmo	WR	1971-74

Player	Pos.	Years
#18 - Retired		
Flynn, Don	DB	1960-61
Grbac, Elvis	QB	1997-00
LaChapelle, Sean	WR	1996
Parker, Samie	WR	2004-07
Thomas, Emmitt	CB	1966-78

Player	Pos.	Years
#19		
Davidson, Cotton	QB/P	1960-61
Kemp, Marcus	WR	2017-19
Maclin, Jeremy	WR	2015-16
Montana, Joe	QB	1993-94
Williams, Kyle	WR	2013

Player	Pos.	Years
#20		
Cherry, Deron	S	1981-91
Claiborne, Morris	CB	2019
Draughn, Shaun	RB	2012
Hall, Dante	RB/WR	2000-06
Hunt, Bobby	DB	1962-67
Jones, Thomas	RB	2010-11
Nelson, Steven	CB	2015-18
Owens, Chris	CB	2014
Perkins, Horace	CB	1979
Reaser, Keith	CB	2019
Sapp, Benny	CB	2004-07
Sellers, Goldie	DB	1968-69
Sensibaugh, Mike	S	1971-75
Washington, Donald	S/CB	2009-10

Player	Pos.	Years
#21		
Arenas, Javier	CB	2010-12
Austin, Hise	CB	1975
Bartee, William	S	2000-06
Bayless, Martin	S	1992-93, '95-96
Breeland, Bashaud	CB	2019
Gaines, Clark	RB	1981-82
Garrett, Mike	RB	1966-70
Homan, Dennis	WR	1971-72
Lewis, Garry	CB	1993
Lewis, Tahuan	CB	1992
McKinney, Odis	S	1985
Morgado, Arnold	RB	1977-80
Murray, Eric	CB	2016-18
Reamon, Tommy	RB	1976
Robinson, Dunta	CB	2013
Saxon, James	RB	1988-91
Smith, Kolby	RB	2007-09
Smith, Sean	CB	2014-15
Stephens, John	RB	1993
Stockemer, Ralph	RB	1987
Vaughn, Jon	RB	1994
Webster, David	DB	1960-61
Woods, Jerome	S	1996-05

Player	Pos.	Years
#22		
Bookman, John	DB	1960
Brown, Dee	RB	2005-06
Carter, Perry	CB	1995
Cocroft, Sherman	S	1985-87
Grow, Monty	S	1994
Hagy, John	S	1991
Harrison, Glynn	RB	1976
Jakes, Van	DB	1983-84
Marshall, Larry	DB	1972-73, '78
McClellion, Central	CB	2002
McCleon, Dexter	CB	2003-05
McCluster, Dexter	WR	2010-13
McKnight, Joe	RB	2014
McKnight, Ted	RB	1977-81
Mitchell, Willie	DB	1964-71
Morris, Donnie Joe	RB	1974
Patterson, Dimitri	CB	2007-08
Peters, Marcus	CB	2015-17
Scandrick, Orlando	CB	2018
Shehee, Rashaan	RB	1998-99
Smith, J.J.	RB	1995-96
Thornhill, Juan	S	2019
Williams, Harvey	RB	1991-93

Player	Pos.	Years
# 23		
Blaylock, Derrick	RB	2001-04
Coan, Bert	RB	1963-68
Colclough, Ricardo	CB	2008-09
Dickerson, Ron	WR	1993-94
Fuller, Kendall	CB	2018
Gaines, Phillip	CB	2014-17
Gant, Earl	RB	1979-80
Gray, Carlton	CB	1999-00
Hadley, David	CB	1970-72
Hill, Greg	CB	1984-88
Johnson, Clyde	CB	1997
Keyes, Leroy	RB	1973
Lewis, Kendrick	S	2010-13
Richardson, Mike	CB	2009-10
Smith, Lucious	CB	1983
Surtain, Patrick	CB	2005-08
Swink, Jim	HB	1960
Watts, Armani	S	2019
Word, Barry	RB	1990-92
Wyatt, Kevin	CB	1987

Player	Pos.	Years
# 24		
Bartee, William	CB	2000-06
Belser, Ceaser	DB	1968-71
Ellison, Willie	RB	1973-74
Flowers, Brandon	CB	2008-13
Green, Gary	CB	1977-83
Kaiser, Jason	CB	1998
Law, Ty	CB	2006-07
Lucas, Jordan	S	2018-19
McCoy, LeSean	RB	2019
McCray, Kelcie	S	2014
McMillan, Erik	S	1993
Pearson, Jayice	CB	1986-92
Revis, Darrelle	CB	2017
Terry, Doug	S	1992-95
White, D.J.	CB	2016-17
Williamson, Fred	DB	1965-67
Wright, Felix	S	1993

Player	Pos.	Years
# 25		
Acker, Kenneth	CB	2017
Charles, Jamaal	RB	2008-16
Collins, Mark	CB/S	1994-96
Copeland, Danny	S	1989-90
Epps, Jack	S	1987
Hollis, David	DB	1988
Nix, Doyle	DB	1961
Pitts, Frank	WR	1965-71
Stradford, Troy	RB	1991
Terry, Doug	S	1992-95
Tongue, Reggie	S	1996-99
Warner, Charley	DB	1963-64
Watts, Armani	S	2018
Wesley, Greg	S	2000-07
Wesson, Ricky	CB	1977

Player	Pos.	Years
# 26		
Adams, Vashone	S	1998
Allen, Taje	CB	2001-02
Barbaro, Gary	S	1976-82
Battle, Jackie	RB	2007-11
Battle, Julian	CB	2003-05
Bennett, Michael	RB	2006-07
Comings, Sanders	S	2013-14
Dishman, Cris	CB	1999
Dozier, Cornelius	S	1987
Glenn, Jacoby	CB	2017
Hakim, Saalim	DB	2015
Jackson, Frank	WR	1961-65
Lane, Skip	CB/S	1984
Lowe, Paul	RB	1968-69
Oliver, Muhammed	CB	1993

Player	Pos.	Years
Palmer, Paul	RB	1987-88
Porter, Lewis	E	1970
Routt, Stanford	CB	2012
Spiller, CJ	RB	2017
Watson, Tim	S	1993-95
Williams, Damien	RB	2018-19
West, Robert	WR	1972-73

Player	Pos.	Years
# 27		
Acker, Kenneth	S	2016
Branch, Tyvon	S	2015
Brown, Theotis	RB	1983-84
Coleman, Kurt	S	2014
Elam, Abram	S	2012
Fenton, Rashad	CB	2019
Green, Woody	RB	1974-76
Hill, Greg	RB	1994-97
Hunt, Kareem	RB	2017-18
Johnson, Larry	RB	2003-09
Julien, Jarmar	RB	2002
Kratzer, Dan	WR	1973
Milo, Ray	S	1978
Porter, Kevin	S	1988-92
Rose, Donovan	CB	1980
Smith, Blane	S	1987
Smith, Sean	CB	2013
Taylor, Jay	CB	1993-95
Walker, Bracy	S	1994, 1998-01
Washington, Donald	DB	2009-11

Player	Pos.	Years
# 28 - Retired		
Haynes, Abner	RB	1960-65

Player	Pos.	Years
# 29		
Belser, Jason	S	2001-02
Berry, Eric	S	2010-18
Fuller, Kendall	CB/S	2019
Hill, Greg	RB	1993-97
Knight, Sammy	S	2005-06
Lewis, Albert	CB	1983-93
McMillian, Mark	CB	1997-98
Powers, Clyde	S	1978
Savage, Dantrell	RB	2008-09
Washington, Brian	S	1995-96
Williams, Robert	CB	1998-99

Player	Pos.	Years
# 30		
Bayless, Martin	S	1992-93, 1995-96
Bennett, Donnell	RB	1994-00
Bledsoe, Curtis	RB	1981-82
Brown, Alex	CB	2019
Brown, Jalil	DB	2011-12
Brown, Mike	S	2009
Carruth, Paul Ott	RB	1989
Colclough, Ricardo	CB	2008-09
Fleming, Jamell	CB	2014-15
Harris, Gilbert	RB	2007
Miller, Cleophus	RB	1974-75
Richardson, Gloser	WR	1967-70
Richardson, Mike	CB	2009-10
Robinson, Mark	S	1984-87
Sams, B.J.	KR	2008
Shaw, Josh	S	2018
Spikes, Jack	RB/K	1960-64
Terrell, Steven	S	2017
Washington, Dewayne	CB	2005
West, Charcandrick	RB	2018
West, Lyle	S	2002-03

Player	Pos.	Years
# 31		
Cooper, Marcus	CB	2013-15
Hartman, Tysyn	DB	2012
Hunt, Akeem	RB	2017
Holmes, Priest	RB	2001-07
Kinney, Jeff	RB	1972-76
Leggett, Maurice	CB/S	2008-10
Reese, Jerry	S	1979-80
Ross, Kevin	CB	1984-93, '97
Thomas, Jewerl	RB	1983
Williams, Darrel	RB	2018-19
Woods, Jerome	CB	1996-05

# 32		
Agee, Tommie	RB	1989
Allen, Marcus	RB	1993-97
Dickinson, Bo	RB	1960-61
Draughn, Shaun	RB	2011
Gray, Cyrus	RB	2012-14
Horton, Ethan	RB	1985
Johnson, Jack	DB	1961
Jones, Doug	DB	1973-74
Mathieu, Tyrann	S	2019
McClinton, Curtis	RB	1962-69
Moriarty, Larry	RB	1986-88
Reed, Tony	RB	1977-80
Terry, Doug	S	1992-95
Ware, Spencer	FB/RB	2015-18

# 33 - Retired		
Johnson, Curley	HB	1960
Johnson, Stone	RB	1963
Pricer, Bill	RB	1961

# 34		
Brackenridge, Tyron	CB	2007-08
Burruss, Lloyd	S	1981-91
Carter, Dale	CB	1992-98
Cloud, Michael	RB	1999-02
Daniels, Travis	CB	2009-12
Davis, Knile	RB	2013-16
Haslip, Wilbert	RB	1979
Johnson, Larry	RB	2003-09
Macklin, David	CB	2008
McQuay, Leon	S	2017-18
Payton, Eddie	KR	1978
Thompson, Darwin	RB	2019

# 35		
Atkins, Larry	S/LB	1999-02
Barksdale, Rashad	CB	2007
Belton, Horace	RB	1978-81
Celestin, Oliver	S	2008
Demps, Quintin	S	2013
Johnson, Melvin	S	1998
Okoye, Christian	RB	1987-92
Otis, Jim	RB	1971-72
Pile, Willie	S	2004
Price, Ricky	S	2009-10
Reeves, Jacques	CB	2012
Stover, Smokey	LB	1960-66
Thomas, Ken	RB	1983
Walls, Lenny	CB	2006
Ward, Charvarius	CB	2018-19
West, Charcandrick	RB	2014-17
White, William	S	1994-96

# 36 - Retired		
Daniels, Clemon	DB	1960
Hill, Mack Lee	RB	1964-65

Player	Pos.	Years
# 37		
Collier, Tim	CB	1976-79
Delaney, Joe	RB	1981-82

# 38		
Anders, Kimble	FB	1991-00
Bragg, Michael	CB	2006
Brannon, Solomon	DB	1965-66
Brown, Dee	RB	2005-06
Finley, Clint	S	2002-03
Gunter, Michael	RB	1984
Hayes, Wendell	RB	1968-74
Johnson, Tervaris	RB	2010
Loveall, Calvin	CB	1988
Morgan, DaJuan	S	2008-09
Odom, Ricky	S	1978
Parker, Ron	DB	2013-18
Roquemore, Durwood	CB	1982-83
Thomas, Carlton	CB	1987
Thorpe, Neiko	DB	2012

# 39		
Abdullah, Husain	S	2013-15
Bailey, Mark	RB	1977-78
Carr, Brandon	CB	2008-11
Crockett, Ray	CB	2001-02
Everett, Eric	CB	1991
Griffin, Stephen	RB	1987
Mitchell, Terrance	CB	2016-17
Morris, Bam	RB	1999
Moser, Rick	RB	1981
Pickens, Bruce	CB	1993
Ross, Derrick	RB	2006
Smith, Tremon	CB	2018-19
Thompson, Del	RB	1982
Ware, Spencer	RB	2019

# 40		
Bell, Billy	CB	1991
Davis, Ricky	S	1977
Green, Boyce	RB	1986
Harris, Corey	CB	2001-03
Hasty, James	CB	1995-00
Hillis, Peyton	RB	2012
Jackson, Charlie	DT	1960
Lacy, Ken	RB	1984-85, '87
Lovett, John	FB	2019
Mack, Cedric	CB	1992
Marsalis, Jim	CB	1969-75
Millard, Trey	FB	2016
Reaser, Keith	CB	2017
Walker, Bracy	S	1994, 1998-00
Williams, Javarris	RB	2009
Williams, Lawrence	WR	1976-77
Williams, Robert	CB	1993

# 41		
Bates, Jackie	CB	2010
Christopher, Herb	S	1979-82
Connot, Scott	S	2004
Crawford, Keith	S	1998
Dennis, Pat	CB	2000-01
Dressler, Doug	RB	1975
Evans, James	RB	1987
Hill, Kenny	S	1989
Jankowski, Bruce	WR	1971-72
Jenkins, Keyvan	RB	1988
Johnson, Darrius	CB	2003
McCarthy, Kyle	DB	2012
Parker, Anthony	CB	1991
Pippens, Woodie	RB	1987
Tongue, Reggie	S	1996-99
Whitmore, David	S	1993-94
Winchester, James	LS	2015-19

Player	Pos.	Years
# 42		
Carter, M.L.	CB	1979-81
Cox, Mike	FB	2008-10
Cruz, Ronnie	RB	2005-06
Donaldson, Jeff	S	1990
Harts, Shaunard	S	2001-04
Lane, MacArthur	RB	1975-78
Malone, Darrell	CB	1992
Mincy, Charles	S	1991-94
Piscitelli, Sabby	S	2011
Ricks, Lawrence	RB	1983-84
Robinson, Johnny	S/HB	1960-71
Sherman, Anthony	FB	2013-19
Smith, Jeff	RB	1985-86
Washington, Tim	CB	1982

Player	Pos.	Years
# 43		
Bolden, Juran	CB	1999
Brockington, John	RB	1977
Easy, Omar	FB	2002-04
Gafford, Thomas	LS	2008-14
Hanoian, Greg	FB	2006
Jackson, Billy	RB	1981-84
Jones, Bill	RB	1990-92
Parker, Robert	RB	1987
Pruitt, Mike	RB	1985-86
Thomas, Bill	RB	1974
Williams, Jermaine	FB	2001

Player	Pos.	Years
# 44		
Anderson, Darren	CB	1994-97
Harris, Eric	CB	1980-82
Harris, Jimmy	DB	1960-61
Heard, Herman	RB	1984-89
Kelley, Ed	DB	1961
McClain, Le'Ron	FB	2011
O'Daniel, Dorian	LB	2018-19
Page, Jarrad	S	2006-09
Parker, Kerry	CB	1984
Thompson, Leroy	RB	1995
Warfield, Eric	CB	1998-05
Williams, Harvey	RB	1991-93
Williams, Jerrol	LB	1994
Wilson, Jerrel	P	1963-77

Player	Pos.	Years
# 45		
Baber, Billy	TE	2001-03
Brooks, Bucky	CB	1997-98
Bryant, Trent	CB	1982-83, '87
Eachus, Nate	RB	2012
Eligwe, Ukeme	LB	2017
Grayson, Dave	DB	1961-64
Holmes, Robert	RB	1968-71
Johnson, Jimmie	TE	1994
Johnson, Sidney	CB	1988
LaGrand, Morris	RB	1975
Maxey, Marcus	CB	2006
McNeil, Pat	RB	1976-77
Merritt, Michael	TE	2008
Petry, Stan	CB	1989-91
Pope, Leonard	TE	2009-11
Saxon, James	RB	1988-91
Stargell, Tony	CB	1996
Talton, Ken	RB	1980
Thomas, Gene	FB	1966-67
Thompson, Ernie	RB	1993

Player	Pos.	Years
# 46		
Brock, Kevin	TE	2013
Castille, Tim	RB	2009-10
Clemons, Michael	RB	1987
Dombroski, Paul	S	1980-81
Fields, Jitter	RB	1987
Gray, Tim	S	1976-78

Player	Pos.	Years
Grigsby, Boomer	FB/LB	2005-07
Jones, Dominique	TE	2013
Jones, Victor	RB	1994
Kearney, Jim	DB	1967-75
King, Bruce	RB	1985-86
Moreau, Frank	RB	2000
Smith, Noland	WR	1967-69
Sterns, Jordan	S	2017
Thompson, Bennie	S	1992-93
Washington, Charles	DB	1990-91
Williams, Robert	CB	1998-99
Zaruba, Carroll	DB	1960

Player	Pos.	Years
# 47		
Baxter, Keith	CB	2017
Chappell, Devin	S	2017
Golub, Chris	S	1977
Hodge, Alphonso	CB	2005-06
Martin, Don	CB	1975
McGraw, Jon	S	2007-11
Osley, Willie	DB	1974
Scott, Todd	S	1997
Smith, Chris	WR	1973

Player	Pos.	Years
# 48		
Allen, Nate	CB	1971-74
Burgmeier, Ted	S	1978
Colter, Jeff	DB	1987
Gafford, Thomas	LS	2008-09
Gamble, Kenny	RB	1988-90
Hadnot, James	RB	1980-83
Jones, E.J.	RB	1985
Lane, Garcia	CB	1985, 1987
Langford, Reshard	S	2009-11
McDougald, Bradley	S	2013
McNair, Todd	RB	1989-93, 1996
Menzie, De'Quan	DB	2012
Perry, Ed	TE	2005
Popson, Ted	TE	1997-98
Smith, Terrance	LB	2016-18
Stowers, Tommie	RB	1994
Taylor, Steve	S	1976
Washington, Brian	S	1995-96
Wood, Duane	DB	1960-64

Player	Pos.	Years
# 49		
Bograkus, Steve	S	1976
DiMarco, Patrick	FB	2012
Gay, Matt	S	1994
Jackson, Gerald	S	1979
Nelson, Teddy	CB	1987
Pollard, Bernard	S	2006-08
Richardson, Tony	FB	1995-05
Sorensen, Daniel	S	2014-19
Thomas, Charlie	RB	1975

Player	Pos.	Years
# 50		
Anderson, Erick	LB	1992-93
Atkins, Larry	S/LB	1999-02
Barton, Jim	C	1960
Boiman, Rocky	LB	2008
Caveness, Ronnie	LB	1965
Daniels, Calvin	LB	1982-85
Davis, Anthony	LB	1994-98
Del Rio, Jack	LB	1987-88
Harris, Napoleon	LB	2007-08
Houston, Justin	LB	2011-18
Kearney, Tim	LB	1975
Lee, Darron	LB	2019
McGovern, Rob	LB	1989-90
Mitchell, Kawika	LB	2003-06
Oriad, Mike	C	1970-73
Peterson, Cal	LB	1979-81
Sanders, Clarence	LB	1978
Thornbladh, Bob	LB	1974
Vrabel, Mike	LB	2009-10

Player	Pos.	Years
# 51		
Bush, Lew	LB	2000-02
Cadrez, Glenn	LB	2001-02
Darche, Jean-Philippe	LS	2007-08
Donnalley, Rick	C	1986-87
Fraser, Jim	LB	1965
Fujita, Scott	LB	2002-04
Grigsby, Boomer	FB/LB	2005-07
Jackson, Charles	LB	1978-84
Lingner, Adam	C	1983-86, 1988
Lynch, Jim	LB	1967-77
Manusky, Greg	LB	1994-99
Marts, Lonnie	LB	1991-93
Mays, Corey	LB	2009-10
Miller, Gabe	LB	2011
Zombo, Frank	LB	2013-18

Player	Pos.	Years
# 52		
Abell, Bud	LB	1966-68
Anderson, Charlie	LB	2010
Beisel, Monty	LB	2001-04, 2009
Caver, Quinton	LB	2002-04
Gatewood, Curtis	LB	2008
Harris, Demone	DE	2019
Herron, David	LB	2009
Howard, Thomas	LB	1977-83
Humphrey, Tom	C	1974
Hyde, Glenn	C	1987
Johnson, James-Michael	LB	2013-14
Jolly, Ken	LB	1984-85
Kershaw, William	LB	2006-07
Nicolas, Dadi	LB	2016-17
Olsen, Orrin	C/G	1976
O'Neal, Andre	LB	2000-01
Pimentel, Mickey	LB	2007
Rogers, Tracy	LB	1990-96
Siler, Brandon	LB	2011-12
Snipes, Angelo	LB	1987-89
Walden, Erik	LB	2008

Player	Pos.	Years
# 53		
Andrews, Billy	LB	1976-77
Avery, Ken	LB	1975
Griffin, Kris	LB	2005-06
Hamilton, Rick	DE	1994-95
Hitchens, Anthony	LB	2018-19
Howard, Todd	LB	1987-88
Jones, Fred	LB	2003-04
Mays, Joe	LB	2014
Moten, Gary	LB	1987
Patton, Marvcus	LB	1999-02
Paul, Whitney	DE/LB	1976-81, 1986
Rush, Bob	C	1983-85
Stephens, Santo	LB	1993
Webster, Mike	C	1989-90
Williams, Demorrio	LB	2008-11
Wilson, Ramik	LB	2015-17

Player	Pos.	Years
# 54		
Ashley, Walker Lee	LB	1989
Cofield, Tim	LB	1986-88
Favors, Greg	LB	1998
Greene, Ted	LB	1960-62
Hudock, Mike	C	1967
Manumaleuga, Frank	LB	1979-81
Moses, Dezman	LB	2013-16
Ochi, Victor	LB	2016
Orchard, Nate	LB	2018
Simien, Tracy	LB	1991-97
Walker, James	LB	1983
Waters, Brian	G	2000-10
Werner, Clyde	LB	1970-74, 1976
Wilson, Damien	LB	2019

Player	Pos.	Years
# 55		
Best, Keith	LB	1972
Clark, Frank	DE	2019
Cooper, Louis	LB	1985-90
Dimmick, Tom	C	1960
Dumas, Troy	LB	1995-97
Ford, Dee	LB	2014-18
George, Ron	LB	1998-00
Holub, E.J.	C/LB	1961-70
Jordan, Akeem	LB	2013
Kehl, Bryan	LB	2012
Klug, Dave	LB	1981-83
Peterson, Bill	LB	1975
Randle, Ervin	LB	1991-92
Rogers, Justin	LB	2009
Rozumek, Dave	LB	1976-79
Scanlon, Rich	LB	2004-06
Sheffield, Cameron	LB	2010-12
Stams, Frank	LB	1995
Stills, Gary	LB/DE	1999-05
Thomas, Pat	LB	2007-08

Player	Pos.	Years
# 56		
Ale, Arnold	LB	1994
Ane, Charlie	C	1975-80
Beisel, Monty	LB/DE	2001-04, 2009
Bush, Lew	LB	2000-02
Cancik, Phil	LB	1981
Corey, Walt	LB	1960-66
Dixon, Ernest	LB	1998
Graham, Tom	LB	1974
Hackett, Dino	LB	1986-92
Haynes, Louis	LB	1982-83
Johnson, Derrick	LB	2005-17
Niemann, Ben	LB	2018-19
Simmons, Wayne	LB	1997-98
Stills, Gary	LB/DE	1999-05

Player	Pos.	Years
# 57		
Alexander, D.J.	LB	2015-16
Baldwin, Johnny	LB	2007
Blanton, Jerry	LB	1979-85
Cole, Justin	LB	2010
Dacus, Weston	LB	2008-09
Elrod, Jimbo	LB	1976-78
Harrell, James	LB	1987
Holmes, Bruce	LB	1987
Houston, Bobby	LB	1997
Jamison, George	LB	1994-96
Johnson, Nico	LB	2013
Martin, Chris	LB	1988-92
Maslowski, Mike	LB	1999-04
Palewicz, Al	LB	1973-75
Pierre-Louis, Kevin	LB	2017
Speaks, Breeiland	LB	2018-19
Willard, Jerrott	LB	1998
Williams, Leon	LB	2012

Player	Pos.	Years
# 58 - Retired		
Baugh, Tom	C	1986-88
Martin, Dave	LB	1968
Potter, Steve	LB	1983
Rice, Andrew	DT	1966-67
Rudnay, Jack	C	1970-82
Thomas, Derrick	LB	1989-99
Thompson, Arland	G	1987

Player	Pos.	Years
# 59		
Barber, Shawn	LB	2003-05
Belcher, Jovan	LB	2009-12
Burks, Ray	LB	1977
Cadrez, Glenn	LB	2001-02
Edwards, Donnie	LB	1996-01, 2007-08
Fields, Jaime	LB	1993-95
Franklin, Jerry	LB	2014
Harvey, Stacy	LB	1989
Hawkins, Andy	LB	1988
Kelly, Colin	OL	2013
March-Lillard, Justin	LB	2015-16
Ragland, Reggie	LB	2017-19
Snow, Percy	LB	1990-92
Spani, Gary	LB	1978-86

Player	Pos.	Years
# 60		
Baab, Mike	C	1992
Daney, George	G	1968-74
De La Puente, Brian	G	2008
Herkenhoff, Matt	T	1976-85
Hunter, Ryan	OL	2019
Ingram, Byron	G	1987-88
Leffew, Travis	T	2007
Lindstrom, Chris	DE	1987
Ndukwe, Ikechuku	G/T	2009
Pughsley, Jarrod	OL	2015
Reynolds, Al	G	1960-67
Terry, Chris	T	2006-07
Willis, Donald	G	2000-04

Player	Pos.	Years
# 61		
Adickes, Mark	G	1986-89
Biodrowski, Dennis	G	1963-67
Brown, Colin	G	2009
Burton, Antwon	DT	2008
Cadwell, John	G	1961
Culp, Curley	DT	1968-74
Fazier, Cliff	DT	1977
Grunhard, Tim	C	1990-00
Hudson, Bob	LB	1960
Hudson, Rodney	G/C	2011-14
Morse, Mitch	C	2015-18
Parrish, Don	NT	1978-82
Sharpe, Montique	DT	2003
Stallings, Tre	G	2006-07
Wisniewski	G	2019
Zamberlin, John	LB	1983-84

Player	Pos.	Years
# 62		
Alleman, Andy	C/G	2009
Chilton, Gene	G/C	1989
Fournet, Sid	G	1960-61
Helton, Darius	G	1977
Kirchbaum, Kelly	LB	1980
Liggett, Bob	DT	1970
Lingner, Adam	C	1983-86, 1988
McLean, Ron	NT	1988
Parker, Glenn	G/T	1997-99
Pietrzak, Jim	C	1987
Reiter, Austin	C	2018-19
Story, Bill	G	1975
Thomas, Todd	C	1981
Wiegmann, Casey	C	2001-07, 2010-11

Player	Pos.	Years
# 63 - Retired		
Lanier, Willie	LB	1967-77
Maas, Bill	NT/DE	1984-92
Olenchak, John	C/LB	1981-82
Terrell, Marvin	G	1960-63

Player	Pos.	Years
# 64		
Acker, Bill	NT/DE	1982, 1987
Beisler, Randy	G	1975
Feehery, Gerry	C	1988
Harvey, James	G	1987-88
Kirchner, Mark	T/G	1983
Krisner, Bill	G	1960-61
Kush, Eric	C	2013-14
Mattison, Bryan	C	2012
Merz, Curt	G/DE	1962-68
Munyer, Daniel	OL	2015
Niswanger, Rudy	C	2006-10
Oldermann, Bob	G	1985
Pennel, Mike	DT	2019
Ricketts, Tom	G	1993
Studdard, Les	C	1982
Tamm, Ralph	G	1997-99
Washington, Thomas	DT	2000

Player	Pos.	Years
# 65		
Adkins, Kevin	C	1987
Black, Jordan	G/T	2003-06
Condon, Tom	G	1974-84
Devey, Jordan	G	2016-18
DiGiacomo, Curt	G	1988
Fada, Rob	G	1985
Gilliam, Jon	C	1961-67
Henry, Ricky	G	2013
Kauahi, Kani	C	1992
Knapp, Lindsay	G/T	1993-94
Lilja, Ryan	G	2010-12
Prudhomme, Remi	G	1968-69
Smith, Jeff	C/G	1996-99
Taylor, Herb	T	2007-08
Threats, Jabbar	DE	2002
Washington, Tavares	G	2008
Winters, Frank	G/C	1990-91

Player	Pos.	Years
# 66		
Bishop, Sonny	G	1962
Budde, Brad	G	1980-86
Diamond, Bill	G	1963
Doubiago, Dan	WR	1978
Frazier, Wayne	C	1966-67
Frey, Dick	DE	1960
Grubbs, Ben	G	2015
Harris, Darryl	G	2009
Hochstein, Russ	G	2012
Ingram, Johnathan	C	2004-05
McKenzie, Kahlil	OL	2018
Newson, Tony	LB	2002
Rasley, Rocky	G	1975
Riley, Victor	T	1998-01
Siglar, Ricky	T	1993-96, 1998
Stein, Bob	LB	1969-72
Wickert, Tom	G	1977

Player	Pos.	Years
# 67		
Andersen, Jason	G/C	2002
Black, James	DE	1987
Bober, Chris	G/T	2004-07
Kubik, Brad	G	1998-99
Larpenter, Carl	G	1962
Murray, Jimmy	C	2018
Proby, Bryan	DT	1995
Ranglin, Rich	OL	2012
Richardson, Barry	T	2008-11
Seals, George	DT	1972-73
Stensrud, Mike	NT/DE	1988
Still, Art	DE	1978-87
Swoops, Patrick	NT	1991
Wilson, Mike	G	1975
Word, Mark	DE	1999

Player	Pos.	Years
#68		
Auer, Scott	G/T	1984-85
Bernhardt, Roger	G	1975
Harris, Ryan	T	2014
Maneri, Steve	T	2011
Morris, Michael	C	1989
Nunnery, R.B.	DT	1960
Person, Mike	OL	2016
Shields, Will	G	1993-06
Waldron, Dustin	T	2013
Walker, Wayne	K	1967

Player	Pos.	Years
#69		
Allen, Jared	DE	2004-07
Allotey, Victor	G	2001-02
Blackshear, Jeff	G	2000
Criswell, Jeff	T	1995-98
DeBernardi, Fred	DE	1974
Headrick, Sherrill	LB	1960-67
Lokey, Derek	DT	2008-09
McClain, Terrell	DT	2019
Meisner, Greg	DE	1989-90
Steinfeld, Al	C	1982
Watkins, Rokevious	OL	2013

Player	Pos.	Years
#70		
Boone, Alfonso	DT	2007-08
Cannon, Mark	C	1989
DeVito, Mike	DE	2013-15
Farrier, Curt	DT	1963-65
Gales, Dion	DE/DT	2009
Kelly, Bobby	T	1967
Lathrop, Kit	DE	1986
McElroy, Reggie	T	1993
Mims, David	T	2011
Nelson, Mark	T	1987
Nicholson, Jim	T	1974-79
Rourke, Jim	G	1980-84, 1986
Sally, Jerome	NT	1988
Senat, Greg	OL	2019
Shields, Billy	T	1985
Smith, Dave	WR	1973
Smith, Sid	T	1970-72
Spears, Marcus	T	1997-03
Stone, Jack	T	1960
Wallace, Steve	T	1997
Williams, Stephen	DT	2006
Witzman, Bryan	T	2016-17
Woodard, Ray	DE	1987

Player	Pos.	Years
#71		
Allen, Jeff	G/OL	2012-15
Barndt, Tom	DT/G	1996-99
Budde, Brad	G	1980-86
Budde, Ed	G	1963-76
Carnahan, Andrew	T	2008
Collins, Ray	DT	1960-61
Dohring, Tom	T	1992
Freeman, Eddie	DE	2002-03
Gaither, Jared	T	2011
Getz, Lee	G	1987
Kragen, Greg	DT	1994
Lindstrom, Dave	DE	1978-85
Magee, Alex	DE	2009-10
McCleary, Norris	DT	2000-01
Schwartz, Mitchell	T	2016-19
Svitek, Will	T	2005-07
Thorp, Don	DE	1988

Player	Pos.	Years
#72		
Alford, Darnell	T	2000-02
DiMidio, Tony	T	1966-67
Dorsey, Glenn	DE/DT	2008-12
Fisher, Eric	T	2013-19
Johnson, Stan	NT	1978
Lutz, David	G/T	1983-92
Maczuzak, John	DT	1964
Murphy, Montez	DE	2006
Oates, Brad	T	1980-81
Parks, Nate	T	1997
Parquet, Jeremy	T	2005
Rochester, Paul	DT	1960-63
Simons, Keith	DT	1976-77
Smith, Franky	T	1980
Smith, Khreem	DE	2007
Staysniak, Joe	G	1992
Villa, Danny	G	1993-96
Walton, Wayne	G/T	1973-74
Williams, Sammy	T	1999

Player	Pos.	Years
#73		
Allegretti, Nick	G	2019
Allen, Jeff	G	2018
Asamoah, Jon	G	2010-13
Dawson, Mike	NT	1984
Fulton, Zach	G/OL	2014-17
Harris, Michael	C/G	1989
Hill, Dave	T	1963-74
Jones, Adrian	G/T	2007-08
Jones, Willie	T	2000-02
Jozwiak, Brian	G	1986-88
Palmer, Gery	G	1975
Sandidge, Tim	DT	2006
Simmons, Bob	G	1977-83
Swanson, Pete	G/T	1998
Valerio, Joe	T	1991-95
Wolf, James	DT	1976

Player	Pos.	Years
#74		
Acker, Bill	NT/DE	1982, 1987
Cornelison, Jerry	T	1960-65
Estes, Lawrence	DE	1975-76
Fanaika, Paul	OL	2015
Graham, Derrick	T	1974-82
Hamilton, Justin	DL	2017-18
Holmes, Pat	DE	1973
Jenkins, Trezelle	T	1995-97
Keating, Tom	DT	1974-75
Koch, Pete	DE	1985-87
Linkenbach, Jeff	G	2014
Lloyd, Jeff	NT	1978
Mangiero, Dino	NT	1980-83
Rankin, Martinas	T	2019
Schwartz, Geoff	G/T	2013
Smith, Wade	G/T	2008-09
Trosch, Gene	DE	1967-69
Turley, Kyle	T	2006-07
Wallace, Steve	T	1997
Williams, Brett	T	2003-04
Winston, Eric	T	2012

Player	Pos.	Years
#75		
Dalton, Lionel	DT	2004-06
Eatman, Irv	T	1986-90
Erving, Cam	OL	2017-19
Gardner, Ellis	T	1983
Granderson, Rufus	T	1960
Hicks, Sylvester	DE	1971-81
Johnson, Rishaw	T	2013
Jones, Willie	T	2000-02
Maddox, Bob	DE	1975-76
Mays, Jerry	DT/DE	1961-70
McCleary, Norris	DT	2000-01
McGlockton, Chester	DT	1998-00
McGlynn, Mike	G	2014
O'Callaghan, Ryan	T	2009-11
Peay, Francis	T	1973-74
Pitoitua, Ropati	DE	2012
Phillips, Joe	DT	1992-97
Reid, Jah	OL	2015-16
Ross, Louis	DE	1975
Taylor, Herb	T	2007-08

Player	Pos.	Years
#76		
Albert, Branden	T	2008-13
Alt, John	T	1984-96
Drougas, Tom	T	1974
Duvernay-Tardif, Laurent	G	2014-19
Moorman, Mo	G	1968-72
Napier, Walter (Buffalo)	DT	1960-61
Rosdahl, Hatch	DE	1964-65
Tait, John	T	1999-03
Taylor, Roger	T	1981
Walters, Rod	G	1976, 1978-80
Welbourn, John	T	2004-07

Player	Pos.	Years
#77		
Baldinger, Rich	T	1983-92
Barnes, T.J.	DL	2016
Catapano, Mike	DE	2013-14
Getty, Charlie	T	1974-82
Gregg, Kelly	DL	2011
Hawkins, Donald	OL	2017
McDaniels, Pellom	DE	1993-98
McIntosh, Damion	T	2007-08
Roaf, Willie	T	2002-05
Rogers, Steve	T	1987
Tyrer, Jim	T	1961-73
Wylie, Andrew	G	2018-9

#78 - Retired		
Bell, Bobby	LB	1963-74
Lee, Willie	DT	1976-77

Player	Pos.	Years
#79		
Allen, Jeff	OL	2019
Brown, Larry	T	1978-79
Diamond, Charlie	T	1960-63
Dotson, Alphonse	DT	1965
Downing, Eric	DT	2001-03
Ehinger, Parker	OL	2016-17
Gagner, Larry	G	1972
Goff, Mike	G	2009
Hoppock, Doug	T	1987
Matusak, John	DT	1974-75
Meyers, Jerry	DE	1980
Prater, Dean	DE	1982-83
Sampson, Kevin	T	2004-06
Stephenson, Donald	T/OL	2012-15
Szott, Dave	G	1990-00

Player	Pos.	Years
#80		
Barnes, Lew	WR	1989
Boss, Kevin	TE	2012
Cannon, Billy	TE	1970
Carolan, Reg	E	1964-68
Chesson, Jehu	WR	2017
Craig, Reggie	WR	1975-76
Davis, Felton	WR	2019
Dawson, Lake	WR	1994-97
Dirden, Johnny	WR	1979
Dorsey, Larry	WR	1978
Fasano, Anthony	TE	2013-14
Garcia, Bubba	WR	1980
Hamilton, Andy	WR	1973-74
Jones, Fred	WR	1990-93
Keel, Mark	TE	1987
Koss, Stein	TE	1987
Morton, Johnny	WR	2002-04
Murphy, James	WR	1981
O'Shaughnessy, James	TE	2015-16
Parker, Larry	WR	1999-01
Romeo, Tony	E	1961
Shorthose, George	WR	1985
Tate, Willy	TE	1998
Wade, Bobby	WR	2009
Weathers, Clarence	WR	1989
Webb, Jeff	WR	2006-08
Williams, Mike	RB/TE	1979-81

Player	Pos.	Years
#81		
Allan, Michael	TE	2007
Avant, Jason	WR	2014-15
Bell, Blake	TE	2019
Benjamin, Kelvin	WR	2018
Boydston, Max	E	1960-61
Brooker, Tommy	E/K	1962-66
Colbert, Darrell	WR	1987-88
Darling, Devard	WR	2008-09
Gordon, Richard	TE	2013
Hannon, Chris	WR	2006
Hargain, Tony	WR	1992
Hines, Jimmy	E	1970
Horn, Chris	WR	2003-05
Jackson, Curtis	WR	2002-03
Jones, Hasson	WR	1993
Jones, Rod	TE	1987-88
Lockett, Kevin	WR	1997-00
McCarty, Mickey	TE	1969
Minnis, Marvin	WR	2001-02
Moeaki, Tony	TE	2010-13
Penn, Chris	WR	1994-96
Scott, Willie	TE	1972-73
Thomas, Robb	WR	1989-91
Upshaw, Marvin	DE	1970-75

Player	Pos.	Years
#82		
Alexander, Derrick	WR	1998-01
Barnes, Charley	E	1961
Barnett, Tim	WR	1991-93
Bowe, Dwayne	WR	2007-14
Butler, Gary	TE	1973
Charles, Orson	TE	2017
Ellis, Alex	TE	2018
Hall, Dante	RB/WR	2000-06
Hancock, Anthony	WR	1982-86
Keelar, Bill	WR	1978
Lothamer, Ed	DT	1964-69, 1971-72
Miller, Bill	E	1962
Parker, Brian	TE	2015
Rucker, Martin	TE	2012
Taylor, Kitrick	WR	1988
Walker, Derrick	TE	1994-97
Whitaker, Danta	TE	1990
Yelder, Deon	TE	2018-19

Player	Pos.	Years
# 83		
Blakely, Robert	WR	1982
Bradley, Mark	WR	2008-09
Brunson, Larry	WR	1974-77
Frazier, Willie	TE	1971-72
Gammon, Kendall	TE	2000-06
Gauntly, Steve	WR	1979
Harvey, Marvin	TE	1981
Hughes, Danan	WR	1993-98
Johnson, Lonnie	TE	1999
McRae, Jerrold	WR	1978
Paige, Stephone	WR	1983-91
Rucker, Martin	TE	2012
Sippio, Bobby	WR	2007
Smith, Michael	WR	1992
Trahan, John	WR	1987
Urban, Jerheme	WR	2010-11

Player	Pos.	Years
# 84		
Arbanas, Fred	TE	1961-70
Bergey, Bruce	TE	1971
Briggs, Bob	DE	1974
Chambers, Chris	WR	2009-10
Coffman, Paul	TE	1986-87
Colbert, Keary	WR	2011
Davis, Willie	WR	1991-95
Dixon, Al	TE	1979-82
Engram, Bobby	WR	2009
Estell, Richard	WR	1987
Foschi, John Paul	TE	2008
Harris, Demetrius	TE	2014-18
Holston, Mike	WR	1985
Horn, Joe	WR	1996-99
Little, Dave	TE	1984
Masters, Billy	TE	1975-76
McGrath, Sean	TE	2013
Morris, Sylvester	WR	2000-03
Newsome, Jamar	WR	2012
Thomas, De'Anthony	WR	2019
Wade, Charlie	WR	1977
Ward, LaShaun	WR	2003
Wilson, Kris	TE/FB	2004-07
Worthen, Naz	WR	1989-90

Player	Pos.	Years
# 85		
Bailey, Victor	WR	1995-96
Beckman, Ed	TE	1977-84
Bernet, Ed	E	1960
Boerigter, Marc	WR	2002-05
Drummond, Eddie	WR	2007
Franklin, Will	WR	2008
Gardner, Rod	WR	2006
Hayes, Jonathan	TE	1985-93
Hammond Jr., Frankie	WR	2014-15
Hull, Bill	DE	1962
Hurston, Chuck	DE	1965-70
Jacoby, Mitch	TE	1999
Johnson, Dick	E	1963
Johnson, Reggie	TE	1996
Martin, Eric	WR	1994
Nash, Kenny	WR	1987
O'Connell, Jake	TE	2009-12
Pearson, Barry	WR	1974-76
Perriman, Brett	WR	1997
Pupunu, Alfred	TE	1997
Ricks, Mikhael	WR/TE	2000-01
Roche, Brian	TE	1998
Slaughter, Webster	WR	1995
Young, Michael	WR	1994

Player	Pos.	Years
# 86 - Retired		
Brown, Eric	WR	1987
Buchanan, Buck	DT	1963-75
Butler, Gerald	WR	1977

Player	Pos.	Years
Davis, Dick	DE	1962
Harry, Emile	WR	1986-92
Miller, Paul	DE	1960-61
Samuels, Tony	TE	1977-80
Smith, J.T.	WR	1978-84

Player	Pos.	Years
# 87		
Arnold, Walt	TE	1984-87
Bartrum, Mike	TE	1993
Branch, Mel	E	1960-65
Brown, Aaron	DE	1966-72
Cottam, Brad	TE	2008-10
Drayton, Troy	TE	2000
Dyal, Mike	TE	1992-93
Greene, Tracy	TE	1994
Kelce, Travis	TE	2013-19
Kennison, Eddie	WR	2001-07
Lohmeyer, John	DE	1973, 1975-77
Maneri, Steve	TE	2012
Montagne, Dave	WR	1987
Roberts, Alfredo	TE	1988-90
Rome, Stan	WR	1979-82
Sadowski, Troy	TE	1991
Strada, John	TE	1974
Thomas, Chris	WR	2001
Vanover, Tamarick	WR	1995-99
Wetzel, Ron	TE	1983

Player	Pos.	Years
# 88		
Bailey, Victor	WR	1995-96
Becht, Anthony	TE	2011
Birden, J.J.	WR	1990-94
Burford, Chris	E	1960-67
Carson, Carlos	WR	1980-89
Gonzalez, Tony	TE	1997-08
Hemingway, Junior	WR	2012-14
Slaughter, Webster	WR	1995
Stroud, Morris	TE	1969-74
Travis, Ross	TE	2016-17
Walton, Riley	TE	1987
Wells, David	TE	2019
White, Walter	TE	1975-79

Player	Pos.	Years
# 89		
Baldwin, Jonathan	WR	2011-12
Bryant, Bob	E	1960
Cash, Keith	TE	1992-96
Dunn, Jason	TE	2000-07
Gordon, Richard	TE	2013-14
Hodges, Eric	WR	1987
Holohan, Pete	TE	1991
Jeralds, Luther	DE	1961
Mandley, Pete	WR	1989-90
Marshall, Henry	WR	1976-87
Rison, Andre	WR	1997-99
Ryan, Sean	TE	2009
Supernaw, Phillip	TE	2014
Taylor, Otis	WR	1965-75

Player	Pos.	Years
# 90		
Anderson, Curtis	DE	1979
Bair, Brandon	DL	2011
Dixon, Ronnie	DT	1998
Hamm, Bob	DE	1985
Martin, Steve	DT	2000
Mauga, Josh	LB	2014-16
McBride, Turk	LB/DE	2007-09
Ogbah, Emmanuel	DE	2019
Sims, Ryan	DT	2002-06
Smith, Kenny	DT	2009
Smith, Neil	DE	1988-96
Smith, Shaun	DT	2010, 2012
Williams, Tyrone	DE/DT	2001
Wooden, Terry	LB	1997

Player	Pos.	Years
# 91		
Baldinger, Gary	DE	1986-88
Clavelle, Shannon	DT	1997
Hali, Tamba	DE/LB	2006-17
Kremer, Ken	NT	1979-84
Mumphrey, Lloyd	DE	1987
Nnadi, Derrick	DT	2018-19
O'Neal, Leslie	DE	1998-99
Parten, Ty	DT	1997-98
Sands, Terdell	DT	2001
Scanlon, Rich	LB	2004-06
Truluck, R-Kal	DE	2002-03

Player	Pos.	Years
# 92		
Downing, Eric	DT	2001-03
Gilberry, Wallace	DE	2008-11
Hall, Carlos	DE	2005
Harris, Bob	LB	1987
Kpassagnon, Tanoh	LB	2017-19
McCabe, Jerry	LB	1988
Mickell, Darren	DE	1992-95
Poe, Dontari	NT	2012-16
Reed, James	DT	2006-07
Stephens, Hal	DE	1985
Williams, Dan	DE	1997, 1999-01
Yakovonis, Ray	NT	1983

Player	Pos.	Years
# 93		
Browning, John	DE/DT	1996-06
Dressel, Chris	TE	1989
Greenwood, Cory	LB	2010-12
Hardison, Dee	NT	1988
Holle, Eric	DE	1984-87
Ivie, Joey	DT	2019
Junkin, Mike	LB	1989
King, David	DT	2015-16
Thomas, Cam	DL	2017
Tyler, Tank	DT	2007-09

Player	Pos.	Years
# 94		
Babin, Jason	DE	2008
Barrington, Sam	LB	2016
Evans, Mike	DE	1992
Hicks, Kerry	DE/DT	1996-97
Hobgood-Chittick, Nate	DT	2001-02
Jackson, Tyson	DE	2009-13
Jenkins, Jarvis	DL	2016-18
McAlister, Ken	LB	1984-87
Nottage, Dexter	DE	1997
Siavii, Junior	DT	2004-05
Spann, Gary	LB	1988
Stedman, Troy	LB	1988
Suggs, Terrell	DE	2019
Traylor, Keith	DT	1995-96
Vickerson, Kevin	DT	2014

Player	Pos.	Years
# 95		
Case, Frank	DE	1981
Clark, Bruce	DE	1989
Edwards, Ron	DT	2006-10
Fazier, Randy	LB	1987
Jones, Chris	DL	2016-19
Long, Khari	DE	2005
Manuel, Sean	TE	1998
Martin, Josh	LB/DE	2013-14
Paine, Jeff	LB	1984-85
Perry, Michael Dean	DT	1997
Powe, Jerrell	DL	2011-12
Ransom, Derrick	DT	1998-02
Sims, Tom	NT	1991-91, 1996

Player	Pos.	Years
# 96		
Beisel, Monty	LB/DE	2001-04, 2009
Howard, Jaye	DT/DL	2013-16
Jones, Fred	LB	1987
Logan, Bennie	DT	2017
Newton, Tim	DT	1993-94
Pearson, Aaron	LB	1986-88
Rucker, Keith	DT	1997
Studebaker, Andy	LB/DE	2008-12
Wilkerson, Jimmy	DE	2003-07
Williams, Tyrone	DE/DT	2000

Player	Pos.	Years
# 97		
Bailey, Allen	DL	2011-18
Fox, Keyaron	LB	2004-07
Holloway, Tony	LB	1987
Johnson, Ken	DE	1987
Johnston, Brian	DE	2008
Newson, Tony	LB	2002
Okafor, Alex	DE	2019
Owens, Ritchie	DE	2001-02
Parten, Ty	DT	1997-00
Radecic, Scott	LB	1984-86
Reese, Allen	DT	2003
Saleaumua, Dan	DT	1989-96
Walters, Pierre	LB	2009

Player	Pos.	Years
# 98		
Griffin, Leonard	DE	1986-93
Harris, Nate	LB	2007
Hicks, Eric	DE	1998-06
Miller, Roy	DT	2017
Square, Damion	DE	2014
Toribio, Anthony	DT	2010, 2012-13
Reyes, Kendall	DL	2016
Waldrop, Rob	DT	1994
Walker, John	DT	1987
Williams, Nick	DL	2014-16
Williams, Xavier	DT	2018-19

Player	Pos.	Years
# 99		
Bell, Kendrell	LB	2005-07
Bell, Mike	DE	1979-85, 1987-91
Booker, Vaughn	DE	1994-97
Clemons, Duane	DE	2000-02
Ellison, Atiyah	DE	2010
Gordon, Amon	DL	2011
Holland, Darius	DT	1998
Holliday, Vonnie	DE	2003-04
Jackson, T.J.	DT	2008
Jones, Edgar	LB	2012
Ladd, Ernie	DT	1967-68
Love, Kyle	DT	2013
Nunez-Roches, Rakeem	DL	2015-17
Powe, Jerrell	DT	2013
Saunders, Khalen	DT	2019
Simoneau, Mark	LB	2010
Walker, Vance	DT	2014
Young, Wilbur	DE	1971-77

PLAYERS WHO WORE MORE THAN ONE JERSEY

64, 74	Acker, Bill	NT/DE	1982, 1987
25, 27	Acker, Kenneth	CB	2016-17
71, 73, 79	Allen, Jeff	OL	2012-15, 2018, 2019
35, 50	Atkins, Larry	LB/S	1999-01
85, 88	Bailey, Victor	WR	1995-96
24, 21	Bartee, William	S	2000-06
21, 30	Bayless, Martin	S	1992-93, 1995-96
52, 56, 96	Beisel, Monty	DE/LB	2001-04, 2009
38, 22	Brown, Dee	RB	2005-06
66, 71	Budde, Brad	G	1980-86
51, 56	Bush, Lew	LB	2000-01
51, 59	Cadrez, Glenn	LB	2001-02
11, 84	Chambers, Chris	WR	2009-10
23, 30	Colclough, Ricardo	CB	2008-09
79, 92	Downing, Eric	DT	2001-03
20, 32	Draughn, Shaun	RB	2011-12
23, 29	Fuller, Kendall	CB/S	2018-19
43, 48	Gafford, Thomas	LS	2008-13
11, 18	Grbac, Elvis	QB	1997-00
46, 51	Grigsby, Boomer	FB/LB	2005-07
20, 82	Hall, Dante	RB/WR	2000-06
27, 29	Hill, Greg	RB	1994-97
14, 81	Jackson, Curtis	WR	2002-03
27, 34	Johnson, Larry	RB	2003-09
9, 11	Jones, Reggie	WR	1997, 2001
73, 75	Jones, Willie	T	2000-02
51, 62	Linger, Adam	C	1983-86, 1988
71, 75	McCleary, Norris	DT	2000-01
66, 97	Newson, Tony	LB	2002
91, 97	Parten, Ty	DT	1997-00
95, 99	Powe, Jerrell	DT	2011-13
23, 30	Richardson, Mike	CB	2009-10
14, 11	Robinson, Demarcus	WR	2015-19
21, 45	Saxon, James	RB	1988-91
91, 55	Scanlon, Rich	LB	2004-06
66, 72	Siglar, Ricky	T	1993-96, 1998
85, 88	Slaughter, Webster	WR	1995
1, 46	Smith, Noland	WR	1967-69
21, 27	Smith, Sean	CB	2013-14
12, 13	Stanzi, Ricky	QB	2011-12
55, 56	Stills, Gary	LB/DE	2000-05
65, 75	Taylor, Herb	T	2007-08
24, 25, 32	Terry, Doug	S	1992-95
13, 84	Thomas, De'Anthony	WR	2014-19
25, 41	Tongue, Reggie	S	1996-99
40, 27	Walker, Bracy	S	1994, 1998-00
70, 74	Wallace, Steve	T	1997
32, 39	Ware, Spencer	RB	2015-18, 2019
29, 48	Washington, Brian	S	1995-96
20, 27	Washington, Donald	S/CB	2009-11
25, 23	Watts, Armani	S	2018-19
35, 30	West, Charcancrick	RB	2014-18
81, 88	White, Walter	TE	1975-79
66, 96	Wilkerson, Jimmy	DE	2003-07
22, 44	Williams, Harvey	RB	1991-93
46, 29	Williams, Robert	CB	1998-99
90, 96	Williams, Tyrone	DE/DT	2000-01
21, 31	Woods, Jerome	S	1996-05

JERSEYS WORN BY JUST ONE PLAYER

16	Len Dawson	QB	1962-75
28	Abner Haynes	RB	1960-64

MOST FREQUENTLY ISSUED JERSEY

80	Worn by 27 different players	1961-2019
----	------------------------------	-----------

ALL-TIME ROSTER BY COLLEGES/UNIVERSITIES

Players listed on the Chiefs all-time roster have been produced by 292 different colleges and universities.

Abilene Christian	3	Florida International	1	Montana State	2	SMU	14
Air Force	1	Florida State	17	Morehead State	1	Southern Miss	8
Akron	3	Fresno State	5	Morgan State	2	Stanford	10
Alabama	19	Frostburg State	1	Morris Brown	2	Stephen F. Austin	3
Alabama A&M	2	Furman	2	Mt. San Antonio JC	1	SUNY - Cortland	1
Albany	2	Gardner-Webb	1	Murray State	1	Syracuse	7
Alcorn State	3	Georgia	15	Nebraska	17	Tampa	3
Appalachian State	2	Georgia Southern	1	Nebraska - Omaha	2	Tarkio	1
Arizona	9	Georgia State	1	Nevada	3	Tarleton State	1
Arizona State	19	Georgia Tech	9	New Hampshire	1	TCU	9
Arkansas	12	Graceland (Iowa)	1	New Mexico	3	Temple	6
Arkansas - Pine Bluff	4	Grambling	13	New Mexico State	3	Tennessee	13
Arkansas State	1	Grand Valley State	1	Newberry	1	Tennessee - Chattanooga	1
Auburn	16	Hampton	2	Nicholls State	3	Tennessee State	14
Azusa Pacific	1	Hastings	1	North Alabama	1	Texas	23
Ball State	1	Hawaii	4	North Carolina	13	Texas - Arlington	1
Baylor	14	Heidelberg	1	North Carolina A&T	1	Texas A&M	11
Bethune-Cookman	2	Henderson State	1	North Carolina Central	2	Texas A&M - Commerce	2
Bishop College	1	Holy Cross	4	North Carolina State	6	Texas A&M - Kingsville	4
Boise State	2	Houston	12	North Dakota	1	Texas Southern	6
Boston College	9	Howard	3	North Dakota State	2	Texas State	1
Boston University	2	Howard Payne	1	North Texas	5	Texas Tech	10
Bowling Green	2	Humboldt State	2	Northeast Louisiana	2	Thiel College	1
Brigham Young	9	Idaho	3	Northern Arizona	3	Toledo	3
Buffalo	1	Idaho State	3	Northern Colorado	2	Trinity	2
Cal Poly San Luis Obispo	1	Illinois	8	Northern Illinois	2	Troy	3
Cal State Fullerton	4	Illinois State	2	Northern Iowa	2	Truman State	1
Cal State Long Beach	1	Indiana	5	Northern Michigan	1	Tulane	4
Cal State Northridge	1	Indiana (Pa.)	3	Northern State	1	Tulsa	4
California	13	Iowa	17	Northwestern	6	Tusculum	1
California (Pa.)	2	Iowa State	5	Northwestern (La.) State	3	Tuskegee	1
California Lutheran	1	Itawamba J.C.	1	Northwestern Louisiana	1	UAB	1
Cameron	1	Jackson State	5	Notre Dame	24	U.S. International	1
Carson-Newman	2	Jacksonville State (Ala.)	2	NW Missouri St.	1	UCLA	18
Central Arkansas	2	James Madison	2	Ohio State	14	UNLV	3
Central Connecticut State	1	Kansas	16	Ohio Wesleyan	1	USC	16
Central Florida	5	Kansas State	18	Oklahoma	21	Utah	6
Central Michigan	3	Kent State	2	Oklahoma State	11	Utah State	10
Central Oklahoma	1	Kentucky	4	Oregon	15	UTEP	5
Central State (Ohio)	1	Knoxville	1	Oregon State	14	Valdosta State	1
Charleston Southern	1	Lamar	1	Ouachita Baptist	1	Vanderbilt	4
Chico State	1	Lehigh	1	Pacific	1	Villanova	4
Cincinnati	9	Linfield	1	Pacific Lutheran	1	Virginia Union	1
Clark	1	LIU - Post	1	Palomar	1	Virginia	10
Clemson	13	Louisiana Lafayette	2	Paul Quinn	1	Virginia Tech	4
Coastal Carolina	1	Louisiana State	26	Penn State	19	Wagner	1
Colgate	3	Louisiana - Monroe	4	Pennsylvania	1	Wake Forest	6
Colorado	11	Louisiana Tech	1	Pittsburgh	16	Washburn	1
Colorado State	2	Louisville	5	Pittsburg State	1	Washington	11
Colorado State - Pueblo	2	Maine	2	Portland State	2	Washington State	8
Columbia (N.Y.)	1	Marshall	4	Prairie View	8	Weber State	1
Concordia (Canada)	1	Maryland	8	Princeton	2	West Alabama	1
Concordia (Minn.)	1	Massachusetts	1	Purdue	13	West Chester	2
Connecticut	2	McGill	2	Rhode Island	1	West Georgia	1
Cornell	1	McNeese State	2	Rice	3	West Texas A&M	2
Culver-Stockton	1	Memphis	7	Richmond	1	West Virginia	5
Dartmouth	1	Miami (Fla.)	19	Rocky Mountain	1	Western Carolina	1
Dayton	1	Miami (Ohio)	2	Rutgers	5	Western Illinois	2
Delaware	1	Michigan	19	Samford	1	Western Kentucky	2
Delaware State	1	Michigan State	15	Sam Houston	2	Western Michigan	1
Drake	1	Mid-America Nazarene	1	San Diego State	8	Western Oregon	1
Duke	2	Middle Tennessee State	4	San Francisco	1	Wheaton	1
East Carolina	2	Milton	1	San Jose State	15	Whitworth (WA)	1
East Stroudsburg State	1	Minnesota	9	Santa Clara	2	William & Mary	1
Eastern Carolina	3	Minnesota - Duluth	1	Shepherd	1	William Jewell	1
Eastern Illinois	2	Mississippi	9	South Carolina	7	William Penn	1
Eastern Kentucky	3	Mississippi Delta J.C.	1	South Carolina State	3	Winston-Salem State	1
Eastern Michigan	4	Mississippi State	8	South Dakota State	1	Wisconsin	4
Elizabeth City State	2	Mississippi Valley State	2	South Florida	3	Wisconsin - La Crosse	1
Emporia State	2	Missouri	19	Southeast Louisiana	1	Wisconsin - Milwaukee	1
Florida	12	Missouri State	1	Southeast Missouri	1	Wyoming	1
Florida A&M	4	Missouri Valley College	1	Southern	5	Yale	2
Florida Atlantic	1	Monmouth (Ill.)	1	Southern Illinois	2	Youngstown State	1

COLLEGES/UNIVERSITIES PRODUCING THE MOST CHIEFS PLAYERS

26	LSU	11	Colorado, Oklahoma State, Texas A&M, Washington
24	Notre Dame	10	Stanford, Texas Tech, Utah State, Virginia
23	Texas	9	Arizona, Boston College, BYU, Cincinnati, Georgia Tech,
21	Oklahoma		Minnesota, Mississippi, TCU
19	Alabama, Arizona State, Miami (Fla.), Michigan,	8	Illinois, Maryland, Mississippi State, Prairie View,
	Missouri, Penn State		San Diego State, Southern Miss, Washington State
18	Kansas State, UCLA	7	Memphis, South Carolina, Syracuse
17	FSU, Iowa, Nebraska	6	NC State, Northwestern, Temple,
16	Auburn, Kansas, Pittsburgh, USC		Texas Southern, Utah, Wake Forest
15	Georgia, Michigan State, Oregon, San Jose State	5	11 schools
14	Baylor, Ohio State, Oregon State, SMU, Tennessee State	4	16 schools
13	California, Clemson, Grambling, North Carolina,	3	24 schools
	Purdue, Tennessee	2	53 schools
12	Arkansas, Florida, Houston	1	119 schools

ALL-TIME STARTING QUARTERBACKS

YEAR-BY-YEAR RESULTS




Patrick Mahomes
2018-19
24-7-0 (.774)



Steve Bono
1994-96
21-10 (.677)



Len Dawson
1962-75
94-56-8 (.620)



Steve DeBerg
1988-91
31-20-1 (.606)

Year	Quarterback	Record	Year	Quarterback	Record
1960	Cotton Davidson	8-6	1989	Steve DeBerg	6-4
1961	Cotton Davidson	5-7		Ron Jaworski	1-2
	Randy Duncan	1-1		Steve Pelluer	1-1-1
1962	Len Dawson	11-3	1990	Steve DeBerg	11-5
1963	Len Dawson	5-7-1	1991	Steve DeBerg	10-5
	Eddie Wilson	0-0-1		Mark Vlasic	0-1
1964	Len Dawson	7-7	1992	Dave Krieg	10-6
1965	Len Dawson	6-4-2	1993	Joe Montana	8-3
	Pete Beathard	1-1		Dave Krieg	3-2
1966	Len Dawson	11-2-1	1994	Joe Montana	9-5
1967	Len Dawson	9-5		Steve Bono	0-2
1968	Len Dawson	11-2	1995	Steve Bono	13-3
	Jacky Lee	1-0	1996	Steve Bono	8-5
1969	Len Dawson	5-2		Rich Gannon	1-2
	Jacky Lee	0-1	1997	Elvis Grbac	8-2
	Mike Livingston	6-0		Rich Gannon	5-1
1970	Len Dawson	6-5-2	1998	Elvis Grbac	2-4
	Mike Livingston	1-0		Rich Gannon	5-5
1971	Len Dawson	9-3-1	1999	Elvis Grbac	9-7
	Mike Livingston	1-0	2000	Elvis Grbac	7-8
1972	Len Dawson	7-5		Warren Moon	0-1
	Mike Livingston	1-1	2001	Trent Green	6-10
1973	Len Dawson	3-2-1	2002	Trent Green	8-8
	Mike Livingston	4-3-1	2003	Trent Green	13-3
1974	Len Dawson	3-5	2004	Trent Green	7-9
	Mike Livingston	2-4	2005	Trent Green	10-6
1975	Mike Livingston	4-3	2006	Trent Green	4-4
	Len Dawson	1-4		Damon Huard	5-3
	Tony Adams	0-2	2007	Damon Huard	4-6
1976	Mike Livingston	5-9		Brodie Croyle	0-6
1977	Mike Livingston	1-10	2008	Brodie Croyle	0-2
	Tony Adams	1-2		Damon Huard	1-2
1978	Mike Livingston	4-10		Tyler Thigpen	1-10
	Tony Adams	0-2	2009	Matt Cassel	4-11
1979	Mike Livingston	1-3		Brodie Croyle	0-1
	Steve Fuller	6-6	2010	Matt Cassel	10-5
1980	Steve Fuller	6-7		Brodie Croyle	0-1
	Bill Kenney	2-1	2011	Matt Cassel	4-5
1981	Bill Kenney	8-5		Tyler Palko	1-3
	Steve Fuller	1-2		Kyle Orton	2-1
1982	Bill Kenney	3-3	2012	Matt Cassel	1-7
	Steve Fuller	0-3		Brady Quinn	1-7
1983	Bill Kenney	6-10	2013	Alex Smith	11-4
1984	Bill Kenney	4-4		Chase Daniel	0-1
	Todd Blackledge	4-4	2014	Alex Smith	8-7
1985	Bill Kenney	3-7		Chase Daniel	1-0
	Todd Blackledge	3-3	2015	Alex Smith	11-5
1986	Todd Blackledge	5-3	2016	Alex Smith	11-4
	Bill Kenney	5-3		Nick Foles	1-0
1987	Bill Kenney	3-5	2017	Alex Smith	9-6
	Todd Blackledge	1-1		Patrick Mahomes	1-0
	Frank Seurer	0-2	2018	Patrick Mahomes	12-4
	Matt Stevens*	0-2	2019	Patrick Mahomes	11-3
	Doug Hudson*	0-1		Matt Moore	1-1
1988	Steve DeBerg	4-6-1			
	Bill Kenney	0-5			


*Denotes replacement player



Joe Montana
1993-94
17-8 (.680)



Alex Smith
2013-17
50-26 (.657)



Dave Krieg
1992-93
13-8 (.619)



Rich Gannon
1995-98
11-8 (.579)



Elvis Grbac
1997-00
26-21 (.553)

ALL-TIME CHIEFS STARTING QB RECORDS

REGULAR SEASON WINNING PERCENTAGE

	PLAYER	YEAR(S) STARTED	RECORD	WIN PCT.		PLAYER	YEAR(S) STARTED	RECORD	WIN PCT.
1.	Patrick Mahomes	2017-18	13-4	.765	20.	Damon Huard	2006-08	10-11	.476
2.	Joe Montana	1993-94	17-8	.680	21.	Matt Cassel	2009-12	19-28	.404
3.	Steve Bono	1994-96	21-10	.677	22.	Bill Kenney	1981-87	34-43	.442
4.	Kyle Orton	2011	2-1	.667	23.	Steve Fuller	1979-80	13-18	.419
5.	Alex Smith	2013-17	50-26	.657	24.	Mike Livingston	1969, 1973-78	30-43-1	.412
6.	Len Dawson	1962-75	94-56-8	.620	25.	Ron Jaworski	1989	1-2	.333
7.	Dave Krieg	1992-93	13-8	.619	26.	Tyler Palko	2011	1-3	.250
8.	Steve DeBerg	1988-91	31-20-1	.606	27.	Tony Adams	1975, 1977-78	1-6	.143
9.	Rich Gannon	1996-98	11-8	.579	28.	Brady Quinn	2012	1-7	.125
10.	Elvis Grbac	1997-00	26-21	.553	29.	Tyler Thigpen	2008	1-10	.091
11.	Trent Green	2001-06	48-40	.545	30.	Doug Hudson*	1987	0-1	.000
12.	Todd Blackledge	1984-86	13-11	.542		Warren Moon	2000	0-1	.000
13.	Pete Beathard	1965	1-1	.500		Mark Vlasic	1991	0-1	.000
	Cotton Davidson	1960-61	13-13	.500		Frank Seurer	1987	0-2	.000
	Chase Daniel	2013-14	1-1	.500		Matt Stevens*	1987	0-2	.000
	Randy Duncan	1961	1-1	.500		Brodie Croyle	2007-10	0-10	.000
	Jacky Lee	1968-69	1-1	.500					
	Steve Pelluer	1989	1-1-1	.500					
	Eddie Wilson	1963	0-0-1	.500					

*Denotes replacement player.

REGULAR SEASON WINNING PERCENTAGE AT ARROWHEAD

	PLAYER	YEARS STARTED	STARTS	RECORD	WIN PCT.
1.	Joe Montana	1993-94	12	10-2	.833
2.	Dave Krieg	1992-93	11	9-2	.818
3.	Steve Bono	1994-96	16	13-3	.813
4.	Patrick Mahomes	2017-19	14	11-3	.785
5.	Rich Gannon	1996-98	9	7-2	.778

*Minimum of five starts.

MOST REGULAR SEASON GAMES STARTED

	PLAYER	YEARS STARTED	STARTS	RECORD	WIN PCT.
1.	Len Dawson	1962-75	158	94-56-8	.620
2.	Trent Green	2001-06	88	48-40	.545
3.	Bill Kenney	1981-87	77	34-43	.442
4.	Alex Smith	2013-17	76	50-26	.657
5.	Mike Livingston	1969, 1973-78	75	31-43-1	.413

PLAYOFF RESULTS

	PLAYER	PLAYOFF SEASONS	STARTS	RECORD	WIN PCT.
1.	Len Dawson	1962, 1966, 1968-69, 1971	8	5-3	.625
5.	Patrick Mahomes	2017-19	5	4-1	.800
2.	Alex Smith	2013-17	5	1-4	.200
3.	Joe Montana	1993-94	4	2-2	.500
4.	Steve DeBerg	1990-91	3	1-2	.333
6.	Trent Green	2003, 2006	2	0-2	.000

GAME-BY-GAME STARTING QUARTERBACKS

1960 (8-6)

Date	Result	Opp.	Chiefs QB	Opp. QB
9/10	L	@ LAC	Davidson	Kemp
9/16	W	@ OAK	Davidson	Flores
9/25	W	LAC	Davidson	Kemp
10/2	L	NYT	Davidson	Dorrow
10/9	L	OAK	Davidson	Flores
10/16	L	@ HOU	Davidson	Blanda
10/30	W	@ DEN	Davidson	Tripucka
11/6	W	@ BUF	Davidson	Green
11/13	W	DEN	Davidson	Tripucka
11/18	L	@ BOS	Davidson	Songin
11/24	L	@ NYT	Davidson	Dorrow
12/4	W	HOU	Davidson	Lee
12/11	W	BOS	Davidson	Songin
12/18	W	BUF	Davidson	Lucas
	Home	Road	Neutral	Overall
Davidson	5-2	3-4	0-0	8-6

12/1	L	0-17	@ NYJ	Dawson	Wood
12/8	W	52-21	DEN	Dawson	Slaughter
12/14	W	35-3	BOS	Dawson	Parilli
12/22	W	48-0	NYJ	Dawson	Hall
	Home	Road	Neutral	Overall	
Dawson	4-3	1-4-1	0-0	5-7-1	
Wilson	0-0	0-0-1	0-0	0-0-1	

1964 (7-7)

Date	Result	Opp.	Chiefs QB	Opp. QB
9/13	L	@ BUF	Dawson	Kemp
9/27	W	@ OAK	Dawson	Flores
10/4	W	HOU	Dawson	Blanda
10/11	L	@ DEN	Dawson	Lee
10/18	L	BUF	Dawson	Kemp
10/23	L	@ BOS	Dawson	Parilli
11/1	W	DEN	Dawson	Slaughter
11/8	W	OAK	Dawson	Davidson
11/15	L	SD	Dawson	Hadl
11/22	W	@ HOU	Dawson	Trull
11/29	L	@ NYJ	Dawson	Wood
12/6	L	BOS	Dawson	Parilli
12/13	W	@ SD	Dawson	Rote
12/20	W	NYJ	Dawson	Liske
	Home	Road	Neutral	Overall
Dawson	4-3	3-4	0-0	7-7

1961 (11-3)

Date	Result	Opp.	Chiefs QB	Opp. QB
9/10	L	SD	Davidson	Kemp
9/24	W	@ OAK	Duncan	Flores
10/1	W	HOU	Davidson	Blanda
10/8	W	@ DEN	Davidson	Tripucka
10/15	L	@ BUF	Davidson	Reynolds
10/22	L	@ HOU	Davidson	Lee
10/29	L	BOS	Duncan	Parilli
11/3	L	@ BOS	Davidson	Songin
11/12	L	BUF	Davidson	Raab
11/19	L	@ SD	Davidson	Kemp
11/26	W	OAK	Davidson	Flores
12/3	L	@ NYT	Davidson	Dorrow
12/10	W	DEN	Davidson	Tripucka
12/17	W	NYT	Davidson	Dorrow
	Home	Road	Neutral	Overall
Davidson	4-2	1-5	0-0	5-7
Duncan	0-1	1-0	0-0	1-1

1965 (7-5-2)

Date	Result	Opp.	Chiefs QB	Opp. QB
9/12	L	@ OAK	Dawson	Flores
9/18	W	@ NYJ	Dawson	Taliaferro
9/26	T	@ SD	Dawson	Hadl
10/3	W	BOS	Dawson	Parilli
10/10	W	@ DEN	Beathard	Slaughter
10/17	L	BUF	Dawson	Kemp
10/24	L	@ HOU	Beathard	Trull
10/31	W	OAK	Dawson	Wood
11/7	L	NYJ	Dawson	Taliaferro
11/14	W	SD	Dawson	Hadl
11/21	T	@ BOS	Dawson	Parilli
11/28	W	HOU	Dawson	Blanda
12/12	L	@ BUF	Dawson	Kemp
12/19	W	DEN	Dawson	McCormick
	Home	Road	Neutral	Overall
Dawson	5-2	1-2-2	0-0	6-4-2
Beathard	0-0	1-1	0-0	1-1

1962 (11-3)

Date	Result	Opp.	Chiefs QB	Opp. QB
9/8	W	BOS	Dawson	Parilli
9/23	W	@ OAK	Dawson	Davidson
9/30	W	BUF	Dawson	Dorrow
10/7	L	@ SD	Dawson	Wood
10/12	W	@ BOS	Dawson	Parilli
10/21	W	NYT	Dawson	Green
10/28	W	@ HOU	Dawson	Blanda
11/4	L	HOU	Dawson	Blanda
11/11	W	@ NYT	Dawson	Green
11/18	W	@ DEN	Dawson	Tripucka
11/25	W	OAK	Dawson	Davidson
12/2	L	@ BUF	Dawson	Kemp
12/9	W	DEN	Dawson	Tripucka
12/16	W	SD	Dawson	Hadl
	AFL Championship Game			
12/23	W	@ HOU	Dawson	Blanda
	Home	Road	Neutral	Overall
Dawson	6-1	5-2 (1-0)	0-0	11-3 (1-0)

1966 (11-2-1)

Date	Result	Opp.	Chiefs QB	Opp. QB
9/11	W	@ BUF	Dawson	Kemp
9/18	W	@ OAK	Dawson	Davidson
9/25	W	@ BOS	Dawson	Parilli
10/2	L	BUF	Dawson	Kemp
10/8	W	DEN	Dawson	McCormick
10/16	L	OAK	Dawson	Flores
10/23	W	@ DEN	Dawson	Choboian
10/30	W	HOU	Dawson	Blanda
11/6	W	SD	Dawson	Hadl
11/13	W	MIA	Dawson	Wilson
11/20	T	BOS	Dawson	Parilli
11/27	W	@ NYJ	Dawson	Namath
12/11	W	@ MIA	Dawson	Wood
12/18	W	@ SD	Dawson	Hadl
	AFL Championship Game			
1/1	W	@ BUF	Dawson	Kemp
	Super Bowl I			
1/15	L	GB	Dawson	Starr
	Home	Road	Neutral	Overall
Dawson	4-2-1	7-0 (1-0)	0-0 (0-1)	11-2-1 (1-1)

1963 (5-7-2)

Date	Result	Opp.	Chiefs QB	Opp. QB
9/7	W	@ DEN	Dawson	Tripucka
9/22	T	@ BUF	Dawson	Kemp
9/29	L	@ SD	Dawson	Rote
10/6	W	HOU	Dawson	Blanda
10/13	L	BUF	Dawson	Kemp
10/20	L	SD	Dawson	Rote
10/27	L	@ HOU	Dawson	Blanda
11/3	L	@ OAK	Dawson	Flores
11/8	L	OAK	Dawson	Flores
11/17	T	@ BOS	Wilson	Parilli

1967 (9-5)

Date	Result	Opp.	Chiefs QB	Opp. QB
9/9	W 25-20	@ HOU	Dawson	Lee
9/24	W 24-0	@ MIA	Dawson	Griese
10/1	L 21-23	@ OAK	Dawson	Lamonica
10/8	W 41-0	MIA	Dawson	Norton
10/15	L 31-45	@ SD	Dawson	Hadl
10/22	L 19-24	HOU	Dawson	Beathard
10/29	W 52-9	DEN	Dawson	Tensi
11/5	W 42-18	NYJ	Dawson	Namath
11/12	W 33-10	@ BOS	Dawson	Parilli
11/19	L 16-17	SD	Dawson	Hadl
11/23	L 22-44	OAK	Dawson	Lamonica
12/3	W 23-13	BUF	Dawson	Kemp
12/10	W 21-7	@ NYJ	Dawson	Namath
12/17	W 38-24	@ DEN	Dawson	Tensi
	Home	Road	Neutral	Overall
Dawson	4-3	5-2	0-0	9-5

1968 (12-2)

Date	Result	Opp.	Chiefs QB	Opp. QB
9/9	W 26-21	@ HOU	Dawson	Beathard
9/15	L 19-20	NYJ	Dawson	Namath
9/22	W 34-2	DEN	Dawson	LeClair
9/28	W 48-3	@ MIA	Dawson	Griese
10/5	W 18-7	@ BUF	Dawson	Darragh
10/13	W 13-3	CIN	Dawson	Stofa
10/20	W 24-10	OAK	Dawson	Lamonica
10/27	W 27-20	SD	Dawson	Hadl
11/3	L 21-38	@ OAK	Dawson	Lamonica
11/10	W 16-9	@ CIN	Lee	Wyche
11/17	W 31-17	BOS	Dawson	Sherman
11/28	W 24-10	HOU	Dawson	Beathard
12/8	W 40-3	@ SD	Dawson	Hadl
12/14	W 30-7	@ DEN	Dawson	Briscoe
	AFL Divisional Playoff Game			
12/22	L 6-41	@ OAK	Dawson	Lamonica
	Home	Road	Neutral	Overall
Dawson	6-1	6-1 (0-1)	0-0	12-2 (0-1)
Lee	0-0	1-0	0-0	1-0

1969 (11-3)

Date	Result	Opp.	Chiefs QB	Opp. QB
9/14	W 27-9	@ SD	Dawson	Hadl
9/21	W 31-0	@ BOS	Dawson	Taliaferro
9/28	L 19-24	@ CIN	Lee	Cook
10/5	W 26-13	@ DEN	Livingston	Tensi
10/12	W 24-0	HOU	Livingston	Beathard
10/19	W 17-10	MIA	Livingston	Griese
10/26	W 42-22	CIN	Livingston	Wyche
11/2	W 29-7	@ BUF	Livingston	Briscoe
11/9	W 27-3	SD	Dawson	Domres
11/16	W 34-16	@ NYJ	Dawson	Namath
11/23	L 24-27	OAK	Dawson	Lamonica
11/27	W 31-17	DEN	Dawson	Tensi
12/7	W 22-19	BUF	Livingston	Kemp
12/13	L 6-10	@ OAK	Dawson	Lamonica
	AFL Divisional Playoff Game			
12/20	W 13-6	@ NYJ	Dawson	Namath
	AFL Championship Game			
1/4	W 17-7	@ OAK	Dawson	Lamonica
	Super Bowl IV			
1/11	W 23-7	MIN	Dawson	Kapp
	Home	Road	Neutral	Overall
Dawson	2-1	3-1 (2-0)	0-0 (1-0)	5-2 (3-0)
Lee	0-0	0-1	0-0	0-1
Livingston	4-0	2-0	0-0	6-0

1970 (7-5-2)

Date	Result	Opp.	Chiefs QB	Opp. QB
9/20	L 10-27	@ MIN	Dawson	Cuozzo
9/28	W 44-24	@ BAL	Dawson	Unitas
10/4	L 13-26	@ DEN	Dawson	Liske
10/11	W 23-10	BOS	Livingston	Taliaferro
10/18	W 27-19	@ CIN	Dawson	Carter
10/25	L 16-27	DAL	Dawson	Morton

11/1	T 17-17	OAK	Dawson	Lamonica
11/8	W 24-9	HOU	Dawson	Johnson
11/15	W 31-14	@ PIT	Dawson	Hanratty
11/22	T 6-6	@ STL	Dawson	Hart
11/29	W 26-14	SD	Dawson	Hadl
12/6	W 16-0	DEN	Dawson	Pastrana
12/12	L 6-20	@ OAK	Dawson	Lamonica
12/20	L 13-31	@ SD	Dawson	Hadl
	Home	Road	Neutral	Overall
Dawson	3-1-2	3-4	0-0	6-5-2
Livingston	1-0	0-0	0-0	1-0

1971 (10-3-1)

Date	Result	Opp.	Chiefs QB	Opp. QB
9/19	L 14-21	@ SD	Dawson	Hadl
9/26	W 20-16	@ HOU	Dawson	Johnson
10/3	W 16-3	@ DEN	Dawson	Horn
10/10	W 31-10	SD	Dawson	Hadl
10/18	W 38-16	PIT	Dawson	Bradshaw
10/24	W 27-20	WAS	Dawson	Kilmer
10/31	T 20-20	@ OAK	Dawson	Lamonica
11/7	L 10-13	@ NYJ	Dawson	Davis
11/14	W 13-7	CLE	Dawson	Phipps
11/21	W 28-10	DEN	Dawson	Ramsey
11/25	L 21-32	@ DET	Dawson	Landry
12/6	W 26-17	@ SF	Dawson	Brodie
12/12	W 16-14	OAK	Dawson	Lamocina
12/19	W 22-9	BUF	Livingston	Shaw
	AFC Divisional Playoff Game			
12/25	L 24-27**	MIA	Dawson	Griese
	Home	Road	Neutral	Overall
Dawson	6-0 (0-1)	3-3-1	0-0	9-3-1 (0-1)
Livingston	1-0	0-0	0-0	1-0

1972 (8-6)

Date	Result	Opp.	Chiefs QB	Opp. QB
9/17	L 10-20	MIA	Dawson	Griese
9/25	W 20-17	@ NO	Dawson	Manning
10/1	W 45-24	@ DEN	Dawson	Ramsey
10/8	W 31-7	@ CLE	Livingston	Phipps
10/15	L 16-23	CIN	Livingston	Anderson
10/22	L 20-21	PHI	Dawson	Liske
10/29	W 26-14	@ SD	Dawson	Hadl
11/5	W 27-14	OAK	Dawson	Lamonica
11/12	L 7-16	@ PIT	Dawson	Bradshaw
11/19	L 17-27	SD	Dawson	Hadl
11/26	L 3-26	@ OAK	Dawson	Lamonica
12/3	W 24-21	DEN	Dawson	Johnson
12/10	W 24-10	BAL	Dawson	Domres
12/17	W 17-14	@ ATL	Dawson	Berry
	Home	Road	Neutral	Overall
Dawson	3-3	4-2	0-0	7-5
Livingston	0-1	1-0	0-0	1-1

1973 (7-5-2)

Date	Result	Opp.	Chiefs QB	Opp. QB
9/16	L 13-23	LAR	Livingston	Hadl
9/23	W 10-7	@ NE	Dawson	Plunkett
9/30	W 16-3	OAK	Dawson	Lamonica
10/7	W 16-14	DEN	Dawson	Johnson
10/14	T 10-10	@ GB	Dawson	Hunter
10/21	L 6-14	@ CIN	Dawson	Anderson
10/29	L 14-23	@ BUF	Dawson	Ferguson
11/4	W 19-0	@ SD	Livingston	Fouts
11/12	W 19-7	CHI	Livingston	Douglass
11/18	W 38-14	HOU	Livingston	Dickey
11/25	L 10-14	@ DEN	Livingston	Johnson
12/2	T 20-20	CLE	Livingston	Pitts
12/8	L 7-37	@ OAK	Livingston	Stabler
12/16	W 33-6	SD	Livingston	Fouts
	Home	Road	Neutral	Overall
Dawson	2-0	1-2-1	0-0	3-2-1
Livingston	3-1-1	1-2	0-0	4-3-1

1974 (5-9)

Date	Result	Opp.	Chiefs QB	Opp. QB	
9/15	W	24-16	NYJ	Dawson	Namath
9/22	L	7-27	@ OAK	Dawson	Stabler
9/29	W	17-7	@ HOU	Livingston	Dickey
10/6	L	14-17	DEN	Livingston	Johnson
10/13	L	24-34	PIT	Livingston	Gilliam
10/20	L	3-9	@ MIA	Livingston	Griese
10/27	W	24-14	@ SD	Livingston	Fouts
11/3	L	27-33	NYG	Livingston	Morton
11/10	L	7-14	SD	Dawson	Fouts
11/18	W	42-34	@ DEN	Dawson	Johnson
11/24	L	6-33	@ CIN	Dawson	Anderson
12/1	W	17-13	@ STL	Dawson	Hart
12/8	L	6-7	OAK	Dawson	Lawrence
12/14	L	15-35	MIN	Dawson	Tarkenton
	Home	Road	Neutral	Overall	
Dawson	1-3	2-2	0-0	3-5	
Livingston	0-3	2-1	0-0	2-4	

1975 (5-9)

Date	Result	Opp.	Chiefs QB	Opp. QB	
9/21	L	33-37	@ DEN	Livingston	Johnson
9/28	L	24-30	NYJ	Dawson	Namath
10/5	L	3-20	SF	Dawson	Snead
10/12	W	42-10	OAK	Livingston	Stabler
10/19	W	12-10	@ SD	Livingston	Fouts
10/26	W	26-13	DEN	Livingston	Johnson
11/2	L	13-17	HOU	Livingston	Pastorini
11/10	W	34-31	@ DAL	Livingston	Staubach
11/16	L	3-28	@ PIT	Livingston	Bradshaw
11/23	W	24-21*	DET	Dawson	Reed
11/30	L	14-28	@ BAL	Dawson	Jones
12/7	L	20-28	SD	Dawson	Fouts
12/14	L	14-20	@ CLE	Adams	Phipps
12/21	L	20-28	@ OAK	Adams	Stabler
	Home	Road	Neutral	Overall	
Livingston	2-1	2-2	0-0	4-3	
Dawson	1-3	0-1	0-0	1-4	
Adams	0-0	0-2	0-0	0-2	

1976 (5-9)

Date	Result	Opp.	Chiefs QB	Opp. QB	
9/12	L	16-30	SD	Livingston	Fouts
9/20	L	21-24	OAK	Livingston	Stabler
9/26	L	17-27	NO	Livingston	Scott
10/3	L	17-50	@ BUF	Livingston	Ferguson
10/10	W	33-30	@ WAS	Livingston	Theismann
10/17	W	20-17*	@ MIA	Livingston	Griese
10/24	L	26-35	DEN	Livingston	Ramsey
10/31	W	28-19	@ TB	Livingston	Spurrier
11/7	L	0-45	PIT	Livingston	Bradshaw
11/14	L	10-21	@ OAK	Livingston	Stabler
11/21	L	24-27	CIN	Livingston	Anderson
11/28	W	23-20	@ SD	Livingston	Fouts
12/5	L	16-17	@ DEN	Livingston	Penrose
12/12	W	39-14	CLE	Livingston	Sipe
	Home	Road	Neutral	Overall	
Livingston	1-6	4-3	0-0	5-9	

1977 (2-12)

Date	Result	Opp.	Chiefs QB	Opp. QB	
9/18	L	17-21	@ NE	Livingston	Grogan
9/25	L	7-23	SD	Livingston	Harris
10/3	L	28-37	OAK	Livingston	Stabler
10/9	L	7-23	@ DEN	Livingston	Morton
10/16	L	6-17	BAL	Livingston	Jones
10/23	W	21-16	@ SD	Adams	Harris
10/30	L	7-44	@ CLE	Adams	Sipe
11/6	W	20-10	GB	Livingston	Dickey
11/13	L	27-28	@ CHI	Livingston	Avellini
11/20	L	7-14	DEN	Livingston	Morton
11/27	L	20-34	@ HOU	Livingston	Pastorini
12/4	L	7-27	CIN	Livingston	Anderson
12/11	L	31-34	SEA	Livingston	Zorn
12/18	L	20-21	@ OAK	Adams	Rae

	Home	Road	Neutral	Overall
Livingston	1-6	0-4	0-0	1-10
Adams	0-0	1-2	0-0	1-2

1978 (4-12)

Date	Result	Opp.	Chiefs QB	Opp. QB	
9/3	W	24-23	@ CIN	Livingston	Reaves
9/10	L	17-20	HOU	Livingston	Pastorini
9/17	L	10-26	@ NYG	Livingston	Pisarcik
9/24	L	17-23*	DEN	Livingston	Morton
10/1	L	13-28	@ BUF	Livingston	Ferguson
10/8	L	13-30	TB	Adams	Williams
10/15	L	6-28	@ OAK	Adams	Stabler
10/22	W	17-3	CLE	Livingston	Sipe
10/29	L	24-27	@ PIT	Livingston	Bradshaw
11/5	L	10-20	OAK	Livingston	Stabler
11/12	L	23-29*	@ SD	Livingston	Fouts
11/19	L	10-13	SEA	Livingston	Zorn
11/26	W	23-0	SD	Livingston	Harris
12/3	W	14-10	BUF	Livingston	Ferguson
12/10	L	3-24	@ DEN	Livingston	Morton
12/17	L	19-23	@ SEA	Livingston	Zorn
	Home	Road	Neutral	Overall	
Livingston	3-4	1-6	0-0	4-10	
Adams	0-1	0-1	0-0	0-2	

1979 (7-9)

Date	Result	Opp.	Chiefs QB	Opp. QB	
9/2	W	14-0	BAL	Livingston	Jones
9/9	L	24-27	CLE	Livingston	Sipe
9/16	L	6-20	@ HOU	Fuller	Nielsen
9/23	W	35-7	OAK	Fuller	Stabler
9/30	W	24-6	@ SEA	Fuller	Zorn
10/7	W	10-7	@ CIN	Fuller	Anderson
10/14	L	10-24	DEN	Fuller	Morton
10/21	L	17-21	NYG	Livingston	Simms
10/28	L	3-20	@ DEN	Livingston	Morton
11/4	L	14-20	SD	Fuller	Fouts
11/11	L	3-30	PIT	Fuller	Bradshaw
11/18	W	24-21	@ OAK	Fuller	Stabler
11/25	L	7-28	@ SD	Fuller	Fouts
12/2	W	37-21	SEA	Fuller	Zorn
12/9	W	10-7	@ BAL	Fuller	Landry
12/16	L	0-3	@ TB	Fuller	Williams
	Home	Road	Neutral	Overall	
Livingston	1-2	0-1	0-0	1-3	
Fuller	2-3	4-3	0-0	6-6	

1980 (8-8)

Date	Result	Opp.	Chiefs QB	Opp. QB	
9/7	L	14-27	OAK	Fuller	Pastorini
9/14	L	16-17	SEA	Fuller	Zorn
9/21	L	13-20	@ CLE	Fuller	Sipe
9/28	L	7-24	SD	Fuller	Fouts
10/5	W	31-17	@ OAK	Fuller	Pastorini
10/12	W	21-20	HOU	Fuller	Stabler
10/19	W	23-17	@ DEN	Fuller	Morton
10/26	W	20-17	DET	Fuller	Danielson
11/2	L	24-31	BAL	Fuller	Jones
11/9	W	31-30	@ SEA	Fuller	Zorn
11/16	L	7-20	@ SD	Fuller	Fouts
11/23	W	21-13	@ STL	Fuller	Hart
11/30	L	6-20	CIN	Fuller	Anderson
12/7	W	31-14	DEN	Kenney	Morton
12/14	L	16-21	@ PIT	Kenney	Bradshaw
12/21	W	38-28	@ BAL	Kenney	Jones
	Home	Road	Neutral	Overall	
Fuller	2-5	4-2	0-0	6-7	
Kenney	1-0	1-1	0-0	2-1	

1981 (9-7)

Date	Result	Opp.	Chiefs QB	Opp. QB	
9/6	W	37-33	@ PIT	Kenney	Bradshaw
9/13	W	19-10	TB	Kenney	Williams
9/20	L	31-42	SD	Kenney	Fouts
9/27	W	20-14	@ SEA	Kenney	Zorn

10/4	L	17-33	@ NE	Kenney	Cavanaugh
10/11	W	27-0	OAK	Kenney	Plunkett
10/18	W	28-14	DEN	Kenney	Morton
10/25	W	28-17	@ OAK	Kenney	Wilson
11/1	L	20-22	@ SD	Kenney	Fouts
11/8	L	13-16*	CHI	Kenney	Evans
11/15	W	23-10	HOU	Kenney	Reaves
11/22	W	40-13	SEA	Kenney	Zorn
11/26	L	10-27	@ DET	Kenney	Hipple
12/6	L	13-6	@ DEN	Fuller	Morton
12/13	L	7-17	MIA	Fuller	Woodley
12/20	W	10-6	@ MIN	Fuller	Kramer
		Home	Road	Neutral	Overall
Kenney		5-2	3-3	0-0	8-5
Fuller		0-1	1-1	0-0	1-2

1982 (3-6)

Date	Result	Opp.	Chiefs QB	Opp. QB	
9/12	L	9-14	@ BUF	Kenney	Ferguson
9/19	W	19-12	SD	Kenney	Fouts
11/21	L	17-27	@ NO	Kenney	Stabler
11/28	L	14-20	@ LAR	Fuller	Jones
12/5	L	14-35	@ PIT	Fuller	Bradshaw
12/12	L	16-21	OAK	Fuller	Plunkett
12/19	W	37-16	@ DEN	Kenney	DeBerg
12/26	L	13-26	SF	Kenney	Montana
1/2	W	37-13	NYJ	Kenney	Todd
		Home	Road	Neutral	Overall
Kenney		2-1	1-2	0-0	3-3
Fuller		0-1	0-2	0-0	0-3

1983 (6-10)

Date	Result	Opp.	Chiefs QB	Opp. QB	
9/4	W	17-13	SEA	Kenney	Zorn
9/12	L	14-17	SD	Kenney	Fouts
9/18	L	12-27	@ WAS	Kenney	Theismann
9/25	L	6-14	@ MIA	Kenney	Woodley
10/2	W	38-14	STL	Kenney	Hart
10/9	L	20-21	@ RAI	Kenney	Plunkett
10/16	W	38-17	NYG	Kenney	Brunner
10/23	W	13-10*	@ HOU	Kenney	Nielsen
10/30	L	24-27	@ DEN	Kenney	DeBerg
11/6	L	20-28	RAI	Kenney	Wilson
11/13	W	20-15	CIN	Kenney	Anderson
11/20	L	21-41	@ DAL	Kenney	White
11/27	L	48-51*	@ SEA	Kenney	Krieg
12/4	L	9-14	BUF	Kenney	Ferguson
12/11	L	38-41	@ SD	Kenney	Fouts
12/18	W	48-17	DEN	Kenney	Elway
		Home	Road	Neutral	Overall
Kenney		5-3	1-7	0-0	6-10

1984 (8-8)

Date	Result	Opp.	Chiefs QB	Opp. QB	
9/2	W	37-27	@ PIT	Blackledge	Woodley
9/9	W	27-22	@ CIN	Blackledge	Anderson
9/16	L	20-22	RAI	Blackledge	Plunkett
9/23	L	0-21	@ DEN	Blackledge	Elway
9/30	W	10-6	CLE	Blackledge	McDonald
10/7	L	16-17	NYJ	Blackledge	Ryan
10/14	W	31-13	SD	Blackledge	Fouts
10/21	L	7-28	@ NYJ	Kenney	Ryan
10/28	W	24-20	TB	Kenney	DeBerg
11/4	L	0-45	@ SEA	Kenney	Krieg
11/11	L	16-17	HOU	Blackledge	Moon
11/18	L	7-17	@ RAI	Kenney	Wilson
11/25	L	27-28	@ NYG	Kenney	Simms
12/2	W	16-13	DEN	Kenney	Elway
12/9	W	34-7	SEA	Kenney	Krieg
12/16	W	42-21	@ SD	Kenney	Luther
		Home	Road	Neutral	Overall
Kenney		3-0	1-4	0-0	4-4
Blackledge		2-3	2-1	0-0	4-4

1985 (6-10)

Date	Result	Opp.	Chiefs QB	Opp. QB	
9/8	W	47-27	@ NO	Kenney	Wilson
9/12	W	36-20	RAI	Kenney	Plunkett
9/22	L	0-31	@ MIA	Kenney	Marino
9/29	W	28-7	SEA	Kenney	Krieg
10/6	L	10-19	@ RAI	Kenney	Wilson
10/13	L	20-31	@ SD	Kenney	Herrmann
10/20	L	0-16	RAMS	Blackledge	Brock
10/27	L	10-30	DEN	Kenney	Elway
11/3	L	20-23	@ HOU	Kenney	Moon
11/10	L	28-36	PIT	Kenney	Woodley
11/17	L	3-31	@ SF	Kenney	Montana
11/24	W	20-7	IND	Blackledge	Koffler
12/1	L	6-24	@ SEA	Blackledge	Krieg
12/8	W	38-10	ATL	Blackledge	Archer
12/14	L	13-14	@ DEN	Blackledge	Elway
12/22	W	38-34	SD	Blackledge	Herrmann
		Home	Road	Neutral	Overall
Kenney		2-2	1-5	0-0	3-7
Blackledge		3-1	0-2	0-0	3-3

1986 (10-6)

Date	Result	Opp.	Chiefs QB	Opp. QB	
9/7	W	24-14	CIN	Blackledge	Esiason
9/14	L	17-23	@ SEA	Blackledge	Krieg
9/21	W	27-13	HOU	Blackledge	Moon
9/28	W	20-17	@ BUF	Blackledge	Kelly
10/5	L	17-24	RAI	Blackledge	Wilson
10/12	L	7-20	@ CLE	Blackledge	Kosar
10/19	W	42-41	SD	Blackledge	Fouts
10/26	W	27-20	TB	Kenney	Young
11/2	W	24-23	@ SD	Kenney	Flick
11/9	W	27-7	SEA	Kenney	Gilbert
11/16	L	17-38	@ DEN	Kenney	Elway
11/23	L	14-23	@ STL	Kenney	Lomax
11/30	L	14-17	BUF	Kenney	Kelly
12/7	W	37-10	DEN	Blackledge	Elway
12/14	W	20-17	@ RAI	Kenney	Plunkett
12/21	W	24-19	@ PIT	Kenney	Malone
		AFC Wild Card Playoff Game			
12/28	L	15-35	@ NYJ	Blackledge	Ryan
		Home	Road	Neutral	Overall
Blackledge		4-1	1-2 (0-1)	0-0	5-3 (0-1)
Kenney		2-1	3-2	0-0	5-3

1987 (4-11)

Date	Result	Opp.	Chiefs QB	Opp. QB	
9/13	W	20-13	SD	Blackledge	Fouts
9/20	L	14-43	@ SEA	Blackledge	Krieg
10/4	L	17-35#	@ RAI	Stevens	Evans
10/11	L	0-42#	@ MIA	Stevens	Mackey
10/18	L	17-26#	DEN	Hudson	Karcher
10/25	L	21-42	@ SD	Kenney	Fouts
11/1	L	28-31	@ CHI	Kenney	McMahon
11/8	L	16-17	PIT	Kenney	Malone
11/15	L	9-16	NYJ	Seurer	O'Brien
11/22	L	3-23	GB	Seurer	Majkowski
11/26	W	27-20	@ DET	Kenney	Long
12/6	L	27-30*	@ CIN	Kenney	Esiason
12/13	W	16-10	RAI	Kenney	Wilson
12/19	L	17-20	@ DEN	Kenney	Elway
12/27	W	41-20	SEA	Kenney	Krieg
		Home	Road	Neutral	Overall
Kenney		2-1	1-4	0-0	3-5
Blackledge		1-0	0-1	0-0	1-1
Seurer		0-2	0-0	0-0	0-2
Stevens		0-0	0-2	0-0	0-2#
Hudson		0-1	0-0	0-0	0-1#

1988 (4-11-1)

Date	Result	Opp.	Chiefs QB	Opp. QB	
9/4	L	3-6	CLE	Kenney	Kosar
9/11	L	10-31	@ SEA	Kenney	Krieg
9/18	W	20-13	DEN	DeBerg	Elway
9/25	L	23-24	SD	DeBerg	Laufenberg

10/2	T	17-17*	@ NYJ	DeBerg	O'Brien
10/9	L	6-7	@ HOU	DeBerg	Carlson
10/16	L	17-27	RAI	DeBerg	Schroeder
10/23	L	6-7	DET	Kenney	Hilger
10/30	L	10-17	@ RAI	Kenney	Beuerlein
11/6	L	11-17	@ DEN	Kenney	Elway
11/13	W	31-28	CIN	DeBerg	Esiason
11/20	W	27-24	SEA	DeBerg	Krieg
11/27	L	10-16	@ PIT	DeBerg	Brister
12/4	W	38-34	NYJ	DeBerg	Ryan
12/11	L	12-28	@ NYG	DeBerg	Simms
12/18	L	13-24	@ SD	DeBerg	Malone
		Home	Road	Neutral	Overall
DeBerg		4-2	0-4-1	0-0	4-6-1
Kenney		0-2	0-3	0-0	0-5

1989 (8-7-1)

Date	Result	Opp.	Chiefs QB	Opp. QB
9/10	L	@ DEN	DeBerg	Elway
9/17	W	RAI	DeBerg	Schroeder
9/24	L	@ SD	DeBerg	McMahon
10/1	L	CIN	Jaworski	Schonert
10/8	W	@ SEA	Jaworski	Krieg
10/15	L	@ RAI	Jaworski	Schroeder
10/22	W	DAL	DeBerg	Walsh
10/29	L	@ PIT	DeBerg	Brister
11/5	W	SEA	Pelluer	Krieg
11/12	L	DEN	Pelluer	Elway
11/19	T	@ CLE	Pelluer	Kosar
11/26	W	HOU	DeBerg	Moon
12/3	W	MIA	DeBerg	Marino
12/10	W	@ GB	DeBerg	Majkowski
12/17	L	SD	DeBerg	Tolliver
12/24	W	@ MIA	DeBerg	Marino
		Home	Road	Neutral
DeBerg		4-1	2-3	0-0
Jaworski		0-1	1-1	0-0
Pelluer		1-1	0-0-1	0-0

1990 (11-5)

Date	Result	Opp.	Chiefs QB	Opp. QB
9/9	W	MIN	DeBerg	Wilson
9/17	L	@ DEN	DeBerg	Elway
9/23	W	@ GB	DeBerg	Majkowski
9/30	W	CLE	DeBerg	Kosar
10/7	L	@ IND	DeBerg	Trudeau
10/14	W	DET	DeBerg	Gagliano
10/21	L	@ SEA	DeBerg	Krieg
11/4	W	RAI	DeBerg	Schroeder
11/11	L	SEA	DeBerg	Krieg
11/18	W	SD	DeBerg	Tolliver
11/25	W	@ RAI	DeBerg	Schroeder
12/2	W	@ NE	DeBerg	Hodson
12/9	W	DEN	DeBerg	Elway
12/16	L	HOU	DeBerg	Moon
12/23	W	@ SD	DeBerg	Tolliver
12/29	W	@ CHI	DeBerg	Tomczak
		AFC First Round Playoff Game		
1/5	L	@ MIA	DeBerg	Marino
		Home	Road	Neutral
DeBerg		6-2	5-3 (0-1)	0-0

1991 (10-6)

Date	Result	Opp.	Chiefs QB	Opp. QB
9/1	W	ATL	DeBerg	Miller
9/8	L	NO	DeBerg	Hebert
9/16	L	@ HOU	DeBerg	Moon
9/22	W	SEA	DeBerg	Kemp
9/29	W	@ SD	DeBerg	Friesz
10/7	W	BUF	DeBerg	Kelly
10/13	W	MIA	DeBerg	Marino
10/20	L	@ DEN	DeBerg	Elway
10/28	W	RAI	DeBerg	Schroeder
11/10	W	@ RAMS	DeBerg	Everett
11/17	L	DEN	DeBerg	Elway
11/24	L	@ CLE	DeBerg	Kosar
12/1	W	@ SEA	DeBerg	Krieg

12/8	W	20-17*	SD	DeBerg	Friesz
12/14	L	14-28	@ SF	Vlasic	Bono
12/22	W	27-21	@ RAI	DeBerg	Marinovich
			AFC Wild Card Playoff Game		
12/28	W	10-6	RAI	DeBerg	Marinovich
			AFC Divisional Playoff Game		
1/5	L	14-37	@ BUF	DeBerg	Kelly
			Home	Road	Neutral
DeBerg		6-2 (1-0)	4-3 (0-1)	0-0	10-5 (1-1)
Vlasic		0-0	0-1	0-0	0-1

1992 (10-6)

Date	Result	Opp.	Chiefs QB	Opp. QB
9/6	W	@ SD	Krieg	Gagliano
9/13	W	SEA	Krieg	Stouffer
9/20	L	@ HOU	Krieg	Moon
9/28	W	RAI	Krieg	Marinovich
10/4	L	@ DEN	Krieg	Elway
10/11	W	PHI	Krieg	Cunningham
10/18	L	@ DAL	Krieg	Aikman
10/25	L	PIT	Krieg	O'Donnell
11/8	W	SD	Krieg	Humphries
11/15	W	WAS	Krieg	Rypien
11/22	W	@ SEA	Krieg	Stouffer
11/29	W	@ NYJ	Krieg	O'Brien
12/6	L	@ RAI	Krieg	Schroeder
12/13	W	NE	Krieg	Zolak
12/19	L	@ NYG	Krieg	Hostetler
12/27	W	DEN	Krieg	Elway
			AFC Wild Card Playoff Game	
1/2	L	@ SD	Krieg	Humphries
		Home	Road	Neutral
Krieg		7-1	3-5 (0-1)	0-0

1993 (11-5)

Date	Result	Opp.	Chiefs QB	Opp. QB
9/5	W	@ TB	Montana	DeBerg
9/12	L	@ HOU	Krieg	Moon
9/20	W	DEN	Montana	Elway
10/3	W	RAI	Montana	Evans
10/10	W	CIN	Krieg	Klinger
10/17	W	@ SD	Montana	Friesz
10/31	L	@ MIA	Montana	Mitchell
11/8	W	GB	Krieg	Farve
11/14	W	@ RAI	Krieg	Hostetler
11/21	L	CHI	Krieg	Harbaugh
11/28	W	BUF	Montana	Kelly
12/5	W	@ SEA	Montana	Mirer
12/12	L	@ DEN	Montana	Elway
12/19	W	SD	Montana	Humphries
12/26	L	@ MIN	Montana	McMahon
1/2	W	SEA	Montana	Mirer
			AFC Wild Card Playoff Game	
1/8	W	PIT	Montana	O'Donnell
			AFC Divisional Playoff Game	
1/16	W	@ HOU	Montana	Moon
			AFC Championship Game	
1/23	L	@ BUF	Montana	Kelly
		Home	Road	Neutral
Montana		5-0 (1-0)	3-3 (1-1)	0-0
Krieg		2-1	1-1	0-0

1994 (9-7)

Date	Result	Opp.	Chiefs QB	Opp. QB
9/4	W	@ NO	Montana	Everett
9/11	W	SF	Montana	Young
9/18	W	@ ATL	Montana	George
9/25	L	RAMS	Montana	Chandler
10/9	L	@ SD	Montana	Humphries
10/17	W	@ DEN	Montana	Elway
10/23	W	SEA	Montana	Mirer
10/30	L	@ BUF	Montana	Kelly
11/6	W	RAI	Montana	Hostetler
11/13	L	SD	Montana	Humphries
11/20	W	CLE	Montana	Rypien
11/27	L	@ SEA	Montana	Mirer
12/4	L	DEN	Bono	Elway

12/12	L	28-45	@ MIA	Bono	Marino
12/18	W	31-9	HOU	Montana	Tolliver
12/4	W	19-9	@ RAI	Montana	Hostetler
AFC Wild Card Playoff Game					
12/31	L	17-27	@ MIA	Montana	Marino
Montana		Home	Road	Neutral	Overall
Bono		5-2	4-3 (0-1)	0-0	9-5 (0-1)
		0-1	0-1	0-0	0-2

1995 (13-3)

Date	Result	Opp.	Chiefs QB	Opp. QB	
9/3	W	@ SEA	Bono	Mirer	
9/10	W	NYG	Bono	Brown	
9/17	W	OAK	Bono	Hostetler	
9/24	L	@ CLE	Bono	Testaverde	
10/1	W	@ ARZ	Bono	Krieg	
10/9	W	SD	Bono	Humphries	
10/15	W	NE	Bono	Bledsoe	
10/22	W	@ DEN	Bono	Elway	
11/5	W	WAS	Bono	Ferrotte	
11/12	W	@ SD	Bono	Humphries	
11/19	W	HOU	Bono	Chandler	
11/23	L	@ DAL	Bono	Aikman	
12/3	W	@ OAK	Bono	Evans	
12/11	L	@ MIA	Bono	Marino	
12/17	W	DEN	Bono	Elway	
12/24	W	SEA	Bono	Friesz	
AFC Divisional Playoff Game					
1/7	L	IND	Bono	Harbaugh	
Bono		Home	Road	Neutral	Overall
		8-0 (0-1)	5-3	0-0	13-3 (0-1)

1996 (9-7)

Date	Result	Opp.	Chiefs QB	Opp. QB	
9/1	W	@ HOU	Bono	Chandler	
9/8	W	OAK	Bono	Hobert	
9/15	W	@ SEA	Bono	Mirer	
9/22	W	DEN	Bono	Elway	
9/29	L	@ SD	Bono	Humphries	
10/7	L	PIT	Bono	Tomczak	
10/17	W	SEA	Bono	Friesz	
10/27	L	@ DEN	Bono	Elway	
11/3	W	@ MIN	Bono	Johnson	
11/10	W	GB	Bono	Favre	
11/17	W	CHI	Bono	Krieg	
11/24	L	SD	Bono	Humphries	
11/28	W	@ DET	Gannon	Mitchell	
12/9	L	@ OAK	Gannon	Hostetler	
12/15	L	IND	Gannon	Harbaugh	
12/22	L	@ BUF	Bono	Kelly	
Bono		Home	Road	Neutral	Overall
Gannon		5-2	3-3	0-0	8-5
		0-1	1-1	0-0	1-2

1997 (13-3)

Date	Result	Opp.	Chiefs QB	Opp. QB	
8/31	L	@ DEN	Grbac	Elway	
9/8	W	@ OAK	Grbac	George	
9/14	W	BUF	Grbac	Collins	
9/21	W	@ CAR	Grbac	Collins	
9/28	W	SEA	Grbac	Moon	
10/5	L	@ MIA	Grbac	Marino	
10/16	W	SD	Grbac	Humphries	
10/26	W	@ STL	Grbac	Banks	
11/3	W	PIT	Grbac	Stewart	
11/9	L	@ JAX	Gannon	Brunell	
11/16	W	DEN	Gannon	Elway	
11/23	W	@ SEA	Gannon	Moon	
11/30	W	SF	Gannon	Young	
12/7	W	OAK	Gannon	George	
12/14	W	@ SD	Gannon	Whelihan	
12/21	W	NO	Grbac	Hobert	
AFC Divisional Playoff Game					
1/4	L	DEN	Grbac	Elway	
Grbac		Home	Road	Neutral	Overall
Gannon		5-0 (0-1)	3-2	0-0	8-2 (0-1)
		3-0	2-1	0-0	5-1

1998 (7-9)

Date	Result	Opp.	Chiefs QB	Opp. QB	
9/6	W	OAK	Grbac	George	
9/13	L	@ JAX	Gannon	Brunell	
9/20	W	SD	Gannon	Leaf	
9/27	W	@ PHI	Gannon	Peete	
10/4	W	SEA	Gannon	Moon	
10/11	L	@ NE	Grbac	Bledsoe	
10/26	L	PIT	Grbac	Stewart	
11/1	L	NYJ	Grbac	Testaverde	
11/8	L	@ SEA	Grbac	Moon	
11/16	L	DEN	Gannon	Brister	
11/22	L	@ SD	Gannon	Whelihan	
11/29	W	ARZ	Gannon	Plummer	
12/6	L	@ DEN	Gannon	Elway	
12/13	W	DAL	Gannon	Aikman	
12/20	L	@ NYG	Gannon	Graham	
12/26	W	@ OAK	Grbac	Wilson	
		Home	Road	Neutral	Overall
Grbac		1-2	1-2	0-0	2-4
Gannon		4-1	1-4	0-0	5-5

1999 (9-7)

Date	Result	Opp.	Chiefs QB	Opp. QB	
9/12	L	@ CHI	Grbac	Matthews	
9/19	W	DEN	Grbac	Griese	
9/26	W	DET	Grbac	Batch	
10/3	L	@ SD	Grbac	Harbaugh	
10/10	W	NE	Grbac	Bledsoe	
10/21	W	@ BAL	Grbac	Case	
10/31	W	SD	Grbac	Kramer	
11/7	L	@ IND	Grbac	Manning	
11/14	L	@ TB	Grbac	Dilfer	
11/21	L	SEA	Grbac	Kitna	
11/28	W	@ OAK	Grbac	Gannon	
12/5	W	@ DEN	Grbac	Griese	
12/12	W	MIN	Grbac	George	
12/18	W	PIT	Grbac	Tomczak	
12/26	L	@ SEA	Grbac	Kitna	
1/2	L	OAK	Grbac	Gannon	
		Home	Road	Neutral	Overall
Grbac		6-2	3-5	0-0	9-7

2000 (7-9)

Date	Result	Opp.	Chiefs QB	Opp. QB	
9/3	L	IND	Grbac	Manning	
9/10	L	@ TEN	Grbac	McNair	
9/17	W	SD	Grbac	Moreno	
9/24	W	@ DEN	Grbac	Ferrotte	
10/2	W	SEA	Grbac	Kitna	
10/15	L	OAK	Grbac	Gannon	
10/22	W	STL	Grbac	Warner	
10/29	W	@ SEA	Grbac	Kitna	
11/5	L	@ OAK	Grbac	Gannon	
11/12	L	@ SF	Grbac	Garcia	
11/19	L	BUF	Grbac	Johnson	
11/26	L	@ SD	Moon	Leaf	
12/4	L	@ NE	Grbac	Bledsoe	
12/10	W	CAR	Grbac	Beuerlein	
12/17	W	DEN	Grbac	Ferrotte	
12/24	L	@ ATL	Grbac	Chandler	
		Home	Road	Neutral	Overall
Grbac		5-3	2-5	0-0	7-8
Moon		0-0	0-1	0-0	0-1

2001 (6-10)

Date	Result	Opp.	Chiefs QB	Opp. QB
9/9	L	OAK	Green	Gannon
9/23	L	NYG	Green	Collins
9/30	W	@ WAS	Green	Banks
10/7	L	@ DEN	Green	Griese
10/14	L	PIT	Green	Stewart
10/21	L	@ ARZ	Green	Plummer
10/25	L	IND	Green	Manning
11/4	W	@ SD	Green	Flutie
11/11	L	@ NYJ	Green	Testaverde

11/25	W	19-7	SEA	Green	Hasselbeck
11/29	L	10-23	PHI	Green	McNabb
12/9	L	26-28	@ OAK	Green	Gannon
12/16	W	26-23*	DEN	Green	Frerotte
12/23	W	20-17	SD	Green	Flutie
12/30	W	30-26	@ JAX	Green	Brunell
1/6	L	18-21	@ SEA	Green	Dilfer
Green		Home 3-5	Road 3-5	Neutral 0-0	Overall 6-10

2002 (8-8)

Date	Result	Opp.	Chiefs QB	Opp. QB	
9/8	W	40-39	@ CLE	Green Holcomb	
9/15	L	16-23	JAX	Green Brunell	
9/22	L	38-41*	@ NE	Green Brady	
9/29	W	48-30	MIA	Green Fiedler	
10/6	W	29-25	@ NYJ	Green Pennington	
10/13	L	34-35	@ SD	Green Brees	
10/20	L	34-37*	DEN	Green Griese	
10/27	W	20-10	OAK	Green Gannon	
11/10	L	13-17	@ SF	Green Garcia	
11/17	W	17-16	BUF	Green Bledsoe	
11/24	L	32-39	@ SEA	Green Hasselbeck	
12/1	W	49-0	ARZ	Green Plummer	
12/8	W	49-10	STL	Green Martin	
12/15	L	24-31	@ DEN	Green Griese	
12/22	W	24-22	SD	Green Brees	
12/28	L	0-24	@ OAK	Green Gannon	
Green		Home 6-2	Road 2-6	Neutral 0-0	Overall 8-8

2003 (13-3)

Date	Result	Opp.	Chiefs QB	Opp. QB	
9/7	W	27-14	SD	Green Brees	
9/14	W	41-20	PIT	Green Maddox	
9/21	W	42-14	@ HOU	Green Carr	
9/28	W	17-10	@ BAL	Green Boller	
10/5	W	24-23	DEN	Green Plummer	
10/12	W	40-34*	@ GB	Green Favre	
10/20	W	17-10	@ OAK	Green Gannon	
10/26	W	38-5	BUF	Green Bledsoe	
11/9	W	41-20	CLE	Green Holcomb	
11/16	L	19-24	@ CIN	Green Kitna	
11/23	W	27-24	OAK	Green Miler	
11/30	W	28-24	@ SD	Green Brees	
12/7	L	27-45	@ DEN	Green Plummer	
12/14	W	45-17	DET	Green Harrington	
12/20	L	20-45	@ MIN	Green Culpepper	
12/28	W	31-3	CHI	Green Grossman	
1/11	L	31-38	IND	Green Manning	
Green		Home 8-0 (0-1)	Road 5-3	Neutral 0-0	Overall 13-3 (0-1)

2004 (7-9)

Date	Result	Opp.	Chiefs QB	Opp. QB	
9/12	L	24-34	@ DEN	Green Plummer	
9/19	L	17-28	CAR	Green Delhomme	
9/26	L	21-24	HOU	Green Carr	
10/4	W	27-24	@ BAL	Green Boller	
10/17	L	16-22	@ JAX	Green Leftwich	
10/24	W	56-10	ATL	Green Vick	
10/31	W	45-35	IND	Green Manning	
11/7	L	31-34	@ TB	Green Griese	
11/14	L	20-27	@ NO	Green Brooks	
11/22	L	19-27	NE	Green Brady	
11/28	L	31-34	SD	Green Brees	
12/5	W	34-27	@ OAK	Green Collins	
12/13	W	49-38	@ TEN	Green Volek	
12/19	W	45-17	DEN	Green Plummer	
12/25	W	31-30	OAK	Green Collins	
1/2	L	17-24	@ SD	Green Flutie	
Green		Home 4-4	Road 3-5	Neutral 0-0	Overall 7-9

2005 (10-6)

Date	Result	Opp.	Chiefs QB	Opp. QB	
9/11	W	27-7	NYJ	Green Pennington	
9/18	W	23-17	@ OAK	Green Collins	
9/26	L	10-30	@ DEN	Green Plummer	
10/2	L	31-37	PHI	Green McNabb	
10/16	W	28-21	WAS	Green Brunell	
10/21	W	30-20	@ MIA	Green Frerotte	
10/30	L	20-28	@ SD	Green Brees	
11/6	W	27-23	OAK	Green Collins	
11/13	L	3-14	@ BUF	Green Holcomb	
11/20	W	45-17	@ HOU	Green Carr	
11/27	W	26-16	NE	Green Brady	
12/4	W	31-27	DEN	Green Plummer	
12/11	L	28-31	@ DAL	Green Bledsoe	
12/17	L	17-27	@ NYG	Green Manning	
12/24	W	20-7	SD	Green Brees	
1/1	W	37-3	CIN	Green Palmer	
Green		Home 7-1	Road 3-5	Neutral 0-0	Overall 10-6

2006 (9-7)

Date	Result	Opp.	Chiefs QB	Opp. QB	
9/3	L	10-23	CIN	Green Palmer	
9/17	L	6-9*	@ DEN	Huard Plummer	
10/1	W	41-0	SF	Huard Smith	
10/8	W	23-20	@ ARZ	Huard Leinart	
10/15	L	7-45	@ PIT	Huard Roethlisberger	
10/22	W	30-27	SD	Huard Rivers	
10/29	W	35-28	SEA	Huard Wallace	
11/5	W	31-17	@ STL	Huard Bulger	
11/12	L	10-13	@ MIA	Huard Harrington	
11/19	W	17-13	OAK	Green Brooks	
11/23	W	19-10	DEN	Green Plummer	
12/3	L	28-31*	@ CLE	Green Frye	
12/10	L	10-20	BAL	Green McNair	
12/17	L	9-20	@ SD	Green Rivers	
12/23	W	20-9	@ OAK	Green Walter	
12/31	W	35-30	JAX	Green Garrard	
1/6	L	8-23	@ IND	Green Manning	
Green		Home 3-2	Road 1-2 (0-1)	Neutral 0-0	Overall 4-4 (0-1)
Huard		3-0	2-3	0-0	5-3

2007 (4-12)

Date	Result	Opp.	Chiefs QB	Opp. QB	
9/9	L	3-20	@ HOU	Huard Schaub	
9/16	L	10-20	@ CHI	Huard Grossman	
9/23	W	13-10	MIN	Huard Holcomb	
9/30	W	30-16	@ SD	Huard Rivers	
10/7	L	7-17	JAX	Huard Garrard	
10/14	W	27-20	CIN	Huard Palmer	
10/21	W	12-10	@ OAK	Huard Culpepper	
11/4	L	22-33	GB	Huard Favre	
11/11	L	11-27	DEN	Huard Cutler	
11/18	L	10-13	@ IND	Croyle Manning	
11/25	L	17-20	OAK	Croyle Culpepper	
12/2	L	10-24	SD	Huard Rivers	
12/9	L	7-41	@ DEN	Croyle Cutler	
12/16	L	17-26	TEN	Croyle Young	
12/23	L	20-25	@ DET	Croyle Kitna	
12/30	L	10-13*	@ NYJ	Croyle Clemens	
Huard		Home 2-4	Road 2-2	Neutral 0-0	Overall 4-6
Croyle		0-2	0-4	0-0	0-6

2008 (2-14)

Date	Result	Opp.	Chiefs QB	Opp. QB
9/7	L	10-17	@ NE	Croyle Brady
9/14	L	8-23	OAK	Huard Russell
9/21	L	14-38	@ ATL	Thigpen Ryan
9/28	W	33-19	DEN	Huard Cutler
10/5	L	0-34	@ CAR	Huard Delhomme
10/19	L	10-34	TEN	Croyle Collins
10/26	L	24-28	@ NYJ	Thigpen Favre

11/2	L	27-30*	TB	Thigpen	Garcia
11/9	L	19-20	@ SD	Thigpen	Rivers
11/16	L	20-30	NO	Thigpen	Brees
11/23	L	31-54	BUF	Thigpen	Edwards
11/30	W	20-13	@ OAK	Thigpen	Russell
12/7	L	17-24	@ DEN	Thigpen	Cutler
12/14	L	21-22	SD	Thigpen	Rivers
12/21	L	31-38	MIA	Thigpen	Pennington
12/28	L	6-16	@ CIN	Thigpen	Fitzpatrick
		Home	Road	Neutral	Overall
Croyle		0-1	0-1	0-0	0-2
Huard		1-1	0-1	0-0	1-2
Thigpen		0-5	1-5	0-0	1-10

2009 (4-12)

Date	Result	Opp.	Chiefs QB	Opp. QB
9/13	L	24-38	@ BAL	Croyle
9/20	L	10-13	OAK	Cassel
9/27	L	14-34	@ PHI	Cassel
10/4	L	16-27	NYG	Cassel
10/11	L	20-26*	DAL	Cassel
10/18	W	14-6	@ WAS	Cassel
10/25	L	7-37	SD	Cassel
11/8	L	21-24	@ JAX	Cassel
11/15	W	16-10	@ OAK	Cassel
11/22	W	27-24*	PIT	Cassel
11/29	L	14-43	@ SD	Cassel
12/6	L	13-44	DEN	Cassel
12/13	L	10-16	BUF	Cassel
12/20	L	34-41	CLE	Cassel
12/27	L	10-17	@ CIN	Cassel
1/3	W	44-24	@ DEN	Cassel
		Home	Road	Neutral
Cassel		1-7	3-4	0-0
Croyle		0-0	0-1	0-0

2010 (10-6)

Date	Result	Opp.	Chiefs QB	Opp. QB
9/13	W	21-14	SD	Cassel
9/19	W	16-14	@ CLE	Cassel
9/26	W	31-10	SF	Cassel
10/10	L	9-19	@ IND	Cassel
10/17	L	31-35	@ HOU	Cassel
10/24	W	42-20	JAX	Cassel
10/31	W	13-10*	BUF	Cassel
11/7	L	20-23*	@ OAK	Cassel
11/14	L	29-49	@ DEN	Cassel
11/21	W	31-13	ARI	Cassel
11/28	W	42-24	@ SEA	Cassel
12/5	W	10-6	DEN	Cassel
12/12	L	0-31	@ SD	Croyle
12/19	W	27-13	@ STL	Cassel
12/26	W	34-14	TEN	Cassel
1/2	L	10-31	OAK	Cassel
		AFC Wild Card Playoff Game		
1/9	L	7-30	BAL	Cassel
		Home	Road	Neutral
Cassel		7-1 (0-1)	3-4	0-0
Croyle		0-0	0-1	0-0

2011 (7-9)

Date	Result	Opp.	Chiefs QB	Opp. QB
9/11	L	7-41	BUF	Cassel
9/18	L	3-48	@ DET	Cassel
9/25	L	17-20	@ SD	Cassel
10/2	W	22-17	MIN	Cassel
10/9	W	28-24	@ IND	Cassel
10/23	W	28-0	@ OAK	Cassel
10/31	W	23-20*	SD	Cassel
11/6	L	3-31	MIA	Cassel
11/13	L	10-17	DEN	Cassel
11/21	L	3-34	@ NE	Palko
11/27	L	9-13	PIT	Palko
12/4	W	10-3	@ CHI	Palko
12/11	L	10-37	@ NYJ	Palko
12/18	W	19-14	GB	Orton
12/24	L	13-16*	OAK	Orton
1/1	W	7-3	@ DEN	Orton

	Home	Road	Neutral	Overall
Cassel	2-3	2-2	0-0	4-5
Palko	0-1	1-2	0-0	1-3
Orton	1-1	1-0	0-0	2-1

2012 (2-14)

Date	Result	Opp.	Chiefs QB	Opp. QB
9/9	L	24-40	ATL	Cassel
9/16	L	17-35	@ BUF	Cassel
9/23	W	27-24*	@ NO	Cassel
9/30	L	20-37	SD	Cassel
10/7	L	6-9	BAL	Cassel
10/14	L	10-38	@ TB	Quinn
10/28	L	16-26	OAK	Quinn
11/1	L	13-31	@ SD	Cassel
11/12	L	13-16*	@ PIT	Cassel
11/18	L	6-28	CIN	Cassel
11/25	L	9-17	DEN	Quinn
12/2	W	27-21	CAR	Quinn
12/9	L	7-30	@ CLE	Quinn
12/16	L	0-15	@ OAK	Quinn
12/23	L	13-20	IND	Quinn
12/30	L	3-38	@ DEN	Quinn
		Home	Road	Neutral
Cassel		0-4	1-3	0-0
Quinn		1-3	0-4	0-0

2013 (11-5)

Date	Result	Opp.	Chiefs QB	Opp. QB
9/8	W	28-2	@ JAX	Smith
9/15	W	17-16	DAL	Smith
9/19	W	26-16	@ PHI	Smith
9/29	W	31-7	NYG	Smith
10/6	W	26-17	@ TEN	Smith
10/13	W	24-7	OAK	Smith
10/20	W	17-16	HOU	Smith
10/27	W	23-17	CLE	Smith
11/3	W	23-13	@ BUF	Smith
11/17	L	17-27	@ DEN	Smith
11/24	L	38-41	SD	Smith
12/1	L	28-35	DEN	Smith
12/8	W	45-10	@ WAS	Smith
12/15	W	56-31	@ OAK	Smith
12/22	L	7-23	IND	Smith
12/29	L	24-27*	@ SD	Daniel
		AFC Wild Card Playoff Game		
1/4	L	44-45	@ IND	Smith
		Home	Road	Neutral
Smith		5-3 (0-1)	6-1	0-0
Daniel		0-0	0-1	0-0

2014 (9-7)

Date	Result	Opp.	Chiefs QB	Opp. QB
9/7	L	10-26	TEN	Smith
9/14	L	17-24	@ DEN	Smith
9/21	W	34-15	@ MIA	Smith
9/29	W	41-14	NE	Smith
10/5	L	17-22	@ SF	Smith
10/19	W	23-20	@ SD	Smith
10/26	W	34-7	STL	Smith
11/2	W	24-10	NYJ	Smith
11/9	W	17-13	@ BUF	Smith
11/16	W	24-20	SEA	Smith
11/20	L	20-24	@ OAK	Smith
11/30	L	16-29	DEN	Smith
12/7	L	14-17	@ ARI	Smith
12/14	W	31-13	OAK	Smith
12/21	L	12-20	@ PIT	Smith
12/28	W	19-7	SD	Daniel
		Home	Road	Neutral
Smith		5-2	3-5	0-0
Daniel		1-0	0-0	0-0

2015 (11-5)

Date	Result	Opp.	Chiefs QB	Opp. QB
9/13	W	27-20	HOU	Smith
9/17	L	24-31	DEN	Smith

9/28	L	28-38	@ GB	Smith	Rodgers
10/4	L	21-36	@ CIN	Smith	Dalton
10/11	L	17-18	CHI	Smith	Cutler
10/18	L	10-16	@ MIN	Smith	Bridgewater
10/25	W	23-13	PIT	Smith	Jones
11/1	W	45-10	DET	Smith	Stafford
11/15	W	29-13	@ DEN	Smith	Manning
11/22	W	33-3	@ SD	Smith	Rivers
11/29	W	30-22	BUF	Smith	Taylor
12/6	W	34-20	@ OAK	Smith	Carr
12/13	W	10-3	SD	Smith	Rivers
12/20	W	34-14	@ BAL	Smith	Clausen
12/27	W	17-13	CLE	Smith	Manziel
1/3/16	W	23-17	OAK	Smith	Carr
AFC Wild Card Playoff Game					
1/9	W	30-0	@ HOU	Smith	Hoyer
AFC Divisional Playoff Game					
1/16	L	20-27	@ NE	Smith	Brady
Smith		Home 5-2	Road 5-3 (1-1)	Neutral 1-0	Overall 11-5 (1-1)

2016 (12-4)

Date	Result	Opp.	Chiefs QB	Opp. QB	
9/11	W	33-27*	SD	Rivers	
9/18	L	12-19	@ HOU	Osweiler	
9/25	W	24-3	NYJ	Fitzpatrick	
10/2	L	14-43	@ PIT	Roethlisberger	
10/16	W	26-10	@ OAK	Carr	
10/23	W	27-21	NO	Brees	
10/30	W	30-14	IND	Luck	
11/6	W	19-14	JAX	Foles	
11/13	W	20-17	@ CAR	Newton	
11/20	L	17-19	TB	Winston	
11/27	W	30-27*	@ DEN	Siemian	
12/4	W	29-28	@ ATL	Ryan	
12/8	W	21-13	OAK	Carr	
12/18	L	17-19	TEN	Mariota	
12/25	W	33-10	DEN	Siemian	
1/1/17	W	37-27	SD	Rivers	
AFC Divisional Playoff Game					
1/15/17	L	16-18	PIT	Smith	Roethlisberger
Smith		Home 5-2	Road 6-2	Neutral 0-0	Overall 11-4 (0-1)
Foles		1-0	0-0	0-0	1-0

2017 (10-6)

Date	Result	Opp.	Chiefs QB	Opp. QB	
9/7	W	42-27	@ NE	Brady	
9/17	W	27-20	PHI	Wentz	
9/24	W	24-10	@ LAC	Rivers	
10/2	W	29-20	WAS	Cousins	
10/8	W	42-34	@ HOU	Watson	
10/15	L	13-19	PIT	Roethlisberger	
10/19	L	30-31	@ OAK	Carr	
10/30	W	29-19	DEN	Siemian	
11/5	L	17-28	@ DAL	Prescott	
11/19	L	9-12*	@ NYG	Manning	
11/26	L	10-16	BUF	Taylor	
12/3	L	31-38	@ NYJ	McCown	
12/10	W	26-15	OAK	Carr	
12/16	W	30-13	LAC	Rivers	
12/24	W	29-13	MIA	Cutler	
12/31	W	27-34	@ DEN	Mahomes	Lynch

AFC Wild Card Playoff Game					
1/6/18	L	21-22	TEN	Smith	Mariota
Smith		Home 6-2 (0-1)	Road 3-4	Neutral 0-0	Overall 9-6 (0-1)
Mahomes		0-0	1-0	0-0	1-0

2018 (12-4)

Date	Result	Opp.	Chiefs QB	Opp. QB	
9/9	W	38-28	@ LAC	Mahomes	Rivers
9/16	W	42-37	@ PIT	Mahomes	Roethlisberger
9/23	W	38-27	SF	Mahomes	Garoppolo
10/1	W	27-23	@ DEN	Mahomes	Keenum
10/7	W	30-14	JAX	Mahomes	Bortles
10/14	L	40-43	@ NE	Mahomes	Brady
10/21	W	45-10	CIN	Mahomes	Dalton
10/28	W	30-23	DEN	Mahomes	Keenum
11/4	W	37-21	@ CLE	Mahomes	Mayfield
11/11	W	26-14	ARI	Mahomes	Rosen
11/19	L	51-54	@ LAR	Mahomes	Goff
12/2	W	40-33	@ OAK	Mahomes	Carr
12/9	W	27-24*	BAL	Mahomes	Jackson
12/13	L	28-29	LAC	Mahomes	Rivers
12/23	L	31-38	@ SEA	Mahomes	Wilson
12/30	W	35-3	OAK	Mahomes	Carr
AFC Divisional Playoff Game					
1/12	W	31-13	IND	Mahomes	Luck
AFC Championship Game					
1/20	L	31-37*	NE	Mahomes	Brady
Mahomes		Home 7-1 (1-1)	Road 5-3	Neutral 0-0	Overall 12-4 (1-1)

2019 (12-4)

Date	Result	Opp.	Chiefs QB	Opp. QB	
9/8	W	40-26	@ JAX	Mahomes	Foles
9/15	W	28-10	@ OAK	Mahomes	Carr
9/22	W	33-28	BAL	Mahomes	Jackson
9/29	W	34-30	@ DET	Mahomes	Stafford
10/6	L	13-19	IND	Mahomes	Brissett
10/13	L	24-31	HOU	Mahomes	Watson
10/17	W	30-6	@ DEN	Mahomes	Flacco
10/27	L	24-31	GB	Moore	Rodgers
11/3	W	26-23	MIN	Moore	Cousins
11/10	L	32-35	@ TEN	Mahomes	Tannehill
11/18	W	24-17	@ LAC	Mahomes	Rivers
12/1	W	40-9	OAK	Mahomes	Carr
12/8	W	23-16	@ NE	Mahomes	Brady
12/15	W	23-3	DEN	Mahomes	Lock
12/22	W	26-3	@ CHI	Mahomes	Trubisky
12/29	W	31-21	LAC	Mahomes	Rivers
AFC Divisional Playoff Game					
1/12	W	51-31	HOU	Mahomes	Watson
AFC Championship Game					
1/19	W	35-24	TEN	Mahomes	Tannehill
Super Bowl LIV					
2/2	W	31-20	SF	Mahomes	Garoppolo
Mahomes		Home 4-2	Road 6-1	Neutral 1-0	Overall 11-3 (3-0)
Moore		1-1	0-0	0-0	1-1

KEY

Replacement Games
(Postseason Record)

* Overtime
** Double Overtime

ALL-TIME DRAFTS

Bold Indicates an Eventual Regular Starter

2020

1	RB	Clyde Edwards-Helaire	32	Louisiana State
2	LB	Willie Gay Jr.	63	Mississippi State
3	OL	Lucas Niang	96	TCU
4	CB	L'Jarius Sneed	138	Louisiana Tech
5	DE	Mike Danna	177	Michigan
7	CB	BoPete Keyes	237	Tulane

Sent its original second-round pick (64th overall) to Seattle as part of the 2019 DE Frank Clark trade. Acquired the No. 63 pick (Gay) from San Francisco as part of the 2019 LB Dee Ford trade. Sent its original sixth-round pick to the New York Jets as part of the 2019 LB Darron Lee trade. Traded a sixth-round pick in the 2021 NFL Draft to the Tennessee Titans in exchange for the 237th overall pick (Keyes).

2019

1	To Seattle in first-round trade.			
2a	WR	Mecole Hardman	56	Georgia
	DB	Juan Thornhill	63	Virginia
3	DL	Khalen Saunders	84	Western Illinois
6a	CB	Rashad Fenton	201	South Carolina
6b	RB	Darwin Thompson	214	Utah St.
7	OL	Nick Allegretti	216	Illinois

Sent its first-round pick (29th overall), a 2020 second-round pick and swapped 2019 third-round picks with Seattle in exchange for DE Frank Clark. Traded its first of two second-round picks (No. 61) and a fifth-round pick (No. 167) to the Los Angeles Rams for the No. 56 pick (Hardman). Acquired the No. 84 pick (Saunders) from Seattle in the Clark trade. In 2016, sent WR Rod Streater to San Francisco and swapped seventh-round picks for the No. 216 pick (Allegretti).

2018

1	To Buffalo in 2017 Patrick Mahomes trade.			
2	LB	Breeland Speaks	46	Mississippi
3a	DT	Derrick Nnadi	75	Florida State
3b	LB	Dorian O'Daniel	100	Clemson
4	S	Armani Watts	124	Texas A&M
6a	CB	Tremon Smith	196	Central Arkansas
6b	OL	Kahlil McKenzie	198	Tennessee

Traded the No. 54 pick and a third-round pick (No. 78, obtained from Redskins) to Bengals for the No. 46 pick (Speaks) and a third-round pick, 100th overall (O'Daniel). Traded the No. 86 pick and 122nd pick to Ravens for the No. 75 pick, obtained from Raiders (Nnadi). Traded a seventh-round pick (No. 233, obtained from Cardinals) and a seventh-round pick (No. 243, obtained from Titans) to Patriots for the No. 198 pick, obtained from Rams (McKenzie).

2017

1	QB	Parick Mahomes II	10	Texas Tech
2	DL	Tanoh Kpassagnon	59	Villanova
3	RB	Kareem Hunt	86	Toledo
4	WR	Jehu Chesson	139	Michigan
5	LB	Ukeme Eligwe	183	Georgia Southern
6	DB	Leon McQuay III	218	USC

Traded its first-round pick (27th overall), a third-round pick (91st overall) and a 2018 first-round pick to Buffalo in exchange for a first-round pick (Mahomes). Traded its third-round compensatory selection (104th overall), its fourth-round pick (86th overall) and its final pick in the seventh-round (245th overall) for a third-round pick (Hunt). Obtained the 183rd pick (Eligwe) from New England in TE James O'Shaughnessy trade. Traded two fifth-round picks (170 and 180 overall) for a fourth-round pick (Chesson).

2016

1	To San Francisco in first-round trade.			
2	DL	Chris Jones	37	Mississippi State
3	CB	KeiVarae Russell	74	Notre Dame
4a	OL	Parker Ehinger	105	Cincinnati
4b	DB	Eric Murray	106	Minnesota

4c	WR	Demarcus Robinson	126	Florida
5a	QB	Kevin Hogan	162	Stanford
5b	RB	Tyreek Hill	165	West Alabama
6a	DB	D.J. White	178	Georgia Tech
6b	LB	Dadi Nicolas	203	Virginia Tech

Sent its first-round pick (28th overall) to San Francisco in exchange for a second-round pick (Jones), fourth-round pick (Ehinger) and a sixth-round pick (White). Also sent its sixth-round pick (249th overall) as part of the trade. Obtained a third-round pick (Russell) and fourth-round pick (Murray) from Tampa Bay in exchange for a second-round pick (59th overall).

2015

1	CB	Marcus Peters	18	Washington
2	C	Mitch Morse	49	Missouri
3a	WR	Chris Conley	76	Georgia
3b	CB	Steven Nelson	98	Oregon State
4	LB	Ramik Wilson	118	Georgia
5a	LB	D.J. Alexander	172	Oregon State
5b	TE	James O'Shaughnessy	173	Illinois State
6	DL	Rakeem Nunez-Roches	217	Southern Mississippi
7	WR	Da'Ron Brown	233	Northern Illinois

Sent original third-round (80th overall) pick and sixth-round (193rd overall) pick to Minnesota in exchange for Minnesota's third round pick (Conley). Picks 3b (Nelson), 5a (Alexander), 5b (O'Shaughnessy) and 6 (Nunez-Roches) were compensatory selections for 2014 free agency losses.

2014

1	LB	Dee Ford	23	Auburn
3	CB	Phillip Gaines	87	Rice
4	RB/WR	De'Anthony Thomas	124	Oregon
5	QB	Aaron Murray	163	Georgia
6a	G	Zach Fulton	193	Tennessee
6b	T	Laurent Duvernay-Tardif	200	McGill

Sent a second-round selection (56th overall) to San Francisco in the 2013 QB Alex Smith trade. Obtained Dallas' sixth-round selection (Fulton) in the 2013 LB Edgar Jones trade. Sent seventh-round pick (238th overall) to Dallas as part of the 2013 Jones trade.

2013

1	T	Eric Fisher	1	Central Michigan
3a	TE	Travis Kelce	63	Cincinnati
3b	RB	Knile Davis	96	Arkansas
4	LB	Nico Johnson	99	Alabama
5	DB	Sanders Commings	134	Georgia
6a	OL	Eric Kush	170	California (Pa.)
6b	FB	Braden Wilson	204	Kansas State
7	LB	Mike Catapano	207	Princeton

Sent a second-round selection (34th overall) to San Francisco in the 2013 QB Alex Smith trade. Picks 3b (Davis) and 6b (Wilson) were compensatory selections for 2012 free agent losses.

2012

1	DT	Dontari Poe	11	Memphis
2	OL	Jeff Allen	44	Illinois
3	OL	Donald Stephenson	74	Oklahoma
4	WR	Devon Wylie	107	Fresno State
5	DB	De'Quan Menzie	146	Alabama
6	RB	Cyrus Gray	182	Texas A&M
7a	DT	Jerome Long	218	San Diego State
7b	WR	Junior Hemingway	238	Michigan

Obtained a seventh-round selection (Hemingway) from New England in the 2010 S Jarrad Page trade.

2011

1	WR	Jonathan Baldwin	26	Pittsburgh
2	OL	Rodney Hudson	55	Florida State
3a	LB	Justin Houston	70	Georgia
3b	DL	Allen Bailey	86	Miami

4	CB	Jalil Brown	118	Colorado
5a	QB	Ricky Stanzi	135	Iowa
5b	LB	Gabe Miller	140	Oregon State
6	DL	Jerrell Powe	199	Mississippi
7	FB	Shane Bannon	223	Yale

Sent original first-round pick (21st overall) to Cleveland in exchange for Cleveland's first-round pick (Baldwin) and Cleveland's third-round pick (Houston). The first-round pick became the 26th overall when Baltimore passed on its selection. Obtained a fifth-round selection (Stanzi) from Tampa Bay in the 2010 DE Alex Magee trade. Obtained Detroit's fifth-round pick (Miller) via NFL ruling in favor of the Chiefs. Pick 6 (Powe) was a compensatory selection for 2010 free agent losses.

2010

1	S	Eric Berry	5	Tennessee
2a	WR	Dexter McCluster	36	Mississippi
2b	CB	Javier Arenas	50	Alabama
3a	G/C	Jon Asamoah	68	Illinois
3b	TE	Tony Moeaki	93	Iowa

4 To Houston in third-round trade.
 5a **DB** **Kendrick Lewis** **136** **Mississippi**
 5b LB Cameron Sheffield 142 Troy
 6 To Miami in 2009 C/G Andy Alleman and G/T Ikechuku Nduke trade.
 7 To Miami in 2009 seventh-round trade.
 Obtained a second-round selection (Arenas) from Atlanta in the 2009 TE Tony Gonzalez trade. Obtained Houston's third-round selection (Moeaki) in exchange for the Chiefs fourth (102nd overall) and fifth-round (144th overall) selections. Obtained a fifth-round selection (Sheffield) from Miami in the 2009 QB Tyler Thigpen trade. Obtained Carolina's fifth-round selection (144th overall) in the 2009 DT Tank Tyler trade. Sent a sixth-round selection (173rd overall) to Miami in the 2009 trade for C/G Andy Alleman and G/T Ikechuku Nduke. Sent a seventh-round selection (212th overall) to Miami in exchange for Miami's seventh-round pick (O'Connell) in 2009.

2009

1	DE	Tyson Jackson	3	Louisiana State
2		To New England in 2009 QB Matt Cassel/LB Mike Vrabel trade.		
3	DE	Alex Magee	67	Purdue
4	S/CB	Donald Washington	102	Ohio State
5	T	Colin Brown	139	Missouri
6	WR	Quinten Lawrence	175	McNeese State
7a	RB	Javarris Williams	212	Tennessee State
7b	TE	Jake O'Connell	237	Miami (OH)
7c	K	Ryan Succop	256	South Carolina

Sent a second-round selection (34th overall) to New England in the 2009 QB Matt Cassel/LB Mike Vrabel trade. Obtained Miami's seventh-round selection (O'Connell) in exchange for the Chiefs seventh-round pick in 2010. Miami obtained that selection in a trade with Carolina. Pick 7c (Succop) was a compensatory selection for 2008 free agent losses.

2008

1a	DT	Glenn Dorsey	5	Louisiana State
1b	T	Branden Albert	15	Virginia
2	CB	Brandon Flowers	35	Virginia Tech
3a	RB	Jamaal Charles	73	Texas
3b	TE	Brad Cottam	76	Tennessee
3c	S	DaJuan Morgan	82	North Carolina St.
4	WR	Will Franklin	105	Missouri
5	CB	Brandon Carr	140	Grand Valley St.
6a	T	Barry Richardson	170	Clemson
6b	WR	Kevin Robinson	182	Utah St.
7a	DE	Brian Johnston	210	Gradner-Webb
7b	TE	Michael Merritt	239	Central Florida

Obtained Minnesota's first-round selection (17th overall), two third-round selections (Charles & Morgan) and a sixth-round selection (Robinson) in the 2008 DE Jared Allen trade. Sent a sixth-round selection (187th overall) to Minnesota in the 2008 DE Jared Allen trade, a pick that was acquired in the 2007 RB Michael Bennett trade. Obtained Detroit's first-round selection (Albert) and Detroit's third-round pick (Cottam) in exchange for first-round pick (17th overall) obtained in 2008 DT Jared Allen trade, original third-round

pick (66th overall) and a fifth-round pick (136th overall) that was obtained from Miami in the 2007 QB Trent Green trade. Acquired the N.Y. Giants seventh-round selection (Merritt) in the 2007 K Lawrence Tynes trade.

2007

1	WR	Dwayne Bowe	23	Louisiana State
2	DE	Turk McBride	54	Tennessee
3a	DT	Tank Tyler	82	North Carolina St.
3b		To St. Louis in 2007 WR Dante Hall trade.		
4		To New Orleans in 2006 RB Michael Bennett trade.		
5a	RB	Kolby Smith	148	Louisville
5b	K	Justin Medlock	160	UCLA
6	T	Herb Taylor	196	TCU
7	TE	Michael Allan	231	Whitworth

Obtained St. Louis' third-round selection (Tyler) and fifth-round selection (Smith) in the 2007 WR Dante Hall trade in exchange for Hall and the Chiefs third-round pick (84th overall). Sent a fourth-round pick (123rd overall) to New Orleans in the 2006 RB Michael Bennett trade.

2006

1	DE	Tamba Hali	20	Penn State
2	S	Bernard Pollard	54	Purdue
3	QB	Brodie Croyle	85	Alabama
4		To N.Y. Jets in compensation for Herm Edwards.		
5	CB	Marcus Maxey	154	Miami (Fla.)
6a	G	Tre Stallings	186	Mississippi
6b	WR	Jeff Webb	190	San Diego State
7	S	Jarrad Page	228	UCLA

Sent fourth-round pick (117th overall) to the N.Y. Jets in compensation for head coach Herm Edwards. Obtained Dallas' sixth-round pick (Stallings) in the 2005 LB Scott Fujita trade.

2005

1	LB	Derrick Johnson	15	Texas
2		To Miami in 2005 CB Patrick Surtain trade.		
3a		To Philadelphia in 2004 T John Welbourn trade.		
3b	P	Dustin Colquitt	99	Tennessee
4	WR	Craphonso Thorpe	116	Florida State
5a	LB	Boomer Grigsby	138	Illinois State
5b		To Tennessee in 2005 DE Carlos Hall trade.		
5c	CB	Alphonso Hodge	147	Miami (Ohio)
6a	T	Will Svitek	187	Stanford
6b	DE	Khari Long	199	Baylor
7a	QB	James Kilian	229	Tulsa
7b	T	Jeremy Parquet	238	Southern Miss.

Obtained CB Patrick Surtain and a fifth-round pick (Grigsby) in exchange for the Chiefs second-round pick (46th overall) and a fifth-round selection (162nd overall). Sent original third-round pick (77th overall) to Philadelphia in 2004 T John Welbourn trade. Pick 3b (Colquitt) was a compensatory selection for 2004 free agent losses. Sent original fifth-round pick (150th overall) to Tennessee in 2005 DE Carlos Hall trade. Obtained a fifth-round selection (Hodge) in 2004 trade with Detroit. Obtained a fifth-round pick (162nd overall) and a sixth-round pick (Long) from Green Bay in 2004 DE R-Kal Truluck trade. Subsequently sent that fifth-round pick to Miami in 2005 CB Patrick Surtain trade. Obtained a seventh-round pick (Parquet) from Green Bay in 2003 CB Derek Combs trade.

2004

1		To Detroit in first-round trade.		
2a	DT	Junior Siavii	36	Oregon
2b	TE	Kris Wilson	61	Pittsburgh
3	LB	Keyaron Fox	93	Georgia Tech
4a	WR	Samie Parker	105	Oregon
4b	DE	Jared Allen	126	Idaho State
5		To Philadelphia in 2004 T John Welbourn trade.		
6	WR	Jeris McIntyre	195	Auburn
7	T	Kevin Sampson	231	Syracuse

Obtained Detroit's second-round pick (Siavii), fourth-round pick (Parker) and a fifth-round pick in 2005 in exchange for the Chiefs first-round pick (30th overall). Sent fifth-round pick (162nd overall) and a third-round pick in 2005 to Philadelphia in 2004 T John Welbourn trade.

2003

1	RB	Larry Johnson	27	Penn State
2	LB	Kawika Mitchell	47	South Florida
3a		To New Orleans in 2002 T Willie Roaf trade.		
3b	CB	Julian Battle	92	Tennessee
4	T	Brett Williams	113	Florida State
5	T	Jordan Black	153	Notre Dame
6	DE	Jimmy Wilkerson	189	Oklahoma
7a	DT	Montique Sharpe	230	Wake Forest
7b	S	Willie Pile	252	Virginia Tech

Obtained Pittsburgh's first-round pick (Johnson), third-round pick (Battle) and sixth-round pick (200th overall - subsequently traded to the N.Y. Jets) in exchange for the Chiefs first-round pick (16th overall). Sent original third-round pick (78th overall) to New Orleans in 2002 T Willie Roaf trade. Sent fifth-round pick (150th overall) and sixth-round pick (200th overall) to the N.Y. Jets in exchange for New York's fifth-round pick (Black) and sixth-round pick (Wilkerson). Sent original sixth-round pick (186th overall) to Dallas in 2002 first-round trade. Pick 7b (Pile) was a compensatory selection for 2002 free agent losses.

2002

1	DT	Ryan Sims	6	North Carolina
2	DT	Eddie Freeman	43	Ala. - Birmingham
3a		To Dallas in first-round trade.		
3b		To St. Louis in compensation for Dick Vermeil.		
4	FB	Omar Easy	107	Penn State
5	LB	Scott Fujita	143	California
6		To St. Louis in 2001 QB Joe Germaine trade.		
7	LB	Maurice Rodriguez	221	Fresno State

Obtained Dallas' first-round pick (Sims) in exchange for the Chiefs first-round pick (8th overall), third-round pick (75th overall) and a sixth-round pick in 2003. Obtained a third-round pick (84th overall) from Washington in compensation for Marty Schottenheimer, subsequently sent to St. Louis in compensation for Dick Vermeil. Sent sixth-round pick (183rd overall) to St. Louis in 2001 QB Joe Germaine trade.

2001

1		To St. Louis in 2001 QB Trent Green trade.		
2		To St. Louis in compensation for Dick Vermeil.		
3a	DT	Eric Downing	75	Syracuse
3b	WR	Marvin Minnis	77	Florida State
4a	LB	Monty Beisel	107	Kansas State
4b	FB	George Layne	108	TCU
5a	TE	Billy Baber	141	Virginia
5b	RB	Derrick Blaylock	150	Stephen F. Austin
6	G	Alex Sulfsted	176	Miami (Ohio)
7a	S	Shaunard Harts	212	Boise State
7b	DT	Terdell Sands	243	UT - Chattanooga

Obtained QB Trent Green and St. Louis' fifth-round pick (Blaylock) in exchange for the Chiefs first-round pick (12th overall). Sent second-round pick (42nd overall) to St. Louis in compensation for head coach Dick Vermeil. Obtained third-round pick (Minnis) from Washington in compensation for Marty Schottenheimer. Obtained a fourth-round pick (Layne) from Jacksonville in 2000 G Brenden Stai trade. Pick 7b (Sands) was a compensatory pick for 2000 free agent losses.

2000

1	WR	Sylvester Morris	21	Jackson State
2	CB	William Barteel	54	Oklahoma
3	S	Greg Wesley	85	Ark. - Pine Bluff
4	RB	Frank Moreau	115	Louisville
5a	RB/KR	Dante Hall	153	Texas A&M
5b	CB	Pat Dennis	162	Louisiana - Monroe
6a	T	Darnell Alford	188	Boston College
6b		To St. Louis in '99 TE Mitch Jacoby trade.		
7	WR/KR	Desmond Kitchings	208	Furman

Pick 5b (Dennis) was a compensatory pick for '99 free agent losses. Obtained Miami's sixth-round pick (Alford) in a '99 trade. Sent original sixth-round pick (189th overall) to St. Louis in '99 TE Mitch Jacoby trade. Obtained New Orleans' seventh-round draft choice (Kitchings) as compensation for coach Ron Zook, while

New Orleans obtained Kansas City's original seventh-round pick (228th overall).

1999

1	T	John Tait	14	BYU
2	RB	Mike Cloud	54	Boston College
3a	LB	Gary Stills	75	West Virginia
3b	S/LB	Larry Atkins	84	UCLA
4	WR	Larry Parker	108	USC
5		To Chicago in '98 RB Bam Morris trade.		
6		To Tampa Bay in '98 S Melvin Johnson trade.		
7	G	Eric King	220	Richmond

Obtained Miami's second-round pick (Cloud), a third-round pick (Atkins) and a 2000 sixth-round pick for the Chiefs second-round pick (43rd overall).

1998

1	T	Victor Riley	27	Auburn
2		To Oakland in compensation for restricted free agent DT Chester McGlockton.		
3	RB	Rashaan Shehee	88	Washington
4	LB	Greg Favors	120	Mississippi State
5a	CB	Robert Williams	128	North Carolina
5b		To Green Bay in '97 LB Wayne Simmons trade.		
6	DT	Derrick Ransom	181	Cincinnati
7a	CB	Eric Warfield	216	Nebraska
7b	FB	Ernest Blackwell	224	Missouri

Obtained Chicago's fifth-round pick (Williams) in '97 WR Chris Penn trade. Sent original fifth-round pick (150th overall) to Green Bay in '97 LB Wayne Simmons trade. Pick 7b (Blackwell) was a compensatory pick for '97 free agent losses.

1997

1	TE	Tony Gonzalez	13	California
2	WR	Kevin Lockett	47	Kansas State
3		To Houston in first-round trade.		
4	QB	Pat Barnes	110	California
5a		To Miami in '96 K Pete Stoyanovich trade.		
5b	RB	June Henley	163	Kansas
6a		To Houston in first-round trade.		
6b	WR	Isaac Byrd	195	Kansas
7a		To Pittsburgh in '97 DT Brentson Buckner trade.		
7b		To Pittsburgh in '97 DT Brentson Buckner trade.		
T		Nate Parks	214	Stanford

Obtained Houston's first-round pick (Gonzalez) and fourth-round pick (Barnes) in exchange for the Chiefs first-round (18th overall), third-round (81st overall), fourth-round (116th overall) and sixth-round picks (181st overall). Pick 5b (June Henley) and pick 6b (Byrd) were compensatory picks for '96 free agent losses.

1996

1	S	Jerome Woods	28	Memphis
2	S	Reggie Tongue	58	Oregon State
3a	DT	John Browning	68	West Virginia
3b		To Detroit in '94 S William White trade.		
4	LB	Donnie Edwards	98	UCLA
5	WR	Joe Horn	135	Itawamba J.C.
6a	WR	Dietrich Jells	176	Pittsburgh
6b		To Philadelphia in '95 WR Victor Bailey trade.		
7a	C	Ben Lynch	211	California
7b	C	Jeff Smith	241	Tennessee
7c	DB/KR	Darrell Williams	245	Tennessee St.

Obtained New England's third-round pick (Browning) in exchange for the Chiefs '95 fourth-round pick. Obtained Miami's fourth-round pick (Edwards) and a '97 seventh-round pick for the Chiefs two '96 fourth-round picks (113th overall) and (125th overall). Obtained Arizona's fifth-round pick (Horn) for the Chiefs two '96 fifth-round picks (161st overall) and (162nd overall). Originally obtained Green Bay's fifth-round pick (161st overall) in '95 G/T Lindsay Knapp trade. Obtained Carolina's sixth-round pick (Jells) in exchange for the Chiefs '95 sixth-round pick. Obtained Pittsburgh's seventh-round pick (Lynch) in '95 TE Tracy Greene trade. Pick 7c (Williams) was a compensatory pick for '95 free agent losses.

1995

1	T	Trezelle Jenkins	31	Michigan
2		To Philadelphia in '95 WR Victor Bailey trade.		
3a	WR	Tamarick Vanover	81	Florida State
3b	LB	Troy Dumas	97	Nebraska
4a		To San Francisco in '94 QB Steve Bono trade.		
4b	QB	Steve Stenstrom	134	Stanford
5a	DT	Mike Pelton	155	Auburn
5b	LB	Jerrott Willard	164	California
6a	DT	Bryan Proby	202	Arizona State
6b	DT/G	Tom Barndt	207	Pittsburgh
7		To Tampa Bay in '93 CB Darren Anderson trade.		

Obtained Jacksonville's first-round pick (Jenkins), third-round pick (Dumas), fourth-round pick (Stenstrom) and a '96 fourth-round pick for the Chiefs original first-round pick (19th overall). The fourth-round pick obtained from Philadelphia in second-round Victor Bailey trade was subsequently sent to New England for its highest third-round selection in '96. Pick 5b (Willard), 6a (Proby), and 6b (Barndt) were compensatory picks for '94 free agent losses. The sixth-round pick obtained from Jacksonville in first-round trade was subsequently sent to Carolina for its highest sixth-round pick in '96.

1994

1	RB	Greg Hill	25	Texas A&M
2	RB	Donnell Bennett	58	Miami (Fla.)
3a	WR	Lake Dawson	92	Notre Dame
3b	WR	Chris Penn	96	Tulsa
4	S	Bracy Walker	127	North Carolina
5a	CB	James Burton	151	Fresno State
5b	DT	Rob Waldrop	156	Arizona
6	RB	Anthony Daigle	185	Fresno State
7a	QB	Steve Matthews	199	Memphis State
7b	TE	Tracy Greene	219	Grambling

Obtained San Francisco's third-round pick (Penn) in '93 QB Joe Montana trade. Obtained Minnesota's fifth-round pick (Burton) in '93 RB Barry Word trade. Obtained L.A. Rams seventh-round pick (Matthews) in '93 LB Chris Martin trade.

1993

1		To San Francisco in '93 QB Joe Montana trade.		
2		Used in '92 supplemental draft to select DE Darren Mickell from Florida.		
3	G	Will Shields	74	Nebraska
4	LB	Jaime Fields	103	Washington
5	G/T	Lindsay Knapp	130	Notre Dame
6	RB	Darius Turner	159	Washington
7	WR	Danan Hughes	186	Iowa
8		To Phoenix in '93 CB Jay Taylor trade.		

Obtained QB Joe Montana, S David Whitmore and San Francisco's '94 third-round pick in exchange for the Chiefs first-round pick (18th overall).

1992

1	CB	Dale Carter	20	Tennessee
2	QB	Matt Blundin	40	Virginia
3		To Dallas in second-round trade.		
4	DT	Mike Evans	101	Michigan
5		To Tampa Bay in '91 LB Ervin Randle trade.		
6	WR	Tony Smith	159	Notre Dame
7	LB	Erick Anderson	186	Michigan
8	G/C	Jim Jennings	213	San Diego State
9	C	Jay Leeuwenburg	244	Colorado
10	G	Jerry Ostroski	271	Tulsa
11	DE	Doug Rigby	298	Wyoming
12	DB	Corey Williams	325	Oklahoma State

Obtained Dallas' second-round pick (Blundin) in exchange for the Chiefs second-round (47th overall) and third-round picks (74th overall).

1991

1	RB	Harvey Williams	21	Louisiana State
2	T	Joe Valerio	50	Pennsylvania
3	WR	Tim Barnett	77	Jackson State
4		To Dallas in '89 QB Steve Pelluer trade.		

5	S	Charles Mincy	133	Washington
6	CB	Darrell Malone	162	Jacksonville State
7	CB	Bernard Ellison	189	Nevada
8	T	Tom Dohring	218	Michigan
9	P/K	Robbie Keen	244	California
10	DB	Eric Ramsey	273	Auburn
11	WR	Bobby Olive	300	Ohio State
12	G/T	Ron Shipley	329	New Mexico

1990

1	LB	Percy Snow	13	Michigan State
2	C	Tim Grunhard	40	Notre Dame
3		To Dallas in '89 QB Steve Pelluer trade.		
4	WR	Fred Jones	96	Grambling
5a	T	Derrick Graham	124	Appalachian State
5b	DT	Ken Hackemack	127	Texas
6	DT	Tom Sims	152	Pittsburgh
7	G	Dave Szott	180	Penn State
8		To Buffalo in '88 DE Art Still trade.		
9	RB	Michael Owens	235	Syracuse
10	LB	Craig Hudson	263	Wisconsin
11	RB	Ernest Thompson	291	Georgia Southern
12	WR	Tony Jeffery	318	San Jose State

Obtained Buffalo's fifth-round pick (Hackemack) in '88 DE Art Still trade.

1989

1	LB	Derrick Thomas	4	Alabama
2	QB	Mike Elkins	32	Wake Forest
3	WR	Naz Worthen	60	North Carolina St.
4	CB	Stan Petry	88	TCU
5		To Cleveland in '89 LB Mike Junkin trade.		
6	WR	Robb Thomas	143	Oregon State
7	LB	Ron Sancho	171	Louisiana State
8a	RB	Bryan Tobey	199	Grambling
8b	RB	Todd McNair	220	Temple
9	S	Jack Phillips	227	Alcorn State
10	LB	Rob McGovern	255	Holy Cross
11	CB	Marcus Turner	283	UCLA
12	RB	Bill Jones	311	SW Texas State

Obtained Buffalo's eighth-round pick (McNair) in '88 DE Art Still trade.

1988

1	DE	Neil Smith	2	Nebraska
2		To Detroit in first-round trade.		
3	DB	Kevin Porter	59	Auburn
4a		To Tampa Bay in '88 QB Steve DeBerg trade.		
4b	WR	J.R. Ambrose	96	Mississippi
5		To New Orleans in '87 LB Jack Del Rio trade.		
6	RB	James Saxon	139	San Jose State
7	LB	Troy Stedman	171	Washburn
8	TE	Alfredo Roberts	197	Miami (Fla.)
9	WR	Azizuddin Abdur-Ra'oof	224	Maryland
10	RB	Kenny Gamble	251	Colgate
11	QB	Danny McManus	282	Florida State
12		To Buffalo in '87 CB Charles Romes trade.		

Obtained Detroit's first-round pick (Smith) in exchange for the Chiefs first-round pick (3rd overall) and second-round pick (29th overall). Obtained QB Steve DeBerg from Tampa Bay in exchange for S Mark Robinson and the Chiefs fourth-round pick (86th overall). Obtained Pittsburgh's fourth-round selection (Ambrose) in '88 QB Todd Blackledge trade.

1987

1	RB	Paul Palmer	19	Temple
2	RB	Christian Okoye	35	Azusa Pacific
3	LB	Todd Howard	73	Texas A&M
4		To Houston in second-round trade.		
5a	WR/KR	Kitrick Taylor	128	Washington State
6		To Houston in '86 RB Larry Moriarity trade.		
7	QB	Doug Hudson	186	Nicholls State
8a		To Miami in fifth-round trade.		
8b	RB/KR	Michael Clemons	218	William & Mary
9	DE	Randy Watts	244	Catawba
10	RB	James Evans	271	Southern

11 WR/KR Craig Richardson 298 Eastern Wash.
 12 LB Bruce Holmes 325 Minnesota
 Obtained Houston's second-round pick (Okoye) in exchange for the Chiefs second-round (46th overall) and fourth-round (105th overall) picks. Obtained Miami's fifth-round pick (Taylor) in exchange for the Chiefs fifth-round (132nd overall) and eighth-round (212th overall) picks. Obtained New England's eighth-round pick (Clemons) in '86 TE Willie Scott trade.

1986

1 T Brian Jozwiak 7 West Virginia
 2 LB **Dino Hackett** 35 **Appalachian State**
 3 DE **Leonard Griffin** 63 **Grambling**
 4a C **Tom Baugh** 87 **Southern Illinois**
 4b WR Chas Fox 90 Furman
 5 To San Diego in '83 C Bob Rush trade.
 6a RB Kent Hagood 141 South Carolina
 6b To Washington in '86 C Rick Donnalley trade.
 7 To Cleveland in '86 RB Boyce Green trade.
 8a P **Lewis Colbert** 196 **Auburn**
 8b To Buffalo in eighth-round transaction.
 9 NT/DE Gary Baldinger 229 Wake Forest
 10 NT Isaac Readon 257 Hampton Institute
 11 LB **Aaron Pearson** 285 **Mississippi State**
 12 To Buffalo in eighth-round transaction.

Obtained Houston's fourth-round pick (Baugh). Obtained Washington's sixth-round pick (Hagood). Obtained Buffalo's eighth-round pick (Colbert) in exchange for eighth-round (202nd overall) and 12th-round picks (313th overall).

1985

1 RB Ethan Horton 15 North Carolina
 2 TE **Jonathan Hayes** 41 **Iowa**
 3 To San Diego in '83 C Bob Rush trade.
 4 G **Bob Olderman** 99 **Virginia**
 5a RB **Bruce King** 126 **Purdue**
 5b To Houston in '85 DE Bob Hamm trade.
 6a CB John Bostic 149 Bethune-Cookman
 6b To Houston in '85 DE Bob Hamm trade.
 7a To Dallas.
 7b DE Vincent Thomson 180 Missouri Western
 7c G Dave Heffernan 183 Miami (Fla.)
 7d To Washington for sixth-round choice in '86.
 8 WR Ira Hillary 210 USC
 9 S Mike Armentrout 237 SW Missouri St.
 10 RB Jeff Smith 267 Nebraska
 11 C Chris Jackson 293 Southern Methodist
 12 C Harper LeBel 321 Colorado State

Obtained L.A. Rams fifth-round pick (subsequently traded to Houston) in '83 QB Steve Fuller trade. Obtained Philadelphia's sixth-round pick (Bostic) in '83 TE Al Dixon trade. Obtained N.Y. Jets seventh-round pick (subsequently traded to Dallas) in '85 LB Charles Jackson trade. Obtained San Diego's seventh-round pick (Thomson) in '84 RB Jewerl Thomas trade. Obtained St. Louis' seventh-round pick (subsequently traded to Washington) in '84 LB Thomas Barber trade.

1984 USFL SUPPLEMENTAL

1 T Mark Adickes 5 Baylor
 (L.A. Express)
 2 CB Lupe Sanchez 34 UCLA
 (Arizona Wranglers)
 3 CB Garcia Lane 61 Ohio State
 (Philadelphia Stars)

1984

1a NT **Bill Maas** 5 **Pittsburgh**
 1b T **John Alt** 21 **Iowa**
 2 LB **Scott Radevic** 34 **Penn State**
 3 RB **Herman Heard** 61 **So. Colorado**
 4 S Mark Robinson 90 Penn State
 5a DE Eric Holle 117 Texas
 5b LB Jeff Paine 134 Texas A&M
 6 WR Rufus Stevens 146 Grambling
 7 CB **Kevin Ross** 173 **Temple**

8 S Randy Clark 202 Florida
 9a G/T **Scott Auer** 229 **Michigan State**
 9b TE Dave Hestera 240 Colorado
 10 LB Al Wenglikowski 258 Pittsburgh
 11 RB Bobby Johnson 285 San Jose State
 12 LB Mark Lang 314 Texas
 Obtained the L.A. Rams first-round (Alt) and fifth-round picks (Paine) in '84 CB Gary Green trade. Obtained Green Bay's ninth-round pick (Hestera) in '83 T Charlie Getty trade.

1983

1 QB **Todd Blackledge** 7 **Penn State**
 2 T **David Lutz** 34 **Georgia Tech**
 3 CB **Albert Lewis** 61 **Grambling**
 4 TE Ron Wetzel 92 Arizona State
 5 P **Jim Arnold** 119 **Vanderbilt**
 6 T Ellis Gardner 146 Georgia Tech
 7a RB Ken Thomas 173 San Jose State
 7b RB Daryl Posey 179 Mississippi Coll.
 8 T **Irv Eatman** 204 **UCLA**
 9 C Adam Lingner 231 Illinois
 10 NT Mark Shumate 257 Wisconsin
 11 DE Dwayne Jackson 284 South Carolina St.
 12 OT Kenny Jones 315 Tennessee
 Obtained CB Lucious Smith, RB Jewerl Thomas and L.A. Rams fifth-round pick in '85 in exchange for QB Steve Fuller and CB Eric Harris. Obtained New Orleans' seventh-round pick (Posey) in '82 LB Whitney Paul trade.

1982

1 WR **Anthony Hancock** 11 **Tennessee**
 2 LB **Calvin Daniels** 46 **North Carolina**
 3 To St. Louis in first-round trade.
 4a LB Louis Haynes 100 North Texas State
 4b LB Stuart Anderson 104 Virginia
 5 RB Del Thompson 130 Texas - El Paso
 6 S Durwood Roquemore 157 Texas A&I
 7 NT Greg Smith 184 Kansas
 8 WR Case deBrujin 214 Idaho State
 9 T Lyndie Byford 241 Oklahoma
 10 WR Larry Brodsky 268 Miami (Fla.)
 11 CB Bob Carter 297 Arizona
 12 S Mike Miller 324 SW Texas State
 Obtained St. Louis' first-round pick (Hancock) in exchange for the Chiefs first-round (16th overall) and third-round picks (73rd overall). Obtained Denver's fourth-round pick (Anderson) in '81 RB Tony Reed trade.

1981

1 TE **Willie Scott** 14 **South Carolina**
 2 RB **Joe Delaney** 41 **NO Louisiana**
 3a TE Marvin Harvey 70 So. Mississippi
 3b T Roger Taylor 75 Oklahoma State
 3c DB **Lloyd Burruss** 78 **Maryland**
 4 WR Ron Washington 97 Arizona State
 5 T/C Todd Thomas 124 North Dakota
 6 NT Dock Luckie 153 Florida
 7 RB **Billy Jackson** 180 **Alabama**
 8 WR David Dorn 206 Rutgers
 9 DB Tony Vereen 237 SE Louisiana
 10 G Les Studdard 262 Texas
 11 DE Frank Case 289 Penn State
 12 QB Bob Gagliano 319 Utah State
 Obtained Denver's third-round pick (Taylor) in '81 RB Tony Reed trade. Obtained L.A. Rams third-round pick (Burruss) in '80 TE Walter White trade.

1980

1 G **Brad Budde** 11 **USC**
 2 To Houston in '79 QB Steve Fuller trade.
 3 RB **James Hadnot** 66 **Texas Tech**
 4 LB Dave Klug 94 Concordia
 5a WR **Carlos Carson** 114 **Louisiana State**
 5b DE Dan Pensick 115 Nebraska
 5c To Detroit in '80 C Larry Tearry trade.
 6a WR Bubba Garcia 147 Texas-El Paso

6b	RB	Larry Heater	164	Arizona
7		To L.A. Rams in '80 TE Walter White trade.		
8	LB	Sam Stepany	203	Boston University
9a		To Detroit in '80 C Larry Tearry trade.		
9b	WR	Tom Donovan	230	Penn State
10	T	Rob Martinovich	261	Notre Dame
11	NT	Dale Markham	287	North Dakota
12	LB	Mike Brewington	314	East Carolina

Obtained Baltimore's fifth-round pick (Carson) in exchange for RB Mark Bailey. Obtained St. Louis' fifth-round pick (Pensick). Obtained L.A. Rams sixth-round pick (Heater) and a third-round pick in '81 in exchange for TE Walter White and a seventh-round pick (176th overall).

1979

1a	DE	Mike Bell	2	Colorado State
1b	QB	Steve Fuller	23	Clemson
2		To Houston in first-round trade.		
3		To L.A. Rams in '79 NT Stan Johnson trade.		
4	LB	Frank Manumaleuga	85	San Jose State
5	RB	Earl Grant	112	Missouri
6	WR	Robert Gaines	140	Washington
7	DE	Ken Kremer	167	Ball State
8a	RB	Mike Williams	195	New Mexico
8b	G	Robert Brewer	218	Temple
9a	TE	James Folston	222	Cameron State
9b	T	Joe Robinson	229	Ohio State
10a	LB	Michael DuPree	251	Florida
10b	S	Gerald Jackson	260	Mississippi State
10c	WR	Larry Willis	268	Alcorn State
11	WR	Stan Rome	277	Clemson
12	RB	Michael Forrest	305	Arkansas

Obtained Houston's first-round pick (Fuller) in exchange for the Chiefs second-round (31st overall) and an '80 second-round picks. Obtained St. Louis' eighth-round pick (Brewer) in '79 LB Jimbo Elrod trade. Obtained New Orleans' ninth-round pick (Robinson) in '78 DT Keith Simmons trade. Obtained Washington's 10th-round pick (Jackson).

1978

1	DE	Art Still	2	Kentucky
2	DT/DE	Sylvester Hicks	29	Tennessee
3	LB	Gary Spani	58	Kansas State
4a	LB	Danny Johnson	85	Tennessee State
4b	QB	Pete Woods	104	Missouri
5a	WR	Jerrold McRae	112	Tennessee State
5b	DT	Dwight Carey	118	Texas - Arlington
5c	WR/KR	Robert Woods	134	Grambling
6		To Chicago in fourth-round trade.		
7a	DB	Ricky Odom	168	USC
7b	WR	Bill Kellar	184	Stanford
8	RB	John Henry White	195	Louisiana Tech
9	T	Larry Brown	224	Miami (Fla.)
10	DE/DT	Earl Bryant	251	Jackson State
11	S	Ray Milo	280	New Mexico State
12	C	Willie Brock	307	Colorado

Obtained Chicago's fourth-round pick (P. Woods) in exchange for the Chiefs fifth-round (131st overall) and sixth-round picks (139th overall). Obtained Philadelphia's fifth-round pick (Carey) in '77 DT Cliff Frazier trade. Obtained Baltimore's fifth-round pick (R. Woods) in '78 LB Willie Lanier trade. Obtained Washington's seventh-round pick (Kellar).

1977

1	CB	Gary Green	10	Baylor
2	RB	Tony Reed	37	Colorado
3	LB	Thomas Howard	67	Texas Tech
4a	RB	Mark Bailey	92	Cal St. Long Beach
4b	TE	Tony Samuels	94	Bethune-Cookman
4c	G	Darlus Helton	95	N. Carolina Central
4d	DB	Eric Harris	104	Memphis St.
5		To Pittsburgh in '76 RB Tommy Reamon trade.		
6a	DE	Rick Burleson	150	Texas
6b	RB	Andre Herrera	167	Southern Illinois
7	S	Chris Golub	177	Kansas

8a	LB	Ron Olsonoski	204	Saint Thomas
8b	WR	Waddell Smith	215	Kansas
9a	DE	Derrick Glanton	226	Bishop
9b	T	Dave Green	234	New Mexico
10	QB	Mark Vitali	261	Purdue
11	WR	Maurice Mitchell	288	Northern Michigan
12	LB	Raymond Burks	318	UCLA

Obtained Philadelphia's fourth-round pick (Bailey) and a '78 fifth-round pick in '77 DT Cliff Frazier trade. Obtained Houston's fourth-round pick (Helton) in '75 WR Elmo Wright trade. Obtained Washington's fourth-round pick (Harris) in '74 T Jim Tyrer trade. Obtained Chicago's sixth-round pick (Herrera) in '77 RB Tommy Reamon trade. Obtained Washington's eighth-round pick (Smith) in '76 DE John Matuszak trade. Obtained Buffalo's ninth-round pick (Glanton) in '75 DB Doug Jones trade.

1976

1	G	Rod Walters	14	Iowa
2	DT	Cliff Frazier	41	UCLA
3a	DT	Keith Simons	63	Minnesota
3b		To Green Bay in '75 RB MacArthur Lane trade.		
3c	S	Gary Barbaro	74	Nicholls State
3d	WR	Henry Marshall	79	Missouri
4		To Cincinnati in '75 LB Ken Avery trade.		
5a	DT	Willie Lee	137	Bethune-Cookman
5b	LB	Jimbo Elrod	144	Oklahoma
6a	CB	Steve Taylor	166	Kansas
6b	LB	Bob Gregolunas	167	Northern Illinois
6c	T	Calvin Harper	172	Illinois State
7	RB	Rod Wellington	196	Iowa
8	C	Orrin Olsen	222	BYU
9	CB	Tim Collier	249	East Texas State
10	DE	Whitney Paul	277	Colorado
11	TE	Bob Squires	304	Hastings
12	WR	Harold Porter	331	SW Louisiana
13	QB	Joe Bruner	361	NE Louisiana
14	T	Rick Thurman	388	Texas
15	LB	Dave Rozumek	415	New Hampshire
16	DB/P	Dennis Anderson	445	Arizona
17	RB	Pat McNeil	472	Baylor

Obtained San Francisco's third-round pick (Simons) and G Randy Beiser in '75 CB Nate Allen trade. Obtained Green Bay's third-round pick (Barbaro) in '74 QB Dean Carlson trade. Obtained Houston's third-round pick (Marshall) in '75 DE John Matuszak trade. Obtained Houston's fifth-round pick (Elrod), sixth-round pick (Taylor) and a '77 fourth-round pick in '75 WR Elmo Wright trade. Obtained Washington's sixth-round pick (Harper) in '74 T Jim Tyrer trade.

1975

1		To Houston in '74 DE John Matuszak trade.		
2	TE	Elmore Stephens	34	Kentucky
3	DT	Cornelius Walker	59	Rice
4		To Denver in '74 LB Tom Graham trade.		
5		To Los Angeles in '74 T Jim Nicholson trade.		
6a	RB	Morris LaGrand	137	Tampa
6b	DE	Dave Wasick	139	San Jose State
7		To Houston in '74 RB Bill Thomas trade.		
8a		To Pittsburgh in '74 WR Barry Pearson trade.		
8b	T	Wayne Hoffman	189	Oklahoma
9		To Cleveland in '74 DE Bob Briggs trade.		
10		To Denver in '74 T Tom Drougas trade.		
11	G	Dale Hegland	268	Minnesota
12	RB	James Rackley	293	Florida A&M
13	LB	John Snider	318	Stanford
14	G	Gene Moshler	346	Vanderbilt
15		To Pittsburgh in '74 DT Tom Keating trade.		
16	DE	Mark Petersen	396	Illinois
17	S	Mike Bulino	424	Pittsburgh

Obtained DE John Matuszak in exchange for DT Curley Culp and the Chiefs first-round pick (sixth overall). Obtained San Francisco's sixth-round pick (Wasick) in '74 WR Robert West trade. Obtained Washington's eighth-round (Hoffman), '76 sixth-round and '77 fourth-round picks in '74 T Jim Tyrer trade. Obtained T Tom Drougas and LB Tom Graham in exchange for the Chiefs 10th-round pick (240th overall).

1974

1	RB	Woody Green	16	Arizona State
2	T	Charlie Getty	41	Penn State
3	QB	Dave Jaynes	66	Kansas
4	T	Matt Herkenhoff	94	Minnesota
5		To N.Y. Giants in '73 G/T Wayne Walton trade.		
6a	RB	Jay Washington	131	Clemson
6b		To Washington.		
7	DE	LeRoy Hegge	172	S. Dakota (Springfield)
8		To N.Y. Jets in '73 DE Gerry Philbin trade.		
9	RB	J.J. Jennings	222	Rutgers
10	G	Tom Condon	250	Boston College
11	RB	Bob Thornbladh	275	Michigan
12	WR	Carl Brown	300	West Texas State
13	LB	Norm Romagnoli	328	Kentucky State
14	G	Frank Pomarico	353	Notre Dame
15	LB	Lem Burnham	378	U.S. International
16	G	Barry Beers	405	William & Mary
17	KR	Dave Langner	431	Auburn

Obtained New Orleans' sixth-round pick (Washington).

1973

1		To Chicago in '72 DT George Seals trade.		
2a	TE	Gary Butler	27	Rice
2b		To Los Angeles in '73 RB Willie Ellison trade.		
3a		To Baltimore in '73 WR Eldridge Dickey trade.		
3b	T/G	Paul Krause	72	Central Michigan
4a	DE	John Lohmeyer	89	Emporia State
4b		To Los Angeles in '73 QB Pete Beathard trade.		
5	DE	Fred Grambau	120	Michigan
6	DB	Doug Jones	145	San Fernando Valley
St.				
7	C	Donn Smith	173	Purdue
8	LB	Al Palewicz	197	Miami (Fla.)
9	G	Bill Story	223	Southern Illinois
10	CB	Willie Osley	251	Illinois
11		Choice nullified.		
12	DT	Tom Ramsey	301	Northern Arizona
13	CB	Paul Mettallo	329	Massachusetts
14	WR	Albert White	354	Fort Valley State
15		To Buffalo for previous considerations.		
16	LB	Wilbur Grooms	407	Tampa
17	DE/TE	Clayton Korver	431	SMU

Obtained Houston's second-round pick (Butler). Obtained RB Willie Ellison and CB Bob Stein in exchange for the Chiefs second-round pick. Obtained Cleveland's third-round pick (Krause) in '72 WR Frank Pitts trade. Obtained Minnesota's fourth-round pick (Lohmeyer) in '73 K Mike Eisheid trade.

1972

1	RB	Jeff Kinney	23	Nebraska
2		To New England for previous considerations.		
3		To Houston in '71 TE Willie Frazier trade.		
4a	WR	Andy Hamilton	97	Louisiana State
4b		To New Orleans in consideration of Charles Williams.		
5	DE/LB	Milton Davis	127	Texas - Arlington
6	DE	John Kahler	153	Long Beach State
7	QB	Dean Carlson	179	Iowa State
8	G	Scott Mahoney	205	Colorado
9	DT	Dave Taylor	231	Weber State
10	T	Richard Ruppert	257	Hawaii
11	T	Elbert Walker	283	Wisconsin
12	DT	Mike Williams	309	Oregon
13	DB	Tyler Hellams	335	South Carolina
14	LB	Dave Chaney	360	San Jose State
15	DB	Larry Marshall	387	Md-Eastern Shore
16	DE	Bob Johnson	413	Hanover
17	LB	Ted Washington	439	Miss. Valley St.

Obtained Cleveland's fourth-round pick (Hamilton) and a '73 third-round pick in '72 WR Frank Pitts trade.

1971

1	WR	Elmo Wright	16	Houston
2a	DT	Wilbur Young	39	William Penn

2b	DE	Scott Lewis	42	Grambling
3		To Cleveland in '70 DE Marvin Upshaw trade.		
4	TE	David Robinson	94	Jacksonville State
5	RB	Mike Adamle	120	Northwestern
6	CB	Kerry Reardon	146	Iowa
7		To New Orleans in '71 RB Jim Otis trade.		
8a	S	Mike Sensibaugh	191	Ohio State
8b	S	Rick Telander	198	Northwestern
9	T	Alvin Hawes	224	Minnesota
10	WR	Bruce Jankowski	250	Ohio State
11	CB	Nate Allen	276	Texas Southern
12	RB	Tony Esposito	302	Pittsburgh
13	QB	Chuck Hixson	328	SMU
14	DE	Bruce Bergey	354	UCLA
15	CB/S	Mike Montgomery	380	SW Texas State
16	G	Darrell Jansonius	406	Iowa State
17	DB	+Travis Hill	432	Prairie View A&M

Obtained San Diego's second-round pick (Young) in '70 RB Mike Garrett trade. Obtained Denver's eighth-round pick (Sensibaugh).

1970

1	T	Sid Smith	26	USC
2	LB	Clyde Werner	52	Washington
3a	DE	Billy Bob Barnett	61	Texas A&M
3b	CB	David Hadley	78	Alcorn A&M
4		To Cincinnati in '69 RB Warren McVea trade.		
5	C	Mike Oriard	130	Notre Dame
6	DT/DE	Robert Hews	156	Princeton
7	WR	Clyde Glosson	182	Texas - El Paso
8a	CB	Fred Barry	193	Boston University
8b		To Denver in '69 T Walt Barnes trade.		
9	T	Charley Evans	234	Texas Tech
10	G	Bob Stankovich	259	Arkansas
11	RB	Bill O'Neal	285	Grambling
12	G	Rodney Fedorchak	312	Pittsburgh
13	DE	Troy Patridge	338	Texas - Arlington
14	RB	Glen Dumont	364	Amer. International
15	DB	Bob Liggett	390	Nebraska
16	LB	Randy Ross	416	Kansas State
17	S	Rayford Jenkins	442	Alcorn A&M

Obtained San Francisco's third-round pick (Barnett) in '69 KR Noland Smith trade. Obtained Denver's eighth-round pick (Barry) in '69 T Walt Barnes trade.

1969

1	CB	Jim Marsalis	23	Tennessee State
2	RB	Ed Podolak	48	Iowa
3	TE	Morris Stroud	76	Clark (Ga.)
4a		To Denver in '68 DT Curley Culp trade.		
4b	C	Jack Rudnay	101	Northwestern
5	LB	Bob Stein	126	Minnesota
6	RB	John Pleasant	155	Alabama State
7	WR	Tom Nettles	179	San Diego State
8a	T	Clanton King	204	Purdue
8b	DB	Maurice LeBlanc	206	Louisiana State
9	G	Dan Klepper	231	Nebraska - Omaha
10	DT	John Sponheimer	257	Cornell
11	DE	Skip Wupper	282	C.W. Post
12	LB	John Lavin	309	Notre Dame
13	G	Rick Piland	335	Virginia Tech
14	CB	Al Bream	360	Iowa
15	T	Leland Winston	388	Rice
16	CB	Uriel Johnson	413	Prairie View
17	CB	Ralph Jenkins	438	Tuskegee

Obtained Boston's fourth-round pick (subsequently traded to Denver). Obtained Oakland's eighth-round pick (LeBlanc).

1968

1a	G	Maurice (Mo) Moorman	19	Texas A&M
1b	G	George Daney	22	Texas-El Paso
2	QB	Mike Livingston	48	SMU
3		To Denver in '68 RB Wendell Hayes trade.		
4a	TE	Mickey McCarty	90	TCU
4b		To Denver in '68 RB Wendell Hayes trade.		
5		To Buffalo in '68 G Remi Prudhomme trade.		
6		To Cincinnati in '68 NFL Expansion Draft.		

7	DB	Sam Grezaffi	184	Louisiana State
8	C	Lindon Endsley	213	North Texas State
9	LB	Wayne (Mac) McClure	239	Mississippi
10	WR	Jack Gehrke	265	Utah
11	DE	Tom Nosewicz	294	Tulane
12	DB	Bobby Johns	320	Alabama
13	WR	Jim Kavanagh	346	Boston College
14	RB	Robert Holmes	375	Southern
15	C	Bill Chambless	401	Miami (Fla.)
16	T	Pat Talburt	427	SW Missouri State
17	RB	Wesley Williams	456	Texas Southern

Obtained Houston's first-round pick (Daney), QB Jacky Lee and DT Ernie Ladd in exchange for QB Pete Beathard. Obtained RB Wendell Hayes and DB Goldie Sellers in exchange for the Chiefs third and fourth-round picks. Obtained Buffalo's fourth-round pick (McCarty).

1967

1	DT	Gene Trosch	24	Miami
2a	LB	Jim Lynch	47	Notre Dame
2b	LB	Willie Lanier	50	Morgan State
3	TE	Billy Masters	77	Louisiana State
4	G	Ron Zwernemann	104	East Texas State
5		To Buffalo for previous considerations.		
6	KR	Noland Smith	156	Tennessee State
7	C	Richard Erickson	183	Wisconsin - Stout
8	T	Thomas Altmeier	209	Luther
9	DT	Ed Pope	235	Jackson State
10		To Houston in '66 C Wayne Frazier trade.		
11	G	William Braswell	286	Auburn
12a	G	Richard Kolowski	303	Lake Forest
12b	WR	Kent Lashley	313	Oklahoma
13	RB	Linwood Simmons	339	Edward Waters
14	DT	John Bishop	365	Delta State
15	FB	Denny Capponi	391	Xavier
16	HB	Charlie Noggle	417	North Carolina St.
17	WR	David Lattin	443	Texas Western

Obtained Boston's second-round pick (Lynch). Obtained San Diego's 12th-round pick (Kolowski).

1966

1	DE	Aaron Brown		Minnesota
2	T	Francis Peay		Missouri
3	T	Walt Barnes		Nebraska
4	HB	Elijah Gipson		Bethune - Cookman
5	G	Doug Van Horn		Ohio State
6	C	John Osmond		Tulsa
7	K	Charles Gogolak		Princeton
8	DB	Fletcher Smith		Tennessee State
9	E/DB	Dick Smith		Northwestern
10	DB	Fred Dawston		South Carolina St.
11	DB	Willie Ray Smith		Kansas
12	DB	Bill Bonds		McMurry
13	E/K	Wayne Walker		NW Louisiana
14	FB	Charles Harraway		San Jose State
15	G	Bruce Van Dyke		Missouri
16	FB	Tom Barington		Ohio State
17	FB	Walt Garrison		Oklahoma State
18	DB	Hal Seymour		Florida
19	E	Bob Dunlevy		West Virginia
20	RB	Mike Garrett		USC

1966 REDSHIRTS

1	E/DB	George Youngblood		Cal St. Los Angeles
2	T	Robert Pickens		Nebraska
3	K	Jan Stenerud		Montana State
4	HB	Dan Berry		California
5	LB	Lynn Senkbell		Nebraska
6	DB	Dick Reding		NW Louisiana
7	T	Bill Ogle		Stanford
8	DB	Mel Myricks		Washburn
9	DT	Perry Parks		Cal St. Los Angeles
10	K	Elmer Collett		Cal St. SF
11	T	Denis Moore		USC

1965

1	RB	Gale Sayers	5	Kansas
2a	G	Jack Chapple	13	Stanford
2b	LB	Ron Caveness	16	Arkansas
3	FB	Mike Curtis	21	Duke
4a	WR	Otis Taylor	29	Prairie View A&M
4b	WR	Frank Pitts	32	Southern
5	HB	Smith Reed	37	Alcorn State
6	DB	Mickey Sutton	45	Auburn
7a	WR	Gloster Richardson	49	Jackson St.
7b	DB/K	Lou Bobich	53	Michigan State
8	QB/K	Danny Thomas	61	SMU
9	C	Joe Cerne	69	Northwestern
10	DB	Bob Howard	77	Stanford
11	T	Al Piriano	85	Wisconsin
12	LB	Mike Cox	93	Iowa State
13	DB/E	Robert Bonds	101	San Jose State
14	DB	Fred Dotson	109	Wiley
15	G	Dave Powless	117	Illinois
16	T	Stan Irvine	125	Colorado
17	LB	Don Croftcheck	133	Indiana
18	TE	Jerry Smith	141	Arizona State
19	C	Mike Alford	149	Auburn
20	HB	Bill Symons	157	Colorado

Obtained Buffalo's second-round pick (Caveness). Obtained Buffalo's fourth-round pick (Pitts). Obtained Houston's seventh-round pick (Richardson).

1965 REDSHIRTS

1	DT	Alphonse Dotson		Grambling
2	DT	Frank Cornish		Grambling
3	HB	Henry Carr		Arizona State
4	T	Steve Cox		South Carolina
5	E	John Thomas		Southern California
6	G	John Wilbur		Stanford
7	HB	Bill Moore		Mississippi State
8	DB	Roosevelt Ellerbe		Iowa State
9	HB	Bruce McLenna		Hillsdale
10	E	Chuck Drulis		Duke
11	E	Bill Scott		NE Oklahoma
12	HB	Lonnie Price		SW Louisiana

1964

1	QB	Pete Beathard	2	USC
2	E	Billy Martin	10	Georgia Tech
3	T	Ken Kortas	18	Louisville
4	T	Ed Lothamer	26	Michigan State
5		To Buffalo.		
6a	DB	Duke Carlisle	42	Texas
6b	RB	Joe Don Looney	44	Oklahoma
7	E	John Simon	50	Notre Dame
8	WR	Hal Bedsole	58	USC
9	T	Tony DiMidio	66	West Chester State
10a	E	Clay Stephens	73	Notre Dame
10b		To San Diego.		
11	LB	Tommy Crutcher	82	Texas Christian
12a		To Buffalo.		
12b	E	Jake Adams	93	Virginia Tech
13a	C	Orville Hudson	98	East Texas St.
13b	HB	Jay Wilkinson	102	Duke
14	HB	*Paul Costa	106	Notre Dame
15	FB	*Jim Snowden	114	Notre Dame
16	QB	*Roger Staubach	122	Navy
17	T	Jack Peterson	130	Nebraska - Omaha
18	T	*Jerry Knoll	138	Washington
19	E	*Jerry Lamb	146	Arkansas
20a	E	*Sandy Sands	153	Texas
20b	HB	*Bob Hohn	154	Nebraska
21	T	*Bob Burrows	162	East Texas State
22	T	*Dick Evers	170	Colorado State
23	E	*Bud Abell	178	Missouri
24	T	*Robert Young	186	Austin
25	T	*Jerry McClurg	194	Colorado
26	HB	*Phil Zera	202	St. Joseph's (IN)

Obtained Buffalo's sixth-round pick (Carlisle). Obtained Denver's 10th-round pick (Stephens). Obtained Boston's 12th-round pick

(Adams) in '63 T Gerry DeLuca trade. Obtained Houston's 13th-round pick (Hudson). Obtained Denver's 20th-round pick (Hohn).

1963

1a	DT	Buck Buchanan	1	Grambling
1b	G	Ed Budde	8	Michigan State
2	T	Walter Rock	16	Maryland
3	T	Don Brumm	24	Purdue
4	G	Daryl Sanders	32	Ohio State
5	E	John Campbell	40	Minnesota
6		To Buffalo.		
7	LB	Bobby Bell	56	Minnesota
8	HB	John Sklopan	64	Southern Miss.
9	E	Jan Barrett	72	Fresno State
10	T	Curt Farrier	80	Montana State
11a	RB	Lindy Infante	81	Florida
11b	P/FB	Jerrel Wilson	88	Southern Miss.
12		To New York.		
13	G	Dennis Ward	104	Oklahoma
14a	HB	Stone Johnson	105	Grambling
14b	HB	*Jim (Preacher) Pilot	112	New Mexico State
15	HB	*Joe Auer	120	Georgia Tech
16	E	*Mel Profit	128	UCLA
17	QB	Billy Moore	136	Arkansas
18	T	Bill Freeman	144	Southern Miss.
19		To Denver.		
20	T	*Lowell Vaught	160	SW Louisiana
21	T	*Ernie Boghetti	168	Pittsburgh
22	T	*John Maczuzak	176	Pittsburgh
23	HB	Bob Yaksick	184	Rutgers
24	T	Dave Hill	192	Auburn
25	LB	*John Hughes	200	SMU
26	C	*Tumley Todd	208	Virginia
27	E	*Billy Clay	216	Arkansas
28	E	*Gordon Scarborough	224	East Texas State
29	HB	*John Sisk	232	Miami (FL)

Obtained Oakland's first-round pick (Buchanan) in '62 QB Cotton Davidson trade. Obtained Oakland's 11th-round selection (Infante). Infante was subsequently traded to Buffalo in exchange for RB Ronnie Goodwin (11th-round pick - Buffalo). G Dennis Ward was subsequently traded to Houston. Obtained Oakland's 14th-round pick (Johnson).

1962

1	HB	Ronnie Bull	3	Baylor
2	E	Bill Miller	11	Miami (Fla.)
3	QB	Eddie Wilson	19	Arizona
4a	T	Charles Hinton	27	N. Carolina Central
4b	C	Irv Goode	28	Kentucky
5	T	Bobby Plummer	35	TCU
6	T	Al Hinton	43	Iowa
7		To San Diego.		
8	T	Larry Bowie	59	Purdue
9	T	Marshall Shirk	67	UCLA
10	HB	James Saxton	75	Texas
11a	QB	Bobby Hunt	81	Auburn
11b	T	Guy Reese	83	SMU
12	HB	Bobby Lee Thompson	91	Arizona
13		To Buffalo.		
14	G	*Bookie Bolin	107	Mississippi
15	E	*Dave Graham	115	Virginia
16	E	Pettis Norman	123	Johnson C. Smith
17	E/K	Tommy Brooker	131	Alabama
18	T	Joe Carollo	139	Notre Dame
19	HB	Lee Welch	147	Mississippi State
20	G	Mike Samcheski	155	Lehigh
21	T	*Kent Martin	163	Wake Forest
22	T	Jim Bernhardt	171	Linfield (Ore.)
23	T	Russ Foret	179	Georgia Tech
24	QB	Pat Trammell	187	Alabama
25	E	John Burrell	195	Rice
26	QB	*Walt Rappold	203	Duke
27	HB	*Scott Tyler	211	Miami (Ohio)
28	T	*Jim Thrush	219	Xavier
29	HB	*Ed Ryan	227	Michigan State
30	HB	*Don Goodman	235	Florida

31	T	*Eueristo Nino	243	East Texas State
32	HB	*Joel Arrington	251	Duke
33	HB	*Jack Wilson	259	Duke
34	C	*Rodger Shoals	267	Maryland

Obtained Buffalo's fourth-round pick (Hinton). Obtained E Bill Hull (fifth-round pick - Boston) in a post-draft trade. Obtained QB Bobby Ply (fifth-round pick - N.Y. Titans) in a post-draft trade. Obtained Oakland's 11th-round pick (Hunt).

1961

1	LB	E.J. Holub		Texas Tech
2	DT	Bob Lilly		TCU
3	T	Jim Tyrer		Ohio State
4	E	Claude Mooman		Duke
5	DT	Jerry Mays		SMU
6		To Los Angeles.		
7	TE	Fred Arbanas		Michigan State
8	T	John O'Day		Miami
9	T	Dick Mills		Pittsburgh
10	E	Jerry Daniels		Mississippi
11	HB	Marvin Tibbetts		Georgia Tech
12	HB	Paul Hynes		Louisiana Tech
13	HB	Glynn Gregory		SMU
14	RB	*Curtis McClinton		Kansas
15a	T	Ed Nutting		Georgia Tech
15b	G	Roy Lee Rambo		Texas Christian
16	E	Aaron Thomas		Oregon State
17	HB	Jarrell Williams		Arkansas
18	RB	Ron Hartline		Oklahoma
19	HB	Frank Jackson		SMU
20	E	*Bob Lane		Baylor
21	QB	*Dick Thornton		Northwestern
22	HB	Ed Sharockman		Pittsburgh
23	T	*Lou Zivkovich		New Mexico State
24	G	Pat Dye		Georgia
25	QB	Ray Ramsey		Adams State
26	HB	Danny House		Davidson
27	QB	Bob Schloredt		Washington
28	G	Bill Stine		Michigan
29	RB	*Lonnie Caddell		Rice
30	E	Cedric Price		Kansas State

Obtained Boston's 15th-round pick (Nutting).

1960

(First Selections)

E	Jack Atcheson	Western Illinois
T	George Boone	Kentucky
E	Chris Burford	Stanford
T	Earl Ray Butler	North Carolina
E	Gail Cogdill	Washington State
HB	James Crotty	Notre Dame
T	Gary Ferguson	SMU
C	Tom Glynn	Boston College
T	Gene Gossage	Northwestern
T	Jim Heineke	Wisconsin
T/G	William Jerry	South Carolina
T	John Kapele	Brigham Young
RB	Louis Kelley	New Mexico State
T/G	Gilmer Lewis	Oklahoma
T/G	John Malmberg	Knox College
C	Arvie Martin	Texas Christian
QB	Don Meredith	SMU
HB	Tom Moore	Vanderbilt
E	Ola Murchison	Pacific
C	Bob Nelson	Wisconsin
E	Jim Norton	Idaho
QB	Warren Rabb	Louisiana State
HB	Howard Ringwood	Brigham Young
HB	Johnny Robinson	Louisiana State
FB	John Saunders	South Carolina
FB	Glenn Shaw	Kentucky
HB	Gordon Speer	Rice
G	Jack Stone	Oregon
G	Marvin Terrell	Mississippi
G	Emery Turner	Purdue
E	Joe Vader	Kansas State
HB	Carroll Zaruba	Nebraska

(Second Selections)

T/G	Grady Alderman	Detroit
T/G	Herman Alexander	Findlay (Ohio)
HB	Taz Anderson	Georgia Tech
T/G	Jim Beaver	Florida
T/G	*Bill Beck	Gustavus Adolphus
T/G	*Doug Pat Brown	Fresno State
HB	Gary Campbell	Whittier (Calif.)
QB	Vernon Cole	North Texas State
T/G	Toby Deese	Georgia Tech
T/G	Carl Dumbaid	West Virginia
C	Charles Elizay	Southern Mississippi
HB	Tom Gates	San Bernardino (Calif.)
HB	Austin Gonsoulin	Baylor

HB	Clark Holden	Southern California
T/G	DeWitt Hoopes	Northwestern
T/G	Don Leebern	Georgia
C	Bill Thompson	Georgia
E	Billy Trantum	Arkansas
E	Jim Vickers	Georgia
E	Larry Ward	Lamar Tech
HB	Paul Winslow	North Carolina Central

KEY
Italics Indicates Signed by Chiefs
 * Indicates Future Choice+ Pick Voided by League
Bold Indicates An Eventual Regular Starter

CHIEFS ALL-TIME FIRST-ROUND PICKS

Year	Pos.	Player	Pick #	Year	Pos.	Player	Pick #
2020	RB	Clyde Edwards-Helaire	32	1986	T	Brian Jozwiak	8
2019		Traded to Seattle	29	1985	RB	Ethan Horton	15
2018		Traded to Buffalo	22	1984	NT	Bill Maas	5
2017	QB	Patrick Mahomes	10		T	John Alt	21
2016		Traded to San Francisco	28	1983	QB	Todd Blackledge	7
2015	CB	Marcus Peters	18	1982	WR	Anthony Hancock	11
2014	LB	Dee Ford	23	1981	TE	Willie Scott	14
2013	T	Eric Fisher	1	1980	G	Brad Budde	11
2012	DT	Dontari Poe	11	1979	DE	Mike Bell	2
2011	WR	Jonathan Baldwin	26				
2010	S	Eric Berry	5		QB	Steve Fuller	23
2009	DE	Tyson Jackson	3	1978	DE	Art Still	2
2008	DT	Glenn Dorsey	5	1977	CB	Gary Green	10
	T	Branden Albert	15	1976	G	Rod Walters	14
2007	WR	Dwayne Bowe	23	1975		Traded to Houston.	6
2006	DE	Tamba Hali	20	1974	RB	Woody Green	16
2005	LB	Derrick Johnson	15	1973		Traded to Chicago.	17
2004		Traded to Detroit.	30	1972	RB	Jeff Kinney	23
2003	RB	Larry Johnson	27	1971	WR	Elmo Wright	16
2002	DT	Ryan Sims	6	1970	T	Sid Smith	26
2001		Traded to St. Louis.	12	1969	CB	Jim Marsalis	23
2000	WR	Sylvester Morris	21	1968	G	Mo Moorman	19
1999	T	John Tait	14		G	George Daney	22
1998	T	Victor Riley	27	1967	DT	Gene Trosch	24
1997	TE	Tony Gonzalez	13	1966	DE	Aaron Brown	--
1996	S	Jerome Woods	28	1965	RB	Gale Sayers*	--
1995	T	Trezelle Jenkins	31	1964	QB	Pete Beathard	2
1994	RB	Greg Hill	25	1963	DT	Buck Buchanan	1
1993		Traded to San Francisco.	18		G	Ed Budde	8
1992	CB	Dale Carter	20	1962	HB	Ronnie Bull*	3
1991	RB	Harvey Williams	21	1961	LB	E.J. Holub	--
1990	LB	Percy Snow	13	1960	QB	Don Meredith*	--
1989	LB	Derrick Thomas	4				
1988	DE	Neil Smith	2				
1987	RB	Paul Palmer	19				

*Signed with NFL

ALL-TIME PRACTICE SQUAD

1989

Avery, Steve	RB	Northern Michigan
Chandler, Darren	WR	Georgia Southern
Chapman, Ted	DT	Maryland
Harris, Michael	C/G	Grambling
Harvey, Stacy	LB	Arizona State
Knapton, Jeff	DE	Wyoming
Jones, Bill	RB	S.W. Texas State
Mayes, Michael	CB	Louisiana State
McNair, Todd	RB	Temple
Molander, Scooter	QB	Colorado State
Oliver, Robert	WR	Western Michigan
Samuel, Peda	CB	Kansas
VanDruten, Richard	T	Abilene Christian
Ware, Reggie	RB	Auburn
Whitaker, Danta	TE	Mississippi Valley St.

1990

Birden, J.J.	WR	Oregon
Davis, Willie	WR	Central Arkansas
Sims, Tom	DT	Pittsburgh
Simien, Tracy	LB	TCU

1991

Davis, Willie	WR	Central Arkansas
Hudson, Craig	TE	Wisconsin
Malone, Darrell	CB	Jacksonville State
Miller, Scott	DE	Rutgers
Morris, Robert	DE	Valdosta State
Olive, Bobby	WR	Ohio State
Parker, Anthony	CB	Arizona State
Perez, Mike	QB	San Jose State
Snyder, Brent	QB	Utah State
Weatherspoon, Stephon	LB	Texas Tech

1992

Dohring, Tom	T	Michigan
Earle, John	C/G	Western Illinois
Goetz, Ron	LB	Minnesota
Jackson, Byron	WR	San Jose State
Lewis, Tahaun	CB	Nebraska
Malone, Darrell	CB	Jacksonville State
Marrow, Vince	TE	Toledo
McDaniels, Pellom	DE	Oregon State
Smith, Michael	WR	Kansas State
Stephens, Santo	LB	Temple

1993

Bartrum, Mike	TE	Marshall
DeGraffenreid, Allen	WR	Ohio State
Gay, Matt	WR/S	Kansas
Hughes, Danan	WR	Iowa
Jones, Jeff	WR	California
Knapp, Lindsay	T	Notre Dame
Lewis, Lance	RB	Nebraska
McWright, Robert	CB	Texas Christian
Montgomery, Fred	WR	New Mexico State
Ridgley, Troy	DT	Notre Dame
Shufelt, Pete	LB	Texas-El Paso
Turner, Darius	RB	Washington
Watson, Tim	S	Howard

1994

Anderson, Dunstan	DE	Tulsa
Carter, Perry	CB	Southern Mississippi
Daigle, Anthony	RB	Fresno State
DeGraffenreid, Allen	WR	Ohio State
Gay, Matt	WR/S	Kansas
Martin, Emerson	G	Hampton
Reece, John	CB	Nebraska
Woolfork, Ronnie	LB	Colorado

Wright-Fair, Shaumbe' RB Washington State

1995

Abrams, Anthony	DT	Clark (Ga.)
Barndt, Tom	C/G	Pittsburgh
Carter, Perry	CB	Southern Mississippi
Davis, Don	LB	Kansas
Florine, Ron	T	Central Missouri State
Lewis, Scotty	DE	Baylor
Parks, Odell	LB	Navarro J.C.
Tagoai, Mu	G	Arizona
Tate, Willy	TE	Oregon
Williams, Robert	TE	Valdosta State

1996

Barnard, David	DT	Florida
Brew, Dorian	CB	Kansas
Coleman, Herb	DE/DT	Trinity International
Davis, Terence	WR	McNeese State
Drittlein, Michael	WR	Washburn
Hicks, Kerry	DE/DT	Colorado
Khayat, Bill	TE	Duke
Morris, Luther	TE	Northwestern
Robinson, Adrian	CB	Baylor
Senters, Michael	CB/WR	Northwestern
Smith, Eric	WR	LSU
Stamps, Harry	T/G	Oklahoma
Watkins, Michael	WR	N.E. Louisiana

1997

Byrd, Isaac	WR	Kansas
Capers, Byron	CB	Florida State
Cotton, Kotto	WR	Arkansas
Haynes, Jesse	RB	N.W. Missouri State
Rodgers, Anthony	WR	Cal-State Northridge
Smith, Mark	LB	Arkansas
Swanson, Pete	T	Stanford
Washington, Vann	S	West Virginia

1998

Ashman, Duane	DE	Virginia
Fontenot, Chris	TE	McNeese State
Haynes, Jesse	RB	N.W. Missouri State
Jones, Reggie	WR	LSU
Kaiser, Jason	CB	Culver-Stockton
Kubik, Brad	G	S.W. Missouri State
Pollack, Fred	G	Nebraska
Rosenstiel, Bob	TE	Eastern Illinois
Willard, Jerrott	LB	California
Williams, K.D.	LB	Henderson State

1999

Bailey, Troy	DE	Oregon
Garrett, Grant	C	Arkansas
Jackson, Ray	CB	Washington State
Kaiser, Jason	S	Culver-Stockton
King, Eric	G	Richmond
Kirby, Charles	FB	Virginia
McWashington, Shawn	WR	Washington State
Shay, Brian	RB	Emporia State
White, Ted	QB	Howard
Williams, Lemanzer	DE	Minnesota

2000

Blick, John	T	Penn State
Bruce, Arland	WR	Minnesota
Gall, Chris	FB	Indiana
Gholston, Kendrick	DE	Louisville
Hall, Ricky	WR	Virginia Tech
Jones, Willie	T	Grambling
Kitchings, Desmond	WR	Furman
McCleary, Norris	DT	East Carolina

McCullough, Andy	WR	Tennessee
McMullen, Kirk	TE	Pittsburgh
Rawlings, Josh	T	Minnesota
Scarlett, Noel	DT	Langston
Tisdale, Casey	LB	New Mexico

2001

Allotey, Victor	G	Indiana
Baber, Billy	TE	Virginia
Cason, Aveion	RB	Illinois State
Harts, Shaunard	S	Boise State
Hawkins, Ahmad	CB	Virginia
Klemic, Dave	WR	Northeastern
Layne, George	FB	Texas Christian
Moses, J.J.	WR	Iowa State

2002

Bingham, T.J.	DE	Ouachita Baptist
Blakley, Dwayne	TE	Missouri
Capel, John	WR	Florida
Finley, Clint	S	Nebraska
Julien, Jamar	RB	San Jose State
Landry, Michael	DE	Southern
Newson, Tony	LB	Utah State
Rogers, Kirk	WR	Hardin-Simmons
Truluck, R-Kal	DE	SUNY Cortland
White, Mitch	T	Oregon State

2003

Alford, Darnell	T	Boston College
Finley, Clint	S	Nebraska
Ford, Willie	CB	Syracuse
Hall, Joe	FB	Kansas State
Horn, Chris	WR	Rocky Mountain
Landry, Michael	DE	Southern
Pile, Willie	S	Virginia Tech
Reese, Allen	DT	Kansas State
Ward, LaShaun	WR	California

2004

Booth, John	WR	Mid-America Nazarene
Cheek, Steve	P	Humboldt State
Connot, Scott	S	South Dakota State
Cruz, Ronnie	RB	Northern State
Golliday, Aaron	TE	Nebraska
Horn, Chris	WR	Rocky Mountain
Ingram, Johnathan	C	San Diego State
Johnson, Aaron	C/G	Ball State
McIntyre, Jeris	WR	Auburn
Miller, Matt	G	Louisiana College
Scanlon, Rich	LB	Syracuse
Sharpe, Montique	DT	Wake Forest
Smith, McKenzie	RB	Washington State
Smith, Richard	WR	Arkansas
Stuber, Tim	G	Colorado State

2005

Connot, Scott	S	South Dakota State
Gado, Samkon	RB	Liberty
Golliday, Aaron	TE	Nebraska
Heyer, Peter	G	No College
Hodge, Alphonso	CB	Miami (Ohio)
Ingram, Johnathan	C	San Diego State
Long, Khari	DE	Baylor
McIntyre, Jeris	WR	Auburn
Smith, McKenzi	RB	Washington State
Thorpe, Crapnonso	WR	Florida State
Ville, Zach	DE	Missouri

2006

Bragg, Michael	CB	Texas A&M - Kingsville
Hannon, Chris	WR	Tennessee
Hanoian, Greg	FB	Syracuse
Ingram, Johnathan	C	San Diego State

Johnson, Adam	TE	Buffalo
Kershaw, William	LB	Maryland
Lougheed, Pete	T	Purdue
Mitchell, Clint	DE	Florida
Morgan, Donovan	WR	Louisiana - Lafayette
Murphy, Montez	DE	Baylor
Norton, Zach	CB	Cincinnati
Phinisee, Justin	CB	Oregon
Printers, Casey	QB	Florida A&M
Williams, Stephen	DT	NW Missouri State
Willis, Keith	TE	Virginia Tech

2007

Adkisson, Jason	TE	South Carolina
Akah, Emmanuel	G	Winston-Salem State
Alcorn, Zac	TE	Black Hills (SD)
Allan, Michael	TE	Whitworth (WA)
Battle, Jackie	RB	Houston
Buchanon, William	WR	Southern California
Capizzi, Jason	T	Indiana (PA)
Greene, David	QB	Georgia
Harriott, Claude	DE	Pittsburgh
Harris, Erick	S	Liberty
Harris, Gilbert	RB	Arizona
Jackson, T.J.	DT	Auburn
Little, Brent	WR	Southern Illinois
Lobdell, Joe	T	Northern Iowa
McMahan, Kevin	WR	Maine
Minter, DeMario	CB	Georgia
Otis, Jeff	QB	Columbia
Pimentel, Mickey	LB	California
Pruneda, Ramiro	T	Monterrey Tech
Sippio, Bobby	WR	Western Kentucky
Smith, Khreem	DE	Oklahoma State
Smith, Rob	G	Tennessee
Stallings, Tre	G	Mississippi
Timmons, Tyrone	WR	Mississippi Valley St.
Trannon, Matt	WR	Michigan State

2008

Bain, Travarous	CB	Hampton
Battle, Jackie	RB	Houston
Burton, Antwon	DT	Temple
Cuff, Omar	RB	Delaware
Dacus, Weston	LB	Arkansas
Davis, A.J.	CB	North Carolina State
Davis, Dowayne	S	Syracuse
De La Puente, Brian	G	California
Durde, Aden	LB	None
Grant, Michael	CB	Arkansas
Hagans, Marques	WR	Virginia
Harrison, Edwin	G	Colorado
Hughes, Nate	WR	Alcorn State
Jackson, T.J.	DT	Auburn
Lokey, Derek	DT	Texas
Martin, Ingle	QB	Furman
Mayle, Scott	WR	Ohio
McGhee, Jermaine	DE	Prairie View A&M
McMahan, Kevin	WR	Maine
Oakley, Anthony	G	Western Kentucky
Parker, Jason	DE	Arizona
Price, Maurice	WR	Charleston Southern
Rucker, Micah	WR	Eastern Illinois
Savage, Dantrell	RB	Oklahoma State
Shotwell, Kyle	LB	Cal-Poly
Washington, Tavares	G	Florida

2009

Bates, Jackie	CB	Hampton
Crabtree, Tom	TE	Miami (OH)
Favorite, Marlon	DT	Louisiana State
Gales, Dion	DE/DT	Troy State
Greenwood, Bobby	DE/T	Alabama
Harris, Darryl	G	Mississippi
Lawrence, Quinten	WR	McNeese State
Lokey, Derek	DT	Texas
Long, Lance	WR	Mississippi State

Moore, Kestahn	RB	Florida	Reynolds, Matt	T	BYU
Patrick, Chris	T	Nebraska	Ross, Rashad	WR	Arizona State
Payne, Logan	WR	Minnesota	Watkins, Rokevious	OL	South Carolina
Porter, Jermail	T	Kent State	Williams, Fred	WR	St. Cloud State
Price, Ricky	S	Oklahoma State	Wilson, Ridge	LB/DE	West Alabama
Richardson, Barry	T	Clemson			
Williams, Chandler	WR	Florida International			
Williams, Javarris	RB	Tennessee State			
Wright, Rodney	WR	Fresno State			

2010

Bakhtiari, Eric	LB	Univ. of San Diego	Barden, Brandon	TE	Vanderbilt
Cole, Justin	LB	San Jose State	Binns, Armon	WR	Cincinnati
Gales, Dion	DE	Troy State	Campbell, Jordan	FB	Southern California
Greenwood, Bobby	DE/T	Alabama	Davis, Ja'Gared	LB	Southern Methodist
Harris, Darryl	G	Mississippi	Dickson, JoJo	LB	Idaho
Horne, Jeremy	WR	Massachusetts	Drakeford, Darin	LB	Maryland
Johnson, Micah	LB	Kentucky	Fangupo, Hebron	DT	Brigham Young
Lawrence, Quinten	WR	McNeese State	Feigt, Curtis	T	West Virginia
Palko, Tyler	QB	Pittsburgh	Franklin, Jerry	LB	Arkansas
Price, Ricky	S	Oklahoma State	Gottschalk, Ben	C	Southern Methodist
Slate, Cody	TE	Marshall	Henry, Ricky	G	Nebraska
Tucker, Verran	WR	California	Hughlett, Charley	LS	Central Florida
Walters, Pierre	LB	Eastern Illinois	Johnson, Nico	LB	Alabama
			Jones, Justin	TE	East Carolina
			Lemon, Orié	LB	Oklahoma State
			Louks, Corbin	WR	Nevada
			Olatoye, Deji	DB	North Carolina A&T
			Pughsley, Jarrod	G	Akron
			Schiltz, Adam	TE	Emporia State
			Schwenke, Kona	DE	Notre Dame
			Sorensen, Daniel	S	Brigham Young
			Steeple, Robert	CB	Memphis
			Surgent, Darryl	WR	Louisiana-Lafayette
			West, Charcandrick	RB	Abilene Christian
			Williams, Fred	WR	St. Cloud State
			Worthy, Jerel	DT	Michigan State

2011

Bannon, Shane	FB	Yale	Sorensen, Daniel	S	Brigham Young
Bruggeman, Rob	OL	Iowa	Steeple, Robert	CB	Memphis
Campbell, Caleb	LB	Army	Surgent, Darryl	WR	Louisiana-Lafayette
Cole, Justin	LB	San Jose State	West, Charcandrick	RB	Abilene Christian
Draughn, Shaun	RB	North Carolina	Williams, Fred	WR	St. Cloud State
Harris, Darryl	G	Mississippi	Worthy, Jerel	DT	Michigan State
Horne, Jeremy	WR	Massachusetts			
Lawrence, Quinten	DB	McNeese State			
Lewis, Butch	OL	Southern California			
Markshausen, Zeke	WR	Northwestern			
Mims, David	OL	Virginia Union			
Nelson, Kyle	TE	New Mexico State			
Newsome, Jamar	WR	Central Florida			
Patterson, Lucas	OL	Texas A&M			
Toribio, Anthony	DT	Carson-Newman			

2012

Bellamy, Josh	WR	Louisville	Adams, Tyrell	LB	West Georgia
Cosby, DeMarco	TE	Central Missouri	Brown, Da'Ron	WR	Northern Illinois
DiMarco, Patrick	FB	South Carolina	Cook, Kenny	WR	Gardner-Webb
Gumbs, Jose	S	Monmouth	DiManche, Jayson	LB	Southern Illinois
Hemingway, Junior	WR	Michigan	Fangupo, Hebron	DT	Brigham Young
Long, Jerome	DL	San Diego State	Fragel, Reid	OL	Ohio State
Mims, David	DL	Virginia Union	Gibson, Laurence	T	Virginia Tech
Newsome, Jamar	WR	Central Florida	Hammond Jr., Frankie	WR	Florida
Patterson, Lucas	OL	Texas A&M	Harris, Jeremy	CB	New Mexico State
Sturdivant, Quan	LB	North Carolina	Irving, David	DE	Iowa State
Ranglin, Rich	OL	Central Connecticut St.	Keyes, Josh	LB	Boston College
Szymanski, Matt	K	SMU	Lemon, Orié	LB	Oklahoma State
Thorpe, Neiko	DB	Auburn	Liedtke, Michael	OL	Illinois State
Waldron, Dustin	OL	Portland State	Munyer, Daniel	OL	Colorado
			Pughsley, Jarrod	OL	Akron
			Reaves, Darrin	RB	Alabama-Birmingham
			Staten, Jimmy	DL	Middle Tennessee State
			Travis, Ross	TE	Penn State
			Ware, Spencer	RB	Louisiana State
			Williams, Fred	WR	St. Cloud State

2013

Boyd, Jheranie	WR	North Carolina	Adams, Tyrell	LB	West Georgia
Bronson, Malcolm	S	McNeese State	Barnes, Deion	LB	Penn State
Burden, Chandler	G	Kentucky	Barnes, T.J.	DL	Georgia Tech
Byrne, Jake	TE	Wisconsin	Brooks, Zac	RB	Clemson
Draheim, Tommie	OL	San Diego State	Cheek, Joseph	OL	Texas A&M
Drakeford, Darin	LB	Maryland	Devey, Jordan	G	Memphis
Hammond Jr., Frankie	WR	Florida	Hall, Jimmy	S	Northwestern
Harris, Demetrius	TE	UW-Milwaukee	Hammond Jr., Frankie	WR	Florida
Jackson, Jerrell	WR	Missouri	Johnson, Cory	DT	Kentucky
Johnson, Rishaw	G	California (Pa.)	Jones, Seantavius	WR	Valdosta State
Jones, Dominique	TE	Shepherd	King, David	DL	Oklahoma
Kearney, Vernon	CB	Lane	Mitchell, Terrance	CB	Oregon
Kettani, Eric	FB	Navy	Munyer, Daniel	OL	Colorado
Martin, Josh	LB/DE	Columbia (N.Y.)	Nunez-Roches, Rakeem	DL	Southern Miss.
McDougald, Bradley	S	Kansas	Okine, Earl	LB	Florida
Miller, Jordan	DT	Southern University	Patmon, Tyler	CB	Oklahoma State
Opurum, Toben	RB	Kansas	Pughsley, Jarrod	OL	Akron
			Randolph, Shak	DB	SMU
			Reaves, Darrin	RB	UAB
			Richardson, Bobby	DE	Indiana

2014

2015

2016

Smith, Terrance	LB	FSU
Stave, Joel	QB	Clemson
Sterup, Zach	OL	Nebraska
Vereen, Brock	DB	Minnesota
Wilson, Julian	DB	Oklahoma
Wilson, Ramik	LB	Georgia

2017

Atkinson, George	RB	Notre Dame
Becton, Nick	T	Virginia Tech
Charles, Orson	TE	Georgia
Cheek, Joseph	T	Texas A&M
Dieter, Gehrig	WR	Alabama
Etta-Tawo, Amba	WR	Syracuse
Firkser, Anthony	TE	Harvard
Gordon, Dillon	T	LSU
Hatley, Rickey	DL	Missouri
Holmes, Tyrone	LB	Montana
Hunt, Akeem	RB	Purdue
Johnson, Kaleb	T	Rutgers
Kemp, Marcus	WR	Hawaii
Lucien, Devin	WR	Arizona State
Mama, Damien	OL	USC
McQuay, Leon	S	USC
Neal, Sterling	TE	Monmouth
Nixon, Taurean	DB	Tulane
Purcell, Mike	DL	Wyoming
Reaser, Keith	CB	Florida Atlantic
Redding, Devine	RB	Indiana
Redmond, Will	CB	Mississippi State
Ross, Daniel	DL	N.E. Mississippi CC
Rush, Marcus	LB	Michigan State
Williams, Isaiah	OL	Akron
Wylie, Andrew	T	Eastern Michigan

2018

Cooper, Chris	DB	Stony Brook
Crockett, Josh	WR	Central Oklahoma
Davison, Raymond	LB	California
Dieter, Gehrig	WR	Alabama
Hawkins, Josh	DB	East Carolina
Hunter, Ryan	T	Bowling Green
Ivie, Joey	DT	Florida
Liner, Dee	DT	Alabama
Litton, Chase	QB	Marshall
McCray, Robert	LB	Indiana
McQuay, Leon	S	USC
Murphy, Pace	T	Northwestern State
Murray, Jimmy	C	Holy Cross
Richardson, Horace	DB	SMU
Springs, Arrion	DB	Oregon
Wade, D'Montre	DB	Murray State
Wells, David	TE	San Diego State
Yelder, Deon	TE	Western Kentucky

2019

Brown, Alex	CB	South Carolina State
Dieter, Gehrig	WR	Alabama
Fortson, Jody	WR	Valdosta State
Fox, Jack	P	Rice
Hoyett, Braxton	DT	Mississippi State
Hunter, Ryan	G	Bowling Green
Ivie, Joey	DT	Florida
Keizer, Nick	TE	Grand Valley State
Lammons, Chris	CB	South Carolina
Lawrence, Devaroe	DT	Auburn
Mack, Alize	TE	Notre Dame
Malveaux, Cameron	DE	Houston
Marshall, Marcus	RB	James Madison
McGuire, Elijah	RB	Louisiana-Lafayette
McTyer, Torry	CB	UNLV
Murray, Jimmy	C	Holy Cross
Shurmur, Kyle	QB	Vanderbilt
Smith, Emmanuel	LB	Vanderbilt
Thompson, Cody	WR	Toledo

Bold denotes player was promoted to active roster during the season.

Note: Starting in '89, the NFL allowed teams to establish a five-man practice squad the day following the league's final roster cutdown. Practice squads were expanded to eight players in 2004 and 10 players in 2014.

ALL-TIME ASSISTANT COACHES

Coach	Position	Years	Coach	Position	Years
Abernethy, Rick	Strength and Conditioning	1979-82	Edwards, Herm	Defensive Backs	1993-94
Adolph, Dave	Def. Coordinator/Linebackers	1992-94	Ellett, Porter	Senior Assistant to the Head Coach	2017-19
Anderson, Richie	Asst. Head Coach/Linebackers	1999		Offensive Quality Control	2020
Arians, Bruce	Wide Receivers	2010-11	Embree, Jon	Tight Ends	2006-08
Ball, Russ	Running Backs	1989-92	Embree, Connor	Defensive Assistant	2019-20
Beake, John	Asst. Strength and Conditioning	1989-96	Erkenbeck, Jim	Offense/Tight Ends	1989-91
Beckman, Ed	Adm. Assistant to the Head Coach	1997-98		Tight Ends/Offensive Assistant	1995-98
Bettis, Tom	Offensive Backfield	1968-74	Fish, Jeff	Assistant Strength and Conditioning	1999-00
	Special Teams	1987-88	Franklin, Chet	Offensive Coordinator	1975-76
	Defensive Backs	1966-76, '88	Frazier, Mike	Statistical Analysis Coordinator	2013-19
	Defensive Coordinator/Defensive Backs	1977	Gailey, Chan	Offensive Coordinator	2008
Bicknell, Bob	Assistant Offensive Line	2007	Galbraith, Marty	Offensive Line	1985
	Offensive Line	2008	Gansz, Frank	Special Teams and Tight Ends	1981-82
	Tight Ends	2009		Assistant Head Coach/Special Teams	1986
Bicknell, Jack	Offensive Line	2012	Gansz Jr., Frank	Special Teams	2001-05
Bieniemy, Eric	Running Backs	2013-17	Ghilotti, Bob	Offensive Ends	1962-63
	Offensive Coordinator	2018-20	Gibbs, Alex	Offensive Line	1993-94
Blackmon, Don	Linebackers	2006-07	Gibbs, David	Defensive Backs	2006-08
Bleymaier, Joe	Offensive Quality Control	2016-17	Gibbs, Gary	Linebackers	2009-17
	Pass Game Anlst/Asst. Quarterbacks	2018-20	Girardi, David	Offensive Quality Control	2018-19
Bradden, Terry	Defensive Assistant	2017	Giunta, Peter	Defensive Backs	2001-05
	Defensive Quality Control	2018-20	Graber, Doug	Defensive Backs/Defensive Quality Control	1983-84
Bradford, Ronnie	Defensive Assistant	2009		Defensive Backs	1985-86
Brasher, Tommy	Defensive Line	2013-15		Offensive Coordinator/Quarterbacks	1993-94
	Special Projects	2016-17	Hackett, Paul	Offensive Coordinator	1995-97
Brazil, Dave	Defensive Assistant	1984-86	Hairston, Carl	Defensive Line	1995-96, 2001-05
	Defensive Backs	1987	Harris, Al	Defensive Assistant/Secondary	2013-15
	Linebackers	1988		Secondary/Cornerbacks	2016-18
Bresnahan, Tom	Offensive Line	1981-82	Hatley, Mark	Defensive Quality Control/Linebackers	1987
Brewster, Darrel "Pete"	Offensive Ends	1964-73	Heck, Andy	Offensive Line	2013-19
Bunting, John	Defensive Assistant	1993-94	Helm, J. D.	Offensive Backs	1982
	Linebackers	1995-96		Offensive Assistant/Quality Control	1983-84
Carbin, Greg	Assistant Strength & Conditioning	2019-20		Offensive Assistant	1985-86
Carson, Bud	Defensive Coordinator/Defensive Backs	1983		Offensive Quality Control/Tight Ends	1987
Carthon, Maurice	Assistant Head Coach	2009-12		Tight Ends	1988
Catlin, Tom	Defensive Backs	1960-65	Hewgley, C.T.	Linemen/Strength and Conditioning	1983-88
Childress, Brad	Spread Game/Special Projects	2013-15	Hill, Andy	Assistant Special Teams	2020
	Co-Offensive Coordinator	2016	Hoffman, Steve	Special Teams	2009-11
	Asst. Head Coach	2017	Hostler, Jim	Offensive Assistant/Quality Control	2000
Chung, Eugene	Assistant Offensive Line	2013-15	House, Matt	Linebackers	2019-20
Christiansen, Jack	Offensive Assistant	1977	Hughes, Ed	Defensive Backs	1960-62
Cignetti, Jr., Frank	Offensive Assistant/Quality Control	1999	Humenuik, Rod	Offensive Line/Running Game	1983-84
Clark, Mike	Strength and Conditioning	2010-12	Hurd, Jeff	Strength and Conditioning	1998-06
Clements, Tom	Quarterbacks	2000	James, Lionel	Running Backs	1998
Cooter, Jim Bob	Offensive Quality Control	2012	Joiner, Charlie	Wide Receivers	2001-07
Corey, Walt	Linebackers	1971-74	Kafka, Mike	Offensive Quality Control	2017
	Defensive Line	1978-80, 83-85		Quarterbacks	2018-19
	Defensive Backs	1981-82		Quarterbacks/Pass Game Coordinator	2020
	Defensive Coordinator/Linebackers	1986		Defensive Line	1997-05
Costello, Vince	Defensive Coordinator	1975-76	Karmelowicz, Bob	Strength and Conditioning Assistant	2006
Cottrell, Ted	Linebackers	1981-82	Kazadi, Kaz	Offensive Assistant/Quality Control	2006
Cowher, Bill	Defensive Coordinator/Linebackers	1989-91	Ketchum, Mike	Defensive Assistant	2007
Crennel, Romeo	Defensive Coordinator	2010-11		Defensive Assistant/Assistant Linebackers	2008
Crittenden, Travis	Assistant Strength & Conditioning	2013-20	Krumrie, Tim	Defensive Line	2006-09
	Asst. Head Coach/Wide Receivers	2013-16	Lavan, Al	Running Backs	1999-00
Culley, David	Defensive Coordinator	1995-96, '98	Lawrence, Don	Special Teams	1980
Cunningham, Gunther	Defensive Coordinator/Linebackers	1997, '08		Running Backs	1981-82
	Defensive Coordinator	2004-07		Defensive Line	1987-88
Curl, Dick	Asst. to the Head Coach/Offense	2006	Lewis, Greg	Wide Receivers	2017-20
	Asst. to the Head Coach/Quarterbacks	2007-08	Long, Billy	Assistant Strength and Conditioning	2001-06
Daboll, Brian	Offensive Coordinator	2012	Lowe, Woodrow	Defensive Assistant/Assistant Special Teams	1995-97
Daly, Brendan	Run Game Coord./Defensive Line	2019-20		Linebackers	1998
D'Alessandris, Joe	Assistant Offensive Line	2008-09	Madison, Sam	Defensive Backs/Cornerbacks	2019-20
Dalton, Kay	Receivers	1978-79	Mann, Richard	Wide Receivers	1999-00
	Quarterbacks/Receivers	1980-82	Matsko, John	Offensive Line	2006-07
Daniel, Dan	Inside Linebackers	1983	Matthaei, Corey	Offensive Quality Control	2013-14
	Defensive Coordinator/Inside Linebackers	1984-85		Assistant Quarterbacks	2013-17
Dean, Vernon	Assistant Defensive Backs	2003-05		Assistant Offensive Line	2018-20
DeLeone, Mark	Defensive Quality Control	2013-14	Matthews, Billie	Running Backs	1987-88
	Assistant Linebackers	2014-17	Mauck, Carl	Offensive Line	1986-88
	Inside Linebackers	2018	McCarthy, Mike	Offensive Assistant/Quality Control	1993-94
Dungy, Tony	Defensive Backs	1989-91		Quarterbacks	1995-98
Eatman, Irv	Assistant Offensive Line	2001-05	McCulley, Pete	Quarterbacks	1983-86

Coach	Position	Years
McCullough, Deland	Running Backs	2018-20
McMahon, Tom	Special Teams	2012
Melvin, Tom	Tight Ends	2013-20
Merritt, Dave	Defensive Backs	2019-20
Mills, Chuck	Assistant Coach	1966
Modkins, Curtis	Running Backs	2008
Mudd, Howard	Offensive Line	1989-92
Muir, Bill	Offensive Line	2009-10
	Offensive Coordinator/Offensive Line	2011
Nagy, Matt	Quarterbacks	2013-15
	Co-Offensive Coordinator	2016-17
O'Boyle, Tommy	Assistant Coach	1966-74
O'Dea, Kevin	Assistant Special Teams	2013
O'Shea, Chad	Assistant Special Teams	2004-05
Olivo, Brock	Assistant Special Teams	2014-16
Ortmayer, Steve	Special Teams	1975-77
Pagac, Fred	Linebackers	2004-05
Pagna, Tom	Offensive Backfield	1978-79
Parker, Roberto	Assistant Strength and Conditioning	1997-98
Parmalee, Bernie	Tight Ends	2010-12
Patullo, Kevin	Offensive Quality Control	2007-08
Pederson, Doug	Offensive Coordinator	2013-15
Peete, Willie	Offensive Backs	1983-86
Pendergast, Clancy	Defensive Coordinator	2009
Pendry, Joe	Offensive Coordinator	1989-92
Perles, Pat	Defensive Quality Control	2009
	Assistant Offensive Line	2010-11
Pleasant, Anthony	Defensive Line	2010-12
Pratt, Tom	Defensive Line	1963-77, '89-94
	Assistant Defensive Line	2000
	Wide Receivers	2008
Price, Eric	Special Teams	2006-08
Priever, Mike	Offense/Tight Ends	1992
Raye, Jimmy	Running Backs	1993-97
	Offensive Coordinator	1998-00
Redding, Dave	Strength and Conditioning	1989-97
Reid, Britt	Defensive Quality Control	2013-14
	Assistant Defensive Line	2015
	Defensive Line	2016-18
	Linebackers/Outside Linebackers	2019-20
Reynolds, Ryan	Assistant Strength & Conditioning	2016-20
Roach, Dick	Defensive Backs	1978-80
Robinson, Greg	Defensive Coordinator	2001-03
Ross, Bobby	Special Teams	1978-79
	Offensive Backs	1980-81
	Quarterbacks	1999
	Tight Ends	1999-04
	Strength and Conditioning	1968-72
Rubin, Barry	Strength and Conditioning	2013-20
Rust, Rod	Defensive Coordinator/Linebackers	1978-81
	Defensive Coordinator	1982, '88
	Assistant Strength & Conditioning	2007-15
Salazar, Brent	Wide Receivers	1989-91
Saunders, Al	Assistant Head Coach/Receivers	1992-98
	Assistant Head Coach/Offensive Coordinator	2001-05
Saunders, Bob	Offensive Assistant	2004-05

Coach	Position	Years
Saxon, James	Running Backs	2001-07
Schnelker, Bob	Offensive Assistant/Receivers	1975
	Receivers	1976
	Offensive Coordinator	1977
Schottenheimer, Brian	Offensive Assistant/Quality Control	1998
Schottenheimer, Kurt	Special Teams	1989-92
	Special Teams/Tight Ends	1993-94
	Defensive Backs	1995-98
	Defensive Coordinator	1999-00
	Offensive Coordinator	1988
Sefcik, George	Assistant Head Coach/Defensive Backs	2000
Shea, Terry	Quarterbacks	2001-03, 2005-06
Shell, Art	Offensive Line	1995-96
Sirianni, Nick	Offensive Quality Control	2009-11
	Wide Receivers	2012
Smith, Cedric	Strength and Conditioning	2007-09
Smith, Otis	Defensive Quality Control	2010-12
Smith, Homer	Offensive Coordinator/Quarterbacks	1987
Smith, Mike	Assistant Defensive Line	2016-17
	Outside Linebackers	2018
Solari, Mike	Offensive Line	1997-05
	Offensive Coordinator	2006-07
Spagnuolo, Steve	Defensive Coordinator	2019-20
Spencer, Joe	Offensive Line	1975-80
Stock, Mike	Special Teams	1995-00
Sutton, Bob	Defensive Coordinator	2013-18
Swinton, Derius	Special Teams Quality Control	2012
Thomas, Emmitt	Defensive Backs	2010-18
Toub, Dave	Special Teams Coordinator	2013-17
	ST Coordinator/Assistant Head Coach	2018-20
	Defensive Quality Control	2018
	Outside Linebackers/Special Teams	1983-85
	Offensive Assistant/Quality Control	2001-03
	Quarterbacks	2004
	Tight Ends	2005
	Linebackers	2000-03
Vitt, Joe	Manager of Football Administration	2006-07
Wainwright, Nate	Manager of Football Admin./Player Development	2008
	Research and Development	1982
Waller, Ron	Defensive Assistant/Quality Control	1989-07
Wallis, Darwin	Offensive Line	1960-74
Walsh, Bill	Wide Receivers	2009
Ward, Dedric	Offensive Coordinator	2010
Weis, Charlie	Director of Football Administration	2001-05
White, Mike		
Whittingham, Alex	Defensive Assistant	2018
	Defensive Quality Control	2019-20
	Assistant to the Head Coach	2020
Williams, Dan		
Williamson, Richard	Receivers	1983-86
Wilson, Eddie	Receivers	1974
Wilson, Rod	Assistant Special Teams	2017-19
Wood, Richard	Receivers	1987-88
Woodhouse, Devin	Assistant Strength & Conditioning	2016-19
Young, John Paul	Defensive Line	1986
	Defensive Coordinator/Linebackers	1987
Zimmer, Adam	Defensive Assistant/Assistant Linebackers	2010-12
Zook, Ron	Defensive Backs	1999

ALL-TIME COORDINATORS

OFFENSIVE COORDINATORS

Chet Franklin	1975-76
Bob Schnelker	1977
Homer Smith	1987
George Sefcik	1988
Joe Pendry	1989-92
Paul Hackett	1993-97
Jimmy Raye	1998-00
Al Saunders	2001-05
Mike Solari	2006-07
Chan Gailey	2008
Charlie Weis	2010
Bill Muir	2011
Brian Daboll	2012
Doug Pederson	2013-15
Brad Childress*	2016
Matt Nagy*	2016-17
Eric Bieniemy	2018-20

*Co-Offensive Coordinators

DEFENSIVE COORDINATORS

Vince Costello	1975-76
Tom Bettis	1977
Rod Rust	1978-82
Bud Carson	1983
Dan Daniel	1984-85
Walt Corey	1986
John Paul Young	1987
Rod Rust	1988
Bill Cowher	1989-91
Dave Adolph	1992-94
Gunther Cunningham	1995-98, 2004-08
Kurt Schottenheimer	1999-00
Greg Robinson	2001-03
Clancy Pendergast	2009
Romeo Crennel	2010-12
Bob Sutton	2013-18
Steve Spagnuolo	2019-20

SPECIAL TEAMS COORDINATORS

Steve Ortmyer	1975-77
Bobby Ross	1978-79
Don Lawrence	1980
Frank Gansz	1981-82
Jim Vechiarella	1983-85
Frank Gansz	1986
Ed Beckman	1987
George Sefcik	1988
Kurt Schottenheimer	1989-94
Mike Stock	1995-00
Frank Gansz, Jr.	2001-05
Mike Priefer	2006-08
Steve Hoffman	2009-11
Tom McMahon	2012
Dave Toub	2013-20

Notes: No assistant coaches were designated as coordinators during Hank Stram's tenure as head coach from 1960-74. The first assistants in Chiefs history to hold the title of coordinator or special teams coach came under head coach Paul Wiggin in 1975. Although subsequent staffs did not always specifically denote coordinators, every attempt has been made to indicate the offensive and defensive play-callers if it was an individual other than the head coach. Beginning with Frank Gansz's staff in 1987, three separate individuals have carried the titles of offensive and defensive coordinator, as well as special teams coach each subsequent season except for 2009 under Todd Haley. In 2016, Brad Childress and Matt Nagy were named Co-Offensive Coordinators.



Offensive Coordinator Eric Bieniemy talks with QB Patrick Mahomes on the sideline.



Special Teams Coordinator/Assistant Head Coach Dave Toub with members of his special teams unit.



Defensive Coordinator Steve Spagnuolo with S Tyrann Mathieu and S Juan Thornhill on the bench.

PLAYOFF HISTORY

PLAYOFF CAPSULE

World Championships	2 (1969, 2019)
AFL Championships	3 (1962, 1966, 1969)
AFC Championships	2019
AFL West Championships	3 (1962, 1966, 1968)
AFC West Championships	10 (1971, 1993, 1995, 1997, 2003, 2010, 2016, 2017, 2018, 2019)
Total Playoff Games	32
All-Time Playoff Record	13-19
Years in Playoffs	22
Most Consecutive Playoff Appearances	6 (1990-95)

GAME-BY-GAME PLAYOFF RESULTS

DATE	OPPONENT	GAME	RESULT
12/23/62	Houston	1962 AFL Championship	W 20-17 (OT)
1/1/67	Buffalo	1966 AFL Championship	W 31-7
1/15/67	Green Bay	Super Bowl I	L 10-35
12/22/68	Oakland	1968 AFL Divisional	L 6-41
12/20/69	N.Y. Jets	1969 AFL Divisional	W 13-6
1/4/70	Oakland	1969 AFL Championship	W 17-7
1/11/70	Minnesota	Super Bowl IV	W 23-7
12/25/71	Miami	1971 AFC Divisional	L 24-27 (2 OT)
12/28/86	N.Y. Jets	1986 AFC Wild Card	L 15-35
1/5/91	Miami	1990 AFC Wild Card	L 16-17
12/28/91	L.A. Raiders	1991 AFC Wild Card	W 10-6
1/5/92	Buffalo	1991 AFC Divisional	L 14-37
1/2/93	San Diego	1992 AFC Wild Card	L 0-17
1/8/94	Pittsburgh	1993 AFC Wild Card	W 27-24 (OT)
1/16/94	Houston	1993 AFC Divisional	W 28-20
1/23/94	Buffalo	1993 AFC Championship	L 13-30
12/31/94	Miami	1994 AFC Wild Card	L 17-27
1/7/96	Indianapolis	1995 AFC Divisional	L 7-10
1/4/98	Denver	1997 AFC Divisional	L 10-14
1/11/04	Indianapolis	2003 AFC Divisional	L 31-38
1/6/07	Indianapolis	2006 AFC Wild Card	L 8-23
1/9/11	Baltimore	2010 AFC Wild Card	L 7-30
1/4/14	Indianapolis	2013 AFC Wild Card	L 44-45
1/9/16	Houston	2015 AFC Wild Card	W 30-0
1/16/16	New England	2015 AFC Divisional	L 20-27
1/15/17	Pittsburgh	2016 AFC Divisional	L 16-18
1/6/18	Tennessee	2017 AFC Wild Card	L 21-22
1/12/19	Indianapolis	2018 AFC Divisional	W 31-13
1/20/19	New England	2018 AFC Championship	L 31-37
1/12/20	Houston	2019 AFC Divisional	W 51-31
1/19/20	Tennessee	2019 AFC Championship	W 35-24
2/2/20	San Francisco	Super Bowl LIV	W 31-20

RECORD vs. ALL PLAYOFF OPPONENTS

TEAM	RECORD	LAST MEETING	RESULT
Baltimore Ravens	0-1	2010 AFC Wild Card	L 7-30
Buffalo Bills	1-2	1993 AFC Championship	L 13-30
Denver Broncos	0-1	1997 AFC Divisional	L 10-14
Green Bay Packers	0-1	Super Bowl I	L 10-35
Houston Oilers/Tennessee Titans	3-1	2019 AFC Championship	W 35-24
Houston Texans	2-0	2019 AFC Divisional	W 51-31
Indianapolis Colts	1-4	2018 AFC Divisional	W 31-13
Miami Dolphins	0-3	1994 AFC Wild Card	L 17-27
Minnesota Vikings	1-0	Super Bowl IV	W 23-7
New England Patriots	0-2	2018 AFC Championship	L 31-37
N.Y. Jets	1-1	1986 AFC Wild Card	L 15-35
Oakland/LA/Las Vegas Raiders	2-1	1991 AFC Wild Card	W 10-6
Pittsburgh Steelers	1-1	2016 AFC Divisional	L 16-18
San Diego/LA Chargers	0-1	1992 AFC Wild Card	L 0-17
San Francisco 49ers	1-0	Super Bowl LIV	W 31-20

PLAYOFF GAME SUMMARIES



1962 AFL CHAMPIONSHIP GAME

Texans 20, Oilers 17 (2 OT)

December 23, 1962 • Jeppesen Stadium • 37,981



DALLAS..... 3 14 0 0 0 3 — 20
HOUSTON..... 0 0 7 10 0 0 — 17

A contest that moved the infant American Football League into the national consciousness proved to be the first of three AFL titles for Hank Stram's charges as the Dallas Texans claimed a 20-17 double-overtime victory over the Houston Oilers. The game still ranks as the second-longest pro contest ever played, coming in at a lengthy 77:54, but is best remembered for RB Abner Haynes' choice to "kick to the clock" at the beginning of the initial overtime session.

Following second-place finishes in each of the league's first two seasons, the Texans ran away with the AFL West title in '62. Dallas (11-3) was then matched in this title bout with Houston (11-3), which had won the first two AFL titles in '60 and '61 over the Chargers.

The Texans grabbed the game's first break when LB E.J. Holub picked off QB/K George Blanda at the goal line and returned the ball 43 yards, sparking a drive that resulted in a 16-yard FG by K Tommy Brooker. Blanda would miss a 47-yard kick on the Oilers next possession and Haynes scored on a 28-yard pass from QB Len Dawson. An INT by CB Dave Grayson would set up Haynes' second TD of the half, this time on a two-yard run to give the Texans a 17-0 halftime advantage.

But the momentum quickly shifted to the Oilers in the second half. George Blanda — then a "young" 35 years old — passed 15 yards to TE Willard Dewveall for a touchdown and kicked a 31-yard field goal before RB Charley Tolar burst over from the one to tie the game at 17-17 in the fourth quarter. Houston had a shot to win the game late in regulation, but LB Sherrill Headrick blocked a 42-yard Blanda field goal to leave the score deadlocked.

The two teams then went into the first sudden death overtime in AFL annals. The Texans won the toss and Stram elected to kick off, maintaining his defense could hold the Oilers long enough for Dawson to get the ball in good field position. Herein came the famous "kick-to-the-clock" episode in which Texans captain Haynes inadvertently elected for his team to kick into the wind instead of having it as the consolation for not receiving the football.

Neither club mounted a serious challenge in the early stages of overtime, but as the fifth quarter was drawing to a close, DE Bill Hull intercepted a Blanda pass and returned it to midfield. Dawson passed to RB Jack Spikes for 10 yards. Spikes — the game's Most Valuable Player — then ran for 19 yards and the Texans were in field goal range.

At the 2:54 mark of the sixth quarter, Brooker kicked a 25-yard field goal to give the Texans a 20-17 victory and the American Football League championship. The game lasted 77 minutes and 54 seconds and would be the longest in pro football history until the Chiefs and Dolphins played over 82 minutes nearly a decade later in '71.

- TEXANS — Brooker, 16-yard FG.
- TEXANS — Haynes, 28-yard pass from Dawson (Brooker kick).
- TEXANS — Haynes, 2-yard run (Brooker kick).
- OILERS — Dewveall, 15-yard pass from Blanda (Blanda kick).
- OILERS — Blanda, 31-yard FG.
- OILERS — Tolar, 1-yard run (Blanda kick).
- TEXANS — Brooker, 25-yard FG.

TEAM STATISTICS	OILERS	TEXANS
First Downs	21	19
Total Net Yards	359	237
Rushes/Net Yards	30/98	54/199
Net Passing	261	38
Pass Attempts/Completions	46/23	14/9
Had Intercepted	5	0
Sacked/Yards Lost	0/0	6/50
Punts/Average	3/39.3	8/31.2
Penalties/Yards	6/50	6/42
Fumbles/Lost	0/0	2/1

RUSHING

- TEXANS — Spikes 11-77; McClinton 24-70; Haynes 14-26, TD; Dawson 5-26.
- OILERS — Tolar 15-78, TD; Cannon 11-37; Smith 2-3.

RECEIVING

- TEXANS — Haynes 3-45, TD; Spikes 2-24; Arbanas 2-21; McClinton 1-4; Bishop 1-(-6).
- OILERS — Dewveall 6-59, TD; Cannon 6-54; McLeod 5-70; Hennigan 3-37; Tolar 1-8; Smith 1-6; Jamison 1-(-9).

PASSING


- TEXANS — Dawson 9-14-88, 1 TD, 0 INTs.
- OILERS — Blanda 23-46-261, 1 TD, 5 INTs.

INTERCEPTIONS

- TEXANS — Robinson 2-50; Holub 1-43; Grayson 1-20; Hull 1-23.
- OILERS — None.

FIELD GOALS

- TEXANS — Brooker (16) 33WL (25).
- OILERS — Blanda 47WL (31).



RB Abner Haynes opts to "kick to the clock" in a double-OT thriller at Houston.

1962 AFL CHAMPIONS



Front Row: Bobby Yarborough - Equipment Manager, James Saxton, Eddie Wilson, Bobby Ply, Len Dawson, Bobby Hunt, Frank Jackson, Abner Haynes, Wayne Rudy - Trainer.


Second Row: Head Coach Hank Stram, Jack Spikes, Curtis McClinton, Smokey Stover, Johnny Robinson, Dave Grayson, Duane Wood, E.J. Holub, Walt Corey.

Third Row: Al Reynolds, Marvin Terrell, Curt Merz, Jon Gilliam, Sonny Bishop, Carl Larpenter, Sherrill Headrick, Ed Hughes - Assistant Coach.

Fourth Row: Lamar Hunt - Founder, Tom Catlin - Assistant Coach, Bob Ghilotti - Assistant Coach, Paul Rochester, Jerry Cornelison, Jerry Mays, Jim Tyrer, Charlie Diamond, Don Klosterman - Talent Scout, Bill Walsh - Assistant Coach.

Fifth Row: Jack Steadman - General Manager, Tommy Brooker, Bill Miller, Fred Arbanas, Bill Hull, Dick Davis, Mel Branch, Chris Burford.

1966 AFL CHAMPIONS



Front Row: Pete Beathard, Bobby Ply, Wendell Tucker, Len Dawson, Fletcher Smith, Emmitt Thomas, Bobby Hunt, Mike Garrett, Willie Mitchell, Bert Coan.

Second Row: Bobby Yarborough - Equipment Manager, Dr. Albert Miller, Fred Williamson, Frank Pitts, Jerry Lamb, Gloster Richardson, Curtis McClinton, Head Coach Hank Stram, Smokey Stover, Solomon Brannon, David Bonds, Johnny Robinson, Jerrel Wilson, Chuck Mills - Assistant Coach.

Third Row: Gene Thomas, Sandy Stephens, Elijah Gipson, Kit Colvin, Bud Abell, E.J. Holub, Walt Corey, Andrew Rice, Al Reynolds, Dennis Biodrowski, Ron Calegari, Wayne Rudy - Trainer.

Fourth Row: Bob Watcher - Ticket/Stadium Manager, Bill Walsh - Assistant Coach, Curt Merz, Jon Gilliam, Wayne Frazier, Wayne Walker, Sherrill Headrick, Curt Farrier, Ed Budde, Tony DiMidio, Dave Hill, Jerry Mays, Tom Bettis - Assistant Coach, Tom Pratt - Assistant Coach.

Fifth Row: Jack Steadman - General Manager, Hatch Roshdahl, Jim Tyrer, Bobby Bell, Reg Carolan, Tommy Brooker, Ed Lothamer, Fred Arbanas, Chuck Hurston, Buck Buchanan, Aaron Brown, Chris Burford, Otis Taylor, Darrel "Pete" Brewster - Assistant Coach.



1966 AFL CHAMPIONSHIP GAME

Chiefs 31, Bills 7

January 1, 1967 • War Memorial Stadium • 42,080



KANSAS CITY 7 10 0 14 — 31
BUFFALO 7 0 0 0 — 7

With a berth in Super Bowl I as the prize, the Chiefs visited ancient War Memorial Stadium for a New Year's Day clash with the defending AFL champion Buffalo Bills. Kansas City's defense had stifled opponents all season long and didn't disappoint in this contest, forcing four turnovers, while limiting Buffalo to just nine first downs and 40 rushing yards as the Chiefs rolled to a 31-7 victory and their second AFL title.

The game, played in frigid, sub-freezing temperatures, produced its first break on the opening kickoff when P Jerrel Wilson recovered a fumble by DE Dudley Meredith on the Buffalo 31-yard line. Three plays later, QB Len Dawson found TE Fred Arbanas for a 29-yard touchdown, giving Kansas City an early 7-0 lead.

After the two teams exchanged punts, Buffalo tied the game in the opening period when All-Star QB Jack Kemp hit WR Elbert Dubenion on a 69-yard pass play to tie the score at 7-7. Few thought it would be the Bills last score of the day, but Kansas City would eventually outscore Buffalo 24-0 in the final three quarters.

While the Chiefs defense clamped down on the Bills, Dawson led the Kansas City offense to 10 second-quarter points. A 28-yard punt return by RB Mike Garrett set the Chiefs up at the Buffalo 45-yard line and six plays later the KC signal-caller found WR Otis Taylor for a 29-yard touchdown pass.

The game's decisive play then came just before halftime. Kemp had marched the Bills to the Chiefs eight-yard line, but was picked off at the goal line by S Johnny Robinson, who raced 72 yards with the interception before being brought down at the Buffalo 28-yard line. K Mike Mercer then hit a 32-yard FG with 0:03 left in the half to give the Chiefs a 17-7 lead heading into the locker room.

The third quarter proved to be a defensive tussle as the two teams each exchanged a pair of punts. Kansas City would get to the Buffalo 42-yard line late in the period, but a 49-yard kick by Mercer fell short leaving the score at 17-7 with 15 minutes remaining.

Kansas City then broke the game wide open as Garrett applied the coup de grace for the Chiefs, scoring on runs of one and 18 yards to make the count 31-7. A 47-yard Dawson pass to E Chris Burford set up Garrett's first TD which came on fourth-and-goal. Buffalo fumbled on its next offensive snap and S Bobby Hunt fell on the loose ball at the Bills 21. Three plays later Garrett started left and then reversed his field to get into the end zone for a second time.

Kemp couldn't move the Bills on their next possession and was picked off by CB Emmitt Thomas on Buffalo's final drive of the day as Kansas City won its second AFL title in four years and awaited the Green Bay Packers in Super Bowl I.

- CHIEFS** — Arbanas, 29-yard pass from Dawson (Mercer kick).
- BILLS** — Dubenion, 69-yard pass from Kemp (Lusteg kick).
- CHIEFS** — Taylor, 29-yard pass from Dawson (Mercer kick).
- CHIEFS** — Mercer, 32-yard FG.
- CHIEFS** — Garrett, 1-yard run (Mercer kick).
- CHIEFS** — Garrett, 18-yard run (Mercer kick).

TEAM STATISTICS	BILLS	CHIEFS
First Downs	9	14
Total Net Yards	255	277
Rushes/Net Yards	13/40	33/113
Net Passing	215	164
Pass Attempts/Completions	27/12	24/16
Had Intercepted	2	0
Times Sacked/Yards Lost	4/38	7/63
Punts/Average	8/39.3	6/42.3
Penalties/Yards	3/23	4/40
Fumbles/Lost	3/2	1/0

RUSHING

- CHIEFS** — Garrett 13-39, 2 TDs; McClinton 11-38; Dawson, 5-28; Coan 2-6; G. Thomas 2-2.
- BILLS** — Carlton 9-31; Burnett 3-6; Kemp 1-3.

RECEIVING

- CHIEFS** — Taylor 5-78, TD; Burford 4-76; Garrett 4-16; Arbanas 2-44, TD; McClinton 1-13.
- BILLS** — Burnett 6-127; Dubenion 2-79, TD; Bass 2-26; Crockett 1-16; Carlton 1-5.

PASSING

- CHIEFS** — Dawson 16-24-227, 2 TDs, 0 INTs.
- BILLS** — Kemp 12-27-253, 1 TD, 2 INTs.

INTERCEPTIONS

- CHIEFS** — Robinson 1-72; E. Thomas 1-26.
- BILLS** — None.

FIELD GOALS

- CHIEFS** — Mercer (32) 49S.
- BILLS** — None.



RB Mike Garrett's two TDs helped propel Kansas City to an AFL title and a berth in Super Bowl I.



SUPER BOWL I

Packers 35, Chiefs 10



January 15, 1967 • Los Angeles Memorial Coliseum • 63,036

KANSAS CITY 0 10 0 0 — 10
GREEN BAY 7 7 14 7 — 35

Representing themselves and the American Football League in the first championship match with the National Football League, the Chiefs played well for one half before bowing to the supremacy of the Green Bay Packers. Vince Lombardi's Packers — one of the great pro football teams of all time — won Super Bowl I by a 35-10 score. The Packers held a slim 14-10 advantage at the half before the game turned on one play in the third quarter.

Green Bay opened the scoring on its second possession when the game's Most Valuable Player, QB Bart Starr, passed 37 yards to TE Max McGee, who made a remarkable one-handed catch for a touchdown. McGee, who had caught just four passes during the regular season, became an unlikely hero for the Packers after starter Boyd Dowler was injured on the game's opening series. McGee finished the game with seven catches for 138 yards and two TDs.

Behind QB Len Dawson, the Chiefs marched into Green Bay territory on their next drive, but K Mike Mercer misfired on a 40-yard FG to leave the score 7-0 after one quarter. However, Kansas City would tie the game on its next possession after a 31-yard completion to WR Otis Taylor set up a seven-yard scoring pass to RB Curtis McClinton.

Green Bay would go right back on top when RB Jim Taylor scored from 14 yards out on the Packers vaunted sweep. Kansas City's next drive featured a 27-yard completion to E Chris Burford and culminated with a 31-yard Mercer FG as the Chiefs narrowed Green Bay's lead to a 14-10 margin.

The Chiefs momentum carried over to the third quarter as Kansas City moved to a first down on its initial possession. But then the game's key play — one that doomed the underdog Chiefs — unfolded when S Willie Wood intercepted a Dawson pass intended for TE Fred Arbanas at midfield. Wood returned it all the way to the Chiefs five-yard line, where RB Elijah Pitts ran for the first of his two touchdowns as Green Bay would establish a 21-10 lead.

The Packers defense forced Kansas City to punt on its next two possessions, setting up another Starr-to-McGee touchdown pass. That duo would connect on completions of 11 and 16 yards on a 10-play, 56-yard drive before McGee hauled in a 13-yard score to up the Packer advantage to 28-10.

Kansas City dodged a scoring threat when CB Willie Mitchell picked off a Starr pass at the Chiefs 11-yard line in the fourth quarter, but it would be Green Bay's only miscue of the day. The Packers defense would stifle the AFL Champions for the remainder of the game as the Chiefs crossed midfield just once in the fourth quarter.

A 37-yard pass to McGee would set up the Packers final score, a one-yard Pitts TD run. That score put the finishing touch on a 35-10 victory as Green Bay claimed the first of two straight Super Bowl titles, while Kansas City would have to wait until Super Bowl IV for redemption on football's biggest stage.

- PACKERS** — McGee, 37-yard pass from Starr (Chandler kick).
- CHIEFS** — McClinton, 7-yard pass from Dawson (Mercer kick).
- PACKERS** — Taylor, 14-yard run (Chandler kick).
- CHIEFS** — Mercer, 31-yard FG.
- PACKERS** — Pitts, 5-yard run (Chandler kick).
- PACKERS** — McGee, 13-yard pass from Starr (Chandler kick).
- PACKERS** — Pitts, 1-yard run (Chandler kick).

TEAM STATISTICS	PACKERS	CHIEFS
First Downs	21	17
Total Net Yards	358	239
Rushes/Net Yards	33/130	19/72
Net Passing	228	167
Pass Attempts/Completions	24/16	32/17
Had Intercepted	1	1
Sacked/Yards Lost	3/22	6/61
Punts/Average	4/43.3	7/45.3
Penalties/Yards	4/40	4/26
Fumbles/Lost	1/0	1/0

RUSHING

- CHIEFS** — Dawson 3-24; Garrett 6-17; McClinton 6-16; Beathard 1-14; Coan 3-1.
- PACKERS** — Taylor 16-53, TD; Pitts 11-45, 2 TDs; Anderson 4-30; Grabowski 2-2.

RECEIVING

- CHIEFS** — Burford 4-67; Taylor 4-57; Garrett 3-28; McClinton 2-34, TD; Arbanas 2-30; Carolan 1-7; Coan 1-5.
- PACKERS** — McGee 7-138, 2 TDs; Dale 4-59; Fleming 2-22; Pitts 2-32.

PASSING

- CHIEFS** — Dawson 16-27-211, 1 TD, 1 INT; Beathard 1-5-17, 0 TDs, 0 INTs.
- PACKERS** — Starr 16-23-250, 2 TDs, 1 INT; Bratkowski 0-1-0, 0 TDs, 0 INTs.

INTERCEPTIONS

- CHIEFS** — Mitchell 1-0.
- PACKERS** — Wood 1-50.

FIELD GOALS

- CHIEFS** — Mercer 40WR (31).
- PACKERS** — None.



DT Buck Buchanan levels a hit on QB Bart Starr, who earned MVP honors in Super Bowl I.



1968 AFL DIVISIONAL PLAYOFF GAME

Raiders 41, Chiefs 6



December 22, 1968 • Oakland-Alameda County Coliseum • 54,444

KANSAS CITY 0 6 0 0 — 6
OAKLAND 21 7 0 13 — 41

Oakland jumped out to an early 21-0 lead and picked off QB Len Dawson four times, posting a convincing 41-6 victory in the initial postseason meeting between the Chiefs and Raiders. The two teams had both finished 12-2 and split a pair of regular season contests, setting up this playoff meeting for the right to advance to the AFL Championship Game.

The Chiefs defense had allowed a franchise-record 170 points during the regular season, but QB Daryle Lamonica and WR Fred Biletnikoff made play after play against Kansas City. Lamonica finished the day with 345 passing yards and five TD passes, the highest postseason totals ever amassed against Kansas City. Biletnikoff also had a record-setting day, registering 180 receiving yards and three scores, the best individual receiving day produced versus the Chiefs in the playoffs.

The Lamonica-Biletnikoff connection clicked early and often, accounting for three plays and 60 yards on Oakland's opening possession, including a 24-yard TD pass to put the Raiders ahead 7-0.

With the Chiefs backed up at their own two-yard line, P Jerrel Wilson's punt would go off the side of his foot, giving the Raiders the ball at the Kansas City 25-yard line. Three plays later, a 23-yard scoring grab by WR Warren Wells made the score 14-0. The two teams would exchange punts before Lamonica lofted a 44-yard aerial to Biletnikoff to make the score 21-0 at the end of the first quarter.

Kansas City's offense showed some life to open the second quarter. Dawson hit WR Otis Taylor for a 55-yard gain to put the Chiefs in scoring position, but KC could not crack the end zone on three tries from inside the five-yard line as the club would settle for a 10-yard K Jan Stenerud FG to make the count 21-3.

Two possessions later, the Chiefs got excellent field position at the Oakland 38. A 31-yard pass to WR Ron Pitts moved KC to the seven-yard line, but again the offense couldn't cross the goal line, resulting in an eight-yard Stenerud FG. The Raiders responded with a 54-yard Lamonica-to-Biletnikoff TD to close the first half, giving Oakland a commanding 28-6 lead.

The Chiefs defense forced a punt on Oakland's first drive of the second half and then held the Raiders out of the end zone on fourth-and-goal from the one on their next possession to keep the contest within reach. But Kansas City's offense couldn't put points on the board despite getting deep into Oakland territory twice as a missed 37-yard FG and an interception halted those drives.

The Raiders slammed the door shut in the fourth quarter as Wells caught his second TD of the day and K George Blanda tacked on a pair of FGs to up the Oakland lead to 41-6. Dawson was unable to rally the Chiefs as each of the club's final three possessions ended with interceptions and Oakland advanced to its second straight AFL Championship Game.

- RAIDERS** — Biletnikoff, 24-yard pass from Lamonica (Blanda kick).
- RAIDERS** — Wells, 23-yard pass from Lamonica (Blanda kick).
- RAIDERS** — Biletnikoff, 44-yard pass from Lamonica (Blanda kick).
- CHIEFS** — Stenerud, 10-yard FG.
- CHIEFS** — Stenerud, 8-yard FG.
- RAIDERS** — Biletnikoff, 54-yard pass from Lamonica (Blanda kick).
- RAIDERS** — Wells, 35-yard pass from Lamonica (Blanda kick).
- RAIDERS** — Blanda, 41-yard FG.
- RAIDERS** — Blanda, 40-yard FG.

TEAM STATISTICS	RAIDERS	CHIEFS
First Downs	22	13
Total Net Yards	454	312
Rushes/Net Yards	30/118	24/70
Net Passing	336	242
Pass Attempts/Completions	39/19	36/17
Had Intercepted	0	4
Sacked/Yards Lost	1/11	1/11
Punts/Average	5/45.4	6/50.3
Penalties/Yards	1/5	4/49
Fumbles/Lost	1/0	2/0

RUSHING

- CHIEFS** — Dawson 3-24; Garrett 6-17; McClinton 6-16; Beathard 1-14; Coan 3-1.
- RAIDERS** — Taylor 16-53, TD; Pitts 11-45, 2 TDs; Anderson 4-30; Grabowski 2-2.

RECEIVING

- CHIEFS** — Burford 4-67; Taylor 4-57; Garrett 3-28; McClinton 2-34, TD; Arbanas 2-30; Carolan 1-7; Coan 1-5.
- RAIDERS** — McGee 7-138, 2 TDs; Dale 4-59; Fleming 2-22; Pitts 2-32.

PASSING

- CHIEFS** — Dawson 16-27-211, 1 TD, 1 INT; Beathard 1-5-17, 0 TDs, 0 INTs.
- RAIDERS** — Starr 16-23-250, 2 TDs, 1 INT; Bratkowski 0-1-0, 0 TDs, 0 INTs.

INTERCEPTIONS

- CHIEFS** — Mitchell 1-0.
- RAIDERS** — Wood 1-50.

FIELD GOALS

- CHIEFS** — Mercer 40WR (31).
- RAIDERS** — None.



LB Willie Lanier (63), DT Buck Buchanan (86) and LB Jim Lynch (51) corral RB Roger Hagberg.



1969 AFL DIVISIONAL PLAYOFF GAME

Chiefs 13, Jets 6



December 20, 1969 • Shea Stadium • 62,977

KANSAS CITY 0 3 3 7 — 13
NEW YORK 3 0 0 3 — 6

Kansas City had throttled the Jets in the regular season, but getting a playoff victory against the reigning World Champions would prove much more difficult. The Chiefs defense would rise up for a monumental goal line stand, while the offense would get into the end zone when it mattered most as Kansas City claimed a 13-6 victory.

New York was led by QB Joe Namath, but throwing the ball accurately in the swirling winds of Shea Stadium would prove difficult for the charismatic MVP of Super Bowl III. The Jets passer connected on just 14 of 40 attempts for 164 yards and was picked off three times.

New York got on the board first with a 27-yard K Jim Turner field goal to go up 3-0. QB Len Dawson then started KC's next drive with a 13-yard pass to WR Otis Taylor, a 12-yard connection to TE Fred Arbanas and a 17-yard screen to RB Wendell Hayes. After missing a 47-yard FG on KC's first drive, this time K Jan Stenerud connected on a 23-yard FG to knot the score at 3-3.

Neither club could muster much offense for the remainder of the first half. Stenerud would misfire on a 44-yard kick on KC's only other legitimate scoring shot, leaving the score deadlocked at intermission.

Kansas City's defense would turn up the pressure in the third quarter. CB Emmitt Thomas would register the Chiefs first INT of the day, setting up a 47-yard FG attempt that sailed wide left in the blustery conditions. New York's next possession would be terminated by the first of two interceptions on the day by CB Jim Marsalis. After the Jets were penalized for running into P Jerrel Wilson, a 27-yard pass to Arbanas put KC in New York territory. A 25-yard Stenerud FG then gave the Chiefs a slim, 6-3 advantage.

Namath responded by moving the Jets into scoring position early in the fourth quarter. A pass interference call in the end zone would give the home squad first-and-goal at the one, setting the stage for the biggest goal-line stand in Chiefs history.

RB Matt Snell gained half a yard off right tackle on first down before S Johnny Robinson arrived on the scene, while RB Bill Mathis was stuffed for no gain by LB Willie Lanier on second down. Namath attempted a bootleg on third down, but was hit by LB Jim Lynch and threw the ball away, forcing the Jets to settle for a seven-yard Turner field goal to tie the contest at 6-6.

Dawson and the Chiefs would immediately strike back. A 61-yard bomb to Taylor would set up the game's only TD. WR Gloster Richardson made the biggest grab of his career, hauling in a 19-yard scoring strike from Dawson on the next play. Marsalis would then record his second INT of Namath on the Jets final possession to ensure a tightly-contested 13-6 playoff win, sending Kansas City to the AFL's final title game at Oakland.

- JETS** — J. Turner, 28-yard FG.
- CHIEFS** — Stenerud, 23-yard FG.
- CHIEFS** — Stenerud, 25-yard FG.
- JETS** — J. Turner, 7-yard FG.
- CHIEFS** — Richardson, 19-yard pass from Dawson (Stenerud kick).

TEAM STATISTICS	JETS	CHIEFS
First Downs	19	14
Total Net Yards	235	276
Rushes/Net Yards	22/87	30/99
Net Passing	148	177
Pass Attempts/Completions	40/14	27/12
Had Intercepted	3	0
Sacked/Yards Lost	2/16	2/24
Punts/Average	5/37.2	6/33.5
Penalties/Yards	3/15	5/63
Fumbles/Lost	1/1	0/0

RUSHING

- CHIEFS** — Garrett 18-67; Hayes 10-32; Holmes 1-0; McVea 1-0.
- JETS** — Snell 12-61; Boozer 3-14; Mathis 6-11; Namath 1-1.

RECEIVING

- CHIEFS** — Hayes 5-46; Taylor 2-74; Arbanas 2-39; Holmes 1-29; Richardson 1-19, TD; Pitts 1-(-6).
- JETS** — Sauer 5-61; Lammons 3-37; B. Turner 2-25; Maynard 1-18; Boozer 1-10; Snell 1-9; Mathis 1-4.

PASSING

- CHIEFS** — Dawson 12-27-201, 1 TD, 0 INTs.
- JETS** — Namath 14-40-164, 0 TDs, 3 INTs.

INTERCEPTIONS

- CHIEFS** — Marsalis 2-42; Thomas 1-0.
- JETS** — None.

FIELD GOALS

- CHIEFS** — Stenerud 47S (23) 44WR 47WL (25).
- JETS** — J. Turner (28) (7).



LB Willie Lanier (63) and S Johnny Robinson (42) spearhead a pivotal goal-line stand.



1969 AFL CHAMPIONSHIP GAME

Chiefs 17, Raiders 7

January 4, 1970 • Oakland-Alameda County Coliseum • 54,444



KANSAS CITY 0 7 7 3 — 17
OAKLAND 7 0 0 0 — 7

On the day the American Football League played the final game of its 10-year history, the Kansas City Chiefs became the AFL's only three-time champion. The Chiefs, through a curious playoff system, played Oakland for the league's last title. The Raiders had won the AFL West and owned a pair of regular season wins over the Chiefs, including a slim 10-6 victory in the regular season finale.

The Raiders, who arrived at the Oakland-Alameda County Coliseum already packed for a potential trip to Super Bowl IV, suffered the indignity of carrying those suitcases out of the stadium past the Chiefs busses after a 17-7 defeat.

The two clubs managed one first-half touchdown apiece with Oakland's coming on a three-yard run by RB Charlie Smith. Kansas City responded with a one-yard plunge by RB Wendell Hayes after QB Len Dawson had hit on passes of 14 yards to WR Otis Taylor and 41 yards to WR Frank Pitts.

In the third quarter, QB/K George Blanda was wide right on field goals of 39 and 40 yards, attempts that would have moved Oakland in front. Midway through the period, Kansas City began its second TD drive from its own six-yard line. A potential disaster was averted when the Chiefs fell on a fumble at their own two-yard line. On the next play, Dawson and Taylor pulled Kansas City out of the hole with a 35-yard pass play. FB Robert Holmes added 23 more on a flare pass, while a 25-yard pass interference call gave the Chiefs first-and-goal at the three. Holmes plowed in for the go-ahead TD from five yards out on third down, giving the Chiefs a 14-7 advantage.

The game then became a defensive struggle, which played right into Kansas City's hand. Led by defensive charges from the entire front four of DEs Aaron Brown and Jerry Mays and DTs Buck Buchanan and Curley Culp, the Chiefs continually harassed Raiders QB Daryle Lamonica, forcing the Oakland signal caller to throw a trifecta of fourth-quarter interceptions.

K Jan Stenerud came up short on a 52-yard FG to begin the final frame, which would be marked by a myriad of turnovers. S Jim Kearney registered KC's first INT of Lamonica at the Chiefs 18-yard line. Two plays later a Chiefs fumble would put the ball back in the hands of the "Mad Bomber," who was subsequently picked off by CB Jim Marsalis on Oakland's very next snap.

Inexplicably, Kansas City would fumble again two plays later, setting Lamonica up deep in Chiefs territory. But three snaps later CB Emmitt Thomas recorded his second pickoff of the day, ending a third straight Oakland possession with an INT. Thomas returned the ball 62 yards to the Oakland 18-yard line, setting up a 22-yard field goal that provided a 17-7 lead with 4:48 remaining.

Kansas City would actually fumble one more time, but the Silver and Black could not capitalize as the victorious Chiefs would return home to pack bags of their own for New Orleans and Super Bowl IV.

RAIDERS — Smith, 3-yard run (Blanda kick).
CHIEFS — Hayes, 1-yard run (Stenerud kick).
CHIEFS — Holmes, 5-yard run (Stenerud kick).
CHIEFS — Stenerud, 22-yard FG.

TEAM STATISTICS	RAIDERS	CHIEFS
First Downs	18	13
Total Net Yards	233	207
Rushes/Net Yards	28/79	39/86
Net Passing	154	121
Pass Attempts/Completions	45/17	17/7
Had Intercepted	4	0
Sacked/Yards Lost	4/37	1/8
Punts/Average	6/48.5	8/42.8
Penalties/Yards	5/45	5/43
Fumbles/Lost	1/0	5/4

RUSHING

CHIEFS — Hayes 8-35, TD; Garrett 7-19; Holmes 18-14, TD; McVea 3-13; Dawson 3-5.
RAIDERS — Dixon 12-36; Smith 12-31, TD; Banaszak 2-8; Todd 2-4.

RECEIVING

CHIEFS — Taylor 3-62; Holmes 2-16; Pitts 1-41; Arbanas 1-10.
RAIDERS — Smith 8-86; Sherman 3-45; Cannon 2-22; Banaszak 2-13; Wells 1-24; Dixon 1-1.

PASSING

CHIEFS — Dawson 7-17-129, 0 TDs, 0 INTs.
RAIDERS — Lamonica 15-39-167, 0 TDs, 3 INTs; Blanda 2-6-24, 0 TDs, 1 INT.

INTERCEPTIONS

CHIEFS — Thomas 2-69; Marsalis 1-23; Kearney 1-17.
RAIDERS — None.

SACKS

CHIEFS — Brown 3.0; Culp 1.0.
RAIDERS — Davidson 1.0.

FIELD GOALS

CHIEFS — Stenerud 52S (22).
RAIDERS — Blanda 52S 39WR 40WR.



Hank Stram celebrates a third AFL crown as the Chiefs win the league's final contest.



SUPER BOWL IV
Chiefs 23, Vikings 7



January 11, 1970 • Tulane Stadium • 80,562

MINNESOTA 0 0 7 0 — 7
KANSAS CITY 3 13 7 0 — 23

Kansas City's finest sports hour concluded at 5:20 in the afternoon of Sunday, January 11, 1970, when the Chiefs defeated the Minnesota Vikings, 23-7, for the World Championship of pro football.

The Chiefs, who finished 11-3 on the season and defeated the N.Y. Jets and Oakland Raiders in the playoffs, closed out their first decade as the winningest team in the American Football League, which, with Super Bowl IV, came to an end. Beginning in '70, the two leagues merged, with the AFL becoming the American Football Conference of the NFL.

Minnesota, a prohibitive favorite, was 12-2 during the regular season and at one point had won 12 games in succession behind a fearsome defense that had allowed an average of just 9.5 points per game. But behind QB Len Dawson — who would earn the game's Most Valuable Player Award — the Chiefs would amass more than enough offense to carry the day.

The Chiefs took an early lead when K Jan Stenerud booted a 48-yard first quarter field goal, a kick that remains as the longest field goal in Chiefs postseason history. He would later follow with field goals of 32 and 25 yards to give Kansas City a 9-0 lead.

Kansas City received the first break in the game when Vikings S Charlie West fumbled a kickoff and G Remi Prudhomme recovered at the Minnesota 19-yard line. After an eight-yard loss, Dawson handed off to RB Wendell Hayes, who rambled for 13 yards up the middle on a draw play. A 10-yard pass to WR Otis Taylor gave the Chiefs a first down at the four. Three plays later, RB Mike Garrett burst off-tackle for a five-yard touchdown, giving Kansas City a 16-0 halftime lead and stunning the Vikings and a nationwide television audience.

Minnesota mounted a mild third-quarter comeback when RB Dave Osborn scored from four yards out to cut the margin to 16-7. But any hopes the Vikings had of getting closer were dashed by Taylor, who lived up to his big-play reputation repeatedly through that season. Dawson hit the Chiefs wideout on a short hitch pattern, and when CB Earsell Mackbee missed the initial tackle, Taylor was loose down the right sideline, high-stepping his way to a 46-yard TD to give the Chiefs a 23-7 lead after three quarters.

As was so often the case in '69, the defense came to the fore. Minnesota had the ball three times in the final period and, as in the Oakland game the previous week, the Chiefs snuffed out all three chances with interceptions. LB Willie Lanier picked off a QB Joe Kapp pass to halt a rally at the Chiefs 34-yard line. Later on, S Johnny Robinson, playing with what turned out to be three broken ribs, grabbed another errant Kapp throw. Following the game, Kapp would pay tribute to Kansas City's massive defensive front: "The Chiefs defensive line was very active and looked like a Redwood Forest."

QB Gary Cuozzo would replace Kapp, but suffered similar results. In the game's closing minutes, CB Emmitt Thomas intercepted his fourth pass of the playoffs. The Chiefs then ran out the clock to capture the AFL's second consecutive Super Bowl triumph.

- CHIEFS** — Stenerud, 48-yard FG.
- CHIEFS** — Stenerud, 32-yard FG.
- CHIEFS** — Stenerud, 25-yard FG.
- CHIEFS** — Garrett, 5-yard run (Stenerud kick).
- VIKINGS** — Osborn, 4-yard run (Cox kick).
- CHIEFS** — Taylor, 46-yard pass from Dawson (Stenerud kick).

TEAM STATISTICS	VIKINGS	CHIEFS
First Downs	13	18
Total Net Yards	239	273
Rushes/Net Yards	19/67	41/151
Net Passing	172	122
Pass Attempts/Completions	28/17	17/12
Had Intercepted	3	1
Sacked/Yards Lost	3/27	3/20
Punts/Average	3/37.0	4/48.5
Penalties/Yards	6/67	4/47
Fumbles/Lost	3/2	0/0

RUSHING

- CHIEFS** — Garrett 11-39, TD; Pitts 3-37; Hayes 8-31; McVea 12-26; Dawson 3-11; Holmes 5-7.
- VIKINGS** — Brown 6-26; Reed 4-17; Osborn 7-15, TD; Kapp 2-9.

RECEIVING

- CHIEFS** — Taylor 6-81, TD; Pitts 3-33; Garrett 2-25; Hayes 1-13.
- VIKINGS** — Henderson 7-111; Brown 3-11; Beasler 2-41; Reed 2-16; Osborn 2-11; Washington 1-9.

PASSING

- CHIEFS** — Dawson 12-17-142, 1 TD, 1 INT; Livingston 0-0-0, 0 TDs, 0 INTs.
- VIKINGS** — Kapp 16-25-183, 0 TDs, 2 INTs; Cuozzo 1-3-16, 0 TDs, 1 INT.

INTERCEPTIONS

- CHIEFS** — Lanier 1-9; Robinson 1-9; Thomas 1-6.
- VIKINGS** — Krause 1-0.

SACKS

- CHIEFS** — Brown 1.0 Buchanan 1.0; Mays 1.0
- VIKINGS** — Eller 1.0; Marshall 1.0; Winston 1.0.


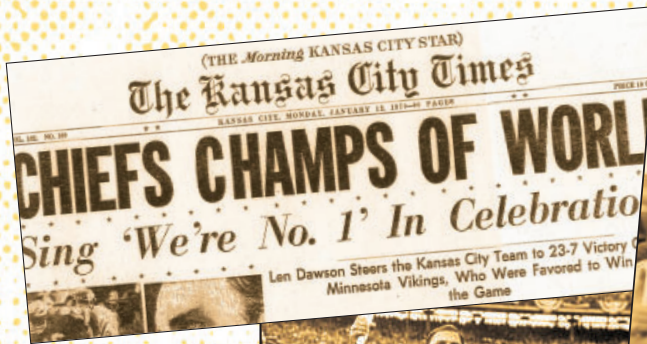
FIELD GOALS

- CHIEFS** — Stenerud (48) (32) (25).
- VIKINGS** — Cox 56S.




WR Otis Taylor's 46-yard TD catch from Super Bowl IV MVP QB Len Dawson seals a 23-7 win.

1969 WORLD CHAMPIONS



The caption in the January 12th, 1970 edition of the Kansas City Times proclaimed: WHO SAID THERE ARE NO HEROES ANYMORE is the question asked by this downtown parade scene (far right photo) that included thousands of Kansas Citizens greeting the triumphant Chiefs with cheers and floating paper. Riding in an open convertible on a chilly day, Otis Taylor (left) and Gloster Richardson (right) were obviously warmed by their reception from jubilant fans on Tenth Street east of Main. In the center photo, Hank Stram, Taylor, Jack Steadman, Len Dawson and Bill Grigsby jubilantly hoist the Lombardi Trophy for Chiefs fans to behold.



Front Row: Noland Smith, Jan Stenerud, Warren McVea, Mike Livingston, Tom Flores, Ed Podolak, Jacky Lee, Len Dawson, John Huarte, Emmitt Thomas.
Second Row: Goldie Sellers, Mike Garrett, Willie Mitchell, Bert Coan, Ceaser Belser, Frank Pitts, Head Coach Hank Stram, Paul Lowe, Gloster Richardson, Curtis McClinton, Richard Armstrong, Wendell Hayes, Jim Marsalis.
Third Row: Dr. Albert Miller, Johnny Robinson, Jerrel Wilson, Robert Holmes, Jim Kearney, Jim Lynch, E.J. Holub, Jack Rudnay, George Daney, Curley Culp, Willie Lanier, Bobby Yarborough - Equipment Manager.
Fourth Row: John Beake - Assistant Coach, Tommy O'Boyle - Assistant Coach, Remi Prudhomme, Bob Stein, Jerry McClurg, Ed Budde, Dave Hill, Gene Trosch, Jerry Mays, Mo Moorman, Jim Tyrer, Bobby Bell, Lloyd Wells - Scout, Wayne Rudy - Trainer.
Fifth Row: Tom Pratt - Assistant Coach, Bill Walsh - Assistant Coach, Jack Steadman - General Manager, Reg Carolan, Mickey McCarty, Ed Lothamer, Fred Arbanas, Chuck Hurston, Buck Buchanan, Aaron Brown, Morris Stroud, Otis Taylor, Darrel "Pete" Brewster - Assistant Coach, Tom Bettis - Assistant Coach, Bob Wachter - Ticket/Stadium Manager.



1971 AFC DIVISIONAL PLAYOFF GAME

Dolphins 27, Chiefs 24 (2 OT)

December 25, 1971 • Municipal Stadium • 50,374



MIAMI..... 0 10 7 7 0 3 — 27
KANSAS CITY..... 10 0 7 7 0 0 — 24

The longest game in NFL history signaled the end of a glorious era in Chiefs history as Kansas City and Miami dueled for 82:40 in a double-overtime epic on Christmas Day '71. The final game ever played at Municipal Stadium featured 11 future Hall of Fame players, Hall of Fame head coaches Hank Stram and Don Shula, as well as one of the greatest individual efforts in NFL postseason annals by RB Ed Podolak. But in the end it was the Dolphins who prevailed when K Garo Yepremian's 37-yard FG at 7:40 of the second OT gave Miami a 27-24 victory.

Widely regarded as the finest Chiefs team ever assembled – the '69 Super Bowl IV squad included – Kansas City took a 10-0 lead after the first quarter thanks to a 24-yard FG and a seven-yard TD catch by Podolak. But Miami countered with 10 unanswered points to leave the score deadlocked at halftime.

The unquestioned star of the contest was Podolak, who accounted for an NFL-playoff record 350 combined net yards (85 rushing yards, 110 receiving yards and 153 on kick returns). With the score knotted at 17-17 after three quarters, Podolak capped a 91-yard drive with a three-yard TD run to give the Chiefs a 24-17 lead with 6:46 left in regulation. However, a five-yard pass from QB Bob Griese to TE Marv Fleming put the count at 24-24 with 1:25 remaining in regulation.

Podolak almost ended the game with a 78-yard return on the ensuing kickoff, but Miami CB Curtis Johnson maintained his angle to make a touchdown-saving tackle at the 22-yard line. With 35 seconds left, K Jan Stenerud's would-be, game-winning 31-yard FG attempt sailed wide right. Miami could not move the ball on its final possession of regulation, sending the game to its first overtime session.

Kansas City won the toss and after taking a lateral from DT Buck Buchanan, Podolak returned the kickoff to the Chiefs 46-yard line. Four plays later, KC was at the Miami 35-yard line as Stenerud lined up for another attempt at a game-winning kick, this time from 42 yards out. But Stenerud's attempt was blocked by LB Nick Buoniconti, giving the Dolphins new life.

Both teams would exchange punts before a 52-yard FG attempt by Yepremian came up short. The first overtime session would come to a close when Dawson was intercepted by Miami S Jake Scott. The Dolphins took over at their own 46 to start overtime number two, but were smothered by Kansas City's fierce defense.

Miami's defense forced the Chiefs to punt, setting up Griese and the Dolphins for one final drive. RB Larry Csonka broke off a 29-yard run to move Miami into KC territory. Four plays later Yepremian ended the NFL's longest day with his 37-yard game-winner. The Dolphins would eventually advance to Super Bowl VI, while the Chiefs would have to wait 15 years before their next postseason appearance after falling in one of the most storied battles in pro football history.

CHIEFS — Stenerud, 24-yard FG (9-35, 4:09).
CHIEFS — Podolak, 7-yard pass from Dawson (Stenerud kick) (6-35, 3:44).
DOLPHINS — Csonka, 1-yard run (Yepremian kick) (10-80, 5:51).
DOLPHINS — Yepremian, 14-yard FG (4-5, 0:57).
CHIEFS — Otis, 1-yard run (Stenerud kick) (15-75, 9:44).
DOLPHINS — Kiick, 1-yard run (Yepremian kick) (8-71, 3:53).
CHIEFS — Podolak, 3-yard run (Stenerud kick) (6-91, 4:30).
DOLPHINS — Fleming, 5-yard pass from Griese (Yepremian kick) (9-71, 5:10).
DOLPHINS — Yepremian, 37-yard FG (6-40, 3:51).

TEAM STATISTICS	DOLPHINS	CHIEFS
First Downs	22	23
Total Net Yards	407	451
Rushes/Net Yards	43/144	44/213
Net Passing	263	238
Pass Attempts/Completions	35/20	26/18
Had Intercepted	2	2
Sacked/Yards Lost	0/0	1/8
Punts/Average	6/40.0	2/51.0
Penalties/Yards	5/26	6/44
Fumbles/Lost	1/0	3/2

RUSHING

CHIEFS — Hayes 22-100; Podolak 17-85, TD; Wright 2-15; Otis 3-13, TD.
DOLPHINS — Csonka 24-86, TD; Kiick 15-56, TD; Griese 2-9; Warfield 2-(-7).

RECEIVING

CHIEFS — Podolak 8-110, TD; Wright 3-104; Taylor 3-12; Hayes 3-6; Frazier 1-14.
DOLPHINS — Warfield 7-140; Twilley 5-58; Fleming 4-37, TD; Kiick 3-24; Mandich 1-4.

PASSING

CHIEFS — Dawson 18-26-246, 1 TD, 2 INTs; Podolak 0-0-0, 0 TDs, 0 INTs.
DOLPHINS — Griese 20-35-263, 1 TD, 2 INTs.

INTERCEPTIONS

CHIEFS — Lanier 1-17; Lynch 1-0.
DOLPHINS — Scott 1-13; Johnson 1-0.

SACKS

CHIEFS — None.
DOLPHINS — Fernandez 0.5; Riley 0.5.

FIELD GOALS

CHIEFS — Stenerud (24) 29WR 31WR 42B.
DOLPHINS — Yepremian (14) 52WL.

NFL'S LONGEST GAMES

The Chiefs/Texans have participated in the two longest games in NFL history, both double-overtime playoff contests.

Time	Result	Date
1. 82:40	Miami 27, KANSAS CITY 24	Dec. 25, 1971
2. 77:54	Dallas Texans 20, HOUSTON 17	Dec. 23, 1962
3. 77:02	CLEVELAND 23, N.Y. Jets 20	Jan. 3, 1987



RB Ed Podolak takes a pass from QB Len Dawson for a 7-yard touchdown behind the block of C Jack Rudnay.



1986 AFC WILD CARD PLAYOFF GAME

Jets 35, Chiefs 15

December 28, 1986 • Giants Stadium • 69,307



KANSAS CITY 6 0 0 9 — 15
NEW YORK 7 14 7 7 — 35

Kansas City finished the regular season with a 10-6 record to earn the club's first playoff berth in 15 years, but that adulation would be short-lived. After taking an early lead against the N.Y. Jets, three KC turnovers combined with 135 rushing yards and two scores from New York RB Freeman McNeil led to 28 unanswered points and a 35-15 Jets victory.

The Chiefs only offensive scoring drive of the day came on Kansas City's initial possession when QB Todd Blackledge led Kansas City to paydirt. A pass interference call in the end zone set the stage for a one-yard scoring plunge by RB Jeff Smith. But a missed PAT would begin a downward spiral for the Chiefs, who took a brief 6-0 lead.

Jets head coach Joe Walton then made the biggest call of the game on New York's next drive. Facing fourth-and-six at the Chiefs 33-yard line, Walton kept his offense on the field. QB Pat Ryan faked a pitch to McNeil and took the ball up the gut for a 24-yard gain. Two plays later, McNeil was in the end zone, giving the Jets a lead they would not relinquish.

Disaster would strike on Kansas City's next offensive snap when RB Larry Moriarty had the ball jarred loose after catching a swing pass. LB Kyle Clifton recovered for the Jets. Twelve plays later, a one-yard TD toss to McNeil put the Jets ahead 14-6.

After Kansas City failed to gain a first down on its next two possessions, a 30-yard pass to WR Al Toon put New York in Chiefs territory. Ryan then found Toon kneeling in the end zone for an 11-yard TD on third down to give the Jets a commanding 21-6 advantage with 0:59 left in the second quarter.

New York outgained the Chiefs 191 to 58 after 30 minutes and Kansas City's situation would go from bad to worse on the opening snap of the second half. Blackledge was intercepted by LB Kevin McArthur, who raced down the sideline for a 21-yard score, putting the Jets ahead 28-6 just 13 seconds into the third quarter.

Blackledge would guide the Chiefs to the Jets 15-yard line on Kansas City's next possession, but the club's comeback hopes were effectively over when RB Boyce Green was stuffed on fourth-and-one in the third quarter, turning the ball back over to the Jets.

Kansas City's special teams would account for the club's only touchdown of the second half as CB Albert Lewis blocked a Dave Jennings punt and recovered it in the end zone to close the gap to 28-13. A six-yard Ryan TD pass to TE Billy Griggs made it 35-13 before QB Bill Kenney replaced Blackledge in the fourth quarter. Kenney guided Kansas City inside the Jets 10-yard line twice to no avail.

The Chiefs final points of the afternoon came when Jennings stepped out of the end zone for a self-imposed safety to make the final score 35-15 as Kansas City's hopes expired.

- CHIEFS** — J. Smith, 1-yard run (kick failed) (9-67).
- JETS** — McNeil, 1-yard run (Leahy kick) (13-75).
- JETS** — McNeil, 1-yard pass from Ryan (Leahy kick) (12-47).
- JETS** — Toon, 11-yard pass from Ryan (Leahy kick) (8-62).
- JETS** — McArthur, 21-yard interception return (Leahy kick).
- CHIEFS** — Lewis, blocked punt recovery in end zone (Lowery kick).
- JETS** — Griggs, 6-yard pass from Ryan (Leahy kick) (7-61).
- CHIEFS** — Safety, Jennings runs out of end zone.

TEAM STATISTICS	JETS	CHIEFS
First Downs	19	15
Total Net Yards	306	241
Rushes/Net Yards	36/165	20/67
Net Passing	141	174
Pass Attempts/Completions	23/16	37/20
Had Intercepted	0	2
Sacked/Yards Lost	2/12	2/3
Punts/Average	4/29.0	3/41.3
Penalties/Yards	8/54	1/5
Fumbles/Lost	1/0	2/1

RUSHING

- CHIEFS** — Blackledge 4-33; Green 8-15; J. Smith 4-12, TD; Moriarty 2-7; Heard 1-1; S. Paige 1-(-1).
- JETS** — McNeil 31-135, TD; Ryan 2-30; T. Paige 2-3; Jennings 1-(-3).

RECEIVING

- CHIEFS** — Marshall 6-72; Green 5-7; Coffman 3-12; Carson 2-43; Smith 2-12; Moriarty 1-16; Heard 1-15.
- JETS** — Toon 4-48, TD; Shuler 4-28; McNeil 3-16, TD; Walker 2-45; Sohn 1-11; Griggs 1-6, TD; Alexander 1-(-1).

PASSING

- CHIEFS** — Blackledge 12-21-80, 0 TDs, 2 INTs; Kenney 8-16-97, 0 TDs, 0 INTs.
- JETS** — Ryan 16-23-153, 3 TDs, 0 INTs.

INTERCEPTIONS

- CHIEFS** — None.
- JETS** — McArthur 1-21, TD; Carter 1-12.

SACKS

- CHIEFS** — Hackett 1.0; Maas 1.0.
- JETS** — Gastineau 1.0; Lyons 1.0.

FIELD GOALS

- CHIEFS** — None.
- JETS** — None.



The Chiefs can't slow RB Freeman McNeil as he posts 135 rushing yards in a Jets win.



1990 AFC WILD CARD PLAYOFF GAME

Dolphins 17, Chiefs 16

January 5, 1991 • Joe Robbie Stadium • 67,276



KANSAS CITY 3 7 6 0 — 16
MIAMI 0 3 0 14 — 17

The Chiefs were in control for the majority of their first playoff game since '86, but could not answer a late comeback bid by QB Dan Marino as the Dolphins pulled out a 17-16 victory. Chiefs QB Steve DeBerg — who had guided KC to an 11-5 regular season record — had the club in scoring position, but a 52-yard FG attempt by K Nick Lowery fell just inches short with 0:56 remaining.

Had Kansas City fully capitalized on a number of scoring opportunities earlier in the game, the outcome may have been different. CB Charles Washington blocked a punt on Miami's first possession, setting the Chiefs up at the Dolphins 37-yard line. However, Kansas City would be forced to settle for a 27-yard FG. Miami would answer on its next possession as K Pete Stoyanovich nailed an NFL postseason-record 58-yard FG to even to count at 3-3.

However, Stoyanovich would come up short on a 57-yard attempt later in the second quarter, setting the Chiefs up with good field position. KC capitalized as DeBerg floated a 26-yard scoring aerial to WR Stephone Paige putting the Chiefs ahead 10-7 with 1:54 left in the half. Paige would finish the day with 142 receiving yards, the highest postseason total in team history. Meanwhile, DE Neil Smith — who had 1.5 sacks on the day — preserved the lead by stripping Marino on Miami's next possession.

Kansas City dominated the third quarter, but only managed to extend its lead to 16-3. Poised with second-and-goal at the Miami three-yard line, DeBerg was flagged for intentional grounding and the club settled for a 25-yard FG. S Deron Cherry blasted the ball loose from WR Mark Duper on Miami's next play, giving KC the ball at the Dolphins 29-yard line. But once again, the Chiefs could not strike paydirt and would leave Miami territory with only a 38-yard Lowery FG to show for their efforts.

Marino then began his comeback bid. A 10-play, 66-yard march culminated with a one-yard TD toss to FB Tony Paige as the Dolphins moved the count to 16-10. After a 33-yard connection between DeBerg and WR Emile Harry moved KC back into Miami territory, the Chiefs were forced to punt, setting up the Dolphins go-ahead drive which began with a key, 37-yard pass over the middle to TE Ferrell Edmunds. Marino then capped the march with a six-yard TD pass to WR Mark Clayton that was nearly intercepted by CB Albert Lewis as the Dolphins took their first lead of the game at 17-16 with 3:28 remaining in the fourth quarter.

A 20-yard pass to Paige and a 26-yard run by RB Christian Okoye helped put the Chiefs at the Miami 26-yard at the 2:00 warning. A controversial holding call on G Dave Szott nullified a 12-yard Okoye run on the next play, halting the club's momentum and setting the stage for Lowery's final field goal attempt, which came tantalizingly close to the crossbar.

CHIEFS — Lowery, 27-yard FG (9-28).
DOLPHINS — Stoyanovich, 58-yard FG (9-40).
CHIEFS — S. Paige, 26-yard pass from DeBerg (Lowery kick) (4-61).
CHIEFS — Lowery, 25-yard FG (11-63).
CHIEFS — Lowery, 38-yard FG (4-8).
DOLPHINS — T. Paige, 1-yard pass from Marino (Stoyanovich kick) (10-66).
DOLPHINS — Clayton, 12-yard pass from Marino (Stoyanovich kick) (11-85).

TEAM STATISTICS	DOLPHINS	CHIEFS
First Downs	23	15
Total Net Yards	311	367
Rushes/Net Yards	32/98	24/103
Net Passing	213	264
Pass Attempts/Completions	30/19	30/17
Had Intercepted	0	1
Sacked/Yards Lost	2/8	1/5
Punts/Average	3/39.7	4/35.0
Penalties/Yards	2/22	4/35
Fumbles/Lost	2/2	0/0

RUSHING

CHIEFS — Okoye 13-83; Word 9-13; McNair 2-7.
DOLPHINS — S. Smith 20-82; Logan 7-17; T. Paige 1-2; Marino 4-(-3).

RECEIVING

CHIEFS — S. Paige 8-142, TD; McNair 3-22; Harry 2-59; Roberts 2-26; R. Thomas 1-15; Hayes 1-5.
DOLPHINS — Clayton 5-66, TD; T. Paige 5-30, TD; Duper 3-36; Edmunds 2-49; S. Smith 2-22; Jensen 1-11; S. Martin 1-7.

PASSING

CHIEFS — DeBerg 17-30-269 1 TD, 1 INT.
DOLPHINS — Marino 19-30-221, 2 TDs, 0 INTs.

INTERCEPTIONS

CHIEFS — None.
DOLPHINS — Williams 1.0.

SACKS

CHIEFS — N. Smith 1.5; Cooper 0.5.
DOLPHINS — Griggs 1.0.

FIELD GOALS

CHIEFS — Lowery (27) (25) (38) 52S.
DOLPHINS — Stoyanovich (58) 57S.



Miami claims a 17-16 comeback win despite 142 receiving yards from WR Stephone Paige.



1991 AFC WILD CARD PLAYOFF GAME

Chiefs 10, Raiders 6

December 28, 1991 • Arrowhead Stadium • 75,827



LOS ANGELES 0 3 3 0 — 6
 KANSAS CITY 0 7 0 3 — 10

It took 19 years, but the Chiefs finally had an opportunity to officially christen Arrowhead Stadium with a playoff game. And fittingly, that contest came against Kansas City's most heated rival, the Raiders. The Chiefs had defeated the Raiders 27-21 just six days earlier at the L.A. Coliseum in the season's final regular season game for the right to play at home in the first week of the postseason. Kansas City made the most of that opportunity by recording a 10-6 win over the Raiders, marking the club's first playoff victory since Super Bowl IV.

The Chiefs imparted a familiar recipe for success – solid defense and a bruising ground game. Kansas City's defense forced six turnovers and limited the Silver and Black to just two field goals, while RB Barry Word pummeled the Raiders with 33 carries for a team postseason-record 130 yards.

Word pounded away at the Raiders all day, a trend that began early. Kansas City won the toss and consumed 11:56 off the clock, thanks to a drive that featured 12 runs by Word. The Chiefs drove as deep as the 15-yard line, but K Nick Lowery's 33-yard FG was wide left, leaving the scoreboard empty.

S Deron Cherry registered the first of his two INTs on the game on the Raiders first possession. QB Todd Marinovich would be picked off four times by the KC defense and his first errant throw would give Kansas City possession at the Raiders 24-yard line. But again, Lowery would misfire, this time on a 47-yard FG attempt.

A wild barrage of turnovers then ensued. Chiefs LB Derrick Thomas stripped Marinovich, but QB Steve DeBerg promptly threw an INT on KC's next possession. After a Raiders punt, RB Harvey Williams put the ball on the ground for Kansas City, but Cherry registered another INT which he returned to the 11-yard line. DeBerg would hit WR Fred Jones for the game's only touchdown on the next play as the Chiefs took a 7-0 lead.

Raiders RB Nick Bell finished the game with 107 ground yards and was the club's primary weapon on a 10-play, 65-yard drive that ended with a 32-yard K Jeff Jaeger FG that closed the gap to 7-3 just before intermission.

The first half passing numbers for both squads were equally unimpressive. Marinovich completed just three passes for 47 yards, while DeBerg hit on seven passes for 71 yards. Wisely, both clubs turned to the ground game in the second half. The Raiders gave the ball to Bell eight times on their initial possession of the third quarter, but would have to settle for a 26-yard FG to close the gap to 7-6.

Kansas City then capitalized on a Raiders fumble by handing the ball to Word nine times on a 13-play drive that netted an 18-yard FG to make the score 10-6 early in the fourth quarter. The Chiefs would pick off Marinovich on each of the Raiders final two drives to seal the franchise's first-ever home playoff victory.

- CHIEFS — F. Jones, 11-yard pass from DeBerg (Lowery kick) (1-11).
- RAIDERS — Jaeger, 32-yard FG (10-65).
- RAIDERS — Jaeger, 26-yard FG (11-62).
- CHIEFS — Lowery, 18-yard FG (13-61).

TEAM STATISTICS	RAIDERS	CHIEFS
First Downs	16	16
Total Net Yards	276	204
Rushes/Net Yards	30/152	39/131
Net Passing	124	73
Pass Attempts/Completions	23/12	14/9
Had Intercepted	4	1
Sacked/Yards Lost	2/16	2/16
Punts/Average	1/20.0	2/46.0
Penalties/Yards	9/75	3/20
Fumbles/Lost	2/2	2/1
Possession Time	29:28	30:32

RUSHING

- CHIEFS — Word 33-130; Williams 2-4; Okoye 1-2; DeBerg 3(-5).
- RAIDERS — N. Bell 20-107; Allen 7-39; S. Smith 3-6.

RECEIVING

- CHIEFS — R. Thomas 3-18; B. Jones 2-25; F. Jones 2-20, TD; Birden 1-18; Word 1-8.
- RAIDERS — Brown 4-45; Horton 3-59; Fernandez 2-12; Gault 1-11; S. Smith 1-9; Allen 1-4.

PASSING

- CHIEFS — DeBerg 9-14-89, 1 TD, 1 INT.
- RAIDERS — Marinovich 12-23-140, 0 TDs, 4 INTs.

INTERCEPTIONS

- CHIEFS — Cherry 2-46; Everett 1-23; Marts 1-7.
- RAIDERS — Lott 1-35.

SACKS

- CHIEFS — Martin 1.0; D. Thomas 1.0.
- RAIDERS — Davis 2.0.

FIELD GOALS

- CHIEFS — Lowery 33W/L 47S (18).
- RAIDERS — Jaeger (32) (26).



RB Barry Word produces 130 rushing yards in the first-ever playoff game at Arrowhead.



1991 AFC DIVISIONAL PLAYOFF GAME

Bills 37, Chiefs 14

January 5, 1992 • Rich Stadium • 80,182



KANSAS CITY 0 0 7 7 — 14
BUFFALO 7 10 7 13 — 37

Kansas City was coming off its first postseason victory since Super Bowl IV, but that triumph proved quite irrelevant as Buffalo pounded the Chiefs into submission early in a 37-14 win. The Bills raced out to a 17-0 halftime lead and salted the game away behind RBs Thurman Thomas and Kenneth Davis who combined for 41 carries and 175 rushing yards. Defensively, Buffalo picked off back-up QB Marc Vlasic four times and held the Chiefs to just 213 yards of total offense as the Bills marched to their second straight AFC Championship Game.

After both teams traded a pair of punts to open the game, QB Jim Kelly hit a pair of completions to WR Don Beebe to put the Bills in scoring position and then fired a 25-yard pass to WR Andre Reed to give Buffalo a 7-0 advantage. Kansas City caught the game's first break when CB Eric Everett picked off Kelly early in the second quarter. But the Chiefs offense would go three-and-out. Four plays later, Kelly found Reed for a 53-yard scoring strike to make the count 14-0. Despite throwing three INTs himself, Kelly would finish the contest with 273 passing yards and three TDs.

S Deron Cherry picked off Kelly on Buffalo's next possession, but again, the Chiefs could not capitalize. The Bills would tack on a 33-yard K Scott Norwood field goal to end the first half with a 17-0 lead.

The second half wouldn't start much better for Kansas City. RB Harvey Williams fumbled on the club's first snap of the third quarter, but TE Jonathan Hayes would recover. The Chiefs wouldn't be as fortunate on the next play as Vlasic – who entered the game in the second quarter when starting QB Steve DeBerg was knocked out of the game with a hand injury – suffered the first of four second-half interceptions. Buffalo took over on the Chiefs 36-yard line and six plays later Kelly had the Bills ahead 24-0 after finding WR James Lofton for a 10-yard TD.

Vlasic would be picked off again on the Chiefs next drive, but LB Lonnie Marts returned the favor with an interception of his own to give Kansas City a ray of hope late in the third quarter. This time the Chiefs would get on the board as RB Barry Word bulled into the end zone from three yards out to cut the Buffalo margin to 24-7.

Thomas and Davis took it from there as the Bills methodically began grinding down the clock. After a Buffalo FG made it 27-7, Vlasic was picked off twice on his next three attempts. The Bills would turn those two miscues into 10 points as Buffalo took a commanding 37-7 lead with 4:57 left in the game.

Vlasic would hit WR Fred Jones on a 20-yard TD with 2:07 remaining to make it 37-14, but it was too little, too late as Buffalo recovered KC's onside kick attempt and ran out the clock, ending the Chiefs postseason aspirations.



Bills QB Jim Kelly throws a pass against the Chiefs, finishing the game with three TDs and three INTs.

- BILLS** — Reed, 25-yard pass from Kelly (Norwood kick) (8-80).
- BILLS** — Reed, 53-yard pass from Kelly (Norwood kick) (4-69).
- BILLS** — Norwood, 33-yard FG (9-39).
- BILLS** — Lofton, 10-yard pass from Kelly (Norwood kick) (3-36).
- CHIEFS** — Word, 3-yard run (Lowery kick) (4-43).
- BILLS** — Norwood, 20-yard FG (14-68).
- BILLS** — Norwood, 47-yard FG (4-2).
- BILLS** — Davis, 5-yard run (Norwood kick) (6-33).
- CHIEFS** — F. Jones, 20-yard pass from Vlasic (Lowery kick) (8-75).

TEAM STATISTICS	BILLS	CHIEFS
First Downs	29	14
Total Net Yards	448	213
Rushes/Net Yards	46/180	24/77
Net Passing	268	136
Pass Attempts/Completions	35/23	29/14
Had Intercepted	3	4
Sacked/Yards Lost	1/5	1/10
Punts/Average	3/33.3	7/40.3
Penalties/Yards	6/40	10/59
Fumbles/Lost	0/0	0/0
Possession Time	34:09	25:51

RUSHING

- CHIEFS** — Word 15-50, TD; Williams 8-24; McNair 1-3.
- BILLS** — T. Thomas 22-100; Davis 19-75, TD; Reed 1-6; Kelly 1-2; Reich 3-(-3).

RECEIVING

- CHIEFS** — McNair 5-52; F. Jones 3-31, TD; Birden 2-19; Hayes 1-21; Barnett 1-20; B. Jones 1-2; R. Thomas 1-1.
- BILLS** — Beebe 6-77; McKeller 5-34; Reed 4-100, 2 TDs; T. Thomas 4-21; Lofton 3-34, TD; Edwards 1-7.

PASSING

- CHIEFS** — DeBerg 5-9-22, 0 TDs, 0 INTs; Vlasic 9-20-124, 1 TD, 4 INTs.
- BILLS** — Kelly 23-35-273, 3 TDs, 3 INTs; Reich 0-0-0, 0 TDs, 0 INTs.

INTERCEPTIONS

- CHIEFS** — Everett 1-15; Marts 1-12; Cherry 1-1.
- BILLS** — Jackson 2-6; Hicks 1-0; L. Smith 1-0.

SACKS

- CHIEFS** — D. Thomas 1.0.
- BILLS** — L. Smith 1.0.

FIELD GOALS

- CHIEFS** — None.
- BILLS** — Norwood (33) (20) (47).



1992 AFC WILD CARD PLAYOFF GAME

Chargers 17, Chiefs 0

January 2, 1993 • Jack Murphy Stadium • 58,278



KANSAS CITY 0 0 0 0 — 0
SAN DIEGO 0 0 10 7 — 17

Kansas City had defeated San Diego twice during the '92 regular season. However, that mattered little to the Chargers, who promptly dispatched the Chiefs from the playoffs by a 17-0 margin, marking the only shutout KC has ever suffered in postseason play.

The two sides bludgeoned one another throughout a scoreless first half, but early on it appeared the game may feature its share of offensive fireworks. San Diego QB Stan Humphries hit WR Nate Lewis for a 39-yard gain on the game's first play from scrimmage. Then, after a pair of penalties, the Chargers were knocking on the door. But DE Neil Smith fell on a San Diego fumble at the 13-yard line to halt the scoring threat.

The Chiefs couldn't mount a serious scoring threat in the first half and couldn't move past the San Diego 40-yard line on their first five possessions. The Chargers didn't fare much better with only a fumble, a punt and a missed 52-yard FG to show on three trips into Kansas City territory. Still, San Diego did hold a slight 130-to-122 edge in total yardage heading into the locker room.

Kansas City's offensive struggles continued in the second half, as the club punted on its first two possessions. San Diego then broke the stalemate midway through the third quarter when the team's battering ram — RB Marion Butts — burst into the secondary en route to a 54-yard score, giving the Chargers a 7-0 lead. Butts finished the game with 15 carries for 119 yards.

Things went downhill from there for the Chiefs. On Kansas City's next offensive play, QB Dave Krieg had a pass tipped by DE Blaise Winter. Fellow DE Leslie O'Neal picked off the ball at the Kansas City 29-yard line, setting up a 34-yard FG from K John Carney to give San Diego a 10-0 advantage with 3:33 left in the third quarter.

While Kansas City's defense was good, forcing 5.0 sacks — including 1.5 by LB Derrick Thomas — San Diego's defense was even better, harassing Krieg all day and finishing the game with 7.0 sacks. Krieg got the Chiefs into Chargers territory on each of the next two drives, but was sacked 3.0 times on those two series, stifling any scoring possibilities.

San Diego then delivered an offensive blow on its next possession. Behind a steady diet of RB Eric Bieniemy, the Chargers mounted an 11-play, 91-yard drive that ate 5:32 off the clock. H-back Steve Hendrickson got a rare carry and bulled his way into the end zone from five yards out to give the home team a 17-0 lead with 4:57 left in the fourth quarter.

The knockout punch quickly followed when Chargers DT Shawn Lee stripped Krieg on Kansas City's next possession. San Diego recovered and took over with 3:52 remaining. The Chiefs would get the ball back one last time, but the results were the same as they had been all day as San Diego sacked Krieg one last time and secured a 17-0 victory.

CHARGERS— Butts, 54-yard run (Carney kick) (4-74, 1:57).
CHARGERS— Carney, 34-yard FG (4-9, 2:03).
CHARGERS— Hendrickson, 5-yard run (Carney kick) (11-91, 5:32).

TEAM STATISTICS	CHARGERS	CHIEFS
First Downs	18	17
Total Net Yards	342	251
Rushes/Net Yards	35/192	19/61
Net Passing	150	190
Pass Attempts/Completions	23/14	34/16
Had Intercepted	0	2
Sacked/Yards Lost	5/49	7/43
Punts/Average	6/44.2	8/45.0
Penalties/Yards	5/44	7/62
Fumbles/Lost	2/1	2/1
Possession Time	29:46	30:14

RUSHING

CHIEFS — Williams 12-35; McNair 3-18; Krieg 2-4; Word 2-4.
CHARGERS— Butts 15-119, TD; Bieniemy 13-38; Harmon 4-27; Hendrickson 1-5, TD; Bernstine 1-3; Humphries 1-0.

RECEIVING

CHIEFS — Birden 4-78; McNair 4-35; Davis 3-30; Hargain 2-46; M. Smith 1-28; Williams 1-11; Cash 1-5.
CHARGERS— Harmon 4-21; Walker 3-60; Miller 2-58; Butts 2-17; N. Lewis 1-39; Brennan 1-8; Bieniemy 1-(-4).

PASSING

CHIEFS — Krieg 16-34-233, 0 TDs, 2 INTs.
CHARGERS— Humphries 14-23-199, 0 TDs, 0 INTs.

INTERCEPTIONS

CHIEFS — None.
CHARGERS— Carrington 1-40; O'Neal 1-3.

SACKS

CHIEFS — Thomas 1.5; Bayless 1.0; A. Lewis 1.0; N. Smith 1.0; Griffin 0.5.
CHARGERS— Grossman 2.5; Lee 2.0; O'Neal 2.0; Winter 0.5.

FIELD GOALS

CHIEFS — None.
CHARGERS— Corney 52S (34).



San Diego stuffs the Chiefs offense, sacking QB Dave Krieg 7.0 times in a shutout win.



1993 AFC WILD CARD PLAYOFF GAME

Chiefs 27, Steelers 24 (OT)

January 8, 1994 • Arrowhead Stadium • 74,515



PITTSBURGH 7 10 0 7 0 — 24
KANSAS CITY 7 0 3 14 3 — 27

It took an extra session to settle the score in the initial postseason match-up between Kansas City and Pittsburgh, but the Chiefs would eventually prevail, 27-24. A blocked punt and the last-minute heroics of QB Joe Montana – who was making his first playoff appearance with Kansas City – helped the Chiefs send the game to overtime where K Nick Lowery's 32-yard FG was the difference in the franchise's first OT playoff contest since the '62 AFL Championship Game.

Pittsburgh head coach Bill Cowher had previously served as both a player and assistant coach under Marty Schottenheimer before taking over the fortunes of the Steelers. Early on, the pupil appeared to have the upper hand as Pittsburgh held a 17-7 halftime lead thanks to a pair of TD passes from QB Neil O'Donnell. WR Andre Cooper hauled one in from 10 yards out and WR Ernie Mills caught a 26-yarder with just 0:18 left in the first half.

Kansas City's lone score of the first half came when QB Dave Krieg – who made a brief appearance for an injured Montana – delivered a 23-yard TD completion to WR J.J. Birden in the first quarter. A 23-yard FG in the third quarter would cut the Pittsburgh lead to 17-10, setting the stage for a fantastic finish.

Montana guided the squad on a nine-play, 80-yard drive to open the quarter, culminating with a two-yard TD trot by RB Marcus Allen, who was also making his initial postseason appearance with the Red and Gold. With the score tied at 17-17, O'Donnell answered with a nine-play, 74-yard drive, hitting TE Eric Green for a 22-yard score to put Pittsburgh back ahead with 4:11 left in regulation.

After KC went three-and-out on its next possession, the Steelers had a chance to run out the clock when they got the ball back with 3:00 remaining. However, the Chiefs defense would hold, setting the stage for Kansas City's special teams to swing the momentum back in favor of the home squad. TE Keith Cash swatted down P Mark Royals' punt, which was recovered by WR Fred Jones who returned the ball to the Pittsburgh nine-yard line.

Facing fourth-and-goal from the seven with 1:48 left, the ever-cool Montana found WR Tim Barnett in the back of the end zone to even the count at 24-24. KC's defense would force Pittsburgh three-and-out once again, giving Montana and the Chiefs one final shot in regulation, but a 43-yard FG attempt from Lowery sailed wide right with 0:13 remaining, sending the game to overtime.

Kansas City won the toss, but was unable to move the ball. Pittsburgh got to midfield before it was forced to punt, setting up one final drive by Montana. After starting on their own 20-yard line, KC moved to midfield and was deep in Pittsburgh territory after Montana hit Cash on an 18-yard strike. Five plays later, Lowery took the field on third down and drove the game-winning 32-yard FG through the uprights with 3:57 showing on the clock.



K Nick Lowery looks on after kicking one of his three field goal attempts in the game.

- STEELERS** — Cooper, 10-yard pass from O'Donnell (Anderson kick) (9-66, 5:00).
- CHIEFS** — Birden, 23-yard pass from Krieg (Lowery kick) (7-75, 2:21).
- STEELERS** — Anderson, 30-yard field goal (15-63, 7:05).
- STEELERS** — Mills, 26-yard pass from O'Donnell (Anderson kick) (6-51, 0:37).
- CHIEFS** — Lowery, 23-yard FG (11-49, 5:11).
- CHIEFS** — Allen, 2-yard run (Lowery kick) (9-80, 5:18).
- STEELERS** — Green, 22-yard pass from O'Donnell (Anderson kick) (9-74, 4:47).
- CHIEFS** — Barnett, 7-yard pass from Montana (Lowery kick) (4-9, 0:46).
- CHIEFS** — Lowery, 32-yard FG (11-66, 5:59).

TEAM STATISTICS	STEELERS	CHIEFS
First Downs	21	28
Total Net Yards	369	401
Rushes/Net Yards	35/97	33/125
Net Passing	272	276
Pass Attempts/Completions	42/23	44/29
Had Intercepted	0	0
Sacked/Yards Lost	3/14	4/23
Punts/Average	7/38.3	6/44.8
Penalties/Yards	5/40	5/25
Fumbles/Lost	1/0	0/0
Possession Time	34:58	36:05

RUSHING

- CHIEFS** — Allen 21-67, TD; Anders 5-27; Montana 4-13; McNair 2-9, Jones 1-9.
- STEELERS** — L. Thompson 25-60; Hoge 6-27; Stone 3-11; O'Donnell 1-(-1).

RECEIVING

- CHIEFS** — Cash 7-56; Birden 6-72, TD; Allen 4-29; Anders 3-30; Barnett 3-30, TD; Davis 2-47; Hayes 2-11; Hughes 1-15; McNair 1-9.
- STEELERS** — Graham 7-96; Mills 4-60, TD; Hoge 3-43; Stone 3-36; L. Thompson 3-4; Green 2-37, TD; Cooper 1-10, TD.

PASSING

- CHIEFS** — Montana 28-43-276, 1 TD, 0 INTs; Krieg 1-1-23, 1 TD, 0 INTs.
- STEELERS** — O'Donnell 23-42-286, 3 TDs, 0 INTs.

INTERCEPTIONS

- CHIEFS** — None.
- STEELERS** — None.

SACKS

- CHIEFS** — N. Smith 2.0; Bayless 1.0.
- STEELERS** — G. Williams 3.0; Lloyd 1.0.

FIELD GOALS

- CHIEFS** — Lowery (23) 43WR (32).
- CHARGERS** — Anderson (30).



1993 AFC DIVISIONAL PLAYOFF GAME

Chiefs 28, Oilers 20

January 16, 1994 • Astrodome • 64,011



KANSAS CITY **0 0 7 21 — 28**
HOUSTON **10 0 0 10 — 20**

Kansas City pulled a huge upset over heavily-favored Houston to advance to its first-ever AFC Championship Game with a 28-20 victory at the Astrodome. The contest marked the Chiefs first road playoff win since claiming a 17-7 triumph at Oakland in the '69 AFL Championship Game.

Houston was the NFL's hottest team heading into the playoffs, owning 11 consecutive wins to close the regular season and showed no signs of cooling down after jumping out to a 10-0 lead in the first quarter over the Chiefs. An interception by CB Steve Jackson on KC's first drive set up a 49-yard FG by K Al Del Greco, while an 11-play, 80-yard Oilers scoring march was capped by a two-yard RB Gary Brown TD run.

Houston's defense had proclaimed the Astrodome as "The House of Pain," but it was Kansas City's defense which began to inflict some damage, registering three sacks and forcing three fumbles in the second quarter alone. While the Chiefs offense couldn't capitalize, it would be a sign of things to come. Kansas City finished the game with a team playoff-record 9.0 sacks and seven forced fumbles, including a pair of sacks apiece by CB Albert Lewis, LB Derrick Thomas, S Bennie Thompson and DT Joe Phillips. Thomas and DE Neil Smith each had two forced fumbles, as well.

The Chiefs finally got on the board in the third quarter when QB Joe Montana threw a seven-yard TD pass to TE Keith Cash, who emphatically spiked the ball into a banner bestowed with the likeness of Oilers defensive coordinator Buddy Ryan. But Cash's exclamation point was nothing compared to the mayhem that would ensue in the fourth quarter.

Another interception by Houston led to a 43-yard FG that put the Oilers ahead 13-7. But the Chiefs grabbed their first lead of the day just three plays later with an 11-yard TD catch by WR J.J. Birden. On the Oilers next play from scrimmage, Thomas unleashed his patented sack-and-strip maneuver on Moon with Chiefs DT Dan Saleaumua scooping up the loose ball at the Houston 20-yard line. This time Montana – who finished the contest with 299 yards – found WR Willie Davis for an 18-yard TD to push the Chiefs advantage to 21-13.

But the Oilers wouldn't go away. Moon – who compiled 306 yards on the day – promptly responded with a seven-yard scoring strike to WR Ernest Givins to pull Houston to within 21-20. Kansas City would produce a one-two knockout combination on its next drive. Cash snared a 41-yard pass from Montana on a third-and-one situation from the KC 30-yard line. Then faced with third-and-two at the Houston 21-yard line, RB Marcus Allen burst through the middle of the line for a 21-yard TD dash to make the score 28-20.

A final sack from Thomas would all but seal the Oilers fate as the Chiefs turned "The House of Pain" into a house of horrors for Houston in the final NFL postseason game ever played in the Astrodome.

- OILERS** — Del Greco, 49-yard FG (4-8, 1:13).
- OILERS** — Brown, 2-yard run (Del Greco kick) (11-80, 6:30).
- CHIEFS** — Cash, 7-yard pass from Montana (Lowery kick) (7-71, 3:30).
- OILERS** — Del Greco, 43-yard FG (4-1, 1:59).
- CHIEFS** — Birden, 11-yard pass from Montana (Lowery kick) (2-71, 0:59).
- CHIEFS** — Davis, 18-yard pass from Montana (Lowery kick) (3-12, 0:42).
- OILERS** — Givins, 7-yard pass from Moon (Del Greco kick) (9-80, 4:09).
- CHIEFS** — Allen, 21-yard run (Lowery kick) (6-79, 1:40).

TEAM STATISTICS	OILERS	CHIEFS
First Downs	19	18
Total Net Yards	277	354
Rushes/Net Yards	14/39	18/71
Net Passing	238	283
Pass Attempts/Completions	43/32	38/22
Had Intercepted	1	2
Sacked/Yards Lost	9/68	2/16
Punts/Average	5/48.6	5/45.0
Penalties/Yards	3/63	7/51
Fumbles/Lost	7/2	0/0
Possession Time	35:42	24:18

RUSHING

- CHIEFS** — Allen 14-74, TD; Anders 1-0; Montana 1-(-1); Krieg 2-(-2).
- OILERS** — Moon 3-22; Brown 11-17, TD.

RECEIVING

- CHIEFS** — Birden 6-60, TD; Davis 5-96, TD; Cash 4-80, TD; Barnett 2-24; McNair 2-9; Allen 1-12; Hayes 1-9; F. Jones 1-9.
- OILERS** — Jeffires 9-88; Givins 7-63, TD; Wellman 6-80; Duncan 6-49; Brown 4-26.

PASSING

- CHIEFS** — Montana 22-38-299, 3 TDs, 2 INTs; Krieg 0-0-0, 0 TDs, 0 INTs.
- OILERS** — Moon 32-43-306, 1 TD, 1 INT.

INTERCEPTIONS

- CHIEFS** — Mincy 1-12.
- OILERS** — Jackson 1-14; Hoage 1-0.

SACKS

- CHIEFS** — Lewis 2.0; Phillips 2.0; D. Thomas 2.0; B. Thompson 2.0; N. Smith 1.0.
- OILERS** — Fuller 1.0; Lathon 1.0.

FIELD GOALS

- CHIEFS** — None.
- OILERS** — Del Greco (49) (43).



QB Joe Montana and WR J.J. Birden celebrate after an 11-yard fourth quarter touchdown pass.



1993 AFC CHAMPIONSHIP GAME

Bills 30, Chiefs 13

January 23, 1994 • Rich Stadium • 76,642



KANSAS CITY 6 0 7 0 — 13
BUFFALO 7 13 0 10 — 30

The Chiefs knew that they had to stop the run in order to dethrone the reigning three-time AFC Champion Buffalo Bills on their home turf. Unfortunately, the 229 rushing yards amassed by the Bills provided all that was necessary in a 30-13 AFC Championship Game setback at Rich Stadium. Although the Chiefs were outgained by just 51 yards (389 to 338), they allowed RB Thurman Thomas to gain 186 of Buffalo's 229 rushing yards.

Kansas City was in uncharted territory as the club was playing in its first-ever AFC title game and vying for its first Super Bowl appearance since '69, while the Bills were playing in an unprecedented fourth straight AFC Championship Game.

Neither team's offense was able to move the ball effectively at the start of the first quarter. Midway through the frame, though, Thomas would start to get on track as his easy 12-yard TD scamper gave the Bills a 7-0 lead.

But Kansas City would answer. QB Joe Montana orchestrated a 10-play, 52-yard drive that culminated with a 31-yard FG by K Nick Lowery. S Bennie Thompson then forced Bills WR Russell Copeland to fumble on the ensuing kickoff. WR Fred Jones scooped up the loose ball, setting the stage for another 31-yard FG to cut Buffalo's lead to one as the first quarter came to a close.

The second quarter was all Buffalo as the club scored on three straight possessions, getting a three-yard TD run from Thomas and FGs of 23 and 25 yards from K Steve Christie. The Chiefs had a chance to cut into the lead as the half ended, but a pass by Montana slipped through the hands of FB Kimble Anders, stationed in the end zone, and into the waiting arms of Buffalo S Henry Jones. The Bills took a 20-6 lead into the half as Thomas had already amassed 129 yards on the ground.

The Chiefs got the ball to open the second half, but three plays into the third quarter Montana was slammed to the turf by S Matt Darby and LB Darryl Talley, suffering a concussion on the play. Montana was sidelined for the remainder of a very chilly afternoon as QB Dave Krieg came off the bench.

With 2:58 left in the third quarter, Kansas City shaved the Bills lead to seven points with a 14-play, 90-yard drive that culminated in a one-yard plunge by RB Marcus Allen. But Buffalo countered with an 18-yard FG and a three-yard TD run by Thomas to make the count 30-13.

Kansas City's last legitimate comeback hope evaporated when Krieg was picked off at the goal line by CB James Williams with 3:23 left. Krieg would get the club as close as the Buffalo one-yard line on the Chiefs final drive, but it would not matter as time expired on Kansas City and its Super Bowl aspirations.

- BILLS** — T. Thomas, 12-yard run (Christie kick) (6-47, 1:52).
- CHIEFS** — Lowery, 31-yard FG (10-51, 4:45).
- CHIEFS** — Lowery, 31-yard FG (5-11, 1:35).
- BILLS** — T. Thomas, 3-yard run (Christie kick) (9-80, 3:37).
- BILLS** — Christie, 23-yard FG (10-41, 3:31).
- BILLS** — Christie, 25-yard FG (10-56, 3:55).
- CHIEFS** — Allen, 1-yard run (Lowery kick) (14-90, 7:18).
- BILLS** — Christie, 18-yard FG (14-79, 6:11).
- BILLS** — T. Thomas, 3-yard run (Christie kick) (8-52, 4:41).

TEAM STATISTICS	BILLS	CHIEFS
First Downs	30	22
Total Net Yards	389	338
Rushes/Net Yards	46/229	21/52
Net Passing	160	286
Pass Attempts/Completions	27/17	52/25
Had Intercepted	0	2
Sacked/Yards Lost	0/0	4/37
Punts/Average	4/33.3	6/40.8
Penalties/Yards	2/10	6/29
Fumbles/Lost	1/1	1/0
Possession Time	30:40	29:20

RUSHING

- CHIEFS** — Allen 18-50, TD; Anders 2-1; Montana 1-1.
- BILLS** — T. Thomas 33-186, 3 TDs; K. Davis 10-31; Reed 1-8; Kelly 2-3.

RECEIVING

- CHIEFS** — Cash 6-87; W. Davis 5-57; Birden 4-60; Allen 2-36; McNair 2-33; Hayes 2-14; E. Thompson 1-12; Hughes 1-11; Anders 1-7; Szott 1-6.
- BILLS** — Reed 4-49; Brooks 4-34; Metzelaars 4-29; T. Thomas 2-22; Beebe 2-19; McKeller 1-7.

PASSING

- CHIEFS** — Montana 9-23-125, 0 TDs, 1 INT; Krieg 16-29-198, 0 TDs, 1 INT.
- BILLS** — Kelly 17-27-160, 0 TDs, 0 INTs.

INTERCEPTIONS

- CHIEFS** — None.
- BILLS** — H. Jones 1-15; J. Williams 1-0.

SACKS

- CHIEFS** — None.
- BILLS** — Hansen 1.0; B. Smith 1.0; Talley 1.0; Wright 1.0.

FIELD GOALS

- CHIEFS** — Lowery (31) (31).
- BILLS** — Christie (23) (25) (18).



Bills WR Andre Reed catches a 28-yard pass from QB Jim Kelly in front of Chiefs BC Bruce Pickens.



1994 AFC WILD CARD PLAYOFF GAME

Dolphins 27, Chiefs 17

December 31, 1994 • Joe Robbie Stadium • 67,487



KANSAS CITY 14 3 0 0 — 17
MIAMI 7 10 10 0 — 27

In a game that proved to be the final contest of QB Joe Montana's legendary career, the Chiefs signal-caller provided a dramatic first-half showdown with fellow Western Pennsylvania native, Dolphins QB Dan Marino. But after these two legendary passers dueled to a 17-17 halftime tie, Miami pulled away in the second half behind Marino for a 27-17 victory.

The Chiefs outgained Miami by a 414-to-381 margin in total yardage, but a pair of second-half turnovers and a staunch Dolphins defense was too much to overcome. Neither club was able to mount a substantial pass rush as Chiefs LB Derrick Thomas recorded the game's only sack in his return to his South Florida hometown.

Both quarterbacks were nearly flawless in the first 30 minutes as Montana completed 12 of 15 passes for 178 yards and two TDs, while Marino hit on 14 of 16 attempts for 162 yards and one score as the two squads each scored on their first three possessions.

Montana started the shootout by guiding an exquisite 11-play, 80-yard drive that was capped with a one-yard play-action TD toss to TE Derrick Walker. Marino immediately answered with a nearly-identical, 10-play, 72-yard march that ended with a one-yard plunge by RB Bernie Parmalee to tie the score at 7-7.

KC struck quickly on its next possession as Montana found FB Kimble Anders on a 67-yard screen pass that hit paydirt. The two clubs then traded field goals before Marino produced a monster, 13-play, 80-yard drive that consumed 5:50 off the clock. A one-yard TD pass to TE Ronnie Williams with 0:22 remaining in the second quarter ended an exquisite half of football with the score deadlocked at 17-17.

Marino picked up right where he left off on the opening possession of the second half, putting the Dolphins ahead 24-17 on a seven-yard scoring strike to WR Irving Fryar. But this time the Chiefs and Montana could not answer, going three-and-out on their next two drives. Meanwhile, Miami tacked on a 40-yard FG from K Pete Stoyanovich to go up 27-17.

The Dolphins defense then clamped down in the fourth quarter. CB J.B. Brown picked off a Montana pass in the end zone to thwart a golden scoring opportunity, while S Michael Stewart forced a rare fumble by RB Marcus Allen as KC crossed into Miami territory on its next possession.

Miami was then content to grind it out on the ground, consuming over five minutes off the clock before the Chiefs could regain possession. Montana managed to get Kansas City as close as the Dolphins' 19-yard line before his final professional pass fell incomplete on fourth down as he attempted to find WR Willie Davis. He finished the game with 314 yards on 26-of-37 passing with two TDs and one INT, while Marino ended the day by completing 22 of 29 attempts for 257 yards with two TD passes and no INTs.



TE Derrick Walker catches a one-yard touchdown pass from QB Joe Montana to open the game's scoring.

- CHIEFS** — D. Walker, 1-yard pass from Montana (Elliott kick) (11-80, 6:28).
- DOLPHINS** — Parmalee, 1-yard run (Stoyanovich kick) (10-72, 6:12).
- CHIEFS** — Anders, 57-yard pass from Montana (Elliott kick) (4-83, 1:40).
- DOLPHINS** — Stoyanovich, 40-yard FG (7-35, 3:25).
- CHIEFS** — Elliott, 21-yard FG (12-69, 6:03).
- DOLPHINS** — R. Williams, 1-yard pass from Marino (Stoyanovich kick) (13-80, 5:50).
- DOLPHINS** — Fryar, 7-yard pass from Marino (Stoyanovich kick) (6-64, 3:02).
- DOLPHINS** — Stoyanovich, 40-yard FG (10-59, 4:48).

TEAM STATISTICS	DOLPHINS	CHIEFS
First Downs	22	24
Total Net Yards	381	414
Rushes/Net Yards	31/132	23/100
Net Passing	249	314
Pass Attempts/Completions	29/22	37/26
Had Intercepted	0	1
Sacked/Yards Lost	1/8	0/0
Punts/Average	3/43.3	2/40.0
Penalties/Yards	6/50	4/15
Fumbles/Lost	0/0	3/1
Possession Time	27:30	32:30

RUSHING

- CHIEFS** — Allen 14-64; Anders 5-17; Hill 2-14; Montana 2-5.
- DOLPHINS** — Parmalee 18-57, TD; Spikes 9-49; McDuffie 1-19; Marino 2-4; Craver 1-3.

RECEIVING

- CHIEFS** — Anders 6-103, TD; Allen 5-49; Birden 4-56; Cash 3-38; D. Walker 3-27, TD; Dawson 3-21; Hill 1-11; Davis 1-9.
- DOLPHINS** — Fryar 6-71, TD; Craver 4-35; Parmalee 2-34; Jackson 2-29; M. Williams 2-28; McDuffie 2-25; Saxon 2-24; Miller 1-10; R. Williams 1-1, TD.

PASSING

- CHIEFS** — Montana 26-37-314, 2 TDs, 1 INT.
- DOLPHINS** — Marino 22-29-257, 2 TDs, 0 INTs.

INTERCEPTIONS

- CHIEFS** — None.
- DOLPHINS** — Brown 1-24.

SACKS

- CHIEFS** — Thomas 1.0.
- DOLPHINS** — None.

FIELD GOALS

- CHIEFS** — Elliott (21).
- DOLPHINS** — Stoyanovich (40) (40).



1995 AFC DIVISIONAL PLAYOFF GAME

Colts 10, Chiefs 7

January 7, 1995 • Arrowhead Stadium • 77,594



INDIANAPOLIS 0 7 3 0 — 10
 KANSAS CITY 7 0 0 0 — 7

Frigid conditions, four turnovers and three missed field goals contributed to one of the most shocking upsets in Chiefs history as Kansas City (13-3) suffered a 10-7 loss to Indianapolis (9-7) at Arrowhead.

A kickoff temperature of 11 degrees and a wind chill of -9 seemingly did little to faze the dome-dwelling Colts. Indianapolis didn't lose any of its four fumbles and despite missing two field goals, it still made one when it counted as Kansas City squandered a solid effort from its league-leading scoring defense and 94 rushing yards from Marcus Allen, the fourth-best total in KC playoff history.

The Chiefs got off to a promising start, putting together a five-play, 62-yard TD drive on their third possession of the game. That march culminated with a 20-yard scoring pass from QB Steve Bono to WR Lake Dawson to give Kansas City its only score of the day and a 7-0 lead.

Colts QB Jim Harbaugh then made arguably the biggest play of the game on Indianapolis' next possession. Facing third-and-11 at his own 22-yard line, Harbaugh scrambled for an 18-yard gain. The Colts would convert six times on either third or fourth down on the drive, including a five-yard TD catch by WR Floyd Turner on third down which capped an 18-play, 77-yard drive that ate 8:40 off the clock and tied the count at 7-7.

Indianapolis K Cary Blanchard was short on a 47-yard FG after a KC fumble. Chiefs K Lin Elliott had a shot to put his team ahead with 0:12 left in the first half, but he was wide right from 35 yards out as the contest remained tied at halftime.

Kansas City boasted an NFL-best +12 turnover differential during the regular season and forced its only takeaway of the day when CB Mark Collins picked off Harbaugh. But just two plays later, Bono was intercepted by CB Ashley Ambrose, setting up a 30-yard Blanchard FG to put Indianapolis ahead 10-7 with 2:48 left in the third quarter.

KC's defense kept it close in the final 15 minutes, but it was not enough. Elliott was wide right on a 39-yard FG to open the fourth quarter and Bono was picked off by LB Quentin Coryatt on the Chiefs next possession. KC still appeared to have a shot when Blanchard's 49-yard FG fell short with 5:44 left in the game, but three plays later Bono was picked off by CB Eugene Daniel. However, the Chiefs defense held once again, setting the stage for one final drive with 4:12 remaining in the contest.

QB Rich Gannon came on in relief of Bono and took over at the Chiefs 18-yard line. He methodically moved the club downfield, converting three third downs, including a 14-yard scramble that put Kansas City at the Colts 25-yard line with 0:56 left. Gannon narrowly missed WR Lake Dawson in the end zone on third down, setting the stage for a final field goal attempt by Elliott from 42 yards out. But the kick sailed wide left as Indianapolis claimed a 10-7 victory and advanced to the AFC Championship Game.

- CHIEFS — Dawson, 20-yard pass from Bono (Elliott kick) (5-62, 2:28).
- COLTS — Turner, 5-yard pass from Harbaugh (Blanchard kick) (18-77, 8:40).
- COLTS — Blanchard, 30-yard FG (9-35, 4:35).

TEAM STATISTICS	COLTS	CHIEFS
First Downs	16	15
Total Net Yards	249	281
Rushes/Net Yards	39/147	28/129
Net Passing	102	152
Pass Attempts/Completions	27/12	33/16
Had Intercepted	1	3
Sacked/Yards Lost	2/10	0/0
Punts/Average	6/36.5	4/36.8
Penalties/Yards	6/38	3/29
Fumbles/Lost	4/0	1/1
Possession Time	33:14	26:46

RUSHING

- CHIEFS — Allen 21-94; Gannon 2-19; Anders 5-16.
- COLTS — Warren 20-76; Harbaugh 9-48; Crockett 6-12; Humphrey 4-11.

RECEIVING

- CHIEFS — Anders 7-44; Dawson 4-70, TD; Allen 2-21; Slaughter 2-10; Walker 1-7.
- COLTS — Dawkins 4-37; Bailey 2-37; Warren 2-18; Turner 2-15, TD; Crockett 2-5.

PASSING

- CHIEFS — Bono 11-25-122, 1 TD, 3 INTs; Gannon 5-8-30, 0 TDs, 0 INTs.
- COLTS — Harbaugh 12-27-112, 1 TD, 1 INT.

INTERCEPTIONS

- CHIEFS — Collins 1-0.
- COLTS — Daniel 1-13; Coryatt 1-10; Ambrose 1-2.

SACKS

- CHIEFS — Booker 1.0; N. Smith 1.0.
- COLTS — None.

FIELD GOALS

- CHIEFS — Elliott 35WR 39WL 42WL.
- COLTS — Blanchard 47S (30) 49S.



LB Derrick Thomas, DE Neil Smith and the Chiefs can't overcome the combination of bone-chilling cold and Colts QB Jim Harbaugh.



1997 AFC DIVISIONAL PLAYOFF GAME

Broncos 14, Chiefs 10

January 4, 1998 • Arrowhead Stadium • 76,965



DENVER..... 0 7 0 7 — 14
KANSAS CITY..... 0 0 10 0 — 10

The two teams with the AFC's best regular season records squared off as Kansas City (13-3) and Denver (12-4) met for the first time in postseason play. The Chiefs boasted the NFL's top scoring defense (14.5 ppg), while the Broncos owned the league's number one scoring offense (29.5 ppg). But it was Denver that claimed a 14-10 victory in what would be the final contest of RB Marcus Allen's storied Hall of Fame career.

Kansas City outgained Denver by 303 to 272 total yards and held a +2 edge in the turnover column, but an inability to put points on the board in several key situations cost the Chiefs a chance to host the AFC Championship Game. After the two teams battled through a scoreless first quarter, KC appeared to get on the board first, but was flagged for holding on a 34-yard FG by K Pete Stoyanovich, who had missed just one FG during the regular season. However, Stoyanovich's ensuing 44-yard attempt went wide left to leave the count at 0-0.

Denver QB John Elway then marched the Broncos on an eight-play, 65-yard scoring drive that culminated with a one-yard TD run by RB Terrell Davis, who would finish the game with 25 carries for 101 yards. KC could not get back into scoring range, as the Broncos took a 7-0 lead into the intermission.

Chiefs QB Elvis Grbac opened the second half with a 34-yard pass to WR Andre Rison, who finished the day with 110 receiving yards, the third-highest total in Chiefs postseason history. The game's most pivotal sequence would follow. Facing third-and-goal at the Denver three, Grbac connected with rookie TE Tony Gonzalez, who appeared to be forced out of the end zone by Broncos CB Darrien Gordon. However, the play was ruled an incompleteness, forcing the Chiefs to settle for a 20-yard FG to cut the gap to 7-3.

With Denver poised at the Kansas City 11-yard line on its next drive, Chiefs DE John Browning forced a fumble by RB Derek Loville to thwart a Broncos scoring opportunity. After both squads exchanged punts, Grbac found WR Joe Horn on a 50-yard strike to set up a 12-yard TD pass to Gonzalez, giving the Chiefs a short-lived 10-7 advantage. However, Davis found paydirt from one-yard out on the Broncos ensuing drive to retake the lead at 14-10.

KC got as deep as the Denver 31-yard line on its next possession and lined up in field goal formation on fourth-and-six, but holder P Louie Aguiar ran with the ball and was tackled three yards short of a first down. Kansas City began its last possession with 4:04 left. Grbac found Rison for a 23-yard gain to move KC to the Broncos 28 with 1:51 left as the Chiefs used their final time out. Facing fourth-and-two at the Denver 20-yard line with 0:19 remaining, Grbac's final pass into the end zone was batted down by Gordon as Denver held on to claim the 14-10 victory.

BRONCOS — T. Davis, 1-yard run (Elam kick) (8-65, 4:51).
CHIEFS — Stoyanovich, 20-yard FG (11-67, 5:18).
CHIEFS — Gonzalez, 12-yard pass from Grbac (Stoyanovich kick) (4-65, 1:35).
BRONCOS — T. Davis, 1-yard run (Elam kick) (6-49, 2:38).

TEAM STATISTICS	BRONCOS	CHIEFS
First Downs	16	18
Total Net Yards	272	303
Rushes/Net Yards	32/109	24/77
Net Passing	163	226
Pass Attempts/Completions	19/10	37/24
Had Intercepted	0	0
Sacked/Yards Lost	1/7	4/34
Punts/Average	6/36.2	5/46.4
Penalties/Yards	8/64	7/65
Fumbles/Lost	4/2	2/0
Possession Time	28:54	31:06

RUSHING

CHIEFS — Allen 12-37; Grbac 4-22; Anders 3-9; Bennett 3-4; Aguiar 1-3; Hill 1-2.
BRONCOS — T. Davis 25-101, 2 TDs; Griffith 4-9; Loville 2-0; Elway 1-(-1).

RECEIVING

CHIEFS — Rison 8-110; Popson 5-26; Gonzalez 3-26, TD; Dawson 2-20; Anders 2-4; Horn 1-50; Hughes 1-13; Allen 1-8; Vanover 1-3.
BRONCOS — McCaffrey 3-56; Sharpe 2-33; R. Smith 2-19; Carswell 1-26; Green 1-19; T. Davis 1-17.

PASSING

CHIEFS — Grbac 24-37-260, 1 TD, 0 INTs.
BRONCOS — Elway 10-19-170, 0 TDs, 0 INTs.

INTERCEPTIONS

CHIEFS — None.
BRONCOS — None.

SACKS

CHIEFS — Woods 1.0.
BRONCOS — N. Smith 2.0; A. Williams 2.0.

FIELD GOALS

CHIEFS — Stoyanovich 44WL (20).
BRONCOS — None.



QB John Elway and the Broncos do just enough to slip past the Chiefs at Arrowhead Stadium.



2003 AFC DIVISIONAL PLAYOFF GAME

Colts 38, Chiefs 31

January 11, 2004 • Arrowhead Stadium • 79,159



INDIANAPOLIS 14 7 10 7 — 38
KANSAS CITY 3 7 14 7 — 31

The NFL's top two scoring offenses and two of the game's brightest stars battled in an offensive shootout at Arrowhead in which Indianapolis prevailed by a 38-31 margin. RB Priest Holmes finished the game with a Chiefs single-game postseason record 176 rushing yards and tied a club playoff record with two rushing TDs. Colts QB Peyton Manning was just as good, throwing for 304 yards with three scores and posting an impeccable 138.8 rating.

In a game that featured no punts, just one turnover and only five total penalties, Manning's nearly-perfect performance kept the Colts one step ahead of Kansas City all afternoon. It marked just the third time in NFL postseason history that neither team was forced to punt and was the first time it had occurred since the '82 NFL Playoffs. Kansas City would draw within seven points three times in the second half, but Manning always had an answer.

Manning, the NFL's Co-MVP, opened the game with a 29-yard TD pass to WR Brandon Stokley. Kansas City would answer with a 22-yard field goal from Morten Andersen when Holmes was stopped on third-and-goal from the three. However, Manning and company kept the pressure on with an 11-yard TD run from RB Edgerrin James for a 14-3 lead.

The Chiefs rallied back as Green found WR Dante Hall on a nine-yard TD, cutting the deficit to 14-10. However, the Colts put together another impressive march, as Manning again capped it with a two-yard TD strike to FB Tom Lopienski for a 21-10 lead.

The scoring torrent finally abated as the Chiefs failed to score on their final first-half possession, thanks to a 31-yard touchdown that was called back on an offensive pass interference call on TE Tony Gonzalez and a missed 31-yard field goal.

Holmes ripped off a 48-yard dash on the second play of the third quarter, but had the ball ripped loose by CB David Macklin who recovered the fumble at the Colts 22-yard line. Indianapolis would cash the turnover in with a 45-yard FG from K Mike Vanderjagt for a 24-10 lead.

Holmes would exact revenge on the Chiefs next drive as he accounted for 44 yards rushing and a one-yard TD dive. After a Manning-to-Reggie Wayne TD pass boosted the Colts margin to 31-17 late in the third quarter, WR Dante Hall responded by returning the ensuing kickoff 92 yards for his second TD of the game. Hall's 208 kickoff return yards on the day set a Chiefs single-game postseason record and were the third-highest total in NFL postseason history.

Indianapolis would answer with a one-yard TD from James, building an insurmountable 38-24 lead. The Chiefs made it interesting though as Holmes scored on a one-yard TD run with 4:22 remaining to make the score 38-31. But Kansas City's defense couldn't get the ball back until just 0:08 remained on the clock, leaving the Chiefs out of time for a comeback.



RB Priest Holmes rushed for a team record 176 yards and tied the franchise record with two rushing touchdowns.

- COLTS** — Stokley, 29-yard pass from Manning (Vanderjagt kick) (10-70, 5:40).
- CHIEFS** — Andersen, 22-yard field goal (11-73, 5:42).
- COLTS** — James, 11-yard run (Vanderjagt kick) (6-76, 3:01).
- CHIEFS** — Hall, 9-yard pass from Green (Andersen kick) (12-77, 7:02).
- COLTS** — Lopienski, 2-yard pass from Manning (Vanderjagt kick) (9-71, 4:06).
- COLTS** — Vanderjagt, 45-yard field goal (11-51, 5:08).
- CHIEFS** — Holmes, 1-yard run (Andersen kick) (8-55, 3:58).
- COLTS** — Wayne, 19-yard pass from Manning (Vanderjagt kick) (7-64, 3:38).
- CHIEFS** — Hall, 92-yard kickoff return (Andersen kick) (0-0, 0:13).
- COLTS** — James, 1-yard run (Vanderjagt kick) (10-81, 5:21).
- CHIEFS** — Holmes, 1-yard run (Andersen kick) (17-76, 6:52).

TEAM STATISTICS	COLTS	CHIEFS
First Downs	27	24
Total Net Yards	434	408
Rushes/Net Yards	32/142	30/196
Net Passing	292	212
Pass Attempts/Completions	30/22	30/18
Had Intercepted	0	0
Times Sacked/Yards	1.0/12.0	0.0/0.0
Punts/Average	0/0.0	0/0.0
Penalties/Yards	1/5	4/30
Fumbles/Lost	0/0	1/1
Possession Time	32:13	27:47

RUSHING

- CHIEFS** — Holmes 24-176, 2 TDs; Green 3-18; Morton 1-5; Blaylock 2-(-3).
- COLTS** — James 26-125, 2 TDs; Rhodes 5-18; Manning 1-(-1).

RECEIVING

- CHIEFS** — Holmes 5-32; Gonzalez 4-55; Kennison 3-50; Hall 2-19, TD; Boerigter 1-21; Morton 1-14; Blaylock 1-11; Richardson 1-10.
- COLTS** — Harrison 6-98; Wayne 6-83, TD; Stokley 4-57, TD; Pollard 3-41; James 1-16; Davenport 1-7; Lopienski 1-2, TD.

PASSING

- CHIEFS** — Green 18-30-212, 1 TD, 0 INTs.
- COLTS** — Manning 22-30-304, 3 TDs, 0 INTs.

INTERCEPTIONS

- CHIEFS** — None.
- COLTS** — None.

SACKS

- CHIEFS** — Truluck 1.0.
- COLTS** — None.

FIELD GOALS

- CHIEFS** — Andersen (22) 31WL.
- COLTS** — Vanderjagt (45).



2006 AFC WILD CARD PLAYOFF GAME

Colts 23, Chiefs 8

January 6, 2007 • RCA Dome • 57,215



KANSAS CITY 0 0 8 0 — 8
INDIANAPOLIS 6 3 7 7 — 23

The Chiefs fell behind 16-0 in an AFC Wild Card contest at Indianapolis and never could find the offensive rhythm to get back into the game, falling by a score of 23-8 at the RCA Dome. The Colts outgained the Chiefs by a 435-to-126 margin in total yards and limited Kansas City to just one-of-11 on third downs.

Despite a valiant defensive effort by Kansas City that held the Colts third-ranked offense out of the end zone for over 40 minutes, Indy shut down the Chiefs offensive attack. The Colts dominated nearly every category of the first half, but KC's defense kept them in the game by forcing three QB Peyton Manning INTs and relinquishing three first-half FGs, instead of TDs.

The Chiefs went three plays and out on each of their six first-half possessions and the Colts capitalized on three of their ensuing drives. On Indianapolis' first drive rookie RB Joseph Addai ripped off runs of 10 and nine yards to set up a 48-yard field goal.

On the Colts second drive Manning and WR Marvin Harrison converted on third-and-eight with a 42-yard pass to the Chiefs 25-yard line. Indianapolis would reach the KC one-yard line, but like they did on the first drive the Chiefs defense forced them to settle for a 19-yard K Adam Vinatieri field goal and a 6-0 lead.

The Chiefs squandered a golden opportunity to take the lead in the second quarter. CB Ty Law – who is no stranger to the playoffs with 13 postseason starts – intercepted Manning for his fifth postseason INT and returned it to the Colts nine-yard line. RB Larry Johnson ran the ball to the two, setting up third-and-goal. However QB Trent Green fell on third down after being stepped on as he pulled from center. Things got worse for Kansas City when K Lawrence Tynes' 23-yard field goal try hit the left upright, leaving the score at 6-0.

Kansas City dodged another bullet when rookie S Jarrad Page picked off Manning at the KC two-yard line with 1:50 left in the first half. However, once again the Chiefs offense couldn't move the ball and the Colts were able to sneak in a third field goal, this time from 50 yards out, to make it 9-0 at intermission.

Manning would throw his third INT of the game on the opening possession of the second half, as Law snared his sixth postseason INT, his fifth career playoff pickoff of Manning. The Chiefs couldn't convert the turnover into points and instead watched Indianapolis rattle off a 12-play, 89-yard TD drive. Manning completed four passes before Addai scored on a six-yard TD run to increase the Colts lead to 16-0.

With 3:38 remaining in the third quarter, the Chiefs finally notched their initial first down of the game on a six-yard pass from Green to TE Tony Gonzalez. That jumpstarted the offense as they would rattle off 60 yards en route to a Green-to-Gonzalez six-yard TD. A successful two-point conversion from Green to TE Kris Wilson cut the Colts lead to 16-8 after three quarters.

The one-possession deficit would not last long however as the Colts engineered a back-breaking, nine-play, 71-yard scoring drive that finished with a Manning-to-WR Reggie Wayne five-yard TD and moved Indianapolis ahead by a 23-8 margin.

The Chiefs still had hope with 4:00 left when they moved the ball to the Indy 26-yard line, but Green was sacked and stripped by DE Robert Mathis. Indianapolis would register its third turnover of the game on Kansas City's final possession, clinching the Colts 23-8 win.

- COLTS** — Vinatieri, 48-yard field goal (10-39, 4:51).
- COLTS** — Vinatieri, 19-yard field goal (10-68, 4:57).
- COLTS** — Vinatieri, 50-yard field goal (6-33, 0:50).
- COLTS** — Addai, 6-yard run (Vinatieri kick) (12-89, 6:56).
- CHIEFS** — Gonzalez, 6-yard pass from Green (Green-Wilson pass) (8-60, 4:06).
- COLTS** — Wayne, 5-yard pass from Manning (Vinatieri kick) (9-71, 4:52).

TEAM STATISTICS	COLTS	CHIEFS
First Downs	28	7
Total Net Yards	435	126
Rushes/Net Yards	40/188	17/44
Net Passing	247	82
Pass Attempts/Completions	39/31	24/14
Had Intercepted	3	2
Times Sacked/Yards	1.0/5.0	4.0/25.0
Punts/Average	2/38.0	6/52.3
Penalties/Yards	3/40	2/13
Fumbles/Lost	1/0	2/1
Possession Time	39:23	20:37

RUSHING

- CHIEFS** — L. Johnson 13-32; D. Hall 2-14; Bennett 1-1; Green 1-(-3).
- COLTS** — Addai 25-122, TD; Rhodes 13-68; Manning 2-(-2).

RECEIVING

- CHIEFS** — L. Johnson 5-29; Gonzalez 4-25, TD; Wilson 2-29; D. Hall 2-12; Bennett 1-12.
- COLTS** — Clark 9-103; Addai 7-26; Wayne 5-36, TD; Harrison 2-48; Rhodes 2-24; Moorehead 2-18; Utecht 2-17; Fletcher 1-(-4); Boiman 1-(-16).

PASSING

- CHIEFS** — Green 14-24-107, 1 TD, 2 INTs.
- COLTS** — Manning 30-38-268, 1 TD, 3 INTs; Smith 1-1-(-16), 0 TDs, 0 INTs.

INTERCEPTIONS

- CHIEFS** — Law 2-43; Page 1-12.
- COLTS** — Sanders 1-17; Bethea 1-16.

SACKS

- CHIEFS** — Surtain 1.0.
- COLTS** — Freney 2.0; McFarland 1.0; Mathis 0.5; Schobel 0.5.

FIELD GOALS

- CHIEFS** — Tynes 23LU.
- COLTS** — Vinatieri (48) (19) (50).



CB Ty Law records two interceptions of QB Peyton Manning in the game.



2010 AFC WILD CARD PLAYOFF GAME

Ravens 30, Chiefs 7



January 9, 2011 • Arrowhead Stadium • 72,190

BALTIMORE 3 7 13 7 — 30
KANSAS CITY 7 0 0 0 — 7

The Chiefs were within striking distance at halftime, trailing by only a 10-7 margin, but four second-half turnovers doomed Kansas City as Baltimore pulled away for a 30-7 victory. The Chiefs defense registered 4.0 sacks, including 2.0 from LB Tamba Hali.

The Chiefs won the toss, deferred to the second half and kicked off to open the game. Baltimore promptly moved down field and was poised with first and goal at the Chiefs one-yard line, but Kansas City's defense made a goal-line stand, rebuffing the Ravens on three straight plays. QB Joe Flacco's third-down pass was broken up by S Eric Berry, setting up a 19-yard K Billy Cundiff FG that gave Baltimore a 3-0 lead.

Kansas City went three and out on its opening drive. On Baltimore's ensuing possession, Hali recorded a sack and strip of Flacco and jumped on the ball, giving the Chiefs great field position at the Baltimore 46-yard line. Two plays later, RB Jamaal Charles reeled off a 41-yard TD scamper, the longest postseason TD run in team history, to put the Chiefs up 7-3 with 2:09 left in the first quarter.

On Kansas City's next possession, a Charles fumble set up Baltimore at their own 45, but KC's defense held. The teams exchanged punts before Flacco and company again moved into Chiefs territory. A nine-yard TD pass from Flacco to RB Ray Rice put the Ravens up 10-7 with 0:19 left to play before halftime, capping an 11-play, 80-yard scoring drive.

On the third play of the third quarter QB Matt Cassel's pass intended for TE Tony Moeaki was batted into the air and intercepted by S Haruki Nakamura. However, a hustling Charles stripped and recovered the ball at the KC 32-yard line, giving the Chiefs a fresh set of downs.

Kansas City moved the ball to the Baltimore 33-yard line, but Charles was thrown for a four-yard loss on fourth and one. Cundiff knocked through a 29-yard FG on the Ravens ensuing drive, extending their lead to 13-7 with 6:36 left in the third quarter.

Chiefs WR Dexter McCluster fumbled the ball on Kansas City's ensuing possession, setting up Baltimore at the Chiefs 17-yard line. Cundiff connected on another 29-yard FG, putting the Ravens up 16-7 with 4:20 left in the third quarter.

Two plays later, Cassel's pass for Moeaki was intercepted by S Dawan Landry, putting the Ravens at the Kansas City 21-yard line. Flacco then hit WR Anquan Boldin in the back of the end zone for a four-yard TD pass, pushing the Ravens advantage to 23-7.

On the first play of Kansas City's next drive, Cassel fumbled the ball and it was recovered by the Ravens. Head Coach Todd Haley challenged the play and the ruling on the field was overturned to an incomplete pass. The Chiefs were eventually forced to punt. Ravens RB Willis McGahee delivered the game's final score as he broke free for a 25-yard TD, extending Baltimore's lead to 30-7 with 4:26 left in the game.

Kansas City took over at the 40-yard line after the Ravens kickoff went out of bounds. Cassel was sacked twice on the drive and his fourth-down pass was intercepted by CB Josh Wilson at the Baltimore 34-yard line. Baltimore was able to run out the clock to seal the victory.

- RAVENS** — Cundiff, 19-yard field goal (14-69, 5:59).
- CHIEFS** — Charles, 41-yard run (Succop kick) (2-46, 0:49).
- RAVENS** — Rice, 9-yard pass from Flacco (Cundiff kick) (11-80, 5:30).
- RAVENS** — Cundiff, 29-yard field goal (7-51, 3:02).
- RAVENS** — Cundiff, 29-yard field goal (4-6, 1:20).
- RAVENS** — Boldin, 4-yard pass from Flacco (Cundiff kick) (6-31, 2:59).
- RAVENS** — McGahee, 25-yard run (Cundiff kick) (15-80, 10:20).

TEAM STATISTICS	RAVENS	CHIEFS
First Downs	26	8
Total Net Yards	390	161
Rushes/Net Yards	40/142	19/108
Net Passing	248	53
Pass Attempts/Completions	34/25	18/9
Had Intercepted	0	3
Times Sacked/Yards	4.0/17.0	3.0/17.0
Punts/Average	2/31.0	3/51.0
Penalties/Yards	2/20	5/40
Fumbles/Lost	3/2	2/2
Possession Time	41:44	18:16

RUSHING

- CHIEFS** — Charles 9-82, TD; Jones 5-15; Cassel 3-6; McCluster 2-5.
- RAVENS** — Rice 17-57; McGahee 10-44, TD; Flacco 7-26; Parmele 4-13; McClain 1-1; Stallworth 1-1.

RECEIVING

- CHIEFS** — McCluster 4-17; Moeaki 1-22; Charles 1-15; Jones 1-8; Tucker 1-5; Curtis 1-3.
- RAVENS** — Heap 10-108; Boldin 5-64, TD; Rice 5-42, TD; McGahee 2-10; Houshmandzadeh 1-28; Mason 1-11; Dickson 1-2.

PASSING

- CHIEFS** — Cassel 9-18-70, 0 TDs, 3 INTs.
- RAVENS** — Flacco 25-34-265, 2 TDs, 0 INTs.

INTERCEPTIONS

- CHIEFS** — None.
- RAVENS** — Landry 1-9; Nakamura 1-3; Wilson 1-0.

SACKS

- CHIEFS** — Hali 2.0; Belcher 1.5; Jackson 0.5.
- RAVENS** — Suggs 2.0; Lewis 1.0.

FIELD GOALS

- CHIEFS** — None.
- RAVENS** — Cundiff (19) (29) (29).



RB Jamaal Charles scores a 41-yard TD, the longest scoring run in Chiefs playoff history.



2013 AFC WILD CARD PLAYOFF GAME

Colts 45, Chiefs 44

January 4, 2014 • Lucas Oil Stadium • 63,551



KANSAS CITY 10 21 10 3 — 44
INDIANAPOLIS 7 32 14 — 45

In their Wild Card matchup, the Chiefs fell one point short of the Colts in a 45-44 loss in Indianapolis, eliminating them from playoff contention. Kansas City broke numerous club postseason records including most points scored in a game with 44, most net yards with 513, most touchdown passes with four and most passing yards with 378, but the record-setting statistics were still not enough to top the Colts.

Kansas City came out of the gate with a 14-play, 6:49 drive that included a 16-yard Chiefs QB Alex Smith scramble from the pocket and resulted in a six-yard pass to WR Dwayne Bowe, putting the Chiefs up 7-0. RB Jamaal Charles suffered a concussion on the game's opening drive and would not return. The Colts answered with a quick push down the field and a 10-yard touchdown pass from QB Andrew Luck to WR T.Y. Hilton to tie the game at 7-7.

On the ensuing drive, Smith and Bowe connected on a 63-yard pass to land the Chiefs on the Indianapolis two-yard line. After not being able to convert on the first three attempts, Kansas City was forced to settle for a K Ryan Succop field goal to make the score 10-7.

The second quarter kicked off with a huge 79-yard touchdown pass on a third-down from Smith catching Chiefs WR Donnie Avery in stride increasing the Kansas City lead to 17-7. After the score, Chiefs LB Tamba Hali forced an Indianapolis fumble on first down and LB Justin Houston recovered it for seven yards to the Colts 17-yard line. This set Kansas City up for another score after Smith found FB Anthony Sherman for a five-yard shovel pass that was good for a 24-7 lead in favor of the Chiefs.

Indianapolis moved swiftly down the field on the next drive as Luck scrambled for 21 yards on 4th-and-1. K Adam Vinatieri booted a 37-yard field goal to make the score 24-10.

The next drive proved to be a slow and steady one for the Chiefs. Picking up six first downs, four of which were third-down conversions, the drive was capped off by a RB Knile Davis four-yard touchdown run up the middle to increase the Chiefs lead to 31-10. Before the first half came to a close, Kansas City CB Brandon Flowers picked off a Luck pass and returned it for 17 yards, the second takeaway by the Chiefs.

Indianapolis opened the second half with another Luck interception as S Husain Abdullah jumped a pass on the first play of the half, putting the ball at the Colts 18-yard line. Smith found Davis for a 10-yard touchdown pass putting the Chiefs up 38-10.

The Colts' next drive included a 10-yard completion to Hilton, an 11-yard pass to RB Donald Brown and a 46-yard completion to WR Da'Rick Rogers with Luck bringing them to the Kansas City 10-yard line and Brown punching it in for 10 yards to bring the point total to 38-17.

After the Chiefs got the ball back, Colts LB Robert Mathis had a sack and strip on Smith with LB Kelvin Sheppard recovering the ball on KC's only turnover of the day. Indianapolis was able to turn the fumble recovery into points after another Brown touchdown off of a three-yard connection with Luck, making the score 38-24.

After a Chiefs three-and-out, Abdullah picked off Luck for the second time, setting up a 42-yard Succop field goal, with the Chiefs' lead increasing to 41-24. The Colts fired right back with a drive that included a 25-yard pass to Brown, a 30-yard completion to WR LaVon Brazill and a 13-yard run by Brown to get them to the Chiefs 12-yard line. Luck then connected with TE Coby Fleener for a 12-yard touchdown to narrow the score to 41-31.

On the Colts' first drive of the fourth quarter, Luck recovered a fumble by his own team on the Kansas City five-yard line and dove into the end zone for an unconventional touchdown, narrowing the Chiefs' lead to 41-38. Kansas City responded with another Succop field goal, this one from 43 yards, making the score 44-38.

On the ensuing drive, Luck hit Hilton for a 64-yard touchdown on third-and-five, putting the Colts ahead 45-44 with 4:29 left to play. Kansas City moved down the field but was unable to convert on fourth down. Indianapolis was able to kneel for the last 1:55 of the game to move on to the divisional playoffs.

- CHIEFS** — Bowe, 6-yard pass from Smith (Succop kick) (14-82, 6:49).
- COLTS** — Hilton, 10-yard pass from Luck (Vinatieri kick) (7-74, 3:37).
- CHIEFS** — Succop, 19-yard field goal (7-73, 3:41).
- CHIEFS** — Avery, 79-yard pass from Smith (Succop kick) (3-79, 0:21).
- CHIEFS** — Sherman, 5-yard pass from Smith (Succop kick) (3-17, 1:23).
- COLTS** — Vinatieri, 37-yard field goal (12-61, 3:51).
- CHIEFS** — Davis, 4-yard run (Succop kick) (15-81, 7:23).
- CHIEFS** — Davis, 10-yard pass from Smith (Succop kick) (3-18, 1:15).
- COLTS** — Brown, 10-yard run (Vinatieri kick) (5-80, 1:52).
- COLTS** — Brown, 3-yard pass from Luck (Vinatieri kick) (5-41, 1:28).
- CHIEFS** — Succop, 42-yard field goal (4-4, 1:32).
- COLTS** — Fleener, 12-yard pass from Luck (Vinatieri kick) (6-80, 1:41).
- COLTS** — Luck, 5-yard fumble recovery (Vinatieri kick) (12-90, 4:02).
- CHIEFS** — Succop, 43-yard field goal (11-58, 5:02).
- COLTS** — Hilton, 64-yard pass from Luck (Vinatieri kick) (4-80, 1:15).

TEAM STATISTICS	COLTS	CHIEFS
First Downs	28	30
Total Net Yards	536	513
Rushes/Net Yards	19/100	32/150
Net Passing	436	363
Pass Attempts/Completions	45/29	46/30
Had Intercepted	3	0
Times Sacked/Yards	1.0/7.0	2.0/15.0
Punts/Average	1/51.0	2/39.0
Penalties/Yards	4/19	2/15
Fumbles/Lost	2/1	1/1
Possession Time	22:27	37:33

RUSHING

- CHIEFS** — Davis 18-67, TD; Smith 8-57; Charles 3-18; Gray 2-5; McCluster 1-3.
- COLTS** — Brown 11-55, TD; Luck 7-45; Richardson 1-0.

RECEIVING

- CHIEFS** — Bowe 8-150, TD; McCluster 7-52; Davis 7-33, TD; Hemingway 2-30; Fasano 2-6; Sherman 2-1, TD; Avery 1-79, TD; Jenkins 1-27.
- COLTS** — Hilton 13-224, 2 TDs; Fleener 5-46, TD; Brazill 4-54; Brown 4-47, TD; Whalen 2-26; Rogers 1-46.

PASSING

- CHIEFS** — Smith 30-46-378, 4 TDs, 0 INTs.
- COLTS** — Luck 29-45-443, 4 TDs, 3 INTs.

INTERCEPTIONS

- CHIEFS** — Abdullah 2-5; Flowers 1-17.
- COLTS** — None.

SACKS

- CHIEFS** — Houston 1.0.
- COLTS** — Mathis 1.0; Jean Francois 1.0.

FIELD GOALS

- CHIEFS** — Succop (19) (42) (43).
- COLTS** — Vinatieri (37).



2015 AFC WILD CARD PLAYOFF GAME

Chiefs 30, Texans 0

January 9, 2016 • NRG Stadium • 71,800



KANSAS CITY 7 6 7 10 — 30
HOUSTON 0 0 0 0 — 0

Kansas City's first postseason victory in 22 years began with a bang. Before many people at NRG Stadium were in their seats, RB Knile Davis returned the opening kickoff 106 yards for a touchdown - those seven points ended up being the only score the Chiefs would need. Davis' return was the longest kickoff return in AFC Wild Card postseason history.

Prior to the 2015 season, the Chiefs most recent playoff victory came across the street from NRG Stadium in Houston, when the Chiefs defeated the Oilers in the 1993 Divisional Round at the Astrodome.

In the next three possessions, the two teams alternated turnovers, beginning with S Eric Berry intercepting a Brian Hoyer pass. Two plays later, Texans LB Brian Cushing picked off Alex Smith. As Houston was driving into Kansas City territory, DL Allen Bailey forced and recovered a Brian Hoyer fumble, making that two turnovers in three Texans possessions to begin the game.

Sandwiched on either side of a P Shane Lechler punt, K Cairo Santos booted two 49-yard field goals to push the Chiefs lead to 13-0 midway through the second quarter. Santos' 49-yard field goals marked the longest field goals in franchise postseason history.

Following Santos' second field goal, Houston was inside the Kansas City red zone for the only time on the afternoon. After a direct snap to DE J.J. Watt at the Chiefs two-yard-line lost a yard on first down, Hoyer threw his second interception of the day, this time to LB Josh Mauga on second-and-goal from the Kansas City three-yard-line.

Houston's ensuing possession ended the same way the previous possession did. On the second play of the drive, and the first play following the two-minute warning, Hoyer's pass was intercepted by Marcus Peters - who, four weeks later, would go on to be named AP Defensive Rookie of the Year. Peters' interception was the fourth forced turnover of the half for the Kansas City defense. The Chiefs would go into halftime with a 13-0 lead on the AFC South Champions.

After forcing a Houston punt to open the second half, QB Alex Smith got the offense on the board for the first time, capping an 11-play, 89-yard drive with a nine-yard touchdown pass to rookie WR Chris Conley. The score was Smith's 10th career postseason touchdown.

Following another of Lecher's five punts, the Chiefs got in the endzone for the final time in the game. On the first play of the fourth quarter, FB/RB Spencer Ware took a handoff from five yards out to give the Chiefs a 27-0 lead.

The Texans' subsequent drive ended in Kansas City territory after Hoyer recovered his own fumble on fourth down. Following a Chiefs punt seven plays later, Hoyer threw his fourth interception of the day, this time to CB Sean Smith at the Houston 34-yard-line.

Three plays later, Santos capped the Chiefs scoring on the afternoon, knocking in a 33-yard field goal to increase the Chiefs lead to 30-0.

The four interceptions by Kansas City was the second-most ever recorded in a playoff game and the fourth time the Chiefs have recorded as many interceptions in a single postseason contest.

The 30-0 shutout marked the first time in franchise history that the club had shut out an opponent in the postseason.

- CHIEFS** — Davis, 106-yard kickoff return (Santos kick).
- CHIEFS** — Santos, 49-yard field goal (5-27; 2:30).
- CHIEFS** — Santos, 49-yard field goal (6-40; 3:29).
- CHIEFS** — Conley, 9-yard pass from Smith (Santos kick) (11-94; 5:23)
- CHIEFS** — Ware, 5-yard run (Santos kick) (8-71; 4:13).
- CHIEFS** — Santos, 33-yard field goal (4-6; 2:13).

TEAM STATISTICS	TEXANS	CHIEFS
First Downs	14	18
Total Net Yards	226	314
Rushes/Net Yards	25/114	37/141
Net Passing	112	173
Pass Attempts/Completions	34/15	22/17
Had Intercepted	4	1
Times Sacked/Yards	3.0/24.0	3.0/17.0
Punts/Average	5/45.6	4/45.3
Penalties/Yards	4/29	5/52
Fumbles/Lost	2/1	0/0
Possession Time	25:35	34:25

RUSHING

- CHIEFS** — Ware 16-67, TD; Smith 5-27; West 8-26; Davis 4-12; Wilson 2-11; Daniel 2-(-2).
- TEXANS** — Blue 17-99; Grimes 4-15; Prosch 1-2; Hunt 1-0; Watt 1-(-1); Hoyer 1-(-1).

RECEIVING

- CHIEFS** — Kelce 8-128; Maclin 3-29; Wilson 2-9; West 1-9; Conley 1-9, TD; Sherman 1-3; Hammond Jr. 1-3.
- TEXANS** — Hopkins 6-69; Griffin 2-29; Grimes 2-12; Strong 1-17; Shorts III 1-5; Washington 1-3; Fiedorowicz 1-1.

PASSING

- CHIEFS** — Smith 17-22-190, 1 TD, 1 INT.
- TEXANS** — Hoyer 15-34-136, 0 TDs, 4 INTs.

INTERCEPTIONS

- CHIEFS** — Mauga 1-20; Smith 1-13; Peters 1-2; Berry 1-0.
- TEXANS** — Cushing 1-0.

SACKS

- CHIEFS** — Bailey 2.0; Howard 1.0.
- TEXANS** — Mercilus 3.0.

FIELD GOALS

- CHIEFS** — Santos (49) (49) (33).
- TEXANS** — None.



RB Knile Davis returned the opening kickoff 106 yards for a touchdown, the second-longest return in NFL postseason history.



2015 AFC DIVISIONAL PLAYOFF GAME

Patriots 27, Chiefs 20

January 16, 2016 • Gillette Stadium • 66,829



KANSAS CITY 3 3 7 7 — 20
NEW ENGLAND 7 7 7 6 — 27

The Chiefs most successful season in more than a decade came to an end in Foxborough, Mass., at the hands of the New England Patriots, falling 27-20.

QB Alex Smith's performance included a franchise postseason record 50 pass attempts, and his sixth postseason touchdown pass with Kansas City moved him into a tie for second place in the club's record book.

New England opened the game by taking the opening kickoff and driving 80 yards, ending the possession with an eight-yard touchdown pass from QB Tom Brady to TE Rob Gronkowski.

Kansas City answered back right away, taking 8:31 off the clock on a 17-play, 64-yard drive, culminating in a 34-yard K Cairo Santos field goal, bringing the score to 7-3 after the first two possessions of the game.

Both teams alternated punts on the next four possessions. Midway through the second quarter, following four Brady completions for 54 yards and a roughing the passer penalty on LB Dezman Moses that put the Patriots at the Chiefs eight yard line. After a pass that resulted in a three-yard loss, Brady scrambled for 10-yards, ending at the Kansas City one yard line. New England challenged the ruling on the field, believing Brady broke the plane of the goal line. The ruling was upheld, but a quarterback sneak on the next play resulted in a touchdown, putting New England up 14-3.

As was the case following the Patriots' first touchdown, the Chiefs answered back right away. A 17-yard run from RB Charcandrick West and a 26-yard pass from Smith to WR Jason Avant put the Chiefs in field goal range, where Santos booted a 32-yard field goal with 0:12 remaining in the half.

The second half began for the Chiefs with a consistent mixture of Smith completions and West and Knile Davis rushes, moving the team into Patriots territory. On the 10th play of the drive, New England LB Chandler Jones forced a Davis fumble, recovered by LB Dont'a Hightower for the only turnover of the game by either team. Kansas City's momentum was stopped once Brady hit Gronkowski for the duo's second touchdown of the night, pushing the Chiefs deficit to 21-6.

Smith accounted for 72 of the team's 80 yards on the next drive, culminating in a 10-yard touchdown pass to WR Albert Wilson.

K Stephen Gostkowski kicked two field goals on New England's next two possessions - with a Chiefs punt in between - resulting in a 27-13 Patriots lead with 12:26 remaining in the game.

After a turnover on downs on Kansas City's next drive, New England punted, giving the ball back to the Chiefs at the 20-yard-line. Smith went six-of-11 for 60 yards on the drive, eventually marching the team to the one-yard-line where West ran into the end zone to bring the score to 27-20.

Kansas City failed to recover the ensuing onside kick, and on the second play of the possession, Brady completed a 12-yard pass to Julian Edelman, giving the Patriots a first down that would wrap up the game.

- PATRIOTS** — Gronkowski, 8-yard pass from Brady (Gostkowski kick) (11-80, 4:37).
- CHIEFS** — Santos, 34-yard field goal (17-64, 8:31).
- PATRIOTS** — Brady, 1-yard run (Gostkowski kick) (11-98, 5:36).
- CHIEFS** — Santos, 32-yard field goal (11-52, 3:11).
- PATRIOTS** — Gronkowski, 16-yard pass from Brady (Gostkowski kick) (5-69, 2:07).
- CHIEFS** — Wilson, 10-yard pass from Smith (Santos kick) (12-80, 6:12).
- PATRIOTS** — Gostkowski, 40-yard field goal (8-57, 2:26).
- PATRIOTS** — Gostkowski, 32-yard field goal (5-19, 2:06).
- CHIEFS** — West, 1-yard run (Santos kick) (16-80, 5:16).

TEAM STATISTICS	PATRIOTS	CHIEFS
First Downs	21	27
Total Net Yards	340	378
Rushes/Net Yards	14/38	32/135
Net Passing	302	243
Pass Attempts/Completions	42/28	50/29
Had Intercepted	0	0
Times Sacked/Yards	0.0/0.0	1.0/3.0
Punts/Average	3/42.0	3/35.7
Penalties/Yards	6/24	5/40
Fumbles/Lost	0/0	1/1
Possession Time	22:09	37:51

RUSHING

- CHIEFS** — West 17-61, TD; Smith 9-44; Davis 6-30.
- PATRIOTS** — Jackson 6-16; Edelman 1-11; Brady 6-6, TD; White 1-5.

RECEIVING

- CHIEFS** — Kelce 6-23; Wilson 5-57, TD; Conley 5-33; Avant 4-69; Maclin 2-23; West 2-15; Davis 2-13; Harris 1-10; Hammond Jr. 1-2; Sherman 1-1.
- PATRIOTS** — Edelman 10-100; Gronkowski 7-83, 2 TDs; LaFell 3-6; Martin 2-57; White 2-39; Amendola 2-18; Jackson 1-2; Bolden 1-(-3).

PASSING

- CHIEFS** — Smith 29-50-246, 1 TD, 0 INTs.
- PATRIOTS** — Brady 28-42-302, 2 TDs, 0 INTs.

INTERCEPTIONS

- CHIEFS** — None.
- PATRIOTS** — None.

SACKS

- CHIEFS** — None.
- PATRIOTS** — Jones 1.0.

FIELD GOALS

- CHIEFS** — Santos (34) (32).
- PATRIOTS** — Gostkowski (40) (32).



QB Alex Smith attempted 50 passes in the game, a Chiefs postseason record.



2016 AFC DIVISIONAL PLAYOFF GAME

Steelers 18, Chiefs 16

January 12, 2017 • Arrowhead Stadium • 76,765



PITTSBURGH 6 6 3 3 — 18

KANSAS CITY 7 0 3 6 — 16

The Chiefs had a successful season in 2016 finishing with a 12-4 record and AFC West Championship. Unfortunately it came to an end at the hands of the Pittsburgh Steelers, falling 18-16 in the divisional round of the AFC playoffs.

Pittsburgh won the coin toss and took the opening kickoff. The Steelers would go on an 11-play, 66-yard drive aided by 25 rushing yards from RB Le'Veon Bell that would end in a 22-yard Chris Boswell field goal.

Kansas City immediately answered back, taking only six-plays to respond. QB Alex Smith went 4-for-4 during the drive, hitting TE Travis Kelce for a 21-yard gain before ultimately hitting WR Albert Wilson for a five-yard touchdown pass to bring the score to 7-3 after the first two possessions of the game.

The Chiefs and the Steelers would alternate possessions during the half, with Pittsburgh connecting field goal drives of 7 and 14-plays, the Steelers stretched the lead to 9-7. Midway through the second quarter, S Eric Berry intercepted a pass from QB Ben Roethlisberger intended for WR Antonio Brown in the endzone halting a scoring threat. Following the interception the Chiefs went three-and-out and could not score. With the score 9-7 and 5:03 left on the clock, the Steelers kicked another FG with 1:00 left in the first half, stretching the lead to 12-7.

As the second half began the Chiefs would receive the ball after a 19-yard kick return by WR Tyreek Hill. The opening drive for the Chiefs would prove to be unsuccessful as they would produce a three and out.

On the Steelers ensuing possession Bell would prove to be a key component. He began the drive with a 38-yard run bringing the Steelers into Chiefs territory. Bell would carry the ball four times in the seven-play drive leading to the first score of the half, a 43-yard field goal by K Chris Boswell to extend the lead to 15-7.

Both teams traded punts on the next two possessions toward the end of the third quarter with the game winding down. On the Chiefs final possession of the third quarter the offense strung together a seven-play drive with the help of QB Alex Smith's arm to get within field goal range. K Cairo Santos nailed a 48-yard field goal to bring the Chiefs closer, ending the quarter with a 15-10 score.

With the Chiefs trailing to begin the fourth quarter the Steelers opened with a 10-play 45-yard drive. Roethlisberger threw for 43 yards to get the Steelers in field goal range. Boswell fired a 43-yard field goal, stretching the lead to 18-10 with 9:49 remaining.

Following Pittsburgh's score, the Chiefs would get the ball and respond. Smith would start the drive with a 24-yard completion to Kelce and over the 13-play drive Smith would pass for 62 yards, leading to a one-yard touchdown run by RB Spencer Ware, brining the Chiefs within two points, at 18-16. The Chiefs would convert their first attempt at the two-point conversion, however the play would be called back after a holding call on the offensive line. The Chiefs would fail the second attempt and kick off with 2:43 left hoping to stop the Steelers from collecting a first down for a final chance to take the lead.

On the ensuing Pittsburgh possession, on third and three from their own 12 -yard line, Roethlisberger would connect with Brown on a seven-yard reception that would effectively end the game. The Steelers would kneel, running out the clock and winning by a final of 18-16.

- STEELERS** — Boswell, 22-yard field goal (11-66, 5:22).
- CHIEFS** — Wilson, 5-yard pass from Smith (Stantos kick) (6-55, 3:29).
- STEELERS** — Boswell, 38-yard field goal (7-55, 2:18).
- STEELERS** — Boswell, 36-yard field goal (14-53, 6:30).
- STEELERS** — Boswell, 45-yard field goal (9-28, 4:08).
- STEELERS** — Boswell, 43-yard field goal (7-49, 3:42).
- CHIEFS** — Santos, 48-yard field goal (7-16, 2:50).
- STEELERS** — Boswell, 43-yard field goal (10-45, 5:21).
- CHIEFS** — Ware, 1-yard run (pass failed) (13-75, 7:06).

TEAM STATISTICS	STEELERS	CHIEFS
First Downs	20	16
Total Net Yards	389	227
Rushes/Net Yards	34/171	14/61
Net Passing	218	166
Pass Attempts/Completions	31/20	34/20
Had Intercepted	1	1
Times Sacked/Yards	1/6	1/6
Punts/Average	1/35.0	4/45.8
Penalties/Yards	4/53	6/60
Fumbles/Lost	0/0	1/1
Possession Time	34:13	25:47

RUSHING

- CHIEFS** — Ware 8-35, TD; Hill 3-18; Smith 2-9; West 1-(-1).
- STEELERS** — Bell 30-170; Roethlisberger 4-1.

RECEIVING

- CHIEFS** — Kelce 5-77; Maclin 2-28; Hill 4-27; Conley 2-19; West 2-14; Wilson 2-3, TD; Sherman 1-3; Ware 2-1.
- STEELERS** — Brown 6-108; James 5-83; Rogers 5-27; Ayers 1-6; Hamilton 1-4; Bell 2-(-4).

PASSING

- CHIEFS** — Smith 20-34-172, TD, 1 INT.
- STEELERS** — Roethlisberger 20-31-224, 0 TDs, 1 INT.

INTERCEPTIONS

- CHIEFS** — Berry 1-0.
- STEELERS** — Shazier 1-1.

SACKS

- CHIEFS** — Ford 0.5; Jenkins 0.5.
- STEELERS** — Harrison 1.0.

FIELD GOALS

- CHIEFS** — Santos (48).
- STEELERS** — Boswell (22) (38) (36) (45) (43) (43).



RB Spencer Ware celebrates after scoring a one-yard touchdown in the fourth quarter.



2017 AFC WILD CARD PLAYOFF GAME

Titans 22, Chiefs 21

January 6, 2018 • Arrowhead Stadium • 73,319



TENNESSEE 0 3 7 12 — 22
KANSAS CITY 14 7 0 0 — 21

Kansas City hosted a playoff game for the second straight year after a 10-6 season and another AFC West title. It was the first time in franchise history the Chiefs won back-to-back division titles.

The Chiefs hosted the Tennessee Titans at Arrowhead stadium for an AFC Wild Card matchup. Kansas City would fall in a close contest, 22-21.

Tennessee won the coin toss and deferred to Kansas City. The Chiefs chose to receive the opening kickoff. TE Travis Kelce managed a first down on the opening drive, but the Chiefs ended the possession in a punt.

In Tennessee's first possession, the Chiefs forced a three and out after an incomplete pass. Kansas City improved on its next drive, ending in a 1-yard touchdown run by RB Kareem Hunt.

After another three and out by the Chiefs defense, Kansas City started with the ball at its own 24 yard line. Three completions by QB Alex Smith and a penalty resulted in a 13-yard touchdown pass to Kelce. The Chiefs led at the end of the first quarter, 14-0.

The Titans took their next drive to midfield but stalled and were forced to punt. The Chiefs and Titans would trade punts for the next two possessions.

With a little over 10 minutes remaining in the first half, Titans QB Marcus Mariota marched the offense down into Kansas City territory for the first time. But at the Kansas City 21, CB Marcus Peters intercepted Mariota and returned the ball 28 yards.

The Chiefs offense was not able to capitalize on the interception and punted to the Titans 21 yard line.

The Titans' again chewed up yards, this time with several big runs from RB Derrick Henry. On 3rd-and-4 at the Chiefs 22-yard line, LB Derrick Johnson sacked Mariota on a blitz up the middle. The Titans still came away with a field goal, cutting the lead to 11.

Smith would then lead a masterful two minute drill, leading the Kansas City offense down the field in 1:52 and ending with a 14-yard touchdown pass to WR Demarcus Robinson. The Chiefs headed into halftime with a 21-3 lead.

Unfortunately, both Kelce and DL Chris Jones left the game with injuries in the first half, proving harmful to the Chiefs in the second half.

The Titans received the ball to begin the third quarter and marched 91 yards for a touchdown where Mariota caught a tipped ball from himself and ran into the endzone.

With the Titans back within 11 points at 21-10, Kansas City could not get its offense back to form. The Chiefs gained life after recovering a Tennessee muffed punt, but missed the ensuing field goal attempt.

At the beginning of the fourth quarter, Henry scored a 35-yard rushing touchdown. The two-point conversion was no good, bringing the score to 21-16 Chiefs.

After another Kansas City punt, the Titans ran the ball down the field and gained the lead with a 22-yard touchdown pass to WR Eric Decker.

With their season on the line, the Chiefs drove into Titans territory but could not convert on fourth down at the Tennessee 44 yard line.

The Titans took the ball into the two-minute warning and managed to run the clock out to end the game, with the Chiefs falling to the Titans 22-21.

- CHIEFS** — Hunt, 1-yard run (Butker kick) (6-81, 2:56).
- CHIEFS** — Kelce, 13-yard pass from Smith (Butker kick) (5-76, 3:24).
- TITANS** — Succop, 49-yard field goal (8-48, 4:02).
- CHIEFS** — Robinson, 14-yard pass from Smith (Butker kick) (9-79, 1:52).
- TITANS** — Mariota, 6-yard pass from Mariota (Succop kick) (15-91, 8:29).
- TITANS** — Henry, 35-yard run (pass failed) (6-62, 3:17).
- TITANS** — Decker, 22-yard pass from Mariota (pass failed) (11-80, 5:09).

TEAM STATISTICS	TITANS	CHIEFS
First Downs	20	16
Total Net Yards	389	227
Rushes/Net Yards	34/171	14/61
Net Passing	218	166
Pass Attempts/Completions	31/20	34/20
Had Intercepted	1	1
Times Sacked/Yards	1/6	1/6
Punts/Average	1/35.0	4/45.8
Penalties/Yards	4/53	6/60
Fumbles/Lost	0/0	1/1
Possession Time	34:13	25:47

RUSHING

- CHIEFS** — Hunt 11-42, TD; Hill 1-14; Smith 4-13.
- TITANS** — Henry 23-156, TD; Mariota 8-46..

RECEIVING

- CHIEFS** — Hill 7-87; Kelce 4-66, TD; Robinson 4-57, TD; Hunt 3-5; Wilson 2-26; Harris 2-22; West 2-1.
- TITANS** — Walker 6-74; Davis 4-35; Henry 2-35; Decker 2-21, TD; Smith 2-15; Matthews 1-15; Mariota 1-6, TD; Taylor 1-4.

PASSING

- CHIEFS** — Smith 24-33-264, 2 TDs, 0 INT.
- TITANS** — Mariota 19-31-205, 2 TDs, 1 INT.

INTERCEPTIONS

- CHIEFS** — Peters 1-28.
- TITANS** — None.

SACKS

- CHIEFS** — Houston 1.0; Johnson 1.0.
- TITANS** — Orakpo 1.5; Morgan 1.0; Williams 1.0; Woodyard 0.5.

FIELD GOALS

- CHIEFS** — Butker 48LU.
- TITANS** — Succop (49).



WR Demarcus Robinson scores a touchdown with eight seconds left in the first half.



2018 AFC DIVISIONAL PLAYOFF GAME

Chiefs 31, Colts 13

January 12, 2019 • Arrowhead Stadium • 76,765



INDIANAPOLIS 0 7 0 6 — 13

KANSAS CITY 14 10 0 7 — 31

The Kansas City Chiefs culminated the regular season with a Week 17 home victory over the AFC West Division-rival Oakland Raiders to claim a division title for the third consecutive season and secure the top-overall seed in the AFC which grants home field advantage throughout the playoffs.

The Chiefs hosted the Indianapolis Colts in the Divisional Round of the postseason on a snowy Sunday afternoon at Arrowhead Stadium. Indianapolis defeated Houston in a road contest in the Wild Card Round of the playoffs one week prior, granting advancement to the second round of the playoffs and a trip to Arrowhead Stadium with a berth in the AFC Championship Game on the line.

Kansas City won the coin toss and deferred to the second half decision, as Indianapolis received the opening kickoff and were met with a three-and-out offensive half by the Chiefs defense. On the unit's first possession of the contest, the eventual AP NFL MVP, QB Patrick Mahomes, and the Chiefs offense executed a five play, 90-yard scoring drive capped by a 10-yard rushing TD by RB Damien Williams to take an early lead.

The Chiefs defense executed a copy-and-paste on the following drive, as Kansas City's second offensive possession ended the same as the first. The Chiefs offense drove the ball 70 yards in eight plays, as WR Tyreek Hill logged a 36-yard rush around the left end to give Kansas City a two-score lead in the first quarter.

Taking an extensive drive into the second period of play, Kansas City capped a 15-play drive that covered nearly seven minutes of action with a 39-yard FG by K Harrison Butker to take a 17-0 lead.

Indianapolis, looking for a spark, vigorously pursued a Chiefs punt, as Colts LB Najee Goode blocked a P Dustin Colquitt punt and Colts WR Zach Pascal recovered the punt at the KC two-yard line and stumbled into the end zone to put the Colts on the scoreboard.

For the fourth time of the contest, KC's offense answered by orchestrating a 10-play, 75-yard scoring drive capped by a rushing TD around the right end on a scramble and dive for the pylon by Mahomes. Mahomes' rushing score gave the Chiefs three of the like in the first half, giving the home team a 24-7 lead heading into the intermission.

After a failed fourth-down conversion attempt by Kansas City, copious exchanges of punts and a pair of lost fumbles, one by each team, the third quarter culminated with zero total points scored.

On Indianapolis' second possession of the final quarter, QB Andrew Luck found WR T.Y. Hilton on a 29-yard passing score to give the Colts their first offense TD of the game. K Adam Vinatieri's ensuing PAT failed wide right, but Hilton's receiving score still narrowed the margin, 24-13.

Per game-long trend, Kansas City answered on the team's final offensive possession with a rushing score from six yards out by RB Darrel Williams. Butker connected on the PAT to draw the final score of 31-13, in favor of the Chiefs.

Kansas City nearly doubled the Colts in first downs, total net yards and time of possession.

With the win, the Chiefs advanced to their first AFC Championship Game since 1994 and Arrowhead Stadium would be set to host the annual bout for the first time in franchise history.

- CHIEFS — Dam. Williams, 10-yard run (Butker kick) (5-90, 3:00).
- CHIEFS — Hill, 36-yard run (Butker kick) (8-70, 3:04).
- CHIEFS — Butker, 39-yard field goal (15-53, 6:59).
- COLTS — Pascal, blocked punt recovery in end zone (Vinatieri kick).
- CHIEFS — Mahomes, 4-yard run (Butker kick) (15-91, 8:29).
- COLTS — Hilton, 29-yard pass from Luck (kick failed, wide right) (10-87, 3:04).
- CHIEFS — Dar. Williams, 6-yard run (Butker kick) (9-61, 3:08).

TEAM STATISTICS	COLTS	CHIEFS
First Downs	15	29
Total Net Yards	266	433
Rushes/Net Yards	14/87	33/180
Net Passing	179	253
Pass Attempts/Completions	36/19	41/27
Had Intercepted	0	0
Times Sacked/Yards	3.0/24.0	4.0/25.0
Punts/Average	7/48.3	4/27.5
Penalties/Yards	10/70	6/54
Fumbles/Lost	1/1	3/1
Possession Time	20:11	39:49

RUSHING

- CHIEFS — Dam. Williams 25-139, TD; Hill 1-36, TD; Dar. Williams 3-9, TD; Mahomes 3-8, TD; Watkins 1-(-2).
- COLTS — Mack 9-46; Hines 3-24; Luck 2-17.

RECEIVING

- CHIEFS — Hill 8-72; Kelce 7-108; Watkins 6-62; Dam. Williams 5-25; Dieter 1-11.
- COLTS — Ebron 5-51; Rogers 5-30; Hilton 4-60, TD; Inman 4-55, Pascal 1-7.

PASSING

- CHIEFS — Mahomes 41-27-278, 0 TD, 0 INTs.
- COLTS — Luck 36-19-203, 1 TD, 0 INTs.

INTERCEPTIONS

- CHIEFS — None.
- COLTS — None.

SACKS

- CHIEFS — Houston 2.0; Ford 1.0.
- COLTS — Moore II 2.0; Autry 1.0; Sheard 1.0.

FIELD GOALS

- CHIEFS — Butker (39).
- COLTS — None.



QB Patrick Mahomes dives for a touchdown giving the Chiefs a 17-point heading into halftime.



2018 AFC CHAMPIONSHIP GAME

Patriots 37, Chiefs 31 (OT)

January 20, 2019 • Arrowhead Stadium • 77,034



NEW ENGLAND 7 7 3 14 6 — 37
KANSAS CITY 0 0 7 24 0 — 31

The Kansas City Chiefs welcomed the New England Patriots to Arrowhead Stadium to host the first AFC Championship Game on their own turf in the history of the organization. Following an output of four rushing TDs in the Divisional Round against the Indianapolis Colts, the Chiefs turned around one week later to welcome the five-time Super Bowl Champion New England Patriots to Arrowhead Stadium with an opportunity to go to Super Bowl LIII on the line. This game marked the Chiefs first appearance in the American Football Conference's annual championship showdown in 25 years (1994).

New England was coming off of a Divisional Round victory of their own from the previous week, one in which the Patriots topped the visiting Los Angeles Chargers behind a five-touchdown first-half outing to return to the AFC Championship Game for the eighth consecutive season, looking to go to their third straight Super Bowl.

The visiting Patriots received the opening kickoff and put on an impressive display of offensive matriculation. New England's 15-play, 80-yard opening drive spanned 8:05 and was capped by RB Sony Michel punching it in from one yard out. New England's defense managed to hold Kansas City's offense to a less than three-minute possession and forced a punt, before regaining possession and taking their second drive into the second quarter. The Chiefs benefitted from a LB Reggie Ragland INT, only to have an exchange of punts ensue.

The Patriots regained possession with 3:08 remaining in the opening half, scoring on a WR Phillip Dorsett receiving TD from QB Tom Brady with 0:33 remaining in the first half, eventually drawing the halftime tally to a 14-0 advantage in favor of the visiting Patriots.

Coming out of the intermission, the Chiefs answered.

Kansas City QB Patrick Mahomes hit WR Sammy Watkins on a 54-yard catch on third-and-two to set up a TE Travis Kelce 12-yard TD reception to open the scoring for the Chiefs. Two possessions later, New England K Stephen Gostkowski connected on a 47-yard FG to advance the visitor's lead to double digits, 17-7, with 4:07 to go in the third quarter. 10 plays later, RB Damien Williams hit paydirt from one yard out for his second rushing TD of the postseason, pulling KC to within a three-point margin. Two possessions after that, Williams' lightning struck twice, this time on a 23-yard TD pass from Mahomes, with under eight minutes remaining in regulation to give Kansas City the lead, 21-17.

On the following possession, Brady and the Patriots put together a 10-play, 75-yard drive that covered 4:13 to regain the lead off a Michel 10-yard TD rush, leaving 3:35 on the clock.

Mahomes and the Chiefs responded with a scoring drive of their own to regain the lead for a second time in the fourth quarter on the next offensive drive, one in which Williams logged his fourth total TD of the postseason and third of the game on a two-yard TD rush.

The Patriots yet again responded, using the second-half two-minute warning to their advantage and again using a rushing TD to regain the lead for the third time. With 0:39 remaining in regulation, Mahomes used two deep passes to set up a Butker FG to tie the game and extend the contest into overtime.

New England won the toss and elected to receive, orchestrating a 13-play, 75-yard drive capped by RB Rex Burkhead punching it in from one yard out to defeat the Chiefs and advance to Super Bowl LIII.

- PATRIOTS** — Michel, 1-yard run (Gostkowski kick) (15-80, 8:05).
- PATRIOTS** — Dorsett, 29-yard pass from Brady (Gostkowski kick) (8-90, 2:41).
- CHIEFS** — Kelce, 12-yard pass from Mahomes (Butker kick) (4-74, 2:04).
- PATRIOTS** — Gostkowski, 47-yard field goal (6-8, 3:36).
- CHIEFS** — Dam. Williams, 1-yard pass from Mahomes (Butker kick) (9-75, 4:11).
- CHIEFS** — Dam. Williams, 23-yard pass from Mahomes (Butker kick) (2-23, 0:10).
- PATRIOTS** — Michel, 10-yard rush (Gostkowski kick) (10-75, 4:13).
- CHIEFS** — Dam. Williams, 2-yard run (Butker kick) (5-68, 1:29).
- PATRIOTS** — Burkhead, 4-yard run (Gostkowski kick) (6-65, 1:24).

TEAM STATISTICS	PATRIOTS	CHIEFS
First Downs	36	18
Total Net Yards	524	290
Rushes/Net Yards	48/176	12/41
Net Passing	348	249
Pass Attempts/Completions	46/30	31/16
Had Intercepted	2	0
Times Sacked/Yards	0.0/0.0	4.0/46.0
Punts/Average	2/37.5	5/43.4
Penalties/Yards	6/61	4/28
Fumbles/Lost	0/0	1/0
Possession Time	43:59	20:53

RUSHING

- CHIEFS** — Dam. Williams 10-30, TD; Mahomes 2-11.
- PATRIOTS** — Michel 29-113, 2 TDs; Burkhead 12-41, 2 TDs; White 6-23; Brady 1-(-1).

RECEIVING

- CHIEFS** — Dam. Williams 5-66, 2 TDs; Watkins 4-114; Kelce 3-23, TD; Hill 1-42; Robinson 1-27; Ware 1-21; Harris 1-2.
- PATRIOTS** — Edelman 7-96; Gronkowski 6-79; Hogan 5-45; White 4-49; Burkhead 4-23; Patterson 2-18; Dorsett 1-29, TD; Develin 1-9.

PASSING

- CHIEFS** — Mahomes 16-31-295, 3 TDs, 0 INT.
- PATRIOTS** — Brady 30-46-348, TD, 2 INTs.

INTERCEPTIONS

- CHIEFS** — Sorensen 1-24; Ragland 1-0..
- PATRIOTS** — None.

SACKS

- CHIEFS** — None.
- PATRIOTS** — Van Noy 2.0-29; Flowers 1-14; Guy 0.5-1.5; Simon 0.5-1.5.

FIELD GOALS

- CHIEFS** — Butker (39).
- PATRIOTS** — Gostkowski (47).



2019 AFC DIVISIONAL PLAYOFF GAME

Chiefs 51, Texans 31

January 12, 2020 • Arrowhead Stadium • 73,503



HOUSTON 21 3 7 0 — 31
KANSAS CITY 0 28 13 10 — 51

Kansas City entered the 2019 postseason as the conference's second seed, earning a first-round bye for the second-consecutive year. In a rematch of a 2019 regular season game that saw the Texans leave Arrowhead Stadium with a 31-24, Houston quieted the home crowd by jumping out to a 14-0 lead after a deep pass touchdown pass to WR Kenny Stills and a blocked punt returned for a touchdown. A muffed punt return led to another Texans touchdown and a Houston field goal gave Houston a 24-0 lead at the start of the second quarter.

Sparked by a 58-yard kickoff return by WR Mecole Hardman, QB Patrick Mahomes connected with RB Damien Williams for a 17-yard touchdown to get the Chiefs on the board. On the next defensive series, S Daniel Sorensen made a game-changing tackle on a fourth-down fake punt by the Texans, set up the first of three-consecutive touchdown passes to TE Travis Kelce. Sorensen and CB Alex Brown combined for force a Houston fumble on the ensuing kickoff return, setting up Kelce's second TD of the quarter. The Chiefs offense dominated the second quarter with 28 unanswered points, with the scoring drives accounting for less than five minutes of time. Kansas City took a 28-24 lead into halftime after a 51-yard Houston field goal sailed wide right as the clock expired on the first half.

Damien Williams rattled off a pair of rushing touchdowns in the third quarter to cap off 85- and 77-yard drives, extending Kansas City's lead to 41-24. The Texans scored their final points of the day on a five-yard touchdown run by QB Deshaun Watson at the end of the third quarter.

Mahomes completed three-straight passes at the end of the third quarter and start of the fourth quarter before finding TE Blake Bell for an eight-yard touchdown. The Chiefs defense forced a Houston three-and-out and a turnover on downs, setting up a 24-yard field goal from K Harrison Butker to extend the lead to 51-31.

The Chiefs set multiple team records and etched themselves in the NFL record books in the game. The club set records for most points scored in a postseason game in franchise history, as well as the franchise record for most touchdowns with seven. The 24-point deficit the Chiefs overcame tied for the fourth-largest comeback in a playoff game in NFL history, while the 28 unanswered points in the second quarter were tied for the third-most points scored by a team in the second quarter of a playoff game in NFL history.

With five touchdown passes in the game, Mahomes set a new single-game franchise record and tied for the fourth-most touchdown throws in a postseason game in NFL history, behind the record of six. Kelce became the first player in the Super Bowl era to record three receiving touchdowns in a single quarter in a postseason game.

DE Frank Clark recorded 3.0 sacks in the game, tying for the most career postseason sacks in a game in franchise history, and tying for the fourth-most sacks in a single postseason game in NFL history.



TE Travis Kelce catches one of three touchdown passes in the second quarter against the Texans.

- TEXANS** — Stills, 54-yard pass from Watson (Fairbairn kick) (6-75, 3:01).
- TEXANS** — Johnson, 10-yard blocked punt return (Fairbairn kick).
- TEXANS** — Fells, 4-yard pass from Watson (Fairbairn kick) (2-6, 0:48).
- TEXANS** — Fairbairn, 31-yard field (9-38, 4:55).
- CHIEFS** — Dam. Williams, 17-yard pass from Mahomes (Butker kick) (2-42, 0:59).
- CHIEFS** — Kelce, 5-yard pass from Mahomes (Butker kick) (3-33, 0:23).
- CHIEFS** — Kelce, 6-yard pass from Mahomes (Butker kick) (3-6, 1:25).
- CHIEFS** — Kelce, 5-yard pass from Mahomes (Butker kick) (8-90, 2:03).
- CHIEFS** — Dam. Williams, 1-yard run (kick failed, wide left) (7-85, 3:36).
- CHIEFS** — Dam. Williams, 5-yard run (Butker kick) (6-77, 3:55).
- TEXANS** — Watson, 5-yard run (Fairbairn kick) (9-75, 4:15).
- CHIEFS** — Bell, 8-yard pass from Mahomes (Butker kick) (4-72).
- CHIEFS** — Butker, 24-yard field goal (7-52, 3:31).

TEAM STATISTICS	TEXANS	CHIEFS
First Downs	23	29
Total Net Yards	442	434
Rushes/Net Yards	21/94	21/118
Net Passing	348	316
Pass Attempts/Completions	52/31	35/23
Had Intercepted	0	0
Times Sacked/Yards	5.0/40.0	1.0/5.0
Punts/Average	3/45.7	4/30.8
Penalties/Yards	7/87	4/37
Fumbles/Lost	2/1	2/1
Possession Time	34:25	25:25

RUSHING

- CHIEFS** — Mahomes, 7-53; Dam. Williams 12-47, 2TDs; Watkins 1-14; Hill 1-4.
- TEXANS** — Hyde 13-44; Watson 6-37, TD; Johnson 1-11; Reid 1-2.

RECEIVING

- CHIEFS** — Kelce, 10-134, 3 TDs; Watkins 2-76; Hill 3-41; Dam. Williams 2-21, TD; Hardman 2-19; Bell 2-15, TD; Yelder 1-11; Robinson 1-4.
- TEXANS** — Hopkins 9-118; Fuller 5-89; STills 3-80, TD; Johnson 5-23; Fells 3-22, TD; Hyde 3-18; Carter 1-17; Jones 1-14; Thomas 1-7.

PASSING

- CHIEFS** — Mahomes 23-35-321, 5 TDs, 0 INTs. Watkins 0-0-0, 0 TDs, 0 INTs.
- TEXANS** — Watson 31-52-388, 2 TDs, 0 INTs. Stills 0-0-0, 0 TDs, 0 INTs.

INTERCEPTIONS

- CHIEFS** — None.
- TEXANS** — None.

SACKS

- CHIEFS** — Clark 3.0, Fenton 1.0, O'Daniel 1.0.
- TEXANS** — Conley 1.0.

FIELD GOALS

- CHIEFS** — Butker (24).
- TEXANS** — Fairbairn (31) 51WR.



2019 AFC CHAMPIONSHIP GAME

Chiefs 35, Titans 24

January 19, 2020 • Arrowhead Stadium • 73,656



TENNESSEE 10 7 0 7 — 24
KANSAS CITY 7 14 0 14 — 35

For the second-consecutive season, the Chiefs hosted the AFC Championship Game at Arrowhead Stadium for the opportunity to secure the Lamar Hunt Trophy in front of the team's home fans. In another rematch against an AFC South opponent that ended in a 2019 regular season loss, the Tennessee Titans visited Arrowhead and jumped out to a 10-0 lead behind a 30-yard field goal and a four-yard touchdown rush from RB Derrick Henry.

QB Patrick Mahomes found WR Tyreek Hill for the club's first score of the day on an eight-yard pass. The Chiefs fell behind by double digits for the second time in the game when Tennessee QB Ryan Tannehill found T Dennis Kelly for a one-yard touchdown pass on a tackle-eligible play.

Despite another double-digit first-half deficit, Mahomes connected with Hill for the second time, this time from 20 yards out to narrow the margin to 17-14 midway through the second quarter. After the Chiefs defense forced a Tennessee three-and-out and the offense took over inside the two-minute warning, Mahomes found TE Travis Kelce and WR Sammy Watkins for two 3rd-down conversions. Facing 2nd-and-10 with 23 seconds left in the first half and down by four points, Mahomes scrambled for a 27-yard touchdown to put the Chiefs up 21-17 going into halftime.

After a scoreless third quarter that saw the teams trade punts, the Chiefs opened up the fourth quarter with a three-yard touchdown run from RB Damien Williams, giving him three rushing touchdowns in the 2019 postseason and four overall touchdowns, while pushing Kansas City's lead to 28-17.

DE Tanoh Kpassagnon recorded one of his 2.0 sacks on the ensuing drive, forcing a punt to give the Chiefs offense the ball back with just under 12 minutes left in the game. Facing 3rd-and-6, Mahomes connected with WR Sammy Watkins for a 60-yard touchdown pass that pushed the Chiefs lead to 35-17.

Tennessee went on to score a touchdown on a 22-yard pass from Tannehill to TE Anthony Firkser to cut into the Chiefs lead. After a Kansas City drive that took two minutes off the clock, the Chiefs defense applied heavy pressure on the Titans final drive of the game as S Tyrann Mathieu broke up a third-down pass and DE Frank Clark sacked Tannehill for a 17-yard loss on 4th-and-6.

For the first time in franchise history, the Chiefs secured the Lamar Hunt Trophy as the AFC champions and the club punched its ticket to the franchise's third Super Bowl, the first since the 1969 season.

With Hill's two first-half touchdown receptions, he and TE Travis Kelce became the first pair of teammates to each record a playoff game with multiple first-half receiving touchdowns in a single postseason since Colts wide receivers Marvin Harrison and Brandon Stokley accomplished the feat in the 2003 NFL postseason.



QB Patrick Mahomes dives across the goalline to cap his 27-yard touchdown rush at the end of the first half.

- TITANS** — Joseph, 30-yard field goal (8-58, 3:31).
- TITANS** — Henry, 4-yard run (Joseph kick) (9-58, 4:07).
- CHIEFS** — Hill, 8-yard pass from Mahomes (Butker kick) (10-74, 5:06).
- TITANS** — Kelly, 1-yard pass from Tannehill (Joseph kick) (15-75, 9:07).
- CHIEFS** — Hill, 20-yard pass from Mahomes (Butker kick) (5-63, 2:36).
- CHIEFS** — Mahomes, 27-yard run (Butker kick) (9-86, 1:40).
- CHIEFS** — Dam. Williams, 3-yard run (Butker kick) (13-73, 7:08).
- CHIEFS** — Watkins, 60-yard pass from Mahomes (Butker kick) (7-88, 4:21).
- TITANS** — Firkser, 22-yard pass from Tannehill (Joseph kick) (8-80, 3:15).

TEAM STATISTICS	TITANS	CHIEFS
First Downs	20	27
Total Net Yards	295	404
Rushes/Net Yards	23/85	27/112
Net Passing	210	292
Pass Attempts/Completions	32/22	35/23
Had Intercepted	0	0
Times Sacked/Yards	3/27	2/2
Punts/Average	3/46.3	3/40.7
Penalties/Yards	8/85	9/61
Fumbles/Lost	0/0	1/0
Possession Time	30:10	29:50

RUSHING

- CHIEFS** — Mahomes 8-53, TD; Dam. Williams 17-45, TD; Hill 1-7; Thompson 1-7.
- TITANS** — Henry 19-69, TD; Tannehill 3-11; Mariota 1-5.

RECEIVING

- CHIEFS** — Watkins 7-114, TD; Hill 5-67, 2 TDs; Dam. Williams 5-44; Kelce 3-30; Robinson 2-31; Hardman 1-8.
- TITANS** — Davis 5-65; Humphries 4-25; Brown 3-51; Smith 3-38; Henry 2-(-8); Hooker 1-28; Firkser 1-22, TD; Pruitt 1-9; Lewis 1-6; Kelly 1-1, TD.

PASSING

- CHIEFS** — Mahomes 23-35-294, 3 TDs, 0 INTs.
- TITANS** — Tannehill 21-31-209, 2 TDs, 0 INTs. Kern 1-1-28, 0 TDs, 0 INTs.

INTERCEPTIONS

- CHIEFS** — None.
- TITANS** — None.

SACKS

- CHIEFS** — Kpassagnon 2.0; Clark 1.0.
- TITANS** — Correa 1.0; Jones 0.5; Casey 0.5.

FIELD GOALS

- CHIEFS** — None.
- TITANS** — Joseph (30).



SUPER BOWL LIV
Chiefs 31, 49ers 20



February 2, 2020 • Hard Rock Stadium • 62,417

SAN FRANCISCO 3 7 10 0 — 20
KANSAS CITY 7 3 0 21 — 31

The Kansas City Chiefs squared off against the NFC Champion San Francisco 49ers in Super Bowl LIV at Hard Rock Stadium, the home of the Miami Dolphins, in Miami Gardens, Florida, on Sunday, February 2, 2020. It marked the club's third Super Bowl appearance (I, IV and LIV), but the first appearance for the club since winning Super Bowl IV against the Minnesota Vikings following the 1969 season.

The Chiefs went three-and-out on the game's opening drive and San Francisco got on the scoreboard first with a 38-yard K Robbie Gould field goal. The Chiefs then marched down the field and after a QB Patrick Mahomes scramble left the offense with a 4th-and-1, the Chiefs drew inspiration from the 1948 Rose Bowl between Michigan and USC, calling "Shift to Rose Bowl Right Parade" for RB Damien Williams to pick up four yards and a first down on the one-yard line. After being stopped on first down, Mahomes ran a speed option to the right and took the ball into the end zone to take the 7-3 lead.

On the following drive, CB Bashaud Breeland intercepted San Francisco QB Jimmy Garoppolo, setting up the chance for the Chiefs to extend their lead at the start of the second quarter. After reaching the Red Zone, Kansas City's drive stalled and K Harrison Butker connected on a 31-yard field goal to go up 10-3.

San Francisco evened the score at 10-10 in the second quarter after a string of five-consecutive plays that gained 10 or more yards, including a 15-yard touchdown pass from Garoppolo from FB Kyle Juszczyk. The Chiefs followed up with a punt on their next drive, and an offensive pass interference call against the 49ers stalled a late first-half drive, sending the teams to the locker room tied at 10-10.

San Francisco started the second half much the same way it started the game, taking its opening drive 60 yards before the Chiefs defense forced a 42-yard field goal. Facing 3rd-and-12 on the next drive, Mahomes threw an interception as LB Fred Warner picked off a pass intended for WR Tyreek Hill. The 49ers converted that into points as RB Raheem Mostert scored on a one-yard rush, giving San Francisco the 20-10 lead with under three minutes left in the third quarter, the giving the Chiefs a third-straight double-digit postseason deficit.

As the Chiefs were driving to start the fourth quarter, a nine-yard sack set the offense back, and Mahomes threw a pass on 3rd-and-6 intended for Hill that was intercepted by S Tarvarius Moore.

The Kansas City defense stepped up and forced a San Francisco punt after the interception, and the offense got to work. Facing 2nd-and-15, Mahomes completed a 16-yard pass to Hill that was eventually overturned to an incomplete pass after a 49ers challenge. On 3rd-and-15, Mahomes completed a 44-yard pass to Hill on the now-fabled "Gun Trey Right 3 Jet Chip Wasp Y Funnel," or "Wasp" for short. On 3rd-and-10, Mahomes threw a pass to TE Travis Kelce that drew a defensive pass interference penalty, putting the ball on the one-yard line. Mahomes found Kelce for a one-yard touchdown pass on the next play to narrow the deficit to 20-17.

After a San Francisco three-and-out, the Chiefs took possession with just over five minutes left in the game. Highlighted by a 38-yard pass to WR Sammy Watkins, the drive was capped with a five-yard touchdown pass to RB Damien Williams on third down, giving the Chiefs a lead they would not relinquish.

With San Francisco moving the ball in an attempt to take the lead, DE Frank Clark sacked Garoppolo for a nine-yard loss on 4th-and-10 with 1:25 left on the clock. Williams broke through the San Francisco defense on second down for a 38-yard touchdown run to extend the Chiefs lead to 31-20. DB Kendall Fuller then put the game on ice as he intercepted a last-ditch Garoppolo pass and the Chiefs were able to run out the clock to secure the club's second Super Bowl championship.

The 10-point fourth-quarter comeback tied for the second-largest comeback in Super Bowl history and the Chiefs became the first team to record three comebacks of at least 10 points in a single postseason in NFL history.

QB Patrick Mahomes was awarded the Pete Rozelle Trophy as MVP of the game. At 24 years and 138 days old, Mahomes became the youngest QB and the third-youngest player (Marcus Allen and Lynn Swann) to win the Super Bowl MVP award.

- 49ERS** — Gould, 38-yard field goal (10-62, 5:58).
- CHIEFS** — Mahomes, 1-yard run (Butker kick) (15-75, 7:26).
- CHIEFS** — Butker, 31-yard field goal (9-43, 4:36).
- 49ERS** — Juszczyk, 15-yard pass from Garoppolo (Gould kick) (7-80, 4:27).
- 49ERS** — Gould, 42-yard field goal (9-60, 5:31).
- 49ERS** — Mostert, 1-yard run (Gould kick) (6-55, 2:48).
- CHIEFS** — Kelce, 1-yard pass from Mahomes (Butker kick) (10-83, 2:40).
- CHIEFS** — Dam. Williams, 5-yard pass from Mahomes (Butker kick) (7-65, 2:26).
- CHIEFS** — Dam. Williams, 38-yard run (Butker kick) (2-42, 0:13).

TEAM STATISTICS	49ERS	CHIEFS
First Downs	21	26
Total Net Yards	351	397
Rushes/Net Yards	22/141	29/129
Net Passing	210	268
Pass Attempts/Completions	31/20	42/26
Had Intercepted	2	2
Times Sacked/Yards	1/9	4/18
Punts/Average	2/43.0	2/50.0
Penalties/Yards	5/45	4/24
Fumbles/Lost	1/0	3/0
Possession Time	26:47	33:13

RUSHING

- CHIEFS** — Dam. Williams 17-104, TD; Mahomes 9-29, TD; Kelce 1-2; Thompson 1-0; Hardman 1-(-6).
- 49ERS** — Mostert 12-58, TD; Samuel 3-53; Coleman 5-28; Garoppolo 2-2.

RECEIVING

- CHIEFS** — Hill 9-105; Kelce 6-43, TD; Watkins 5-98; Dam. Williams 4-29, TD; Bell 1-9; Hardman 1-2.
- 49ERS** — Samuel 5-39; Kittle 4-36; Juszczyk 3-39, TD; Sanders 3-38; Bourne 2-42; Wilson 1-20; Coleman 1-3; Mostert 1-2.

PASSING

- CHIEFS** — Mahomes 26-42-286, 2 TDs, 2 INTs.
- 49ERS** — Garoppolo 20-31-219, TD, 2 INTs.

INTERCEPTIONS

- CHIEFS** — Breeland 1-1; Fuller 1-0.
- 49ERS** — Moore 1-7; Warner 1-3.

SACKS

- CHIEFS** — Clark 1.0.
- 49ERS** — Buckner 1.5; Bosa 1.0; Mitchell 0.5.

FIELD GOALS

- CHIEFS** — Butker (31).
- 49ERS** — Gould (38) (42).



WR Tyreek Hill converts a 3rd and 15 on "Gun Trey Right 3 Jet Chip Wasp Y Funnel," the first of three fourth-quarter touchdowns.

2019 WORLD CHAMPIONS



Front Row: Jody Fortson, Dustin Colquitt, Chad Henne, Harrison Butker, Matt Moore, General Manager Brett Veach, Head Coach Andy Reid, Chairman and CEO Clark Hunt, President Mark Donovan, Kyle Shurmur, Tyreek Hill, Demarcus Robinson, Gehrig Dieter, Byron Pringle.

Second Row: Lamar Hunt Jr., Sharron Hunt, Sammy Watkins, Patrick Mahomes, Mecole Hardman, Marcus Kemp, Keith Reaser, Morris Claiborne, Bashaud Breeland, Juan Thornhill, Armani Watts, Jordan Lucas, LeSean McCoy, Norma Hunt, Dan Hunt.

Third Row: Damien Williams, Rashad Fenton, Kendall Fuller, Elijah McGuire, Alex Brown, Darrel Williams, Tyrann Mathieu, Darwin Thompson, Charvarius Ward, Marcus Marshall, Spencer Ware, John Lovett, James Winchester, Anthony Sherman, Emmanuel Smith, Mike Weber.

Fourth Row: Dorian O'Daniel, Nick Keizer, Daniel Sorensen, Darron Lee, Demone Harris, Anthony Hitchens, Damien Wilson, Frank Clark, Ben Niemann, Reggie Ragland, Ryan Hunter, Stefan Wisniewski, Austin Reiter.

Fifth Row: Mike Pennel, Jackson Barton, Greg Senat, Mitchell Schwartz, Eric Fisher, Nick Allegretti, Martin Rankin, Cam Erving, Laurent Duvernay-Tardif, Andrew Wylie, Felton Davis, Blake Bell, Deon Yelder.

Sixth Row: Offensive Coordinator Eric Bieniemy, Special Teams Coordinator/Assistant Head Coach Dave Toub, Travis Kelce, Emmanuel Ogbah, Derrick Nnadi, Tanoh Kpassagnon, Devaroe Lawrence, Terrell Suggs, Chris Jones, Braxton Hoyett, Alex Okafor, Xavier Williams, Khalen Saunders, Defensive Coordinator Steve Spagnuolo.

Seventh Row: Assistant Offensive Line Coach Corey Matthaei, Tight Ends Coach Tom Melvin, Pass Game Analyst/Assistant Quarterbacks Coach Joe Bleymaier, Wide Receivers Coach Greg Lewis, Special Teams Assistant Coach Rod Wilson, Quarterbacks Coach/Pass Game Coordinator Mike Kafka, Offensive Line Coach Andy Heck, Run Game Coordinator/Defensive Line Coach Brendan Daly, Linebackers Coach Matt House, Defensive Backs/Cornerbacks Coach Sam Madison, Linebackers/Outside Linebackers Coach Britt Reid, Running Backs Coach Deland McCullough, Defensive Backs Coach Dave Merritt, Vice President of Sports Medicine and Performance Rick Burkholder.

Eighth Row: Assistant Equipment Manager Chris Shropshire, Assistant Athletic Trainer Julie Frymyer, Assistant Athletic Trainer Tiffany Morton, Assistant Athletic Trainer David Glover, Assistant Athletic Trainer Evan Craft, Offensive Quality Control Coach David Girardi, Defensive Quality Control Coach Alex Whittingham, Strength and Conditioning Assistant Greg Carbin, Assistant Video Director Ken Radino, Video Assistant Josh Schmidt, Director of Video Operations Pat Brazil, Assistant to the Head Coach Porter Ellett, Strength and Conditioning Coach Barry Rubin, Equipment Director Allen Wright.

Ninth Row: Assistant Equipment Manager Cale Kirby, Defensive Assistant Connor Embree, Video Assistant Holt McKinney, Assistant Equipment Manager Jay White, Assistant Equipment Manager Kyle Crumbaugh, Strength and Conditioning Assistant Travis Crittenden, Defensive Quality Control Terry Bradden, Statistical Analysis Coordinator Mike Frazier, Strength and Conditioning Assistant Ryan Reynolds, Coaching Intern Dan Williams.





AFC CHAMPIONSHIP GAME RESULTS



SEASON	DATE	RESULT	SITE
1960	1-1-61	Houston 24, L.A. Chargers 16	Houston
1961	12-24-61	Houston 10, San Diego 3	San Diego
1962	12-23-62	Dallas 20, Houston 17**	Houston
1963	1-5-64	San Diego 51, Boston 10	San Diego
1964	12-26-64	Buffalo 20, San Diego 7	Buffalo
1965	12-26-65	Buffalo 23, San Diego 0	San Diego
1966	1-1-67	Kansas City 31, Buffalo 7	Buffalo
1967	12-31-67	Oakland 40, Houston 7	Oakland
1968	12-29-68	N.Y. Jets 27, Oakland 23	New York
1969	1-4-70	Kansas City 17, Oakland 7	Oakland
1970	1-3-71	Baltimore 27, Oakland 17	Baltimore
1971	1-2-72	Miami 21, Baltimore 0	Miami
1972	12-31-72	Miami 21, Pittsburgh 17	Pittsburgh
1973	12-30-73	Miami 27, Oakland 10	Miami
1974	12-29-74	Pittsburgh 24, Oakland 13	Oakland
1975	1-4-76	Pittsburgh 16, Oakland 10	Pittsburgh
1976	12-26-76	Oakland 24, Pittsburgh 7	Oakland
1977	1-1-78	Denver 20, Oakland 17	Denver
1978	1-7-79	Pittsburgh 34, Houston 5	Pittsburgh
1979	1-6-80	Pittsburgh 27, Houston 13	Pittsburgh
1980	1-11-81	Oakland 34, San Diego 27	San Diego
1981	1-10-82	Cincinnati 27, San Diego 7	Cincinnati
1982	1-23-83	Miami 14, N.Y. Jets 0	Miami
1983	1-8-84	L.A. Raiders 30, Seattle 14	Los Angeles
1984	1-6-85	Miami 45, Pittsburgh 28	Miami
1985	1-12-86	New England 31, Miami 14	Miami
1986	1-11-87	Denver 23, Cleveland 20*	Cleveland
1987	1-17-88	Denver 38, Cleveland 33	Denver
1988	1-8-89	Cincinnati 21, Buffalo 10	Cincinnati
1989	1-14-90	Denver 37, Cleveland 21	Denver
1990	1-20-91	Buffalo 51, L.A. Raiders 3	Buffalo
1991	1-12-92	Buffalo 10, Denver 7	Buffalo
1992	1-17-93	Buffalo 29, Miami 10	Miami
1993	1-23-94	Buffalo 30, Kansas City 13	Buffalo
1994	1-15-95	San Diego 17, Pittsburgh 13	Pittsburgh
1995	1-14-96	Pittsburgh 20, Indianapolis 16	Pittsburgh
1996	1-12-97	New England 20, Jacksonville 6	New England
1997	1-11-98	Denver 24, Pittsburgh 21	Pittsburgh
1998	1-17-99	Denver 23, N.Y. Jets 10	Denver
1999	1-23-00	Tennessee 33, Jacksonville 14	Jacksonville
2000	1-14-01	Baltimore 16, Oakland 3	Oakland
2001	1-27-02	New England 24, Pittsburgh 17	Pittsburgh
2002	1-19-03	Oakland 41, Tennessee 24	Oakland
2003	1-18-04	New England 24, Indianapolis 14	New England
2004	1-23-05	New England 41, Pittsburgh 27	Pittsburgh
2005	1-22-06	Pittsburgh 34, Denver 17	Denver
2006	1-21-07	Indianapolis 38, New England 34	Indianapolis
2007	1-20-08	New England 21, San Diego 12	New England
2008	1-18-09	Pittsburgh 23, Baltimore 14	Pittsburgh
2009	1-24-10	Indianapolis 30, N.Y. Jets 17	Indianapolis
2010	1-23-11	Pittsburgh 24, N.Y. Jets 19	Pittsburgh
2011	1-22-12	New England 23, Baltimore 20	New England
2012	1-20-13	Baltimore 28, New England 13	New England
2013	1-19-14	Denver 26, New England 16	Denver
2014	1-18-15	New England 45, Indianapolis 7	New England
2015	1-24-16	Denver 20, New England 18	Denver
2016	1-22-17	New England 36, Pittsburgh 17	New England
2017	1-21-18	New England 24, Jacksonville 20	New England
2018	1-20-19	New England 37, Kansas City 31*	Kansas City
2019	1-19-20	Kansas City 35, Tennessee 24	Kansas City

* Overtime

** Double Overtime

Note: Includes AFL Championship Games, 1960-69



NFC CHAMPIONSHIP GAME RESULTS



SEASON	DATE	RESULT	SITE
1960	12-26-60	Philadelphia 17, Green Bay 13	Philadelphia
1961	12-31-61	Green Bay 37, New York 0	Green Bay
1962	12-30-62	Green Bay 16, New York 7	New York
1963	12-29-63	Chicago 14, New York 10	Chicago
1964	12-27-64	Cleveland 27, Baltimore 0	Cleveland
1965	1-2-66	Green Bay 23, Cleveland 12	Green Bay
1966	1-1-67	Green Bay 34, Dallas 27	Dallas
1967	12-31-67	Green Bay 21, Dallas 17	Green Bay
1968	12-29-68	Baltimore 34, Cleveland 0	Cleveland
1969	1-4-70	Minnesota 27, Cleveland 7	Minnesota
1970	1-3-71	Dallas 17, San Francisco 10	San Francisco
1971	1-2-72	Dallas 14, San Francisco 3	Dallas
1972	12-31-72	Washington 26, Dallas 3	Washington
1973	12-30-73	Minnesota 27, Dallas 10	Dallas
1974	12-29-74	Minnesota 14, Los Angeles 10	Minnesota
1975	1-4-76	Dallas 37, Los Angeles 7	Los Angeles
1976	12-26-76	Minnesota 24, Los Angeles 13	Minnesota
1977	1-1-78	Dallas 23, Minnesota 6	Dallas
1978	1-7-79	Dallas 28, Los Angeles 0	Los Angeles
1979	1-6-80	Los Angeles 9, Tampa Bay 0	Tampa Bay
1980	1-11-81	Philadelphia 20, Dallas 7	Philadelphia
1981	1-10-82	San Francisco 28, Dallas 27	San Francisco
1982	1-22-83	Washington 31, Dallas 17	Washington
1983	1-8-84	Washington 24, San Francisco 21	Washington
1984	1-6-85	San Francisco 23, Chicago 0	San Francisco
1985	1-12-86	Chicago 24, L.A. Rams 0	Chicago
1986	1-11-87	N.Y. Giants 17, Washington 0	East Rutherford
1987	1-17-88	Washington 17, Minnesota 10	Washington
1988	1-8-89	San Francisco 28, Chicago 3	Chicago
1989	1-14-90	San Francisco 30, L.A. Rams 3	San Francisco
1990	1-20-91	N.Y. Giants 15, San Francisco 13	San Francisco
1991	1-12-92	Washington 41, Detroit 10	Washington
1992	1-17-93	Dallas 30, San Francisco 20	San Francisco
1993	1-23-94	Dallas 38, San Francisco 21	Dallas
1994	1-5-95	San Francisco 38, Dallas 28	San Francisco
1995	1-14-96	Dallas 38, Green Bay 27	Dallas
1996	1-12-97	Green Bay 30, Carolina 13	Green Bay
1997	1-11-98	Green Bay 23, San Francisco 10	San Francisco
1998	1-17-99	Atlanta 30, Minnesota 27*	Minnesota
1999	1-23-00	St. Louis 11, Tampa Bay 6	St. Louis
2000	1-14-01	N.Y. Giants 41, Minnesota 0	East Rutherford
2001	1-27-02	St. Louis 29, Philadelphia 24	St. Louis
2002	1-19-03	Tampa Bay 27, Philadelphia 10	Philadelphia
2003	1-18-04	Carolina 14, Philadelphia 3	Philadelphia
2004	1-23-05	Philadelphia 27, Atlanta 10	Philadelphia
2005	1-22-06	Seattle 34, Carolina 14	Seattle
2006	1-21-07	Chicago 39, New Orleans 14	Chicago
2007	1-20-08	N.Y. Giants 23, Green Bay 20*	Green Bay
2008	1-18-09	Arizona 32, Philadelphia 25	Arizona
2009	1-24-10	New Orleans 31, Minnesota 28*	New Orleans
2010	1-23-11	Green Bay 21, Chicago 14	Chicago
2011	1-22-12	N.Y. Giants 20, San Francisco 17	San Francisco
2012	1-20-13	San Francisco 28, Atlanta 24	Atlanta
2013	1-19-14	Seattle 23, San Francisco 17	Seattle
2014	1-18-15	Seattle 28, Green Bay 22*	Seattle
2015	1-24-16	Carolina 49, Arizona 15	Carolina
2016	1-22-17	Atlanta 44, Green Bay 21	Atlanta
2017	1-21-18	Philadelphia 38, Minnesota 7	Philadelphia
2018	1-20-19	L.A. Rams 26, New Orleans 23	New Orleans
2019	1-19-20	San Francisco 37, Green Bay 20	San Francisco

* Overtime

Note: Includes NFL Championship Games, 1960-69



SUPER BOWL RESULTS



SUPER BOWL	DATE	RESULT	SITE
I	1-15-67	Green Bay 35, Kansas City 10	Los Angeles
II	1-14-68	Green Bay 33, Oakland 14	Miami
III	1-12-69	N.Y. Jets 16, Baltimore 7	Miami
IV	1-11-70	Kansas City 23, Minnesota 7	New Orleans
V	1-17-71	Baltimore 16, Dallas 13	Miami
VI	1-16-72	Dallas 24, Miami 3	New Orleans
VII	1-14-73	Miami 14, Washington 7	Los Angeles
VIII	1-13-74	Miami 24, Minnesota 7	Houston
IX	1-12-75	Pittsburgh 16, Minnesota 6	New Orleans
X	1-18-76	Pittsburgh 21, Dallas 17	Miami
XI	1-9-77	Oakland 32, Minnesota 14	Pasadena
XII	1-15-78	Dallas 27, Denver 10	New Orleans
XIII	1-21-79	Pittsburgh 35, Dallas 31	Miami
XIV	1-20-80	Pittsburgh 31, Los Angeles 19	Pasadena
XV	1-25-81	Oakland 27, Philadelphia 10	New Orleans
XVI	1-24-82	San Francisco 26, Cincinnati 21	Pontiac
XVII	1-30-83	Washington 27, Miami 17	Pasadena
XVIII	1-22-84	L.A. Raiders 38, Washington 9	Tampa
XIX	1-20-85	San Francisco 38, Miami 16	Stanford
XX	1-26-86	Chicago 46, New England 10	New Orleans
XXI	1-25-87	N.Y. Giants 39, Denver 20	Pasadena
XXII	1-31-88	Washington 42, Denver 10	San Diego
XXIII	1-22-89	San Francisco 20, Cincinnati 16	Miami
XXIV	1-28-90	San Francisco 55, Denver 10	New Orleans
XXV	1-27-91	N.Y. Giants 20, Buffalo 19	Tampa
XXVI	1-26-92	Washington 37, Buffalo 24	Minneapolis
XXVII	1-31-93	Dallas 52, Buffalo 17	Pasadena
XXVIII	1-30-94	Dallas 30, Buffalo 13	Atlanta
XXIX	1-29-95	San Francisco 49, San Diego 26	Miami
XXX	1-28-96	Dallas 27, Pittsburgh 17	Tempe
XXXI	1-26-97	Green Bay 35, New England 21	New Orleans
XXXII	1-25-98	Denver 31, Green Bay 24	San Diego
XXXIII	1-31-99	Denver 34, Atlanta 19	Miami
XXXIV	1-30-00	St. Louis 23, Tennessee 16	Atlanta
XXXV	1-28-01	Baltimore 34, N.Y. Giants 7	Tampa
XXXVI	2-3-02	New England 20, St. Louis 17	New Orleans
XXXVII	1-26-03	Tampa Bay 48, Oakland 21	San Diego
XXXVIII	2-1-04	New England 32, Carolina 29	Houston
XXXIX	2-6-05	New England 24, Philadelphia 21	Jacksonville
XL	2-5-06	Pittsburgh 21, Seattle 10	Detroit
XLI	2-4-07	Indianapolis 29, Chicago 17	Miami
XLII	2-3-08	N.Y. Giants 17, New England 14	Glendale
XLIII	2-1-09	Pittsburgh 27, Arizona 23	Tampa
XLIV	2-7-10	New Orleans 31, Indianapolis 17	South Florida
XLV	2-6-11	Green Bay 31, Pittsburgh 25	North Texas
XLVI	2-5-12	N.Y. Giants 21, New England 17	Indianapolis
XLVII	2-3-13	Baltimore 34, San Francisco 31	New Orleans
XLVIII	2-2-14	Seattle 43, Denver 8	New Jersey
XLIX	2-1-15	New England 28, Seattle 24	Glendale
50	2-7-16	Denver 24, Carolina 10	Santa Clara
LI	2-5-17	New England 34, Atlanta 28	Houston
LII	2-4-18	Philadelphia 41, New England 33	Minneapolis
LIII	2-3-19	New England 13, L.A. Rams 3	Atlanta
LIV	2-2-20	Kansas City 31, San Francisco 20	Miami



FUTURE SUPER BOWL SITES



SUPER BOWL	SITE	STADIUM	DATE
LV	Tampa, Fla.	Raymond James Stadium	February 7, 2021
LVI	Los Angeles, Calif.	SoFi Stadium	February 6, 2022
LVII	Glendale, Ariz.	State Farm Stadium	February 5, 2023
LVIII	New Orleans, La.	Mercedes-Benz Stadium	February 4, 2024

SUPER BOWL LIV
CHAMPIONS



HONORS



LAMAR HUNT

Founder • 1960 - 2006



**Southern Methodist
Foolish Club (1959)**

**Chiefs Hall of Fame (1970)
Pro Football Hall of Fame (1972)**

Founded the American Football League in '59 and served as the league's first President ... Was the first AFL figure to be inducted into the Pro Football Hall of Fame on July 29, 1972 ... Described as the "architect, designer and builder of an impossible dream" by his Hall of Fame presenter, William Sullivan ... His Dallas Texans took the field as one of the AFL's charter franchises in '60 and became the Kansas City Chiefs in '63 ... Served as a principal figure in the negotiations that resulted in the AFL-NFL merger which was announced in '66 and fully completed in '70 ... Played a pivotal role in designing the league's current playoff format, as well as the adoption of the old AFL two-point conversion rule into NFL play in '94 ... Held the post of President of the American Football Conference ... Since '84, the AFC Championship Game trophy has carried his name ... Saw the Chiefs win three AFL titles ('62, '66 and '69), as well as a Lombardi Trophy from Super Bowl IV ... Was credited with accidentally putting the name "Super Bowl" on the NFL's championship game ... Graduated from Southern Methodist University in '56 with a B.S. in Geology ... Was a reserve end on SMU's football team ... He is survived by his wife, Norma and his four children, Lamar Jr., Sharron, Clark and Daniel, as well as 15 grandchildren ... Born August 2, 1932 in El Dorado, Ark. ... Died December 13, 2006 in Dallas, Texas.

Lamar Hunt 11-Time Hall of Famer

Year	Hall of Fame	Location	Year	Hall of Fame	Location
1970	Chiefs	Kansas City, MO	1997	Texas Business	Houston, TX
1972	Pro Football	Canton, OH	2004	KC Business	Kansas City, MO
1982	U.S. Soccer	Frisco, TX	2005	FC Dallas Walk of Fame	Frisco, TX
1984	Texas Sports	Waco, TX	2008	Famous Missourians	Jefferson City, MO
1993	International Tennis	Newport, RI	2008	SMU Athletics	Dallas, TX
1995	Missouri Sports	Springfield, MO			

THE LAMAR HUNT TROPHY

The winning team in the American Football Conference receives the Lamar Hunt Trophy, named in honor of Pro Football Hall of Fame inductee Lamar Hunt, the founder of the American Football League and the Kansas City Chiefs. First presented following the 1984 season, the 2010 season marked the debut of its redesign by Tiffany & Co. The new trophy reflects the sterling silver material of the Vince Lombardi Trophy, awarded each year to the Super Bowl champions. The Lamar Hunt Trophy is designed to depict the journey of the playoffs leading into the Super Bowl. The trophy's shape is based on the football shape used on the Vince Lombardi Trophy. It features an etched conference logo and the NFL Shield.



HUNT'S PRO FOOTBALL RECORD



REGULAR SEASON				POSTSEASON						
Year	W	L	T	Year	W	L	T			
1960	8	6	0	1976	5	9	0			
1961	6	8	0	1977	2	12	0			
1962	11	3	0	1978	4	12	0			
1963	5	7	2	1979	7	9	0			
1964	7	7	0	1980	8	8	0			
1965	7	5	2	1981	9	7	0			
1966	11	2	1	1982	3	6	0			
1967	9	5	0	1983	6	10	0			
1968	12	2	0	1984	8	8	0			
1969	11	3	0	1985	6	10	0			
1970	7	5	2	1986	10	6	0			
1971	10	3	1	1987	4	11	0			
1972	8	6	0	1988	4	11	1			
1973	7	5	2	1989	8	7	1			
1974	5	9	0	1990	11	5	0			
1975	5	9	0	1991	10	6	0			
				Year	W	L	T	Year	W	L
				1992	10	6	0	1962	1	0
				1993	11	5	0	1966	1	1
				1994	9	7	0	1968	0	1
				1995	13	3	0	1969	3	0
				1996	9	7	0	1971	0	1
				1997	13	3	0	1986	0	1
				1998	7	9	0	1990	0	1
				1999	9	7	0	1991	1	1
				2000	7	9	0	1992	0	1
				2001	6	10	0	1993	2	1
				2002	8	8	0	1994	0	1
				2003	13	3	0	1995	0	1
				2004	7	9	0	1997	0	1
				2005	10	6	0	2003	0	1
				2006	9	7	0	2006	0	1
				Totals	375	321	12	Totals	8	13

78

BOBBY BELL

Linebacker • 1963-74

Minnesota
Draft (No. 7 - 1963)

Chiefs Hall of Fame (1980)
Pro Football Hall of Fame (1983)



Considered by many as the greatest outside linebacker to ever play the game ... Became the first Chiefs player to be enshrined in the Pro Football Hall of Fame when he was presented by Hank Stram on July 30, 1983 ... Was just the fifth American Football League performer to be immortalized in Canton ... Superb athlete began his pro career as a defensive end because the Chiefs needed help at that position when he joined the club as a seventh-round draft choice in '63 ... Was moved to linebacker in '65, where he earned a spot in the AFL All-Star game or the



Pro Bowl each of the next nine years ... Was named to the AFL's All-Time Team by the Pro Football Hall of Fame ... Starred on two AFL Championship teams, playing in Super Bowls I and IV ... Did not miss a contest during his 12-year career, playing in 168 consecutive games ... Intercepted 26 passes and recovered 15 fumbles ... Scored nine career TDs, including a 53-yard kickoff return ... His eight defensive touchdowns are the most of any player in franchise annals ... Versatile performer handled deep snapping on punts and kicks for the Chiefs ... Began his collegiate career as a quarterback at Minnesota ... Switched to defensive tackle as a sophomore and earned All-America honors at that position as both a junior and senior ... Received the Outland Trophy as college football's outstanding lineman in '62 ... Played on the College All-Star team that defeated the Green Bay Packers in '63 ... Is enshrined in the College Football (1991) and Missouri Sports Halls of Fame (1995) ... Was an all-state QB at Cleveland High School in Shelby, N.C. ... Resides in Kansas City and is currently retired after previously doing marketing for Factory Motor Parts ... Born June 17, 1940 in Shelby, N.C.



BELL'S PRO STATISTICS



	Games	No.	INTERCEPTIONS			TD	FUMBLE Recoveries	
			Yds.	Avg.	LG			
Chiefs Totals	168	26	479	18.4	61	6	15	
Postseason	7	0	0	0.0	--	0	0	

Additional Stats: Had one kickoff return for a 53-yard TD vs. Denver (11/27/69).

BELL'S PRO SCORES (9)

Date	Opponent	How Scored	Result
10/18/64	Buffalo	20-yard fumble return	L Kansas City 22, Buffalo 35
10/3/65	Boston	38-yard INT return	W Kansas City 27, Boston 17
10/16/66	Oakland	7-yard fumble return	L Kansas City 13, Oakland 34
9/9/67	@ Houston	32-yard INT return	W Kansas City 25, Houston 20
11/27/69	Denver	53-yard kickoff return	W Kansas City 31, Denver 17
11/8/70	Houston	45-yard INT return	W Kansas City 24, Houston 9
12/19/71	Buffalo	26-yard INT return	W Kansas City 22, Buffalo 9
12/3/72	Denver	61-yard INT return	W Kansas City 24, Denver 21
10/6/74	Denver	28-yard INT return	L Kansas City 14, Denver 17

REGULAR SEASON SINGLE GAME CAREER HIGHS

Interceptions: 2 at San Diego (12/8/68)
INT Return Yards: 61 vs. Denver (12/3/72)

Long INT Return: 61 vs. Denver (12/3/72)
Fumble Recoveries: 2 at N.Y. Titans (11/16/69)

63

WILLIE LANIER

Linebacker • 1967-77



Morgan State
Draft (No. 2b - 1967)

Chiefs Hall of Fame (1985)
Pro Football Hall of Fame (1986)

A ferocious tackler who served as the intelligent and disciplined quarterback of the Chiefs vaunted defense, manning the club's middle linebacker post for 11 glorious seasons ... Presented by Lamar Hunt at the Pro Football Hall of Fame enshrinement ceremonies on August 2, 1986 ... Named to the NFL's 75th Anniversary Team in '94 ... Had the speed and agility to grab 27 career interceptions, good for the ninth-best total in franchise annals ... His 18 fumble recoveries rank second in club history



... A second-round draft choice in '67, he missed just five games during his pro career, which spanned 149 contests ... Played in two AFL All-Star games and six AFC-NFC Pro Bowls ... Named the Outstanding Defensive Player in the '72 Pro Bowl ... Helped the Chiefs to their only World Championship, a Super Bowl IV victory over Minnesota ... Became a starter four games into his rookie season ... Became the first Chiefs player to be named the NFL Man of the Year in '72 ... Is a member of both the Missouri Sports Hall of Fame (1999) and the College Football Hall of Fame (2000) ... Was a two-time Small College All-America pick at Morgan State, graduating with a B.S. in Administration ... Named MVP of the '66 Tangerine Bowl ... Attended Maggie L. Walker High School in Richmond, Va. ... Lives in Richmond, and serves as President of Lanier Group, an acquisition company ... Was formerly Chairman and CEO of Syncreon US, a supply chain management corporation ... Was nicknamed "Honey Bear" because he looked and acted friendly, but was ravenous on the field ... Born August 21, 1945 in Clover, Va.



NFL 75TH ANNIVERSARY TEAM



Linebackers

Dick Butkus 1965-73
Jack Ham 1971-82
Ted Hendricks 1969-83

Jack Lambert 1974-84
Willie Lanier 1967-77

Ray Nitschke 1958-72
Lawrence Taylor 1981-93



LANIER'S PRO STATISTICS



	Games	No.	INTERCEPTIONS				FUMBLE Recoveries
			Yds.	Avg.	LG	TD	
Chiefs Totals	149	27	440	16.3	75	2	18
Postseason	5	2	26	13.0	17	0	0

Additional Stats: Had one kickoff return for one yard at San Diego (10/15/67).

LANIER'S PRO SCORES (3)

Date	Opponent	How Scored	Result
12/8/68	@ San Diego	75-yard INT Return	W Kansas City 40, San Diego 3
9/30/73	Oakland	17-yard INT Return	W Kansas City 16, Oakland 3
11/18/74	@ Denver	Safety, tackled Otis Armstrong	W Kansas City 42, Denver 34

REGULAR SEASON SINGLE GAME CAREER HIGHS

Interceptions: 2 vs. Denver (12/6/70)
INT Return Yards: 75 at San Diego (12/8/68)
Long INT Return: 75 at San Diego (12/8/68)

Fumble Recoveries: 2 vs. Cincinnati (10/15/72)
vs. San Diego (12/16/73)

16

LEN DAWSON

Quarterback • 1962-75

Purdue
Free Agent (1962)

Chiefs Hall of Fame (1979)
Pro Football Hall of Fame (1987)



Heart and soul of the Texans/Chiefs franchise during his illustrious career ... Presented by Hank Stram during Canton enshrinement ceremonies on August 8, 1987 ... During his tenure as the team's field general, he helped make the Chiefs one of pro football's premier teams and wound up among the elite passers in the game's history ... Under his guidance, the Chiefs were perennial contenders and won AFL Championships in '62, '66 and '69 ... Was MVP of Super Bowl IV when he directed Kansas City to a 23-7 win over the heavily-favored Minnesota Vikings ... Won the AFL passing title four times and still holds Chiefs career marks for pass



attempts (3,696), completions (2,115), passing yards (28,507) and touchdowns (237) ... Started his pro career as a first-round draft pick of Pittsburgh in '57, then landed with Cleveland before being cut by the Browns on June 12, 1962 ... Was signed by the Texans as a free agent on July 2, 1962 ... Named to six AFL All-Star teams and one Pro Bowl squad (71) ... Named AFL Player of the Year in '62 ... Started 158 regular season games for Kansas City, by far the most of any signal-caller in franchise history ... Led the AFL in passing four different seasons ('62, '64, '66 and '68) ... Paced the AFL in completion percentage eight times, including a string of six straight seasons from '64-69, the longest streak in NFL history ... Named the '73 NFL Man of the Year as pro football's outstanding player-citizen ... Retired on May 1, 1976 ... Was enshrined in the Missouri Sports Hall of Fame in '94 ... Led the Big Ten in passing and total offense for three seasons at Purdue ... Spent 35 years as a color commentator for the Chiefs Radio Network ... Worked as Sports Director and analyst of KMBC-TV in Kansas City ... Nicknamed "Lenny the Cool" ... Born June 20, 1935 in Alliance, Ohio.



DAWSON'S PRO STATISTICS



Year	Team	G-S	Att.	PASSING			TD	INT	Pct.	LG	Rating
				Comp.	Yds.	Pct.					
1957	Pittsburgh	3-1	4	2	25	50.0	6.3	0	0.0	15	69.8
1958	Pittsburgh	4-0	6	1	11	16.7	1.8	0	0.0	2	0.0
1959	Pittsburgh	12-0	7	3	60	42.9	8.6	1	14.3	0	113.1
1960	Cleveland	2-1	13	8	23	61.5	1.8	0	0.0	23	65.9
1961	Cleveland	7-1	15	7	85	46.7	5.7	1	6.7	3	47.2
1962	Dallas (AFL)	14-14	310	189	2,759	61.0	8.9	29	9.4	17	98.3
1963	Kansas City	14-13	352	190	2,389	54.0	6.8	26	7.4	19	77.5
1964	Kansas City	14-14	354	199	2,879	56.2	8.1	30	8.5	18	89.9
1965	Kansas City	14-12	305	163	2,262	53.4	7.4	21	6.9	14	81.3
1966	Kansas City	14-14	284	159	2,527	56.0	8.9	26	9.2	10	101.7
1967	Kansas City	14-14	357	206	2,651	57.7	7.4	24	6.7	17	83.7
1968	Kansas City	13-13	224	131	2,109	58.5	9.4	17	7.6	9	98.6
1969	Kansas City	9-7	166	98	1,323	59.0	8.0	9	5.4	13	69.9
1970	Kansas City	14-13	262	141	1,876	53.8	7.2	13	5.0	14	71.0
1971	Kansas City	14-13	301	167	2,504	55.5	8.3	15	5.0	13	81.6
1972	Kansas City	14-12	305	175	1,835	57.4	6.0	13	4.3	12	72.8
1973	Kansas City	8-6	101	66	725	65.3	7.2	2	2.0	5	72.4
1974	Kansas City	14-8	235	138	1,573	58.7	6.7	7	3.0	13	65.8
1975	Kansas City	12-5	140	93	1,095	66.4	7.8	5	3.6	4	90.0
Chiefs Totals		182-158	3,696	2,115	28,507	57.2	7.7	237	6.4	178	92.8
Pro Totals		210-161	3,741	2,136	28,711	57.1	7.7	239	6.4	183	82.6
Postseason		8-8	188	107	1,497	56.9	8.0	7	3.7	8	77.1

Regular Season Additional Stats: Had 294 carries for 1,293 yards (4.4 avg.) with nine TDs.

Postseason Additional Stats: Had 22 carries for 103 yards (4.7 avg.) with a long of 20 yards.

86

BUCK BUCHANAN


Defensive Tackle • 1963-75



Grambling
Draft (No. 1 - 1963)

Chiefs Hall of Fame (1981)
Pro Football Hall of Fame (1990)

Became the third member of the Chiefs feared defense of the '60s and '70s to enter the Pro Football Hall of Fame when he was presented by Hank Stram on August 4, 1990 ... The first overall selection in the '63 AFL Draft, the pick utilized to select Buchanan was acquired in the only trade ever personally orchestrated by Lamar Hunt as the Texans sent QB Cotton Davidson to Oakland ... The Raiders later drafted Hall of Fame G Gene Upshaw in '67 with the express purpose of blocking Buchanan, who became the prototype for future pro defensive linemen ... Combined perfect size (6-7, 270) with outstanding strength and deceptive speed (10.2 in the 100) ... Worked briefly as a defensive end during his rookie campaign before becoming a fixture at right defensive tackle ... Helped Kansas City win two AFL crowns and their only Super Bowl following the '69 season ... Had an eight-year stretch where he either went to the AFL All-Star Game or the AFC-NFC Pro Bowl ... Was a unanimous All-AFL pick from '66-69 ... His teammates named him Chiefs MVP in '65 and '67 ... In '67 alone he batted down 16 passes at or behind the line of scrimmage ... Played in 182 career regular season games, including a stretch of 166 in a row ... Eddie Robinson, the legendary coach at Grambling where Buchanan was an NAIA All-America choice in '62, called him "the finest lineman I've ever seen." ... Played both offensive and defensive tackle at Grambling ... Enshrined in the College Football Hall of Fame in '96 ... Owned All-Pro Construction Company and All-Pro Advertising in Kansas City ... Was captain of both the football and basketball squads at Parker High School in Birmingham, Ala. ... Given name was "Junious," but was known as "Buck" ... Born September 10, 1940 in Gainesville, Ala. and died July 16, 1992 in Kansas City. Survived by his wife, Georgia, who lives in Kansas City.



BUCK BUCHANAN • 1940-1992

"The first time I met him, I was impressed with his awesome size, speed and agility, but underneath it all, you came away impressed with a tremendous person, a great competitor and a terrific leader. He loved what he represented, his family and the Chiefs."

- Hank Stram • July 1992

BUCHANAN'S PRO STATISTICS



Games	No.	Yds.	Avg.	LG	TD Recoveries	FUMBLE
Chiefs Totals	182	3	37	12.3	17	3
Postseason	7	0	0	0.0	--	0

INTERCEPTIONS

FUMBLE



Additional Stats: Had one kickoff return for no yards vs. N.Y. Jets (11/5/67).

BUCHANAN'S PRO SCORE (1)

Date
12/8/68

Opponent
@ San Diego

How Scored
Safety, tackled Jon Brittenum

Result
W Kansas City 40, San Diego 3

REGULAR SEASON SINGLE GAME CAREER HIGHS

Interceptions: 1, three times, last vs. Oakland (9/30/73)

INT Return Yards: 17 vs. Oakland (9/30/73)

Long INT Return: 17 vs. Oakland (9/30/73)

Fumble Recoveries: 1, three times, last at San Diego (10/27/74)

3

JAN STENERUD

Kicker • 1967-79

Montana State
Draft (Redshirt No. 3 - 1966)

Chiefs Hall of Fame (1992)
Pro Football Hall of Fame (1991)



The first and only pure placekicker to be inducted into the Hall of Fame through 2015 ... Hank Stram presented Stenerud at enshrinement ceremonies in Canton on July 27, 1991 ... Stenerud's number 3 has been retired by the club ... Regarded by many as the best placekicker in pro football history ... Named to the NFL's 75th Anniversary Team in '94 and the Super Bowl Silver Anniversary Team in '90 ... Played 19 NFL seasons with Kansas City ('67-79), Green Bay ('80-83) and Minnesota ('84-85) ... At the time of his retirement he led the NFL

in most career field goals and was second in scoring in the NFL behind the fabled George Blanda ... Ranks 14th on the league's all-time scoring list with 1,699 points and is 13th in career field goals made with 373 ... Played in 186 regular season games with Kansas City, the sixth-highest tally in team history ... Still owns or shares five Chiefs records, including field goals attempted in a career (436) and season (44), as well as consecutive games scoring field goals (16) ... Hit three field goals with a long of 48 yards in Super Bowl IV victory over the Vikings ... Played in 263 pro games and never missed one because of injury or illness ... Played in six Pro Bowls, including two AFL All-Star games ... Named the Outstanding Offensive Player in the '72 Pro Bowl ... Was selected by the Chiefs in the third round of the '65 AFL "Redshirt" Draft ... Attended Montana State University on a skiing scholarship ... Was an outstanding ski jumper in his native Norway ... Was also inducted into the Green Bay Packers Hall of Fame (1991) and the Missouri Sports Hall of Fame (1996) ... Served as director of business development for HNTB Architecture, Inc., a Kansas City architectural firm, from 1989-2011 ... Born November 26, 1942 in Fetsund, Norway.



STENERUD'S PRO STATISTICS

SCORING



Year	Team	G-S	FGM	FGA	Pct.	LG	PATs	Points
1967	Kansas City	14-0	21	36	.583	54	45-45	108
1968	Kansas City	14-0	30	40	.750	52	39-40	129
1969	Kansas City	14-0	27	35	.771	54	38-38	119
1970	Kansas City	14-0	30	42	.714	55	26-26	116
1971	Kansas City	14-0	26	44	.591	54	32-32	110
1972	Kansas City	14-0	21	36	.583	50	32-32	95
1973	Kansas City	14-0	24	38	.632	47	21-23	93
1974	Kansas City	14-0	17	24	.708	50	24-26	75
1975	Kansas City	14-0	22	32	.688	51	30-31	96
1976	Kansas City	14-0	21	38	.553	52	27-33	90
1977	Kansas City	14-0	8	18	.444	37	27-28	51
1978	Kansas City	16-0	20	30	.667	46	25-26	85
1979	Kansas City	16-0	12	23	.522	46	28-29	64
1980	Green Bay	4-0	3	5	.600	40	3-3	12
1981	Green Bay	16-0	22	23	.917	53	35-36	101
1982	Green Bay	9-0	13	18	.722	48	25-27	64
1983	Green Bay	16-0	21	26	.808	48	52-52	115
1984	Minnesota	16-0	20	23	.870	54	30-31	90
1985	Minnesota	16-0	15	26	.577	49	41-43	86
Chiefs Totals		186-0	279	436	.640	55	394-409	1,231
Packers Totals		45-0	59	73	.808	53	115-118	292
Vikings Totals		32-0	35	49	.714	54	71-74	176
Pro Totals		263-0	373	558	.668	55	580-601	1,699
Postseason		7-0	13	21	.619	48	12-13	51



HANK STRAM

Head Coach • 1960-74



Purdue
Free Agent (1960)

Chiefs Hall of Fame (1987)
Pro Football Hall of Fame (2003)

Guided the Texans/Chiefs on-field fortunes during the most glorious period in franchise history ... Entered the Hall of Fame on August 3, 2003 with QB Len Dawson serving as his presenter ... Commanded the club from '60-74, posting a regular season record of 124-76-10 (.614) ... Also compiled a 5-3 postseason mark ... Garnered a reputation as one of the game's most imaginative offensive minds ... Was credited with devising the moving pocket, the two-tight end offense and the stack defense ... Directed the franchise to three AFL titles and two Super Bowl appearances, including a 23-7 win vs. Minnesota in Super Bowl IV following the '69 season ... Put together a string of nine consecutive winning seasons from '65-73, compiling an 82-36 record over that span ... Was honored as either the AFL or AFC Coach of the Year four times: '62, '66, '68 and '70 ... Is enshrined in the Pro Football Hall of Fame along with seven of his Chiefs players – LB Bobby Bell ('83), LB Willie Lanier ('86), QB Len Dawson ('87), DT Buck Buchanan ('90), K Jan Stenerud ('91), CB Emmitt Thomas (2008) and Curley Culp (2013) ... Served two seasons as the Saints head coach from '76-77, giving him a career NFL regular season record of 131-97-10 ... Enshrined in the Missouri Sports Hall of Fame in '96 ... Was an assistant coach at the University of Miami before being named the Texans head coach ... Also served as a college assistant at Purdue, SMU and Notre Dame ... Won seven letters as an athlete at Purdue, three in football and four in baseball ... Known as "The Mentor" ... Born January 3, 1923 in Chicago, Ill. and died on July 4, 2005 in Covington, La.



... Put together a string of nine consecutive winning seasons from '65-73, compiling an 82-36 record over that span ... Was honored as either the AFL or AFC Coach of the Year four times: '62, '66, '68 and '70 ... Is enshrined in the Pro Football Hall of Fame along with seven of his Chiefs players – LB Bobby Bell ('83), LB Willie Lanier ('86), QB Len Dawson ('87), DT Buck Buchanan ('90), K Jan Stenerud ('91), CB Emmitt Thomas (2008) and Curley Culp (2013) ... Served two seasons as the Saints head coach from '76-77, giving him a career NFL regular season record of 131-97-10 ... Enshrined in the Missouri Sports Hall of Fame in '96 ... Was an assistant coach at the University of Miami before being named the Texans head coach ... Also served as a college assistant at Purdue, SMU and Notre Dame ... Won seven letters as an athlete at Purdue, three in football and four in baseball ... Known as "The Mentor" ... Born January 3, 1923 in Chicago, Ill. and died on July 4, 2005 in Covington, La.



STRAM'S PRO COACHING RECORD



Year	Team	W	L	T	Pct.	Division Finish
1960	Dallas (AFL)	8	6	0	.571	2nd
1961	Dallas (AFL)	6	8	0	.429	2nd
1962	Dallas (AFL)	11	3	0	.786	1st
1963	Kansas City	5	7	0	.429	3rd
1964	Kansas City	7	7	2	.500	2nd
1965	Kansas City	7	5	2	.571	3rd
1966	Kansas City	11	2	1	.821	1st
1967	Kansas City	9	5	0	.643	2nd
1968	Kansas City	12	2	0	.857	2nd
1969	Kansas City	11	3	0	.786	2nd
1970	Kansas City	7	5	2	.571	2nd
1971	Kansas City	10	3	1	.750	1st
1972	Kansas City	8	6	0	.571	2nd
1973	Kansas City	7	5	2	.571	3rd
1974	Kansas City	5	9	0	.357	3rd
1976	New Orleans	4	10	0	.286	3rd
1977	New Orleans	3	11	0	.273	4th
Chiefs Totals		124	76	10	.614	
Saints Totals		7	21	0	.250	
Pro Totals		131	97	10	.571	

Year	Team	W	L	T	POSTSEASON	
					Pct.	Result
1962	Dallas (AFL)	1	0	0	1.000	AFL Champions
1966	Kansas City	1	1	0	.500	Lost in Super Bowl I
1968	Kansas City	0	1	0	.000	Lost in AFL Divisional Playoffs
1969	Kansas City	3	0	0	1.000	Super Bowl IV Champions
1971	Kansas City	0	1	0	.000	Lost in AFC Divisional Playoffs
Pro Totals		5	3	0	.625	

18

EMMITT THOMAS


Cornerback • 1966-78



Bishop College
Free Agent (1966)

Chiefs Hall of Fame (1986)
Pro Football Hall of Fame (2008)

The fourth member of the Chiefs vaunted defense of the '60-'70s to be enshrined into the Pro Football Hall of Fame ... Patrolled the Kansas City secondary for 13 seasons and was one of the finest cornerbacks of his era ... Owns the Chiefs all-time interception record with 58, which places him 12th on the NFL's all-time list ... His 58 picks are also the fourth-highest NFL total by a pure cornerback ... Also holds the Kansas City club record with 938 interception return yards ... Returned five interceptions for touchdowns ... Led the NFL in interceptions in '74 with a team-record 12, just two shy of the league's single-season mark ... Led the AFL with nine picks in '69 ... Paced the Chiefs in interceptions in five seasons ... Registered 23.8 percent of his 63 career INTs (regular and postseason) against members of the Pro Football Hall of Fame ... Selected to four Pro Bowls ('71, '72, '74 and '75 seasons) and one AFL All-Star Game ('68 season) ... Named first-team AP All-Pro in '74 and was a second-team selection in '75 ... Played in 181 career regular season games, the ninth-highest total in club annals, as well as seven postseason contests ... Has the most postseason interceptions in Kansas City history with five, including two in the '69 AFL Championship Game and one in the Chiefs Super Bowl IV triumph over the Minnesota Vikings ... Won American Football League championships with Kansas City in '66 and '69 and was a member of the Chiefs Super Bowl I and Super Bowl IV squads ... Made the Chiefs as an undrafted free agent from Bishop College in Dallas ... Born June 3, 1943 in Angleton, Texas ... Has spent 37 seasons in the NFL coaching ranks with seven different teams ... Rejoined the Chiefs as defensive backs coach in 2010 ... Named to the Texas Black Sports Hall of Fame in 2016.



THOMAS' PRO STATISTICS



	Games	No.	INTERCEPTIONS				FUMBLE Recoveries
			Yds.	Avg.	LG	TD	
Chiefs Totals	181	58	938	16.2	73	5	7
Postseason	7	5	101	20.2	62	0	0

Additional Stats: Had 11 punt returns for 64 yards (5.8 avg.) and 29 kickoff returns for 673 yards (23.2 avg.).

THOMAS' PRO SCORES (5)

Date	Opponent	How Scored	Result
11/12/67	@ Boston	57-yard INT Return	W Kansas City 23, Boston 10
11/27/69	Denver	45-yard INT Return	W Kansas City 31, Denver 17
10/18/71	Pittsburgh	32-yard INT Return	W Kansas City 38, Pittsburgh 17
9/15/74	N.Y. Jets	38-yard INT Return	W Kansas City 24, N.Y. Jets 16
12/4/74	Minnesota	73-yard INT Return	L Kansas City 15, Minnesota 35

REGULAR SEASON SINGLE GAME CAREER HIGHS

Interceptions: 2, eight times, last at Denver (11/18/74)
INT Return Yards: 73 vs. Minnesota (12/4/74)

Long INT Return: 73 vs. Minnesota (12/4/74)
Fumble Recoveries: 2 at Dallas (11/10/75)

58

DERRICK THOMAS


Linebacker • 1989-99

Alabama
Draft (No. 1 - 1989)

Chiefs Hall of Fame (2001)
Pro Football Hall of Fame (2009)



Pass rusher extraordinaire became the third Chiefs linebacker to be inducted into the Pro Football Hall of Fame ... Served as the heart and soul of the Chiefs franchise for 11 glorious seasons ('89-99) ... Was not only a bona fide star in terms of his contributions on the field, but also illuminated countless lives through his charitable efforts ... Received the '93 NFL Man of the Year Award, the '95 Byron "Whizzer" White Award and was named former President George H. W. Bush's "832nd Point of Light" ... On the field, was one of the most dominant defensive players of his day thanks to his patented sack-and-strip maneuver ... Established Chiefs career records for sacks (126.5), safeties (3), fumble recoveries (19) and forced fumbles (45) ... His



126.5 sacks were the fourth-highest total ever by a linebacker at the time of his death and still rank 16th overall in NFL history ... Produced a club-record 20.0 sacks in '90, including an NFL-record 7.0 sacks vs. Seattle (11/11/90) ... A member of the Hall of Fame's All-Decade Team of the '90s, no player could top his 116.5 sacks during that decade ... The lone player in Chiefs history to see action in three different decades with his final contest coming vs. Oakland (1/2/00) ... Saw duty in 169 games (157 starts) and owns a share of another franchise mark with 10 career playoff appearances ... Won the Mack Lee Hill Award as a rookie in '89 ... Produced nine consecutive Pro Bowl berths following the '89-97 seasons, the second-highest total recorded by a player in Chiefs history ... Was the initial two-time winner ('91, '94) of the club's MVP trophy which now bears his name ... Known simply as "D.T." ... Was born January 1, 1967 in Miami, Fla., the same day the Chiefs won the '66 AFL Championship to advance to Super Bowl I. Died on February 8, 2000 in Miami, Fla., following a serious auto accident on January 23, 2000 in Kansas City, Mo.

THOMAS' PRO STATISTICS

Year	Team	G-S	TACKLES			SACKS		INTERCEPTIONS					QB	
			Solos	Asst.	Total	No.	Yds.	No.	Yds.	LG	PDs	FF	FR	Press.
1989	Kansas City	16-16	56	19	75	10.0	95.5	0	0	--	4	3	1	55
1990	Kansas City	15-15	47	16	63	20.0	150.0	0	0	--	5	6	2	35
1991	Kansas City	16-15	60	19	79	13.5	112.0	0	0	--	2	4	4	42
1992	Kansas City	16-16	54	13	67	14.5	113.0	0	0	--	2	8	3	27
1993	Kansas City	16-15	32	11	43	8.0	50.0	0	0	--	0	4	1	47
1994	Kansas City	16-15	67	19	86	11.0	71.0	0	0	--	5	6	3	45
1995	Kansas City	15-15	59	12	71	8.0	57.5	0	0	--	4	2	1	54
1996	Kansas City	16-15	49	9	58	13.0	99.0	0	0	--	4	3	1	47
1997	Kansas City	12-10	34	21	55	9.5	56.5	0	0	--	2	3	0	34
1998	Kansas City	15-10	40	12	54	12.0	79.0	0	0	--	1	3	2	26
1999	Kansas City	16-16	56	21	77	7.0	65.0	1	20	20	5	3	1	32
NFL Totals		169-158	558	170	728	126.5	948.5	1	20	20	34	45	19	444
Postseason		10-10	36	1	37	7.5	55.0	0	0	--	2	3	0	4

Additional Stats: Had four career touchdowns - a 23-yard fumble return at L.A. Rams (11/10/91), a fumble recovery in the end zone vs. Denver (12/27/92), an 86-yard fumble return at Seattle (12/5/93) and a 44-yard fumble return at Oakland (12/26/98). Had three safeties - vs. San Francisco (9/11/94), at San Diego (12/14/97) and vs. Oakland (9/6/98). Blocked a field goal vs. Pittsburgh (10/7/96).


61

CURLLEY CULP


Defensive Tackle • 1968-74

Arizona State
Trade (1968)

Chiefs Hall of Fame (2008)
Pro Football Hall of Fame (2013)



The fifth member of the Chiefs defense of the 1960s-70s to be enshrined into the Pro Football Hall of Fame ... Becomes the seventh player and ninth member of the team's Super Bowl IV victory in 1970 to enter Canton ... An anchor of the Chiefs defensive line for seven seasons ... Heralded as one of the quickest defensive linemen in the league ... Became a prototype for today's 3-4 nose tackle ... Starting defensive tackle on Kansas City's Super Bowl IV squad ... A member of the Chiefs 25-Year All-Time Team ... Played in AFL All-Star Game following the 1969 campaign and the Pro Bowl after the 1971 campaign ... Named AP Defensive Player of the Week for outstanding games in both 1969 and 1973 ... Claimed the unofficial sack crown for the Chiefs with 9.0 QB takedowns in 1973 ... Owned five fumble recoveries while in a Kansas City uniform ... Appeared in 82 games for the Chiefs after joining the club in a trade with Denver ... Originally entered pro football as a second-round pick of the Broncos in 1968 ... Was traded to Houston in 1974 and played eight more seasons with Houston (1974-80) and Detroit (1980-81), earning four Pro Bowl berths during his tenure with the Oilers ... Earned All-America honors from The Sporting News and Times as a collegiate player at Arizona State ... Was the NCAA heavyweight wrestling champion in 1967 and was named to the 1968 U.S. Olympic wrestling team ... Born March 10, 1946 in Yuma, Ariz.



The fifth member of the Chiefs defense of the 1960s-70s to be enshrined into the Pro Football Hall of Fame ... Becomes the seventh player and ninth member of the team's Super Bowl IV victory in 1970 to enter Canton ... An anchor of the Chiefs defensive line for seven seasons ... Heralded as one of the quickest defensive linemen in the league ... Became a prototype for today's 3-4 nose tackle ... Starting defensive tackle on Kansas City's Super Bowl IV squad ... A member of the Chiefs 25-Year All-Time Team ... Played in AFL All-Star Game following the 1969 campaign and the Pro Bowl after the 1971 campaign ... Named AP Defensive Player of the Week for outstanding games in both 1969 and 1973 ... Claimed the unofficial sack crown for the Chiefs with 9.0 QB takedowns in 1973 ... Owned five fumble recoveries while in a Kansas City uniform ... Appeared in 82 games for the Chiefs after joining the club in a trade with Denver ... Originally entered pro football as a second-round pick of the Broncos in 1968 ... Was traded to Houston in 1974 and played eight more seasons with Houston (1974-80) and Detroit (1980-81), earning four Pro Bowl berths during his tenure with the Oilers ... Earned All-America honors from The Sporting News and Times as a collegiate player at Arizona State ... Was the NCAA heavyweight wrestling champion in 1967 and was named to the 1968 U.S. Olympic wrestling team ... Born March 10, 1946 in Yuma, Ariz.



CULP'S PRO STATISTICS



	Games	Fumble Recoveries	Interceptions
Chiefs Totals	82	5	0
Pro Totals	179	13	1

ENSHRINEMENT REMARKS

"You know, this is an occasion that's long been in my dreams and now lives in reality. I cannot express how glorious a feeling this is for me and my family who have long hoped with me that this day would come. So to be enshrined into the Pro Football Hall of Fame gives me joy and inspiration that would last the rest of my life ... It is an honor for me to be placed among all of these great Hall of Famers, and an honor to wear the great red and white of the Kansas City Chiefs and the blue and white of the Houston Oilers, I am now honored and humbled to wear Hall of Fame gold."

- Curley Culp • August 3, 2013




68

WILL SHIELDS

Guard • 1993-06

Nebraska
Draft (No. 7 - 1993)

Chiefs Hall of Fame (2012)
Pro Football Hall of Fame (2015)



An anchor of the Chiefs offensive line for 14 seasons, he was known as one of the most reliable, durable and dependable offensive linemen in league history ... Appeared in a franchise-record 224 games with 223 starts to rank first in club history ... His 14 years of service rank second in team annals ... Elected to 12 consecutive Pro Bowls, earning his first trip to the NFL's annual all-star game following the 1995 season ... His 12 career Pro Bowls played stand tied for the most appearances in the history of the AFC-NFC Pro Bowl ... Named the Walter Payton NFL Man of the Year in 2003 for not only his accomplishments

on the field but also his extensive work off the field through his "Will to Succeed Foundation"

... Honored as the team's Mack Lee Hill Award winner in 1993 as the club's top rookie or first-year player ... Helped pave the way for five individual 1,000-yard rushers during his tenure with the Chiefs ... Helped the Chiefs lead the league in rushing offense in 1995 with 2,222 yards ... Blocked for RB Larry Johnson as he compiled 1,750 rushing yards in 2005 and 1,789 rushing yards in 2006, the two-highest single-season totals in team history ... RB Priest Holmes produced 1,615 rushing yards in 2002, the third-best seasonal mark in club annals, with Shields leading the way ... Helped anchor an offensive line that served as the foundation for one of the most potent offensive stretches in Chiefs history ... In 2004, Kansas City set an NFL single-season record with 398 first downs and led the league in total offense for the first time in franchise history, averaging a club-record 418.4 yards per game ... Originally entered the NFL as the Chiefs third-round pick (7th overall) in the 1993 NFL Draft ... Was a three-time All-Big Eight choice at Nebraska and was honored with the Outland Trophy as a senior in 1992 as the nation's best interior lineman ... Was inducted into the College Football Hall of Fame in 2011 ... Born September 15, 1971 in Fort Riley, Kan.



SHIELD'S PRO STATISTICS

Year	Regular		Postseason		Year	Regular		Postseason	
	GP	GS	GP	GS		GP	GS	GP	GS
1993	16	15	3	3	2000	16	16	-	-
1994	16	16	1	1	2001	16	16	-	-
1995	16	16	1	1	2002	16	16	-	-
1996	16	16	-	-	2003	16	16	1	1
1997	16	16	1	1	2004	16	16	-	-
1998	16	16	-	-	2005	16	16	-	-
1999	16	16	-	-	2006	16	16	1	1
Totals	224	223	8	8					

NFL LEADERS

REGULAR SEASON STARTING STREAKS THROUGH 2016

Games	Player	Teams	Streak
1. 297	Brett Favre	Green Bay, N.Y. Jets, Minnesota	Sept. 27, 1992-Dec. 5, 2010
2. 270	Jim Marshall	Minnesota	Sept. 17, 1961-Dec. 16, 1979
3. 240	Mick Tingelhoff	Minnesota	Sept. 16, 1962-Dec. 17, 1978
4. 229	Bruce Matthews	Houston (Tennessee)	Nov. 29, 1987-Jan. 6, 2002
5. 223	Will Shields	Kansas City	Sept. 12, 1993-Dec. 31, 2006

42

JOHNNY ROBINSON

Halfback/Safety • 1960-71

LSU
Draft (No. 1 - 1960)

Chiefs Hall of Fame (1974)
Pro Football Hall of Fame (2019)



Inducted to the Pro Football Hall of Fame in 2019 as the Seniors Committee nominee ... The sixth member of the Chiefs defense of the 1960s-70s to be enshrined into the Pro Football Hall of Fame ... Becomes the eighth player and tenth member of the team's Super Bowl IV victory in 1970 to enter Canton ... Excelled as both a halfback (1960-61) and safety (1962-71) ... Named to the AFL's All-Time Team by the Pro Football Hall of Fame as a safety ... Was the third-leading inter ceptor in AFL history with 43 ... His 57 career interceptions rank second in team history ... Led the AFL in picks with 10 in 1966 and topped the NFL in 1970 with 10 ... The Texans/Chiefs recorded a remarkable 35-1-1 record in games when he had an interception ... Was a six-time All-AFL selection (1963-68) and played in the AFC-NFC Pro Bowl following the 1970 season ... Played in 164 career games ... As a halfback during the franchise's first two seasons, he rushed for 658 yards and six TDs on 150 carries and caught 77 passes for 1,228 yards and nine scores ... Averaged 13.0 yards per punt return over the course of his career, returning one for a touchdown (12/11/60 vs. Boston) ... Was a first-round pick (third overall) of the Texans in the 1960 AFL Draft ... Was also a first-round pick of the NFL's Detroit Lions ... Was a member of the Chiefs Super Bowl IV championship team and LSU's 1959 National Championship squad ... While at LSU, he won the SEC Championship in tennis in both singles and doubles ... Also enshrined in the Missouri Sports Hall of Fame ... Born September 9, 1938 in Delhi, La.



... Led the AFL in picks with 10 in 1966 and topped the NFL in 1970 with 10 ... The Texans/Chiefs recorded a remarkable 35-1-1 record in games when he had an interception ... Was a six-time All-AFL selection (1963-68) and played in the AFC-NFC Pro Bowl following the 1970 season ... Played in 164 career games ... As a halfback during the franchise's first two seasons, he rushed for 658 yards and six TDs on 150 carries and caught 77 passes for 1,228 yards and nine scores ... Averaged 13.0 yards per punt return over the course of his career, returning one for a touchdown (12/11/60 vs. Boston) ... Was a first-round pick (third overall) of the Texans in the 1960 AFL Draft ... Was also a first-round pick of the NFL's Detroit Lions ... Was a member of the Chiefs Super Bowl IV championship team and LSU's 1959 National Championship squad ... While at LSU, he won the SEC Championship in tennis in both singles and doubles ... Also enshrined in the Missouri Sports Hall of Fame ... Born September 9, 1938 in Delhi, La.



CHIEFS FRANCHISE LEADERS CAREER INTERCEPTIONS



	INTs	Player	Years
1.	58	Emmitt Thomas	1966-78
2.	57	Johnny Robinson	1960-71
3.	50	Deron Cherry	1981-91
4.	39	Gary Barbaro	1976-82
5.	38	Albert Lewis	1983-93



ROBINSON'S PRO STATISTICS



		Games	INTERCEPTIONS				
			No.	Yds.	Avg.	LG	TD
Totals	164	57	741	13.0	57	1	
Postseason	8	4	131	32.8	72	0	
		Games	RUSHING				
			No.	Yds.	Avg.	LG	TD
Totals	164	150	658	4.4	49	6	
		Games	RECEIVING				
			Rec.	Yds.	Avg.	LG	TD
Totals	164	77	1,228	15.9	74	9	

88

TONY GONZALEZ

Tight End • 1997-2008

California
Draft (No. 1-1997)

Chiefs Hall of Fame (2018)
Pro Football Hall of Fame (2019)

Over 12 seasons with the Kansas City Chiefs (1997-08), Gonzalez appeared in 190 regular season games with 174 starts, earning 10 Pro Bowl appearances and five first-team All-Pro selections from the Associated Press ... He finished his career with numerous NFL records for tight ends, including most career receptions (1,325), most receiving yards (15,127), most 100-yard receiving games (31) and second-most touchdown receptions (111) behind TE Antonio Gates (114) ... While first among tight ends, his 1,325 career receptions are second to only Pro Football Hall of Fame WR Jerry Rice (1,549) in NFL history ... Gonzalez recorded at least one reception in 211 consecutive games to finish his career, 61 games more than the previous NFL record by a tight end ... He became the first tight end in league history to produce 16 consecutive seasons with 50 or more receptions and ended his career with 14 70-catch seasons and 15 consecutive 60-catch campaigns to go with his 16 consecutive 50-catch seasons ... Only G Will Shields (224), P Dustin Colquitt (222), K Nick Lowery (212) and P Jerrel Wilson (203) played in more games ... During his 12 seasons with the Chiefs he set franchise records for receptions (916), receiving yards (10,940), receiving touchdowns (76) and 100-yard games (26) ... He had four 1,000-yard receiving seasons in Kansas City, becoming the first tight end in NFL history to record four such seasons ... He owns the top four spots in team history for receptions in a single season, including a franchise record 102 catches that led the league during the 2004 season ... He caught at least one pass in a club-record 131 consecutive games ... He concluded his career in Kansas City with a franchise-record 10,954 yards from scrimmage and ranks second in team annals with 76 total touchdowns behind RB Priest Holmes (83) ... Gonzalez was named the recipient of both Chiefs annual team honors, earning the Derrick Thomas Award as the Chiefs MVP in 2008 and the Mack Lee Hill Award as the club's top rookie or first-year player in 1997 ... A two-sport athlete at the University of California, Gonzalez arrived in Kansas City as the club's first-round draft choice (13th overall) in 1997. Gonzalez was traded to the Atlanta Falcons on April 23, 2009 ... Born February 27, 1976 in Huntington Beach, California.



GONZALEZ'S PRO STATISTICS



Year	GP	Rec.	Yds.	TD	Year	GP	Rec.	Yds.	TD
1997	16	33	368	2	2004	16	102	1,258	7
1998	16	59	621	2	2005	16	78	905	2
1999	15	76	849	11	2006	16	73	900	5
2000	16	93	1,203	9	2007	16	99	1,172	5
2001	16	73	917	6	2008	16	96	1,058	10
2002	16	63	773	7	Totals	190	916	10,940	76
2003	16	71	916	10					



NFL CAREER LEADERS TIGHT END RECEIVING STATISTICS




PLAYER	REC.	PLAYER	YARDS	PLAYER	TD
1. Tony Gonzalez	1,325	1. Tony Gonzalez	15,127	1. Antonio Gates	116
2. Jason Witten	1,215	2. Jason Witten	12,977	2. Tony Gonzalez	111
3. Antonio Gates	955	3. Antonio Gates	11,841	3. Rob Gronkowski	79
4. Shannon Sharpe	815	4. Shannon Sharpe	10,060	4. Jimmy Graham	74
5. Greg Olsen	718	5. Greg Olsen	8,444	5. Jason Witten	69

OTHER PRO FOOTBALL HALL OF FAMERS



Mike Webster, Center, 1989-90

Enshrined Pro Football Hall of Fame 1997



Concluded his storied 17-year NFL career with two seasons in Kansas City ('89-90), but will be remembered by most for his 15 seasons ('74-88) with the Pittsburgh Steelers ... Regarded by many as the greatest center to ever play the game ... Noted for not only his strength, toughness and durability, but also his character ... A fifth-round draft pick of the Pittsburgh Steelers out of the University of Wisconsin in '74, went on to become one of the most dominating and durable offensive linemen of his era ... Played in 245 career games (207 starts), tying the NFL record for most contests ever played by a center ... Only seven other offensive linemen in league history have seen action in more games ... A member of Pittsburgh's teams which claimed wins in Super Bowls IX, X, XIII and XIV ... A nine-time Pro Bowler and six-time All-Pro selection ... Named to both the NFL's 75th Anniversary Team and the NFL's Silver Anniversary Super Bowl squad ... Born in Tomahawk, Wis. on March 18, 1952 and died in Pittsburgh, Pennsylvania on September 24, 2002.



53

19



Perhaps the finest quarterback ever to step under center in pro football history ... Concluded his masterful 16-year NFL tenure with two playoff seasons in Kansas City ('93-94) ... Spent 14 seasons ('79-92) in San Francisco and guided the 49ers to wins in Super Bowls XVI, XIX, XXIII and XXIV, earning game MVP honors three times (XVI, XIX and XXIV) ... The NFL's Most Valuable Player in '89 ... Earned eight Pro Bowl bids and led the league in passing in both '87 and '89 ... The king of the late-game heroics, exhibited his "Montana Magic" with 31 career fourth-quarter comebacks ... In '93, guided the Chiefs to their first AFC West title since '71 with an 11-5 mark ... Led Kansas City on a remarkable playoff run in '93 which concluded in Kansas City's first-ever trip to the AFC Championship Game ... Also took the Chiefs to the playoffs in '94, throwing for 314 yards in his final NFL game, a 27-17 postseason loss at Miami ... Played in 192 regular season NFL games with 164 starts and started 23 career playoff games ... Retired April 18, 1995, and at that time ranked fourth in NFL history in passing yards (40,551), attempts (5,391) and TD passes (273) ... Named to NFL's 75th Anniversary All-Time Team ... Born in New Eagle, Pa. on June 11, 1956.

Joe Montana, Quarterback, 1993-94

Enshrined Pro Football Hall of Fame 2000



NOTE: 2000 Pro Football Hall of Fame enshrinee Ronnie Lott never played in a regular season game for Kansas City, but retired as a member of the Chiefs in the '95 preseason.

Marv Levy, Head Coach, 1978-82

Enshrined Pro Football Hall of Fame 2001




Just the 11th modern-era head coach to be elected to the Pro Football Hall of Fame ... The only coach in NFL history to guide his squad to four consecutive Super Bowls ... Spent 16½ seasons as NFL head coach, compiling a 143-112 regular season record with the Chiefs and Bills ... Produced a 31-42 record with Kansas City from '78-82 ... Joined the Chiefs after serving a five-year stint as the head coach of the CFL's Montreal Alouettes ... After inheriting a team that was coming off a 2-12 season in '77, he installed a Wing-T offense with the Chiefs in '78 ... The club made steady improvement under his guidance, posting records of 4-12 in '78, 7-9 in '79 and 8-8 in '80 ... In '81, the Chiefs finished 9-7, marking the team's first winning campaign since '73 ... His final year in Kansas City was a strike-shortened 3-6 campaign in '82 ... A veteran of three professional leagues, served one year as head coach of the USFL's Chicago Blitz in '84 ... Took over the Buffalo Bills midway through the '86 season and produced a franchise-best 112-70 regular season record and an 11-8 postseason mark over the '86-97 campaigns ... Under his guidance, the Bills won six AFC East titles, claimed AFC Championships and represented the AFC in Super Bowls XXV, XXVI, XXVII and XXVIII ... Born in Chicago, Ill. on August 3, 1925.



Marcus Allen, *Running Back, 1993-97*

Enshrined Pro Football Hall of Fame 2003

Regarded as one of the
his father, Harold
seasons



finest all-purpose performers in NFL history, playing the game with unparalleled class and professionalism ... Was presented in Canton on August 3, 2003 by "Red" Allen ... Signed with the Chiefs as an unrestricted free agent on June 9, 1993 ... Helped lead Kansas City to a 55-25 record and three AFC West titles in five with the Chiefs ... Played in 222 regular season contests, the most of any running back in NFL history before retiring on April 9, 1998 ... Owns 145 career TDs, putting him at sixth all-time in NFL history ... Ranks third in league annals with 123 rushing TDs, including 44 in a Chiefs uniform ... Is eighth in NFL history with 3,022 rushing attempts and 12th with 12,243 rushing yards ... His 17,654 scrimmage yards are the seventh-highest career tally in the league books ... Led the league with 1,759 rushing yards and 2,314 yards from scrimmage in '85 ... Enjoyed six Pro Bowl seasons, including one with the Chiefs in '93 ... Was named the MVP of Super Bowl XVIII after compiling 191 rushing yards ... Won Kansas City's MVP Award in both '93 and '95 ... Also threw six TD passes during his career ... Was the first player in NFL history to record 10,000 yards rushing and 5,000 yards receiving ... Claimed the Heisman Trophy as a senior at Southern California in '81 ... Entered the NFL with the Raiders as the 10th overall selection in the '82 NFL Draft ... Enshrined in both the College Football and Missouri Sports Halls of Fame in 2001 ... Has served as an analyst and feature reporter for both CBS and The NFL Network ... Was an All-America quarterback and defensive back at San Diego's Lincoln High School ... Nicknamed "Cutty" for his innate ability to make opponents miss ... Born March 26, 1960 in San Diego, Calif.



32


1



Finished his 23-year career in the CFL and NFL as the most prolific passer in pro football history ... Competed in four decades of pro competition after beginning his career with the Edmonton Eskimos in '78, leading that club to an unprecedented five consecutive Grey Cup titles from '78-82 ... Made his NFL debut with Houston in '84 and went on to spend 17 seasons in the NFL ranks, seeing duty with Houston ('84-93), Minnesota ('94-96), Seattle ('97-98) and Kansas City ('99-00) ... Registered nine Pro Bowl berths during his illustrious career ... Earned All-Pro honors with the Oilers in '90, leading the league in completions (362), attempts (584), passing yards (4,689) and TDs (33) ... Including his regular and postseason totals in both the CFL and NFL, saw duty in an incredible 324 meaningful professional games, starting 263 of those contests, producing 5,754 completions, 9,880 attempts, 73,561 yards, 464 TDs and 331 INTs ... Those 73,561 career passing yards in both leagues translate into an astounding 42.0 miles ... In 208 games (203 starts) of regular season NFL competition, completed 3,988 of 6,823 passes for 49,325 yards with 291 TDs ... Also made 10 career NFL postseason starts ... Threw for 527 yards in a 27-10 Houston win at Kansas City (12/16/90), the second-highest single-game passing performance in NFL history ... Concluded his storied career with a two-year stint in Kansas City ... Became the oldest QB to ever start for the Chiefs when he opened a contest at San Diego (11/26/00) ... Was named the NFL's Man of the Year in '89 ... Born in Los Angeles, Calif. on November 18, 1956.

Warren Moon, *Quarterback, 1999-00*


Enshrined Pro Football Hall of Fame 2006



Willie Roaf, *Tackle, 2002-05*

Enshrined Pro Football Hall of Fame 2012

start with
for one of the
for the first time
the NFL as a first-



Heralded as one of the most consistent offensive linemen in NFL history, Roaf was elected to 11 Pro Bowls during his illustrious 13-year NFL career ... His 11 Pro Bowls tied him with Cincinnati T Anthony Munoz (1998) and Baltimore T Jonathan Ogden for the most Pro Bowl berths ever by an offensive tackle ... Spent four seasons with Kansas City (2002-05) and earned Pro Bowl invitations following each of those campaigns, the highest total by any offensive tackle in Chiefs history ... Received first-team AP All-Pro honors four times during his career, including the 2003-04 campaigns with the Chiefs ... One of the most dominant players at his position during his era, Roaf was named to the All-Decade Team of the 1990s and the 2000s by the Pro Football Hall of Fame ... Blocked for a 1,000-yard rusher during three of his four seasons with the Chiefs ... RB Larry Johnson compiled 1,750 rushing yards in 2005, the second-highest single-season total in team history. RB Priest Holmes, the franchise's all-time leading rusher, produced 1,615 rushing yards in 2002, the third-best seasonal mark in club annals ... QB Trent Green did not miss a single Roaf protecting his blind side, as the quarterback earned Pro Bowl honors in both 2003 and 2005 ... Helped anchor an offensive line that served as the foundation most potent offensive stretches in Chiefs history ... In 2004, Kansas City set an NFL single-season record with 398 first downs and led the league in total offense in franchise history, averaging a club-record 418.4 yards per game ... Started 189 regular season games and three postseason games during his NFL career ... Entered round draft pick (eighth overall) in 1993 out of Louisiana Tech ... Joined the Chiefs in a trade with New Orleans in 2002 ... Born in Pine Bluff, Ark.



77

Morten Andersen, Placekicker, 2002-03

Enshrined Pro Football Hall of Fame 2017



Recognized as one of the most prolific scorers in league history ... Nicknamed the "Great Dane" he was the first pure place-kicker to be inducted into the Pro Football Hall of Fame since former Kansas City great Jan Stenerud in 1991 and only the second to earn enshrinement ... Only player in history to make the NFL's all-decade team for the 1980's and 1990's ... Elected to seven Pro Bowls throughout his 25-year NFL career ... Among the most notable league records he set were most career points (2,544), most fields goals made (565) and games played (382) ... In addition, his 40 field goals of 50 yards or longer were the most in NFL history at the time of his retirement ... Spent two seasons with the Kansas City Chiefs (2002-03) after signing as a free agent where he made 38 of 46 field goal attempts and scored 223 points ... 82.6 percent clip as a Chief was a better success rate than what he posted for any other NFL team ... First game as a Chief in 2002 he hit a 30-yard field goal to get the 40-39 victory over the Cleveland Browns ... In 2003, he kicked a 31-yard field goal with one second remaining at Green Bay to send the game to overtime, where the Chiefs would beat the Packers with a touchdown ... Made a 35-yard kick with four seconds left later that same season to give the Chiefs a 27-24 win over the Oakland Raiders ... Currently ties for fourth place in franchise history for most consecutive games scoring field goals with 11 in 2002 ... Also, he sits tied in fifth place with most consecutive fields goals made with 15 in 2002 ... Selected by the New Orleans Saints in the 4th round (86th overall) of the 1981 NFL Draft.



Spent 32 seasons in the NFL during which time he earned the reputation of rebuilding franchises into dominant playoff teams ... Most noted for turning fortunes of three different teams that included a combined five Super Bowl appearances by the Buffalo Bills and Indianapolis Colts ... First administrator named NFL's Executive of the Year by the Sporting News six times ... Served under fellow Hall of Famer and former Chiefs Head Coach Marv Levy during his time in Kansas City ... Left Kansas City to take over as General Manager of the Buffalo Bills in 1984 ... Led the Bills to four straight AFC Eastern Division titles from 1988 to 1991 including back-to-back 13-3 records in 1990 and 1991 ... Bills earned three straight Super Bowl berths after winning the AFC Championship in 1990-92 ... Drafted former Indianapolis Colts quarterback Peyton Manning during his time as General Manager of the Colts ... Guided Colts to eight division titles, two Super Bowl appearances including a win in Super Bowl XLI ... Worked in the NFL office in 1993 and 1994 as the league's Vice President of Football Development ... Born December 8, 1942 in Bronx, New York.

Bill Polian, Scout & Front Office Executive, 1978-82

Enshrined Pro Football Hall of Fame 2015



Bobby Beathard, Scout, 1966-67

Enshrined Pro Football Hall of Fame 2018



Noted for his adept eye for talent through a career that spanned more than three decades ... Served as a scout for the Chiefs and Falcons before being named director of player personnel for the Dolphins in 1972 where he was an integral part of Miami's two Super Bowl teams ... He began his career as a part-time scout for the Kansas City Chiefs in 1963, but left to scout for the American Football League before returning to the Chiefs in 1966 when the team played in Super Bowl I ... Following his time in Miami, Beathard was named general manager of the Washington Redskins in 1978 ... His visionary thinking soon became a template for the NFL where first-round draft picks were weapons to be used in trades ... In his 11 years in Washington, the Redskins had only three first-round picks and the team went to the Super Bowl three times and won twice ... Beathard was hired as general manager of the Chargers in 1990 and immediately brought hope to a city hungry for a winner ... In just his third season in San Diego, the organization won its first AFC Western Division championship in more than a decade and by 1994, the team made its first Super Bowl appearance ... Collectively, his teams won 10 division titles, seven league/conference championships and four Super Bowls – Super Bowls VII and VIII with Miami and Super Bowls XVII and XXII with Washington ... Born January 24, 1937 in Zanesville, Ohio.

Ty Law, Cornerback, 2006-07

Enshrined Pro Football Hall of Fame 2018



24



Considered one of the best defensive backs of his era, Law was selected to five Pro Bowls and twice named an AP All-Pro ... Intercepted 53 passes over his 15-year career ... Spent two seasons with the Chiefs (2006-07), intercepting six passes ... Led the 2006 Chiefs with 4 interceptions ... Started all 32 regular season games he played in Kansas City ... Recorded his first interception as a Chief against San Francisco (10/1/06), contributing a Chiefs 41-0 shutout victory ... Forced a career-high three fumbles during the 2006 season ... A key contributor to the Chiefs 2006 Wild Card berth ... Intercepted Peyton Manning twice in the AFC Wild Card Game (1/6/07) despite Kansas City falling to Indianapolis 23-8 ... Played the first 10 seasons (1995-04) of his career for the New England Patriots ... With New England, he played in three Super Bowls, winning twice (XXXVI, XXXVIII) ... Played one of the best games of his career in the Patriots Super Bowl XXXVI win over the St. Louis Rams, recording 8 tackles, 2 passes defended and an interception returned for a touchdown ... Started 13 playoff games and intercepted 6 passes in his postseason career ... Intercepted a career high 10 passes with the New York Jets during the 2005 season ... Also played for the Denver Broncos (2009) ... Acquired by Kansas City via free agency in 2006 ... Originally drafted in the first round (23rd overall) by the New England Patriots in the 1995 NFL Draft ... Played his college football at the University of Michigan ... Born February 10, 1974 in Alaquippa, Pennsylvania.



Bill Cowher, Defensive Coordinator, 1989-91

Enshrined Pro Football Hall of Fame 2020

Known as one of the greatest defensive minds in the history of the game ... Spent 28 seasons in the NFL (six as a player, 22 as a coach), including a legendary 15-season tenure as the head coach of the Pittsburgh Steelers (1992-06) ... Led Pittsburgh to eight division titles, 10 playoff berths and two Super Bowl appearances (XXX, XL), including one championship in Super Bowl XL ... Named NFL Coach of the Year twice by Sporting News (1992, 2004) and once by the Associated Press (1992) ... Became the second coach ever, joining Hall of Famer Paul Brown, to lead a team to the playoffs in each of his first six seasons as a head coach ... Led Pittsburgh to a franchise-record 15 wins in 2004 ... Holds stellar career records as a head coach of 149-90-1 (.623) in the regular season and 12-9 (.571) in the postseason ... Ranks second all-time in career wins (149) in Steelers franchise history, trailing only the legendary Chuck Noll (193 wins from 1969-91) ... His 12 playoff wins are tied for eighth-most in NFL history ... Prior to the Steelers, served as Defensive Coordinator for the Kansas City Chiefs for three seasons (1989-91) under Marty Schottenheimer ... In 1989, guided a Chiefs defense that was second in the league in total yards allowed ... From 1990-91, helped the Chiefs to their second and third playoff appearances since 1972 ... Also served as a special teams coach and secondary coach for the Cleveland Browns (1985-88) ... Prior to coaching, had a six-season playing career as a linebacker and on special teams with the Philadelphia Eagles (1979, 1983-84) and Cleveland Browns (1980-82) ... Born May 8, 1957 in Crafton, Pa.



CHIEFS HALL OF FAME



In tribute to those who have made outstanding contributions to the success of the Kansas City Chiefs Football Club, the team established a Hall of Fame. New inductees are selected based on exemplary play, as well as other criteria consistent with the high standards associated with the Chiefs. The award is announced annually at the "101 Banquet," with the honoree being recognized each year at Alumni Weekend. Eleven members of the Chiefs Hall of Fame are also enshrined in the Professional Football Hall of Fame in Canton, Ohio.

Lamar Hunt, Founder, 1960-2006

Inducted 1970

For bio, see Chiefs in the Pro Football Hall of Fame section.



36

Mack Lee Hill, Running Back, 1964-65

Inducted 1971

Played running back for the Chiefs for two memorable seasons ('64-'65) ... Died tragically while undergoing surgery after suffering a knee injury in the next-to-last game of the '65 season at Buffalo (12/12/65) ... Made the Chiefs roster in '64 as a rookie free agent out of Southern University and wound up as the team's second-leading rusher that season with 567 yards and four touchdowns on 105 carries ... Played in the AFL All-Star game after his rookie campaign ... Gained 627 yards, second-most on the team, in his second pro season ... Saw duty in just 27 career games ... Nicknamed "The Truck" ... His number 36 is retired ... Each year since '66, the Chiefs have annually presented the Mack Lee Hill Award to the team's top rookie or first-year performer ... Born on August 17, 1940 in Quincy, Fla. and died on December 14, 1965 in Kansas City, Mo.



HILL'S CHIEFS STATISTICS

Games	Rushing					Receiving				
	No.	Yds.	Avg.	LG	TD	No.	Yds.	Avg.	LG	TD
27	230	1,203	5.2	71	6	40	408	10.2	46	3

Jerry Mays, Defensive Tackle/Defensive End, 1961-70

Inducted 1972



Was a force on the Chiefs vaunted defensive line for 10 years ... Named to the All-Time AFL Team by the Pro Football Hall of Fame ... Was selected to play in the AFL All-Star game six times, following the '62 and '64-'68 seasons ... Also made an appearance in the AFC-NFC Pro Bowl after the '70 campaign ... Played in 140 games with the Chiefs after joining the club as a fifth-round pick of the Dallas Texans in the '61 AFL Draft ... Was a starter at left defensive end on the Chiefs Super Bowl IV championship team ... Broke into pro football as a defensive tackle during his rookie campaign before switching to defensive end later that year ... Was a college standout at SMU ... Born November 24, 1939 in Dallas, Texas and died on July 17, 1994 in Lake Lewisville, Texas.

75

84

Fred Arbanas, Tight End, 1961-70

Inducted 1973

Was considered one of pro football's finest tight ends during his 10 seasons with the Texans/Chiefs ... Named to the All-Time AFL Team by the Pro Football Hall of Fame ... Was a five-time AFL All-Star, earning a spot on that squad following the '62-'65 and '67 seasons ... Earned All-AFL honors on six occasions ... Was known for his tenacious blocking and courage ... Lost the sight in one eye in an accident in December of '64, but came back strong to earn All-AFL accolades the following season ... Member of Kansas City's Super Bowl IV title team ... Played in 118 games, catching 198 passes for 3,101 yards and 34 TDs ... Was a seventh-round pick of the Texans after a stellar college career at Michigan State ... Inducted into the Missouri Sports Hall of Fame in '97... Born on January 14, 1939 in Detroit, Mich.



ARBANAS' CHIEFS STATISTICS

Games	Receiving					Rushing				
	No.	Yds.	Avg.	LG	TD	No.	Yds.	Avg.	LG	TD
118	198	3,101	15.7	67	34	4	15	3.8	8	0

Johnny Robinson, Halfback/Safety, 1960-71

Inducted 1974

For bio, see Chiefs in the Pro Football Hall of Fame section.


42

88

Chris Burford, End, 1960-67

Inducted 1975

Led the Texans/Chiefs in pass receptions in four of his eight seasons: '61-63 and '65 ... Was an AFL All-Star in '61 and a first-team All-AFL pick in '62 ... Played in 103 regular season contests ... Ranks fourth in franchise history in pass receptions (391) and sixth in receiving yards (5,505) ... His 55 career TD grabs are the third-most in club annals ... Caught a team-record 12 TD passes during the '62 season ... Member of AFL championship squads in '62 and '66 ... Tied with WR Otis Taylor with a team-high 58 catches during the club's Super Bowl I season in '66 ... Joined Texans as a first-round pick in '60 ... As a senior at Stanford in '59, he set an NCAA record with 61 catches ... Was enshrined in the College Football Hall of Fame in '95 ... Born January 31, 1938 in Oakland, Calif.



BURFORD'S CHIEFS STATISTICS

Games	Receiving					No.	Yds.	Rushing			
	No.	Yds.	Avg.	LG	TD			Avg.	LG	TD	
103	391	5,505	14.1	69	55	3	10	3.3	13	0	

E.J. Holub, Center/Linebacker, 1961-70

Inducted 1976



One of the most fiery competitors in franchise history ... Distinguished himself as both a linebacker ('61-67) and center ('68-70) ... Named to five AFL All-Star affairs as a linebacker, following the '61-62 and '64-66 seasons ... Given name was Emil Joe, but was known simply as E.J. or as the Chiefs "Holler Guy" ... Was the starting center on Kansas City's Super Bowl IV title team ... Played in 127 games after joining the Chiefs as a first-round draft pick of the Texans in '61 ... Made nine career interceptions ... Is one of the best players to ever come out of Texas Tech, where his career earned him a place in the College Football Hall of Fame in '86 ... Born January 5, 1938 in Schulenburg, Texas.


55

77

Jim Tyrer, Tackle, 1961-73


Inducted 1977

Considered by many to be the finest offensive tackle of his era ... Was selected to the AFL All-Star team or AFC-NFC Pro Bowl nine times ... Named to the All-Time AFL Team by the Pro Football Hall of Fame ... Was a starter in each of his 13 pro seasons, playing in 180 games ... His string of 180 straight games played is the third-longest streak in club history ... Named AFL Offensive Lineman of the Year in '69 ... Served on all three of the franchise's AFL Championship squads and was the starter at left tackle for the Chiefs in Super Bowl IV ... Also played one season with the Washington Redskins in '74 ... Was a college All-America choice at Ohio State and was chosen by the Texans in the third round of the '61 AFL Draft ... Born February 25, 1939 in Newark, Ohio and died on September 15, 1980 in Kansas City, Mo.



Mike Garrett, Running Back, 1966-70

Inducted 1978



Spent five very productive seasons with the Chiefs before finishing his NFL career with the San Diego Chargers ('70-73) ... Is the seventh-leading rusher in Chiefs history, churning out 3,246 yards and 24 touchdowns on 736 carries ... Also caught 141 passes for 1,231 yards and seven scores ... Led team in rushing three times, including the '67 season when he gained 1,087 yards ... Was an All-AFL choice in '66-67 ... Scored a five-yard TD against the Minnesota Vikings in Super Bowl IV victory running "65 toss power trap" ... Winner of the '65 Heisman Trophy ... Inducted into the College Football Hall of Fame in '85 ... Started Southern Cal's long legacy of talented tailbacks ... Was selected by Kansas City in the 20th round of the '66 AFL Draft ... Born April 12, 1944 in Los Angeles, Calif.

21

GARRETT'S CHIEFS STATISTICS

Games	Rushing					Receiving					Punt Returns				
	No.	Yds.	Avg.	LG	TD	No.	Yds.	Avg.	LG	TD	No.	Yds.	Avg.	LG	TD
58	736	3,246	4.4	77	24	141	1,231	8.7	43	7	34	223	6.6	79	1

Len Dawson, Quarterback, 1962-75

Inducted 1979

For bio, see Chiefs in the Pro Football Hall of Fame section.

16

78

Bobby Bell, Linebacker, 1963-74

Inducted 1980

For bio, see Chiefs in the Pro Football Hall of Fame section.

Buck Buchanan, Defensive Tackle, 1963-75

Inducted 1981

For bio, see Chiefs in the Pro Football Hall of Fame section.

86

89

Otis Taylor, Wide Receiver, 1965-75

Inducted 1982

Was one of the best and most exciting wide receivers of his era ... Played in one AFL All-Star game after the '66 season and two AFC-NFC Pro Bowls, following the '71-72 campaigns ... Played in 130 regular season games ... His 7,306 receiving yards, 57 TD receptions and 19 100-yard games all rank second in team history, while his 410 career receptions rank third ... Twice topped the 1,000-yard receiving mark in a season, getting 1,297 in '66 and 1,110 in '71 ... Led Chiefs in pass receptions on five occasions ('66-67 and '70-72) ... Hauled in a dazzling 46-yard TD pass in Super Bowl IV labeled as "the signature play in team history" by Lamar Hunt ... Had his college number 17 retired by Prairie View A&M ... Was a fourth-round pick of the Chiefs in the '65 AFL Draft ... Spent several years as a scout for the Chiefs following his playing career ... Became a member of the Missouri Sports Hall of Fame in '94 ... Born August 11, 1942 in Houston, Texas.



TAYLOR'S CHIEFS STATISTICS

Games	Receiving					No.	Yds.	Rushing		
	No.	Yds.	Avg.	LG	TD			Avg.	LG	TD
130	410	7,306	17.8	89	57	30	161	5.4	30	3

Ed Budde, Guard, 1963-76

Inducted 1984



Was the finest offensive guard to play in the AFL ... Was named to the AFL's All-Time Team by the Pro Football Hall of Fame ... Was named to play in the AFL All-Star game or AFC-NFC Pro Bowl nine times, following the '63 and '65-72 seasons ... Was a starter during each of the Chiefs two Super Bowl appearances ... His 14 seasons with the Chiefs are tied for the second-most in team history ... Saw action in 177 career regular season games ... Was a first-team All-AFL pick in '66 and '69 ... His son, Brad, played for the Chiefs from '80-86 ... Selected by Kansas City in the first round of the '63 AFL Draft ... Was a college standout at Michigan State ... Was inducted into the Missouri Sports Hall of Fame in '98 ... Born November 2, 1940 in Highland Park, Mich.

71

63

Willie Lanier, Linebacker, 1967-77

Inducted 1985

For bio, see Chiefs in the Pro Football Hall of Fame section.

Emmitt Thomas, Cornerback, 1966-78

Inducted 1986

For bio, see Chiefs in the Pro Football Hall of Fame section.

18



Hank Stram, Head Coach, 1960-74

Inducted 1987


For bio, see Chiefs in the Pro Football Hall of Fame section.

44

Jerrel Wilson, *Punter, 1963-77*

Inducted 1988

Considered one of the top punters to ever play the game ... Was named to the All-Time AFL team by the Pro Football Hall of Fame ... Played more seasons (15) than any player in team history, while his 203 games played rank third in club annals ... Owns franchise records for most punts in a career (1,018), as well as records for gross average in a season (45.5) and game (56.4) ... His 43.4-yard career average ranks second in club annals ... Owns the NFL record for most seasons leading the league in punting average, doing so four times ('65, '68, '72-73) ... Owns the Super Bowl record for career punting average (46.5) ... Known as both "Thunderfoot" and "Duck" ... Had four career punts over 70 yards ... Named to three AFC-NFC Pro Bowl squads ... Was a center at Southern Mississippi ... Played some running back early in his pro career ... Spent one season with the New England Patriots in '78 ... Drafted by Kansas City in the 11th round of the '63 AFL Draft ... Born October 4, 1941 in New Orleans, La. and died on April 9, 2005 in Bronson, Texas.



WILSON'S CHIEFS STATISTICS

Games	Punting						Rushing					
	No.	Yds.	Avg.	LG	Blk.	Net. Avg	No.	Yds.	Avg.	LG	TD	
203	1,018	44,218	43.4	72	12	35.4	21	53	2.5	12	0	

Ed Podolak, *Running Back, 1969-77*

Inducted 1989

14



Is one of the toughest, most hard-nosed players to ever don a Chiefs uniform ... Played in 104 regular season games (66 starts) ... Is the Chiefs fourth all-time leading rusher with 4,451 yards on 1,157 carries and ranks sixth with 34 TDs ... Was also an excellent pass receiver and return man ... Caught 288 passes for 2,456 yards and six scores while averaging 8.6 yards per punt return and 20.5 yards per kickoff return ... His 8,343 career combined net yards are the fifth-most in club history ... Had one of the finest all-around performances in pro football history on Christmas Day '71, when he had an NFL single-game postseason record 350 total yards in a double OT playoff loss to Miami; had 85 rushing yards, 110 receiving yards and 155 yards on returns ... Led Kansas City in rushing five times, while pacing the squad in receiving and punt returns three times apiece ... Selected by the Chiefs in the second round of the '69 draft ... Played QB and RB at the University of Iowa and does color commentary for the Hawkeye Radio Network ... Born September 1, 1947 in Atlantic, Iowa.

PODOLAK'S CHIEFS STATISTICS

Games	Rushing					Receiving					Kickoff Returns					Punt Returns				
	No.	Yds.	Avg.	LG	TD	No.	Yds.	Avg.	LG	TD	No.	Yds.	Avg.	LG	TD	No.	Yds.	Avg.	LG	TD
104-66	1,157	4,451	3.8	65	34	288	2,456	8.5	59	6	34	697	20.5	38	0	86	739	8.6	60	0

51

Jim Lynch, *Linebacker, 1967-77*

Inducted 1990

Teamed with Pro Football Hall of Famers Willie Lanier and Bobby Bell to form one of the finest linebacker trios the game has ever seen ... The trio played together for eight memorable seasons ('67-74) ... Played in 151 games, including a string of 148 in a row ... Manned the right linebacker spot, where he recorded 17 interceptions ... Also produced 14 fumble recoveries, tying for the fifth-highest total in franchise history ... Had four seasons where he recorded three interceptions and two campaigns with three fumble recoveries ... Helped Chiefs to a huge victory over the Minnesota Vikings in Super Bowl IV, making four tackles ... Played in AFL All-Star game following the '68 season ... Was the co-captain of Notre Dame's '66 National Championship team and won the Maxwell Award as the nation's outstanding defensive player ... Enshrined in the College Football Hall of Fame in '92 ... Was a second-round pick of Kansas City in '67 ... Born August 28, 1945 in Lima, Ohio.



Abner Haynes, Running Back, 1960-64

Inducted 1991

Exciting running back and return specialist who still owns or shares four franchise records, including most points in a game (30), most touchdowns in a game (five) and most rushing touchdowns in a game (four), while tying for third in team history with 8,447 career combined net yards ... Is the fifth-leading rusher in team history (3,814) ... Played in 70 regular season games ... Led club in rushing four times: '60-62 and '64 ... Selected as the AFL's first Player of the Year in '60 when he led the league with 875 rushing yards ... Became the franchise's initial 1,000-yard rusher, getting 1,049 during the '62 AFL title season ... Named All-AFL from '60-62 ... In '65 he was traded to the Denver Broncos, where he spent two seasons ... Also played with the N.Y. Jets and Miami Dolphins ... Originally a first-round pick of the Oakland Raiders in '60 ... Was a college standout at North Texas ... Born September 19, 1937 in Denton, Texas.

28



HAYNES' CHIEFS STATISTICS

G	Rushing					Receiving					Kickoff Returns				Punt Returns			
	No.	Yds.	Avg.	LG	TD	No.	Yds.	Avg.	LG	TD	No.	Yds.	Avg.	TD	No.	Yds.	Avg.	TD
65	793	3,810	4.8	80	39	199	2,739	13.8	78	17	52	1,326	25.5	1	55	598	10.9	0

3

Jan Stenerud, Kicker, 1967-79

Inducted 1992

For bio, see Chiefs in the Pro Football Hall of Fame section.

Sherrill Headrick, Linebacker, 1960-67

Inducted 1993



Hard-nosed, all-giving linebacker whose teammates called him "Psycho" for his rambunctious nature and style of play ... Named to four All-AFL All-Star squads ('61-62, '65-66) ... Played in 108 regular season contests and named All-Pro five times as one of the league's best middle linebackers ... Played one season at offensive guard, center and linebacker in Canada ('59) before joining the Texans for the initial AFL season in '60 ... Left TCU after three seasons ... Signed with the Texans as a free agent ... Had 14 interceptions during his eight-year Texans/Chiefs career, returning three for touchdowns ... Played in '62 and '66 AFL title game wins and Super Bowl I ... Was selected by the Cincinnati Bengals in the '68 AFL Expansion Draft and played with that club for one season ... Born March 13, 1937 in Waco, Texas ... Died September 10, 2008 in Fort Worth, Texas.

69

58

Jack Rudnay, Center, 1969-82

Inducted 1994

Was regarded as one of the NFL's finest centers during the '70s ... Determined, gummy, tough and humorous are probably the four best words that describe him ... Was the AFC's starting center in the Pro Bowl four straight times, following the '73-76 seasons ... Played in 178 games with the Chiefs, the fourth-most ever by a Kansas City offensive lineman, while his 171 starts are the third-most ever by a Chiefs player ... Put together an incredible string of 144 straight games played, beginning with the '70 season and lasting through the entire decade ... A fourth-round draft choice in '69, he missed the Chiefs Super Bowl IV season as a result of a back injury suffered in the College All-Star Game following his senior year at Northwestern ... Played both center and defensive tackle at Northwestern ... Born November 20, 1947 in Cleveland, Ohio.



Curtis McClinton, *Running Back/Tight End, 1962-69*

Inducted 1995

32



Is the eighth-leading rusher in franchise history ... Was one of the early stars of the AFL ... Had 762 rushing attempts for 3,124 yards and 18 touchdowns ... Also caught 154 passes for 1,945 yards and 14 scores ... Played in 107 regular season games ... Made three AFL All-Star games following the '62 and '66-67 seasons and was named the Outstanding Player of the '62 game ... Was a member of both Chiefs Super Bowl teams and all three AFL title clubs ... Was named the AFL Rookie of the Year in '62, when he rushed for 604 yards and caught 29 passes for 333 yards ... Was the first AFL player to score a TD in a Super Bowl, catching a seven-yard pass in the second quarter of Super Bowl I ... Was a backup tight end on the Super Bowl IV championship squad ... Selected as a future choice by the Texans in the 14th round of the '61 AFL Draft ... Rushed for 1,377 yards as a college halfback at the University of Kansas ... Has been inducted into both the Missouri and Kansas Sports Halls of Fame ... Nicknamed "The Count" ... Born June 25, 1939 in Muskogee, Okla.

McCLINTON'S CHIEFS STATISTICS


Games	Rushing					Receiving				
	No.	Yds.	Avg.	LG	TD	No.	Yds.	Avg.	LG	TD
107	762	3,124	4.1	69	18	154	1,945	12.6	69	14

20

Deron Cherry, *Safety, 1981-91*

Inducted 1996

Is one of the most celebrated and popular players in franchise history ... Was the finest free safety in the AFC throughout the '80s, grabbing six straight Pro Bowl berths following the '83-88 seasons, including five as a starter in the game ... Was selected to the Chiefs 25-Year Anniversary Team in '87 ... Entered the pro ranks as a rookie free agent punter, making him one of the most successful free agents in NFL history ... Owner of six 100-tackle seasons ... In 148 career games (124 starts), had 927 tackles, 50 interceptions, 15 fumble recoveries and three touchdowns ... Ranks third on the team's all-time interception list ... Led Chiefs in tackles four times and in interceptions on six occasions ... Won AFC interception title in '86 with nine pickoffs ... Was a strong safety and punter at Rutgers and was a high school quarterback ... Inducted into the Missouri Sports Hall of Fame in 2002 ... Is one of nine partners of the NFL's Jacksonville Jaguars ... Born September 12, 1959 in Palmyra, N.J.



CHERRY'S CHIEFS STATISTICS

G-S	Interceptions					Tackles			Sacks		
	No.	Yds.	Avg.	LG	TD	Solos	Asst.	Total	No.	Yds.	FR
148-124	50	688	13.8	67	1	597	360	927	3.5	24.0	14

Dave Hill, *Tackle, 1963-74*

Inducted 1997

73



Exceptional offensive tackle manned the right side of the Chiefs line for 12 superb seasons ... Was a member of two AFL championship teams ('66 and '69) and both Chiefs squads that went to the Super Bowl ... Was the starting right tackle in Kansas City's Super Bowl IV victory over the Minnesota Vikings ... Played in 150 regular season games and did not miss a contest for nine straight seasons ('64-72) ... Was considered one of the game's best pass protectors during his career ... Selected by Kansas City in the 24th round of the '63 AFL Draft ... Was an outstanding collegiate tackle at Auburn University ... Born February 1, 1941 in Lanett, Ala.

CHIEFS HONOR GROVE




A grove of over 40 stately Giant Redwoods was planted in the Southeast corner of the Truman Sports Complex on April 15, 2002 in conjunction with the Chiefs 40th Anniversary Season in Kansas City. The selection of the tree species by Founder Lamar Hunt originated from a statement made by Vikings QB Joe Kapp following Super Bowl IV: "The Chiefs defensive line was very active and looked like a Redwood Forest." The "Chiefs Honor Grove" features permanent markers honoring the team's Hall of Fame players, whose names adorn the lockers of the Chiefs Hall of Honor presented by Time Warner Cable. During the Chiefs Alumni Weekend each year, an additional tree is planted in honor of the most recent Chiefs Hall of Fame inductee.

67

Art Still, Defensive End, 1978-87

Inducted 1998

Was a force against the run as well as an unstoppable pass rusher ... Was a four-time Pro Bowl selection, following the '80-82 and '84 seasons ... Named the Chiefs Most Valuable Player twice ('80 and '84) ... Started all 136 appearances he made in a Kansas City uniform ... Is third on the Chiefs all-time sack list with 73.0 ... Is second in team history with 992 tackles and also had 11 fumble recoveries ... Led team in sacks on six occasions and topped the team's tackle chart three times ... Recorded a Pro Bowl-record 85-yard fumble return TD in the '85 game ... Had two seasons ('80 and '84) with 14.5 sacks ... Was the second overall player taken in the '78 NFL Draft (Houston RB Earl Campbell was the first) ... Was traded to Buffalo in '88 where he played two years ... Inducted into the Missouri Sports Hall of Fame in 2005 ... Was the Southeastern Conference Player of the Year as a senior at the University of Kentucky ... Born December 5, 1955 in Camden, N.J.



STILL'S CHIEFS STATISTICS

G-S	Tackles			No.	Sacks	
	Solos	Asst.	Total		Yds	FR
136-136	699	293	992	73.0	517.0	11

Lloyd Burruss, Safety, 1981-91

Inducted 1999

34



The first Chiefs player to ever be the Mack Lee Hill Award winner ('81), the team's MVP ('85) and a member of the Chiefs Hall of Fame ... Was one of the premier strong safeties in the NFL throughout the '80s ... Played in 145 regular season games (103 starts) ... During that decade, he averaged 63 tackles per season, while recording 20 interceptions and scoring five touchdowns ... Gained league-wide recognition in '86 with his only Pro Bowl berth ... Was Kansas City's starting strong safety from '81-88 ... Returned four of his 22 interceptions for a touchdown ... Only Bobby Bell (six), Emmitt Thomas (five) and Jim Kearney (five) have returned more interceptions for scores in Kansas City history ... Owns team record for interception return yardage (121) in a game ... Is co-holder of NFL and team records for interceptions returned for a touchdown in a game with two (KC's Jim Kearney, Derrick Johnson and 23 others share the league mark) ... Extremely productive player produced 628 tackles, 22 interceptions, seven fumble recoveries and 3.5 sacks ... Was a four-year starter at the University of Maryland ... Born October 31, 1957 in Charlottesville, Va.

BURRUSS' CHIEFS STATISTICS

G-S	Interceptions					Tackles			Sacks		
	No.	Yds.	Avg.	LG	TD	Solos	Asst.	Total	No.	Yds.	FR
145-103	22	509	23.1	83	4	429	199	628	3.5	21.0	7

Christian Okoye, Running Back, 1987-92

Inducted 2000

35

Unquestionably the most powerful runner ever to wear the Red and Gold ... Nicknamed "The Nigerian Nightmare" ... Doled out plenty of punishment during his six seasons with Kansas City ... His 1,246 rushing attempts rank third in franchise annals, while his 4,897 rushing yards rank as the third-highest total in Chiefs history ... Still holds the second-highest marks in club annals for rushing attempts in a season (370 in '89) and attempts in a game (38) ... Is third in team history with 14 career 100-yard games ... Racked up those numbers in just 79 games (65 starts) ... Became just the second Chief ever to lead the league in rushing, gaining an NFL-best 1,480 yards in '89 ... His 40 career rushing TDs rank fourth in Kansas City history ... Just the second Chiefs player ever to earn the club's Mack Lee Hill Award ('87), team MVP honors ('89) and be enshrined in the Chiefs Hall of Fame ... Was a Pro Bowl pick following the '89 and '91 seasons ... Originally came to the United States in '82 to compete in track and field at Azusa Pacific ... Joined the Azusa football squad in '84 and after just three seasons of organized football was a second-round draft choice of Kansas City in '87 ... Enshrined in the Missouri Sports Hall of Fame in 2003 ... The name Okoye in Nigerian means "Blessed on Sundays" ... Born August 16, 1961 in Enugu, Nigeria.



OKOYE'S CHIEFS STATISTICS

G-S	Rushing						Receiving				
	No.	Yds.	Avg.	LG	TD	No.	Yds.	Avg.	LG	TD	
79-65	1,246	4,897	3.9	59	40	42	294	7.0	22	0	

Derrick Thomas, Linebacker, 1989-99

Inducted 2001

For bio, see Chiefs in the Pro Football Hall of Fame section.

58

76

Monumental Minnesotan anchored Kansas City's offensive line for 13 seasons from his left tackle post ... The stoic standard-bearer by which all future Kansas City left tackles will be judged ... Played a prodigious part in the resurgence of the Chiefs franchise in the '90s ... Will Shields (224) and Jim Tyrer (180) are the only offensive linemen in team history to play in more games than Alt (179) ... Started 149 of those games and owns a share of a franchise record by making 10 career playoff appearances, including the '93 AFC Championship Game ... Earned back-to-back Pro Bowl trips following the '92 and '93 seasons ... An All-Pro pick in '90-91 ... A prolific pass protector, also helped Kansas City perennially produce some of the best rushing numbers in the '90s ... The Chiefs led the NFL in rushing for the first time in team history in '95 and produced five top 10 finishes during his tenure ... Former collegiate tight end claims to have "eaten his way" out of that position before moving to tackle at the University of Iowa ... Was a first-round draft choice in '84, the third offensive lineman selected overall ... Born May 30, 1962 in Stuttgart, Germany.

John Alt, Tackle, 1984-96

Inducted 2002



Gary Spani, Linebacker, 1978-86

Inducted 2003

59



The second all-time leading tackler in Chiefs history with 999 career stops ... Played his inside linebacker post with tenacity and toughness for nine stellar seasons ... Led the club in tackles for four straight years ('78-81) and posted five 100-tackle campaigns ... His single-season record of 157 tackles in '79 stood until 2002 ... Played in 124 regular season contests (108 starts), averaging an impressive 8.1 tackles per game ... Accumulated 9.5 sacks, nine fumble recoveries and scored two TDs ... Was voted the Miller/NFL "Man of the Year" in '83 and O'Grady's "Crunchman of the Year" in '84 ... Helped guide the club to its first playoff berth in 15 years in '86 ... Joined the Chiefs as a third-round draft choice in '78 ... Was the first-ever consensus All-America performer at Kansas State ... Was enshrined in the College Football Hall of Fame in 2003 ... Inducted into the Kansas Sports Hall of Fame in 2004 and the Missouri Sports Hall of Fame in 2006 ... Has served as a member of the Chiefs front office since '89 and currently serves as the club's Director of Special Events ... Born January 9, 1956 in Satanta, Kansas and attended high school in Manhattan, Kan., making him the only native-born Kansan in the Chiefs Hall of Fame.

SPANI'S CHIEFS STATISTICS


G-S	Tackles			Sacks		No.	Interceptions			LG	TDs	FR
	Solo	Asst.	Total	No.	Yds		Yds.	Avg.	Yds.			
124-108	669	330	999	9.5	76.5	2	71	35.5	47	1	9	

37

Joe Delaney, Running Back, 1981-82

Inducted 2004

Electrifying runner whose promising career was tragically cut short after just two NFL seasons ... Unassuming and humble off the field, was simply amazing once he stepped between the stripes ... Burst onto the NFL scene as the AFC Rookie of the Year in '81 when he earned a trip to the Pro Bowl and was named Chiefs MVP after establishing a then-franchise record with 1,121 rushing yards ... Helped propel the '81 Chiefs to a 9-7 record, the club's first winning season since '73 ... After coming off the bench to record 101 rushing yards in his initial NFL action at New England (10/4/81), ran for 106 yards and registered 104 receiving yards in his initial pro start vs. Oakland (10/11/81) ... His 193-yard outing vs. Houston (11/15/81) remains the seventh-highest single-game rushing output in franchise history ... In just 23 career games, amassed 329 carries for 1,501 yards with three TDs, as well as 33 receptions for 299 yards ... Joined the Chiefs as a second-round draft choice out of Northwestern Louisiana where was a part of the school's NCAA Division I champion 4x100 meter relay team ... Born October 30, 1958 in Henderson, Texas ... Drowned on June 29, 1983 attempting to save the lives of three youngsters in Monroe, La. and was buried on July




DELANEY'S CHIEFS STATISTICS

G-S	Rushing					Receiving					Kickoff Returns				
	No.	Yds.	Avg.	LG	TD	No.	Yds.	Avg.	LG	TD	No.	Yds.	Avg.	LG	TD
23-17	329	1,501	4.6	82	3	33	299	9.1	61	0	1	11	11.0	11	0

Jack Steadman, Administrator, 1960-07

Inducted 2005



The only individual other than Lamar Hunt who was involved with the Texans/Chiefs franchise every year from '60 until the time of Hunt's passing ... Joins Hunt as the only individual other than a player or coach to be inducted in the Chiefs Hall of Fame ... "Jack's contributions to the American Football League, Arrowhead Stadium and the Chiefs franchise have helped positively define the sport in Mid-America," Hunt remarked ... Served in the club's top management position for 29 years as both General Manager from November of '60 to '76 and President from '77 to '88 ... Was instrumental in the franchise's move from Dallas to Kansas City in '63 ... His lobbying efforts for a dual-stadium concept eventually evolved into the Truman Sports Complex, a lasting reminder of his foresight and a project whose design, development and construction he oversaw ... The Chiefs captured three AFL titles as he and head coach Hank Stram guided the franchise's fortunes with the club's finest hour coming with a victory in Super Bowl IV ... Noted for his many charitable and philanthropic efforts, was honored as the "Kansas Citian of the Year" in '88 by the Chamber of Commerce of Greater Kansas City ... Recognized as an innovative and successful businessman, held the post of Chairman of the Board for the franchise from '89-04 and served as Vice Chairman of the Board from 2005-07... Died July 5, 2015 in Kansas City, Mo.

90

Neil Smith, Defensive End 1988-96

Inducted 2006

Was one of the bedrocks upon which the Chiefs defensive dominance of the '90s was built ... Paired with LB Derrick Thomas to forge one of the most feared pass rushing duos in NFL history ... Served as a foundation for a franchise-record string of six straight postseason appearances from '90-95, making nine playoff starts over that span ... Possessed an imposing seven-foot wingspan that helped wreck havoc on opponents and allowed him to make a myriad of momentum-changing plays ... Accumulated 86.5 sacks and 29 forced fumbles in Kansas City – totals that both rank second in Chiefs history behind only Thomas – in addition to blocking five FGs ... Will forever be intrinsically linked with his "little buddy" Thomas, but his individual accomplishments clearly stand on their own merit ... Registered double-digit sacks for four straight seasons from '92-95, leading the team or tying for the team lead with Thomas each of those years ... Voted team MVP following the '92 campaign when he had 14.5 sacks and followed up that performance with a career-high 15.0 sacks in '93 ... Played in 138 regular season games for Kansas City, accumulating 546 tackles (403 solo), three INTs with one TD, 13 fumble recoveries with one TD and 22 passes defended ... Departed Kansas City following the '96 campaign and won a pair of Super Bowl rings with Denver, but it was in Kansas City where his legacy as one of the NFL's most dominant defensive performers of the '90s was clearly solidified ... The Chiefs traded up with Detroit to select Smith with the second overall pick in the '88 NFL Draft ... Was an All-America performer at the University of Nebraska ... Born April 10, 1966 in New Orleans, La.



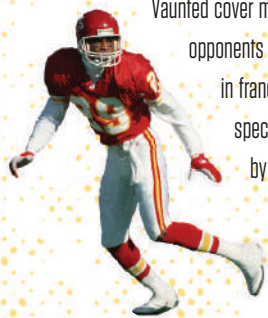
SMITH'S CHIEFS STATISTICS

G-S	Tackles			Fumbles		Sacks		INTs		Passes	QB
	Solo	Asst.	Total	Rec.	For.	No.	Yds	No.	Yds.	Defensed	Pressures
138-127	403	143	546	13	29	86.5	642.5	3	66	22	346

Albert Lewis, Cornerback, 1983-93

Inducted 2007

29



Vaunted cover man was a lynchpin for the league's most decorated secondary unit for over a decade ... Picked off 20 passes during his first four professional campaigns before opponents finally decided it wasn't a good idea to test him ... Four-time Pro Bowl cornerback concluded his Chiefs tenure with 38 career interceptions, the fifth-highest total in franchise history ... In addition to his exemplary coverage skills, possessed tremendous speed off the edge and owned an uncanny ability to stretch out his body on special teams ... Utilized those rare traits to become the most adept kick blocker in franchise history, swatting down a team-record 10 punts, four of which were returned by the Chiefs for a TD ... Named Kansas City's MVP following the '86 season when he accounted for 69 tackles (61 solo), four INTs, two fumble recoveries, a sack and a blocked punt ... Also earned a spot on the Chiefs 25-Year All-Time Team in '87 ... Helped lead the club to five playoff berths and was a member of the '93 squad that reached the AFC Championship Game ... Saw duty in 150 games (128 starts) for the Red and Gold, accumulating 555 tackles (450 solo), 38 INTs, 11 fumble recoveries and 4.5 sacks ... Spent the final five years of his professional career with Oakland, but it was in a Chiefs uniform where he built his reputation as one of the most respected cornerbacks of his era ... Joined the club as a third-round selection in the '83 NFL Draft out of Grambling ... Born October 6, 1960 in Mansfield, La.

LEWIS' CHIEFS STATISTICS

G-S	Interceptions					Tackles				FR	Blocked Punts
	No.	Yds.	Avg.	LG	TD	Solo	Asst.	Total	Sacks		
150-128	38	329	8.7	34	0	450	105	555	4.5	11	10

Curley Culp, Defensive Tackle, 1968-74

Inducted 2008

For bio, see Chiefs in the Pro Football Hall of Fame section.


61

8

Nick Lowery, Kicker, 1980-93

Inducted 2009

The all-time leading scorer in franchise history, accumulated 1,466 career points in 14 seasons with the Red and Gold ... Clutch kicker also holds Chiefs career records for made field goals (329), PATs made (479) and PATs attempted (483) ... Three-time Pro Bowl performer was one of the most accurate long-distance kickers in league history, connecting on a team-record 20 FGs from 50 yards or longer during his illustrious career ... Owns the three longest FGs in Chiefs annals, including a pair of 58-yard efforts ... Registered a team-record 14 game-winning FGs during his tenure in Kansas City, seven of which came from 40 yards or more ... Enjoyed a Pro Bowl campaign in '90 as the Chiefs made the playoffs, setting a franchise single-season record with 34 made FGs and scoring 139 points, the highest tally ever for a Kansas City kicker ... Only P Jerrel Wilson (15) played more seasons and only G Will Shields (224) played in more games in a Chiefs uniform ... Was a member of five Chiefs playoff squads ... Based on his 17-year NFL career totals with New England ('78), Kansas City ('80-93) and the N.Y. Jets ('94-96), ranks eighth in NFL history in made FGs (383) and is 10th in points (1,711) ... Converted 80.2% of his FGs (329 of 410) and 99.3% of his PATs (479 of 483) with Kansas City ... Before landing with the Chiefs as a free agent in '80, had been cut 11 times by eight clubs over a two-year span ... The lone Chiefs player to ever hail from Dartmouth, was involved in efforts that assisted three different U.S. Presidents (Reagan, H.W. Bush and Clinton) ... Was the winner of the '93 Byron "Whizzer" White Award ... Born May 27, 1956 in Munich, Germany.



LOWERY'S CHIEFS STATISTICS

G-S	Field Goals			50-yard FGs	Game-Winning FGs
	Made	Att.	Pct.		
212	329	410	80.2	20	14

Marty Schottenheimer, Head Coach, 1989-98

Inducted 2010




Owning the best winning percentage of any head coach in Chiefs history, became the 40th inductee into the Chiefs Hall of Fame ... Joins Pro Football Hall of Fame enshrinee Hank Stram as only the second coach to be enshrined in this prestigious group ... Compiled a 101-58-1 regular season record at the helm of the Chiefs, giving him a .634 winning percentage ... Won 101 regular season games during his tenure, the highest total during any 10-year span in the franchise's storied 50-year history ... Buffalo (111) was the only AFC club to win more games in the '90s than Kansas City (109) ... Guided Kansas City to seven playoff appearances and coached in 10 postseason contests, the highest totals of any Chiefs head coach ... Led the club to the playoffs seven times in the '90s, making Kansas City one of just three clubs to achieve that feat ... Captured AFC West titles in '93, '95 and '97 in addition to leading Kansas City to its first-ever appearance in the AFC Championship Game following the '93 campaign ... Coached his Chiefs teams to a 62-18 (.775) regular season home record at Arrowhead, marking the third-best home record in the NFL over that 10-year span ... Registered 30 seasons as a coach in the NFL ranks, including 21 seasons as a head coach with Cleveland ('84-88), Kansas City ('89-98), Washington (2001) and San Diego (2002-06) ... Concluded his NFL head coaching tenure with a 200-126-1 (.613) regular season record and 13 playoff appearances ... Only four coaches in NFL history posted more regular season wins and all are enshrined in the Pro Football Hall of Fame – Don Shula (328), George Halas (318), Tom Landry (250) and Curly Lambeau (226) ... One of only five coaches to lead three different clubs to the playoffs in NFL history ... Was a seventh-round selection of Buffalo in the '65 AFL Draft ... Spent six season in the AFL with Buffalo ('65-68) and Boston ('69-70) ... Born September 23, 1943 in Canonsburg, Pa.

Kevin Ross, Cornerback, 1984-93, '97

Inducted 2011

31



Part of a Chiefs secondary that was feared by opposing teams, Kevin Ross patrolled Kansas City's defensive backfield for 10-straight seasons and returned to the Chiefs after a three-year hiatus to finish his career with Kansas City ... Two-time Pro Bowler was an unheard-of seventh-round draft pick in '84 but became a top performer in the league ... Finished his Chiefs career with 156 games played (144 starts) ... Tallied 30 INTs for 551 yards (18.4 avg.), returning two picks for touchdowns ... Produced 826 tackles (620 solo), 4.0 sacks, 30 INTs for 551 yards with two touchdowns, 12 fumble recoveries, 12 forced fumbles, a blocked punt and a blocked field goal ... Earned the nickname "Rock" for his hard-hitting style of play and the punishing blows that he delivered to opponents ... Lined up at primarily cornerback in his first 10 campaigns with Kansas City but moved to safety for his final season in '97 ... Ross started eight postseason contests with the Chiefs, accumulating 44 tackles (37 solo) and a forced fumble ... Earned his first trip to the Pro Bowl following the '89 season after tying for fifth on the team with 75 tackles (57 solo), 13 passes defended, one forced fumble and intercepting a team-high four passes ... Was selected to his second straight Pro Bowl in '90 after pacing the Chiefs with five INTs and 14 passes defended ... Before returning to Kansas City '97, spent time in Atlanta ('94- '95) and San Diego ('96) ... Originally entered the NFL as a seventh-round selection (173rd overall) of Kansas City in the '84 draft ... Born January 16, 1962 in Camden, N.J.

ROSS' CHIEFS STATISTICS

G-S	No.	Yds.	Interceptions			Solos	Asst.	Tackles			
			Avg.	LG	TD			Total	Sacks	FR	FF
156-144	30	551	18.4	99†	2	620	206	826	4.0	12	12

68

Will Shields, Guard, 1993-06

Inducted 2012

For bio, see Chiefs in the Pro Football Hall of Fame section.

Gary Barbaro, Safety, 1976-82

Inducted 2013

26



Ball-hawking safety roamed the Chiefs defensive backfield for seven seasons ... Was one of the most prolific interceptors of the football in the National Football League during his career, recording more interceptions and interception return yards than any other player during that seven-year span ... Set a franchise record by starting all 101 games he played in to begin his career ... Selected to three consecutive Pro Bowls, earning his first trip following the 1980 season ... Honored as the club's Mack Lee Hill Award winner after his rookie season in 1976 and was named the first-ever winner of the team's most valuable player award (now known as the Derrick Thomas Award) for his play in the 1979 season ... Recorded 39 career interceptions for 771 yards (19.8 avg.) ... Returned three of his 39 interceptions for touchdowns, including one for a 102-yard touchdown return vs. Seattle (12/11/77), which still stands as the longest interception return in Chiefs history and ranks him with the fifth-most interception return yards in a single game in franchise history ... His 39 interceptions stand as the fourth-highest total in club history behind Chiefs Pro Football Hall of Fame great Emmitt Thomas (58) and Chiefs Hall of Fame honorees Johnny Robinson (57) and Deron Cherry (50) ... Recorded 10 interceptions in 1980, tying a club record for most interceptions in a single season ... His 771 interception return yards ranks the second-most in team history behind Thomas' 938 yards ... Originally entered the NFL as the Chiefs third-round pick (74th overall) in the 1976 NFL Draft ... Was a two-time all-Gulf South Conference first-team defensive back at Nicholls State, intercepting nine passes in two seasons at Nicholls State ... Born February 11, 1954 in Kenner, La.

CHIEFS 40th ANNIVERSARY TEAM



OFFENSE			DEFENSE		
WR	Otis Taylor	1965-75	DE	Art Still	1978-87
WR	Carlos Carson	1980-89	DE	Neil Smith	1988-96
TE	Fred Arbanas	1962-70	DT	Buck Buchanan	1963-75
T	Jim Tyrer	1961-73	DT	Jerry Mays	1961-70
T	John Alt	1984-96	LB	Willie Lanier	1967-77
G	Ed Budde	1963-76	LB	Bobby Bell	1963-74
G	Will Shields	1993-03	LB	Derrick Thomas	1989-99
C	Jack Rudny	1970-82	CB	Emmitt Thomas	1966-78
QB	Len Dawson	1962-75	CB	Albert Lewis	1983-93
FB	Christian Okoye	1987-92	S	Deron Cherry	1981-91
RB	Ed Podolak	1969-77	S	Johnny Robinson	1960-71

(As selected by Lamar Hunt and Lamar Hunt, Jr. in 1999.)

Priest Holmes, *Running Back, 2001-07*

31

Inducted 2014



Three-time Pro Bowl running back enjoyed a stellar five-year run with Kansas City from 2001-05 before a head and neck injury sustained after a blow to the helmet significantly sidelined him for a majority of his final two seasons in Kansas City ... A sensational, electrifying and productive player, he is one of the most prolific running backs in franchise history ... Started 63 of 65 games he appeared in while donning a KC uniform and either set or still holds numerous club rushing records ... Earned three consecutive Pro Bowl appearances from 2001-03 after joining the team as an unrestricted free agent ... Ranks fourth in team history with 500 total points, the best mark of any non-kicker ... Owns the top two single-season scoring marks in club history with 162 points in 2003 and 144 points in 2002 ... Owns the club record for most career touchdowns with 83 (76 rushing, seven receiving) and owns the top two single-season marks for touchdowns with 27 in 2003 and 24 in 2002 ... In 2002, set a club record scoring touchdowns in 11 consecutive games ... Led the NFL in rushing in 2001 with 1,555 yards, becoming one of just three Chiefs players to ever lead the league in rushing yards ... Owns 1,321 career rushing attempts, the second-best mark in franchise history ... Is the all-time franchise leader with 6,070 rushing yards and is one of just three players in team history with more than 5,500 career rushing yards ... Recorded three seasons with 1,000 or more rushing yards, the second-most in franchise history ... Recorded 24 games of 100 or more rushing yards to rank second in team history, and had nine such games in 2002, the third-best single-season mark in club annals ... Owns 190 rushes of 10 or more yards to rank first in team history, recording 53 in 2002 and 52 in 2001, the top two marks by a Chiefs running back in a single season ... Owns the top two marks for most 10-plus rushes in a game with 10 in 2001 and nine in 2002 ... Owns the franchise's third-best career rushing average of players with at least 400 attempts, averaging 4.60 yards per carry ... His 76 rushing touchdowns are 20 more than the next closest player in franchise history while he owns three of the top five marks for rushing touchdowns in a single season (27 in 2003, 21 in 2002 and 14 in 2004) ... Is tied for first in team history with two separate games of four rushing touchdowns ... Registered 11 consecutive games with a rushing touchdown in 2002 and eight straight games with a rushing touchdown in 2004 ... Totaled 251 career receptions, the third-best mark by a Chiefs running back and owns the top two single-season marks for receptions by a running back with 74 in 2003 and 70 in 2002 ... Owns 2,377 career receiving yards to rank fourth in team history and has three of the top five single-season marks for receiving yards by a running back ... His five career games of 100 or more receiving yards by a running back ties Abner Haynes for the team record ... Is the franchise's all-time leader in attempts from scrimmage with 1,572 (1,321 rushing, 251 receiving) and is second in club annals with 8,447 scrimmage yards (6,070 rushing, 2,377 receiving) ... He holds the team single-season record for yards from scrimmage with 2,287 in 2002 and is one of just two players in franchise history to record 300 or more yards from scrimmage in a single game (307 at Seattle on Nov. 24, 2002) ... Originally entered the NFL as an undrafted free agent out of Houston with the Baltimore Ravens in 1997 ... Joined the Chiefs as an unrestricted free agent from Baltimore in 2001 ... Born October 7, 1973 in Fort Smith, Ark.

HOLMES' CHIEFS STATISTICS


G-S	Rushing					Receiving				
	No.	Yds.	Avg.	LG	TD	No.	Yds.	Avg.	LG	TD
65-63	1,321	6,070	4.6	56	76	251	2,377	9.5	67†	7

24

Gary Green, *Cornerback, 1977-83*

Inducted 2015

Spent seven productive seasons with the Chiefs before being traded to the Los Angeles Rams ... Represented the Chiefs in three Pro Bowls ... Appeared in 100 games (99 starts in Kansas City ... Recorded 24 interceptions returned for 330 yards, including one for 42 yards and a touchdown ... Tallied 10 fumble recoveries ... Also contributed significantly to special teams and owns nine career blocked kicks (2 blocked punts, 3 blocked field goals and 4 blocked extra-points) ... Completed the trifecta in 1980 when he blocked a punt, a field goal and an extra point in the same season ... Garnered the club's MVP award in 1982 and was also named an All-Pro cornerback three consecutive years (1981-83) ... Earned the Mack Lee Hill Award his rookie season ... Originally entered the NFL as the Chiefs first-round pick (10th overall) in the 1977 NFL Draft ... A standout collegiate player for Baylor University (1973-77) ... Earned consensus All-America honors and was inducted into Baylor's Hall of Fame in 1989 ... Enshrined into the San Antonio Sports Hall of Fame in 1999 and the San Antonio



GREEN'S CHIEFS STATISTICS

G-S	Interceptions					
	No.	Yds.	Avg.	LG	TD	FR
100-9	24	330	13.8	57	1	10

49

Tony Richardson, *Fullback, 1995-05*

Inducted 2016

Lead-blocker for some of the best offensive years in Chiefs history, the three-time Pro Bowler Richardson spent 11 seasons in Kansas City's backfield, blocking for two of the best running backs in franchise history ... He played in 163 games (95 starts) ... Rushed for 1,576 yards and hauled in 1,298 receiving yards ... Totaled 24 touchdowns during his time in Kansas City ... Helped pave the way for four individual 1,000-yard rushing seasons ... Added to a rushing offense that led the league in yards (2,222) in 1995 ... With Richardson as his lead blocker, Chiefs RB Larry Johnson ran for 1,750 yards in 2005, the second-highest single-season total in franchise history ... Additionally, Richardson blocked for RB Priest Holmes, who ended his career as the franchise's all-time leading rusher ... The 2004 Chiefs set the NFL single-season record with 398 first downs as well as leading the league in total offense for the first time in club history, averaging 418.4 yards per game ... Came to the Chiefs in 1995 after one season on the Cowboys practice squad ... He played collegiately at Auburn, where he was the second true freshman to ever start his first career game for the Tigers under Pat Dye ... Ran for 715 yards and nine touchdowns while also blocking for two-time All-SEC running back James Bostic ... Richardson grew up in Germany and did not play football until attending high school in Alabama ... Received his Bachelor of Education degree in 2000 and his MBA in 2004 from Webster University ... Chiefs Ed Block Courage Award winner in 2001 ... Team's NFL Man of the Year nominee in 2002 ... Inducted into the Missouri Sports Hall of Fame in 2013 ... Born December 17, 1971 in Frankfurt, West Germany.




RICHARDSON'S CHIEFS STATISTICS

G-S	Rushing					Receiving				
	No.	Yds.	Avg.	LG	TD	No.	Yds.	Avg.	LG	TD
163-95	395	1,576	4.0	33	15	177	1,298	7.3	47	9

Carlos Carson, *Wide Receiver, 1980-89*

Inducted 2017

88



Carson spent 10 years on Kansas City's roster (1980-89) playing under Pro Football Hall of Fame Head Coach Marv Levy (1980-82) as well as head coaches John Mackovic (1983-86), Frank Gansz (1987-88) and Chiefs Hall of Fame Coach Marty Shottenheimer (1989) ... While with the Chiefs, he saw action in 120 games (91 starts) ... He recorded 6,360 receiving yards (fifth most in team history), 352 career receptions and 33 total touchdowns ... Carson had his best season in 1983, where he started all 16 games and recorded career-highs in receiving yards (1,351), receptions (80) and touchdowns (7) ... His 1,351 receiving yards fell just shy of Philadelphia WR Mike Quick (1,409) for most receiving yards that season in the NFL ... His 352 career receptions rank sixth all-time in Chiefs history among wide receivers and eighth among all positions ... Carson was drafted by the Kansas City Chiefs in the fifth round (114th overall) of the 1980 NFL Draft after three successful seasons at Louisiana State University (1977-79) ... In his first-career start against Rice he connected with QB Steve Ensminger for the second-longest pass in school history at 82 yards ... He went on to record five receiving touchdowns that game, setting a school record that stands to this day ... He ranks tied for first in most total touchdowns in a game alongside RB Kevin Faulk (1997) and RB Leonard Fournette (2015) ... As a Tiger, he recorded 89 receptions, 1,728 receiving yards and 15 touchdowns, while earning a degree in physical education ... Born December 28, 1958 in Lake Worth, Fla.

CARSON'S CHIEFS STATISTICS

G	Receiving					Kick Returns				
	No.	Yds.	Avg.	LG	TD	No.	Yds.	Avg.	LG	TD
120	353	6,360	18.3	81†	33	57	1,246	21.9	48	0

88

Tony Gonzalez, *Tight End, 1997-08*

Inducted 2018

For bio, see Chiefs in the Pro Football Hall of Fame section.

MACK LEE HILL & DERRICK THOMAS AWARDS



Each year since 1966, Chiefs players have selected a recipient for the Mack Lee Hill Award. It is a tribute to the late Mack Lee Hill, an outstanding running back who played for the Chiefs in 1964 and 1965. He was described as a man who played as much with his heart as he did with his driving legs in the early days of the American Football League.

In memory and tribute to Hill, the award is presented annually to the Chiefs rookie or first-year player who, as the inscription on the trophy reads - "Presented by his teammates in the spirit of the late Mack Lee Hill." In selecting the recipient, the Chiefs veterans look for a first-year player who has displayed the spirit and attitude of Mack Lee Hill.



MACK LEE HILL AWARD

1966	RB Mike Garrett	1994	WR Lake Dawson
1967	K Jan Stenerud	1995	WR Tamarick Vanover
1968	RB Robert Holmes	1996	S Reggie Tongue
1969	CB Jim Marsalis	1997	TE Tony Gonzalez
1970	C Jack Rudnay	1998	T Victor Riley
1971	WR Elmo Wright	1999	LB Mike Maslowski
1972	WR Larry Marshall	2000	S Greg Wesley
1973	TE Gary Butler	2001	DT Eric Downing
1974	RB Woody Green	2002	LB Scott Fujita
1975	TE Walter White	2003	LB Kawika Mitchell
1976	S Gary Barbaro		DE Jimmy Wilkerson
1977	CB Gary Green	2004	DE Jared Allen
1978	NT Don Parrish	2005	LB Derrick Johnson
1979	P Bob Grupp	2006	DE Tamba Hali
1980	CB Eric Harris	2007	WR Dwayne Bowe
1981	S Lloyd Burruss	2008	CB Maurice Leggett
1982	C Les Studdard	2009	K Ryan Succop
1983	T David Lutz	2010	S Eric Berry
1984	CB Kevin Ross	2011	LB Justin Houston
1985	RB Jeff Smith	2012	DT Dontari Poe
1986	LB Dino Hackett	2013	CB Marcus Cooper
1987	RB Christian Okoye	2014	RB/WR D.Thomas
1988	RB James Saxon	2015	CB Marcus Peters
1989	LB Derrick Thomas	2016	WR Tyreek Hill
1990	LB Percy Snow	2017	RB Kareem Hunt
1991	LB Tracy Simien	2018	OL Andrew Wylie
1992	WR Willie Davis	2019	WR Mecole Hardman
1993	G Will Shields		

For the past 39 years the Chiefs have upheld a tradition of selecting the club's Most Valuable Player. Named in honor of the late Derrick Thomas, this Chiefs custom is especially meaningful for its recipients not only because of the man that it is named in honor of, but also because it is selected by a vote of their peers. Thomas was the heart and soul of the Kansas City defense from 1989-99.

One of the most popular figures in Chiefs history, Thomas was posthumously enshrined in the Pro Football Hall of Fame in 2009. A member of the Hall of Fame's NFL All-Decade Team of the 1990s, Thomas was the cornerstone around whom the Chiefs franchise was rebuilt.



DERRICK THOMAS AWARD

1979	S Gary Barbaro	2001	RB Priest Holmes
1980	DE Art Still	2002	RB Priest Holmes
1981	RB Joe Delaney	2003	QB Trent Green
1982	CB Gary Green	2004	QB Trent Green
1983	QB Bill Kenney	2005	RB Larry Johnson
1984	DE Art Still	2006	RB Larry Johnson
1985	S Lloyd Burruss		
1986	CB Albert Lewis	2007	DE Jared Allen
1987	WR Carlos Carson	2008	TE Tony Gonzalez
1988	S Deron Cherry	2009	RB Jamaal Charles
1989	RB Christian Okoye	2010	RB Jamaal Charles
1990	QB Steve DeBerg	2011	LB Derrick Johnson
1991	LB Derrick Thomas	2012	RB Jamaal Charles
1992	DE Neil Smith	2013	RB Jamaal Charles
1993	RB Marcus Allen	2014	LB Justin Houston
1994	LB Derrick Thomas	2015	S Eric Berry
1995	RB Marcus Allen		QB Alex Smith
1996	S Mark Collins	2016	S Eric Berry
1997	WR Andre Rison	2017	QB Alex Smith
1998	G/T Glenn Parker	2018	QB Patrick Mahomes
1999	LB Marvonus Patton	2019	S Tyrann Mathieu
2000	WR Derrick Alexander		

NFL MAN OF THE YEAR AWARD



Willie Lanier (1972) – Following his selection as the '72 Man of the Year, five \$4,000 college scholarships were presented in Lanier's name ... Was actively involved in a campaign to prevent drug abuse and attended the President's Drug Abuse Council in Washington, D.C. in '71 ... "Drugs are one of the worst things that could happen to a potential genius or a mind of someone who could offer a lot to society," Lanier said in '72 ... Played a prominent role with the American Cancer Society in Kansas City and was Chairman of a \$100,000 capital campaign for the Boys & Girls Clubs of Greater Kansas City ... Has awarded over \$550,000 in scholarships to Morgan State University and public school students in Richmond, Virginia dating back to '86.



Len Dawson (1973) – Selected by a vote of NFL fans as the '73 Man of the Year ... Said Dawson at the time, "If we have the opportunity, we can't turn our backs on people. We can do two things with children – help them or hinder them. I want to help." ... Was actively involved in numerous charitable endeavors, including the March of Dimes and the Missouri Driving Safety Program ... Served as the '72 Missouri Chairman for the "I Quit" anti-smoking campaign sponsored by the American Cancer Society ... Was also a longtime chairman of the Chiefs Huddle Club which sponsored various youth activities ... Every year since '77 he has awarded the "Len Dawson Scholarship" to a Kansas City area high school senior.

Derrick Thomas (1993) – Through his "Third and Long Foundation" helped promote children's literacy in Kansas City ... Started an inner-city reading program and read to children at local libraries each Saturday prior to home games ... Was designated by President George H.W. Bush as the "832nd point of light" ... Also selected as the winner of the Byron "Whizzer" White Humanitarian Award in '95 by the NFL Players Association ... Thomas' father Air Force Captain Robert Thomas was shot down on a B-52 mission in Vietnam, leading Thomas to become an avid supporter of veterans and military personnel ... He was the recipient of the Veterans of Foreign Wars Hall of Fame Award in '99.



Will Shields (2003) – Formed the "Will to Succeed Foundation" with his wife Senia in '93. To date, the foundation has benefited more than 100,000 individuals ... Primary foundation benefactors include children's agencies, centers for abused and neglected women and children ... The foundation also promotes literacy and creativity initiatives ... Was the inaugural winner of *Pro Football Weekly's* Arthur S. Arkush Humanitarian Award in '99 and was named the 2001 NFL Good Guy of the Year by *The Sporting News* ... The Shields are also members of the Mid-America Education Hall of Fame and were the first NFL couple recognized for their charitable efforts by The Citizenship Through Sports Alliance.

Brian Waters (2009) – Four-time Pro Bowler became Kansas City's fifth NFL Man of the Year honoree after forming the "Brian Waters 54 Foundation" in 2004 ... Since its inception, tens of thousands of children and families in the Greater Kansas City area as well as the state of Texas have been positively impacted ... To date, his foundation has awarded 82 college scholarships to low-income students ... His back-to-school program provides backpacks full of school supplies, as well as haircuts, uniforms, shoes, immunizations and dental care, benefitting thousands of children ... The 54 Foundation partners with more than 20 different agencies annually.



AFC-NFC PRO BOWL SELECTIONS



1970
(January 24, 1971)

Bobby Bell, LB
Buck Buchanan, DT
Ed Budde, G
Curley Culp, DT
Willie Lanier, MLB
Jim Marsalis, CB
Jerry Mays, DE
Johnny Robinson, S
Jan Stenerud, K
Jim Tyrer, T
Jerrel Wilson, P

1971
(January 23, 1972)

Bobby Bell, LB
Buck Buchanan, DT
Ed Budde, G
Curley Culp, DT
Len Dawson, QB
Willie Lanier, MLB**
Jan Stenerud, K*
Otis Taylor, WR
Emmitt Thomas, CB
Jim Tyrer, T
Jerrel Wilson, P

1972
(January 21, 1973)

Bobby Bell, LB
Ed Budde, G
Willie Lanier, MLB
Otis Taylor, WR
Emmitt Thomas, CB
Jerrel Wilson, P

1973
(January 20, 1974)

Willie Lanier, MLB
Jack Rudnay, C

1974
(January 20, 1975)

Willie Lanier, MLB
Jack Rudnay, C
Emmitt Thomas, CB

KEY

BOLD Denotes Starter
*Outstanding Off. Player
**Outstanding Def. Player

1975
(January 26, 1976)

Willie Lanier, MLB
Jack Rudnay, C
Jan Stenerud, K
Emmitt Thomas, CB

1976
(January 17, 1977)

Jack Rudnay, C

1979
(January 27, 1980)

Bob Grupp, P

1980
(February 1, 1981)

Gary Barbaro, S
J.T. Smith, KR
Art Still, DE

1981
(January 31, 1982)

Gary Barbaro, S
Joe Delaney, RB
Gary Green, CB
Nick Lowery, K
Art Still, DE

1982
(February 6, 1983)

Gary Barbaro, S
Art Still, DE
Gary Green, CB

1983
(January 29, 1984)

Carlos Carson, WR
Deron Cherry, S
Gary Green, CB
Bill Kenney, QB

1984
(January 27, 1985)

Deron Cherry, S
Art Still, DE

1985
(February 2, 1986)

Deron Cherry, S

1986
(February 1, 1987)

Lloyd Burruss, S
Deron Cherry, S
Bill Maas, DT

1987
(February 7, 1988)

Carlos Carson, WR
Deron Cherry, S
Albert Lewis, CB
Bill Maas, DT

1988
(January 29, 1989)

Deron Cherry, S
Dino Hackett, LB
Albert Lewis, CB

1989
(February 4, 1990)

Albert Lewis, CB
Christian Okoye, RB
Kevin Ross, CB
Derrick Thomas, LB

1990
(February 3, 1991)

Albert Lewis, CB
Nick Lowery, K
Kevin Ross, CB
Derrick Thomas, LB

1991
(February 2, 1992)

Christian Okoye, RB
Neil Smith, DE
Derrick Thomas, LB

1992
(February 7, 1993)

John Alt, T
Nick Lowery, K
Neil Smith, DE
Derrick Thomas, LB

1993
(February 6, 1994)

Marcus Allen, RB
John Alt, T
Joe Montana, QB
Neil Smith, DE
Derrick Thomas, LB

1994
(February 5, 1995)

Dale Carter, CB
Neil Smith, DE
Derrick Thomas, LB

1995
(February 4, 1996)

Kimble Anders, FB
Steve Bono, QB
Dale Carter, CB
Dan Saleaumua, DT
Will Shields, G
Neil Smith, DE
Derrick Thomas, LB

1996
(February 2, 1997)

Kimble Anders, FB
Dale Carter, CB
Will Shields, G
Derrick Thomas, LB

1997
(February 1, 1998)

Kimble Anders, FB
Dale Carter, CB
James Hasty, CB
Andre Rison, WR
Will Shields, G
Derrick Thomas, LB

1998
(February 7, 1999)

Will Shields, G

1999
(February 6, 2000)

Tony Gonzalez, TE
Tim Grunhard, C
James Hasty, CB
Will Shields, G

2000
(February 4, 2001)

Tony Gonzalez, TE
Elvis Grbac, QB
Will Shields, G

2001
(February 9, 2002)

Tony Gonzalez, TE
Priest Holmes, RB
Will Shields, G

AFC-NFC PRO BOWL SELECTIONS



2002

(February 2, 2003)

Tony Gonzalez, TE
Dante Hall, KR
Priest Holmes, RB
Willie Roaf, T
Will Shields, G

2003

(February 8, 2004)

Tony Gonzalez, TE
Trent Green, QB
Dante Hall, KR
Priest Holmes, RB
Tony Richardson, FB
Willie Roaf, T
Will Shields, G
Gary Stills, ST
Jerome Woods, S

2004

(February 13, 2005)

Kendall Gammon, LS
Tony Gonzalez, TE
Tony Richardson, FB
Willie Roaf, T
Will Shields, G
Brian Waters, G

2005

(February 12, 2006)

Tony Gonzalez, TE
Trent Green, QB
Larry Johnson, RB
Willie Roaf, T
Will Shields, G
Brian Waters, G

2006

(February 10, 2007)

Tony Gonzalez, TE
Larry Johnson, RB
Will Shields, G
Brian Waters, G

2007

(February 10, 2008)

Jared Allen, DE
Tony Gonzalez, TE

2008

(February 8, 2009)

Tony Gonzalez, TE
Brian Waters, G

2010

(January 30, 2011)

Eric Berry, S
Dwayne Bowe, WR
Matt Cassel, QB
Jamaal Charles, RB
Brian Waters, G

2011

(January 29, 2012)

Tamba Hali, LB
Derrick Johnson, LB

2012

(January 27, 2013)

Eric Berry, S
Jamaal Charles, RB
Dustin Colquitt, P
Tamba Hali, LB
Justin Houston, LB
Derrick Johnson, LB

2013

(January 26, 2014)

Branden Albert, T
Eric Berry, S
Jamaal Charles, RB
Brandon Flowers, CB
Tamba Hali, LB
Justin Houston, LB
Derrick Johnson, LB**
Dexter McCluster, KR
Dontari Poe, DT
Alex Smith, QB

2014

(January 25, 2015)

Tamba Hali, LB
Jamaal Charles, RB
Justin Houston, LB
Dontari Poe, DT

2015

(January 31, 2016)

Eric Berry, S
Tamba Hali, LB
Justin Houston, LB
Derrick Johnson, LB
Travis Kelce, TE
Marcus Peters, CB

2016

(January 29, 2017)

Marcus Peters, CB
Eric Berry, S
Tyreek Hill, WR
Travis Kelce, TE*
D.J. Alexander, LB
Alex Smith, QB
Dustin Colquitt, P

2017

(January 28, 2018)

Alex Smith, QB
Travis Kelce, TE
Kareem Hunt, RB
Tyreek Hill, PR/WR

2018

(January 27, 2019)

Patrick Mahomes, QB*
Anthony Sherman, FB
Travis Kelce, TE
Tyreek Hill, WR
Eric Fisher, T
Dee Ford, OLB

2019

(January 26, 2020)

Patrick Mahomes, QB
Travis Kelce, TE
Tyreek Hill, WR
Frank Clark, DE
Chris Jones, DT
Mecole Hardman, KR/WR

KEY

BOLD Denotes Starter
*Outstanding Off. Player
**Outstanding Def. Player

ALL-TIME HONORS



Walter Payton NFL Man of the Year

1972 Willie Lanier 1973 Len Dawson
1993 Derrick Thomas 2003 Will Shields
2009 Brian Waters

Executive of the Year

2010 Scott Pioli (PFW/PFWA)
2013 John Dorsey (PFW/PFWA)

Coach of the Year

1968 AFL Hank Stram (UPI, PFW)
1997 NFL Marty Schottenheimer (USA)
2016 NFL Andy Reid (Sporting News)

NFL Alumni Order of the Leather Helmet

1981 Lamar Hunt
2004 Dick Vermeil

Maxwell Club Earl "Greasy" Neale Award

2003 NFL Dick Vermeil

NFL MVP

2018 Patrick Mahomes (AP, PFWA)

AFL Player of the Year

1960 Abner Haynes (UPI, TSN)
1962 Len Dawson (TSN)

AFL Comeback Player of the Year

1964 Abner Haynes (AP)

Offensive Player of the Year

1971 NFL Otis Taylor (PFW)
2002 NFL Priest Holmes (AP, SI)
2018 NFL Patrick Mahomes (AP, PFWA, SI)

Rookie of the Year

1962 AFL Curtis McClinton (UPI, TSN)
1981 AFC Joe Delaney (UPI)
1992 NFL Dale Carter (FW)
AFC Dale Carter (UPI)

Defensive Rookie of the Year

1969 AFL Jim Marsalis (PFW)
1984 NFL Bill Maas (AP)
1989 NFL Derrick Thomas (AP, PFW)
1992 NFL Dale Carter (AP, PFW)
2015 NFL Marcus Peters (AP, PFW)

The Sporting News Sportsman of the Year

2003 Dick Vermeil

NFL 75th Anniversary Team

LB Willie Lanier K Jan Stenerud

Super Bowl Silver Anniversary Team

K Jan Stenerud

PFW Golden Toe Award

1979 Bob Grupp
1990 Nick Lowery
1997 Pete Stoyanovich

101 AFC Offensive Player of the Year

1989 Christian Okoye
2018 Patrick Mahomes

101 AFL/AFC Coach of the Year

1969 AFL Hank Stram
1995 AFC Marty Schottenheimer
1997 AFC Marty Schottenheimer
2010 AFC Todd Haley
2013 AFC Andy Reid
2015 AFC Andy Reid

101 AFL/AFC Defensive Player of the Year

1969 Bobby Bell 1971 Willie Lanier
1986 Deron Cherry 1991 Derrick Thomas

PFW Humanitarian of the Year

1999 Will Shields
2003 Tony Richardson

Comeback Player of the Year

1990 Barry Word (PFW)
1993 Marcus Allen (PFW)
2015 Eric Berry (PFW, AP)

Phil Simms All-Iron Team (1999-04)

2000 TE Tony Gonzalez
2001 RB Priest Holmes
2002 DE Eric Hicks
RB Priest Holmes
2003 WR Dante Hall

All-Madden Team (1984-01)

1992 CB Kevin Ross
DE Neil Smith
1993 QB Joe Montana
LB Derrick Thomas
1994 QB Joe Montana
LB Derrick Thomas
1995 DT Dan Saleaumua
1997 WR Andre Rison
G Dave Szott
LB Derrick Thomas
1998 C Tim Grunhard
CB James Hasty

**PRO FOOTBALL HALL OF FAME
ALL-DECADE TEAMS**

1960s

TE Fred Arbanas
LB Bobby Bell
DT Buck Buchanan
G Ed Budde
RB Clem Daniels
QB Len Dawson
CB Dave Grayson
RB Abner Haynes
RB Paul Lowe
DE Jerry Mays
S Johnny Robinson
T Jim Tyrer
P Jerrell Wilson

1970s

LB Bobby Bell
P Jerrel Wilson

1980s

S Deron Cherry
C Mike Webster

1990s

DE Neil Smith
LB Derrick Thomas

2000s

TE Tony Gonzalez
KR Dante Hall
CB Ty Law
T Willie Roaf
G Will Shields

2010s

S Eric Berry
PR Tyreek Hill
TE Travis Kelce
DB Tyrann Mathieu
RB LeSean McCoy
CB Darrelle Revis

All-Rookie Teams

1974 T Charlie Getty (FW)
1977 CB Gary Green (FW)
1984 CB Kevin Ross (FW)
1986 OLB Tim Cofield (FW)
ILB Dino Hackett (UPI)
T Brian Jozwiak (FW, UPI)
1987 RB Christian Okoye (FW)
1989 LB Derrick Thomas (FW, UPI)
1990 P Bryan Barker (UPI)
C Tim Grunhard (FW, UPI)
ILB Percy Snow (FW, UPI)
G Dave Szott (FW, UPI)

1992 CB/PR Dale Carter (FW)
1993 G Will Shields (FW)
1995 PR/KR Tamarick Vanover (FW)
1997 TE Tony Gonzalez (PFW, FW)
2000 CB Pat Dennis (PFW)
WR Sylvester Morris (PFW, FN)
S Greg Wesley (PFW, FN, FD)
2002 LB Scott Fujita (PFW)
2004 DE Jared Allen (PFW)
2006 DE Tamba Hali (PFW)
S/ST Bernard Pollard (PFW)
2007 WR Dwayne Bowe (PFW)
2008 CB Brandon Flowers (PFW)
2009 DE Tyson Jackson (PFW)
K Ryan Succop (PFW)
2010 S Eric Berry (PFW/PFWA/Sporting News)
2015 C Mitch Morse (PFWA)
CB Marcus Peters (PFWA)
2016 DL Chris Jones (PFWA)
WR Tyreek Hill (PFWA)
2017 RB Kareem Hunt (PFWA)
K Harrison Butker (PFWA)
2018 KR Tremon Smith (PFWA)
2019 S Juan Thornhill (PFWA)
KR Mecole Hardman (PFWA)

AFC PLAYER OF THE MONTH HONOREES

**(1990-19)
OFFENSE**

Year	Player	Month
1990	QB Steve DeBerg	September
1991	RB Christian Okoye	October
	RB Barry Word	December
2002	RB Priest Holmes	October
2004	RB Priest Holmes	October
2005	RB Larry Johnson	November
	RB Larry Johnson	December/January
2010	QB Matt Cassel	November
2017	RB Kareem Hunt	September
2018	QB Patrick Mahomes	September
2019	QB Patrick Mahomes	September

DEFENSE

Year	Player	Month
1990	LB Derrick Thomas	November
1991	DE Neil Smith	September
1995	CB James Hasty	September
	DE Neil Smith	October
1997	S Jerome Woods	November
	LB Derrick Thomas	December
2007	DE Jared Allen	October
2013	LB Justin Houston	September
2018	LB Dee Ford	October
2018	DL Chris Jones	November
2019	S Tyrann Mathieu	December

SPECIAL TEAMS

Year	Player	Month
1997	K Pete Stoyanovich	December
1995	WR Tamarick Vanover	October
	WR Tamarick Vanover	December
2003	WR Dante Hall	September
2013	WR Dexter McCluster	December
2016	K Cairo Santos	November
	WR Tyreek Hill	December
2017	K Harrison Butker	October, December
2019	K Harrison Butker	November

Players By Times Honored (Player of the Month Awards)

3	Harrison Butker	1	James Hasty
2	Priest Holmes		Tyreek Hill
	Larry Johnson		Justin Houston
	Patrick Mahomes		Kareem Hunt
	Neil Smith		Chris Jones
	Derrick Thomas		Dexter McCluster
	Tamarick Vanover		Chritian Okoye
1	Jared Allen		Cairo Santos
	Matt Cassel		Pete Stoyanovich
	Steve DeBerg		Jerome Woods
	Dee Ford		Barry Word
	Dante Hall		

OFFENSIVE ROOKIE OF THE MONTH

Year	Player	Month
2017	RB Kareem Hunt	September, December

DEFENSIVE ROOKIE OF THE MONTH

Year	Player	Month
2010	S Eric Berry	December/January
2015	CB Marcus Peters	December

AFC PLAYER OF THE WEEK HONOREES (1984-19)

OFFENSE

Year	Player	Week #
1984	WR Henry Marshall	15
1985	WR Stephone Paige	16
1988	QB Steve DeBerg	3
1989	RB Christian Okoye	5
1991	QB Steve DeBerg	9
	WR J.J. Birden	17
1992	QB Dave Krieg	6
1993	QB Joe Montana	1
	QB Joe Montana	7
	QB Joe Montana	13
	QB Joe Montana	Div. Playoffs
1994	QB Joe Montana	2
	QB Joe Montana	7

RB	Marcus Allen	17
1995	QB Steve Bono	1
1996	RB Marcus Allen	3
1997	QB Elvis Grbac	2
2000	QB Elvis Grbac	3
2001	RB Priest Holmes	3
	RB Priest Holmes	13
2002	QB Trent Green	4
	RB Priest Holmes	5
2003	QB Trent Green	6
2004	RB Priest Holmes	4
	G Brian Waters	7
	RB Derrick Blaylock	10
2005	RB Larry Johnson	11
	RB Larry Johnson	16
	RB Larry Johnson	17
2006	QB Damon Huard	5
	RB Larry Johnson	8
2010	WR Dwayne Bowe	16
2012	RB Jamaal Charles	3
	QB Brady Quinn	13
2013	RB Jamaal Charles	15
2014	RB Jamaal Charles	4
2016	WR Tyreek Hill	12
2017	QB Alex Smith	1
2018	QB Patrick Mahomes	1
	QB Patrick Mahomes	2
	RB Kareem Hunt	9
2019	QB Patrick Mahomes	2

DEFENSE

Year	Player	Week #
1984	DE Mike Bell	2
1985	LB Gary Spani	2
	S Deron Cherry	4
1986	DE Art Still	3
	SS Lloyd Burruss	7
	DE Art Still	14
	FS Deron Cherry	15
1988	CB Albert Lewis	11
1989	LB Derrick Thomas	2
	DE Leonard Griffin	12
1990	CB Kevin Ross	3
	DE Bill Maas	6
	CB Albert Lewis	9
	LB Derrick Thomas	10
1991	CB Albert Lewis	1
	LB Derrick Thomas	6
	LB Derrick Thomas	11
	LB Tracy Simien	14
	S Deron Cherry	Wild Card Playoffs
1992	LB Derrick Thomas	10
1993	DE Neil Smith	5
	DT Dan Saleaumua	10
1994	LB Derrick Thomas	2
	DE Neil Smith	16
1995	S Brian Washington	14

1996	LB	Derrick Thomas	2
	S	Mark Collins	2
1997	S	Jerome Woods	5
	LB	Anthony Davis	10
1998	LB	Derrick Thomas	1
1999	CB	James Hasty	7
	CB	Cris Dishman	12
	LB	Donnie Edwards	15
2002	LB	Mike Maslowski	8
2005	DE	Jared Allen	6
2008	LB	Derrick Johnson	4
2009	S	Mike Brown	10
	LB	Derrick Johnson	17
2010	LB	Tamba Hali	3
	LB	Derrick Johnson	15
2011	CB	Brandon Flowers	7
	LB	Derrick Johnson	8
2013	LB	Justin Houston	1
	LB	Justin Houston	3
	LB	Tamba Hali	6
	LB	Tamba Hali	14
2015	S	Tyvon Branch	13
	CB	Marcus Peters	15
2016	CB	Marcus Peters	3
	S	Eric Berry	10
	S	Eric Berry	13
2017	DE	Chris Jones	2
	CB	Marcus Peters	15
2018	LB	Dee Ford	8

SPECIAL TEAMS

Year	Player	Week #	
1995	WR	Tamarick Vanover	1
	WR	Tamarick Vanover	8
	WR	Tamarick Vanover	17
	P	Louie Aguiar	5
1997	WR	Tamarick Vanover	3
	WR	Tamarick Vanover	12
	K	Pete Stoyanovich	16
	WR	Tamarick Vanover	17
1998	K	Pete Stoyanovich	3
2002	WR	Dante Hall	14
	K	Michael Husted	16
2003	WR	Dante Hall	2
	WR	Dante Hall	3
	WR	Dante Hall	4
	WR	Dante Hall	5
2004	WR	Dante Hall	15
	WR	Dante Hall	16
2005	K	Lawrence Tynes	7
2006	K	Lawrence Tynes	5
	S	Bernard Pollard	17
2007	K	Dave Rayner	4
2008	CB	Maurice Leggett	13
2009	RB	Jamaal Charles	11
2010	WR	Dexter McCluster	1
2011	K	Ryan Succop	4
	K	Ryan Succop	15

2013	PR	Dexter McCluster	4
	K	Ryan Succop	8
2014	FB	Anthony Sherman	10
	RB/WR	De'Anthony Thomas	15
2015	P	Dustin Colquitt	11
	LB	D.J. Alexander	17
2016	WR	Tyreek Hill	14
	WR	Tyreek Hill	17
2017	K	Harrison Butker	8
	K	Harrison Butker	16
2019	K	Harrison Butker	9
	WR	Mecole Hardman	17

PEPSI/DIET PEPSI ROOKIE OF THE WEEK (2004-19)

Year	Player	Week #	
2007	WR	Dwayne Bowe	3
	WR	Dwayne Bowe	4
2010	WR	Dexter McCluster	1
	TE	Tony Moeaki	3
2017	RB	Kareem Hunt	1

Players By Times Honored (Player of the Week Awards)

11	Derrick Thomas	1	Mike Brown
7	Dante Hall		Lloyd Burruss
6	Joe Montana		Mark Collins
	Tamarick Vanover		Dustin Colquitt
4	Jamaal Charles		Anthony Davis
	Priest Holmes		Cris Dishman
	Derrick Johnson		Donnie Edwards
	Larry Johnson		Brandon Flowers
3	Harrison Butker		Dee Ford
	Deron Cherry		Mecole Hardman
	Tamba Hali		James Hasty
	Tyreek Hill		Damon Huard
	Albert Lewis		Kareem Hunt
	Patrick Mahomes		Michael Husted
	Ryan Succop		Chris Jones
2	Marcus Allen		Dave Krieg
	Eric Berry		Maurice Leggett
	Steve DeBerg		Bill Maas
	Elvis Grbac		Henry Marshall
	Trent Green		Mike Maslowski
	Justin Houston		Christian Okoye
	Dexter McCluster		Stephone Paige
	Marcus Peters		Marcus Peters
	Neil Smith		Bernard Pollard
	Art Still		Brady Quinn
	Pete Stoyanovich		Dave Rayner
	Lawrence Tynes		Kevin Ross
1	Louie Aguiar		Dan Saleaumua
	Jared Allen		Anthony Sherman
	D.J. Alexander		Tracy Simien
	Mike Bell		Alex Smith
	J.J. Birden		Gary Spani
	Derrick Blaylock		De'Anthony Thomas
	Steve Bono		Brian Waters
	Dwayne Bowe		Brian Washington
	Tyvon Branch		Jerome Woods

FEDEX NFL PLAYER OF THE WEEK

Year	Player	Week #
2009	Jamaal Charles (Ground)	17
2010	Jamaal Charles (Ground)	8
	Matt Cassel (Air)	12
2012	Jamaal Charles (Ground)	3
	Jamaal Charles (Ground)	16
2013	Jamaal Charles (Ground)	5
2017	Kareem Hunt (Ground)	1
	Alex Smtih (Air)	1
	Kareem Hunt (Ground)	3
	Alex Smith (Air)	13
2018	Patrick Mahomes (Air)	2
	Patrick Mahomes (Air)	7
	Patrick Mahomes (Air)	8
	Kareem Hunt (Ground)	9
2019	Patrick Mahomes (Air)	2

FEDEX NFL PLAYER OF THE YEAR (2004-19)

Year	Player	Ground/Air
2010	Jamaal Charles	Ground
2018	Patrick Mahomes	Air

ED BLOCK COURAGE AWARD

Dating back to 1983, the Ed Block Courage Award has annually honored one player from every NFL team who exemplifies commitment to the principles of sportsmanship and courage. Named in honor of longtime Colts athletic trainer Ed Block, recipients of the award are selected by a vote of their teammates.

1984	G/T	Dave Lutz	1996	G	Dave Szott	2008	QB	Damon Huard
1985	CB	Kevin Ross	1997	WR	Lake Dawson	2009	QB	Brodie Croyle
1986	S	Mark Robinson	1998	G/T	Glenn Parker	2010	P	Dustin Colquitt
1987	LB	Dino Hackett	1999	C	Tim Grunhard	2011	S	Jon McGraw
1988	S	Lloyd Burruss	2000	DE	Eric Hicks	2012	RB	Jamaal Charles
1989	RB	Christian Okoye	2001	FB	Tony Richardson	2013	C	Rodney Hudson
1990	S	Deron Cherry	2002	DT	John Browning	2014	TE	Travis Kelce
1991	CB	Jayice Pearson	2003	S	Jerome Woods	2015	S	Eric Berry
1992	T	Rich Baldinger	2004	RB	Priest Holmes	2016	LB	Justin Houston
1993	CB	Albert Lewis	2005	G	Will Shields	2017	LB	Derrick Johnson
1994	DE	Neil Smith	2006	CB	Benny Sapp	2018	P	Dustin Colquitt
1995	T	John Alt	2007	WR	Eddie Kennison	2019	T	Eric Fisher

CHIEFS IN THE MISSOURI SPORTS HALL OF FAME

Year	Individual	Chiefs Years	Year	Individual	Chiefs Years
1994	Lamar Hunt	1960-05	2008	Neil Smith	1988-96
	Len Dawson	1962-75	2009	Will Shields	1993-06
	Otis Taylor	1965-75	2010	Marty Schottenheimer	1989-98
	Bill Grigsby	1963-05	2011	Priest Holmes	2001-07
1995	Bobby Bell	1963-74	2012	Emmitt Thomas	1966-78, 2010-18
1996	Hank Stram	1960-74	2013	Tony Richardson	1995-05
	Jan Stenerud	1967-79	2014	Ed Podolak	1969-77
1997	Fred Arbanas	1962-70		Jack Rudnay	1969-82
1998	Ed Budde	1963-76	2015	Nick Lowery	1980-93
1999	Willie Lanier	1967-77		Eddie Kennison	2001-07
	Johnny Robinson	1960-71	2016	Tim Grunhard	1990-00
2001	Marcus Allen	1993-97	2017	Bill Kenney	1979-88
	Dick Vermeil	2001-05	2018	Mike Garrett	1966-70
2002	Deron Cherry	1981-91		Dante Hall	2000-06
2003	Christian Okoye	1987-92	2019	Ted McKnight	1977-81
2004	Carl Peterson	1989-07		Jeremy Maclin	2015-16
	Art Still	1978-87	2020	Derrick Johnson	2005-17
2006	Gary Spani	1978-86			
2007	Curtis McClinton	1962-69			



USA TODAY ALL-JOE TEAM

The USA Today All-Joe Team takes its name from former Chiefs DT Joe Phillips who played 14 seasons for Kansas City, San Diego, St. Louis and Minnesota before retiring following the 1999 season. According to USA Today's Larry Weisman, the All-Joe Team is represented by "hard-working, overlooked, underappreciated players who do the dirty work simply because that's their lot in life."

1992	C	Tim Grunhard	2004	C	Casey Wiegmann
	DT	Joe Phillips		DE	Jared Allen
1994	TE	Derrick Walker		LS	Kendall Gammon
1995	G	Will Shields		C	Casey Wiegmann
1996	G	Dave Szott	2005	C	Casey Wiegmann
1997	C	Tim Grunhard	2006	DE	Jared Allen
	WR	Danan Hughes		QB	Damon Huard
	G	Dave Szott		C	Casey Wiegmann
	Off. Coord.	Paul Hackett	2007	C	Casey Wiegmann
2000	DE	Eric Hicks	2008	WR	Dwayne Bowe
	LB	Mike Maslowski		CB	Brandon Carr
2001	FB	Tony Richardson	2009	LB	Tamba Hali
	P	Dan Stryzinski	2010	LB	Derrick Johnson
2002	K	Morten Andersen		G	Ryan Lilja
	LB	Marvcus Patton	2011	CB	Brandon Flowers
	C	Casey Wiegmann	2012	T	Eric Winston
2003	ST	Gary Stills	2013	OL	Geoff Schwartz
	S	Greg Wesley			



ALL-LEAGUE, ALL-CONFERENCE HONORS



YR.	PLAYER	ALL-AFL		UPI	TSN	NEA
		POS.	AP			
1960	–					
	John Bookman	DB	--	1st	--	
	Mel Branch	DE	1st	1st	1st	
	Abner Haynes	RB	1st	1st	1st	
	Jerry Cornelison	T	--	2nd	--	
	Sherrill Headrick	MLB	1st	2nd	1st	
	Bill Krisher	G	1st	2nd	1st	
	Paul Miller	DE	1st	--	2nd	
	David Webster	DB	--	--	2nd	
1961	–					
	Abner Haynes	RB	1st	1st	1st	
	Jerry Cornelison	T	--	2nd	1st	
	Sherrill Headrick	MLB	1st	1st	1st	
	E.J. Holub	OLB	--	2nd	2nd	
	Bill Krisher	G	--	2nd	--	
	David Webster	DB	1st	--	1st	
1962	–					
	Fred Arbanas	TE	2nd	2nd	--	
	Mel Branch	DE	2nd	2nd	1st	
	Chris Burford	E	1st	1st	1st	
	Len Dawson	QB	1st	1st	1st	
	Abner Haynes	RB	1st	1st	1st	
	Sherrill Headrick	MLB	1st	1st	1st	
	E.J. Holub	OLB	1st	1st	1st	
	Bobby Hunt	DB	1st	1st	--	
	Jerry Mays	DT	2nd	2nd	1st	
	Curtis McClinton	RB	--	2nd	--	
	Jim Tyrer	T	--	--	1st	
			AP	UPI	TSN	NEA
1963	–					
	Fred Arbanas	TE	1st	1st	1st	--
	Mel Branch	DE	2nd	2nd	--	--
	Dave Grayson	DB	--	--	1st	--
	Jerry Mays	DT	2nd	2nd	--	--
	Johnny Robinson	S	--	2nd	--	--
	Jim Tyrer	T	2nd	2nd	1st	1st
1964	–					
	Fred Arbanas	TE	1st	1st	1st	1st
	Bobby Bell	OLB	2nd	1st	--	2nd
	Buck Buchanan	DT	2nd	2nd	--	2nd
	Len Dawson	QB	2nd	2nd	--	2nd
	Dave Grayson	DB	1st	2nd	1st	2nd
	Abner Haynes	RB	2nd	--	--	--
	Sherrill Headrick	MLB	2nd	--	--	--
	E.J. Holub	OLB	--	--	--	2nd
	Bobby Hunt	DB	2nd	--	--	--
	Jerry Mays	DT	2nd	--	1st	2nd
	Jim Tyrer	T	2nd	2nd	1st	2nd

YR.	PLAYER	ALL-AFL		UPI	TSN	NEA
		POS.	AP			
1965	–					
	Fred Arbanas	TE	2nd	--	--	2nd
	Bobby Bell	OLB	1st	1st	1st	1st
	Buck Buchanan	DT	2nd	2nd	--	2nd
	Len Dawson	NEA	--	--	--	2nd
	Mack Lee Hill	RB	--	2nd	--	--
	E.J. Holub	OLB	--	2nd	--	--
	Jerry Mays	DE	1st	2nd	1st	1st
	Curtis McClinton	RB	2nd	--	--	--
	Johnny Robinson	S	1st	2nd	1st	2nd
	Jim Tyrer	T	1st	1st	1st	1st
	Fred Williamson	CB	--	1st	--	--
1966	–					
	Fred Arbanas	TE	1st	1st	1st	1st
	Bobby Bell	OLB	1st	1st	1st	1st
	Buck Buchanan	DT	1st	1st	1st	2nd
	Ed Budde	G	1st	--	2nd	2nd
	Len Dawson	QB	1st	1st	1st	1st
	Sherrill Headrick	MLB	2nd	--	--	2nd
	E.J. Holub	OLB	2nd	2nd	1st	--
	Bobby Hunt	DB	2nd	--	2nd	2nd
	Jerry Mays	DE	1st	1st	1st	1st
	Johnny Robinson	S	1st	1st	1st	1st
	Otis Taylor	WR	1st	1st	2nd	1st
	Jim Tyrer	T	1st	1st	1st	1st
	Jerrel Wilson	P	--	--	2nd	--

YR.	Player	POS.	ALL-PRO				ALL-AFL			
			AP	UPI	TSN	NEA	TSN	NEA		
1967	–									
	Fred Arbanas	TE	2nd	2nd	--	1st				
	Bobby Bell	OLB	1st	1st	1st	2nd				
	Buck Buchanan	DT	1st	1st	1st	1st				
	Ed Budde	G	2nd	--	--	2nd				
	Mike Garrett	RB	1st	1st	1st	1st				
	Jerry Mays	DE	2nd	--	1st	--				
	Johnny Robinson	S	1st	1st	2nd	1st				
	Jan Stenerud	K	--	--	2nd	--				
	Otis Taylor	WR	--	--	2nd	--				
	Jim Tyrer	T	1st	2nd	1st	2nd				
		POS.	FW	PFW	AP	UPI	TSN	PFW	NEA	
1968	–									
	Bobby Bell	OLB	--	--	1st	1st	1st	--	1st	
	Buck Buchanan	DT	2nd	--	1st	1st	2nd	--	1st	
	Ed Budde	G	--	--	2nd	2nd	2nd	--	2nd	
	Len Dawson	QB	--	--	2nd	2nd	--	--	--	
	Robert Holmes	RB	--	--	2nd	2nd	2nd	--	2nd	
	Willie Lanier	MLB	--	--	1st	--	2nd	--	1st	
	Jim Lynch	OLB	--	--	2nd	2nd	--	--	2nd	
	Jerry Mays	DE	--	--	2nd	2nd	1st	--	2nd	
	Johnny Robinson	S	--	1st	1st	1st	1st	1st	1st	
	Jan Stenerud	K	2nd	--	--	--	1st	--	--	
	Jim Tyrer	T	--	--	1st	1st	2nd	1st	1st	
	Jerrel Wilson	P	2nd	--	--	--	1st	1st	--	
1969	–									
	Bobby Bell	OLB	1st	1st	1st	1st	1st	1st	1st	
	Buck Buchanan	DT	--	1st	1st	1st	1st	1st	2nd	
	Ed Budde	G	2nd	--	1st	2nd	1st	1st	1st	
	Aaron Brown	DE	--	--	--	--	2nd	--	--	
	Dave Hill	G	--	--	--	--	2nd	--	--	
	E.J. Holub	C	--	--	2nd	--	--	--	--	
	Willie Lanier	MLB	--	--	--	2nd	2nd	1st	2nd	
	Jim Lynch	LB	--	--	2nd	2nd	--	--	2nd	
	Jerry Mays	DE	--	--	2nd	--	2nd	--	--	
	Mo Moorman	G	--	--	2nd	--	2nd	--	--	
	Johnny Robinson	S	--	--	1st	1st	1st	1st	1st	
	Jan Stenerud	K	2nd	--	--	--	1st	--	--	
	Emmitt Thomas	CB	--	--	--	--	2nd	--	--	
	Jim Tyrer	T	1st	1st	1st	1st	1st	1st	1st	
		POS.	AP	FW	PFW	NEA	AP	UPI	ALL-AFC	PFW
1970	–									
	Bobby Bell	OLB	1st	1st	1st	1st	1st	1st	1st	1st
	Aaron Brown	DE	--	--	--	--	1st	--	--	--
	Buck Buchanan	DT	--	--	--	--	1st	2nd	--	--
	Ed Budde	G	--	--	--	--	--	1st	1st	--
	Jim Tyrer	T	1st	1st	1st	1st	1st	1st	1st	1st
	Willie Lanier	MLB	--	2nd	--	2nd	1st	1st	1st	1st
	Jim Marsalis	CB	1st	2nd	1st	--	1st	1st	1st	1st
	Jerry Mays	DT	--	--	--	--	--	2nd	--	--
	Ed Podolak	RB	--	--	--	--	--	2nd	--	--
	Johnny Robinson	S	1st	1st	1st	1st	1st	1st	1st	1st
	Jan Stenerud	K	1st	1st	--	--	1st	--	1st	--
	Emmitt Thomas	CB	--	--	--	--	--	2nd	--	--

YR.	PLAYER	POS.	AP	ALL-PRO			AP	UPI	ALL-AFC TSN	PFW
				FW	PFW	NEA				
1971	-									
	Bobby Bell	OLB	--	2nd	1st	2nd	1st	1st	1st	1st
	Aaron Brown	DE	--	--	--	--	1st	2nd	--	--
	Buck Buchanan	DT	--	--	--	2nd	--	2nd	--	1st
	Ed Budde	G	--	--	--	--	2nd	--	--	--
	Curley Culp	DT	--	2nd	--	--	--	--	--	--
	Len Dawson	QB	--	--	--	--	2nd	--	--	--
	Willie Lanier	LB	1st	1st	1st	1st	1st	1st	1st	1st
	Jim Marsalis	CB	--	--	--	--	1st	1st	--	--
	Johnny Robinson	S	--	--	--	--	--	1st	--	--
	Jan Stenerud	K	--	1st	--	--	--	--	--	--
	Otis Taylor	WR	1st	1st	1st	1st	1st	1st	1st	1st
	Emmitt Thomas	CB	--	2nd	--	--	1st	2nd	--	--
	Jim Tyrer	T	--	2nd	1st	2nd	1st	1st	1st	1st
	Jerrel Wilson	P	--	1st	--	--	--	--	1st	1st
1972	-									
	Bobby Bell	LB	--	--	--	--	--	--	1st	--
	Willie Lanier	LB	--	--	1st	2nd	--	1st	1st	1st
	Otis Taylor	WR	--	1st	--	--	--	1st	--	--
	Emmitt Thomas	CB	--	--	--	--	--	2nd	--	--
	Jerrel Wilson	P	--	1st	--	2nd	--	--	1st	1st
1973	-									
	Willie Lanier	MLB	1st	2nd	--	1st	1st	1st	1st	1st
	Jack Rudnay	C	--	--	--	2nd	1st	2nd	--	--
	Jerrel Wilson	P	--	2nd	--	2nd	--	--	--	--
1974	-									
	Willie Lanier	MLB	2nd	2nd	--	1st	1st	1st	1st	1st
	Jack Rudnay	C	--	--	--	2nd	1st	2nd	--	--
	Emmitt Thomas	CB	1st	1st	--	2nd	1st	1st	1st	1st
	Jan Stenerud	K	--	--	--	1st	--	--	--	--
	Jerrel Wilson	P	--	--	--	2nd	--	2nd	--	--
1975	-									
	Willie Lanier	MLB	--	2nd	--	1st	--	2nd	--	--
	Jack Rudnay	C	--	--	--	2nd	--	--	--	--
	Jan Stenerud	K	2nd	2nd	--	2nd	1st	1st	1st	1st
	Emmitt Thomas	CB	2nd	--	--	1st	--	1st	--	1st
	Jerrel Wilson	P	--	--	--	2nd	--	--	--	--
1976	-									
	Jan Stenerud	K	--	--	--	2nd	1st	--	--	--
1977	-									
	None									
1978	-									
	None									
1979	-									
	Bob Grupp	P	--	1st		1st	1st	1st	1st	1st
	Jack Rudnay	C	--	--		2nd	--	--	--	--
	Art Still	DE	--	--		--	--	2nd	--	--
1980	-									
	Gary Barbaro	S	2nd	--	2nd		--	--	1st	1st
	J.T. Smith	PR	1st	--	--	1st	1st	--	--	1st
	Art Still	DE	2nd	1st	1st	1st	1st	1st	1st	1st

YR.	PLAYER	POS.	AP	ALL-PRO				ALL-AFC			
				FW	NEA	TSN	PFW	SI	UPI	PFW	
1981 -											
	Gary Barbaro	S	--	1st	1st	--	--	--	2nd	1st	
	Joe Delaney	RB	--	--	--	--	--	--	1st	1st	
	Gary Green	CB	--	--	2nd	--	--	--	1st	1st	
	Eric Harris	CB	--	--	--	--	--	--	2nd	--	
	Nick Lowery	K	2nd	--	1st	--	--	--	1st	1st	
	J.T. Smith	PR	--	--	--	--	--	--	--	1st	
1982 -											
	Gary Barbaro	S	--	--	1st	--	--	--	1st	*	
	Gary Green	CB	--	--	--	--	--	--	2nd	*	
	Art Still	DE	--	--	--	--	--	--	2nd	*	
	Nick Lowery	K	--	--	--	--	--	--	2nd	*	
1983 -											
	Carlos Carson	WR	--	--	--	--	--	--	1st	--	
	Deron Cherry	S	2nd	--	--	--	--	1st	1st	1st	
	Gary Green	CB	--	1st	1st	--	--	--	1st	--	
1984 -											
	Jim Arnold	P	2nd	--	--	--	--	--	--	--	
	Deron Cherry	S	1st	--	2nd	--	--	--	1st	--	
	Gary Green	CB	--	--	2nd	--	--	--	--	--	
	Art Still	DE	2nd	--	--	--	--	--	2nd	--	
1985 -											
	Deron Cherry	S	2nd	--	2nd	--	**	--	1st	**	
	Nick Lowery	K	1st	--	1st	--	**	--	2nd	**	
1986 -											
	Lloyd Burruss	S	--	--	--	--	--	--	1st	--	
	Deron Cherry	S	1st	--	2nd	1st	--	1st	1st	1st	
	Albert Lewis	CB	--	--	2nd	--	--	--	2nd	--	
	Nick Lowery	K	--	--	--	--	--	--	2nd	--	
	Bill Maas	DT	2nd	--	--	--	1st	--	--	1st	
	Art Still	DE	--	--	--	--	--	--	1st	--	
1987 -											
	Carlos Carson	WR	--	--	--	--	--	--	2nd	--	
	Deron Cherry	S	--	--	--	--	--	--	2nd	--	
	Albert Lewis	CB	--	--	--	--	1st	--	2nd	--	
	Bill Maas	DT	--	--	2nd	--	1st	--	1st	1st	
	Paul Palmer	KR	--	--	--	--	--	--	--	1st	
			AP	FW	NEA	TSN	PFW	SI	USA	UPI	PFW
1988 -											
	Lloyd Burruss	S	--	--	--	--	--	--	2nd	--	
	Deron Cherry	S	1st	1st	2nd	1st	1st	--	1st	1st	
	Dino Hackett	ILB	--	--	--	--	--	--	2nd	--	
	Albert Lewis	CB	--	--	--	--	--	--	1st	1st	
	Nick Lowery	K	--	--	1st	--	1st	--	2nd	--	
1989 -											
	Deron Cherry	S	--	--	--	--	--	--	2nd	--	
	Albert Lewis	CB	1st	1st	1st	1st	1st	1st	1st	1st	
	Christian Okoye	RB	1st	1st	1st	1st	1st	--	1st	1st	
	Dan Saleaumua	DT	--	--	--	--	--	1st	--	--	
	Derrick Thomas	OLB	--	--	--	--	--	1st	1st	1st	
	Kevin Ross	S	--	--	--	--	--	2nd	--	--	

YR.	PLAYER	POS.	AP	ALL-PRO					ALL-AFC		
				FW	NEA	TSN	PFW	SI	USA	UPI	PFW
1990	-										
	John Alt	T	2nd	--	--	1st	--	1st	--	1st	--
	Albert Lewis	CB	1st	1st	1st	1st	--	1st	1st	1st	1st
	Nick Lowery	K	1st	1st	1st	1st	--	--	1st	1st	
	Kevin Ross	S	2nd	--	--	--	--	--	2nd	--	
	Dan Saleaumua	DT	--	--	2nd	--	1st	1st	--	1st	
	Derrick Thomas	OLB	1st	1st	1st	1st	1st	--	1st	1st	
1991	-										
	John Alt	T	--	--	--	--	--	1st	--	1st	--
	Derrick Thomas	LB	1st	--	2nd	1st	1st	--	--	1st	1st
	Christian Okoye	RB	--	--	2nd	--	--	--	--	--	1st
1992	-										
	Derrick Thomas	LB	--	--	1st	1st	--	--	--	1st	1st
	Neil Smith	DE	--	--	2nd	--	--	--	--	--	--
	Nick Lowery	K	--	--	--	--	--	1st	1st	--	--
1993	-										
	Marcus Allen	RB	--	--	--	--	--	--	--	1st	1st
	Neil Smith	DE	1st	1st	1st	--	1st	--	--	1st	1st
	Derrick Thomas	LB	2nd	--	--	--	--	--	--	1st	--
			AP	FW	TSN		PFW	SI	USA	UPI	PFW
1994	-										
	Dale Carter	CB	--	--	--	--	--	--	--	2nd	--
	Neil Smith	DE	--	--	--	--	--	--	--	2nd	--
	Derrick Thomas	LB	2nd	--	--	--	--	--	--	1st	--
1995	-										
	Louie Aguiar	P	2nd	--	--	--	--	--	--	2nd	--
	Dale Carter	CB	2nd	--	--	--	--	1st	--	1st	1st
	Dan Saleaumua	DT	--	--	--	--	1st	--	--	--	1st
	Will Shields	G	--	--	--	--	--	1st	--	--	--
	Neil Smith	DE	2nd	--	--	--	--	--	--	1st	1st
	Dave Szott	G	--	--	--	--	--	--	--	2nd	--
	Derrick Thomas	LB	--	--	--	--	--	--	--	2nd	--
	Tamarick Vanover	KR	--	--	--	--	--	1st	--	--	--
			AP	PFW	TSN		SI	USA		UPI	PFW
1996	-										
	Dale Carter	CB	2nd	--	1st	--	--	--	--	1st	1st
	Mark Collins	CB	--	--	--	--	--	--	--	2nd	--
	Will Shields	G	--	--	--	--	--	--	--	2nd	1st
	Derrick Thomas	LB	2nd	--	--	--	1st	--	--	1st	1st
	Tamarick Vanover	KR	--	--	--	--	--	--	--	--	1st
			AP	PFW	TSN		SI	USA		PFW	
1997	-										
	Dale Carter	CB	--	--	--	--	--	--	--	1st	--
	James Hasty	CB	--	--	--	--	--	--	--	1st	--
	Pete Stoyanovich	K	--	1st	--	--	1st	1st	--	--	--
	Dave Szott	G	1st	1st	--	--	--	--	--	1st	--
	Tamarick Vanover	KR	--	--	--	--	--	1st	--	1st	--
1998	-										
	None										
1999	-										
	Tony Gonzalez	TE	1st	1st	1st	--	1st	1st	--	1st	--
	James Hasty	CB	--	--	--	--	--	1st	--	--	--
	Tony Richardson	FB	--	--	--	--	1st	--	--	--	--
	Will Shields	G	--	--	1st	--	--	--	--	--	--

YR.	PLAYER	POS.	AP	ALL-PRO				CPFW	ALL-AFC	
				PFW	TSN	SI	USA		FD	FN
2000 -										
	Tony Gonzalez	TE	1st	1st	1st	1st	1st	1st	1st	1st
	Eric Hicks	DE	--	--	--	--	2nd	--	--	--
	Mike Maslowski	ST	--	--	1st	--	--	--	--	--
	Tony Richardson	FB	--	--	1st	--	--	--	--	--
			AP	PFW	TSN	SI	FD	CPFW	FN	PFW
2001 -										
	Tony Gonzalez	TE	1st	1st	1st	1st	1st	--	1st	1st
	Priest Holmes	RB	1st	--	--	--	2nd	1st	1st	1st
	Will Shields	G	--	--	--	--	2nd	2nd	1st	1st
			AP	PFW	TSN	SI	FD	CPFW	FN	PFW
2002 -										
	Tony Gonzalez	TE	2nd	1st	1st	--	2nd	--	1st	--
	Dante Hall	KR	2nd	--	--	--	2nd	1st	--	--
	Priest Holmes	RB	1st	1st	1st	1st	1st	1st	1st	1st
	Tony Richardson	FB	--	--	--	--	2nd	--	--	--
	Willie Roaf	T	2nd	--	--	1st	1st	1st	--	--
	Will Shields	G	1st	1st	1st	--	1st	1st	1st	1st
	Casey Wiegmann	C	--	--	--	1st	--	--	--	--
			AP	PFW	TSN	SI	FD	CPFW	FN	PFW
2003 -										
	Tony Gonzalez	TE	1st	1st	1st	1st	1st	1st	1st	1st
	Dante Hall	PR/KR	1st	1st	1st	1st	1st/2nd	--	1st	1st
	Priest Holmes	RB	1st	1st	1st	--	1st	1st	1st	1st
	Tony Richardson	FB	--	--	--	--	2nd	--	--	--
	Willie Roaf	T	1st	1st	--	--	2nd	1st	1st	1st
	Will Shields	G	1st	1st	1st	--	1st	1st	1st	1st
			AP	PFW	TSN	SI	FD	CPFW	FN	PFW
2004 -										
	Tony Gonzalez	TE	2nd	--	--	--	1st	1st	--	--
	Tony Richardson	FB	2nd	--	--	--	1st	1st	--	--
	Willie Roaf	T	1st	1st	--	--	--	2nd	1st	1st
	Will Shields	G	2nd	--	--	1st	2nd	1st	1st	1st
	Brian Waters	G	1st	1st	1st	--	2nd	2nd	--	--
2005 -										
	Larry Johnson	RB	2nd	--	--	--	--	--	1st	1st
	Willie Roaf	T	2nd	--	--	--	--	--	1st	1st
	Will Shields	G	2nd	--	--	--	--	--	1st	1st
	Brian Waters	G	1st	--	--	--	--	--	--	--
2006 -										
	Tony Gonzalez	TE	2nd	--	--	--	--	--	--	--
	Larry Johnson	RB	1st	1st	--	--	--	--	--	--
	Will Shields	G	2nd	--	--	--	--	--	--	--
2007 -										
	Jared Allen	DE	1st	1st	1st	1st	1st	--	--	1st
	Tony Gonzalez	TE	2nd	--	--	--	--	--	--	--
2008 -										
	Tony Gonzalez	TE	1st	1st	--	--	--	--	--	--
2009 -										
	None									
2010 -										
	Dwayne Bowe	WR	2nd	--	--	--	--	--	--	--
	Jamaal Charles	RB	1st	1st	--	--	--	--	1st	1st
2011 -										
	Tamba Hali	LB	2nd	--	--	--	--	--	--	--
	Derrick Johnson	LB	1st	--	--	--	--	--	--	--

YR.	PLAYER	POS.	AP	ALL-PRO				ALL-AFC PFW
				PFW	TSN	SI	FD	
2012	-							
	Jamaal Charles	RB	2nd					
2013	-							
	Eric Berry	S	1st	1st				1st
	Jamaal Charles	RB	1st	1st				1st
	Tamba Hali	LB	2nd					
	Dexter McCluster	PR	2nd	1st				1st
	Dontari Poe	DT	2nd					1st
	Branden Albert	T						1st
	Quintin Demps	KR						1st
	Justin Houston	LB						1st
2014	-							
	Justin Houston	LB	1st	1st				1st
	Anthony Sherman	FB	2nd					
	De'Anthony Thomas	RB/WR						1st
2015	-							
	Eric Berry	S	1st	1st				
	Justin Houston	LB	--	--	1st			
	Marcus Peters	CB	2nd					
2016	-							
	Travis Kelce	TE	1st	1st	1st			
	Tyreek Hill	WR/PR	1st	1st	1st			
	Marcus Peters	CB	1st	1st	1st			
	Eric Berry	S	1st	1st	1st			
	Mitchell Schwartz	T	2nd	--	--			
2017	-							
	Travis Kelce	TE	2nd	--	1st			
	Mitchell Schwartz	T	2nd	--	--			
			AP	PFW	TSN			
2018	-							
	Patrick Mahomes	QB	1st	1st		--		
	Tyreek Hill	FLEX	1st	--		--		
	Tyreek Hill	WR	2nd	--		--		
	Travis Kelce	TE	1st	1st		--		
	Mitchell Schwartz	T	1st	1st		--		
	Chris Jones	DL	2nd	--		--		
2019	-							
	Mecole Hardman	KR	2nd	--		--		
	Travis Kelce	TE	2nd	--		1st		
	Tyrann Mathieu	DB	1st	--		--		
	Tyrann Mathieu	S	2nd	--		--		
	Mitchell Schwartz	T	2nd	--		--		

Reference: First or second-team All-Pro or All-Conference honors as selected by the following: (AP) Associated Press, (UPI) United Press International, (NEA) Newspaper Enterprise Assoc., (TSN) The Sporting News, (PFW) Pro Football Weekly, (PFWA) Pro Football Writers of America, (USA) USA Today - Gordon Forbes, (SI) Sports Illustrated - Paul Zimmerman, (FD) Football Digest, (FN) Football News, (CPF)W) College and Pro Football Newsweekly.

Notes: The Sporting News All-AFL Team was selected by the players in 1960, '62-66 and by the coaches in '61. Pro Football Weekly's selections have been made by the Pro Football Writers of America since '96.

*No team named due to '82 NFLPA Strike. **No team named in '85.

RETIRED JERSEYS

3

JAN STENERUD • KICKER • 1967-79

The first pure placekicker inducted in the Pro Football Hall of Fame, K Jan Stenerud played 19 NFL seasons, including 13 with Kansas City.



LEN DAWSON • QUARTERBACK • 1962-75

The standard-bearer for Chiefs signal callers, QB Len Dawson is the franchise's all-time leading passer. He led the club to three AFL titles and a Super Bowl IV ring.

DAWSON
16

THOMAS
18

EMMITT THOMAS • CORNERBACK • 1966-78

The Chiefs career leader with 58 interceptions, CB Emmitt Thomas played in 181 games over his Hall of Fame career with Kansas City.



ABNER HAYNES • RUNNING BACK • 1960-64

One of the offensive stars during the Texans/Chiefs first five years, RB Abner Haynes led the club in rushing four times.

HAYNES
28

JOHNSON
33

STONE JOHNSON • RUNNING BACK • 1963

A sprinter in the '60 Olympics in Rome and a QB at Grambling, RB Stone Johnson's athletic career came to a tragic end during his rookie season of '63. Johnson suffered a fractured vertebra in his neck in a preseason game against the Houston Oilers in Wichita, Kansas and died just 10 days later on Sept. 8, 1963.



MACK LEE HILL • RUNNING BACK • 1964-65

An AFL All-Star as a rookie in '64, RB Mack Lee Hill rushed for 1,203 yards in just 27 games with the Chiefs. Hill tragically died on the operating table after suffering a knee injury late in the '65 season.

HILL
36

THOMAS
58

DERRICK THOMAS • LINEBACKER • 1989-99

The most prolific pass rusher in Chiefs history, LB Derrick Thomas was the heart and soul of the club's dominating defense throughout the '90s and owns the NFL's single-game sack record (7.0 vs. Seattle - 11/11/90).



WILLIE LANIER • LINEBACKER • 1967-77


A Pro Football Hall of Famer, LB Willie Lanier played 11 seasons for the Chiefs and was named to the NFL's 75th Anniversary All-Time Team.

LANIER
63

BELL
78

BOBBY BELL • LINEBACKER • 1963-74

Perhaps the greatest outside linebacker to ever play the game, LB Bobby Bell was the first Chiefs player to enter the Pro Football Hall of Fame in '83.



BUCK BUCHANAN • DEFENSIVE TACKLE • 1967-77

A pivotal member of the great Chiefs defense of the '60s and '70s, DT Buck Buchanan was enshrined in the Pro Football Hall of Fame.

BUCHANAN
86

AFL ALL-STAR SELECTIONS



1960

No All-Star game was played following the AFL's first season in '60.

1961

(January 7, 1962)

Mel Branch, DE
Chris Burford, WR
Cotton Davidson, QB[†]
Jon Gilliam, C
Abner Haynes, RB
Sherrill Headrick, LB
E.J. Holub, LB
Bill Krisher, G
Paul Rochester, DT
David Webster, DB

1962

(January 13, 1963)

Fred Arbanas, TE
Mel Branch, DE
Jerry Cornelison, T
Len Dawson, QB
Dave Grayson, DB
Abner Haynes, RB
Sherrill Headrick, LB

E.J. Holub, LB
Jerry Mays, DE
Curtis McClinton, RB^{**}
Marvin Terrell, G
Jim Tyrer, T

1963

(January 19, 1964)

Fred Arbanas, TE
Mel Branch, DE
Ed Budde, G
Walter Corey, LB
Dave Grayson, DB
Johnny Robinson, S
Jim Tyrer, T
Duane Wood, DB

1964

(January 16, 1965)

Fred Arbanas, TE
Bobby Bell, LB
Tommy Brooker, K
Buck Buchanan, DT
Len Dawson, QB
Dave Grayson, DB
Abner Haynes, RB

Mack Lee Hill, RB
E.J. Holub, LB
Bobby Hunt, DB
Jerry Mays, DE
Johnny Robinson, S
Jim Tyrer, T

1965

(January 15, 1966)

Fred Arbanas, TE
Bobby Bell, LB
Buck Buchanan, DT
Ed Budde, G
Sherrill Headrick, LB
E.J. Holub, LB
Frank Jackson, WR
Jerry Mays, DE
Johnny Robinson, S
Jim Tyrer, T

1966

(January 21, 1967)

Bobby Bell, LB
Buck Buchanan, DT
Ed Budde, G
Len Dawson, QB
Mike Garrett, RB
Sherrill Headrick, LB
E.J. Holub, LB
Jerry Mays, DE
Curtis McClinton, RB
Johnny Robinson, S
Otis Taylor, WR
Jim Tyrer, T

1967

(January 21, 1968)

Fred Arbanas, TE
Bobby Bell, LB
Buck Buchanan, DT

Ed Budde, G
Len Dawson, QB
Mike Garrett, RB
Jerry Mays, DE
Curtis McClinton, RB
Johnny Robinson, S

1968

(January 19, 1969)

Bobby Bell, LB
Buck Buchanan, DT
Ed Budde, G
Len Dawson, QB^{*}
Willie Lanier, LB
Jim Lynch, LB
Jerry Mays, DE
Johnny Robinson, S
Jan Stenerud, K
Emmitt Thomas, CB
Jim Tyrer, T

1969

(January 17, 1970)

Bobby Bell, LB
Buck Buchanan, DT
Ed Budde, G
Curley Culp, DT
Len Dawson, QB
Robert Holmes, RB
Willie Lanier, LB
Mike Livingston, QB
Jim Marsalis, CB
Jan Stenerud, K
Jim Tyrer, T



Four-time AFL All-Star LB Sherrill Headrick alongside Hank Stram and Jack Steadman.

KEY

[†] Player of the Game
^{**} Outstanding Offensive Player



ALL-TIME AFL TEAM, 1960-69



OFFENSE

Lance Alworth, San Diego Chargers Wide Receiver
Don Maynard, New York Jets Wide Receiver
Fred Arbanas, Kansas City Chiefs **Tight End**
Ron Mix, San Diego Chargers Tackle
Jim Tyrer, Kansas City Chiefs **Tackle**
Ed Budde, Kansas City Chiefs **Guard**
Billy Shaw, Buffalo Bills Guard
Jim Otto, Oakland Raiders Center
Joe Namath, New York Jets Quarterback
Clem Daniels, Oakland Raiders Running Back
Paul Lowe, San Diego Chargers Running Back

(Chosen by AFL Members of the Hall of Fame Selection Committee)

DEFENSE

Jerry Mays, Kansas City Chiefs **End**
Gerry Philbin, New York Jets End
Houston Antwine, Boston Patriots Tackle
Tom Sestak, Buffalo Bills Tackle
Bobby Bell, Kansas City Chiefs **Linebacker**
George Webster, Houston Oilers Linebacker
Nick Buoniconti, Boston Patriots M-Linebacker
Willie Brown, Oakland Raiders Cornerback
Dave Grayson, Oakland Raiders Cornerback
Johnny Robinson, Kansas City Chiefs **Safety**
George Saimes, Buffalo Bills Safety

SPECIALISTS

George Blanda, Oakland Raiders Kicker
Jerrel Wilson, Kansas City Chiefs **Punter**

SUPER BOWL LIV
CHAMPIONS



RECORDS

CHIEFS INDIVIDUAL RECORDS

Service

Most Seasons, Active Players

15 Jerrel Wilson	1963-77
15 Dustin Colquitt	2005-19
14 Len Dawson	1962-75
14 Ed Budde	1963-76
14 Nick Lowery	1980-93
14 Will Shields	1993-06
13 Jim Tyrer	1961-73
13 Buck Buchanan	1963-75
13 Emmitt Thomas	1966-78
13 Jan Stenerud	1967-79
13 Jack Rudnay	1970-82
13 John Alt	1984-96
13 Derrick Johnson	2005-17
12 Johnny Robinson	1960-71
12 Dave Hill	1963-74
12 Bobby Bell	1963-74
12 Mike Livingston	1968-79
12 Henry Marshall	1976-87
12 Tony Gonzalez	1997-08
12 Tamba Hali	2006-17

Most Games Played, Career (All 175+)

238 Dustin Colquitt	2005-19
224 Will Shields	1993-06
212 Nick Lowery	1980-93
203 Jerrel Wilson	1963-77
190 Tony Gonzalez	1997-08
186 Jan Stenerud	1967-79
183 Len Dawson	1962-75
183 Buck Buchanan	1963-75
182 Derrick Johnson	2005-17
181 Emmitt Thomas	1966-78
180 Jim Tyrer	1961-73
179 John Alt	1984-96
178 Jack Rudnay	1970-82
177 Ed Budde	1963-76
177 Tamba Hali	2006-17

Most Games Started, Career (Since 1968)

223 Will Shields	1993-06
174 Tony Gonzalez	1997-08
171 Jack Rudnay	1970-82
169 Derrick Johnson	2005-17
164 Tim Grunhard	1990-00
*158 Len Dawson (*Since 1962)	1962-75
157 Derrick Thomas	1989-99
157 Tamba Hali	2006-17

Most Starts, Rookie, Season

16 Sylvester Hicks	1978
16 Art Still	1978
16 Dave Lutz	1983
16 Kevin Ross	1984
16 Dino Hackett	1986
16 Derrick Thomas	1989
16 Greg Wesley	2000
16 Derrick Johnson	2005
16 Tamba Hali	2006
16 Brandon Carr	2008
16 Glenn Dorsey	2008
16 Eric Berry	2010
16 Dontari Poe	2012
16 Marcus Peters	2015
16 Kareem Hunt	2017

16 Juan Thornhill 2019

Most Consecutive Games Played, Career

224 Will Shields	Sept. 5, 1993 - Dec. 31, 2006
186 Jan Stenerud	Sept. 9, 1967 - Dec. 16, 1979
184 Dustin Colquitt	Nov. 9, 2008 - Dec. 29, 2019
180 Jim Tyrer	Sept. 10, 1961 - Dec. 2, 1973
168 Bobby Bell	Sept. 7, 1963 - Dec. 14, 1974
166 Buck Buchanan	Sept. 7, 1963 - Dec. 1, 1974

Most Consecutive Games Started (Since 1968)

223 Will Shields	Sept. 12, 1993 - Dec. 31, 2006
144 Emmitt Thomas	Sept. 28, 1968 - Oct. 15, 1978
134 Jim Lynch	Sept. 9, 1968 - Nov. 6, 1977
120 Tim Grunhard	Sept. 5, 1993 - Oct. 29, 2000
120 Tony Gonzalez	Sept. 19, 1999 - Nov. 12, 2006

Most Consecutive Games Started To Begin Career

101 Gary Barbaro	1976-82
64 Brandon Carr	2008-11
51 Art Still	1978-81
41 Tamba Hali	2006-08
37 Greg Wesley	2000-02

Most Games Started, Quarterback, Career

158 Len Dawson	1962-75
88 Trent Green	2001-06
77 Bill Kenney	1979-88
76 Alex Smith	2013-17
75 Mike Livingston	1968-79
52 Steve DeBerg	1988-91

Most Consecutive Games Started, Quarterback

81 Trent Green	Sept. 9, 2001 - Sept. 10, 2006
44 Len Dawson	Oct. 31, 1965 - Nov. 3, 1968
35 Steve DeBerg	Nov. 26, 1989 - Dec. 8, 1991
28 Steve Bono	Sept. 3, 1995 - Nov. 24, 1996
28 Elvis Grbac	Dec. 26, 1998 - Nov. 19, 2000
28 Len Dawson	Sept. 8, 1962 - Nov. 8, 1963

Most Consecutive Seasons Starting Every Game, QB

5 Trent Green	2001-05
2 Len Dawson	1966-67

Scoring

Most Points, Career (All 400+)

1,466 Nick Lowery	1980-93
1,231 Jan Stenerud	1967-79
517 Ryan Succop	2009-13
500 Priest Holmes	2001-07
462 Tony Gonzalez	1997-08
442 Pete Stoyanovich	1996-00

Most Seasons, 100 or More Points

11 Nick Lowery	1981, '83-86, '88-93
5 Jan Stenerud	1967-71
4 Ryan Succop	2009-10, '12-13
3 Pete Stoyanovich	1997-99
3 Lawrence Tynes	2004-06
3 Cairo Santos	2014-16
3 Harrison Butker	2017-19
2 Lin Elliott	1994-95
2 Morten Andersen	2002-03
2 Priest Holmes	2002-03
2 Larry Johnson	2005-06
1 Jack Spikes	1960
1 Abner Haynes	1962
1 Todd Peterson	2001

Most Points, Season (All 125+)

162 Priest Holmes	2003
147 Harrison Butker	2019

CHIEFS INDIVIDUAL RECORDS

144	Priest Holmes	2002
142	Harrison Butker	2017
139	Nick Lowery	1990
137	Harrison Butker	2018
129	Jan Stenerud	1968
129	Cairo Santos	2015
129	Cairo Santos	2016
126	Larry Johnson	2005
125	Lawrence Tynes	2005
Most Points, Non-Kickers, Rookie, Season		
72	Abner Haynes	1960
72	Tyreek Hill	2016
66	Billy Jackson	1981
66	Kareem Hunt	2017
48	Johnny Robinson	1960
48	Mike Garrett	1966
Most Points, Kickers, Rookie, Season		
142	Harrison Butker	2017
113	Cairo Santos	2014
108	Jan Stenerud	1967
104	Jack Spikes	1960
104	Ryan Succop	2009
Most Points, Game		
30	Abner Haynes vs. Oakland	Nov. 26, 1961
30	Jamaal Charles at Oakland	Dec. 15, 2013
24	Frank Jackson vs. Denver	Dec. 10, 1961
24	Abner Haynes vs. Boston	Sept. 8, 1962
24	Frank Jackson at San Diego	Dec. 13, 1964
24	Bert Coan at Denver	Oct. 23, 1966
24	Priest Holmes at Cleveland	Sept. 8, 2002
24	Priest Holmes vs. Atlanta	Oct. 24, 2004
24	Derrick Blaylock vs. Atlanta	Oct. 24, 2004
24	Larry Johnson vs. Seattle	Oct. 29, 2006
Most Touchdowns, Career		
83	Priest Holmes (76 rush, 7 rec.)	2001-07
76	Tony Gonzalez (0 rush, 76 rec.)	1997-08
64	Jamaal Charles (43 rush, 20 rec., 1 KR)	2008-16
61	Larry Johnson (55 rush, 6 rec.)	2003-09
60	Otis Taylor (3 rush, 57 rec.)	1965-75
58	Abner Haynes(39 rush, 17 rec., 1 KR, 1 fum.)	1960-64
Most Touchdowns, Season		
27	Priest Holmes (27 rush, 0 rec.)	2003
24	Priest Holmes (21 rush, 3 rec.)	2002
21	Larry Johnson (20 rush, 1 rec)	2005
19	Abner Haynes (13 rush, 6 rec.)	1962
19	Larry Johnson (17 rush, 2 rec.)	2006
19	Jamaal Charles (12 rush, 7 rec.)	2013
Most Touchdowns, Rookie, Season		
12	Abner Haynes (9 rush, 3 rec.)	1960
12	Tyreek Hill (3 rush, 6 rec., 2 PR, 1 KR)	2016
11	Billy Jackson (10 rush, 1 rec.)	1981
11	Kareem Hunt (8 rush, 3 rec.)	2017
8	Johnny Robinson (4 rush, 4 rec.)	1960
8	Mike Garrett (6 rush, 1 rec., 1 PR)	1966
Most Touchdowns, Game		
5	Abner Haynes vs. Oakland	Nov. 26, 1961
5	Jamaal Charles at Oakland	Dec. 15, 2013
4	Frank Jackson vs. Denver	Dec. 10, 1961
4	Abner Haynes vs. Boston	Sept. 8, 1962
4	Frank Jackson at San Diego	Dec. 13, 1964
4	Bert Coan at Denver	Oct. 23, 1966
4	Priest Holmes at Cleveland	Sept. 8, 2002
4	Priest Holmes vs. Atlanta	Oct. 24, 2004
4	Derrick Blaylock vs. Atlanta	Oct. 24, 2004

4	Larry Johnson vs. Seattle	Oct. 29, 2006
3	42 times;	
	Last, Sammy Watkins at Jacksonville	Sept. 15, 2019
Most Consecutive Games Scoring Touchdowns		
11	Priest Holmes	2002
9	Larry Johnson	2006
8	Priest Holmes	2003-04
8	Larry Johnson	2004-05
8	Kareem Hunt	2018
7	Marcus Allen	1993
7	Priest Holmes	2004-05
7	Larry Johnson	2005
7	Dwayne Bowe	2010
7	Jamaal Charles	2013
Most Points After TD Attempted, Career		
483	Nick Lowery	1980-93
409	Jan Stenerud	1967-79
164	Pete Stoyanovich	1996-00
160	Ryan Succop	2009-13
149	Tommy Brooker	1962-66
Most Points After TD Attempted, Season		
69	Harrison Butker	2018
60	Lawrence Tynes	2004
59	Morten Andersen	2003
52	Ryan Succop	2013
51	Morten Andersen	2002
48	Harrison Butker	2019
46	Tommy Brooker	1964
Most Points After TD Attempted, Game		
8	Tommy Brooker at Denver	Sept. 7, 1963
8	Mike Mercer at Denver	Oct. 23, 1966
8	Lawrence Tynes vs. Atlanta	Oct. 24, 2004
8	Ryan Succop at Oakland	Dec. 15, 2013
Most Points After TD Made, Career		
479	Nick Lowery	1980-93
394	Jan Stenerud	1967-79
163	Pete Stoyanovich	1996-00
160	Ryan Succop	2009-13
149	Tommy Brooker	1962-66
Most Points After TD Made, Season		
65	Harrison Butker	2018
58	Morten Andersen	2003
58	Lawrence Tynes	2004
52	Ryan Succop	2013
51	Morten Andersen	2002
46	Tommy Brooker	1964
Most Points After TD Made, Game		
8	Tommy Brooker at Denver	Sept. 7, 1963
8	Mike Mercer at Denver	Oct. 23, 1966
8	Lawrence Tynes vs. Atlanta	Oct. 24, 2004
8	Ryan Succop at Oakland	Dec. 15, 2013
7	Cotton Davidson vs. Denver	Dec.10, 1961
7	T. Brooker at N.Y. Titans	Nov. 11, 1962
7	Jack Spikes vs. Denver	Dec. 8, 1963
7	Tommy Brooker vs. Houston	Nov. 28, 1965
7	Morten Andersen vs. Arizona	Dec. 1, 2002
7	Morten Andersen vs. St. Louis	Dec. 8, 2002
7	Lawrence Tynes at Tennessee	Dec. 13, 2004
Most Consecutive Points After TD		
197	Nick Lowery	1983-89
160	Ryan Succop	2009-13
155	Jan Stenerud	1968-73
149	Tommy Brooker	1962-66
Highest Point After Percentage, Career (100 PATs)		
100.00	Ryan Succop (160-160)	2009-13

CHIEFS INDIVIDUAL RECORDS

100.00 Tommy Brooker (149-149)	1962-66
99.39 Pete Stoyanovich (163-164)	1996-00
99.17 Nick Lowery (479-483)	1980-93
99.09 Morten Andersen (109-110)	2002-03
97.16 Lawrence Tynes (137-141)	2004-06

Most Field Goals Attempted, Career

436 Jan Stenerud	1967-79
410 Nick Lowery	1980-93
147 Ryan Succop	2009-13
115 Pete Stoyanovich	1996-00
107 Harrison Butker	2017-19
105 Cairo Santos	2014-17

Most Field Goals Attempted, Season

44 Jan Stenerud	1971
42 Jan Stenerud	1970
42 Harrison Butker	2017
40 Jan Stenerud	1968

Most Field Goals Attempted, Game

7 Cairo Santos at Cincinnati	October 4, 2015
7 Jan Stenerud vs. Buffalo	Dec. 19, 1971
6 Tommy Brooker vs. San Diego	Dec. 16, 1962
6 Jan Stenerud	6 times
Last; at Washington	Oct. 10, 1976
6 Todd Peterson vs. Denver	Dec. 16, 2001
6 Ryan Succop at New Orleans	Sept. 23, 2012
6 Harrison Butker vs. Miami	Dec. 24, 2017

Most Seasons Leading League, Field Goals Made

3 Jan Stenerud	1967, '70, '75
----------------	----------------

Most Field Goals Made, Career

329 Nick Lowery	1980-93
279 Jan Stenerud	1967-79
119 Ryan Succop	2009-13
96 Harrison Butker	2017-19
93 Pete Stoyanovich	1996-00
89 Cairo Santos	2014-17

Most Field Goals Made, Season

38 Harrison Butker	2017
34 Nick Lowery	1990
34 Harrison Butker	2019
31 Cairo Santos	2016
30 Jan Stenerud	1968, '70
30 Cairo Santos	2015
28 Ryan Succop	2012

Most Field Goals Made, Rookie, Season

38 Harrison Butker	2017
25 Ryan Succop	2009
25 Cairo Santos	2014
21 Jan Stenerud	1967
13 Jack Spikes	1960
12 Tommy Brooker	1962

Most Field Goals Made, Game

7 Cairo Santos at Cincinnati	Oct. 5, 2015
6 Ryan Succop at New Orleans	Sept. 23, 2012
5 Jan Stenerud	3 times
Last; vs. Buffalo	Dec. 19, 1971
5 Nick Lowery	4 times
Last; vs. Denver	Sept. 20, 1993
5 Ryan Succop vs. Minnesota	Oct. 2, 2011
5 Cairo Santos at Denver	Nov. 15, 2015
5 Harrison Butker	3 times
Last; vs. Miami	Dec. 24, 2017
4 Tommy Brooker vs. San Diego	Dec. 16, 1962
4 Mike Mercer at N.Y. Jets	Nov. 27, 1966
4 Lin Elliott vs. Seattle	Dec. 24, 1995
4 Jan Stenerud	10 times

4 Nick Lowery	8 times
4 Pete Stoyanovich	2 times
4 Todd Peterson vs. Denver	Dec. 16, 2001
4 Lawrence Tynes	2 times
Last; vs. Denver	Nov. 23, 2006
4 Nick Novak vs. Denver	Sept. 28, 2008
4 Ryan Succop	4 times
Last; at Tennessee	Oct. 6, 2013
4 Cairo Santos	5 times
Last; at Carolina	Nov. 13, 2016
4 Harrison Butker	5 times
Last; at Tennessee	Nov. 10, 2019

Most Consecutive Games Scoring Field Goals

15 Lawrence Tynes	2004-05
14 Jan Stenerud	1970
14 Harrison Butker	2017-18
12 Pete Stoyanovich	1997-98
11 Jan Stenerud	1968-69
11 Jan Stenerud	1971-72
11 Nick Lowery	1985-86
11 Morten Andersen	2002

Most Consecutive Games Scoring Field Goals, Single Season

14 Jan Stenerud	1970
13 Harrison Butker	2017
12 Lawrence Tynes	2005
11 Morten Andersen	2002

Most Consecutive Field Goals Made

23 Harrison Butker	2017
22 Pete Stoyanovich	1997-98
22 Ryan Succop	2011
21 Nick Lowery	1990
21 Nick Lowery	1991
16 Jan Stenerud	1969

Longest Field Goal

58 Nick Lowery at Washington	Sept. 18, 1983
58 Nick Lowery vs. L.A. Raiders	Sept. 12, 1985
57 Nick Lowery vs. Seattle	Sept. 14, 1980
56 Harrison Butker at Chicago	Dec. 22, 2019
55 Jan Stenerud at Denver	Oct. 4, 1970
54 Jan Stenerud at Houston	Sept. 9, 1967
54 Jan Stenerud at Denver	Oct. 5, 1969
54 Jan Stenerud at San Francisco	Dec. 6, 1971
54 Nick Lowery vs. L.A. Raiders	Nov. 6, 1983
54 Nick Lowery at Detroit	Nov. 26, 1987
54 Pete Stoyanovich vs. Denver	Nov. 16, 1997
54 Ryan Succop vs. Minnesota	Oct. 2, 2011
54 Cairo Santos at Houston	Sept. 18, 2016
54 Harrison Butker at Seattle	Dec. 23, 2018
54 Harrison Butker vs. Minnesota	Nov. 3, 2019

Highest Field Goal Percentage, Career (100 Attempts)

89.7 Harrison Butker (96-107)	2017-19
84.8 Cairo Santos (89-105)	2014-17
81.0 Ryan Succop (119-147)	2009-13
80.9 Pete Stoyanovich (93-115)	1996-00
80.2 Nick Lowery (329-410)	1980-93
64.0 Jan Stenerud (279-436)	1967-79

Highest Field Goal Percentage, Season

96.3 Pete Stoyanovich (26-27)	1997
91.9 Nick Lowery (34-37)	1990
91.6 Nick Lowery (22-24)	1992
90.5 Harrison Butker (38-42)	2017
89.5 Harrison Butker (34-38)	2019
88.9 Nick Lowery (24-27)	1985
88.9 Harrison Butker (24-27)	2018

CHIEFS INDIVIDUAL RECORDS

Highest Field Goal Percentage, Career At Arrowhead

88.1 Pete Stoyanovich (52-59)	1996-00
85.7 Harrison Butker (48-56)	2017-19
85.6 Nick Lowery (179-209)	1980-93
82.4 Ryan Succop (61-74)	2009-13
79.2 Cairo Santos (38-48)	2014-17

Attempts Less Than 40 Yards, Season (15 Attempts)

23-26 Cairo Santos	2016
24-25 Harrison Butker	2017
21-21 Nick Lowery	1991
20-20 Pete Stoyanovich	1998
16-20 Ryan Succop	2012
18-19 Harrison Butker	2019
17-18 Cairo Santos	2014
17-18 Cairo Santos	2015
17-17 Ryan Succop	2009
16-16 Morten Andersen	2002
16-16 Harrison Butker	2018
15-16 Ryan Succop	2013
14-15 Ryan Succop	2011

Most Field Goals, No Misses, Game

7 Cairo Santos at Cincinnati	Oct. 4, 2015
6 Ryan Succop at New Orleans	Sept. 23, 2012
5 Jan Stenerud at Buffalo	Nov. 2, 1969
5 Jan Stenerud vs. Buffalo	Dec. 7, 1969
5 Nick Lowery vs. L.A. Raiders	Sept. 12, 1985
5 Nick Lowery at Chicago	Dec. 29, 1990
5 Nick Lowery vs. Denver	Sept. 20, 1993
5 Ryan Succop vs. Minnesota	Oct. 2, 2011
5 Harrison Butker at Houston	Oct. 8, 2017
5 Harrison Butker vs. Denver	Oct. 30, 2017

Most Field Goals, 50 or More Yards, Career

20 Nick Lowery	1980-93
12 Jan Stenerud	1967-79
9 Ryan Succop	2009-13
9 Harrison Butker	2017-19
7 Cairo Santos	2014-16
6 Lawrence Tynes	2004-06
5 Pete Stoyanovich	1996-99

Most Field Goals, 50 or More Yards, Season

4 Nick Lowery	1980
4 Cairo Santos	2015
4 Harrison Butker	2017
3 Nick Lowery	1985, '88
3 Ryan Succop	2011
3 Harrison Butker	2019
2 Pete Stoyanovich	1997, '98
2 Lawrence Tynes	2004, 2005, 2006
2 Ryan Succop	2009, '12
2 Cairo Santos	2016
2 Harrison Butker	2018

Most Field Goals, 50 or More Yards, Game

2 Nick Lowery vs. Seattle	Sept. 14, 1980
2 Nick Lowery at New Orleans	Sept. 8, 1985
2 Nick Lowery at Detroit	Nov. 26, 1987
2 Lawrence Tynes at Miami	Oct. 21, 2005
2 Ryan Succop vs. Minnesota	Oct. 2, 2011
2 Cairo Santos at Cincinnati	Oct. 4, 2015

Most Defensive Touchdowns, Career

8 Bobby Bell (6 INTs, 2 FRs)	1963-74
5 Emmitt Thomas (5 INTs)	1966-78
5 Jim Kearney (5 INTs)	1967-75
5 Eric Berry (5 INTs)	2010-16
4 Lloyd Burruss (4 INTs)	1981-91

4 Derrick Thomas (4 FRs)	1989-99
4 James Hasty (3 INTs, 1 FR)	1995-99
4 Derrick Johnson (4 INTs)	2005-16

Most Defensive Touchdowns, Season

4 Jim Kearney (4 INTs)	1972
3 David Webster (2 INTs, 1 FR)	1960
3 Lloyd Burruss (3 INTs)	1986
3 Charles Mincy (2 INTs, 1 FR)	1992
3 Mark McMillian (3 INTs)	1997

Most Defensive Touchdowns, Game

2 Jim Kearney at Denver	Oct. 1, 1972
2 Lloyd Burruss vs. San Diego	Oct. 19, 1986
2 Cris Dishman at Oakland	Nov. 28, 1999
2 Derrick Johnson at Denver	Jan. 3, 2010

Most Special Teams Touchdowns, Career

11 Dante Hall (5 PRs, 6 KORs)	2000-06
8 Tamarick Vanover (4 PRs, 4 KORs)	1995-99
5 Tyreek Hill (4 PRs, 1 KOR)	2016-19
4 J.T. Smith (4 PRs)	1978-84
3 Dexter McCluster (3 PRs)	2010-13
2 Five players tied	

Most Special Teams Touchdowns, Season

4 Dante Hall (2 PRs, 2 KRs)	2003
3 Tamarick Vanover (2 KRs, 1 PR)	1995
3 Dante Hall (2 PRs, 1 KR)	2002
3 Tyreek Hill (2 PRs, 1 KR)	2016
2 J.T. Smith (2 PRs)	1979
2 J.T. Smith (2 PRs)	1980
2 Paul Palmer (2 KRs)	1987
2 Dale Carter (2 PRs)	1992
2 Dante Hall (2 KRs)	2004
2 Dexter McCluster (2 PRs)	2013

Most Safeties, Career

3 Derrick Thomas	1989-98
2 Bill Maas	1984-92
2 Dan Saleaumua	1989-96
2 Joe Phillips	1992-97
1 Buck Buchanan	1963-75
1 Willie Lanier	1967-77
1 John Lohmeyer	1973, '75-77
1 Ed Beckman	1977-84
1 Dino Hackett	1986-92
1 Albert Lewis	1983-93
1 Rob McGovern	1989-90
1 Bernard Pollard	2006-08
1 Tamba Hali	2006-16
1 Justin Houston	2011-18
1 D.J. Alexander	2015-16

Most Safeties, Season

1 Buck Buchanan	1968
1 Willie Lanier	1974
1 John Lohmeyer	1976
1 Ed Beckman	1978
1 Dino Hackett	1988
1 Albert Lewis	1988
1 Bill Maas	1988, '90
1 Rob McGovern	1989
1 Dan Saleaumua	1991, '96
1 Derrick Thomas	1994, '97, '98
1 Joe Phillips	1997
1 Bernard Pollard	2007
1 Tamba Hali	2009
1 Justin Houston	2012
1 D.J. Alexander	2015

Most Two-Point Conversions, Career

CHIEFS INDIVIDUAL RECORDS

3 Tony Gonzalez	1997-08
3 Travis Kelce	2013-19
2 Bo Dickinson	1960-61
2 Curtis McClinton	1962-69
2 Jerrel Wilson	1963-77
2 Reg Carolan	1964-68
2 Trent Green	2001-06
2 Eddie Kennison	2001-07
Most Two-Point Conversions, Season	
2 Bo Dickinson	1961
2 Travis Kelce	2015
Most Two-Point Conversion Passes, Career	
8 Len Dawson	1962-75
4 Trent Green	2001-06
4 Alex Smith	2013-17
2 Randy Duncan	1961
2 Elvis Grbac	1997-00

Rushing

Most Seasons Leading League in Rushing	
1 Abner Haynes	1960
1 Christian Okoye	1989
1 Priest Holmes	2001
1 Kareem Hunt	2017
Most Rushing Attempts, Career	
1,375 Larry Johnson	2003-09
1,332 Jamaal Charles	2008-16
1,321 Priest Holmes	2001-07
1,246 Christian Okoye	1987-92
1,157 Ed Podolak	1969-77
Most Rushing Attempts, Season	
*416 Larry Johnson	2006
370 Christian Okoye	1989
336 Larry Johnson	2005
327 Priest Holmes	2001
320 Priest Holmes	2003
*NFL RECORD	
Most Rushing Attempts, Consecutive Seasons	
752 Larry Johnson (336, 416)	2005-06
640 Priest Holmes (327, 313)	2001-02
633 Priest Holmes (313, 320)	2002-03
615 Christian Okoye (370, 245)	1989-90
574 Larry Johnson (416, 158)	2006-07
Most Rushing Attempts, Rookie, Season	
272 Kareem Hunt	2017
234 Joe Delaney	1981
174 Robert Holmes	1968
157 Christian Okoye	1987
156 Abner Haynes	1960
Most Rushing Attempts, Game	
39 Larry Johnson vs. Seattle	Oct. 29, 2006
38 Christian Okoye at Green Bay	Dec. 10, 1989
37 Christian Okoye vs. Seattle	Nov. 5, 1989
36 Larry Johnson at Houston	Nov. 20, 2005
35 Barry Word vs. L.A. Raiders	Dec. 22, 1991
Most Rushing Yards, Career	
7,260 Jamaal Charles	2008-16
6,070 Priest Holmes	2001-07
6,015 Larry Johnson	2003-09
4,897 Christian Okoye	1987-92
4,451 Ed Podolak	1969-77
Most Rushing Yards, Season (All 1,000+)	
1,789 Larry Johnson	2006
1,750 Larry Johnson	2005
1,615 Priest Holmes	2002

1,555 Priest Holmes	2001
1,509 Jamaal Charles	2012
1,480 Christian Okoye	1989
1,467 Jamaal Charles	2010
1,420 Priest Holmes	2003
1,327 Kareem Hunt	2017
1,287 Jamaal Charles	2013
1,121 Joe Delaney	1981
1,120 Jamaal Charles	2009
1,087 Mike Garrett	1967
1,053 Tony Reed	1978
1,049 Abner Haynes	1962
1,033 Jamaal Charles	2014
1,031 Christian Okoye	1991
1,015 Barry Word	1990
Most Rushing Yards, Consecutive Seasons	
3,539 Larry Johnson (1,750, 1,789)	2005-06
3,170 Priest Holmes (1,555, 1,615)	2001-02
3,035 Priest Holmes (1,615, 1,420)	2002-03
2,796 Jamaal Charles (1,509, 1,287)	2012-13
2,348 Larry Johnson (1,789, 559)	2006-07
Most Rushing Yards, Rookie, Season	
1,327 Kareem Hunt	2017
1,121 Joe Delaney	1981
875 Abner Haynes	1960
866 Robert Holmes	1968
801 Mike Garrett	1966
Most Rushing Yards, Game (All 200+)	
259 Jamaal Charles at Denver	Jan. 3, 2010
233 Jamaal Charles at New Orleans	Sept. 23, 2012
226 Jamaal Charles vs. Indianapolis	Dec. 23, 2012
211 Larry Johnson at Houston	Nov. 20, 2005
201 Larry Johnson vs. Cincinnati	Jan. 1, 2006
200 Barry Word at Detroit	Oct. 14, 1990
Most Rushing Yards, Rookie, Game (All 150+)	
193 Joe Delaney vs. Houston	Nov. 15, 1981
172 Kareem Hunt at Los Angeles Chargers	Sept. 24, 2017
161 Mike Garrett at San Diego	Dec. 18, 1966
158 Robert Holmes at Cincinnati	Nov. 10, 1968
157 Abner Haynes at N.Y. Titans	Nov. 24, 1960
155 Kareem Hunt vs. Los Angeles Chargers	Dec. 16, 2017
150 Kolby Smith vs. Oakland	Nov. 25, 2007
Most Rushing Yards, Consecutive Games (All 300+)	
361 (102, 259) J. Charles	Dec. 27, 2009 - Jan. 3, 2010
343 (132, 211) Larry Johnson	Nov. 13-20, 2005
332 (131, 201) L. Johnson	Dec. 24, 2005 - Jan. 1, 2006
330 (211, 119) Larry Johnson	Nov. 20-27, 2005
327 (155, 172) Larry Johnson	Oct. 29 - Nov. 5, 2006
321 (233, 88) Jamaal Charles	Sept. 23-30, 2012
319 (121, 198) Larry Johnson	Sept. 21-28, 2008
311 (154, 157) Larry Johnson	Nov. 19-23, 2006
310 (197, 113) Priest Holmes	Nov. 24 - Dec. 1, 2002
310 (143, 167) Larry Johnson	Dec. 11-17, 2005
301 (104, 197) Priest Holmes	Nov. 17-24, 2002
Most Rushing Yards vs. One Opponent, Season	
327 (172, 155) Kareem Hunt vs. Los Angeles Chargers	2017
315 (56, 259) Jamaal Charles vs. Denver	2009
289 (154, 135) Larry Johnson vs. Oakland	2006
283 (126, 157) Larry Johnson vs. Denver	2006
282 (156, 126) Christian Okoye vs. Seattle	1989
Most Games, 100 or More Rushing Yards, Career	
30 Larry Johnson	2003-09
24 Priest Holmes	2001-07
23 Jamaal Charles	2008-16

CHIEFS INDIVIDUAL RECORDS

14 Christian Okoye	1987-92
13 Abner Haynes	1960-65
Most Games, 100 or More Rushing Yards, Season	
11 Larry Johnson	2006
10 Larry Johnson	2005
9 Priest Holmes	2002
8 Christian Okoye	1989
7 Priest Holmes	2001
7 Jamaal Charles	2012
Most Games, 100 or More Rushing Yards, Rookie, Season	
6 Kareem Hunt	2017
5 Joe Delaney	1981
3 Curtis McClinton	1962
2 Mike Garrett	1966
2 Robert Holmes	1968
2 Abner Haynes	1960
2 Woody Green	1974
Most Consecutive Games, 100 or More Rushing Yards	
9 Larry Johnson	Nov. 6, 2005 - Jan. 1, 2006
5 Priest Holmes	Nov. 17 - Dec. 15, 2002
4 Larry Johnson	Nov. 19 - Dec. 10, 2006
4 Jamaal Charles	Dec. 13, 2009 - Jan. 3 2010
3 Joe Delaney	Oct. 4 - Oct. 18, 1981
3 Christian Okoye	Sept. 24 - Oct. 8, 1989
3 Christian Okoye	Oct. 22 - Nov. 5, 1989
3 Larry Johnson	Dec. 5 - Dec. 19, 2004
3 Larry Johnson	Oct. 22 - Nov. 5, 2006
3 Jamaal Charles	Nov. 25 - Dec. 9, 2012
3 Kareem Hunt	Sept. 24 - Oct. 8, 2017
Longest Run From Scrimmage	
91 (TD) Jamaal Charles at New Orleans	Sept. 23, 2012
91 (TD) Damien Williams vs. Minnesota	Nov. 3, 2019
86 (TD) Jamaal Charles vs. Indianapolis	Dec. 23, 2012
84 (TD) Ted McKnight at Seattle	Sept. 30, 1979
84 (TD) Damien Williams vs. L.A. Chargers	Dec. 29, 2019
82 (TD) Joe Delaney vs. Denver	Oct. 18, 1981
82 (TD) Derrick Alexander vs. Pittsburgh	Dec. 12, 1999
80 (TD) Abner Haynes at N.Y. Jets	Nov. 29, 1964
80 (TD) Warren McVea vs. Cincinnati	Oct. 26, 1969
80 Jamaal Charles at St. Louis	Dec. 19, 2010
80 (TD) Jamaal Charles at Cleveland	Dec. 9, 2012
Most Rushing Yards, QB, Career	
1,672 Alex Smith	2013-17
1,253 Len Dawson	1962-75
712 Steve Fuller	1979-82
692 Trent Green	2001-06
682 Mike Livingston	1968-79
Most Rushing Yards, QB, Season	
498 Alex Smith	2015
431 Alex Smith	2013
386 Tyler Thigpen	2008
355 Alex Smith	2017
274 Steve Fuller	1980
Most 10+ Yard Rushes, Career	
196 Jamaal Charles	2008-16
190 Priest Holmes	2001-07
137 Larry Johnson	2003-09
71 Marcus Allen	1993-97
63 Kimble Anders	1991-00
Most 10+ Yard Rushes, Season	
53 Priest Holmes	2002
52 Priest Holmes	2001
49 Larry Johnson	2006
47 Larry Johnson	2005

45 Jamaal Charles	2010
Most 10+ Yard Rushes, Game	
10 Priest Holmes at Oakland	Dec. 9, 2001
9 Priest Holmes at Seattle	Nov. 24, 2002
7 Larry Johnson at N.Y. Giants	Dec. 17, 2005
7 Jamaal Charles vs. Buffalo	Oct. 31, 2010
Highest Rushing Average, Career (400 attempts)	
5.45 Jamaal Charles (1,332-7,260)	2008-16
4.80 Abner Haynes (794-3,814)	1960-64
4.60 Priest Holmes (1,321-6,070)	2001-07
4.57 Kimble Anders (495-2,261)	1991-00
4.44 Ted McKnight (528-2,344)	1977-81
Highest Rushing Average, Season (100 attempts)	
6.38 Jamaal Charles (230-1,467)	2010
6.03 Ted McKnight (104-627)	1978
5.89 Jamaal Charles (190-1,120)	2009
5.61 Abner Haynes (156-875)	1960
5.49 Mack Lee Hill (105-576)	1964
Highest Rushing Average, Game (10 attempts)	
14.27 A. Haynes at N.Y. Titans (11-157)	Nov. 24, 1960
12.25 T. McKnight at Seattle (12-147)	Sept. 30, 1979
11.58 E. Podolak vs. Denver (12-139)	Dec. 6, 1970
11.45 J. Charles at St. Louis (11-126)	Dec. 19, 2010
11.29 A. Haynes vs. Oakland (14-158)	Nov. 26, 1961
Most Rushing Touchdowns, Career	
76 Priest Holmes	2001-07
55 Larry Johnson	2003-09
44 Marcus Allen	1993-97
43 Jamaal Charles	2008-16
40 Christian Okoye	1987-92
39 Abner Haynes	1960-65
Most Rushing Touchdowns, QB, Career	
10 Alex Smith	2013-17
9 Len Dawson	1962-75
7 Mike Livingston	1968-79
6 Pete Beathard	1964-73
6 Rich Gannon	1995-98
Most Rushing Touchdowns, Season	
27 Priest Holmes	2003
21 Priest Holmes	2002
20 Larry Johnson	2005
17 Larry Johnson	2006
14 Priest Holmes	2004
Most Rushing Touchdowns, Consecutive Seasons	
48 Priest Holmes (21, 27)	2002-03
41 Priest Holmes (27, 14)	2003-04
37 Larry Johnson (20, 17)	2005-06
29 Priest Holmes (8, 21)	2001-02
29 Larry Johnson (9, 20)	2004-05
Most Rushing Touchdowns, Rookie, Season	
10 Billy Jackson	1981
9 Abner Haynes	1960
8 Kareem Hunt	2017
7 Robert Holmes	1968
6 Mike Garrett	1966
Most Rushing Touchdowns, Game	
4 Abner Haynes vs. Oakland	Nov. 26, 1961
4 Priest Holmes at Cleveland	Sept. 8, 2002
4 Priest Holmes vs. Atlanta	Oct. 24, 2004
4 Derrick Blaylock vs. Atlanta	Oct. 24, 2004
3 Jack Spikes vs. Houston	Oct. 1, 1961
3 Abner Haynes vs. Boston	Sept. 8, 1962
3 Bert Coan at Denver	Oct. 23, 1966
3 Ed Podolak at Detroit	Nov. 25, 1971
3 Ed Podolak vs. Cleveland	Dec. 12, 1976

CHIEFS INDIVIDUAL RECORDS

3 Billy Jackson at Oakland	Oct. 25, 1981
3 Marcus Allen at Seattle	Dec. 5, 1993
3 Donnell Bennett at Philadelphia	Sept. 27, 1998
3 Bam Morris at San Diego	Nov. 22, 1998
3 Priest Holmes vs. Denver	Oct. 20, 2002
3 Priest Holmes vs. Pittsburgh	Sept. 14, 2003
3 Priest Holmes vs. Buffalo	Oct. 26, 2003
3 Priest Holmes vs. Detroit	Dec. 14, 2003
3 Priest Holmes at Minnesota	Dec. 20, 2003
3 Priest Holmes at Denver	Sept. 12, 2004
3 Priest Holmes vs. Indianapolis	Oct. 31, 2004
3 Larry Johnson at Dallas	Dec. 11, 2005
3 Larry Johnson vs. Cincinnati	Jan. 1, 2006
3 Larry Johnson vs. Seattle	Oct. 29, 2006
3 Larry Johnson vs. Jacksonville	Dec. 31, 2006
3 Jamaal Charles at Green Bay	Sept. 28, 2015

Most Rushing Touchdowns, Consecutive Games

7 Priest Holmes	Oct. 24-31, 2004
6 Priest Holmes	Dec. 14-20, 2003
5 Priest Holmes	5 times
	Last; Dec. 20-28, 2003
5 Larry Johnson	3 times
	Last; Oct. 22-29, 2006

Most Consecutive Games With Rushing Touchdown

11 Priest Holmes	Sept. 22 - Dec. 8, 2002
8 Priest Holmes	Nov. 23, 2003 - Sept. 19, 2004
8 Larry Johnson	Nov. 28, 2004 - Sept. 18, 2005
7 Larry Johnson	Nov. 20, 2005 - Jan. 1, 2006
7 Larry Johnson	Oct. 15 - Nov. 23, 2006

Most Rushing Touchdowns, QB, Season

5 Steve Bono	1995
Alex Smith	2016
4 Pete Beathard	1965
Steve Fuller	1980
3 Five Players Tied	

Passing

Most Seasons Leading League in Passing

4 Len Dawson	1962, 1964, 1966, 1968
--------------	------------------------

Highest Passer Rating Career (1,000 attempts)

108.9 Patrick Mahomes	2017-19
94.8 Alex Smith	2013-17
87.3 Trent Green	2001-06
83.2 Len Dawson	1962-75
81.8 Steve DeBerg	1988-91
80.6 Elvis Grbac	1997-00

Highest Passer Rating, Season (200 attempts)

113.8 Patrick Mahomes	2018
105.3 Patrick Mahomes	2019
104.7 Alex Smith	2017
101.9 Len Dawson	1966
98.8 Len Dawson	1968
98.4 Len Dawson	1962
98.0 Damon Huard	2006
96.3 Steve DeBerg	1990

Highest Passer Rating, Rookie, Season

112.3 Todd Blackledge	1983
76.4 Patrick Mahomes	2017
66.7 Hunter Enis	1960
55.8 Steve Fuller	1979

Highest Passer Rating, Game (20 attempts)

158.3 Trent Green vs. Detroit	Dec. 14, 2003
158.3 Alex Smith at Oakland	Dec. 15, 2013
156.6 Steve Bono at Seattle	Sept. 3, 1995

154.8 Patrick Mahomes at Pittsburgh	Sept. 16, 2018
154.3 Trent Green at Washington	Sept. 30, 2001
148.6 Alex Smith at New England	Sept. 7, 2017
147.6 Bill Kenney at San Diego	Dec. 16, 1984
146.0 Joe Montana at Tampa Bay	Sept. 5, 1993

Most 100.0+ Passer Rating Games, Career

30 Len Dawson	1962-75
29 Alex Smith	2013-17
27 Trent Green	2001-06
19 Steve DeBerg	1988-91
19 Patrick Mahomes	2017-19
14 Bill Kenney	1980-88

Most 100.0+ Passer Rating Games, Season

13 Patrick Mahomes	2018
10 Steve DeBerg	1990
9 Alex Smith	2017
7 Trent Green	2003
7 Trent Green	2004
7 Patrick Mahomes	2019
6 Alex Smith	2015
6 Matt Cassel	2010

Most Passes Attempted, Career

3,696 Len Dawson	1962-75
2,777 Trent Green	2001-06
2,436 Alex Smith	2013-17
2,430 Bill Kenney	1979-88
1,751 Mike Livingston	1968-79
1,616 Steve DeBerg	1988-91

Most Passes Attempted, Season (All 500+)

603 Bill Kenney	1983
580 Patrick Mahomes	2018
556 Trent Green	2004
547 Elvis Grbac	2000
523 Trent Green	2001
523 Trent Green	2003
520 Steve Bono	1995
508 Alex Smith	2013
507 Trent Green	2005
505 Alex Smith	2017

Most Passes Attempted, Consecutive Seasons

1,079 Trent Green (523, 556)	2003-04
1,064 Patrick Mahomes (580, 484)	2018-19
1,063 Trent Green (556, 507)	2004-05
1,046 Elvis Grbac (499, 547)	1999-00
994 Alex Smith (489, 505)	2016-17
993 Trent Green (523, 470)	2001-02
993 Trent Green (470, 523)	2002-03

Most Passes Attempted, Rookie, Season

270 Steve Fuller	1979
54 Hunter Enis	1960
35 Patrick Mahomes	2017
34 Todd Blackledge	1983

Most Passes Attempted, Game (All 50+)

55 Joe Montana at San Diego	Oct. 9, 1994
55 Steve Bono at Miami	Dec. 12, 1994
54 Joe Montana at Denver	Oct. 17, 1994
54 Steve Bono at San Diego	Sept. 29, 1996
53 Elvis Grbac at Oakland	Nov. 5, 2000
53 Trent Green at San Diego	Jan. 2, 2005
53 Matt Cassel at Denver	Nov. 14, 2010
53 Patrick Mahomes vs. Baltimore	Dec. 9, 2018
52 Bill Kenney at Denver	Oct. 30, 1983
50 Bill Kenney vs. Buffalo	Nov. 30, 1986
50 Steve DeBerg at Cleveland	Nov. 24, 1991

CHIEFS INDIVIDUAL RECORDS

50 Rich Gannon at Jacksonville	Nov. 9, 1997
50 Alex Smith at Pittsburgh	Oct. 2, 2016
50 Patrick Mahomes at Tennessee	Nov. 10, 2019
Most Passes Completed, Career	
2,115 Len Dawson	1962-75
1,720 Trent Green	2001-06
1,587 Alex Smith	2013-17
1,330 Bill Kenney	1979-88
934 Steve DeBerg	1988-91
912 Mike Livingston	1968-79
Most Passes Completed, Season (All 300+)	
383 Patrick Mahomes (580 att.)	2018
369 Trent Green (556 att.)	2004
346 Bill Kenney (603 att.)	1983
341 Alex Smith (505 att.)	2017
330 Trent Green (523 att.)	2003
328 Alex Smith (461 att.)	2016
326 Elvis Grbac (547 att.)	2000
319 Patrick Mahomes (484 att.)	2019
317 Trent Green (507 att.)	2005
308 Alex Smith (508 att.)	2013
307 Alex Smith (470 att.)	2015
303 Alex Smith (464 att.)	2014
Most Passes Completed, Consecutive Seasons (All 600+)	
702 Patrick Mahomes (383, 319)	2018-19
699 Trent Green (330, 369)	2003-04
686 Trent Green (369, 317)	2004-05
686 Patrick Mahomes (383, 303)	2018-19
669 Alex Smith (328, 341)	2016-17
635 Alex Smith (307, 328)	2015-16
620 Elvis Grbac (294, 326)	1999-00
617 Trent Green (287, 330)	2002-03
611 Alex Smith (308, 303)	2013-14
610 Alex Smith (303, 307)	2014-15
Most Passes Completed, Rookie, Season	
146 Steve Fuller	1979
30 Hunter Enis	1960
22 Patrick Mahomes	2017
20 Todd Blackledge	1983
Most Passes Completed, Game (All 30+)	
39 Elvis Grbac at Oakland	Nov. 5, 2000
37 Joe Montana at San Diego	Oct. 9, 1994
36 Patrick Mahomes at Tennessee	Nov. 10, 2019
35 Patrick Mahomes at Baltimore	Dec. 9, 2018
34 Joe Montana at Denver	Oct. 17, 1994
34 Trent Green at Denver	Dec. 7, 2003
34 Alex Smith vs. San Diego	Sept. 11, 2016
33 Steve Bono at Miami	Dec. 12, 1994
33 Trent Green at San Diego	Jan. 2, 2005
33 Matt Cassel at Denver	Nov. 14, 2010
33 Patrick Mahomes at L.A. Rams	Nov. 19, 2018
32 Trent Green at Tampa Bay	Nov. 7, 2004
32 Trent Green vs. Oakland	Dec. 25, 2004
31 Bill Kenney at San Diego	Dec. 11, 1983
31 Elvis Grbac vs. Carolina	Dec. 10, 2000
31 Trent Green at San Diego	Oct. 30, 2005
31 Alex Smith at Pittsburgh	Dec. 21, 2014
31 Alex Smith at Cincinnati	Oct. 4, 2015
30 Steve DeBerg vs. Cleveland	Nov. 24, 1991
30 Elvis Grbac vs. Seattle	Nov. 21, 1999
30 Alex Smith at Pittsburgh	Oct. 2, 2016
30 Patrick Mahomes at Oakland	Sept. 15, 2019
Most Consecutive Passes Completed	
15 Len Dawson at Houston	Sept. 9, 1967

15 Bill Kenney vs. San Diego (13)	Sept. 12, 1983
at Washington (2)	Sept. 18, 1983
15 Alex Smith at Oakland	Oct. 16, 2016
15 Alex Smith at Atlanta	Dec. 4, 2016
14 Trent Green vs. Indianapolis	Oct. 31, 2004
Most Seasons Leading League	
*8 Len Dawson	1962, '64-69, '75
*NFL RECORD	
Most Consecutive Seasons Leading League	
*6 Len Dawson	1964-69
*NFL RECORD	
Highest Completion Percentage, Career (1,000 attempts)	
65.88 Patrick Mahomes (1,099-724)	2017-19
65.15 Alex Smith (2,436-1,587)	2013-17
61.94 Trent Green (1,777-1,720)	2001-06
57.97 Steve DeBerg (1,616-934)	1988-91
57.94 Elvis Grbac (1,548-897)	1997-00
57.35 Matt Cassel (1,489-854)	2009-12
Highest Completion Percentage, Season (100 attempts)	
67.52 Alex Smith (505-341)	2017
67.08 Alex Smith (489-328)	2016
66.43 Len Dawson (140-93)	1975
66.37 Trent Green (556-369)	2004
66.03 Patrick Mahomes (580-383)	2018
65.91 Patrick Mahomes (484-319)	2019
65.32 Alex Smith (470-307)	2015
65.30 Alex Smith (464-303)	2014
63.09 Trent Green (523-330)	2003
62.52 Trent Green (507-317)	2005
62.05 Damon Huard (206-332)	2007
Highest Completion Percentage, Rookie, Season	
62.86 Patrick Mahomes (35-22)	2017
58.82 Todd Blackledge (34-20)	1983
55.56 Hunter Enis (54-30)	1960
54.07 Steve Fuller (270-146)	1979
Highest Completion Percentage, Game (20 attempts)	
86.36 A. Smith at Oakland (22-19)	Oct. 16, 2016
86.21 A. Smith vs. St. Louis (29-25)	Oct. 26, 2014
85.00 A. Smith at Oakland (20-17)	Dec. 15, 2013
84.00 A. Smith at Baltimore (25-21)	Dec. 20, 2015
84.00 A. Smith at Atlanta (25-21)	Dec. 4, 2016
Most Passing Yards, Career (All 10,000+)	
28,507 Len Dawson	1962-75
21,459 Trent Green	2001-06
17,608 Alex Smith	2013-17
17,277 Bill Kenney	1979-88
11,873 Steve DeBerg	1988-91
11,295 Mike Livingston	1968-79
10,642 Elvis Grbac	1997-00
Most Passing Yards, Season (All 4,000+)	
5,097 Patrick Mahomes	2018
4,591 Trent Green	2004
4,348 Bill Kenney	1983
4,169 Elvis Grbac	2000
4,042 Alex Smith	2017
4,039 Trent Green	2003
4,031 Patrick Mahomes	2019
4,014 Trent Green	2005
Most Passing Yards, Consecutive Seasons	
9,128 Patrick Mahomes (5,097, 4,031)	2018-19
8,630 Trent Green (4,039, 4,591)	2003-04
8,605 Trent Green (4,591, 4,014)	2004-05
7,729 Trent Green (3,690, 4,039)	2002-03

CHIEFS INDIVIDUAL RECORDS

7,558 Elvis Grbac (3,389, 4,169)	1999-00
7,544 Alex Smith (3,502, 4,042)	2016-17
Most Passing Yards, Rookie, Season	
1,484 Steve Fuller	1979
357 Hunter Enis	1960
284 Patrick Mahomes	2017
259 Todd Bleckledge	1983
Most Passing Yards, Game (All 400+)	
504 Elvis Grbac at Oakland	Nov. 5, 2000
478 Patrick Mahomes at L.A. Rams	Nov. 19, 2018
469 Matt Cassel at Denver	Nov. 14, 2010
446 Patrick Mahomes at Tennessee	Nov. 10, 2019
443 Patrick Mahomes at Oakland	Sept. 15, 2019
435 Len Dawson vs. Denver	Nov. 1, 1964
411 Bill Kenney at San Diego	Dec. 11, 1983
400 Trent Green at Green Bay	Oct. 12, 2003
Most Games, 300 Yards Passing, Career	
24 Trent Green	2001-06
17 Patrick Mahomes	2017-19
15 Bill Kenney	1979-88
9 Len Dawson	1962-75
8 Alex Smith	2013-17
7 Elvis Grbac	1997-00
5 Steve DeBerg	1988-91
Most Games, 300 Yards Passing, Season	
10 Patrick Mahomes	2018
8 Trent Green	2004
7 Bill Kenney	1983
7 Patrick Mahomes	2019
5 Elvis Grbac	2000
5 Trent Green	2003
5 Alex Smith	2017
Most Consecutive Games, 300 Yards Passing, Season	
8 Patrick Mahomes	2018
5 Patrick Mahomes	2019
4 Bill Kenney	1983
4 Trent Green	2004
3 Elvis Grbac	2000
2 Joe Montana	1994
2 Steve Bono	1994
2 Trent Green	2001
2 Trent Green	2002
2 Trent Green	2003
Long Pass Completion (All TDs)	
*99 Trent Green vs. San Diego (to Marc Boerigter)	Dec. 22, 2002
93 Mike Livingston vs. Miami (to Otis Taylor for 79 yards, lateral to Robert Holmes for 14 yards)	Oct. 19, 1969
92 Len Dawson at Denver (to Tommy Brooker)	Nov. 18, 1962
92 Len Dawson at Oakland (to Gloster Richardson)	Nov. 3, 1968
90 Len Dawson vs. Houston (to Frank Pitts)	Nov. 17, 1968
90 Steve DeBerg vs. San Diego (to J.J. Birden)	Nov. 18, 1990
*NFL RECORD	
Most 20+ Yard Passes, Career	
274 Trent Green	2001-06
215 Alex Smith	2013-17
133 Elvis Grbac	1997-00
127 Patrick Mahomes	2017-19
122 Matt Cassel	2009-12

73 Steve DeBerg	1990-91
68 Joe Montana	1993-94
Most 20+ Yard Passes, Season	
75 Patrick Mahomes	2018
59 Trent Green	2004
55 Elvis Grbac	2000
54 Trent Green	2003
52 Alex Smith	2017
51 Trent Green	2001
51 Trent Green	2005
Most 20+ Yard Passes, Game	
9 Matt Cassel at Denver	Nov. 14, 2010
9 Patrick Mahomes at L.A. Rams	Nov. 19, 2018
8 Patrick Mahomes at Oakland	Sept. 15, 2019
7 Dave Krieg at L.A. Raiders	Dec. 6, 1992
7 Rich Gannon at San Diego	Nov. 22, 1998
7 Elvis Grbac at Oakland	Nov. 5, 2000
7 Trent Green at Arizona	Oct. 21, 2001
7 Trent Green vs. Indianapolis	Oct. 31, 2004
7 Alex Smith at New York Jets	Dec. 3, 2017
7 Patrick Mahomes at Cleveland	Nov. 4, 2018
6 16 times; Last P. Mahomes vs. IND	Oct. 6, 2019
Most Seasons Leading League	
3 Len Dawson	1962, '66, '69
Highest Passing Average, Career (1,000 attempts)	
8.56 Patrick Mahomes (1,099-9,412)	2017-19
7.73 Trent Green (2,777-21,459)	2001-06
7.71 Len Dawson (3,696-28,507)	1962-75
7.35 Steve DeBerg (1,616-11,873)	1988-91
7.23 Alex Smith (2,436-17,608)	2013-17
7.11 Bill Kenney (2,430-17,277)	1979-88
6.88 Elvis Grbac (1,548-10,643)	1997-00
Highest Passing Average, Season (Qualifiers: 224 attempts/16 G)	
9.42 Len Dawson (224-2,109)	1968
8.90 Len Dawson (310-2,759)	1962
8.90 Len Dawson (284-2,527)	1966
8.79 Patrick Mahomes (580-5,097)	2018
Highest Passing Average, Game (20 attempts)	
15.76 S. DeBerg at New England (21-331)	Dec. 2, 1990
14.35 A. Smith at Oakland (20-287)	Dec. 15, 2013
13.90 T. Green vs. Denver (21-292)	Dec. 16, 2001
12.82 L. Dawson vs. Denver (22-282)	Dec. 19, 1965
Most Seasons Leading League	
*4 Len Dawson	1962, '63, '65, '66
*NFL RECORD	
Most Touchdown Passes, Career	
237 Len Dawson	1962-75
118 Trent Green	2001-06
105 Bill Kenney	1979-88
102 Alex Smith	2013-17
76 Patrick Mahomes	2017-19
67 Steve DeBerg	1988-91
Most Touchdown Passes, Season	
50 Patrick Mahomes	2018
30 Len Dawson	1964
29 Len Dawson	1962
28 Elvis Grbac	2000
27 Trent Green	2004
27 Matt Cassel	2010
26 Len Dawson	1963, '66
26 Trent Green	2002
26 Alex Smith	2017
26 Patrick Mahomes	2019
Most Touchdown Passes, Consecutive Seasons	

CHIEFS INDIVIDUAL RECORDS

76 Patrick Mahomes (50, 26)	2018-19
56 Len Dawson (26, 30)	1963-64
55 Len Dawson (29, 26)	1962-63
51 Len Dawson (30, 21)	1964-65
51 Trent Green (24, 27)	2003-04
50 Elvis Grbac (22, 28)	1999-00
50 Len Dawson (26, 24)	1966-67
50 Trent Green (26, 24)	2002-03

Most Touchdown Passes, Rookie, Season

6 Steve Fuller	1979
3 Todd Blackledge	1983
1 Hunter Enis	1960

Most Touchdown Passes, Game

6 Len Dawson vs. Denver	Nov. 1, 1964
6 Patrick Mahomes	2 times
Last; at L.A. Rams	Nov. 19, 2018
5 Len Dawson	2 times
Last; vs. Miami	Oct. 8, 1967
5 Elvis Grbac vs. San Diego	Sept. 17, 2000
5 Trent Green vs. Miami	Sept. 29, 2002
5 Alex Smith at Oakland	Dec. 15, 2013
4 Len Dawson	6 times
Last; at Baltimore	Sept. 28, 1970
4 Bill Kenney	4 times
Last; at Chicago	Nov. 1, 1987
4 Trent Green at Cleveland	Dec. 3, 2006
4 Matt Cassel	2 times
Last; at Indianapolis	Oct. 9, 2011
4 Alex Smith	2 times
Last; at New York Jets	Dec. 3, 2017
4 Patrick Mahomes	6 times
Last; at Oakland	Sept. 15, 2019

Most Consecutive Games, Touchdown Passes

15 Elvis Grbac	Nov. 28, 1999 - Nov. 12, 2000
14 Len Dawson	Oct. 3, 1965 - Oct. 8, 1966
14 Patrick Mahomes	Oct. 14, 2018 - Sept. 22, 2019
12 Len Dawson	Sept. 8, 1962 - Dec. 2, 1962
12 Trent Green	Nov. 28, 2001 - Oct. 20, 2002

Most Consecutive Passes, None Intercepted

312 Alex Smith	2015
297 Alex Smith	2016-17
233 Steve DeBerg	1990
219 Patrick Mahomes	2018-19
202 Rich Gannon	1997-98
187 Patrick Mahomes	2017-18

Most Passes Had Intercepted, Career

178 Len Dawson	1962-75
86 Bill Kenney	1979-88
85 Trent Green	2001-06
83 Mike Livingston	1968-79
50 Steve DeBerg	1988-91

Most Attempts, No Interceptions, Game (All 40+)

53 Matt Cassel at Denver	Nov. 14, 2010
47 Trent Green at Denver	Dec. 7, 2003
45 Patrick Mahomes at Denver	Oct. 1, 2018
45 Alex Smith at Cincinnati	Oct. 4, 2015
45 Bill Kenney at L.A. Raiders	Oct. 9, 1983
45 Steve DeBerg at Denver	Sept. 17, 1990
45 Trent Green at Green Bay	Oct. 12, 2003
45 Alex Smith at Denver	Nov. 17, 2013
45 Alex Smith at Pittsburgh	Dec. 21, 2014
44 Alex Smith at Denver	Nov. 27, 2016
44 Patrick Mahomes at Oakland	Sept. 15, 2019
43 Bill Kenney at Houston	Oct. 23, 1983

43 Rich Gannon at Denver	Dec. 6, 1998
43 Trent Green at Denver	Dec. 15, 2002
43 Trent Green at San Diego	Oct. 30, 2005
43 Matt Cassel vs. Buffalo	Dec. 13, 2009
42 Trent Green vs. Cleveland	Nov. 9, 2003
42 Trent Green at Cincinnati	Nov. 16, 2003
42 Alex Smith at Denver	Sept. 14, 2014
42 Patrick Mahomes at Detroit	Sept. 29, 2019
41 Todd Blackledge vs. Houston	Nov. 11, 1984
41 Steve Bono vs. San Diego	Oct. 9, 1995
41 Rich Gannon vs. Dallas	Dec. 13, 1998
41 Tyler Thigpen at San Diego	Nov. 9, 2008
40 Steve Bono vs. New England	Oct. 15, 1995
40 Elvis Grbac vs. San Diego	Oct. 16, 1997
40 Elvis Grbac vs. Oakland	Oct. 15, 2000
40 Patrick Mahomes at Seattle	Dec. 23, 2018

Most Passes Had Intercepted, Season

24 Trent Green	2001
23 Cotton Davidson	1961
19 Len Dawson	1963
19 Bill Kenney	1983
17 Len Dawson	1962, '67
17 Trent Green	2004

Most Passes Had Intercepted, Rookie, Season

14 Steve Fuller	1979
2 Hunter Enis	1960
2 Brodie Croyle	2006
1 Tyler Thigpen	2007
1 Patrick Mahomes	2017
0 Todd Blackledge	1983

Most Interceptions, Game

6 Todd Blackledge vs. L.A. Rams	Oct. 20, 1985
5 Cotton Davidson at Houston	Oct. 16, 1960
5 Len Dawson vs. Oakland	Nov. 23, 1969
5 Mike Livingston vs. Pittsburgh	Oct. 13, 1974
5 Bill Kenney vs. San Diego	Sept. 20, 1981
5 Steve DeBerg at San Diego	Sept. 24, 1989

Lowest Percentage, Passes Had Intercepted, Career (1,000 att)

1.35 Alex Smith (2,436-33)	2013-17
1.64 Patrick Mahomes (1,099-18)	2017-19
2.96 Matt Cassel (1,489-44)	2009-12
3.04 Elvis Grbac (1,548-47)	1997-00
3.09 Steve DeBerg (1,616-50)	1988-91
3.54 Bill Kenney (2,430-85)	1979-88

Lowest Percentage, Passes Had Intercepted, Season (300 att)

0.90 Steve DeBerg (444-4)	1990
0.99 Alex Smith (505-5)	2017
1.03 Patrick Mahomes (484-5)	2019
1.29 Alex Smith (464-6)	2014
1.38 Alex Smith (508-7)	2013
1.49 Alex Smith (470-7)	2015
1.56 Matt Cassel (450-7)	2010
1.64 Alex Smith (489-8)	2016
1.69 Rich Gannon (354-6)	1998
1.83 Joe Montana (493-9)	1994

Times Sacked

195.0 Bill Kenney	1979-88
192.0 Alex Smith	2013-17
173.0 Trent Green	2001-06
133.0 Mike Livingston	1968-79
120.0 Steve Fuller	1979-82
109.0 Matt Cassel	2009-12
90.0 Len Dawson	1962-75

CHIEFS INDIVIDUAL RECORDS

Times Sacked, Season

49.0 Steve Fuller	1980
48.0 Dave Krieg	1992
45.0 Alex Smith	2014
45.0 Alex Smith	2015
42.0 Matt Cassel	2009
41.0 Bill Kenney	1983
39.0 Trent Green	2001
39.0 Alex Smith	2013

Times Sacked, Game

10.0 Steve Fuller vs. Baltimore	Nov. 2, 1980
8.0 Steve Fuller at Pittsburgh	Dec. 5, 1982

Pass Receiving

Most Seasons Leading League

1 MacArthur Lane (66 recs.)	1976
1 Tony Gonzalez (102 recs.)	2004

Most Pass Receptions, Career

916 Tony Gonzalez	1997-08
532 Dwayne Bowe	2007-14
507 Travis Kelce	2013-19
416 Henry Marshall	1976-87
410 Otis Taylor	1965-75
391 Chris Burford	1960-67

Most Seasons, 50 or More Pass Receptions

11 Tony Gonzalez	1998-08
6 Dwayne Bowe	2007-08, 2010-13
6 Travis Kelce	2014-19
5 Kimble Anders	1994-98
5 Eddie Kennison	2002-06
4 Chris Burford	1961, '63-64, '66
4 Otis Taylor	1966-67, '71-72
4 Tyreek Hill	2016-19
3 Carlos Carson	1983-84, '87
3 Stephone Paige	1986, '88, '90
3 Derrick Alexander	1998-00
3 Priest Holmes	2001-03

Most Pass Receptions, Season (All 80+)

103 Travis Kelce	2018
102 Tony Gonzalez	2004
99 Tony Gonzalez	2007
97 Travis Kelce	2019
96 Tony Gonzalez	2008
93 Tony Gonzalez	2000
87 Jeremy Maclin	2015
87 Tyreek Hill	2018
86 Dwayne Bowe	2008
85 Travis Kelce	2016
81 Dwayne Bowe	2011
80 Carlos Carson	1983

Most Pass Receptions, Consecutive Seasons

200 Travis Kelce (103, 97)	2018-19
195 Tony Gonzalez (99, 96)	2007-08
186 Travis Kelce (83, 103)	2017-18
180 Tony Gonzalez (102, 78)	2004-05
173 Tony Gonzalez (71, 102)	2003-04
172 Tony Gonzalez (73, 99)	2006-07
169 Tony Gonzalez (76, 93)	1999-00

Most Pass Receptions, Game (All 10+)

14 Tony Gonzalez at San Diego	Jan. 2, 2005
13 Dwayne Bowe at Denver	Nov. 14, 2010
13 Dwayne Bowe at Seattle	Nov. 28, 2010
12 Ed Podolak vs. Denver	Oct. 7, 1973
12 Travis Kelce at Oakland	Dec. 2, 2018

11 Chris Burford at Buffalo	Sept. 22, 1963
11 Emile Harry at Cleveland	Nov. 24, 1991
11 Kimble Anders vs. N.Y. Giants	Sept. 10, 1995
11 Tony Gonzalez at New England	Dec. 4, 2000
11 Dante Hall at Denver	Dec. 7, 2003
11 Tony Gonzalez vs. Oakland	Dec. 25, 2004
11 Jeremy Maclin at Cincinnati	Oct. 4, 2015
11 Travis Kelce vs. Denver	Dec. 25, 2016
11 Tyreek Hill at Tennessee	Nov. 10, 2019
11 Travis Kelce vs. Denver	Dec. 15, 2019
10 Chris Burford at Boston	Oct. 12, 1962
10 Chris Buford vs. Buffalo	Oct. 13, 1963
10 Frank Jackson at N.Y. Jets	Nov. 29, 1964
10 Chris Burford at Boston	Sept. 25, 1966
10 Otis Taylor vs. Cincinnati	Oct. 15, 1972
10 Ed Podolak at Houston	Sept. 29, 1974
10 Stephone Paige at Denver	Sept. 17, 1990
10 J.J. Birden at Miami	Dec. 12, 1994
10 Kimble Anders vs. Denver	Nov. 16, 1998
10 Tony Gonzalez at Denver	Sept. 24, 2000
10 Tony Gonzalez vs. Carolina	Dec. 10, 2000
10 Tony Gonzalez vs. Cincinnati	Sept. 10, 2006
10 Tony Gonzalez vs. Green Bay	Nov. 4, 2007
10 Tony Gonzalez vs. San Diego	Dec. 2, 2007
10 Tony Gonzalez at Detroit	Dec. 23, 2007
10 Tony Gonzalez at San Diego	Nov. 9, 2008
10 Tony Gonzalez vs. Buffalo	Nov. 23, 2008
10 Dwayne Bowe at Cincinnati	Dec. 28, 2008
10 Tyreek Hill at Carolina	Nov. 13, 2016
10 Albert Wilson at Denver	Dec. 31, 2017
10 Tyreek Hill at L.A. Rams	Nov. 19, 2018
10 Travis Kelce at L.A. Rams	Nov. 19, 2018

Most Pass Receptions, Half

11 T. Gonzalez (2nd) at San Diego	Jan. 2, 2005
10 E. Harry (2nd) at Cleveland	Nov. 24, 1991
9 C. Burford (2nd) vs. Buffalo	Oct. 13, 1963
9 K. Anders (2nd) vs. N.Y. Giants	Sept. 10, 1995
9 T. Gonzalez (1st) vs. Oakland	Dec. 25, 2004

Most Consecutive Games, Pass Receptions

131 Tony Gonzalez	Dec. 4, 2000 - Dec. 28, 2008
95 Travis Kelce	Sept. 7, 2014 - Dec. 29, 2019
83 Stephone Paige	Nov. 17, 1985 - Sept. 29, 1991
55 Eddie Kennison	Dec. 9, 2001 - Oct. 2, 2005
48 Priest Holmes	Sept. 9, 2001 - Sept. 19, 2004

Most Receptions, Running Back, Career

369 Kimble Anders	1991-00
288 Ed Podolak	1969-77
285 Jamaal Charles	2008-16
251 Priest Holmes	2001-07
197 Abner Haynes	1960-64

Most Receptions, Running Back, Season

74 Priest Holmes	2003
70 Priest Holmes	2002
70 Jamaal Charles	2013
67 Kimble Anders	1994
66 MacArthur Lane	1976

Most Receptions, Tight End, Career

916 Tony Gonzalez	1997-08
507 Travis Kelce	2013-19
198 Fred Arbanas	1962-70
163 Walter White	1975-79
135 Jonathan Hayes	1985-93
111 Keith Cash	1992-96

Most Pass Receptions, Tight End, Season

CHIEFS INDIVIDUAL RECORDS

103 Travis Kelce	2018
102 Tony Gonzalez	2004
99 Tony Gonzalez	2007
97 Travis Kelce	2019
96 Tony Gonzalez	2008
93 Tony Gonzalez	2000
85 Travis Kelce	2016

Most Pass Receptions, Rookie, Season

70 Dwayne Bowe	2007
61 Tyreek Hill	2016
55 Abner Haynes (RB)	1960
53 Kareem Hunt (RB)	2017
48 Sylvester Morris	2000

Most Receiving Yards, Career (All 6,000+)

10,940 Tony Gonzalez	1997-08
7,306 Otis Taylor	1965-75
7,155 Dwayne Bowe	2007-14
6,465 Travis Kelce	2013-19
6,454 Henry Marshall	1976-87
6,360 Carlos Carson	1980-89
6,341 Stephone Paige	1983-91

Most Seasons, 1,000 or More Receiving Yards

4 Tony Gonzalez	2000, 2004, 2007-08
4 Travis Kelce	2016-19
3 Carlos Carson	1983-84, '87
3 Dwayne Bowe	2008, 2010-11
2 Otis Taylor	1966, '71
2 Eddie Kennison	2004-05
2 Tyreek Hill	2017-18
1 Stephone Paige	1990
1 Andre Rison	1997
1 Derrick Alexander	2000
1 Jeremy Maclin	2015

Most Receiving Yards, Season (All 1,000+)

1,479 Tyreek Hill	2018
1,391 Derrick Alexander	2000
1,351 Carlos Carson	1983
1,336 Travis Kelce	2018
1,297 Otis Taylor	1966
1,258 Tony Gonzalez	2004
1,229 Travis Kelce	2019
1,203 Tony Gonzalez	2000
1,183 Tyreek Hill	2017
1,172 Tony Gonzalez	2007
1,162 Dwayne Bowe	2010
1,159 Dwayne Bowe	2011
1,125 Travis Kelce	2016
1,110 Otis Taylor	1971
1,102 Eddie Kennison	2005
1,092 Andre Rison	1997
1,086 Eddie Kennison	2004
1,078 Carlos Carson	1984
1,058 Tony Gonzalez	2008
1,044 Carlos Carson	1987
1,038 Travis Kelce	2017
1,034 Jeremy Maclin	2015
1,022 Dwayne Bowe	2008
1,021 Stephone Paige	1990

Most Receiving Yards, Consecutive Seasons

2,662 Tyreek Hill (1,183, 1,479)	2017-18
2,565 Travis Kelce (1,336, 1,229)	2018-19
2,429 Carlos Carson (1,351, 1,078)	1983-84
2,374 Travis Kelce (1,038, 1,336)	2017-18
2,336 Tyreek Hill (1,479, 860)	2018-19

2,321 Dwayne Bowe (1,162, 1,159)	2010-11
2,255 Otis Taylor (1,297, 958)	1966-67
2,230 Tony Gonzalez (1,172, 1,058)	2007-08
2,223 Derrick Alexander (832, 1,391)	1999-00
2,188 Eddie Kennison (1,086, 1,102)	2004-05

Most Receiving Yards, Game

309 Stephone Paige vs. San Diego	Dec. 22, 1985	(8 Receptions)
215 Tyreek Hill at L.A. Rams	Nov. 19, 2018	(10 Receptions)
213 Curtis McClinton vs. Denver	Dec. 19, 1965	(5 Receptions)
210 Larry Brunson vs. San Diego	Nov. 10, 1974	(9 Receptions)
206 Stephone Paige at Denver	Sept. 17, 1990	(10 Receptions)
198 Sammy Watkins at Jacksonville	Sept. 8, 2019	(9 Receptions)
197 Carlos Carson at San Diego	Oct. 25, 1987	(9 Receptions)

Most Games, 100 or More Receiving Yards, Career

26 Tony Gonzalez	1997-08
20 Otis Taylor	1965-75
19 Travis Kelce	2013-19
18 Carlos Carson	1980-88
17 Eddie Kennison	2001-07
15 Dwayne Bowe	2007-14

Most Games, 100 or More Receiving Yards, Season

6 Otis Taylor	1966
6 Carlos Carson	1983
6 Derrick Alexander	2000
6 Tony Gonzalez	2000
6 Tony Gonzalez	2004
6 Travis Kelce	2016
6 Tyreek Hill	2018
5 Eddie Kennison	2004
5 Eddie Kennison	2005
5 Tony Gonzalez	2007
5 Dwayne Bowe	2010
5 Travis Kelce	2018

Most Consecutive Games, 100 or More Receiving Yards, Season

4 Tony Gonzalez	2000
4 Travis Kelce	2016
3 Frank Jackson	1964
3 Otis Taylor	1966
3 Willie Davis	1992
3 Dwayne Bowe	2010

Longest Pass Receptions (All TDs)

*99 Marc Boerigter vs. San Diego	
(from Trent Green)	Dec. 22, 2002
92 Tommy Brooker at Denver	
(from Len Dawson)	Nov. 18, 1962
92 Gloster Richardson at Oakland	
(from Len Dawson)	Nov. 3, 1968
90 Frank Pitts vs. Boston	
(from Len Dawson)	Nov. 17, 1968
90 J.J. Birden vs. San Diego	
(from Steve DeBerg)	Nov. 18, 1990
89 Otis Taylor vs. Miami	
(from Len Dawson)	Nov. 13, 1966
89 Demarcus Robinson vs. Oakland	
(from Patrick Mahomes)	Dec. 30, 2018
86 Stephone Paige vs. New England	

CHIEFS INDIVIDUAL RECORDS

(from Steve DeBerg)	Dec. 2, 1990
86 Derrick Alexander at Chicago	
(from Elvis Grbac)	Sept. 12, 1999
*NFL RECORD	
Most Receiving Yards, Running Back, Career	
2,829 Kimble Anders	1991-00
2,739 Abner Haynes	1960-65
2,457 Jamaal Charles	2008-16
2,456 Ed Podolak	1969-77
2,377 Priest Holmes	2001-07
Most Receiving Yards, Running Back, Season	
693 Jamaal Charles	2013
690 Priest Holmes	2003
672 Priest Holmes	2002
614 Priest Holmes	2001
590 Curtis McClinton	1965
Most Receiving Yards, Running Back, Game	
213 Curtis McClinton vs. Denver	Dec. 19, 1965
195 Jamaal Charles at Oakland	Dec. 15, 2013
149 Abner Haynes vs. San Diego	Oct. 20, 1963
130 Johnny Robinson vs. Buffalo	Dec. 18, 1960
129 Spencer Ware vs. San Diego	Sept. 11, 2016
127 Abner Haynes at N.Y. Titans	Dec. 3, 1961
Most Games, 100 or More Receiving Yards, RB, Career	
5 Abner Haynes	1960-65
5 Priest Holmes	2001-07
3 Johnny Robinson	1960-71
3 Paul Palmer	1987-88
2 Curtis McClinton	1962-69
2 Larry Johnson	2003-09
2 Jamaal Charles	2008-16
Most Games, 100 or More Receiving Yards, RB, Season	
3 Paul Palmer	1988
2 Johnny Robinson	1960
2 Abner Haynes	1964
2 Priest Holmes	2001
Most Receiving Yards, Tight End, Career (All 1,000+)	
10,940 Tony Gonzalez	1997-08
6,465 Travis Kelce	2013-19
3,101 Fred Arbanas	1962-70
2,396 Walter White	1975-79
1,541 Jonathan Hayes	1985-93
1,046 Keith Cash	1992-96
1,009 Tony Moeaki	2010-12
Most Receiving Yards, Tight End, Season	
1,336 Travis Kelce	2018
1,258 Tony Gonzalez	2004
1,229 Travis Kelce	2019
1,203 Tony Gonzalez	2000
1,172 Tony Gonzalez	2007
1,125 Travis Kelce	2016
1,058 Tony Gonzalez	2008
Most Receiving Yards, Tight End, Game	
168 Travis Kelce at Oakland	Dec. 2, 2018
160 Travis Kelce vs. Denver	Dec. 25, 2016
147 Tony Gonzalez at New England	Dec. 4, 2000
144 Tony Gonzalez at San Diego	Jan. 2, 2005
140 Tony Gonzalez vs. Miami	Sept. 29, 2002
140 Tony Gonzalez vs. San Diego	Dec. 2, 2007
140 Travis Kelce at Atlanta	Dec. 4, 2016
Most Receiving Yards, Rookie, Season	
995 Dwayne Bowe	2007
789 Chris Burford	1960

678 Sylvester Morris	2000
611 Johnny Robinson (RB)	1960
593 Tyreek Hill	2016
576 Abner Haynes (RB)	1960
Highest Receiving Average, Career (200 receptions)	
18.12 Carlos Carson (351-6,360)	1980-89
17.82 Otis Taylor (410-7,306)	1965-75
17.30 Derrick Alexander (213-3,685)	1998-01
16.82 Stephone Paige (377-6,341)	1983-91
16.29 Eddie Kennison (321-5,230)	2001-07
Highest Receiving Average, Season (24 receptions)	
22.36 Otis Taylor (58-1,297)	1966
21.93 Stephone Paige (43-943)	1985
21.83 Frank Pitts (30-655)	1968
Highest Receiving Average, Game (3 receptions)	
42.60 C. McClinton vs. Denver (5-213)	Dec. 19, 1965
40.00 J. Robinson vs. N.Y. Titans (3-120)	Oct. 2, 1960
39.67 Otis Taylor at Denver (3-119)	Dec. 14, 1968
Most Receiving Touchdowns, Career	
76 Tony Gonzalez	1997-08
57 Otis Taylor	1965-75
55 Chris Burford	1960-67
49 Stephone Paige	1983-91
44 Dwayne Bowe	2007-14
Most Receiving Touchdowns, Season	
15 Dwayne Bowe	2010
12 Chris Burford	1962
12 Tyreek Hill	2018
11 Otis Taylor	1967
11 Stephone Paige	1986
11 Tony Gonzalez	1999
10 Stephone Paige	1985
10 Derrick Alexander	2000
10 Tony Gonzalez	2003
10 Tony Gonzalez	2008
10 Travis Kelce	2018
Most Receiving Touchdowns, Consecutive Seasons	
21 Chris Burford (12, 9)	1962-63
21 Stephone Paige (10, 11)	1985-86
20 Tony Gonzalez (11, 9)	1999-00
20 Dwayne Bowe (15, 5)	2010-11
19 Otis Taylor (8, 11)	1966-67
19 Dwayne Bowe (4, 15)	2009-10
19 Tyreek Hill (7, 12)	2017-18
19 Tyreek Hill (12, 7)	2018-19
Most Receiving Touchdowns, Rookie, Season	
6 Fred Arbanas	1962
6 Stephone Paige	1983
6 Tyreek Hill	2016
6 Mecole Hardman	2019
5 Chris Burford	1960
5 Otis Taylor	1965
5 Bill Jones	1990
5 Tim Barnett	1991
5 Dwayne Bowe	2007
Most Receiving Touchdowns, Game	
4 Frank Jackson at San Diego	Dec. 13, 1964
4 Jamaal Charles at Oakland	Dec. 15, 2013
3 Chris Burford at Oakland	Sept. 23, 1962
3 Chris Burford at Boston	Sept. 25, 1966
3 Otis Taylor at Denver	Dec. 17, 1967
3 Otis Taylor at N.Y. Jets	Nov. 16, 1969
3 Sylvester Morris vs. San Diego	Sept. 17, 2000
3 Tony Gonzalez vs. Miami	Sept. 29, 2002
3 Dwayne Bowe at Seattle	Nov. 28, 2010

CHIEFS INDIVIDUAL RECORDS

3 Tyreek Hill at New England	Oct. 14, 2018
3 Sammy Watkins at Jacksonville	Sept. 8, 2019
Most Consecutive Games, Touchdown Receptions	
7 Dwayne Bowe	Oct. 17, 2010 - Nov. 28, 2010
5 Chris Burford	Sept. 8, 1962 - Oct. 12, 1962
5 Otis Taylor	Oct. 23, 1966 - Nov. 20, 1966
4 Curtis McClinton	Sept. 11, 1966 - Oct. 2, 1966
4 Willie Frazier	Sept. 17, 1972 - Oct. 8, 1972
4 Otis Taylor	Sept. 25, 1972 - Oct. 15, 1972
4 Tony Gonzalez	Sept. 24, 2000 - Oct. 22, 2000
4 Tony Gonzalez	Dec. 7, 2008 - Dec. 28, 2008
Highest TD Catch Percentage, Season (20 recs.)	
40.0 Marc Boerigter (20 recs., 8 TDs)	2002
33.3 Chris Burford (45 recs., 12 TDs)	1962
27.3 Gloster Richardson (22 recs., 6 TDs)	1968
25.0 Fred Arbanas (20 recs., 5 TDs)	1967
23.5 Fred Arbanas (34 recs., 8 TDs)	1964
23.1 Mecole Hardman (25 recs., 6 TDs)	2019
Most 20+ Yard Receptions, Career	
130 Tony Gonzalez	1997-08
101 Dwayne Bowe	2007-14
89 Travis Kelce	2013-19
81 Eddie Kennison	2001-07
66 Tyreek Hill	2016-19
64 Derrick Alexander	1998-01
53 Willie Davis	1991-95
Most 20+ Yard Receptions, Season	
27 Tyreek Hill	2018
24 Derrick Alexander	2000
20 Derrick Alexander	1998
19 Tony Gonzalez	2004
19 Dwayne Bowe	2010
19 Dwayne Bowe	2011
19 Travis Kelce	2017
18 Eddie Kennison	2004
18 Travis Kelce	2018
Most 20+ Yard Receptions, Game	
5 Derrick Alexander at San Diego	Nov. 22, 1998
5 Tyreek Hill at Los Angeles Chargers	Sept. 9, 2018
5 Tyreek Hill at Los Angeles Rams	Nov. 19, 2018
4 Derrick Alexander vs. St. Louis	Oct. 22, 2000
4 Eddie Kennison vs. Jacksonville	Dec. 31, 2006
4 Dwayne Bowe at Denver	Nov. 14, 2010
4 Travis Kelce at Oakland	Dec. 2, 2018
4 Sammy Watkins at Jacksonville	Sept. 8, 2019
4 Demarcus Robinson at Oakland	Sept. 15, 2019
3 42 times; Last, Tyreek Hill vs. Minnesota	Nov. 3, 2019

Total Yards From Scrimmage

Most Attempts From Scrimmage, Career		
1,617 Jamaal Charles (1,332 rush, 285 rec.)		2008-16
1,572 Priest Holmes (1,321 rush, 251 rec.)		2001-07
1,526 Larry Johnson (1,375 rush, 151 rec.)		2003-09
1,445 Ed Podolak (1,157 rush, 288 rec.)		1969-77
1,288 Christian Okoye (1,246 rush, 42 rec.)		1987-92
1,073 Marcus Allen (932 rush, 141 rec.)		1993-97
Most Attempts From Scrimmage, Season		
457 Larry Johnson (416 rush, 41 rec.)		2006
394 Priest Holmes (320 rush, 74 rec.)		2003
389 Priest Holmes (327 rush, 62 rec.)		2001
383 Priest Holmes (313 rush, 70 rec.)		2002
372 Christian Okoye (370 rush, 2 rec.)		1989
Most Attempts From Scrimmage, Game		

41 (39 rush, 2 rec.) L. Johnson vs. Seattle	Oct. 29, 2006
39 (33 rush, 6 rec.) J. Charles at New Orleans	Sept. 23, 2012
38 (38 rush, 0 rec.) C. Okoye at Green Bay	Dec. 10, 1989
38 (33 rush, 5 rec.) L. Johnson vs. JAX	Dec. 31, 2006
37 (37 rush, 0 rec.) C. Okoye vs. Seattle	Nov. 5, 1989
37 (36 rush, 1 rec.) L. Johnson at Houston	Nov. 20, 2005
Most Yards From Scrimmage, Career	
10,954 Tony Gonzalez (14 rush, 10,940 rec.)	1997-08
9,717 Jamaal Charles (7,260 rush, 2,457 rec.)	2008-16
8,447 Priest Holmes (6,070 rush, 2,377 rec.)	2001-07
7,467 Otis Taylor (161 rush, 7,306 rec.)	1965-75
7,384 Larry Johnson (6,015 rush, 1,369 rec.)	2003-09
Most Yards From Scrimmage, Season	
2,287 Priest Holmes (1,615 rush, 672 rec.)	2002
2,199 Larry Johnson (1,789 rush, 410 rec.)	2006
2,169 Priest Holmes (1,555 rush, 614 rec.)	2001
2,110 Priest Holmes (1,420 rush, 690 rec.)	2003
2,093 Larry Johnson (1,750 rush, 343 rec.)	2005
Most Yards From Scrimmage, Game	
309 Stephone Paige vs. San Diego (0 rush, 309 rec.)	Dec. 22, 1985
307 Priest Holmes at Seattle (197 rush, 110 rec.)	Nov. 24, 2002
288 Jamaal Charles at New Orleans (233 rush, 55 rec.)	Sept. 23, 2012
277 Priest Holmes at Oakland (168 rush, 109 rec.)	Dec. 9, 2001
262 Jamaal Charles at Denver (259 rush, 3 rec.)	Jan. 3, 2009
Yards Per Touch Average, RB, Career (350 touches)	
6.60 Abner Haynes (993-6,553)	1960-64
6.57 Jamaal Charles (1,668-10,963)	2008-16
5.89 Kimble Anders (864-5,890)	1991-00
5.53 Curtis McClinton (916-5,069)	1962-69
5.48 Tony Reed (651-3,566)	1977-80
Yards Per Touch Average, RB, Season (200 touches)	
7.0 Jamaal Charles (275-1,935)	2010
6.9 Abner Haynes (211-1,451)	1960
6.6 Abner Haynes (213-1,399)	1961
6.2 Abner Haynes (260-1,622)	1962
6.2 Jamaal Charles (230-1,417)	2009

Combined Yardage

Most Combined Attempts, Career (All 1,000+)		
1,668 Jamaal Charles		2008-16
1,572 Priest Holmes		2001-07
1,569 Ed Podolak		1969-77
1,526 Larry Johnson		2003-09
1,289 Christian Okoye		1987-92
1,114 Abner Haynes		1960-65
Most Combined Attempts, Season (All 300+)		
457 Larry Johnson		2006
394 Priest Holmes		2003
389 Priest Holmes		2001
383 Priest Holmes		2002
372 Christian Okoye		1989
329 Jamaal Charles		2013
325 Kareem Hunt		2017
320 Jamaal Charles		2012
Most Combined Attempts, Game		
41 Larry Johnson vs. Seattle	Oct. 29, 2006	
39 Jamaal Charles at New Orleans	Sept. 23, 2012	
38 Christian Okoye at Green Bay	Dec. 10, 1989	

CHIEFS INDIVIDUAL RECORDS

38 Larry Johnson vs. Jacksonville	Dec. 31, 2006
37 Christian Okoye vs. Seattle	Nov. 5, 1989
37 L. Johnson at Houston	Nov. 20, 2005
36 Abner Haynes at Denver	Oct. 30, 1960
36 Derrick Blaylock at New Orleans	Nov. 14, 2004
36 L. Johnson vs. New England	Nov. 27, 2005
36 L. Johnson vs. San Diego	Dec. 24, 2005
Most Combined Yards, Career (All 7,500+)	
12,356 Dante Hall	2000-06
10,963 Tony Gonzalez	1997-08
10,963 Jamaal Charles	2008-16
8,447 Abner Haynes	1960-65
8,447 Priest Holmes	2001-07
8,343 Ed Podolak	1969-77
7,677 Carlos Carson	1980-89
Most Combined Yards, Season	
2,446 Dante Hall	2003
2,342 Jamaal Charles	2009
2,287 Priest Holmes	2002
2,236 Dante Hall	2004
2,283 Dante Hall	2005
Most Combined Yards, Game	
309 Stephone Paige vs. San Diego	Dec. 22, 1985
307 Priest Holmes at Seattle	Nov. 24, 2002
296 Dante Hall at Denver	Dec. 7, 2003
290 Noland Smith at San Diego	Oct. 15, 1967
288 Jamaal Charles at New Orleans	Sept. 23, 2012

Punting

Most Seasons Leading League

*4 Jerrel Wilson 1965, '68, '72-73

*NFL RECORD

1 Bob Grupp	1979
1 Jim Arnold	1984
Most Punts, Career	
1,124 Dustin Colquitt	2005-19
1,018 Jerrel Wilson	1963-77
421 Louie Aguiar	1994-98
284 Jim Arnold	1983-85
272 Bryan Barker	1990-93
Most Punts, Season	
101 Daniel Pope	1999
99 Lewis Colbert	1986
98 Jim Arnold	1984
96 Dustin Colquitt	2009
95 Dustin Colquitt	2007
Most Punts, Game	
11 Bob Grupp vs. Baltimore	Sept. 2, 1979
11 Jim Arnold at San Francisco	Nov. 17, 1985
11 Kelly Goodburn vs. Cleveland	Nov. 19, 1989
11 Louie Aguiar vs. San Diego	Nov. 13, 1994
11 Dustin Colquitt at Chicago	Dec. 4, 2011
10 Jerrel Wilson at N.Y. Jets	Sept. 18, 1965
10 Jerrel Wilson vs. Denver	Oct. 6, 1974
10 Kelly Goodburn at N.Y. Jets	Oct. 2, 1988
10 Todd Sauerbrun at San Diego	Nov. 26, 2000
10 Dustin Colquitt at N.Y. Jets	Dec. 30, 2007
10 Dustin Colquitt at Jacksonville	Sept. 8, 2013
Longest Punt (All 70+)	
81 Dustin Colquitt vs. San Diego	Dec. 2, 2007
77 Dustin Colquitt at Denver	Dec. 31, 2017
76 Dan Stryzinski vs. Oakland	Sept. 9, 2001
74 Bob Grupp vs. San Diego	Nov. 4, 1979
73 Dustin Colquitt vs. Oakland	Sept. 14, 2008

72 Jerrel Wilson at San Diego	Sept. 29, 1963
72 Dustin Colquitt at Oakland	Dec. 23, 2006
72 Dustin Colquitt at St. Louis	Dec. 19, 2010
71 Dustin Colquitt at Oakland	Dec. 16, 2012
70 Jerrel Wilson at Denver	Oct. 11, 1964
70 Jerrel Wilson vs. Buffalo	Oct. 18, 1964
70 Jerrel Wilson vs. Houston	Nov. 28, 1968
70 Dustin Colquitt at Jacksonville	Nov. 8, 2009
Most Punting Yards, Career	
50,393 Dustin Colquitt	2005-19
44,218 Jerrel Wilson	1963-77
17,930 Louie Aguiar	1994-98
11,934 Jim Arnold	1983-85
11,267 Bryan Barker	1990-93
Most Punting Yards, Season	
4,397 Jim Arnold	1984
4,361 Dustin Colquitt	2009
4,322 Dustin Colquitt	2007
4,218 Daniel Pope	1999
4,084 Dustin Colquitt	2011
Highest Punting Average, Career (200 punts)	
44.83 Dustin Colquitt (1,124-50,393)	2005-19
43.44 Jerrel Wilson (1,018-44,218)	1963-77
42.59 Louie Aguiar (421-17,930)	1994-98
42.02 Jim Arnold (284-11,934)	1983-85
Highest Punting Average, Season (50 punts)	
46.83 Dustin Colquitt (83-3,887)	2012
46.03 Dustin Colquitt (87-4,005)	2013
45.89 Dustin Colquitt (89-4,084)	2011
45.70 Dustin Colquitt (65-2,971)	2015
45.53 Jerrel Wilson (80-3,642)	1973
45.49 Dustin Colquitt (95-4,322)	2007
Highest Punting Average, Game (4 punts)	
57.20 Dustin Colquitt vs. San Diego (5-286)	Oct. 31, 2011
56.40 Jerrel Wilson vs. Boston (5-282)	Oct. 11, 1970
55.60 Louie Aguiar at Arizona (5-278)	Oct. 1, 1995
54.75 Jerrel Wilson vs. Boston (4-129)	Oct. 3, 1965
Highest Net Punting Average, Career (200 Punts)	
39.74 Dustin Colquitt	2005-19
35.48 Louie Aguiar	1994-98
35.42 Jerrel Wilson	1963-77
35.13 Bob Grupp	1979-81
34.82 Bryan Barker	1990-93
Highest Net Punting Average, Season (50 Punts)	
41.11 Dustin Colquitt	2017
40.84 Dustin Colquitt	2015
40.78 Dustin Colquitt	2009
40.78 Dustin Colquitt	2012
40.66 Dustin Colquitt	2016
Highest Net Punting Average, Game (4 Punts)	
52.50 Dustin Colquitt vs. Denver	Sept. 15, 2015
52.20 Dustin Colquitt at L.A. Chargers	Sept. 9, 2018
52.00 Dustin Colquitt at Indianapolis	Oct. 10, 2010
51.86 Dustin Colquitt at Oakland	Dec. 16, 2012
51.25 Dustin Colquitt vs. San Diego	Sept. 30, 2012
48.80 Dustin Colquitt at Miami	Sept. 21, 2014
Most Consecutive Punts, None Blocked	
458 Dustin Colquitt	2013-19
377 Louie Aguiar	1994-98
256 Jerrel Wilson	1968-71
233 Jim Arnold	1983-85
Punts Had Blocked, Career	
12 Jerrel Wilson	1963-77
5 Dustin Colquitt	2005-19
2 Bob Grupp	1979-81

CHIEFS INDIVIDUAL RECORDS

2 Jim Arnold	1983-85
2 Bryan Barker	1990-93
2 Daniel Pope	1999
Punts Had Blocked, Season	
2 Jerrel Wilson	1974
2 Jim Arnold	1985
2 Daniel Pope	1999
Punts Had Blocked, Game	
2 Jim Arnold vs. Denver	Oct. 27, 1985
Most Punts Inside the 20, Career	
462 Dustin Colquitt	2005-19
117 Louie Aguiar	1994-98
62 Bryan Barker	1990-93
58 Jim Arnold	1983-85
54 Kelly Goodburn	1987-90
Most Punts Inside the 20, Season	
45 Dustin Colquitt	2012
41 Dustin Colquitt	2009
38 Dustin Colquitt	2016
37 Dustin Colquitt	2015
35 Dustin Colquitt	2013

Punt Returns

Most Punt Returns, Career	
220 J.T. Smith	1979-84
188 Dante Hall	2000-06
181 Tamarick Vanover	1995-99
105 Javier Arenas	2010-12
86 Ed Podolak	1969-77
85 Tyreek Hill	2016-19
Most Punt Returns, Season	
58 J.T. Smith	1979
58 Dexter McCluster	2013
51 Tamarick Vanover	1995
51 Tamarick Vanover	1999
50 J.T. Smith	1981
Most Punt Returns, Game	
8 Ed Podolak vs. San Diego	Nov. 10, 1974
8 De'Anthony Thomas vs. Oakland	Dec. 14, 2014
7 J.T. Smith vs. Baltimore	Sept. 2, 1979
7 J.T. Smith vs. N.Y. Giants	Oct. 21, 1979
7 Tamarick Vanover vs. Detroit	Sept. 26, 1999
7 Tamarick Vanover at Denver	Dec. 5, 1999
7 Eddie Drummond at Oakland	Oct. 21, 2007
7 Dexter McCluster at Jacksonville	Sept. 8, 2013
7 Dexter McCluster at Washington	Dec. 8, 2013
Most Seasons Leading League	
2 J.T. Smith	1979-80
Most Punt Return Yards, Career	
2,322 J.T. Smith	1979-84
1,930 Tamarick Vanover	1995-99
1,882 Dante Hall	2000-06
1,029 Javier Arenas	2010-12
1,009 Tyreek Hill	2016-19
959 Dexter McCluster	2010-13
Most Punt Return Yards, Season	
686 Dexter McCluster	2013
640 Tamarick Vanover	1999
612 J.T. Smith	1979
592 Tyreek Hill	2016
581 J.T. Smith	1980
Most Punt Return Yards, Game	
177 Dexter McCluster at Washington	Dec. 8, 2013
156 De'Anthony Thomas vs. Oakland	Dec. 14, 2014
141 J.T. Smith vs. Oakland	Sept. 23, 1979

130 Tamarick Vanover vs. New Orleans	Dec. 21, 1997
128 Dante Hall vs. Arizona	Dec. 1, 2002

Longest Punt Return (All TDs)	
95 Tyreek Hill at San Diego	Jan. 1, 2017
94 Dexter McCluster vs. San Diego	Sept. 13, 2010
93 Dante Hall vs. Denver	Oct. 5, 2003
91 Tyreek Hill at L.A. Chargers	Sept. 9, 2018
90 Dante Hall vs. Arizona	Dec. 1, 2002
89 Dexter McCluster vs. N.Y. Giants	Sept. 29, 2013

Most Seasons Leading League	
1 Abner Haynes	1960
1 Noland Smith	1968
1 Ed Podolak	1970
1 J.T. Smith	1980
1 Dante Hall	2003
1 Tyreek Hill	2016

Highest Punt Return Average, Career (50 returns)	
12.14 Dexter McCluster (79-959)	2010-13
11.87 Tyreek Hill (85-1,009)	2016-19
11.11 Noland Smith (53-589)	1967-69
10.87 Abner Haynes (54-587)	1960-64
10.66 Tamarick Vanover (181-1,930)	1995-99
10.60 J.T. Smith (216-2,289)	1978-84

Highest Punt Return Average, Season (12 returns)	
16.28 Dante Hall (29-472)	2003
15.54 Dexter McCluster (13-202)	2010
15.36 Abner Haynes (14-215)	1960
15.18 Tyreek Hill (39-592)	2016
15.00 Noland Smith (18-270)	1968

Highest Punt Return Average, Game (3 returns)	
35.00 D. Hall vs. Denver (3-105)	Oct. 5, 2003
33.33 D. McCluster vs. San Diego (3-100)	Sept. 13, 2010
28.67 M. Garrett at Buffalo (3-86)	Sept. 11, 1966
28.67 N. Smith vs. N.Y. Jets (3-86)	Sept. 15, 1968
28.25 D. McCluster vs. N.Y. Giants (4-113)	Sept. 29, 2013

Most Punt Return Touchdowns, Career	
5 Dante Hall	2000-06
4 J.T. Smith	1979-84
4 Tamarick Vanover	1995-99
4 Tyreek Hill	2016-19

Most Punt Return Touchdowns, Season	
2 J.T. Smith	1979
2 J.T. Smith	1980
2 Dale Carter	1992
2 Tamarick Vanover	1999
2 Dante Hall	2002
2 Dante Hall	2003
2 Dexter McCluster	2013
2 Tyreek Hill	2016

Most Punt Return Touchdowns, Game	
1 28 times	
Last; Tyreek Hill at L.A. Chargers	Sept. 9, 2018

Kickoff Returns

Most Kickoff Returns, Career	
360 Dante Hall	2000-06
212 Tamarick Vanover	1995-99
84 Dave Grayson	1961-64
72 Nile Davis	2013-16
68 Noland Smith	1967-69

Most Kickoff Returns, Season	
68 Dante Hall	2004
65 Dante Hall	2005
57 Dante Hall	2002
57 Dante Hall	2003

CHIEFS INDIVIDUAL RECORDS

53 Dante Hall	2006
Most Kickoff Returns, Game	
9 Noland Smith vs. Oakland	Nov. 23, 1967
9 Paul Palmer at Seattle	Sept. 20, 1987
Most Kickoff Return Yards, Career	
8,644 Dante Hall	2000-06
5,099 Tamarick Vanover	1995-99
2,231 Dave Grayson	1961-64
1,942 Knile Davis	2013-16
1,822 Noland Smith	1967-69
1,326 Abner Haynes	1960-64
Most Kickoff Return Yards, Season	
1,718 Dante Hall	2004
1,560 Dante Hall	2005
1,478 Dante Hall	2003
1,354 Dante Hall	2002
1,308 Tamarick Vanover	1997
Most Kickoff Return Yards, Game (All 200+)	
251 Jon Vaughn at Miami	Dec. 12, 1994
244 Noland Smith at San Diego	Oct. 15, 1967
234 Dante Hall vs. Philadelphia	Oct. 2, 2005
233 Dante Hall vs. San Diego	Nov. 28, 2004
221 Paul Palmer at Seattle	Sept. 20, 1987
206 Noland Smith vs. Oakland	Nov. 23, 1967
Longest Kickoff Return (All TDs)	
108 Knile Davis vs. Denver	Dec. 1, 2013
106 Noland Smith at Denver	Dec. 17, 1967
104 Mecole Hardman vs. L.A. Chargers	Dec. 29, 2019
100 Dante Hall vs. Pittsburgh	Sept. 14, 2003
99 Dave Grayson at Denver	Sept. 7, 1963
99 Tamarick Vanover at Seattle	Sept. 3, 1995
99 Knile Davis vs. St. Louis	Oct. 26, 2014
97 Boyce Green at Pittsburgh	Dec. 21, 1986
97 Tamarick Vanover at Denver	Oct. 27, 1996
97 Dante Hall at Baltimore	Sept. 28, 2003
97 Dante Hall vs. Denver	Dec. 19, 2004
97 Jamaal Charles vs. Pittsburgh	Nov. 22, 2009
Most Seasons Leading League	
1 Dave Grayson	1961
Highest Kickoff Return Average, Career (50 returns)	
26.97 Knile Davis (72-1,942)	2013-16
26.79 Noland Smith (68-1,822)	1967-69
26.56 Dave Grayson (84-2,231)	1961-64
25.17 Abner Haynes (52-1,309)	1960-64
24.43 Jamaal Charles (51-1,246)	2008-16
24.05 Tamarick Vanover (212-5,099)	1995-99
Highest Kickoff Return Average, Season (15 returns)	
30.06 Quintin Demps (33-992)	2013
28.31 Dave Grayson (16-453)	1961
28.30 Larry Marshall (23-651)	1972
29.71 Dave Grayson (18-535)	1962
Highest Kickoff Return Average, Game (3 returns)	
48.67 Dante Hall vs. Pittsburgh (3-146)	Sept. 14, 2003
45.00 Tremon Smith at New England (4-180)	Oct. 14, 2018
44.67 Dante Hall vs. St. Louis (3-134)	Dec. 8, 2002
44.33 Paul Palmer vs. Seattle (3-133)	Dec. 27, 1987
40.67 Noland Smith at San Diego (6-244)	Oct. 15, 1967
40.33 L. Williams vs. Cincinnati (3-121)	Nov. 21, 1976
40.33 Dante Hall at Baltimore (3-121)	Sept. 28, 2003
Most Kickoff Return Touchdowns, Career	
6 Dante Hall	2000-06
4 Tamarick Vanover	1995-99
2 Paul Palmer	1987-88
2 Knile Davis	2013-16
Most Kickoff Return Touchdowns, Season	

2 Paul Palmer	1987
2 Tamarick Vanover	1995
2 Dante Hall	2003
2 Dante Hall	2004
Most Kickoff Return Touchdowns, Game	
1 24 times	
Last; Mecole Hardman vs. L.A. Chargers	Dec. 29, 2019

Fumbles

Most Opponents Fumbles Forced, Career	
45 Derrick Thomas	1989-99
33 Tamba Hali	2006-17
29 Neil Smith	1988-96
23 Derrick Johnson	2005-17
14 Justin Houston	2011-18
13 Kevin Ross	1984-93, '97
13 Jared Allen	2004-07
Most Opponents Fumbles Forced, Season	
8 Derrick Thomas	1992
7 Jared Allen	2005
7 Dee Ford	2018
6 Derrick Thomas	1990
6 Derrick Thomas	1994
6 Tamba Hali	2006
Most Fumbles Forced, Rookie, Season	
6 Tamba Hali	2006
4 Kevin Ross	1984
4 Tim Cofield	1986

Interceptions

Most Seasons, Leading League	
2 Johnny Robinson	1966, '70
2 Emmitt Thomas	1969, '74
Most Interceptions By, Career	
58 Emmitt Thomas	1966-78
57 Johnny Robinson	1960-71
50 Deron Cherry	1981-91
39 Gary Barbaro	1976-82
38 Albert Lewis	1983-93
Most Interceptions By, Season	
12 Emmitt Thomas	1974
10 Johnny Robinson	1966
10 Bobby Hunt	1966
10 Johnny Robinson	1970
10 Gary Barbaro	1980
9 Emmitt Thomas	1969
9 Deron Cherry	1986
Most Interceptions By, Rookie, Season	
8 Marcus Peters	2015
8 Bobby Hunt	1962
7 Dale Carter	1992
6 Kevin Ross	1984
4 Bobby Ply	1962
4 Emmitt Thomas	1967
4 Lloyd Burruss	1981
4 Albert Lewis	1983
4 Eric Berry	2010
3 13 players; Last J. Thornhill (2019)	
Most Interceptions By, Game	
*4 Bobby Ply vs. San Diego	Dec. 16, 1962
4 Bobby Hunt vs. Houston	Oct. 4, 1964
4 Deron Cherry vs. Seattle	Sept. 29, 1985
3 Bobby Ply vs. Denver	Dec. 9, 1962
3 Johnny Robinson at Baltimore	Sept. 28, 1970

CHIEFS INDIVIDUAL RECORDS

3 Albert Lewis vs. Atlanta	Dec. 8, 1985
3 Lloyd Burruss vs. San Diego	Oct. 19, 1986
3 Albert Lewis vs. Atlanta	Sept. 1, 1991
3 Greg Wesley vs. Miami	Sept. 29, 2002
3 Greg Wesley vs. New England	Nov. 27, 2005

*NFL RECORD

Most Consecutive Games, Passes Intercepted By

6 Eric Harris	1980
---------------	------

Most Interception Return Yards, Career

938 Emmitt Thomas (58 INTs)	1966-78
771 Gary Barbaro (39 INTs)	1975-82
741 Johnny Robinson (57 INTs)	1960-71
688 Deron Cherry (50 INTs)	1981-91
674 Bobby Hunt (37 INTs)	1962-67

Most Interception Return Yards, Season

280 Marcus Peters (8 INTs)	2015
274 Mark McMillian (8 INTs)	1997
228 Bobby Hunt (6 INTs)	1963
214 Emmitt Thomas (12 INTs)	1974
193 Lloyd Burruss (5 INTs)	1986
175 Derrick Johnson (3 INTs)	2009

Most Interception Return Yards, Game

121 Lloyd Burruss vs. San Diego (3 INTs)	Oct. 19, 1986
118 Brandon Flowers at N.Y. Jets (2 INTs)	Oct. 26, 2008
108 Bobby Ply vs. San Diego (4 INTs)	Dec. 16, 1962
105 Derrick Johnson vs. Denver (2 INTs)	Jan. 3, 2010
102 Gary Barbaro vs. Seattle (1 INT)	Dec. 11, 1977

Longest Interception Return

102 Gary Barbaro vs. Seattle	Dec. 11, 1977
100 Tim Collier at Oakland	Dec. 18, 1977
100 Sean Smith at Buffalo	Nov. 3, 2013
99 Dave Grayson vs. N.Y. Titans	Dec. 17, 1961
99 Kevin Ross at San Diego	Sept. 6, 1992

Most Interception Return Touchdowns, Career

6 Bobby Bell	1963-74
5 Emmitt Thomas	1966-78
5 Jim Kearney	1967-75
5 Eric Berry	2010-17
4 Lloyd Burruss	1981-91
4 Derrick Johnson	2005-17

Most Interception Return Touchdowns, Season

*4 Jim Kearney	1972
3 Lloyd Burruss	1986
3 Mark McMillian	1997
2 Sherrill Headrick	1961
2 Emmitt Thomas	1974
2 Charles Mincy	1992
2 Jerome Woods	1993
2 Derrick Johnson	2009
2 Eric Berry	2013
2 Marcus Peters	2015
2 Eric Berry	2016

*NFL RECORD

Most Interception Return Touchdowns, Game

*2 Jim Kearney at Denver	Oct. 1, 1972
2 Lloyd Burruss vs. San Diego	Oct. 19, 1986
2 Derrick Johnson at Denver	Jan. 3, 2010

*NFL RECORD

Sacks

Most Sacks, Career (All 50.0+)

126.5 Derrick Thomas	1989-99
89.5 Tamba Hali	2006-17
85.5 Neil Smith	1988-96

78.5 Justin Houston	2011-18
73.0 Art Still	1978-87
51.0 Mike Bell	1979-85, '87-91

Most Sacks, Season

22.0 Justin Houston	2014
20.0 Derrick Thomas	1990
15.5 Jared Allen	2007
15.5 Chris Jones	2018
15.0 Neil Smith	1993
14.5 Art Still	1980
14.5 Art Still	1984
14.5 Neil Smith	1992
14.5 Derrick Thomas	1992
14.5 Tamba Hali	2010

Most Sacks, Consecutive Seasons

33.5 Derrick Thomas (20.0, 13.5)	1990-91
33.0 Justin Houston (11.0, 22.0)	2013-14
30.0 Derrick Thomas (10.0, 20.0)	1989-90
29.5 Neil Smith (14.5, 15.0)	1992-93
29.5 Justin Houston (22.0, 7.5)	2014-15
28.0 Derrick Thomas (13.5, 14.5)	1991-92
26.5 Neil Smith (15.0, 11.5)	1993-94
26.5 Tamba Hali (14.5, 12.0)	2010-11

Most Sacks, Rookie, Season

10.0 Derrick Thomas	1989
9.0 Jared Allen	2004
8.0 Tamba Hali	2006
6.5 Art Still	1978
5.5 Sylvester Hicks	1978
5.5 Mike Bell	1979
5.5 Justin Houston	2011

Most Sacks, Game

*7.0 Derrick Thomas vs. Seattle	Nov. 11, 1990
6.0 Derrick Thomas vs. Oakland	Sept. 6, 1998
4.5 Justin Houston at Philadelphia	Sept. 19, 2013
4.0 Wilbur Young at San Diego	Oct. 19, 1975
4.0 Art Still at Oakland	Oct. 5, 1980
4.0 Derrick Thomas vs. Buffalo	Oct. 7, 1991
4.0 Derrick Thomas vs. San Diego	Nov. 8, 1992
4.0 Neil Smith vs. L.A. Raiders	Oct. 3, 1993
4.0 Justin Houston vs. San Diego	Dec. 28, 2014

*NFL RECORD

Most Sack Yards, Career

699.0 Derrick Thomas	1989-99
591.5 Tamba Hali	2006-17
506.5 Neil Smith	1988-96
452.0 Justin Houston	2011-18
293.0 Eric Hicks	1998-06

Most Sack Yards, Season

127.0 Neil Smith	1993
122.0 Chris Jones	2018
114.5 Neil Smith	1992
113.0 Derrick Thomas	1992
111.0 Jared Allen	2007
109.0 Derrick Thomas	1996

Most Sack Yards, Game

36.0 Derrick Thomas vs. San Diego	Nov. 8, 1992
36.0 Derrick Thomas vs. Oakland	Sept. 6, 1998
35.0 Neil Smith vs. Los Angeles	Oct. 3, 1993
34.0 Vonnie Holliday vs. San Diego	Sept. 7, 2003
33.0 Darren Mickell vs. Denver	Dec. 17, 1995

Tackles

Most Tackles, Career

CHIEFS INDIVIDUAL RECORDS

1,262	Derrick Johnson	2005-17
999	Gary Spani	1978-86
992	Art Still	1978-87
927	Deron Cherry	1981-91
876	Donnie Edwards	1996-01, 2007-08
827	Kevin Ross	1984-93, '97

Most Tackles, Season

179	Derrick Johnson	2011
162	Mike Maslowski	2002
157	Gary Spani	1979
153	Gary Spani	1981
151	Deron Cherry	1988
151	Donnie Edwards	1998, 2000
151	Scott Fujita	2003

Most Tackles, Rookie, Season

144	Gary Spani	1978
140	Dino Hackett	1986
126	Eric Berry	2010
120	Art Still	1978
101	Greg Wesley	2000

Most Tackles, Consecutive Seasons

326	Derrick Johnson (147, 179)	2010-11
306	Gary Spani (157, 149)	1979-80
304	Derrick Johnson (179, 125)	2011-12
302	Gary Spani (149, 153)	1980-81
301	Gary Spani (144, 157)	1978-79

Special Team Tackles

Most Special Teams Tackles, Career

148	Gary Stills	1999-05
147	Greg Manusky	1994-99
97	Danan Hughes	1993-98
96	Tony Richardson	1995-05
94	Louis Cooper	1985-90

Most Special Teams Tackles, Season

34	Gary Stills	2002
----	-------------	------

29	Gary Stills	2003
29	Rich Scanlon	2005
28	Ken Jolly	1984
27	Albert Lewis	1983
27	Todd McNair	1990
27	Bennie Thompson	1992
27	Greg Manusky	1999

Most Special Teams Tackles, Consecutive Seasons

63	Gary Stills	2002-03
54	Gary Stills	2003-04
52	Gary Stills	2001-02
51	Greg Manusky	1996-97
50	Greg Manusky	1998-99
50	Gary Stills	2004-05

Blocked Kicks

Most Opponents Punts Blocked, Career

10	Albert Lewis	1983-93
3	Bernard Pollard	2006-08
2	Ed Beckman	1977-84
2	Gary Green	1977-83
2	Sherrill Headrick	1960-67
2	Bernard Pollard	2006
1	D.J. Alexander	2015

Most Opponents Punts Blocked, Season

4	Albert Lewis	1990
3	Albert Lewis	1986
2	Sherrill Headrick	1963
2	Bernard Pollard	2006

Most Opponents Punts Blocked, Game

2	Sherrill Headrick vs. Denver	Dec. 8, 1963
---	------------------------------	--------------

Longest Return of Blocked Field Goal

78 (TD)	Lloyd Burruss at Pittsburgh	Dec. 21, 1986
65 (TD)	Kevin Ross at Cincinnati	Dec. 6, 1987

The following individual records relate solely to service with the Chiefs. They include National Football League regular-season statistics only - with the exception of those single-game records marked by "*" or "**".

TEAM RECORDS

Games Won

Most Consecutive Games Won

11	2015-16
9	2003, 2013, 2017-18
7	1968-69, 1969, 1995, 1997-98, 2016-17
6	1968, 1997, 2019
5	1961-62, 1966-67, 1971, 1984-85, 2014, 2016, 2018-19

Most Consecutive Games Won, Single Season

10	2015
9	2003, 2013
7	1969, 1995
6	1968, 1997, 2019
5	1968, 1971, 2014, 2016, 2017, 2018

Most Consecutive Games Won, Start of Season

9	2003, 2013
5	2017, 2018
4	1996, 2018, 2019
3	1962, 1966, 1994, 1995, 2010

Most Consecutive Games Won, End of Season

10	2015
6	1997, 2019
5	1968
4	2017, 2018
3	1960, 1963, 1966, 1967, 1971, 1972, 1984, 1986

Most Consecutive Home Games Won

13	2002-03
11	1994-96, 1997-98
10	1968-69, 2015-16
9	1970-71, 2017-18

Most Consecutive Road Games Won

9	1966-67, 2016-17
6	1967-68
5	1968-69, 1971-72

Games Lost

Most Consecutive Games Lost

12	2007-08
9	1987, 2008-09
8	1975-76, 2012
7	1985, 2008

Most Consecutive Games Lost, Start of Season

5	1977, 2009
4	1976, 1980
3	1975, 2004, 2008, 2011

Most Consecutive Games Lost, End of Season

9	2007
6	1977
4	1975, 2008, 2012

Most Consecutive Home Games Lost

10	2008-09
8	1974-75
7	1975-76, 2011-12
6	1977-78, 2007-08

Most Consecutive Road Games Lost

9	2007-08
8	1978-79, 1985-86
6	1988, 2008-09, 2012

Scoring

Most Points, Season (All 400+)

565	2018
484	2003
483	2004

467	2002
451	2019
448	1966
430	2013
415	2017
408	1967
405	2015
403	2005

Highest Scoring Average, Season

35.3 (565 in 16 games)	2018
32.0 (448 in 14 games)	1966
30.3 (484 in 16 games)	2003
30.2 (483 in 16 games)	2004
29.2 (467 in 16 games)	2002
29.1 (408 in 14 games)	1967

Most Points, Consecutive Seasons

1,016 (565, 451)	2018-19
971 (415, 565)	2017-18
967 (484, 483)	2003-04
951 (467, 484)	2002-03
886 (483, 403)	2004-05
856 (448, 408)	1966-67
804 (389, 415)	2016-17

Fewest Points, Season

176	1982 (9 games)
211	2012
212	2011
225	1977
226	2007

Lowest Scoring Average, Season

13.2 (211 in 16 games)	2012
13.3 (212 in 16 games)	2011
14.1 (226 in 16 games)	2007
14.9 (238 in 16 games)	1979
15.2 (243 in 16 games)	1978
15.9 (254 in 16 games)	1988

Largest Scoring Differential, Season

201 (371 - 170)	1968
182 (359 - 177)	1969
176 (448 - 276)	1966
156 (369 - 233)	1962
154 (408 - 254)	1967

Most 40-Point Games, Season

5	2003, 2018
4	1966, 2002, 2004
3	1961, 1962, 1963, 1964, 1967
2	1965, 1968, 1983, 2000, 2010, 2013, 2017, 2019

Most 30-Point Games, Season

12	2018
8	1966, 2002, 2004
7	1999, 2003, 2019
6	1960, 1967, 2010
5	1962, 1965, 1968, 1983, 1994, 2005, 2006, 2015, 2016, 2017

Most Points Scored, Game

59 at Denver	Sept. 7, 1963
56 at Denver	Oct. 23, 1966
56 vs. Atlanta	Oct. 24, 2004
56 at Oakland	Dec. 15, 2013
54 vs. St. Louis	Oct. 22, 2000
52 4 times; Last vs. Denver	Oct. 29, 1967

Largest Margin of Victory, Game

52 Kansas City (59) at Denver (7)	Sept. 7, 1963
49 Kansas City (49) vs. Arizona (0)	Dec. 1, 2002
48 Kansas City (48) vs. N.Y. Jets (0)	Dec. 22, 1963

TEAM RECORDS

46 Kansas City (56) vs. Denver (10) Oct. 16, 1966
 46 Kansas City (56) vs. Atlanta (10) Oct. 24, 2004

Most Points, Both Teams, Game

105 KC (51) at LAR (54) Nov. 19, 2018
 99 KC (48) at Seattle (51) Nov. 27, 1983 (OT)
 88 KC (49) vs. Denver (39) Nov. 1, 1964
 88 KC (54) vs. St. Louis (34) Oct. 22, 2000

Fewest Points, Both Teams, Game

3 KC (0) at Tampa Bay (3) Dec. 16, 1979
 9 KC (3) vs. Cleveland (6) Sept. 4, 1988
 10 KC (7) at Denver (3) Jan. 1, 2012
 12 KC (6) vs. St. Louis (6) Nov. 22, 1970
 12 KC (3) at Miami (9) Oct. 20, 1974

Most Points Shutout Victory, Game

49 vs. Arizona Dec. 1, 2002
 48 vs. N.Y. Jets Dec. 22, 1963
 41 vs. Miami Oct. 8, 1967
 41 vs. San Francisco Oct. 1, 2006
 34 vs. Boston Dec. 11, 1960
 34 vs. Houston Nov. 26, 1989
 34 vs. Cleveland Sept. 30, 1990
 34 vs. San Diego Oct. 31, 1999

Fewest Points, Shutout Victory, Game

14 vs. Baltimore Sept. 2, 1979
 16 vs. Denver Dec. 6, 1970
 17 vs. L.A. Chargers Sept. 25, 1960

Largest Fourth-Quarter Comebacks

Opponent	Deficit	Final	Date
17 at Green Bay	14-31	40-34 (OT)	Oct. 12, 2003
17 vs. San Diego	10-27	33-27 (OT)	Sept. 11, 2016
14 at N.Y. Jets	3-17	17-17 (OT)	Oct. 2, 1988
14 vs. N.Y. Giants	3-17	20-17 (OT)	Sept. 10, 1995
14 at Oakland	20-34	37-34	Nov. 28, 1999
14 at Carolina	3-17	20-17	Nov. 13, 2016

Largest Second-Half Comebacks

Opponent	Deficit	Final	Date
21 vs. San Diego	3-24	33-27 (OT)	Sept. 11, 2016
18 at New Orleans	6-24	27-24	Sept. 23, 2012
17 at Buffalo	10-27	27-27	Sept. 22, 1963
17 at Oakland	0-17	28-17	Oct. 25, 1981
17 at Green Bay	14-31	40-34 (OT)	Oct. 12, 2003
16 at San Diego	0-16	24-23	Nov. 2, 1986
14 at N.Y. Jets	3-17	17-17 (OT)	Oct. 2, 1988
14 vs. San Diego	0-14	20-17 (OT)	Dec. 8, 1991
14 vs. N.Y. Giants	3-17	20-17 (OT)	Sept. 10, 1995
14 at Oakland	13-27	28-27	Sept. 8, 1997
14 at Oakland	20-34	37-34	Nov. 28, 1999
14 at Carolina	3-17	20-17	Nov. 13, 2016

Most Consecutive Games Scoring

179 1963-76
 139 1994-2002
 114 2012-19
 91 1987-92
 84 2003-08

Most Points, Two Consecutive Games

104 (56, 48) Oct. 23, 1966 - Oct. 30, 1966
 101 (45, 56) Dec. 8, 2013 - Dec. 15, 2013

Most First-Half Points, Game

42 vs. Denver Oct. 29, 1967
 38 at Miami Sept. 28, 1968
 38 at Washington Dec. 8, 2013
 35 vs. Arizona Dec. 1, 2002
 35 vs. St. Louis Dec. 8, 2002
 35 vs. Atlanta Oct. 24, 2004
 35 at Oakland Dec. 15, 2013

35 vs. San Francisco Sept. 23, 2018

Most First-Quarter Points, Season

158 1966
 147 2018
 124 2013
 113 2004
 112 2003
 103 1962

Most First-Quarter Points, Game

24 at Miami Sept. 28, 1968
 21 13 times, last at Pittsburgh Sept. 16, 2018

Most Second-Quarter Points, Season

177 2019
 153 2003
 150 2018
 149 1997
 143 1967
 137 1989, 2004, 2010
 136 2005

Most Second-Quarter Points, Game

28 vs. Denver Oct. 29, 1967
 28 vs. Pittsburgh Oct. 18, 1971
 28 vs. Denver Dec. 7, 1980
 28 vs. San Diego Dec. 22, 1985
 28 at Washington Sept. 30, 2001
 28 at Oakland Sept. 15, 2019
 24 vs. Houston Oct. 30, 1966
 24 vs. Indianapolis Oct. 31, 2004

Most Second-Half Points, Game

35 at Denver Oct. 23, 1966
 35 at Denver Dec. 1, 1972
 35 at Tennessee Dec. 13, 2004
 34 at Denver Jan. 3, 2010
 31 at Denver Sept. 7, 1963
 31 at New England Oct. 14, 2018
 30 vs. Cleveland Dec. 14, 1975

Most Third-Quarter Points, Season

134 2018
 109 1963
 106 1964
 105 1998
 103 2019
 94 1966
 93 1999, 2004

Most Third-Quarter Points, Game

22 vs. New York Jets Nov. 5, 1967
 22 vs. Buffalo Oct. 18, 1969
 22 vs. Oakland Nov. 26, 1961
 21 at Buffalo Nov. 6, 1960
 21 at Denver Sept. 7, 1963
 21 at Denver Oct. 1, 1972
 21 vs. Oakland Oct. 3, 1977

Most Fourth-Quarter Points, Season

168 2002
 140 2004
 131 2003, 2018
 129 1962
 127 1960

Most Fourth-Quarter Points, Game

23 at Buffalo Nov. 2, 1969
 23 at Cleveland Sept. 8, 2002
 22 at N.Y. Titans Nov. 24, 1960
 21 at New England Sept. 7, 2017
 20 at Green Bay Oct. 12, 2003

Most Touchdowns, Season

TEAM RECORDS

71	2018
63	2003
62	2004
57	2002
55	1966
52	2013
Most Touchdowns, Consecutive Seasons	
125 (63, 62)	2003-04
121 (71, 50)	2018-19
120 (57, 63)	2002-03
113 (42, 71)	2017-18
108 (62, 46)	2004-05
104 (55, 49)	1966-67
96 (50, 46)	1962-63
Fewest Touchdowns, Season	
17	1982 (9 games)
18	2012
20	2011
23	1973
24	1988, 2007
Most Touchdowns, Game	
8	at Denver Sept. 7, 1963
8	at Denver Oct. 23, 1966
8	vs. Atlanta Oct. 24, 2004
8	at Oakland Dec. 15, 2013
7	12 times; Last at Tennessee Dec. 13, 2004
Most Touchdowns, Both Teams, Game	
13	Kansas City (7) at Seattle (6) Nov. 27, 1983 (OT)
13	Kansas City (8) at Oakland (5) Dec. 15, 2013
12	Kansas City (7) vs. Denver (5) Nov. 1, 1964
12	Kansas City (7) vs. St. Louis (5) Oct. 22, 2000
12	Kansas City (7) at Tennessee (5) Dec. 13, 2004
Most Consecutive Games Scoring Touchdowns	
96	1963-70
64	1997-01
52	1960-63
38	2017-19
35	1994-96
33	1976-78
Most Offensive Touchdowns, Season	
66	2018
58	2004
56	2003
53	2002
50	1962, 1966
46	1964, 2019
Fewest Offensive Touchdowns, Season	
13	1982 (9 games)
17	2012
18	2011
21	1973, 1974
23	2007
24	1970, 1977, 1987, 1988
25	1979
Most Return Touchdowns, Season	
11	1992, 1999, 2013
8	2016
7	1995, 1997, 2003
Most Defensive Touchdowns, Season	
9	1999
8	1992
6	2013, 2015
5	1972, 1974, 1977
4	1960, 1967, 1981, 1986, 1995, 1997, 2016, 2018
Fewest Defensive Touchdowns, Season	

0	1962, 1976, 1978, 1988, 2006, 2012
1	1961, 1975, 1976, 1989, 1998, 2001, 2002, 2007
Most Defensive Touchdowns, Game	
3	vs. Denver Dec. 27, 1992
2	15 times, last at Baltimore Dec. 20, 2015
Most Interception Return TDs, Season	
6	1992
5	1972, 1974, 1999, 2013
4	1960, 1986, 1997, 2015, 2016
Most Fumble Return TDs, Season	
4	1999
3	1997, 1980, 1981, 2017
2	1989, 1991, 1992, 1993, 1995, 2013, 2019
Most Special Teams Touchdowns, Season	
5	1986, 1987, 2013
4	1995, 2003, 2016
3	1969, 1992, 2002, 2009
Most Special Teams Touchdowns, Game	
3	at Pittsburgh Dec. 21, 1986
2	vs. Cleveland Sept. 30, 1990
2	vs. St. Louis Dec. 8, 2002
2	at Washington Dec. 8, 2013
Most Points After Touchdown, Season	
65	2018
58	2003, 2004
54	2002
52	2013
48	1966
47	1962
Fewest Points After Touchdown, Season	
17	1982 (9 games), 2012
20	2011
21	1973, 2007
23	1988
Most Points After Touchdown, Game	
8	at Denver Sept. 8, 1963
8	at Denver Oct. 23, 1966
8	vs. Atlanta Oct. 24, 2004
8	at Oakland Dec. 15, 2013
Most Two-Point Attempts, Season	
6	2001
5	1997
4	1961, 1994, 2008, 2015
3	1964, 1965, 1966, 1967, 1995, 2002, 2003, 2007
Most Two-Point Conversions, Season	
3	1961, 1965, 1994, 2001
2	1966, 1967, 1997, 2015, 2016
1	12 times, Last; 2019
Most Two-Point Attempts, Game	
2	vs. Buffalo Oct. 18, 1964
2	at Houston Oct. 24, 1965
2	at St. Louis Oct. 26, 1997
2	at Denver Nov. 14, 2010
2	at Greb Bay Sept. 28, 2015
2	at Oakland Nov. 20, 2015
Most Two-Point Conversions, Game	
2	at Houston Oct. 24, 1965
2	at St. Louis Oct. 26, 1997
Most Field Goals Attempted, Season	
45	2017
44	1971
42	1970
40	1968
Fewest Field Goals Attempted, Season	
17	1964
18	1977

TEAM RECORDS

20	2003
22	1979, 2008
Most Field Goals Attempted, Game	
7	vs. Buffalo Dec. 19, 1971
7	vs. Cincinnati Oct. 4, 2015
6	8 times; Last at New Orleans Sept. 23, 2012
Most Field Goals Attempted, Both Teams, Game	
10	Kansas City (7) vs. Buffalo (3) Dec. 19, 1971
10	Kansas City (5) at San Diego (5) Oct. 29, 1972
10	Kansas City (6) vs. Denver (4) Dec. 16, 2001
10	Kansas City (5) vs. Denver (5) Sept. 28, 2008
Most Field Goals Made, Season	
41	2017
34	1990, 2019
31	2016
30	1968, 1970, 2015
28	2012
27	1969, 1988, 1997, 1998, 2001, 2005
Fewest Field Goals Made, Season	
7	1961
8	1963, 1964
12	1979
Most Field Goals Made, Game	
7	at Cincinnati Oct. 4, 2015
6	at New Orleans Sept. 23, 2012
5	at Buffalo Nov. 2, 1969
5	vs. Buffalo Dec. 7, 1969
5	vs. Buffalo Dec. 19, 1971
5	vs. L.A. Raiders Sept. 12, 1985
5	vs. Cincinnati Nov. 13, 1988
5	at Chicago Dec. 29, 1990
5	vs. Denver Sept. 20, 1993
5	vs. Minnesota Oct. 2, 2011
5	at Houston Oct. 8, 2017
5	vs. Denver Oct. 30, 2017
5	vs. Miami Dec. 24, 2017
Most Field Goals Made, Both Teams, Game	
*9	Kansas City (4) at San Diego (5) Sept. 29, 1996
*NFL RECORD	
8	Kansas City (5) vs. Buffalo (3) Dec. 19, 1971
8	Kansas City (4) vs. Denver (4) Sept. 28, 2008
7	Kansas City (5) vs. Buffalo (2) Dec. 7, 1969
7	Kansas City (4) vs. Denver (3) Dec. 16, 2001
7	Kansas City (3) at Indianapolis (4) Oct. 10, 2010
7	Kansas City (6) at New Orleans (1) Sept. 23, 2012
7	Kansas City (7) at Cincinnati (0) Oct. 4, 2015
7	Kansas City (5) vs. Denver (2) Oct. 30, 2017
7	Kansas City (5) vs. Miami (2) Dec. 24, 2017
Most Consecutive Games Scoring Field Goals	
18	2001-02
16	2017-18
15	2005
14	1970, 2019
11	1968-69, 1971-72, 1985-86
10	1980-81, 2013
Most Safeties, Season	
3	1988, 1997
Most Safeties, Game	
1	21 times; Last at Denver Nov. 27, 2016

First Downs

Most First Downs, Season	
*398	2004
384	2018
350	2019

348	2003
347	2005
343	2002
334	2019
324	2001
*NFL RECORD	
Fewest First Downs, Season	
163	1982 (9 games)
183	1970
208	1973
Most First Downs, Game (All 30+)	
36	vs. Atlanta Oct. 24, 2004
33	vs. Indianapolis Oct. 31, 2004
33	vs. Cincinnati Oct. 21, 2018
32	at Houston Oct. 24, 1965
32	at Seattle Nov. 24, 2002
32	vs. Oakland Dec. 25, 2004
31	at Oakland Nov. 5, 2000
31	vs. San Francisco Sept. 23, 2018
30	vs. Cleveland Nov. 9, 2003
30	at L.A. Raiders Dec. 22, 1991
30	vs. Seattle Oct. 29, 2006
30	at Denver Nov. 14, 2010
30	vs. Baltimore Dec. 9, 2018
Fewest First Downs, Game	
4	at Tampa Bay Dec. 16, 1979
5	at San Diego Dec. 12, 2010
7	at Boston Oct. 23, 1964
7	at Oakland Dec. 12, 1970
7	at Denver Dec. 9, 2007
7	at Oakland Dec. 16, 2012
8	12 times; Last at Denver Dec. 30, 2012
Most First Downs, Both Teams, Game	
64	KC (32) at Seattle (32) Nov. 24, 2002
62	KC (31) at Oakland (31) Nov. 5, 2000
59	KC (26) at Seattle (33) Nov. 27, 1983 (OT)
58	KC (24) at Denver (34) Nov. 18, 1974
Fewest First Downs, Both Teams, Games	
15	Kansas City (7) vs. Denver (8) Dec. 6, 1970
18	Kansas City (7) at Boston (11) Oct. 23, 1964
Most Rushing First Downs, Season	
160	1978, 1981
140	2002
138	2004, 2005
130	1980
129	1969, 1997, 2010
Fewest Rushing First Downs, Season	
66	2007
71	1982 (9 games)
79	1985
83	1970, 1983, 1986
84	2000
Most Rushing First Downs, Game	
21	vs. Atlanta Oct. 24, 2004
20	vs. Houston Oct. 1, 1961
18	vs. Oakland Oct. 20, 1968
18	vs. Seattle Nov. 22, 1981
18	at Detroit Nov. 28, 1996
16	8 times; Last vs. Buffalo Oct. 7, 1991
Fewest Rushing First Downs, Game	
*0	at Cincinnati Nov. 24, 1974
0	vs. Pittsburgh Nov. 10, 1985
0	at L.A. Raiders Dec. 6, 1992
0	at Denver Oct. 27, 1996
0	at Arizona Oct. 8, 2006

TEAM RECORDS

0 vs. Jacksonville	Oct. 7, 2007
0 at Oakland	Dec. 16, 2012
1 12 times; Last vs. Pittsburgh	Oct. 15, 2017
	*NFL RECORD
Most Passing First Downs, Season	
239	2018
228	2004
211	1994, 2019
208	1983
207	2000
206	2019
201	2003
Fewest Passing First Downs, Season	
79	1982 (9 games)
86	1970
89	1968
91	1979
93	1973
Most Passing First Downs, Game (All 20+)	
26 vs. Oakland	Dec. 25, 2004
24 at Denver	Nov. 14, 2010
23 at Oakland	Nov. 5, 2000
21 at Dallas	Nov. 20, 1983
21 at Denver	Oct. 17, 1994
21 at Denver	Dec. 7, 2003
21 at Houston	Oct. 8, 2017
21 at Los Angeles Rams	Nov. 19, 2018
20 vs. Indianapolis	Oct. 31, 2004
20 at Tennessee	Nov. 10, 2019
Fewest Passing First Downs, Game	
1 vs. Oakland	Oct. 20, 1968
1 vs. Houston	Sept. 10, 1978
1 at Tampa Bay	Dec. 16, 1979
2 5 times; Last at Denver	Dec. 30, 2012
Most Penalty First Downs, Season	
46	2019
37	2018
34	2013
33	1996, 1998
32	2004, 2015
30	2000
29	1966, 1978, 1984, 1986, 2017
Fewest Penalty First Downs, Season	
4	1969
8	1965
9	1973
10	1999
11	1968, 1972
Most Penalty First Downs, Game	
9 vs. L.A. Raiders	Oct. 3, 1993
7 vs. L.A. Raiders	Sept. 17, 1989
7 vs. Seattle	Oct. 17, 1996
7 vs. San Francisco	Sept. 23, 2018
6 at Tennessee	Dec. 13, 2004
6 at Oakland	Nov. 7, 2010
5 10 times; Last at Detroit	Sept. 29, 2019
Fewest Penalty First Downs, Game	
0 Many times; Last, at New York Jets	Dec. 3, 2017

Net Yards Passing and Rushing

Most Net Yards, Season	
6,810	2018
6,695	2004

6,401	2018
6,192	2005
6,067	2019
6,007	2017
6,000	2002
5,910	2003
Most Net Yards, Consecutive Seasons	
12,887 (6,695, 6,192)	2004-05
12,877 (6,810, 6,067)	2018-19
12,817 (6,007, 6,810)	2017-18
12,605 (5,910, 6,695)	2003-04
11,910 (6,000, 5,910)	2002-03
11,673 (5,673, 6,000)	2001-02
11,495 (5,488, 6,007)	2016-17
Fewest Net Yards, Season	
2,498	1982 (9 games)
3,536	1973
3,577	1970
3,828	1974
3,936	1977
Most Net Yards, Game (All 500+)	
614 at Denver	Oct. 23, 1966
590 vs. Indianapolis	Oct. 31, 2004
566 vs. Detroit	Oct. 14, 1990
552 at Seattle	Nov. 24, 2002
551 vs. Buffalo	Sept. 30, 1962
551 vs. Cincinnati	Oct. 21, 2018
546 at Washington	Sept. 30, 2001
546 at Los Angeles Rams	Nov. 19, 2018
542 at Houston	Oct. 24, 1965
540 vs. Atlanta	Oct. 24, 2004
537 at San Diego	Dec. 11, 1983
537 vs. Cincinnati	Jan. 1, 2006
537 at New England	Sept. 7, 2017
530 at Tennessee	Nov. 10, 2019
524 at Denver	Jan. 3, 2010
521 vs. Detroit	Dec. 14, 2003
520 vs. Denver	Nov. 1, 1964
513 at Oakland	Nov. 5, 2000
512 vs. Seattle	Dec. 27, 1987
510 vs. Houston	Nov. 28, 1965
510 at New Orleans	Sept. 23, 2012
508 at Cincinnati	Sept. 28, 1969
507 vs. Indianapolis	Dec. 23, 2012
506 vs. San Diego	Oct. 14, 1984
504 at New Orleans	Sept. 8, 1985
504 at N.Y. Jets	Oct. 6, 2002
503 at Seattle	Nov. 28, 2010
503 vs. L.A. Chargers	Dec. 29, 2019
502 at Buffalo	Oct. 3, 1976
500 at Oakland	Dec. 5, 2004
Fewest Net Yards, Game	
62 vs. Oakland	Nov. 8, 1963
67 at San Diego	Dec. 12, 2010
80 at Tampa Bay	Dec. 16, 1979
104 at Buffalo	Oct. 29, 1973
106 at Oakland	Dec. 8, 1973
Most Net Yards, Both Teams, Game	
1,095 KC (590) vs. Indianapolis (505)	Oct. 31, 2004
1,086 KC (552) at Seattle (534)	Nov. 24, 2002
1,036 KC (524) at Denver (512)	Jan. 3, 2010
1,013 KC (537) at San Diego (476)	Dec. 11, 1983
1,001 KC (546) at L.A. Rams (455)	Nov. 19, 2018
986 KC (513) at Oakland (473)	Nov. 5, 2000

TEAM RECORDS

Fewest Net Yards, Both Teams, Game

323 KC (178) at N.Y. Jets (145)	Nov. 7, 1971
335 KC (244) vs. Houston (91)	Oct. 12, 1969
338 KC (62) vs. Oakland (276)	Nov. 8, 1963

Most Games, 400 or More Net Yards, Season

11	2018
9	2004
7	2005, 2010, 2017
6	1994, 2000, 2002, 2019
5	1969, 2001, 2003
4	1960, 1961, 1962, 1976, 1983, 1997, 2016
3	1964, 1965, 1966, 1967, 1974, 1981, 1989, 1990, 1991, 2009, 2011, 2012

Most Consecutive Games, 400 or More Net Yards

5	2004
4	1976, 2005, 2018, 2019
3	1974, 2000, 2010, 2018

Most Games, 300 or More Net Yards, Season

15	2004, 2018
14	2005, 2019
13	2002, 2017
12	1989, 1995, 1999, 2003, 2010, 2013, 2015
11	1966, 1983, 1991, 1996, 2016
10	1964, 1968, 1981, 1984, 1993, 1994, 2000, 2001, 2014

Most Consecutive Games, 300 or More Net Yards

18	2017-18
16	2004-05
13	2001-02
11	2005
10	1966-67, 1989, 2003
8	2010, 2018-19
7	1981, 1991

Most Plays, Season

1,098	1994
1,089	2004
1,074	1983
1,063	2010
1,059	1995
1,059	2005

Fewest Plays, Season

573	1982 (9 games)
712	2017
775	1970
831	1968
833	1965
836	1971

Most Plays, Game

92	at New Orleans	Sept. 23, 2012
91	at Cincinnati	Sept. 3, 1978
86	vs. N.Y. Giants	Nov. 3, 1974
86	vs. Seattle	Sept. 28, 1997
85	at Jacksonville	Nov. 9, 1997
84	vs. Denver	Oct. 24, 1976
84	at San Diego	Nov. 12, 1978

Fewest Plays, Game

38	at Oakland	Dec. 12, 1970
38	at Tampa Bay	Dec. 16, 1979
41	at San Diego	Oct. 7, 1962
41	at San Diego	Dec. 12, 2010
42	at Oakland	Dec. 8, 1973
44	at Detroit	Nov. 25, 1971
44	at New England	Oct. 11, 1998
44	at Baltimore	Sept. 13, 2009

Most Rushing Attempts, Season

663	1978
610	1981
569	1979
559	1989
556	2010
552	1980

Most Rushing Attempts, Consecutive Seasons

1,232 (663, 569)	1978-79
1,162 (552, 610)	1980-81
1,121 (569, 552)	1979-80
1,089 (456, 663)	1977-78
1,063 (559, 504)	1989-90

Fewest Rushing Attempts, Season

269	1982 (9 games)
375	2019
379	2008
383	2000, 2007
387	1983, 2018
400	1963

Most Rushing Attempts, Game

69	at Cincinnati	Sept. 3, 1978
60	vs. Oakland	Oct. 20, 1968
57	vs. Seattle	Nov. 5, 1989

Fewest Rushing Attempts, Game

9	at Oakland	Nov. 5, 2000
10	vs. Jacksonville	Oct. 7, 2007
10	at Oakland	Dec. 16, 2012
11	at New England	Oct. 11, 1998
11	at New York Jets	Dec. 3, 2017
11	vs. Houston Texans	Oct. 13, 2019
12	at Oakland	Dec. 8, 1973
12	at Denver	Oct. 27, 1996
13	vs. Buffalo	Nov. 23, 2008
14	at San Diego	Sept. 29, 1963
14	vs. Pittsburgh	Nov. 10, 1985
14	at L.A. Raiders	Dec. 6, 1992
14	at Jacksonville	Nov. 8, 2009
14	vs. Indianapolis	Oct. 6, 2019

Most Rushing Attempts, Both Teams, Game

102	KC (52) at San Diego (50)	Nov. 12, 1978 (OT)
100	KC (41) vs. Denver (59)	Sept. 24, 1978

Fewest Rushing Attempts, Both Teams, Game

37	KC (21) vs. Houston (16)	Dec. 16, 1990
40	KC (17) at Buffalo (23)	Dec. 12, 1965

Most Games, 40 or More Rushing Attempts, Season

9	1978
8	1973, 1981
7	1968
6	1962, 1969, 1989
5	1976, 1979, 1980, 1997, 2010

Most Games, 30 or More Rushing Attempts, Season

14	1978
13	1981
12	1971, 1975, 1980
11	1969, 1989, 1990, 2005, 2006
10	1968, 1972, 1973, 1974, 1979, 1995, 1999, 2010

Most Consecutive Games, 40 or More Rushing Attempts

4	1968, 1978
3	1962, 1973, 1996

Most Consecutive Games, 30 or More Rushing Attempts

15	1980-81
8	1975, 1977-78
7	1972, 1978, 1978-79

Rushing

TEAM RECORDS

6 1970, 1980, 1989, 1999

Most Rushing Yards, Season

2,986 1978

2,633 1981

2,627 2010

2,407 1962

2,395 2012

Most Rushing Yards, Home, Season

1,488 1981

1,468 1962

1,463 2010

1,436 1978

1,390 1961

Most Rushing Yards Per Game, Season

213.3 (2,986 in 16 games) 1978

171.9 (2,407 in 14 games) 1962

164.6 (2,633 in 16 games) 1981

164.2 (2,627 in 16 games) 2010

162.4 (2,274 in 14 games) 1966

Most Rushing Yards Per Game, Home, Season

209.7 (1,468 in 7 games) 1962

198.6 (1,390 in 7 games) 1961

186.0 (1,488 in 8 games) 1981

182.9 (1,463 in 8 games) 2010

179.5 (1,436 in 8 games) 1978

Most Rushing Yards, Consecutive Seasons

5,302 (2,986, 2,316) 1978-79

4,829 (1,843, 2,986) 1977-78

4,671 (2,289, 2,382) 2004-05

4,590 (2,183, 2,407) 1961-62

Fewest Rushing Yards, Season

943 1982 (9 games)

1,248 2007

1,254 1983

1,351 2017

1,465 2000

1,468 1986

Fewest Rushing Yards Per Game, Season

78.0 (1,248 in 16 games) 2007

78.4 (1,254 in 16 games) 1983

91.6 (1,465 in 16 games) 2000

91.8 (1,468 in 16 games) 1986

92.9 (1,486 in 16 games) 1985

Most Rushing Yards, Game (All 300+)

398 vs. Houston Oct. 1, 1961

380 at Denver Oct. 23, 1966

352 vs. Indianapolis Dec. 23, 2012

320 vs. Buffalo Sept. 30, 1962

317 at Denver Jan. 3, 2010

313 vs. Cincinnati Oct. 26, 1969

310 vs. Detroit Oct. 14, 1990

302 at Houston Oct. 24, 1965

Fewest Rushing Yards, Game

0 vs. Denver Dec. 19, 1965

10 vs. Jacksonville Oct. 7, 2007

10 at Oakland Dec. 16, 2012

14 at New England Oct. 11, 1998

16 at Denver Dec. 9, 2007

17 at Boston Nov. 18, 1960

17 at L.A. Raiders Dec. 6, 1992

Most Games, 200 or More Rushing Yards

8 1978

6 2010

5 1962

4 1968, 1979, 1981, 2002

3 1961, 1967, 1991, 2001, 2004, 2012

2 1960, 1963, 1965, 1966, 1969, 1970, 1975,

2 1989, 1996, 1997, 2005, 2006

Most Rushing Yards, Both Teams, Game

519 Kansas City (168) vs. Cleveland (351) Dec. 20, 2009

502 Texans (398) vs. Houston (104) Oct. 1, 1961

502 Texans (284) vs. Oakland (218) Nov. 26, 1961

479 Kansas City (251) vs. Detroit (228) Nov. 23, 1975

Fewest Rushing Yards, Both Teams, Game

75 KC (20) at Houston (55) Sept. 29, 1974

105 KC (27) vs. Boston (78) Nov. 17, 1968

111 Dallas Texans (108) at SD (3) Nov. 19, 1961

111 KC (48) at San Diego (63) Oct. 13, 1985

Most 10+ Yard Rushes, Season (Since 1990)

73 2002

72 2010

67 2005

64 2012

63 2001

Most 10+ Yard Rushes, Game (Since 1990)

11 at Oakland Dec. 9, 2001

(10 Holmes, 1 Cloud)

10 at Seattle Nov. 24, 2002

(9 Holmes, 1 Morton)

10 vs. Buffalo Oct. 31, 2010

(7 Charles, 3 Jones)

9 vs. Detroit Oct. 14, 1990

(5 Word, 3 Okoye, 1 McNair)

9 vs. Denver Dec. 17, 2000

(5 Richardson, 2 Grbac, 1 Alexander, 1 Moreau)

9 vs. Atlanta Oct. 24, 2004

(6 Holmes, 3 Blaylock, 1 Hall)

9 vs. Indianapolis Oct. 31, 2004

(6 Holmes, 2 Morton, 1 Johnson)

9 vs. Indianapolis Dec. 23, 2012

(4 Charles, 4 Hillis, 1 McCluster)

Highest Rushing Average, Season

5.18 1966

5.15 2002

5.03 1962

4.97 1961

4.91 2017

4.79 2012

Lowest Rushing Average, Season

3.24 1983

3.26 2007

3.39 1980

3.40 1986

3.43 1992

Most Rushing Touchdowns, Season

32 2003

31 2004

26 2002, 2005

24 1960

23 1961

Most Rushing Touchdowns, Consecutive Seasons

*63 (32, 31) 2003-04

58 (26, 32) 2002-03

57 (31, 26) 2004-05

47 (24, 23) 1960-61

44 (23, 21) 1961-62

*NFL RECORD

Fewest Rushing Touchdowns, Season

3 1982 (9 games)

TEAM RECORDS

5	2011
6	1972, 2007
7	1987
8	1988, 2009
Most Rushing Touchdowns, Game	
*8	vs. Atlanta Oct. 24, 2004
5	at Denver Oct. 23, 1966
4	14 times; Last vs. Detroit Nov. 1, 2015
* NFL RECORD	
Most Rushing Touchdowns, Both Teams, Game	
8	Kansas City (8) vs. Atlanta (0) Oct. 24, 2004
7	Texans (4) vs. Boston (3) Sept. 8, 1962
7	Kansas City (4) at Denver (3) Oct. 10, 1965

Passing

Highest Passer Rating, Season	
113.8	2018
104.4	2019
100.8	2017
97.1	1962
96.4	1968
95.4	2015
94.9	1990, 2004
93.5	2002
Lowest Passer Rating, Season	
52.7	1961
52.9	1977
54.0	1979
55.2	1974
59.3	1978
Most Passes Attempted, Season	
641	1983
615	1994
593	1984
583	2018
582	2000
576	2019
563	2007
Most Passes Attempted, Consecutive Seasons	
1,234 (641, 593)	1983-84
1,159 (583, 576)	2018-19
1,146 (615, 531)	1994-95
1,126 (543, 583)	2017-18
1,110 (582, 528)	2000-01
1,105 (490, 615)	1993-94
1,104 (593, 511)	1984-85
1,104 (563, 541)	2007-08
Fewest Passes Attempted, Season	
264	1982 (9 games)
270	1968
289	1970
313	1973
322	1962
Most Passes Attempted, Game	
59	at Dallas Nov. 20, 1983
55	at San Diego Oct. 9, 1994
55	at Miami Dec. 12, 1994
54	at Denver Nov. 16, 1986
54	at Denver Oct. 17, 1994
54	at San Diego Sept. 29, 1996
54	vs. San Diego Nov. 24, 1996
Fewest Passes Attempted, Game	
3	vs. Oakland Oct. 20, 1968
6	at Oakland Dec. 13, 1969

10	vs. Denver	Sept. 24, 1978
Most Passes Attempted, Both Teams, Game		
100	KC (46) vs. Tampa Bay (54)	Oct. 28, 1964
95	KC (54) at San Diego (41)	Sept. 29, 1996
95	KC (46) at L.A. Rams (49)	Nov. 19, 2018
90	KC (59) at Dallas (31)	Nov. 20, 1983
90	KC (41) at San Diego (49)	Dec. 11, 1983
Fewest Passes Attempted, Both Teams, Game		
26	KC (6) at Oakland (20)	Dec. 13, 1969
26	KC (13) at Tampa Bay (13)	Dec. 16, 1979
27	KC (14) vs. Houston (13)	Sept. 10, 1978
Most Passes Completed, Season		
385	2018	
378	2019	
370	2004	
369	1983	
366	1994	
365	2016	
363	2017	
Most Passes Completed, Consecutive Seasons		
763 (385, 378)	2018-19	
748 (363, 385)	2017-18	
728 (365, 363)	2016-17	
709 (339, 370)	2003-04	
687 (370, 317)	2004-05	
675 (310, 365)	2015-16	
674 (369, 305)	1983-84	
Fewest Passes Completed, Season		
145	1982 (9 games)	
154	1970	
156	1968	
Most Passes Completed, Game		
39	at Oakland	Nov. 5, 2000
37	at San Diego	Oct. 9, 1994
36	at Tennessee	Nov. 10, 2019
34	at Denver	Oct. 17, 1994
34	at Denver	Dec. 7, 2003
34	vs. San Diego	Sept. 11, 2016
33	at Dallas	Nov. 20, 1983
33	at Miami	Dec. 12, 1994
33	at San Diego	Jan. 2, 2005
33	at Detroit	Dec. 23, 2007
33	at Denver	Nov. 14, 2010
33	at Los Angeles Rams	Nov. 19, 2018
Fewest Passes Completed, Game		
2	vs. Oakland	Oct. 20, 1968
2	at Oakland	Dec. 13, 1969
5	7 times: Last at Seattle	Dec. 17, 1978
Most Passes Completed, Both Teams, Game		
64	Kansas City (33) at L.A. Rams (31)	Nov. 19, 2018
62	Kansas City (31) at San Diego (31)	Dec. 11, 1983
59	Kansas City (34) vs. San Diego (25)	Sept. 11, 2016
57	Kansas City (31) at San Diego (26)	Oct. 30, 2005
56	Kansas City (33) at Denver (23)	Nov. 14, 2010
55	Kansas City (23) vs. San Diego (32)	Oct. 14, 1984
55	Kansas City (26) vs. Tampa Bay (29)	Oct. 28, 1984
Fewest Passes Completed, Both Teams, Game		
11	Kansas City (10) vs. San Diego (1)	Sept. 20, 1998
12	Kansas City (7) at Tampa Bay (5)	Dec. 16, 1979
13	Kansas City (2) at Oakland (11)	Dec. 13, 1969
13	Kansas City (8) vs. Boston (5)	Oct. 11, 1970
Most 20+ Yard Completions, Season (Since 1990)		
76	2018	
60	2004	
59	2000, 2019	

TEAM RECORDS

55	2003
54	2017
53	2001
Most 20+ Yard Completions, Game (Since 1990)	
9 vs. St. Louis	Oct. 22, 2000 (6 Grbac, 2 Moon, 1 Morris)
9 at Denver (9 Cassel)	Nov. 14, 2010
9 at L.A. Rams (9 Mahomes)	Nov. 19, 2018
8 at Oakland (8 Mahomes)	Sept. 15, 2019
7 at L.A. Raiders (7 Krieg)	Dec. 6, 1992
7 at San Diego (7 Gannon)	Nov. 22, 1998
7 at Oakland (7 Grbac)	Nov. 5, 2000
7 at Arizona (7 Green)	Oct. 21, 2001
7 vs. Indianapolis (7 Green)	Oct. 31, 2004
7 at New York Jets (7 Smith)	Dec. 3, 2017
7 at Cleveland (7 Mahomes)	Nov. 4, 2018
Most Net Passing Yards, Season	
4,955	2018
4,498	2019
4,406	2004
4,341	1983
4,149	2000
4,104	2017
3,981	2003
Most Net Passing Yards, Consecutive Seasons	
9,453 (4,955, 4,498)	2018-19
9,059 (4,104, 4,955)	2017-18
8,387 (3,981, 4,406)	2003-04
8,216 (4,406, 3,810)	2004-05
7,909 (4,341, 3,568)	1983-84
7,844 (3,740, 4,104)	2016-17
7,814 (4,149, 3,665)	2000-01
Fewest Passing Yards, Season	
1,555	1982 (9 games)
1,660	1979
1,719	1970
Most Gross Passing Yards, Game (All 400+)	
504 at Oakland	Nov. 5, 2000
478 at L.A. Rams	Nov. 19, 2018
469 at Denver	Nov. 14, 2010
446 at Tennessee	Nov. 10, 2019
443 at Oakland	Sept. 15, 2019
435 vs. Denver	Nov. 1, 1964
433 at Tennessee	Nov. 10, 2019
432 at Dallas	Nov. 20, 1983
412 vs. Denver	Dec. 19, 1965
411 at San Diego	Dec. 11, 1983
400 at Green Bay	Oct. 12, 2003
Most Net Passing Yards, Game	
474 at Oakland	Nov. 5, 2000
448 at L.A. Rams	Nov. 19, 2018
433 at Denver	Nov. 14, 2010
433 at Oakland	Sept. 15, 2019
406 at San Diego	Dec. 11, 1983
400 at Green Bay	Oct. 12, 2003
395 at New Orleans	Sept. 8, 1985
Fewest Gross Passing Yards, Game	
16 vs. Oakland	Oct. 20, 1968
39 vs. Houston	Nov. 15, 1981
42 at Seattle	Sept. 30, 1979
44 at Denver	Oct. 8, 1961
46 at Tampa Bay	Dec. 16, 1979
Fewest Net Passing Yards, Game	
-22 vs. Oakland	Nov. 8, 1963
15 at Seattle	Sept. 30, 1979

16 vs. Oakland	Oct. 20, 1968
18 at Denver	Oct. 4, 1970
19 at San Diego	Dec. 12, 2010
Most Net Passing Yards, Both Teams, Game	
859 Kansas City (387) vs. Indianapolis (472)	Oct. 31, 2004
827 Kansas City (448) at L.A. Rams (379)	Nov. 19, 2018
782 Kansas City (406) at San Diego (376)	Dec. 11, 1983
764 Kansas City (322) at Pittsburgh (442)	Sept. 16, 2018
748 Kansas City (331) at Oakland (417)	Oct. 19, 2017
732 Kansas City (433) at Denver (299)	Nov. 14, 2010
716 Kansas City (474) at Oakland (242)	Nov. 5, 2000
698 Kansas City (229) at Oakland (469)	Nov. 3, 1968
Fewest Passing Yards, Both Teams, Game	
67 Kansas City (22) at Tampa Bay (45)	Dec. 16, 1979
81 Kansas City (34) vs. Houston (47)	Sept. 10, 1978
Most Individual 100-Yard Receiving Games, Season	
14	2000, 2004
11	1964, 2018
9	2017
8	1966, 1983
7	1987, 2003, 2006, 2007, 2016, 2019
Most Consecutive Individual 100-Yard Receiving Games, Season	
7	2000
6	2004
4	1964, 2016, 2018
3	1966, 1984, 1992, 1994, 2005, 2007, 2010
2	1961, 1962, 1963, 1965, 1968, 1969, 1980, 1982, 1983, 1985, 1987, 1988, 1989, 1998, 1999, 2001, 2006, 2007, 2008, 2011, 2017 (3 times), 2018, 2019
Most Times Sacked, Season	
57	1980
55	2007
53	1975
Fewest Times Sacked, Season	
19	1994
21	1978, 1991, 1995, 2003
22	1990
Most Times Sacked, Game	
10 vs. Baltimore	Nov. 2, 1980
9 vs. San Diego	Dec. 2, 2007
8 at Pittsburgh	Dec. 5, 1982
8 vs. L.A. Raiders	Dec. 12, 1982
Most Times Sacked, Both Teams, Game	
13 Kansas City (2) vs. Cleveland (11)	Sept. 30, 1984
13 Kansas City (6) vs. Houston (7)	Sept. 21, 1986
Most Consecutive Games Without Allowing A Sack	
3	1988, 2000
Most Consecutive Seasons Leading League, Completion Percentage	
*4	1966-69
*NFL RECORD	
Highest Completion Percentage, Season	
66.85	543-363 2017
66.85	546-365 2016
66.04	583-385 2018
65.95	561-370 2004
65.63	576-378 2019
65.54	473-310 2015
63.25	536-339 2003
Lowest Completion Percentage, Season	
44.36	(399-177) 1961
48.05	(435-209) 1960
48.90	(409-200) 1965
49.33	(521-257) 1986

TEAM RECORDS

50.38 (395-199)	1965
Most Passing Touchdowns, Season	
50	2018
32	1964
31	1966
30	1963, 2019
29	1983, 2000
Fewest Passing Touchdowns, Season	
7	1978, 1979
8	2012
10	1973, 1982 (9 games)
11	1974, 1977
13	1981, 2011
Most Passing Touchdowns, Game	
6	vs. Denver Nov. 1, 1964
6	at Pittsburgh Sept. 16, 2018
6	at Los Angeles Rams Nov. 19, 2018
5	7 times; Last at Oakland Dec. 15, 2013
Most Passing Touchdowns, Both Teams, Game	
10	Kansas City (6) at L.A. Rams (4) Nov. 19, 2018
9	Kansas City (4) at Denver (5) Nov. 14, 2010
9	Kansas City (6) at Pittsburgh (3) Sept. 16, 2018
8	Kansas City (6) vs. Denver (2) Nov. 1, 1964
8	Kansas City (4) at San Diego (4) Dec. 11, 1983
8	Kansas City (3) vs. IND (5) Oct. 31, 2004
Most Passes Had Intercepted, Season	
27	1961
26	1977
25	1974
Fewest Passes Had Intercepted, Season	
5	1990, 2019
6	2014
7	2015
8	1982 (9 games), 2010, 2016, 2017
9	2013
10	1993, 1994, 1997, 2005
Most Passes Had Intercepted, Game	
7	vs. Pittsburgh Oct. 13, 1974
6	at Seattle Nov. 4, 1984
6	vs. L.A. Raiders Oct. 20, 1985
Most Passes Had Intercepted, Both Teams, Game	
9	Kansas City (3) vs. Miami (6) Nov. 13, 1966
8	8 times
	Last; Kansas City (2) at Oakland (6) Oct. 23, 2011

Punting

Most Seasons Leading League (Average Distance)	
*6	1968, 1971-73, 1979, 1984
*NFL RECORD	
Most Consecutive Seasons Leading League	
3	1971-73
Most Punts, Season	
104	1999
99	1986
98	1984
Fewest Punts, Season	
38	1982 (9 games)
45	2018
49	2019
54	1962
55	2004
57	1991
Most Punts, Game	
11	at N.Y. Jets Sept. 18, 1965
11	vs. Baltimore Sept. 2, 1979

11	at San Francisco	Nov. 17, 1985
11	at Cleveland	Nov. 19, 1989
11	vs. San Diego	Nov. 13, 1994
11	at Chicago	Dec. 4, 2011
10	vs. Denver	Oct. 6, 1974
10	at Oakland	Oct. 5, 1980
10	at N.Y. Jets	Oct. 2, 1988
10	at San Diego	Nov. 26, 2000
10	at N.Y. Jets	Dec. 30, 2007
10	at Jacksonville	Sept. 8, 2013
Fewest Punts, Game		
0	at L.A. Raiders	Dec. 22, 1991
0	vs. Carolina	Dec. 10, 2000
0	vs. Cincinnati	Oct. 21, 2018
Highest Punting Average Distance, Season		
46.83 (83-3,887)		2012
45.89 (89-4,084)		2011
45.53 (80-3,642)		1973
45.33 (89-4,034)		2013
45.26 (65-2,942)		1968
Lowest Punting Average Distance, Season		
36.06 (54-1,947)		1962
37.83 (64-2,422)		2002
38.53 (70-2,697)		1981
Most Punts Had Blocked, Season		
2	1974, 1975, 1985, 1999	
Most Punts Had Blocked, Game		
2	vs. Denver	Oct. 27, 1985

Punt Returns

Most Seasons Leading League (Average Return)		
6	1960, 1968, 1970, 1979-80, 2003	
Most Punt Returns, Season (All 50+)		
59	2013	
58	1979, 1995, 1999	
52	2010	
Fewest Punt Returns, Season		
15	1982 (9 games)	
22	2018	
24	2004	
26	1961, 1963, 2008	
Most Punt Returns, Game		
9	at Oakland	Nov. 15, 2009
8	vs. San Diego	Nov. 10, 1974
8	at St. Louis	Dec. 19, 2010
7	vs. Oakland	Sept. 23, 1979
7	vs. N.Y. Giants	Oct. 21, 1979
7	vs. Detroit	Sept. 26, 1999
7	at Denver	Dec. 5, 1999
7	at Oakland	Oct. 21, 2007
7	at Jacksonville	Sept. 8, 2013
7	at Washington	Dec. 8, 2013
Most Punt Returns, Both Teams, Game		
15	Kansas City (6) vs. Baltimore (9)	Sept. 2, 1979
Most Punt Return Yards, Season (All 600+)		
695	2013	
640	1999	
612	1979	
Fewest Punt Return Yards, Season		
126	1972	
129	1982 (9 games)	
150	1971	
Most Punt Return Yards, Game		
177	at Washington	Dec. 8, 2013
160	vs. San Diego	Sept. 13, 2010

TEAM RECORDS

141 vs. Oakland	Sept. 23, 1979
139 at Denver	Dec. 5, 1999
131 vs. Boston	Dec. 11, 1960
Highest Punt Return Average, Season	
16.42 (33-542)	2003
15.03 (33-496)	1960
14.80 (40-592)	2016
14.53 (40-581)	1980
14.52 (31-450)	1968
Lowest Punt Return Average, Season	
4.34 (29-126)	1972
4.69 (32-150)	1971
6.29 (35-220)	2017
6.50 (26-169)	2008
6.53 (32-209)	2009
Most Punt Return Touchdowns, Season	
2	1968, 1979, 1980, 1992, 1999, 2002, 2003, 2013, 2016
1	1960, 1965, 1966, 1987, 1995, 1997, 2006, 2010, 2017, 2018
Most Punt Return Touchdowns, Game	
1	29 times; Last at L.A. Chargers Sept. 9, 2018
Most Punt Return Touchdowns, Both Teams, Game	
*2	Kansas City (1) at Buffalo (1) Sept. 11, 1966

*NFL RECORD

Kickoff Returns

Most Kickoff Returns, Season	
80	2008
77	2009
75	2004
70	1987, 2000
68	2005
Fewest Kickoff Returns, Season	
31	1973
34	1982 (9 games)
35	2015
37	1962, 2019
38	1968, 1998
39	1992
Most Kickoff Returns, Game	
11	vs. Buffalo Nov. 23, 2008
10	vs. Oakland Nov. 2, 1967
10	vs. Seattle Sept. 20, 1987
9	vs. Pittsburgh Nov. 10, 1985
Most Kickoff Return Yards, Season	
1,820	2004
1,716	2008
1,666	2009
1,591	2005
1,577	2003
Fewest Kickoff Return Yards, Season	
722	1992
723	1982 (9 games)
725	1973
736	1968
784	1990
Most Kickoff Return Yards, Game	
251	at Miami Dec. 12, 1994
245	at San Diego Oct. 15, 1967
236	vs. Pittsburgh Nov. 10, 1985
Highest Kickoff Return Average, Season	
*29.91	(44-1,316) 2013
27.64	(53-1,465) 1961
26.59	(41-1,090) 1969
25.81	(37-955) 1962

*NFL RECORD

Lowest Kickoff Return Average, Season	
16.52	(56-925) 1988
17.04	(46-784) 1990
17.20	(54-929) 1983
Most Kickoff Return Touchdowns, Season	
2	1987, 1995, 2003, 2004, 2013
1	1961, 1963, 1967, 1969, 1986, 1994, 1996, 1997, 2002, 2005, 2009, 2014, 2016, 2019
Most Kickoff Return Touchdowns, Game	
1	24 times; Last vs. L.A. Chargers Dec. 29, 2019

Fumbles

Most Fumbles, Season	
42	1980
Fewest Fumbles, Season	
7	2002
13	1982 (9 games), 2003
14	2017
15	2010
16	2015
Most Fumbles, Game	
*10	vs. Houston Oct. 12, 1969
Most Fumbles, Both Teams, Game	
*14	Kansas City (10) vs. Houston (4) Oct. 12, 1969

*NFL RECORD

*NFL RECORD

Most Fumbles Lost, Season	
24	1981, 1987
21	1965, 1977
Fewest Fumbles Lost, Season	
*2	2002
3	2017
4	1982 (9 games)
6	2003, 2010, 2018
8	1967, 1991, 2008, 2015

*NFL RECORD

Most Fumbles Lost, Game	
6	vs. Houston Oct. 12, 1969
Most Turnovers, Season	
47	1977
46	1981
41	1965, 1987, 1989
40	1964
Fewest Turnovers, Season	
11	2017
12	1982 (9 games)
14	2010
15	2002, 2015, 2019
17	2014, 2016
Most Turnovers, Game	
9	vs. Buffalo Oct. 17, 1965
9	vs. Pittsburgh Oct. 13, 1974
8	vs. San Diego Sept. 20, 1981
Most Turnovers, Both Teams, Game	
16	Kansas City (7) vs. Houston (9) Oct. 12, 1969

Penalties

Fewest Penalties, Season	
43	1982 (9 games)
52	1963
56	1964
61	1966
Most Penalties, Season	
*158	1998

TEAM RECORDS

137	2018	
127	1994	
126	1999	
122	1993, 1996	
		*NFL RECORD
Fewest Penalties, Game		
*0	vs. Buffalo	Oct. 2, 1966
0	vs. Oakland	Dec. 8, 1974
1	24 times; Last at San Diego	Dec. 29, 2013
		*NFL RECORD
Most Penalties, Game		
17	at Seattle	Nov. 8, 1998
15	vs. San Diego	Sept. 20, 1998
15	at New England	Sept. 7, 2017
14	at Atlanta	Sept. 18, 1994
14	at Denver	Oct. 17, 1994
Fewest Penalties, Both Teams, Game		
1	Kansas City (0) vs. Buffalo (1)	Oct. 2, 1966
Most Penalties, Both Teams, Game		
30	Kansas City (17) at Seattle (13)	Nov. 8, 1998
27	Kansas City (12) at Oakland (15)	Nov. 7, 2010
26	Kansas City (7) vs. San Diego (19)	Oct. 16, 1997
26	Kansas City (11) vs. Oakland (15)	Dec. 24, 2011
25	Kansas City (11) vs. Denver (14)	Sept. 20, 1993
24	Kansas City (13) at L.A. Raiders (11)	Oct. 9, 1983
24	Kansas City (12) vs. L.A. Raiders (12)	Sept. 16, 1984
24	Kansas City (10) vs. L.A. Raiders (14)	Dec. 13, 1987
24	Kansas City (14) at Atlanta (10)	Sept. 18, 1994
24	Kansas City (14) at Denver (10)	Oct. 17, 1994
24	Kansas City (15) vs. San Diego (9)	Sept. 20, 1998

24	Kansas City (10) at Oakland (14)	Oct. 23, 2011
24	Kansas City (9) at Denver (15)	Nov. 27, 2016
24	Kansas City (12) at Pittsburgh (12)	Sept. 16, 2018
Fewest Yards Penalized, Season		
371	1982 (9 games)	
515	1974	
577	2006	
602	2001	
604	1964	
Most Yards Penalized, Season		
1,304	1998	
1,152	2018	
Fewest Yards Penalized, Game		
0	vs. Buffalo	Oct. 2, 1966
0	vs. Oakland	Dec. 8, 1974
1	vs. San Diego	Dec. 22, 2002
3	vs. Buffalo	Sept. 11, 2011
5	11 times; Last at San Diego	Dec. 29, 2013
Most Yards Penalized, Game		
154	vs. Oakland	Nov. 1, 1970
152	at Seattle	Nov. 8, 1998
141	at San Diego	Oct. 25, 1987
Fewest Yards Penalized, Both Teams, Game		
10	Kansas City (10) vs. Boston (0)	Nov. 17, 1968
10	Kansas City (0) vs. Oakland (10)	Dec. 8, 1974
10	Kansas City (5) at Denver (5)	Dec. 7, 2008
Most Yards Penalized, Both Teams, Game		
259	KC (141) at San Diego (118)	Oct. 25, 1987
258	KC (126) vs. L.A. Raiders (132)	Sept. 16, 1984

* - Playoff Game ** - Super Bowl

TEAM DEFENSIVE RECORDS

Scoring

Fewest Points Allowed, Season

170	1968
177	1969
184	1982 (9 games)
192	1973
208	1971

Lowest Scoring Average, Season

12.1	(170 in 14 games)	1968
12.6	(177 in 14 games)	1969
13.7	(192 in 14 games)	1973
14.5	(232 in 16 games)	1997
14.9	(208 in 14 games)	1971

Most Points Allowed, Season

440	2008
435	2004
425	2012
424	2009

Highest Scoring Average, Season

27.5	(440 in 16 games)	2008
27.2	(435 in 16 games)	2004
26.9	(376 in 14 games)	1976
26.6	(425 in 16 games)	2012
26.5	(424 in 16 games)	2009

Most Points Allowed, Game

54	vs. Buffalo	Nov. 23, 2008
54	at L.A. Rams	Nov. 19, 2018
51	at Seattle	Nov. 27, 1983 (OT)
50	at Buffalo	Oct. 3, 1976
49	at Oakland	Nov. 5, 2000
49	at Denver	Nov. 14, 2010

Most First-Half Points Allowed, Game

35	at San Diego	Oct. 25, 1987
35	at Denver	Nov. 14, 2010
34	vs. Seattle	Dec. 11, 1977
31	Seven times, last at Pittsburgh	Oct. 15, 2006

Fewest First-Half Points Allowed, Season

74	1969
95	1982 (9 games)
97	1965
101	1973
103	1968

Most First-Quarter Points Allowed, Season

101	1998
95	1976, 2012
93	2009
92	1997
88	1987

Fewest First-Quarter Points Allowed, Season

29	1963, 1969
30	1973
32	1970
33	1965, 1966
37	1984

Most First-Quarter Points Allowed, Game

31	at Buffalo	Sept. 13, 1962
22	at Pittsburgh	Oct. 2, 2016
21	at Denver	Nov. 16, 1986
21	at Denver	Nov. 14, 2010
17	vs. Oakland	Nov. 23, 1967
17	at Denver	Oct. 27, 1996
17	vs. Pittsburgh	Sept. 14, 2003
17	at Denver	Sept. 26, 2005
17	vs. San Diego	Sept. 30, 2012

Most Second-Quarter Points Allowed, Season

152	2004
141	2008
135	1985
133	1999
131	2018
127	1961, 1984

Fewest Second-Quarter Points Allowed, Season

45	1969
55	1979, 1982 (9 games)
57	1968, 1992
59	1995
64	1965

Most Second-Quarter Points Allowed, Game

28	vs. San Diego	Nov. 15, 1964
28	vs. Oakland	Oct. 16, 1966
28	at Baltimore	Dec. 21, 1980
28	at Seattle	Nov. 4, 1984
28	at Seattle	Sept. 11, 1988
24	at Oakland	Nov. 3, 1968

Most Third-Quarter Points Allowed, Season

106	2008, 2012
103	2001
100	2009
98	1975, 2018
95	2011

Fewest Third-Quarter Points Allowed, Season

22	1971
29	1995
31	1982 (9 games)
34	1974
35	1973

Most Third-Quarter Points Allowed, Game

28	at Houston	Oct. 24, 1965
22	at Boston	Nov. 18, 1960
21	Nine times; Last at Baltimore	Sept. 13, 2009

Most Fourth-Quarter Points Allowed, Season

139	1961
136	2018
130	1983, 2002
129	2004
127	1976
121	1985

Fewest Fourth-Quarter Points Allowed, Season

27	1968
44	1997
54	2013
56	1973
57	1960, 1962, 1981

Most Fourth-Quarter Points Allowed, Game

24	at New Orleans	Sept. 8, 1985
22	vs. Denver	Nov. 1, 1964
21	13 times; Last at Houston	Oct. 8, 2017

Most Second-Half Points Allowed, Game

38	at Houston	Oct. 24, 1965
37	at Seattle*	Nov. 27, 1983
35	vs. San Diego	Oct. 20, 1963
35	vs. Pittsburgh	Nov. 7, 1976
31	at Miami	Sept. 22, 1985
31	at Miami	Dec. 12, 1994
31	vs. San Diego	Nov. 24, 2013
31	at L.A. Rams	Nov. 19, 2018

*Includes three in OT

Fewest Second-Half Points Allowed, Season

67	1968
89	1982 (9 games)

TEAM DEFENSIVE RECORDS

91	1973, 1997		
96	1971		
101	1972		
Fewest Touchdowns Allowed, Season			
18	1968		
19	1969		
21	1971		
Most Touchdowns Allowed, Season			
53	2004		
51	1976		
51	2018		
49	2008		
48	2009		
47	2012		
Most Touchdowns Allowed, Game			
7	at Buffalo Oct. 3, 1976		
7	at Oakland Nov. 5, 2000		
7	at Denver Nov. 14, 2010		
6	16 times; Last at Pittsburgh Oct. 2, 2016		
Most Shutouts, Season			
3	1960		
2	1967, 1969		
Most Consecutive Shutouts			
2	1960 Dec. 4-11, 1960		
Most Games Allowed 10 Points or Less, Season			
9	1968		
7	1969		
6	1973, 1979, 1990, 1995		
Most Consecutive Games Allowed 10 Points or Less			
5	1968		
3	1960, 1968, 1995, 1997		
Largest Opponent Comeback Victories			
Opponent	Deficit	Final	Date
21 vs. Tampa Bay	24-3	27-30 (OT)	Nov. 2, 2008
18 vs. Philadelphia	24-6	31-37	Oct. 2, 2005
18 vs. San Diego	21-3	21-22	Dec. 14, 2008
17 at Houston	17-0	36-38	Oct. 24, 1965
17 vs. L.A. Raiders	17-0	17-24	Oct. 5, 1986
17 at Chicago	17-0	27-28	Nov. 13, 1977
17 at San Diego	34-17	37-38	Nov. 22, 1998
17 vs. Oakland	17-0	38-41 (OT)	Jan. 2, 2000

First Downs

Fewest First Downs Allowed, Season	
170	1982 (9 games)
181	1969
200	1965
204	1964
Most First Downs Allowed, Season	
419	2018
367	2002
352	2017
344	1987, 2008, 2019
342	2016
336	1985
Fewest First Downs Allowed, Game	
5	vs. Oakland Dec. 7, 1997
6	at Boston Sept. 21, 1969
6	vs. Boston Oct. 11, 1970
6	at Chicago Dec. 29, 1990
7	10 times; Last at Washington Oct. 18, 2009
Most First Downs Allowed, Game	
35	vs. San Diego Oct. 19, 1986
35	vs. Houston Oct. 13, 2019
34	at Denver Nov. 18, 1974

34	at Cleveland	Oct. 30, 1977
Fewest Rushing First Downs Allowed, Season		
52	1968	
53	1969	
67	1965	
Most Rushing First Downs Allowed, Season		
169	1977	
162	1988	
149	1975	
Fewest Rushing First Downs Allowed, Game		
*0	vs. Houston	Dec. 4, 1960
0	vs. Buffalo	Dec. 3, 1967
0	at Denver	Oct. 3, 1971
0	at Oakland	Dec. 3, 1995
0	vs. Oakland	Dec. 7, 1997
0	vs. St. Louis	Dec. 8, 2002
0	vs. N.Y. Jets	Sept. 11, 2005
1	19 times; Last vs. Oakland	Dec. 24, 2011
*NFL RECORD		
Most Rushing First Downs Allowed, Game		
21	vs. Pittsburgh	Nov. 7, 1976
20	at Oakland	Dec. 28, 2002
19	at Cleveland	Oct. 30, 1977
Fewest Passing First Downs Allowed, Season		
92	1982 (9 games)	
95	1973	
111	1969, 1970	
Most Passing First Downs Allowed, Season		
247	2018	
227	2002	
209	2016	
204	2017	
202	2000	
195	2008	
Fewest Passing First Downs Allowed, Game		
*0	at Houston	Oct. 9, 1988
0	vs. San Diego	Sept. 20, 1998
2	8 times; Last at Denver	Jan. 1, 2012
*NFL RECORD		
Most Passing First Downs Allowed, Game		
25	at Denver	Nov. 18, 1974
25	at Denver	Nov. 14, 2010
25	at Pittsburgh	Sept. 16, 2018
23	at Oakland	Oct. 19, 2017
23	at L.A. Chargers	Sept. 9, 2018
22	at Cincinnati	Dec. 6, 1987
22	vs. Philadelphia	Oct. 2, 2005
Fewest Penalty First Downs Allowed, Season		
9	1982 (9 games)	
11	1964	
13	1980	
Most Penalty First Downs Allowed, Season		
*56	1998	
43	2018	
40	2004	
39	2019	
36	1993, 2017	
34	2015	
33	1987	
*NFL RECORD		
Most Penalty First Downs Allowed, Game		
7	2 times; Last N.Y. Jets	Dec. 11, 2011
6	12 times; Last vs. Indianapolis	Oct. 6, 2019

TEAM DEFENSIVE RECORDS

Net Yards Allowed Passing and Rushing

Fewest Yards Allowed, Season

2,733 1982 (9 games)

3,163 1969

3,575 1973

3,667 1970

3,749 1965

Most Yards Allowed, Season

6,488 2018

6,291 2008

6,248 2002

6,211 2009

6,037 2004

5,896 2016

Fewest Yards Allowed, Game

89 vs. Seattle Dec. 24, 1995

91 vs. Houston Oct. 12, 1969

93 vs. Oakland Dec. 7, 1997

100 at Boston Sept. 21, 1969

105 vs. Boston Dec. 14, 1963

105 vs. Boston Oct. 11, 1970

Most Yards Allowed, Game

563 vs. Houston Dec. 16, 1990

542 at N.Y. Jets Oct. 2, 1988 (OT)

542 at Tennessee Dec. 13, 2004

541 at L.A. Chargers Sept. 9, 2018

539 at Oakland Nov. 3, 1968

539 vs. Oakland Oct. 3, 1977

535 vs. Denver Dec. 1, 2013

Fewest Plays Allowed, Season

556 1982 (9 games)

808 1969

813 1971

Most Plays Allowed, Season

1,159 1984

1,126 1985

1,109 2018

1,102 1981

Fewest Plays Allowed, Game

39 vs. Houston Oct. 22, 1967

39 vs. Oakland Dec. 7, 1997

40 vs. Cincinnati Oct. 13, 1968

40 at Boston Sept. 21, 1969

Most Plays Allowed, Game

97 at N.Y. Jets Oct. 2, 1988 (OT)

95 vs. San Diego Oct. 19, 1986

91 vs. Chicago Nov. 8, 1981

Rushing

Fewest Rushing Attempts Allowed, Season

279 1982 (9 games)

316 1969

343 1967

Most Rushing Attempts Allowed, Season

634 1977

609 1988

601 1978

Fewest Rushing Attempts Allowed, Game

9 at Oakland Dec. 5, 2004

11 at New Orleans Sept. 4, 1994

11 at Oakland Dec. 3, 1995

11 vs. Oakland Dec. 10, 2017

12 at N.Y. Jets Nov. 27, 1966

12 at Seattle Nov. 28, 2010

Most Rushing Attempts Allowed, Game

65 at Buffalo Oct. 29, 1973

62 at Tampa Bay Dec. 16, 1979

61 at Oakland Dec. 8, 1973

61 vs. Chicago Nov. 8, 1981

Fewest Rushing Yards Allowed, Season

980 1960

1,066 1982 (9 games)

1,091 1969

Fewest Rushing Yards Per Game Allowed, Season

70.0 (980 in 14 games) 1960

77.9 (1,091 in 14 games) 1969

82.9 (1,327 in 16 games) 1995

Most Rushing Yards Allowed, Season

2,971 1977

2,861 1976

2,712 1975

Most Rushing Yards Per Game Allowed, Season

211.8 (2,971 in 14 games) 1977

204.4 (2,861 in 14 games) 1976

193.7 (2,712 in 14 games) 1975

Fewest Rushing Yards Allowed, Game

-27 vs. Houston Dec. 4, 1960

3 at San Diego Nov. 19, 1961

8 at Oakland Dec. 3, 1995

Most Rushing Yards Allowed, Game

351 vs. Cleveland Dec. 20, 2009

332 vs. Tennessee Oct. 19, 2008

330 vs. Pittsburgh Nov. 7, 1976

322 at Cleveland Oct. 30, 1977

300 vs. Oakland Sept. 14, 2008

Fewest Individual 100-Yard Games Allowed, Season

0 1960, 1969, 1971, 1981, 1995

Most Individual 100-Yard Games Allowed, Season

9 2003

8 1976, 1977, 2007

Fewest Rushing Touchdowns Allowed, Season

4 1968

5 2016

6 1969, 1971

7 1982 (9 games), 1995, 2013, 2015

Most Rushing Touchdowns Allowed, Season

25 2008

24 1975, 1976

23 1977, 1988

Most Rushing Touchdowns Allowed, Game

5 vs. Pittsburgh Nov. 7, 1976

5 at Denver Dec. 7, 2003

4 7 times; Last vs Baltimore Sept. 22, 2019

Passing

Fewest Pass Attempts Allowed, Season

262 1982 (9 games)

324 1973

325 1975

333 1977

Most Pass Attempts Allowed, Season

632 2018

616 2002

607 2015

598 2016

596 1995

592 2013

Fewest Pass Attempts Allowed, Game

TEAM DEFENSIVE RECORDS

8 vs. Denver	Nov. 13, 2011
9 at N.Y. Jets	Nov. 7, 1971
9 vs. Oakland	Dec. 8, 1974
10 vs. L.A. Raiders	Sept. 16, 1973
10 at San Diego	Dec. 18, 1988
Most Pass Attempts Allowed, Game	
65 vs. San Diego	Oct. 19, 1986
61 vs. Seattle	Sept. 29, 1985
61 vs. Jacksonville	Oct. 7, 2018
60 at Oakland	Oct. 5, 1980
60 at Pittsburgh	Sept. 16, 2018
Fewest Pass Completions Allowed, Season	
155 1982 (9 games)	
157 1973	
175 1977	
186 1972, 1975	
195 1970	
Most Pass Completions Allowed, Season	
406 2018	
403 2002	
352 2019	
350 2016	
348 2008	
349 2015	
334 2013	
Fewest Pass Completions Allowed, Game	
1 vs. San Diego	Sept. 20, 1998
2 vs. Denver	Nov. 13, 2011
3 vs. Houston	Oct. 22, 1967
3 at N.Y. Jets	Nov. 7, 1971
3 vs. Oakland	Dec. 8, 1974
4 at San Diego	Nov. 2, 1986
4 at Houston	Oct. 9, 1988
Most Pass Completions Allowed, Game	
39 at New England	Sept. 22, 2002
39 at Pittsburgh	Sept. 16, 2018
37 vs. San Diego	Dec. 22, 1985
37 vs. San Diego	Oct. 19, 1986
37 vs. New Orleans	Oct. 23, 2016
35 vs. Oakland	Oct. 27, 2002
34 vs. L.A. Raiders	Sept. 12, 1985
34 vs. San Diego	Dec. 14, 2008
34 at L.A. Chargers	Sept. 9, 2018
Fewest Net Passing Yards Allowed, Season	
1,619 1973	
1,667 1982 (9 games)	
1,942 1973	
2,010 1970	
Most Net Passing Yards Allowed, Season	
4,374 2018	
4,203 2004	
4,181 2002	
3,962 2013	
3,958 2016	
3,952 2017	
Fewest Net Passing Yards Allowed, Game	
-19 vs. San Diego	Sept. 20, 1998
9 vs. N.Y. Jets	Nov. 7, 1971
12 vs. Oakland	Dec. 8, 1974
Most Net Passing Yards Allowed, Game	
505 vs. Houston	Dec. 16, 1990
472 vs. Indianapolis	Oct. 31, 2004
469 at Oakland	Nov. 3, 1968
Fewest Individual 300-Yard Games Allowed, Season	
0 1962, 1970, 1971, 1972, 1973, 1974, 1977, 1978, 1988, 2000	
Most Individual 300-Yard Games Allowed, Season	

8 2002	
Fewest Passing Touchdowns Allowed, Season	
10 1969	
11 1971, 1973	
12 1982 (9 games), 1988	
Most Passing Touchdowns Allowed, Season	
32 2004	
30 2018	
29 2012	
27 2002	
25 1964, 1976, 1980, 1987, 2000, 2005, 2009, 2013, 2015	
24 1999	
Most Passing Touchdowns Allowed, Game	
5 vs. Indianapolis	Oct. 31, 2004
5 at Denver	Nov. 14, 2010
5 vs. Denver	Dec. 1, 2013
5 at Green Bay	Sept. 28, 2015
5 at Pittsburgh	Oct. 2, 2016
4 17 times; Last at L.A. Rams	Nov. 19, 2018

Sacks

Most Seasons Leading League	
4 1960, 1965, 1969, 1990	
Most Sacks, Season	
60.0 1990	
54.0 1997	
52.0 2018	
51.0 2000	
50.0 1984, 1992	
Fewest Sacks, Season	
*10.0 2008	
15.0 1982 (9 games)	
22.0 1976, 2009	
23.0 1988	
	*NFL RECORD
Most Sacks, Game	
11.0 vs. Cleveland	Sept. 30, 1984
10.0 vs. Oakland	Sept. 6, 1998
9.0 at Buffalo	Nov. 2, 1969
9.0 vs. Seattle	Nov. 11, 1990
9.0 vs. Oakland	Oct. 13, 2013
9.0 at Denver	Oct. 17, 2019
Most Opponents Yards Lost Attempting to Pass, Season	
439 1968	
Fewest Opponents Yards Lost Attempting to Pass, Season	
62 2008	
120 1982 (9 games)	
137 2009	

Interceptions By

Most Consecutive Seasons Leading League	
5 1966-70	
Most Passes Intercepted By, Season	
37 1968	
33 1966	
32 1960, 1962, 1969	
Fewest Passes Intercepted By, Season	
7 2012	
11 1987	
12 1982 (9 games), 1994	
Most Passes Intercepted By, Game	
7 at San Diego	Dec. 8, 1968
6 8 times; Last vs. New York Jets	Sept. 25, 2016

TEAM DEFENSIVE RECORDS

Most Consecutive Games, One or More Interceptions By

23 1967-69

18 1966-67

16 1982-83

Most Yards Returning Interceptions, Season

596 1969

578 1967

567 1986

Fewest Yards Returning Interceptions, Season

119 2012

124 2006

140 1987

141 2019

Most Yards Returning Interceptions, Game

188 vs. N.Y. Titans Dec. 17, 1961

162 at Oakland Dec. 6, 2015

142 vs. L.A. Raiders Oct. 28, 1991

136 vs. Seattle Dec. 11, 1977

Most Touchdowns Returning Interceptions, Season

6 1992

5 1972, 1974, 1999, 2013

4 1960, 1967, 1986, 1997, 2015, 2016

Most Touchdowns Returning Interceptions, Game

2 vs. N.Y. Titans Dec. 17, 1961

2 at Denver Oct. 1, 1972

2 at Denver Dec. 19, 1982

2 vs. San Diego Oct. 19, 1986

2 vs. Denver Dec. 27, 1992

2 at Baltimore Oct. 21, 1999

2 at Denver Jan. 3, 2010

2 at Oakland Oct. 23, 2011

Most Touchdowns Returning Interceptions, Both Teams, Game

*4 Kansas City (0) at Seattle (4) Nov. 4, 1984

3 Kansas City (2) vs. San Diego (1) Oct. 19, 1986

*NFL RECORD

Opponents Interceptions

Most Yards, Interception Returns Opponents, Season

688 1984

Most Yards Interception Returns, Opponent, Game

*325 at Seattle Nov. 4, 1984

*NFL RECORD

Most Touchdowns Returning Interceptions Opponents, Season

7 1984

Most Touchdowns Returning Interceptions Opponent, Game

*4 at Seattle Nov. 4, 1984

*NFL RECORD

Punting

Most Opponents Punts, Season

102 1995

98 1999

94 1969

Fewest Opponents Punts, Season

38 1982 (9 games)

50 2008

52 2018

55 1962

Lowest Opponents Average Distance, Season

37.0 1986, 1990

38.6 1982 (9 games)

38.9 1981

Highest Opponents Average Distance, Season

47.6 2011

46.8 2012

46.6 2013

45.7 2005

45.2 2010

Most Opponents Punts Blocked, Season

6 1990

4 1986

3 1963, 1982

2 1966, 1979, 1980, 1989, 1997, 2001, 2002, 2006

Most Opponents Punts Blocked, Game

3 vs. Denver Dec. 8, 1963

2 at Seattle Sept. 30, 1979

2 vs. Cleveland Sept. 30, 1990

Punt Returns

Most Opponents Punt Returns, Season

60 1984

55 1974, 1976

54 1983

Most Opponents Punt Returns, Game

9 at Cincinnati Nov. 24, 1974

Fewest Punt Return Yards Allowed, Season

89 2019

97 2018

157 1960, 2016

164 2017

170 2015

179 2005

190 1991

Most Punt Return Yards Allowed, Season

702 1977

634 1974

572 1986

Most Punt Return Yards Allowed, Game

170 at San Diego Sept. 26, 1965

Lowest Punt Return Average Allowed, Season

4.68 (19-89) 2019

5.23 (30-157) 2016

5.71 (17-97) 2018

5.81 (27-157) 1960

6.37 (46-293) 1981

6.43 (49-315) 1979

6.47 (38-246) 2013

Highest Punt Returns Average Allowed, Season

15.36 (22-338) (9 games) 1982

14.93 (29-433) 1965

14.04 (50-702) 1977

Most Punt Returns Touchdowns Allowed, Season

2 1982, 1990, 2004, 2012

Kickoff Returns

Fewest Opponents Kickoff Returns, Season

25 2011, 2017

27 2012

35 2016

36 2018

37 2019

40 1973

42 1982 (9 games)

Most Opponents Kickoff Returns, Season

88 2002

87 2003

85 2004

TEAM DEFENSIVE RECORDS

84 1966

Fewest Kickoff Return Yards Allowed, Season

486 2017

605 2011

690 2012

725 2019

794 1982 (9 games)

809 2018

843 2016

958 1977

Most Kickoff Return Yards Allowed, Season

2,053 2005

2,045 1966

2,043 2003

1,908 2004

1,880 2002

Most Kickoff Return Yards Allowed, Game

289 at Denver Sept. 7, 1963

278 vs. Cleveland Dec. 20, 2009

Lowest Kickoff Return Average Allowed, Season

17.17 (81-1,391) 1990

18.00 (71-1,278) 1986

18.57 (23-427) 2017

18.80 (64-1,203) 1992

Highest Kickoff Return Average Allowed, Season

25.78 (40-1,031) 1973

25.56 (27-690) 2012

25.37 (54-1,370) 1974

Most Kickoff Return Touchdowns Allowed, Season

2 1988

2 1989

2 2009

Blocked Field Goals

Most Blocked Field Goals, Season

6 1960

5 1966

4 1962, 1965, 1973

3 1963, 1967, 1996

2 1982 (9 games), 1986, 1992, 1993, 2003

Most Blocked Field Goals, Game

3 at San Diego Oct. 15, 1967

2 vs. Buffalo Dec. 18, 1960

2 at Oakland Nov. 3, 1963

2 at Oakland Sept. 18, 1966

2 at San Diego Oct. 15, 1967

2 at Green Bay Oct. 4, 1973

2 at San Diego Oct. 17, 1993

2 at San Diego Nov. 30, 2003

Fumbles

Fewest Opponents Fumbles, Season

16 1971

18 1984, 2011

19 2000, 2012, 2015, 2017

Fewest Opponents Fumbles Recovered, Season

6 2011, 2012

7 1971, 2015, 2019

8 1966, 2004, 2007

9 2010

10 1982 (9 games), 1996, 2017

Most Opponents Fumbles, Season

42 1981

40 1975

39 1977

Most Opponents Fumbles Recovered, Season

26 1994

25 1990

23 1977

Turnovers

Fewest Opponents Turnovers, Season

13 2012

21 2004

22 1982 (9 games), 2007

23 2010, 2019

26 2001, 2011, 2017

Most Opponents Turnovers, Season

51 1983

49 1962, 1968, 1986

Most Opponents Turnovers, Game

9 vs. Houston Oct. 28, 1962

9 vs. Houston Oct. 12, 1969

9 vs. St. Louis Oct. 2, 1983

Best Turnover Ratio, Season

26 (45 takes/19 gives) 1990

22 (49 takes/27 gives) 1968

21 (45 takes/21 gives) 1999

18 (49 takes/31 gives) 1962

18 (39 takes/21 gives) 1992

18 (36 takes/18 gives) 2013

Worst Turnover Ratio, Season

-24 (13 takes/37 gives) 2012

-13 (28 takes/41 gives) 1987

-11 (22 takes/33 gives) 2007

-8 (33 takes/41 gives) 1965

-8 (33 takes/41 gives) 1989

Single Game

Pass Attempts (All 50+)

61 Blake Bortles, Jacksonville	Oct. 7, 2018
60 Ben Roethlisberger, Pittsburgh	Sept. 16, 2018
58 Mark Hermann, San Diego	Dec. 22, 1985
56 Kyle Orton, Denver	Jan. 3, 2010
55 Rich Gannon, Oakland	Oct. 27, 2002
54 Steve DeBerg, Tampa Bay	Oct. 28, 1984
54 Tom Brady, New England	Sept. 22, 2002
52 Jim Plunkett, Oakland	Oct. 5, 1980
52 Derek Carr, Oakland	Oct. 19, 2017
52 Philip Rivers, L.A. Chargers	Nov. 18, 2019
51 Philip Rivers, L.A. Chargers	Sept. 9, 2018
50 Brian Griese, Denver	Oct. 20, 2002

Pass Completions (All 30+)

39 Tom Brady, New England	Sept. 22, 2002
39 Ben Roethlisberger, Pittsburgh	Sept. 16, 2018
37 Mark Hermann, San Diego	Dec. 22, 1985
37 Drew Brees, New Orleans	Oct. 23, 2016
35 Rich Gannon, Oakland	Oct. 27, 2002
34 Jim Plunkett, Oakland	Sept. 12, 1985
34 Philip Rivers, San Diego	Dec. 14, 2008
34 Philip Rivers, L.A. Chargers	Sept. 9, 2018
33 Drew Bledsoe, New England	Dec. 4, 2000
33 Donovan McNabb, Philadelphia	Oct. 2, 2005
33 Blake Bortles, Jacksonville	Oct. 7, 2018
32 Jay Cutler, Denver	Dec. 7, 2008
32 Ben Roethlisberger, Pittsburgh	Nov. 22, 2009
32 Kyle Orton, Denver	Jan. 3, 2010
31 Jim Zorn, Seattle	Sept. 27, 1981
31 Rich Gannon, Oakland	Sept. 9, 2001
31 Marc Bulger, St. Louis	Nov. 5, 2006
31 Jeff Garcia, Tampa Bay	Nov. 2, 2008
31 Derek Carr, Oakland	Dec. 6, 2015
31 Jared Goff, L.A. Rams	Nov. 19, 2018
31 Philip Rivers, L.A. Chargers	Dec. 29, 2019
30 Dan Fouts, San Diego	Oct. 14, 1984
30 Tony Romo, Dallas	Sept. 15, 2013
30 Deshaun Watson, Houston	Oct. 13, 2019

Passing Yards (All 400+)

527 Warren Moon, Houston	Dec. 16, 1990
472 Peyton Manning, Indianapolis	Oct. 31, 2004
452 Ben Roethlisberger, Pittsburgh	Sept. 16, 2018
445 Charley Johnson, Denver	Nov. 18, 1974
431 Kyle Orton, Denver	Jan. 3, 2010
430 Blake Bortles, Jacksonville	Oct. 7, 2018
426 Billy Volek, Tennessee	Dec. 13, 2004
424 Philip Rivers, L.A. Chargers	Sept. 9, 2018
417 Derek Carr, Oakland	Oct. 19, 2017
413 Pete Beathard, Houston	Sept. 9, 1968
413 Jared Goff, L.A. Rams	Nov. 19, 2018
410 Tom Brady, New England	Sept. 22, 2002
403 Peyton Manning, Denver	Dec. 1, 2013
400 John Elway, Denver	Dec. 6, 1998

Touchdown Passes

5 George Blanda, Houston	Oct. 24, 1965
5 Peyton Manning, Indianapolis	Oct. 31, 2004
5 Peyton Manning, Denver	Dec. 1, 2013
5 Aaron Rodgers, Green Bay	Sept. 28, 2015
5 Ben Roethlisberger, Pittsburgh	Oct. 2, 2016
5 Deshaun Watson, Houston	Oct. 8, 2017

Interceptions Thrown

6 John Hadl, San Diego	Dec. 8, 1968
------------------------	--------------

6 Ryan Fitzpatrick, N.Y. Jets	Sept. 25, 2016
5 George Blanda, Houston	Oct. 28, 1962
5 John Hadl, San Diego	Dec. 16, 1962
5 Babe Parilli, Boston	Dec. 14, 1963
5 George Blanda, Houston	Oct. 4, 1964
5 Pete Beathard, Houston	Oct. 12, 1969
5 Marty Domres, San Diego	Nov. 9, 1969
5 Alan Pastrana, Denver	Dec. 6, 1970
5 James Harris, San Diego	Nov. 26, 1978
5 Jim Plunkett, Oakland	Oct. 5, 1980
5 Jim Zorn, Seattle	Nov. 9, 1980
5 Dave Krieg, Seattle	Dec. 9, 1984
5 John Elway, Denver	Dec. 14, 1985

Long Pass (All 80+)

90 N. Johnson to R. Upchurch, Denver	Sept. 21, 1975
89 J. Kemp to E. Dubenion, Buffalo	Oct. 13, 1963
87 S. McNair to M. Clayton, Baltimore	Dec. 10, 2006
87 M. Hasselbeck to B. Obomanu, SEA	Nov. 28, 2010
82 J. Lee to A. Denson, Denver	Nov. 1, 1964
82 D. Lamonica to F. Biletnikoff, Oakland	Nov. 3, 1968
82 B. Griese to S. Sharpe, Denver	Oct. 20, 2002
80 J. Lee to B. Groman	Oct. 22, 1961
80 S. Wyche to B. Trumpy	Sept. 28, 1969

Pass Receptions

16 Troy Brown, New England	Sept. 22, 2002
14 Kellen Winslow, San Diego	Dec. 11, 1983
14 Jabar Gaffney, Denver	Jan. 3, 2010
13 Joe Washington, Baltimore	Sept. 2, 1979
13 Terrance Mathis, Atlanta	Sept. 18, 1994
13 Tim Brown, Oakland	Oct. 27, 2002
13 Steven Jackson, St. Louis	Nov. 5, 2006

Receiving Yards (All 200+)

250 Miles Austin, Dallas	Oct. 11, 2009
245 Haywood Jeffires, Houston	Dec. 16, 1990
233 Drew Bennett, Tennessee	Dec. 13, 2004
232 Lance Alworth, San Diego	Oct. 20, 1963
214 Shannon Sharpe, Denver	Oct. 20, 2002
213 Jabar Gaffney, Denver	Jan. 3, 2010
210 Amari Cooper, Oakland	Oct. 19, 2017
203 Don Maynard, N.Y. Jets	Sept. 15, 1968

Touchdown Receptions

4 Eric Decker, Denver	Dec. 1, 2013
3 Bob Chandler, Buffalo	Oct. 3, 1976
3 Kellen Winslow, San Diego	Dec. 11, 1983
3 Shannon Sharpe, Denver	Dec. 12, 1993
3 Drew Bennett, Tennessee	Dec. 13, 2004
3 Antonio Gates, San Diego	Oct. 30, 2005
3 Randall Cobb, Green Bay	Sept. 28, 2015
3 DeAndre Hopkins, Houston	Oct. 8, 2017

Rushing Attempts

39 O.J. Simpson, Buffalo	Oct. 29, 1973
39 Ricky Bell, Tampa Bay	Dec. 16, 1979
39 Marion Butts, San Diego	Dec. 17, 1989

Rushing Yards (All 200+)

286 Jerome Harrison, Cleveland	Dec. 20, 2009
220 Tiki Barber, N.Y. Giants	Dec. 17, 2005
218 Clinton Portis, Denver	Dec. 7, 2003
217 Gary Anderson, San Diego	Dec. 18, 1988
214 Greg Pruitt, Cleveland	Dec. 14, 1975
207 Curt Warner, Seattle	Nov. 27, 1983 (OT)

Rushing Touchdowns

5 Clinton Portis, Denver	Dec. 7, 2003
3 Jon Keyworth, Denver	Nov. 18, 1974
3 Greg Pruitt, Cleveland	Dec. 14, 1975

OPPONENT RECORDS

3 Pete Banaszak, Oakland	Dec. 21, 1975
3 Walter Payton, Chicago	Nov. 13, 1977
3 Curt Warner, Seattle	Nov. 27, 1983 (OT)
3 Marcus Allen, L.A. Raiders	Nov. 25, 1990
3 Rodney Hampton, N.Y. Giants	Dec. 19, 1992
3 Terrell Davis, Denver	Dec. 6, 1998
3 Curtis Martin, N.Y. Jets	Nov. 11, 2001
3 Clinton Portis, Denver	Dec. 15, 2002
3 Onterio Smith, Minnesota	Dec. 20, 2003
3 Michael Pittman, Tampa Bay	Nov. 7, 2004
3 Michael Turner, Atlanta	Sept. 21, 2008
3 LenDale White, Tennessee	Oct. 19, 2008
3 Jerome Harrison, Cleveland	Dec. 20, 2009
3 Jeremy Hill, Cincinnati	Oct. 4, 2015
3 Mike Gillislee, New England	Sept. 7, 2017
3 Mark Ingram, Baltimore	Sept. 22, 2019
Long Run (All 80+)	
87 Paul Lowe, San Diego	Sept. 10, 1961
85 LaDainian Tomlinson, San Diego	Dec. 17, 2006
80 LenDale White, Tennessee	Oct. 19, 2008
Total Touchdowns	
5 Clinton Portis, Denver	Dec. 7, 2003
4 Clinton Portis, Denver	Dec. 15, 2002
4 Eric Decker, Denver	Dec. 1, 2013
Interceptions Made	
4 Deltha O'Neal, Denver	Oct. 7, 2001
3 David Fulcher, Cincinnati	Oct. 1, 1989
Long Interception Return (All 100+)	

102 Marcus Coleman, Houston	Sept. 26, 2004
101 Tony Greene, Buffalo	Oct. 3, 1976
100 Speedy Duncan, San Diego	Oct. 15, 1967
Long Punt Return	
95 Johnny Bailey, Chicago	Dec. 29, 1990
Long Kickoff Return (All 100+)	
103 Joshua Cribbs, Cleveland	Dec. 20, 2009
100 Nemiah Wilson, Denver	Oct. 8, 1966
100 Joshua Cribbs, Cleveland	Dec. 20, 2009
Long Punt (All 80+)	
83 Chris Norman, Denver	Sept. 23, 1984
82 Paul Maguire, San Diego	Nov. 5, 1961
Long Field Goal (All 55+)	
59 Matt Bryant, Atlanta	Dec. 4, 2016
57 Sebastian Janikowski, Oakland	Dec. 16, 2012
56 Sebastian Janikowski, Oakland	Sept. 14, 2008
56 Matt Prater, Denver	Sept. 28, 2008
55 John Kasay, Seattle	Jan. 2, 1994
55 Kris Brown, Pittsburgh	Oct. 14, 2001
55 Sebastian Janikowski, Oakland	Nov. 25, 2007
55 Nate Kaeding, San Diego	Nov. 29, 2009
Times Sacked (All 100+)	
11 Paul McDonald, Cleveland	Sept. 30, 1984
10 Jeff George, Oakland	Sept. 6, 1998
Touchdowns On Interception Returns	
2 Dave Brown, Seattle	Nov. 4, 1984
Fumbles	
6 Dave Krieg, Seattle	Nov. 5, 1989

CHIEFS INDIVIDUAL PLAYOFF RECORDS

Service

Most Games Played, Career

12	Dustin Colquitt	2005-19
10	John Alt	1984-96
10	Tim Grunhard	1990-00
10	Dave Szott	1990-00
10	Derrick Thomas	1989-99
10	Anthony Sherman	2013-19
9	Dan Saleaumua	1989-96
9	Tracy Simien	1991-97
9	Neil Smith	1988-96
9	Travis Kelce	2013-19
9	Eric Fisher	2013-19
9	Daniel Sorensen	2014-19
9	James Winchester	2015-19
8	Len Dawson	1962-75
8	Jonathan Hayes	1985-93
8	Nick Lowery	1980-93
8	Johnny Robinson	1960-71
8	Kevin Ross	1984-93, '97
8	Jim Tyrer	1961-73
8	Will Shields	1993-06

Scoring

Most Points, Career

60	Damien Williams (5 games - 10 TDs)	2018-19
38	Harrison Butker (6 games - 4 FGs, 26 PATs)	2017-19
37	Nick Lowery (8 games - 8 FGs, 13 PATs)	1980-93
36	Travis Kelce (9 games - 6 TDs)	2013-19
35	Jan Stenerud (5 games - 9 FGs, 8 PATs)	1967-79
24	Cairo Santos (3 games - 6 FGs, 6 PATs)	2014-16
18	Mike Garrett (6 games - 3 TDs)	1966-70
18	Marcus Allen (6 games - 3 TDs)	1993-97
18	Knile Davis (3 games - 3 TDs)	2013-15
18	Tyreek Hill (7 games - 3 TDs)	2016-19
18	Patrick Mahomes (5 games - 3 TDs)	2017-19

Most Points, Game

18	Damien Williams vs. New England	Jan. 20, 2019
18	Damien Williams vs. Houston	Jan. 12, 2020
18	Travis Kelce vs. Houston	Jan. 12, 2020
14	Ryan Succop at Indianapolis	Jan. 4, 2014
12	Abner Haynes vs. Houston	Dec. 23, 1962
12	Mike Garrett at Buffalo	Jan. 1, 1967
12	Ed Podolak vs. Miami	Dec. 25, 1971
12	Dante Hall vs. Indianapolis	Jan. 11, 2004
12	Priest Holmes vs. Indianapolis	Jan. 11, 2004
12	Knile Davis at Indianapolis	Jan. 4, 2014
12	Cairo Santos at Houston	Jan. 9, 2016
12	Damien Williams vs. San Francisco	Feb. 2, 2020
11	Jan Stenerud vs. Minnesota	Jan. 11, 1970

Most Touchdowns, Career

10	Damien Williams (5 games)	2018-19
6	Travis Kelce (9 games)	2013-19
3	Marcus Allen (6 games)	1993-97
3	Mike Garrett (6 games)	1966-70
3	Knile Davis (3 games)	2013-16
3	Tyreek Hill (7 games)	2016-19
3	Patrick Mahomes (5 games)	2017-19

Most Touchdowns, Game

3	Damien Williams vs. New England	Jan. 20, 2019
3	Damien Williams vs. Houston	Jan. 12, 2020
3	Travis Kelce vs. Houston	Jan. 12, 2020
2	Abner Haynes vs. Houston	Dec. 23, 1962

2	Mike Garrett at Buffalo	Jan. 1, 1967
2	Ed Podolak vs. Miami	Dec. 25, 1971
2	Dante Hall vs. Indianapolis	Jan. 11, 2004
2	Priest Holmes vs. Indianapolis	Jan. 11, 2004
2	Knile Davis at Indianapolis	Jan. 4, 2014
2	Damien Williams vs. San Francisco	Feb. 2, 2020

Most Points After Touchdown, Career

26	Harrison Butker (6 games - 27 Att.)	2017-19
13	Nick Lowery (8 games - 14 Att.)	1980-93
8	Jan Stenerud (5 games - 8 Att.)	1967-79
6	Ryan Succop (2 games - 6 Att.)	2009-13
6	Cairo Santos (3 games - 6 Att.)	2014-17
5	Mike Mercer (2 games - 5 Att.)	1966

Most Points After Touchdown, Game

6	Harrison Butker vs. Houston (7 Att.)	Jan. 12, 2020
5	Ryan Succop at Indianapolis (5 Att.)	Jan. 4, 2014
5	Harrison Butker (5 Att.)	Jan. 19, 2020
4	Mike Mercer at Buffalo (4 Att.)	Jan. 1, 1967
4	Nick Lowery at Houston (4 Att.)	Jan. 16, 1994
4	Morten Andersen vs. IND (4 Att.)	Jan. 11, 2004
4	Harrison Butker vs. IND (4 Att.)	Jan. 12, 2019
4	Harrison Butker vs. NE (4 Att.)	Jan. 20, 2019
4	Harrison Butker vs. SF (4 Att.)	Feb. 2, 2020

Most Points After Touchdown, No Misses, Career

8	Jan Stenerud (5 games)	1967-79
---	------------------------	---------

Most Field Goals Attempted, Career

17	Jan Stenerud (5 games - 17 Att.)	1967-79
12	Nick Lowery (8 games - 12 Att.)	1980-93

Most Field Goals Attempted, Game

5	Jan Stenerud vs. N.Y. Jets	Dec. 20, 1969
4	Nick Lowery vs. Miami	Jan. 5, 1991
4	Jan Stenerud vs. Miami	Dec. 25, 1971

Most Field Goals, Career

9	Jan Stenerud (5 games - 17 Att.)	1967-79
8	Nick Lowery (8 games - 12 Att.)	1980-93

Most Field Goals, Game

3	Jan Stenerud vs. Minnesota	Jan. 11, 1970
3	Nick Lowery at Miami	Jan. 5, 1991
3	Ryan Succop at Indianapolis	Jan. 4, 2014
3	Cairo Santos at Houston	Jan. 9, 2016

Longest Field Goal

49	Cairo Santos at Houston	Jan. 9, 2016
49	Cairo Santos at Houston	Jan. 9, 2016
48	Jan Stenerud vs. Minnesota	Jan. 11, 1970
48	Cairo Santos vs. Pittsburgh	Jan. 15, 2017
43	Ryan Succop at Indianapolis	Jan. 4, 2014

Rushing

Most Rushing Attempts, Career

100	Marcus Allen (6 games)	1993-97
81	Damien Williams (5 games)	2018-19
61	Mike Garrett (6 games)	1966-70
59	Barry Word (4 games)	1990-92
51	Wendell Hayes (5 games)	1968-74
41	Curtis McClinton (3 games)	1962-69

Most Rushing Attempts, Game

33	Barry Word vs. L.A. Raiders	Dec. 28, 1991
25	Damien Williams vs. Indianapolis	Jan. 12, 2019
24	Curtis McClinton vs. Houston	Dec. 23, 1962
24	Priest Holmes vs. Indianapolis	Jan. 11, 2004
22	Wendell Hayes vs. Miami	Dec. 25, 1971
21	Marcus Allen vs. Pittsburgh	Jan. 8, 1994
21	Marcus Allen vs. Indianapolis	Jan. 7, 1996

Most Rushing Yards Gained, Career

386	Marcus Allen (6 games)	1993-97
-----	------------------------	---------

CHIEFS INDIVIDUAL PLAYOFF RECORDS

355 Damien Williams (5 games)	2018-19
208 Wendell Hayes (5 games)	1968-74
197 Barry Word (4 games)	1990-92
186 Mike Garrett (6 games)	1966-70
176 Priest Holmes (1 game)	2001-07

Most Rushing Yards Gained, Game

176 Priest Holmes vs. Indianapolis	Jan. 11, 2004
130 Barry Word vs. L.A. Raiders	Dec. 28, 1991
129 Damien Williams vs. Indianapolis	Jan. 12, 2019
104 Damien Williams vs. San Francisco	Feb. 2, 2020
100 Wendell Hayes vs. Miami	Dec. 25, 1971
94 Marcus Allen vs. Indianapolis	Jan. 7, 1996
85 Ed Podolak vs. Miami	Dec. 25, 1971

Most Games, 100 or More Rushing Yards, Career

2 Damien Williams (5 games)	2018-19
1 Wendell Hayes (5 games)	1968-74
1 Barry Word (3 games)	1990-92
1 Priest Holmes (1 game)	2001-07

Longest Run From Scrimmage

48 Priest Holmes vs. Indianapolis	Jan. 11, 2004
41 Jamaal Charles vs. Baltimore	Jan. 9, 2011
38 Damien Williams vs. San Francisco	Feb. 2, 2020
36 Tyreek Hill vs. Indianapolis	Jan. 12, 2019
33 Jack Spikes vs. Houston	Dec. 23, 1962
32 Ed Podolak vs. Miami	Dec. 25, 1971
27 Patrick Mahomes vs. Tennessee	Jan. 19, 2020
26 Christian Okoye at Miami	Jan. 5, 1991
26 Damien Williams vs. Houston	Jan. 12, 2020

Most Rushing Touchdowns, Career

6 Damien Williams (5 games)	2018-19
3 Marcus Allen (6 games)	1993-97
3 Mike Garrett (6 games)	1966-70
3 Patrick Mahomes (5 games)	2017-19

Most Rushing Touchdowns, Game

2 Mike Garrett at Buffalo	Jan. 1, 1967
2 Priest Holmes vs. Indianapolis	Jan. 11, 2004
2 Damien Williams vs. Houston	Jan. 12, 2020

Passing

Most Passes Attempted, Career

188 Len Dawson (8 games)	1962-75
185 Alex Smith (5 games)	2013-17
184 Patrick Mahomes (5 games)	2017-19
141 Joe Montana (4 games)	1993-94
64 Dave Krieg (4 games)	1992-93
54 Trent Green (2 games)	2001-06
53 Steve DeBerg (3 games)	1988-91

Most Passes Attempted, Game

50 Alex Smith at New England	Jan. 16, 2016
46 Alex Smith at Indianapolis	Jan. 4, 2014
43 Joe Montana vs. Pittsburgh	Jan. 8, 1994
42 Patrick Mahomes vs. San Francisco	Feb. 2, 2020
41 Patrick Mahomes vs. Indianapolis	Jan. 12, 2019
38 Joe Montana at Houston	Jan. 16, 1994
37 Joe Montana at Miami	Dec. 31, 1994
37 Elvis Grbac vs. Denver	Jan. 4, 1998

Most Passes Completed, Career

120 Alex Smith (5 games)	2013-17
115 Patrick Mahomes (5 games)	2017-19
107 Len Dawson (8 games)	1962-75
85 Joe Montana (4 games)	1993-94
33 Dave Krieg (4 games)	1992-93
32 Trent Green (2 games)	2001-06
31 Steve DeBerg (3 games)	1988-91

Most Passes Completed, Game

30 Alex Smith at Indianapolis	Jan. 4, 2014
29 Alex Smith at New England	Jan. 16, 2016
28 Joe Montana vs. Pittsburgh	Jan. 8, 1994
27 Patrick Mahomes vs. Indianapolis	Jan. 12, 2019
26 Joe Montana at Miami	Dec. 31, 1994
26 Patrick Mahomes vs. San Francisco	Feb. 2, 2020
24 Elvis Grbac vs. Denver	Jan. 4, 1998
24 Alex Smith vs. Tennessee	Jan. 6, 2018

Highest Completion Percentage, Career (100 attempts)

64.9 Alex Smith (5 games: 185-120)	2013-17
62.5 Patrick Mahomes (5 games: 184-115)	2017-19
60.3 Joe Montana (4 games: 141-85)	1993-94
56.9 Len Dawson (8 games: 188-107)	1962-75

Highest Completion Percentage, Game (15 completions)

77.3 Alex Smith at Houston (22-17)	Jan. 9, 2016
72.7 Alex Smith vs. Tennessee (33-24)	Jan. 6, 2018
70.3 Joe Montana at Miami (37-26)	Dec. 31, 1994
69.2 Len Dawson vs. Miami (26-18)	Dec. 25, 1971

Most Passing Yards, Career

1,497 Len Dawson (8 games)	1962-75
1,474 Patrick Mahomes (5 games)	2017-19
1,250 Alex Smith (5 games)	2013-17
1,014 Joe Montana (4 games)	1993-94
454 Dave Krieg (4 games)	1992-93

Most Passing Yards, Game

378 Alex Smith at Indianapolis	Jan. 4, 2014
314 Joe Montana at Miami	Dec. 31, 1994
321 Patrick Mahomes vs. Houston	Jan. 12, 2020
299 Joe Montana at Houston	Jan. 16, 1994
295 Patrick Mahomes vs. New England	Jan. 20, 2019
294 Patrick Mahomes vs. Tennessee	Jan. 19, 2020
286 Patrick Mahomes vs. San Francisco	Feb. 2, 2020
278 Patrick Mahomes vs. Indianapolis	Jan. 12, 2019
276 Joe Montana vs. Pittsburgh	Jan. 4, 1994

Longest Pass Completion

79 Alex Smith at Indianapolis	
(to Donnie Avery)	Jan. 4, 2014
63 Len Dawson vs. Miami	
(to Elmo Wright)	Dec. 25, 1971
63 Alex Smith at Indianapolis	
(to Dwayne Bowe)	Jan. 4, 2014
61 Len Dawson at N.Y. Jets	
(to Otis Taylor)	Dec. 20, 1969
60 Patrick Mahomes vs. Tennessee	
(to Sammy Watkins)	Jan. 19, 2020

Most Touchdown Passes, Career

13 Patrick Mahomes (5 games)	2017-19
9 Alex Smith (5 games)	2013-17
7 Len Dawson (8 games)	1962-75
6 Joe Montana (4 games)	1993-94
2 Steve DeBerg (3 games)	1988-91
2 Dave Krieg (4 games)	1992-93
2 Trent Green (2 games)	2001-06

Most Touchdown Passes, Game

5 Patrick Mahomes vs. Houston	Jan. 12, 2020
4 Alex Smith at Indianapolis	Jan. 4, 2014
3 Joe Montana at Houston	Jan. 16, 1994
3 Patrick Mahomes vs. New England	Jan. 20, 2019
2 Len Dawson at Buffalo	Jan. 1, 1967
2 Joe Montana at Miami	Dec. 31, 1994
2 Alex Smith vs. Tennessee	Jan. 6, 2018
2 Patrick Mahomes vs. San Francisco	Feb. 2, 2020

Most Passes Had Intercepted, Career

CHIEFS INDIVIDUAL PLAYOFF RECORDS

8 Len Dawson (8 games)	1962-75
4 Mark Vlasic (1 game)	1991-92
4 Joe Montana (4 games)	1993-94
Most Passes Had Intercepted, Game	
4 Len Dawson at Oakland	Dec. 22, 1968
4 Mark Vlasic at Buffalo	Jan. 5, 1992

Pass Receiving

Most Pass Receptions, Career	
52 Travis Kelce (9 games)	2013-19
37 Tyreek Hill (7 games)	2017-19
27 Otis Taylor (7 games)	1965-75
27 J.J. Birden (8 games)	1990-94
25 Sammy Watkins (5 games)	2018-19
22 Damien Williams (5 games)	2018-19
21 Keith Cash (6 games)	1992-96
19 Kimble Anders (7 games)	1991-00

Most Pass Receptions, Game	
10 Travis Kelce vs. Houston	Jan. 12, 2020
9 Tyreek Hill vs. San Francisco	Feb. 2, 2020
8 Ed Podolak vs. Miami	Dec. 25, 1971
8 Stephone Paige at Miami	Jan. 5, 1991
8 Andre Rison vs. Denver	Jan. 4, 1998
8 Dwayne Bowe at Indianapolis	Jan. 4, 2014
8 Travis Kelce at Houston	Jan. 9, 2016
8 Tyreek Hill vs. Indianapolis	Jan. 12, 2019
7 Keith Cash vs. Pittsburgh	Jan. 8, 1994
7 Kimble Anders vs. Indianapolis	Jan. 7, 1996
7 Dexter McCluster at Indianapolis	Jan. 4, 2014
7 Knile Davis at Indianapolis	Jan. 4, 2014
7 Tyreek Hill vs. Tennessee	Jan. 6, 2018
7 Travis Kelce vs. Indianapolis	Jan. 12, 2019
7 Sammy Watkins vs. Tennessee	Jan. 19, 2020

Most Receiving Yards, Career	
632 Travis Kelce (9 games)	2013-19
487 Sammy Watkins (5 games)	2018-19
441 Tyreek Hill (7 games)	2016-19
481 Otis Taylor (7 games)	1965-75
363 J.J. Birden (8 games)	1990-94
266 Keith Cash (6 games)	1992-96
239 Willie Davis (5 games)	1991-95

Most Receiving Yards, Game (All 100+)	
150 Dwayne Bowe at Indianapolis	Jan. 4, 2014
142 Stephone Paige at Miami	Jan. 5, 1991
134 Travis Kelce vs. Houston	Jan. 12, 2020
128 Travis Kelce at Houston	Jan. 9, 2016
117 Otis Taylor at Oakland	Dec. 22, 1968
114 Sammy Watkins vs. New England	Jan. 20, 2019
114 Sammy Watkins vs. Tennessee	Jan. 19, 2020
110 Ed Podolak vs. Miami	Dec. 25, 1971
110 Andre Rison vs. Denver	Jan. 4, 1998
108 Travis Kelce vs. Indianapolis	Jan. 12, 2019
105 Tyreek Hill vs. San Francisco	Feb. 2, 2020
104 Elmo Wright vs. Miami	Dec. 25, 1971
103 Kimble Anders at Miami	Dec. 31, 1994

Most Games, 100 or More Receiving Yards, Career	
3 Travis Kelce (7 games)	2013-19
2 Sammy Watkins (4 games)	2018-19
1 By nine players; Last, Tyreek Hill vs. San Francisco	Feb. 2, 2020

Longest Pass Reception	
79 Donnie Avery at Indianapolis (from Alex Smith)	Jan. 4, 2014
63 Elmo Wright vs. Miami	

(from Len Dawson)	Dec. 25, 1971
63 Dwayne Bowe at Indianapolis (from Alex Smith)	Jan. 4, 2014
61 Otis Taylor at N.Y. Jets (from Len Dawson)	Dec. 20, 1969
60 Sammy Watkins vs. Tennessee (from Patrick Mahomes)	Jan. 19, 2020

Most Receiving Touchdowns, Career	
6 Travis Kelce (9 games)	2013-19
4 Damien Williams (5 games)	2018-19
2 Otis Taylor (7 games)	1965-75
2 Fred Jones (3 games)	1990-93
2 J.J. Birden (8 games)	1990-94
2 Tony Gonzalez (3 games)	1997-08
2 Albert Wilson (3 games)	2014-16
2 Tyreek Hill (6 games)	2016-19

Most Receiving Touchdowns, Game	
3 Travis Kelce vs. Houston	Jan. 12, 2020
2 Damien Williams vs. New England	Jan. 20, 2019
2 Tyreek Hill vs. Tennessee	Jan. 19, 2020
1 Numerous times; Last, Damien Williams & Travis Kelce vs. San Francisco	Feb. 2, 2020

Combined Net Yards

Most Attempts, Career	
147 Marcus Allen (6 games)	1993-97
102 Damien Williams (5 games)	2018-19
88 Mike Garrett (6 games)	1966-70
63 Wendell Hayes (5 games)	1968-74

Most Attempts, Game	
34 Barry Word vs. L.A. Raiders	Dec. 28, 1991
30 Ed Podolak vs. Miami	Dec. 25, 1971
30 Damien Williams vs. Indianapolis	Jan. 12, 2019
29 Priest Holmes vs. Indianapolis	Jan. 11, 2004

Most Net Yards, Career	
634 Travis Kelce (9 games)	2013-19
541 Marcus Allen (6 games)	1993-97
540 Damien Williams (5 games)	2018-19
520 Tyreek Hill (7 games)	2016-19
499 Sammy Watkins (5 games)	2018-19
481 Otis Taylor (7 games)	1965-75
363 J.J. Birden (8 games)	1990-94
350 Ed Podolak (4 games)	1969-77

Most Net Yards, Game	
*350 Ed Podolak vs. Miami	Dec. 25, 1971
227 Dante Hall vs. Indianapolis	Jan. 11, 2004
208 Priest Holmes vs. Indianapolis	Jan. 11, 2004
154 Damien Williams vs. Indianapolis	Jan. 12, 2019
150 Dwayne Bowe at Indianapolis	Jan. 4, 2014
142 Stephone Paige at Miami	Jan. 5, 1991

*NFL RECORD

Punting

Most Punts, Career	
43 Dustin Colquitt (12 games)	2005-19
39 Jerrel Wilson (7 games)	1963-77
38 Bryan Barker (7 games)	1990-93
11 Louie Aguiar (3 games)	1994-98

Most Punts, Game	
8 Jerrel Wilson at Oakland	Jan. 4, 1970
8 Bryan Barker at San Diego	Jan. 2, 1993

Longest Punt	
66 Dustin Colquitt at Indianapolis	Jan. 6, 2007
62 Louie Aguiar vs. Denver	Jan. 4, 1998

CHIEFS INDIVIDUAL PLAYOFF RECORDS

61 Jerrel Wilson vs. Green Bay	Jan. 15, 1967
59 Jerrel Wilson vs. Minnesota	Jan. 11, 1970
56 Jerrel Wilson at Oakland	Jan. 4, 1970
56 Dustin Colquitt vs. Houston	Jan. 9, 2016
Highest Punting Average, Career (20 punts)	
44.8 Dustin Colquitt (12 games: 1,938-43)	2005-19
43.4 Jerrel Wilson (7 games: 1,693-39)	1963-77
42.4 Bryan Barker (7 games: 1,613-38)	1990-93
Highest Punting Average, Game (4 punts)	
52.3 Dustin Colquitt at IND (314-6)	Jan. 6, 2007
50.0 Dustin Colquitt vs. Tennessee (250-5)	Jan. 6, 2018
48.5 Jerrel Wilson vs. Minnesota (194-4)	Jan. 11, 1970
47.0 Jerrel Wilson at Oakland (302-6)	Dec. 22, 1968
46.4 Louie Aguiar vs. Denver (232-5)	Jan. 4, 1998

Punt Returns

Most Punt Returns, Career	
11 Mike Garrett (6 games)	1966-70
9 Tyreek Hill (7 games)	2016-19
7 Danan Hughes (6 games)	1993-98
Most Punt Returns, Game	
5 Tyreek Hill vs. Indianapolis	Jan. 12, 2019
4 Mike Garrett vs. Oakland	Jan. 4, 1970
4 Tamarick Vanover vs. Indianapolis	Jan. 7, 1996
4 Frankie Hammond Jr. at Houston	Jan. 9, 2016
Most Punt Return Yards, Career	
84 Danan Hughes (6 games)	1993-98
73 Mike Garrett (6 games)	1966-70
61 Frankie Hammond Jr. (2 games)	2015
44 Tamarick Vanover (2 games)	1995-99
Most Punt Return Yards, Game	
42 Danan Hughes at Houston	Jan. 16, 1994
37 Mike Garrett at Buffalo	Jan. 1, 1967
34 Tamarick Vanover vs. Indianapolis	Jan. 7, 1996
34 Frankie Hammond Jr. at Houston	Jan. 9, 2016
31 Danan Hughes vs. Pittsburgh	Jan. 8, 1994
Longest Punt Return	
35 Danan Hughes at Houston	Jan. 16, 1994
27 Mike Garrett at Buffalo	Jan. 1, 1967
15 Danan Hughes vs. Pittsburgh	Jan. 8, 1994
Highest Punt Return Average, Career (10 returns)	
6.6 Mike Garrett (6 games: 11-73)	1966-70
Highest Punt Return Average, Game (3 returns)	
14.0 Danan Hughes at Houston (3-42)	Jan. 16, 1994
12.3 Mike Garrett at Buffalo (3-37)	Jan. 1, 1967
10.3 Danan Hughes vs. Pittsburgh (3-31)	Jan. 8, 1994
Most Touchdowns	
0	

Kickoff Returns

Most Kickoff Returns, Career	
13 Mecole Hardman (3 games)	2019
10 John Stephens (3 games)	1993
10 Dante Hall (2 games)	2000-06
7 Quintin Demps (1 game)	2013
6 Tremon Smith (2 games)	2018
5 Bert Coan (2 games)	1963-68
5 Noland Smith (1 game)	1967-69
5 Tamarick Vanover (2 games)	1995-99
5 Tyreek Hill (5 games)	2016-19
Most Kickoff Returns, Game	
7 Dante Hall vs. Indianapolis	Jan. 11, 2004
7 Quintin Demps at Indianapolis	Jan. 4, 2014
6 Mecole Hardman vs. Houston	Jan. 12, 2020
5 Noland Smith vs. Oakland	Dec. 22, 1968

5 John Stephens at Buffalo	Jan. 23, 1994
Most Kickoff Return Yards, Career	
286 Mecole Hardman (3 games)	2019
266 Dante Hall (2 games)	2000-06
199 John Stephens (3 games)	1993
196 Knile Davis (3 games)	2013-15
187 Quintin Demps (1 game)	2013
154 Ed Podolak (1 game)	1969-77
Most Kickoff Return Yards, Game	
208 Dante Hall vs. Indianapolis	Jan. 11, 2004
187 Quintin Demps at Indianapolis	Jan. 4, 2014
154 Ed Podolak vs. Miami	Dec. 25, 1971
142 Mecole Hardman vs. Houston	Jan. 12, 2020
106 Knile Davis at Houston	Jan. 9, 2016
99 Tremon Smith vs. New England	Jan. 20, 2019
90 Knile Davis at New England	Jan. 16, 2016
Longest Kickoff Return	
106 (TD) Knile Davis at Houston	Jan. 9, 2016
92 (TD) Dante Hall vs. Indianapolis	Jan. 11, 2004
78 Ed Podolak vs. Miami	Dec. 25, 1971
58 Mecole Hardman vs. Houston	Jan. 12, 2020
46 Dante Hall vs. Indianapolis	Jan. 11, 2004
36 Dexter McCluster vs. Baltimore	Jan. 9, 2011
35 Bert Coan at Buffalo	Jan. 1, 1967
Highest Kickoff Return Average, Career (10 returns)	
26.6 Dante Hall (2 games: 10-266)	2000-06
22.0 Mecole Hardman (3 games: 13-286)	2019
19.9 John Stephens (3 games: 10-199)	1993
Highest Kickoff Return Average, Game (3 returns)	
51.3 Ed Podolak vs. Miami (3-154)	Dec. 25, 1971
30.0 Knile Davis at New England (3-90)	Jan. 16, 2016
29.7 Dante Hall vs. Indianapolis (7-208)	Jan. 11, 2004
26.7 Quintin Demps at Indianapolis (7-187)	Jan. 4, 2014
24.8 Tremon Smith vs. New England (4-99)	Jan. 20, 2019
24.0 John Stephens vs. Pittsburgh (3-72)	Jan. 8, 1994
23.7 Mecole Hardman vs. Houston (6-142)	Jan. 12, 2020
23.0 Tamarick Vanover vs. Denver (3-69)	Jan. 4, 1998
Most Kickoff Return Touchdowns, Career	
1 Dante Hall (2 games)	2000-06
1 Knile Davis (2 games)	2013-15

Interceptions By

Most Interceptions, Career	
5 Emmitt Thomas (7 games)	1966-78
4 Johnny Robinson (8 games)	1960-71
3 Jim Marsalis (4 games)	1969-75
3 Deron Cherry (4 games)	1981-91
Most Interceptions, Game	
2 Johnny Robinson vs. Houston	Dec. 23, 1962
2 Jim Marsalis at N.Y. Jets	Dec. 20, 1969
2 Emmitt Thomas at Oakland	Jan. 4, 1970
2 Deron Cherry vs. L.A. Raiders	Dec. 28, 1991
2 Ty Law at Indianapolis	Jan. 6, 2007
2 Husain Abdullah at Indianapolis	Jan. 4, 2014
Most Consecutive Games, Interceptions	
3 Emmitt Thomas	1969
Most Interception Return Yards, Career	
131 Johnny Robinson (8 games)	1960-71
101 Emmitt Thomas (7 games)	1966-78
65 Jim Marsalis (4 games)	1969-75
Most Interception Return Yards, Game	
72 Johnny Robinson at Buffalo	Jan. 1, 1967
69 Emmitt Thomas vs. Oakland	Jan. 4, 1970
50 Johnny Robinson vs. Houston	Dec. 23, 1962
Longest Interception Return	

CHIEFS INDIVIDUAL PLAYOFF RECORDS

72 Johnny Robinson at Buffalo	Jan. 1, 1967
62 Emmitt Thomas at Oakland	Jan. 4, 1970
43 Ty Law at Indianapolis	Jan. 6, 2007
37 Johnny Robinson vs. Houston	Dec. 23, 1962

Most TDs, Career

0 0

Sacks

Most Sacks, Career

6.5 Derrick Thomas (10 games) 1989-99

6.5 Neil Smith (9 games)	1988-96
5.0 Aaron Brown (6 games)	1966-72
5.0 Frank Clark (3 games)	2019
4.0 Justin Houston (7 games)	2011-18

Most Sacks, Game

3 Aaron Brown at Oakland	Jan. 4, 1970
3 Frank Clark vs. Houston	Jan. 12, 2020
2 Nine times; By eight players	
Last: Justin Houston vs. Indianapolis	Jan. 12, 2019

The following individual records relate solely to service with the Chiefs. They include National Football League regular-season statistics only - with the exception of those single-game records marked by "*" or "**".

CHIEFS TEAM PLAYOFF RECORDS

Scoring

Most Points, Game

51 vs. Houston	Jan. 12, 2020
44 at Indianapolis	Jan. 4, 2014
35 vs. Tennessee	Jan. 19, 2020
31 at Buffalo	Jan. 1, 1967
31 vs. Indianapolis	Jan. 11, 2004
31 vs. Indianapolis	Jan. 12, 2019
31 vs. New England	Jan. 20, 2019
31 vs. San Francisco	Feb. 2, 2020
30 at Houston	Jan. 9, 2016
28 at Houston	Jan. 16, 1994

Most Touchdowns, Game

7 vs. Houston	Jan. 12, 2020
5 at Indianapolis	Jan. 4, 2014
5 vs. Tennessee	Jan. 19, 2020
4 at Buffalo	Jan. 1, 1967
4 at Houston	Jan. 16, 1994
4 vs. Indianapolis	Jan. 11, 2004
4 vs. Indianapolis	Jan. 12, 2019
4 vs. New England	Jan. 20, 2019
4 vs. San Francisco	Feb. 2, 2020
3 Four times; Last, vs. Tennessee	Jan. 6, 2018

First Downs

Most First Downs, Game

30 at Indianapolis	Jan. 4, 2014
29 vs. Indianapolis	Jan. 12, 2019
29 vs. Houston	Jan. 12, 2020
28 vs. Pittsburgh	Jan. 8, 1994
27 at New England	Jan. 16, 2016
27 vs. Tennessee	Jan. 19, 2020
26 vs. San Francisco	Feb. 2, 2020
24 at Miami	Dec. 31, 1994
24 vs. Indianapolis	Jan. 11, 2004
23 vs. Miami	Dec. 25, 1971

Fewest First Downs, Game

7 at Indianapolis	Jan. 6, 2007
8 vs. Baltimore	Jan. 9, 2011
13 at Oakland	Dec. 22, 1968
13 at Oakland	Jan. 4, 1970
14 Three times; Last, at Buffalo	Jan. 5, 1992

Net Yards Rushing and Passing

Most Net Yards, Game

513 at Indianapolis	Jan. 4, 2014
451 vs. Miami	Dec. 25, 1971
434 vs. Houston	Jan. 12, 2020
433 vs. Indianapolis	Jan. 12, 2019
414 at Miami	Dec. 31, 1994
408 vs. Indianapolis	Jan. 11, 2004
404 vs. Tennessee	Jan. 19, 2020
401 vs. Pittsburgh	Jan. 8, 1994

Fewest Net Yards, Game

126 at Indianapolis	Jan. 6, 2007
161 vs. Baltimore	Jan. 9, 2011
204 vs. L.A. Raiders	Dec. 28, 1991
207 at Oakland	Jan. 4, 1970
213 at Buffalo	Jan. 5, 1992

Rushing

Most Rushing Attempts, Game

54 vs. Houston	Dec. 23, 1962
44 vs. Miami	Dec. 25, 1971
41 vs. Minnesota	Jan. 11, 1970

Fewest Rushing Attempts, Game

12 vs. New England	Jan. 20, 2019
14 vs. Pittsburgh	Jan. 15, 2017
16 vs. Tennessee	Jan. 6, 2018
17 at Indianapolis	Jan. 6, 2007
18 at Houston	Jan. 16, 1994
19 vs. Green Bay	Jan. 15, 1967
19 at San Diego	Jan. 2, 1993

Most Rushing Yards, Game

213 vs. Miami	Dec. 25, 1971
199 vs. Houston	Dec. 23, 1962
196 vs. Indianapolis	Jan. 11, 2004
180 vs. Indianapolis	Jan. 12, 2019
151 vs. Minnesota	Jan. 11, 1970
150 at Indianapolis	Jan. 4, 2014

Fewest Rushing Yards, Game

41 vs. New England	Jan. 20, 2019
44 at Indianapolis	Jan. 6, 2007
52 at Buffalo	Jan. 23, 1994
61 at San Diego	Jan. 2, 1993
61 vs. Pittsburgh	Jan. 15, 2017
67 at N.Y. Jets	Dec. 28, 1968

Most Rushing Touchdowns, Game

4 vs. Indianapolis	Jan. 12, 2019
2 at Buffalo	Jan. 1, 1967
2 at Oakland	Jan. 4, 1970
2 vs. Miami	Dec. 25, 1971
2 vs. Indianapolis	Jan. 11, 2004
2 vs. Houston	Jan. 12, 2020
2 vs. Tennessee	Jan. 19, 2020
2 vs. San Francisco	Feb. 2, 2020

Passing

Most Passing Attempts, Game

52 at Buffalo	Jan. 23, 1994
50 at New England	Jan. 16, 2016
46 at Indianapolis	Jan. 4, 2014
44 vs. Pittsburgh	Jan. 8, 1994
42 vs. San Francisco	Feb. 2, 2020
41 vs. Indianapolis	Jan. 12, 2019
37 at Miami	Dec. 31, 1994
37 vs. Denver	Jan. 4, 1998

Fewest Passing Attempts, Game

14 vs. Houston	Dec. 23, 1962
14 vs. L.A. Raiders	Dec. 28, 1991
17 at Oakland	Jan. 4, 1970
17 vs. Minnesota	Jan. 11, 1970

Most Completions, Game

30 at Indianapolis	Jan. 4, 2014
29 vs. Pittsburgh	Jan. 8, 1994
29 at New England	Jan. 16, 2016
27 vs. Indianapolis	Jan. 12, 2019
26 at Miami	Dec. 31, 1994
26 vs. San Francisco	Feb. 2, 2020
25 at Buffalo	Jan. 23, 1994

Fewest Completions, Game

7 at Oakland	Jan. 4, 1970
9 vs. Houston	Dec. 23, 1962
9 vs. L.A. Raiders	Dec. 28, 1991
9 vs. Baltimore	Jan. 9, 2011

Most Gross Passing Yards, Game

CHIEFS TEAM PLAYOFF RECORDS

378 at Indianapolis	Jan. 4, 2014
323 at Buffalo	Jan. 23, 1994
321 vs. Houston	Jan. 12, 2020
314 at Miami	Dec. 31, 1994
299 at Houston	Jan. 16, 1994
299 vs. Pittsburgh	Jan. 8, 1994
Fewest Gross Passing Yards, Game	
70 vs. Baltimore	Jan. 9, 2011
88 vs. Houston	Dec. 23, 1962
79 vs. L.A. Raiders	Dec. 28, 1991
107 at Indianapolis	Jan. 6, 2007
Most Times Sacked, Game	
9 at Buffalo	Jan. 1, 1967
7 at San Diego	Jan. 2, 1993
6 vs. Houston	Dec. 23, 1962
6 vs. Green Bay	Jan. 15, 1967
Most Passing Touchdowns, Game	
5 vs. Houston	Jan. 12, 2020
4 at Indianapolis	Jan. 4, 2014
3 at Houston	Jan. 16, 1994
3 vs. Tennessee	Jan. 19, 2020
2 Five times; Last vs. San Francisco	Feb. 2, 2020
Most Interceptions Thrown, Game	
4 at Oakland	Dec. 22, 1968
4 at Buffalo	Jan. 5, 1992
3 vs. Indianapolis	Jan. 7, 1996
3 vs. Baltimore	Jan. 9, 2011

Interceptions By

Most Interceptions By, Game	
5 vs. Houston	Dec. 23, 1962
4 at Oakland	Jan. 4, 1970
4 vs. L.A. Raiders	Dec. 28, 1991
4 at Houston	Jan. 9, 2016

Penalties

Most Penalties, Game

* - Playoff Game ** - Super Bowl

10 at Buffalo	Jan. 5, 1992
9 vs. Tennessee	Jan. 19, 2020
8 vs. Tennessee	Jan. 6, 2018
7 Three times; Last vs. Denver	Jan. 4, 1998
Fewest Penalties, Game	
1 at N.Y. Jets	Dec. 28, 1986
2 at Indianapolis	Jan. 6, 2007
2 at Indianapolis	Jan. 4, 2014
3 Twice; Last vs. Indianapolis	Jan. 7, 1996
Most Yards Penalized, Game	
68 vs. Tennessee	Jan. 6, 2018
65 vs. Denver	Jan. 4, 1998
63 at N.Y. Jets	Dec. 20, 1969
62 at San Diego	Jan. 2, 1993
Fewest Yards Penalized, Game	
5 at N.Y. Jets	Dec. 28, 1986
13 at Indianapolis	Jan. 6, 2007
15 at Miami	Dec. 31, 1994
15 at Indianapolis	Jan. 4, 2014
20 vs. L.A. Raiders	Dec. 28, 1991

Fumbles

Most Fumbles, Game	
5 at Oakland	Jan. 4, 1970
3 Four times; Last, vs. Indianapolis	Jan. 12, 2019
Most Fumbles Lost, Game	
4 at Oakland	Jan. 4, 1970
2 vs. Miami	Dec. 25, 1971
2 vs. Baltimore	Jan. 9, 2011
Most Turnovers, Game	
5 vs. Baltimore	Jan. 9, 2011
4 at Oakland	Dec. 22, 1968
4 at Oakland	Jan. 4, 1970
4 vs. Miami	Dec. 25, 1971
4 at Buffalo	Jan. 5, 1992
4 vs. Indianapolis	Jan. 7, 1996

PLAYOFF TEAM DEFENSIVE RECORDS

Scoring

Fewest Points Allowed, Game

0 at Houston	Jan. 9, 2016
6 at N.Y. Jets	Dec. 20, 1969
6 vs. L.A. Raiders	Dec. 28, 1991

Most Points Allowed, Game

45 at Indianapolis	Jan. 4, 2014
41 at Oakland	Dec. 22, 1968
38 vs. Indianapolis	Jan. 11, 2004
37 at Buffalo	Jan. 5, 1992
37 vs. New England (OT)	Jan. 20, 2019
35 vs. Green Bay	Jan. 15, 1967
35 at N.Y. Jets	Dec. 28, 1986

Fewest Touchdowns Allowed, Game

0 at N.Y. Jets	Dec. 20, 1969
0 vs. L.A. Raiders	Dec. 28, 1991
0 at Houston	Jan. 9, 2016
0 vs. Pittsburgh	Jan. 15, 2017

Most Touchdowns Allowed, Game

6 at Indianapolis	Jan. 4, 2014
5 vs. Green Bay	Jan. 15, 1967
5 at Oakland	Dec. 22, 1968
5 at N.Y. Jets	Dec. 28, 1986
5 vs. Indianapolis	Jan. 11, 2004
5 vs. New England	Jan. 20, 2019

First Downs

Fewest First Downs Allowed, Game

9 at Buffalo	Jan. 1, 1967
13 vs. Minnesota	Jan. 11, 1970
14 at Houston	Jan. 9, 2016
15 vs. Indianapolis	Jan. 12, 2019
16 Three times; Last vs. Denver	Jan. 4, 1998

Most First Downs Allowed, Game

36 vs. New England	Jan. 20, 2019
30 at Buffalo	Jan. 23, 1994
29 at Buffalo	Jan. 5, 1992
28 at Indianapolis	Jan. 6, 2007
28 at Indianapolis	Jan. 4, 2014
27 vs. Indianapolis	Jan. 11, 2004

Net Yards Rushing and Passing

Fewest Net Yards Allowed, Game

226 at Houston	Jan. 9, 2016
233 at Oakland	Jan. 4, 1970
235 at N.Y. Jets	Dec. 20, 1969
239 vs. Minnesota	Jan. 11, 1970
249 vs. Indianapolis	Jan. 7, 1996

Most Net Yards Allowed, Game

536 at Indianapolis	Jan. 4, 2014
524 vs. New England	Jan. 20, 2019
454 at Oakland	Dec. 22, 1968
448 at Buffalo	Jan. 5, 1992
442 vs. Houston	Jan. 12, 2020
435 at Indianapolis	Jan. 6, 2007
434 vs. Indianapolis	Jan. 11, 2004

Rushing

Fewest Rushing Attempts, Game

13 at Buffalo	Jan. 1, 1967
14 at Houston	Jan. 16, 1994

14 at New England	Jan. 16, 2016
14 vs. Indianapolis	Jan. 12, 2019
19 vs. Minnesota	Jan. 11, 1970
19 at Indianapolis	Jan. 4, 2014

Most Rushing Attempts, Game

48 vs. New England	Jan. 20, 2019
46 at Buffalo	Jan. 5, 1992
46 at Buffalo	Jan. 23, 1994
43 vs. Miami	Dec. 25, 1971

Fewest Rushing Yards Allowed, Game

38 at New England	Jan. 16, 2016
39 at Houston	Jan. 16, 1994
40 at Buffalo	Jan. 1, 1967
67 vs. Minnesota	Jan. 11, 1970

Most Rushing Yards Allowed, Game

229 at Buffalo	Jan. 23, 1994
202 vs. Tennessee	Jan. 6, 2018
192 at San Diego	Jan. 2, 1993
188 at Indianapolis	Jan. 6, 2007
180 at Buffalo	Jan. 5, 1992

Most Rushing Touchdowns Allowed, Game

4 vs. New England	Jan. 20, 2019
3 vs. Green Bay	Jan. 15, 1967
3 at Buffalo	Jan. 23, 1994
2 Four times; Last, vs. Indianapolis	Jan. 11, 2004

Passing

Fewest Passing Attempts Allowed, Game

19 vs. Denver	Jan. 4, 1998
23 at N.Y. Jets	Dec. 28, 1986
23 vs. L.A. Raiders	Dec. 28, 1991
23 at San Diego	Jan. 2, 1993

Most Passing Attempts Allowed, Game

52 vs. Houston	Jan. 12, 2020
46 vs. Houston	Dec. 23, 1962
46 vs. New England	Jan. 20, 2019
45 at Oakland	Jan. 4, 1970
45 at Indianapolis	Jan. 4, 2014
43 at Houston	Jan. 16, 1994
42 at New England	Jan. 16, 2016
42 vs. Pittsburgh	Jan. 16, 1994

Fewest Completions Allowed, Game

10 vs. Denver	Jan. 4, 1998
12 at Buffalo	Jan. 1, 1967
12 vs. L.A. Raiders	Dec. 28, 1991
12 vs. Indianapolis	Jan. 7, 1996

Most Completions Allowed, Game

32 at Houston	Jan. 16, 1994
31 at Indianapolis	Jan. 6, 2007
31 vs. Houston	Jan. 12, 2020
30 vs. New England	Jan. 20, 2019
29 at Indianapolis	Jan. 4, 2014
28 at New England	Jan. 16, 2016
25 vs. Baltimore	Jan. 9, 2011

Fewest Gross Passing Yards Allowed, Game

112 vs. Indianapolis	Jan. 7, 1996
136 at Houston	Jan. 9, 2016
140 vs. L.A. Raiders	Dec. 28, 1991
153 at N.Y. Jets	Dec. 28, 1986
160 at Buffalo	Jan. 23, 1994

Most Passing Yards Allowed, Game

443 at Indianapolis	Jan. 4, 2014
388 vs. Houston	Jan. 12, 2020
348 vs. New England	Jan. 20, 2019
347 at Oakland	Dec. 22, 1968

PLAYOFF TEAM DEFENSIVE RECORDS

306 at Houston	Jan. 16, 1994
304 vs. Indianapolis	Jan. 11, 2004
302 at New England	Jan. 16, 2016
Most Passing Touchdowns Allowed, Game	
5 at Oakland	Dec. 22, 1968
4 at Indianapolis	Jan. 4, 2014
3 Fourtimes; Last, vs. Indianapolis	Jan. 11, 2004

Sacks

Most Sacks, Game	
9 at Houston	Jan. 16, 1994
5 at San Diego	Jan. 2, 1993

5 vs. Houston	Jan. 12, 2020
4 at Oakland	Jan. 4, 1970
4 at Buffalo	Jan. 1, 1967
4 vs. Baltimore	Jan. 9, 2011

Interceptions

Most Interceptions By, Game	
5 vs. Houston	Dec. 23, 1962
4 at Oakland	Jan. 4, 1970
4 vs. L.A. Raiders	Dec. 28, 1991
4 at Houston	Jan. 9, 2016

* - Playoff Game ** - Super Bowl

PLAYOFF OPPONENT RECORDS

Single Game

Total Points

18 Fred Biletnikoff, Oakland	Dec. 22, 1968
18 Thurman Thomas, Buffalo	Jan. 23, 1994
18 Chris Boswell, Pittsburgh	Jan. 15, 2017
15 Scott Norwood, Buffalo	Jan. 5, 1992
14 Steve Christie, Buffalo	Jan. 23, 1994

Total Touchdowns

3 Fred Biletnikoff, Oakland	Dec. 22, 1968
3 Thurman Thomas, Buffalo	Jan. 23, 1994
2 Max McGee, Green Bay	Jan. 15, 1967
2 Elijah Pitts, Green Bay	Jan. 15, 1967
2 Warren Wells, Oakland	Dec. 22, 1968
2 Freeman McNeil, N.Y. Jets	Dec. 28, 1986
2 Andre Reed, Buffalo	Jan. 5, 1992
2 Terrell Davis, Denver	Jan. 4, 1998
2 Edgerrin James, Indianapolis	Jan. 11, 2004
2 T.Y. Hilton, Indianapolis	Jan. 4, 2014
2 Donald Brown, Indianapolis	Jan. 4, 2014
2 Rob Gronkowski, New England	Jan. 16, 2016
2 Rex Burkhead, New England	Jan. 20, 2019
2 Sony Michel, New England	Jan. 20, 2019

Field Goals

6 Chris Boswell, Pittsburgh	Jan. 15, 2017
3 Scott Norwood, Buffalo	Jan. 5, 1992
3 Steve Christie, Buffalo	Jan. 23, 1994
3 Adam Vinatieri, Indianapolis	Jan. 6, 2007
3 Billy Cundiff, Baltimore	Jan. 9, 2011
2 George Blanda, Oakland	Dec. 22, 1968
2 Jim Turner, N.Y. Jets	Dec. 20, 1969
2 Garo Yepremian, Miami	Dec. 25, 1971
2 Jeff Jaeger, L.A. Raiders	Dec. 28, 1991
2 Al Del Greco, Houston	Jan. 16, 1994
2 Pete Stoyanovich, Miami	Dec. 31, 1994
2 Stephen Gostkowski, New England	Jan. 16, 2016
2 Robbie Gould, San Francisco	Feb. 2, 2020

Pass Attempts (All 40+)

52 Deshaun Watson, Houston	Jan. 12, 2020
46 George Blanda, Houston	Dec. 23, 1962
46 Tom Brady, New England	Jan. 20, 2019
45 Andrew Luck, Indianapolis	Jan. 4, 2014
43 Warren Moon, Houston	Jan. 16, 1994
42 Neil O'Donnell, Pittsburgh	Jan. 8, 1994
42 Tom Brady, New England	Jan. 16, 2016
40 Joe Namath, N.Y. Jets	Dec. 20, 1969

Pass Completions

32 Warren Moon, Houston	Jan. 16, 1994
31 Peyton Manning, Indianapolis	Jan. 6, 2007
31 Deshaun Watson, Houston	Jan. 12, 2020
30 Tom Brady, New England	Jan. 20, 2019
29 Andrew Luck, Indianapolis	Jan. 4, 2014
28 Tom Brady, New England	Jan. 16, 2016
25 Joe Flacco, Baltimore	Jan. 9, 2011

Passing Yards (All 300+)

443 Andrew Luck, Indianapolis	Jan. 4, 2014
388 Deshaun Watson, Houston	Jan. 12, 2020
348 Tom Brady, New England	Jan. 20, 2019
345 Daryle Lamonica, Oakland	Dec. 22, 1968
306 Warren Moon, Houston	Jan. 16, 1994
304 Peyton Manning, Indianapolis	Jan. 11, 2004
302 Tom Brady, New England	Jan. 16, 2016

Long Pass

69 Jack Kemp	
to Elbert Dubenion, Buffalo	Jan. 1, 1967

Touchdown Passes

5 Daryle Lamonica, Oakland	Dec. 22, 1968
4 Andrew Luck, Indianapolis	Jan. 4, 2014
3 Pat Ryan, N.Y. Jets	Dec. 28, 1986
3 Jim Kelly, Buffalo	Jan. 5, 1992
3 Neil O'Donnell, Pittsburgh	Jan. 8, 1994
3 Peyton Manning, Indianapolis	Jan. 11, 2004

Interceptions Thrown

5 George Blanda, Houston	Dec. 23, 1962
4 Todd Marinovich, L.A. Raiders	Dec. 28, 1991
4 Brian Hoyer, Houston	Jan. 9, 2016
3 Joe Namath, N.Y. Jets	Dec. 20, 1969
3 Daryle Lamonica, Oakland	Jan. 4, 1970
3 Jim Kelly, Buffalo	Jan. 5, 1992
3 Peyton Manning, Indianapolis	Jan. 6, 2007
3 Andrew Luck, Indianapolis	Jan. 4, 2014

Rushing Attempts

33 Thurman Thomas, Buffalo	Jan. 23, 1994
31 Freeman McNeil, N.Y. Jets	Dec. 28, 1986
30 Le'Veon Bell, Pittsburgh	Jan. 15, 2017
29 Sony Michel, New England	Jan. 20, 2019
26 Edgerrin James, Indianapolis	Jan. 11, 2004
25 Leroy Thompson, Pittsburgh	Jan. 8, 1993
25 Terrell Davis, Denver	Jan. 4, 1998
25 Joseph Addai, Indianapolis	Jan. 6, 2007

Rushing Yards (All 100+)

186 Thurman Thomas, Buffalo	Jan. 23, 1994
170 Le'Veon Bell, Pittsburgh	Jan. 15, 2017
156 Derrick Henry, Tennessee	Jan. 6, 2018
135 Freeman McNeil, N.Y. Jets	Dec. 28, 1986
125 Edgerrin James, Indianapolis	Jan. 11, 2004
122 Joseph Addai, Indianapolis	Jan. 6, 2007
119 Marion Butts, San Diego	Jan. 2, 1993
113 Sony Michel, New England	Jan. 20, 2019
107 Nick Bell, L.A. Raiders	Dec. 28, 1991
101 Terrell Davis, Denver	Jan. 4, 1998
100 Thurman Thomas, Buffalo	Jan. 5, 1992

Rushing Touchdowns

3 Thurman Thomas, Buffalo	Jan. 23, 1994
2 Elijah Pitts, Green Bay	Jan. 15, 1967
2 Freeman McNeil, N.Y. Jets	Dec. 28, 1986
2 Terrell Davis, Denver	Jan. 4, 1998
2 Edgerrin James, Indianapolis	Jan. 11, 2004
2 Rex Burkhead, New England	Jan. 20, 2019
2 Sony Michel, New England	Jan. 20, 2019

Long Run

54 Marion Butts, San Diego	Jan. 2, 1993
----------------------------	--------------

Pass Receptions

13 T.Y. Hilton, Indianapolis	Jan. 4, 2014
10 Todd Heap, Baltimore	Jan. 9, 2011
10 Julian Edelman, New England	Jan. 16, 2016
9 Haywood Jeffires, Houston	Jan. 16, 1994
9 Dallas Clark, Indianapolis	Jan. 6, 2007
8 Charles Smith, Oakland	Jan. 4, 1970
7 Max McGee, Green Bay	Jan. 15, 1967
7 Fred Biletnikoff, Oakland	Dec. 22, 1968
7 John Henderson, Minnesota	Jan. 1, 1970
7 Paul Warfield, Miami	Dec. 25, 1971
7 Jeff Graham, Pittsburgh	Jan. 8, 1994
7 Joseph Addai, Indianapolis	Jan. 6, 2007
7 Rob Gronkowski, New England	Jan. 16, 2016
7 Julian Edelman, New England	Jan. 20, 2019

Receiving Yards (All 100+)

224 T.Y. Hilton, Indianapolis	Jan. 4, 2014
180 Fred Biletnikoff, Oakland	Dec. 22, 1968

PLAYOFF OPPONENT RECORDS

140 Paul Warfield, Miami	Dec. 25, 1971
138 Max McGee, Green Bay	Jan. 15, 1967
127 Bobby Burnett, Buffalo	Jan. 11, 1967
118 DeAndre Hopkins, Houston	Jan. 12, 2020
111 John Henderson, Minnesota	Jan. 11, 1970
108 Todd Heap, Baltimore	Jan. 9, 2011
108 Antonio Brown, Pittsburgh	Jan. 15, 2017
103 Dallas Clark, Indianapolis	Jan. 6, 2007
100 Andre Reed, Buffalo	Jan. 5, 1992
100 Julian Edelman, New England	Jan. 16, 2016
Touchdown Receptions	
3 Fred Biletnikoff, Oakland	Dec. 22, 1968
2 Max McGee, Green Bay	Jan. 15, 1967
2 Warren Wells, Oakland	Dec. 22, 1968
2 Andre Reed, Buffalo	Jan. 5, 1992
2 T.Y. Hilton, Indianapolis	Jan. 4, 2014
2 Rob Gronkowski, New England	Jan. 16, 2016

Interceptions Made	
2 Kirby Jackson, Buffalo	Jan. 5, 1992
Long Interception Return	
50 Willie Wood, Green Bay	Jan. 15, 1967
Long Punt Return	
26 Russell Copeland, Buffalo	Jan. 23, 1994
Long Kickoff Return	
52 George Atkinson, Oakland	Jan. 4, 1970
Long Punt	
64 Reggie Roby, Miami	Jan. 5, 1991
Long Field Goal (All 50+)	
58 Pete Stoyanovich, Miami	Jan. 5, 1991
50 Adam Vinatieri, Indianapolis	Jan. 6, 2007
Sacks	
3 Gerald Williams, Pittsburgh	Jan. 8, 1994
3 Whitney Mercilus, Houston	Jan. 9, 2016

* - Playoff Game ** - Super Bowl

SUPER BOWL LIV
CHAMPIONS



SUPERLATIVES

OPPONENTS' SUPERLATIVES

100-YARD RECEIVERS (263)

	Date	Opponent	Player	Rec.	Yds.	Avg.	LG	TD	Result
1.	9/10/60	@ L.A. Chargers	Ralph Anderson	5	103	20.6	46t	1	L, 20-21
2.	10/16/60	@ Houston	Bill Groman	10	140	14.0	21	1	L, 10-20
3.	11/6/60	@ Buffalo	Elbert Dubenion	8	161	20.1	43	1	W, 45-28
4.	11/24/60	@ N.Y. Titans	Don Maynard	10	179	17.9	45t	1	L, 35-41
5.	10/1/61	Houston	Charley Hennigan	3	101	33.7	63t	1	W, 26-21
6.	10/8/61	@ Denver	Lionel Taylor	7	120	17.1	34	1	W, 19-12
7.	10/15/61	@ Buffalo	Glenn Bass	4	159	39.8	76t	1	L, 24-27
8.	10/22/61	@ Houston	Bill Groman	4	123	30.8	80t	2	L, 7-38
9.	10/22/61	@ Houston	Charley Hennigan	4	108	27.0	66t	1	
10.	11/19/61	@ San Diego	Dave Kocourek	7	169	24.1	61t	1	L, 14-24
11.	11/19/61	@ San Diego	Don Norton	6	120	20.0	42	0	
12.	12/3/61	@ N.Y. Titans	Dick Christy	6	145	24.2	68	0	L, 7-28
13.	10/21/62	N.Y. Titans	Art Powell	7	134	19.1	49	1	W, 20-17
14.	10/21/62	N.Y. Titans	Don Maynard	4	102	25.5	62	0	
15.	12/2/62	@ Buffalo	Ernie Warlick	9	117	13.0	20	1	L, 14-23
16.	12/9/62	Denver	Lionel Taylor	7	110	15.7	41	0	W, 17-10
17.	9/22/63	@ Buffalo	Elbert Dubenion	5	100	20.0	28	0	T, 27-27
18.	10/20/63	San Diego	Lance Alworth	9	232	25.8	72t	2	L, 17-38
19.	11/17/63	@ Boston	Tony Romeo	10	149	14.9	39	1	T, 24-24
20.	11/17/63	@ Boston	Jim Coclough	9	137	15.2	38	0	
21.	10/18/64	Buffalo	Elbert Dubenion	5	122	24.4	55t	2	L, 22-35
22.	11/1/64	Denver	Hewritt Dixon	5	121	24.2	62t	1	W, 49-39
23.	11/1/64	Denver	Al Denson	3	113	37.7	82t	1	
24.	11/15/64	San Diego	Lance Alworth	5	169	33.8	59	1	L, 14-28
25.	11/22/64	Houston	Charley Hennigan	8	111	13.9	30	2	W, 28-19
26.	11/14/65	San Diego	Lance Alworth	6	181	30.2	52	1	W, 31-7
27.	12/12/65	@ Buffalo	Bo Roberson	6	127	21.2	66t	2	L, 25-34
28.	10/16/66	Oakland	Hewritt Dixon	5	129	25.8	76t	2	L, 13-34
29.	11/6/66	San Diego	Lance Alworth	6	101	16.8	46t	2	W, 24-14
30.	11/20/66	Boston	Art Graham	11	134	12.2	38t	2	T, 27-27
31.	10/8/67	Miami	Jack Clancy	6	102	17.0	28	0	W, 41-0
32.	10/15/67	San Diego	Gary Garrison	4	108	27.0	50	0	L, 31-45
33.	10/29/67	Denver	Al Denson	4	107	26.8	48t	1	W, 52-9
34.	11/5/67	N.Y. Jets	Bill Mathis	9	135	15.0	30	1	W, 42-18
35.	11/23/67	Oakland	Fred Biletnikoff	6	158	26.3	56	1	L, 22-44
36.	12/17/67	@ Denver	Eric Crabtree	6	129	21.5	76	1	W, 38-24
37.	9/9/68	@ Houston	Alvin Reed	4	107	26.8	46	0	W, 26-21
38.	9/15/68	N.Y. Jets	Don Maynard	8	203	25.4	57t	2	L, 19-20
39.	9/22/68	Denver	Eric Crabtree	7	113	16.1	46	0	W, 34-2
40.	10/5/68	@ Buffalo	Haven Moses	5	108	21.6	41	1	W, 18-7
41.	11/3/68	@ Oakland	Fred Biletnikoff	6	129	21.5	82	0	L, 21-38
42.	11/28/68	Houston	Jim Beirne	4	103	25.8	66t	1	W, 24-10
43.	12/14/68	@ Denver	Mike Haffner	4	122	30.5	52	1	W, 30-7
44.	11/16/69	@ N.Y. Jets	Don Maynard	9	137	15.2	29	1	W, 34-16
45.	10/25/70	Dallas	Bob Hayes	2	100	50.0	89t	1	L, 16-27
46.	11/8/70	Houston	Roy Hopkins	6	101	16.8	43	0	W, 24-9
47.	12/20/70	@ San Diego	Gary Garrison	5	149	29.8	67	0	L, 13-31
48.	10/24/71	Washington	Charley Taylor	7	125	17.9	49	2	W, 27-20
49.	10/31/71	@ Oakland	Fred Biletnikoff	7	128	18.3	29	1	T, 20-20
50.	11/21/71	Denver	Jerry Simmons	6	153	25.5	47	0	W, 28-10

51.	11/5/72	Oakland	Fred Biletnikoff	10	114	11.4	21	0	W, 27-14
52.	10/21/73	@ Cincinnati	Isaac Curtis	8	106	13.3	21	0	L, 6-14
53.	11/25/73	@ Denver	Haven Moses	5	108	21.6	40t	2	L, 10-14
54.	9/21/75	@ Denver	Rick Upchurch	3	153	51.0	90t	1	L, 33-37
55.	11/2/75	Houston	Ken Burrough	7	177	25.3	77t	2	L, 13-17
56.	12/14/75	@ Cleveland	Reggie Rucker	6	130	21.7	40t	1	L, 14-20
57.	10/10/76	@ Washington	Frank Grant	8	138	17.3	37	1	W, 33-30
58.	10/17/76	@ Miami	Nat Moore	5	106	21.2	39	0	W, 20-17 OT
59.	10/17/76	@ Miami	Howard Twilley	8	104	13.0	20	1	
60.	10/3/77	Oakland	Dave Casper	7	101	14.4	26	0	L, 28-37
61.	10/1/78	@ Buffalo	Bob Chandler	7	116	16.6	44	2	L, 13-28
62.	11/5/78	Oakland	Dave Casper	7	112	16.0	34	0	L, 10-20
63.	11/12/78	@ San Diego	John Jefferson	7	130	18.6	46t	2	L, 23-29 OT
	Date	Opponent	Player	Rec.	Yds.	Avg.	LG	TD	Result
64.	12/3/78	Buffalo	Frank Lewis	7	126	18.0	40t	1	W, 14-10
65.	12/10/78	@ Denver	Riley Odoms	7	165	23.6	34t	2	L, 3-24
66.	9/2/79	Baltimore	Joe Washington	13	130	10.0	31	0	W, 14-10
67.	10/14/79	Denver	Haven Moses	4	107	26.8	56	1	L, 10-24
68.	10/21/79	N.Y. Giants	Earnest Gray	4	107	26.8	53t	1	L, 17-21
69.	10/28/79	@ Denver	Riley Odoms	7	114	16.3	26	0	L, 3-20
70.	11/25/79	@ San Diego	Charlie Joiner	9	123	13.7	24t	1	L, 7-28
71.	12/2/79	Seattle	Steve Largent	9	120	13.3	28	0	W, 37-21
72.	9/21/80	@ Cleveland	Charles White	7	100	14.3	31t	1	L, 13-20
73.	9/6/81	@ Pittsburgh	John Stallworth	6	107	17.8	28	0	W, 37-33
74.	9/27/81	@ Seattle	David Hughes	12	103	8.6	22	0	W, 20-14
75.	10/4/81	@ New England	Stanley Morgan	4	118	29.5	66t	1	L, 17-33
76.	10/18/81	Denver	Rick Upchurch	5	138	27.6	63	0	W, 28-14
77.	12/6/81	@ Denver	Steve Watson	2	103	51.5	86	0	L, 13-16
78.	12/5/82	@ Pittsburgh	John Stallworth	4	107	26.8	74t	2	L, 14-35
79.	12/12/82	L.A. Raiders	Cliff Branch	5	111	22.2	42	0	L, 16-21
80.	12/26/82	San Francisco	Dwight Clark	4	104	26.0	51	0	L, 13-26
81.	10/16/83	N.Y. Giants	Earnest Gray	8	111	13.9	31	0	W, 38-17
82.	10/30/83	@ Denver	Rick Upchurch	6	143	23.8	36	0	L, 24-27
83.	10/30/83	@ Denver	Steve Watson	6	121	20.2	46t	1	
84.	11/13/83	Cincinnati	Cris Collinsworth	7	118	16.9	32	1	W, 20-15
85.	12/11/83	@ San Diego	Kellen Winslow	14	162	11.6	37t	3	L, 38-41
86.	9/2/84	@ Pittsburgh	Louis Lipps	6	183	30.5	80t	2	W, 37-27
87.	9/2/84	@ Pittsburgh	John Stallworth	8	167	20.9	51	1	
88.	9/16/84	L.A. Raiders	Malcolm Barnwell	8	129	16.1	42	0	L, 20-22
89.	10/28/84	Tampa Bay	Kevin House	10	100	10.0	18	1	W, 24-20
90.	11/11/84	Houston	Tim Smith	8	107	13.4	25	0	L, 16-17
91.	9/12/85	L.A. Raiders	Todd Christensen	11	116	10.5	30	1	W, 36-20
92.	10/13/85	@ San Diego	Charlie Joiner	6	118	19.7	39t	1	L, 20-31
93.	11/10/85	Pittsburgh	John Stallworth	7	126	18.0	41	1	L, 28-36
94.	12/1/85	@ Seattle	Steve Largent	7	101	14.4	31	1	L, 6-24
95.	12/14/85	@ Denver	Vance Johnson	6	116	19.3	48	1	L, 13-14
96.	9/13/87	San Diego	Lionel James	6	100	16.7	26	0	W, 20-13
97.	10/18/87	Denver*	Bobby Micho	9	105	11.7	26t	2	L, 17-26
98.	12/13/87	L.A. Raiders	James Lofton	5	112	22.4	42	0	W, 16-10
99.	10/2/88	@ N.Y. Jets	Mickey Shuler	12	152	12.7	24	0	T, 17-17
100.	12/4/88	N.Y. Jets	Al Toon	5	102	20.4	42	1	W, 38-34
101.	10/29/89	@ Pittsburgh	Louis Lipps	7	130	18.6	64t	2	L, 17-23
102.	12/3/89	Miami	Mark Clayton	9	128	14.2	47	1	W, 26-21
103.	12/24/89	@ Miami	Mark Clayton	6	102	17.0	35	1	W, 27-24
104.	9/17/90	@ Denver	Vance Johnson	6	150	25.0	49	0	L, 23-24

105.	10/14/90	Detroit	Barry Sanders	5	135	27.0	47t	1	W	43-24
106.	12/16/90	Houston	Haywood Jeffires	9	245	27.2	87t	1	L	10-27
107.	10/13/91	Miami	Tony Martin	4	104	26.0	54	0	W	42-7
108.	10/28/91	L.A. Raiders	Mervyn Fernandez	3	107	35.7	59	0	W	24-21
109.	11/10/91	@ L.A. Rams	Henry Ellard	8	160	20.0	27	1	W	27-20
110.	10/4/92	@ Denver	Shannon Sharpe	9	118	13.1	48	0	L	19-20
111.	9/20/93	Denver	Derek Russell	6	104	17.3	36	0	W	15-7
112.	10/17/93	@ San Diego	Anthony Miller	6	105	17.5	43	1	W	17-14
113.	10/31/93	@ Miami	Michael Ingram	4	103	25.8	77t	1	L	10-30
114.	9/4/94	@ New Orleans	Quinn Early	8	101	12.6	30	0	W	30-17
115.	9/18/94	@ Atlanta	Terrance Mathis	13	123	9.5	21	0	W	30-10
116.	10/30/94	@ Buffalo	Andre Reed	5	106	21.2	57	2	L	10-44
117.	11/27/94	@ Seattle	Brian Blades	7	141	20.1	34	0	L	9-10
118.	9/3/95	@ Seattle	Brian Blades	8	107	13.4	23	1	W	34-10
119.	9/10/95	N.Y. Giants	Chris Calloway	5	100	20.0	37	1	W	20-17 OT
120.	11/23/95	@ Dallas	Michael Irvin	11	121	11.0	33t	1	L	12-24
121.	12/3/95	@ Oakland	Tim Brown	10	150	15.0	30	1	W	29-23
122.	9/22/96	Denver	Shannon Sharpe	9	131	14.6	29	0	W	17-14
123.	10/7/96	Pittsburgh	Charles Johnson	6	125	20.8	45	0	L	7-17
124.	11/24/96	San Diego	Tony Martin	5	148	29.6	55	2	L	14-28
125.	11/28/96	@ Detroit	Brett Perriman	8	131	16.4	44	0	W	28-24
126.	12/15/96	Indianapolis	Marvin Harrison	6	103	17.2	37t	3	L	19-24
127.	8/31/97	@ Denver	Rod Smith	5	122	24.4	78	0	L	3-19
128.	9/8/97	@ Oakland	Tim Brown	11	155	14.1	26	0	W	28-27
129.	9/14/97	Buffalo	Andre Reed	4	113	28.3	77t	1	W	22-16
130.	9/21/97	@ Carolina	Rae Carruth	8	110	13.8	36	0	W	35-14
	Date	Opponent	Player		Rec.	Yds.	Avg.	LG	TD	Result
131.	11/9/97	@ Jacksonville	Jimmy Smith	4	112	28.0	75	0	L	10-24
132.	11/16/97	Denver	Rod Smith	7	114	16.3	43	0	W	24-22
133.	11/1/98	N.Y. Jets	Wayne Chrebet	6	101	16.8	56	0	L	17-20
134.	11/29/98	Arizona	Frank Sanders	6	100	16.7	40	0	W	34-24
135.	12/6/98	@ Denver	Rod Smith	8	165	20.6	58	0	L	31-35
136.	12/6/98	@ Denver	Ed McCaffrey	6	103	17.2	48	1		
137.	12/26/98	@ Oakland	Tim Brown	10	140	14.0	27	1	W	31-24
138.	10/10/99	New England	Tony Simmons	7	107	15.3	39	0	W	16-14
139.	11/14/99	@ Tampa Bay	Jacquez Green	7	164	23.4	54	1	L	10-17
140.	11/21/99	Seattle	Sean Dawkins	5	114	22.8	45t	1	L	19-30
141.	12/5/99	@ Denver	Rod Smith	8	106	13.3	34	0	W	16-10
142.	1/2/00	Oakland	Tim Brown	6	122	20.3	42	0	L	38-41 OT
143.	9/3/00	Indianapolis	Marvin Harrison	9	115	12.8	31	0	L	14-27
144.	9/10/00	@ Tennessee	Kevin Dyson	6	104	17.3	30t	1	L	14-17 OT
145.	9/24/00	@ Denver	Rod Smith	8	134	16.8	25	0	W	23-22
146.	10/22/00	St. Louis	Isaac Bruce	8	129	16.1	42	2	W	54-34
147.	12/4/00	@ New England	Troy Brown	12	119	9.9	23	1	L	24-30
148.	12/10/00	Carolina	Mushin Muhammad	8	102	12.8	23	0	W	15-14
149.	12/17/00	@ Denver	Rod Smith	6	101	16.8	34	0	W	20-17
150.	9/9/01	Oakland	Tim Brown	8	133	16.6	33t	1	L	24-27
151.	10/7/01	@ Denver	Rod Smith	8	110	13.8	32	1	L	6-20
152.	10/21/01	@ Arizona	David Boston	7	131	18.7	49	1	L	16-24
153.	12/16/01	Denver	Rod Smith	8	100	12.5	21	1	W	26-23 OT
154.	12/30/01	@ Jacksonville	Keenan McCardell	7	132	18.9	44	1	W	30-26
155.	9/8/02	@ Cleveland	Quincy Morgan	9	151	16.8	44t	2	W	40-39
156.	9/22/02	@ New England	Troy Brown	16	176	11.0	38	1	L	38-41 OT
157.	9/22/02	@ New England	David Patten	7	108	15.4	38t	1		
158.	9/29/02	Miami	Chris Chambers	6	102	17.0	38	0	W	48-30
159.	10/6/02	@ N.Y. Jets	Laveranues Coles	8	116	14.5	21	0	W	29-25
160.	10/13/02	@ San Diego	Curtis Conway	8	129	16.1	25	0	L	34-35
161.	10/20/02	Denver	Shannon Sharpe	12	214	17.8	82t	2	L	34-37 OT
162.	10/27/02	Oakland	Tim Brown	13	144	11.1	25	0	W	20-10
163.	11/24/02	@ Seattle	Koren Robinson	8	168	21.0	44	1	L	32-39
164.	9/14/03	Pittsburgh	Hines Ward	9	146	16.2	50	0	W	41-20

165.	9/14/03	Pittsburgh	Plaxico Burress	7	115	16.4	33t	1	
166.	9/21/03	@ Houston	Andre Johnson	7	102	14.6	43t	2	W, 42-14
167.	10/5/03	Denver	Rod Smith	8	131	16.4	21	0	W, 24-23
168.	11/16/03	@ Cincinnati	Peter Warrick	7	114	19.0	77t	1	L, 19-24
169.	12/20/03	@ Minnesota	Randy Moss	7	111	15.9	30t	2	L, 20-45
170.	10/31/04	Indianapolis	Reggie Wayne	6	119	19.8	41t	2	W, 45-35
171.	10/31/04	Indianapolis	Marvin Harrison	5	119	23.8	52t	2	
172.	11/14/04	@ New Orleans	Joe Horn	5	167	33.4	57	1	L, 20-27
173.	11/22/04	New England	Deion Branch	6	105	17.5	26t	1	L, 19-27
174.	12/5/04	@ Oakland	Ronald Curry	9	141	15.7	34t	2	W, 34-27
175.	12/13/04	@ Tennessee	Drew Bennett	12	233	19.4	42t	3	W, 49-38
176.	9/11/05	N.Y. Jets	Chris Baker	7	124	17.7	33	1	W, 27-7
177.	9/18/05	@ Oakland	Randy Moss	5	127	25.4	64t	1	W, 23-17
178.	10/2/05	Philadelphia	Terrell Owens	11	171	15.5	30	1	L, 31-37
179.	10/16/05	Washington	Santana Moss	10	173	17.3	78t	2	W, 28-21
180.	10/30/05	@ San Diego	Antonio Gates	10	145	14.5	45t	3	L, 20-28
181.	12/11/05	@ Dallas	Terry Glenn	6	138	23.0	71t	1	L, 28-31
182.	11/5/06	@ St. Louis	Steven Jackson	13	133	10.2	20	0	W, 31-17
183.	12/10/06	Baltimore	Mark Clayton	5	112	22.4	87t	1	L, 10-20
184.	12/23/06	@ Oakland	Ronald Curry	11	106	9.6	24	0	W, 20-9
185.	12/31/06	Jacksonville	Matt Jones	5	104	20.8	39	0	W, 35-30
186.	9/9/07	@ Houston	Andre Johnson	7	142	20.3	77t	1	L, 3-20
187.	10/14/07	Cincinnati	T.J. Houshmandzadeh	8	145	18.1	42t	2	W, 27-20
188.	12/9/07	@ Denver	Brandon Marshall	10	115	11.5	22	2	L, 7-41
189.	9/7/08	@ New England	Randy Moss	6	116	19.3	51	1	L, 10-17
190.	9/21/08	@ Atlanta	Roddy White	5	119	23.8	70t	1	L, 14-38
191.	9/28/08	Denver	Eddie Royal	9	104	11.6	28	0	W, 33-19
192.	10/26/08	@ N.Y. Jets	Jerricho Cotchery	9	102	11.3	24	0	L, 24-28
193.	11/2/08	Tampa Bay	Antonio Bryant	8	115	14.4	24t	1	L, 27-30 OT
194.	11/16/08	New Orleans	Lance Moore	8	102	12.8	47t	1	L, 20-30
195.	11/23/08	Buffalo	Lee Evans	5	110	22.0	51	0	L, 31-54
196.	9/27/09	@ Philadelphia	DeSean Jackson	6	149	24.8	64	1	L, 14-34
197.	9/27/09	@ Philadelphia	Brent Celek	8	104	13.0	35	1	
	Date	Opponent	Player	Rec.	Yds.	Avg.	LG	TD	Result
198.	10/4/09	N.Y. Giants	Steve Smith	11	134	12.2	25	2	L, 16-27
199.	10/11/09	Dallas	Miles Austin	10	250	25.0	60	2	L, 20-26 OT
200.	10/25/09	San Diego	Vincent Jackson	5	142	28.4	51	1	L, 7-37
201.	11/8/09	@ Jacksonville	Mike Sims-Walker	6	147	24.5	61	1	L, 21-24
202.	11/22/09	Pittsburgh	Hines Ward	10	128	12.8	33	1	W, 27-24 OT
203.	11/29/09	@ San Diego	Antonio Gates	7	118	16.9	22	2	L, 14-43
204.	1/3/10	@ Denver	Jabar Gaffney	14	213	15.2	29	0	W, 44-24
205.	9/13/10	San Diego	Legedu Naanee	5	110	22.0	59t	1	W, 21-14
206.	9/26/10	San Francisco	Frank Gore	9	102	11.3	41	0	W, 31-10
207.	10/17/10	@ Houston	Andre Johnson	8	138	17.3	44	1	L, 31-35
208.	11/7/10	@ Oakland	Jacoby Ford	6	148	24.7	47	0	L, 20-23 OT
209.	11/28/10	@ Seattle	Ben Obomanu	5	159	31.8	87t	1	W, 42-24
210.	10/9/11	@ Indianapolis	Pierre Garcon	5	125	25.0	67t	2	W, 28-24
211.	10/31/11	San Diego	Malcom Floyd	5	107	21.4	39	0	W, 23-20 OT
212.	11/6/11	Miami	Brandon Marshall	8	106	13.3	30	1	L, 3-31
213.	9/9/12	Atlanta	Julio Jones	6	108	18.0	31	2	L, 24-40
214.	10/14/12	@ Tampa Bay	Mike Williams	4	113	28.3	62t	1	L, 10-38

215.	12/2/12	Carolina	Steve Smith	5	120	24.0	53	1	W, 27-21
216.	12/30/12	@ Denver	Demaryius Thomas	7	122	17.4	36	1	L, 3-38
217.	9/15/13	Dallas	Dez Bryant	9	141	15.7	53	1	W, 17-16
218.	9/29/13	N.Y. Giants	Victor Cruz	10	164	16.4	69	1	W, 31-7
219.	10/27/13	Cleveland	Josh Gordon	5	132	26.4	47	1	W, 23-17
220.	11/17/13	@ Denver	Demaryius Thomas	5	121	24.2	70	0	L, 17-27
221.	11/24/13	San Diego	Keenan Allen	9	124	13.8	29	0	L, 38-41
222.	12/1/13	Denver	Demaryius Thomas	3	106	35.3	77	0	L, 28-35
223.	12/1/13	Denver	Eric Decker	8	174	21.8	41	4	L, 28-35
223.	9/14/14	@ Denver	Emmanuel Sanders	8	108	13.5	21	1	L, 17-24
224.	9/29/14	New England	Brandon LaFell	6	119	19.8	44	1	W, 41-14
225.	11/9/14	N.Y. Jets	Percy Harvin	11	129	11.7	42	0	W, 24-10
226.	9/13/15	@ Houston	Nate Washington	6	105	17.5	32	0	W, 27-20
227.	9/17/15	Denver	Demaryius Thomas	8	116	14.5	22	0	L, 24-31
228.	9/28/15	@ Green Bay	James Jones	7	139	19.9	52	1	L, 28-38
229.	10/18/15	@ Minnesota	Stefon Diggs	7	129	18.4	31	0	L, 10-16
230.	10/25/15	Pittsburgh	Antonio Brown	6	124	20.7	41	0	W, 23-13
231.	11/29/15	Buffalo	Sammy Watkins	6	158	26.3	48	2	W, 30-22
232.	12/20/15	@ Baltimore	Kamar Aiken	8	128	16.0	48	1	W, 34-14
233.	1/16/16	@ New England	Julian Edelman	10	100	10.0	14	0	L, 20-27
234.	9/18/16	@ Houston	Will Fuller	4	104	26.0	53	0	L, 12-19
235.	9/18/16	@ Houston	DeAndre Hopkins	7	113	16.1	35	1	L, 12-19
236.	10/16/16	@ Oakland	Amari Cooper	10	129	12.9	24	0	W, 26-10
237.	10/23/16	New Orleans	Michael Thomas	10	130	13.0	23	0	W, 27-21
238.	11/20/16	Tampa Bay	Mike Evans	6	105	17.5	31	0	L, 17-19
239.	11/27/16	@ Denver	Emmanuel Sanders	7	162	23.1	64	1	W, 30-27 OT
240.	12/4/16	@ Atlanta	Julio Jones	7	113	16.1	21	0	W, 29-27
241.	12/18/16	Tennessee	Rishard Matthews	4	105	26.3	46	0	L, 17-19
242.	1/15/17	Pittsburgh	Antonio Brown	6	108	18.0	52	0	L, 16-18
243.	9/7/17	@ New England	Danny Amendola	6	100	16.7	27	0	W, 42-27
244.	9/24/17	@ LA Chargers	Travis Benjamin	5	105	21.0	44	0	W, 24-10
245.	10/15/17	Pittsburgh	Antonio Brown	8	155	19.4	51	1	L, 13-19
246.	10/19/17	@ Oakland	Amari Cooper	11	210	19.1	45	2	L, 30-31
247.	10/19/17	@ Oakland	Jared Cook	6	107	17.8	28	0	L, 30-31
248.	11/5/17	@ Dallas	Terrance Williams	9	141	15.7	56	0	L, 17-28
249.	12/3/17	@ NY Jets	Jermaine Kearse	9	157	17.4	51	0	L, 31-38
250.	12/3/17	@ NY Jets	Robby Anderson	8	107	13.4	26	0	L, 31-38
251.	12/24/17	Miami	Jakeem Grant	4	107	26.8	65	1	W, 29-13
252.	9/9/18	@ LA Chargers	Keenan Allen	8	108	13.5	23	1	W, 38-28
253.	9/9/18	@ LA Chargers	Melvin Gordon	9	102	11.3	25	0	W, 38-28
254.	9/16/18	@ Pittsburgh	Jesse James	5	138	27.6	46	1	W, 42-37
255.	9/16/18	@ Pittsburgh	JuJu Smith-Schuster	13	121	9.3	21	1	W, 42-37
256.	10/21/18	Cincinnati	A.J. Green	7	117	16.7	31	0	W, 45-10
257.	11/19/18	@ LA Rams	Brandin Cooks	8	107	13.4	30	0	L, 54-51
258.	12/2/18	@ Oakland	Jared Cook	7	100	14.3	29	1	W, 40-33
259.	12/23/18	@ Seattle	Doug Baldwin	7	126	18.0	29	1	L, 31-38

260. 9/8/19 @ Jacksonville D.J. Chark 4 146 36.5 69 1 W, 40-26

261. 10/27/19 Green Bay Aaron Jones 7 159 22.7 67 2 L, 24-31

262. 11/18/19 @ LA Chargers Austin Ekeler 8 108 13.5 37 0 W, 24-17

263. 12/1/19 Oakland Darren Waller 7 100 14.3 24 0 W, 40-9

* Replacement game

CAREER 100-YARD RECEIVING GAMES

100-Yard Games			100-Yard Games		
Player	Team	Games	Player	Team	Games
1. Rod Smith	Denver	9	Andre Johnson	Houston	3
2. Tim Brown	Oakland/L.A. Raiders	6	Haven Moses	Buffalo/Denver	3
3. Fred Biletnikoff	Oakland	4	Randy Moss	Min./Oak./N.E.	3
Don Maynard	N.Y. Jets/Titans	4	Shannon Sharpe	Denver	3
John Stallworth	Pittsburgh	4	Rick Upchurch	Denver	3
Demaryius Thomas	Denver	4			
6. Lance Alworth	San Diego	3			
Elbert Dubenion	Buffalo	3			
Marvin Harrison	Indianapolis	3			
Antonio Brown	Pittsburgh	3			
Charley Hennigan	Houston	3			

100-YARD RUSHERS(199)

	Date	Opponent	Player	Att.	Yds.	Avg.	LG	TD	Result
1.	9/10/61	San Diego	Paul Lowe	13	108	8.3	87t	1	L, 10-26
2.	11/4/62	Houston	Charles Tolar	24	110	4.6	23	0	L, 6-14
3.	10/20/63	San Diego	Keith Lincoln	10	127	12.7	76t	1	L, 17-38
4.	11/3/63	Oakland	Clem Daniels	31	122	3.9	25	0	L, 7-10
5.	12/20/64	N.Y. Jets	Matt Snell	16	103	6.4	23	1	W, 24-7
6.	11/28/65	Houston	Ode Burrell	14	121	8.6	48t	2	W, 52-21
7.	11/20/66	Boston	Jim Nance	22	107	4.9	13	0	T, 27-27
8.	9/9/67	@ Houston	Hoyle Granger	13	101	7.7	18	1	W, 25-20
9.	10/15/67	@ San Diego	Dick Post	15	124	8.3	67t	1	L, 31-45
10.	11/19/67	San Diego	Dick Post	18	108	6.0	22	1	L, 16-17
11.	11/10/68	@ Cincinnati	Paul Robinson	24	115	4.8	36	0	W, 16-9
12.	10/25/70	Dallas	Duane Thomas	20	134	6.7	47t	2	L, 16-27
13.	9/17/72	Miami	Larry Csonka	21	118	5.6	17	1	L, 10-20
14.	11/12/72	@ Pittsburgh	Franco Harris	17	134	7.9	45	1	L, 7-16
15.	9/16/73	L.A. Rams	Jim Bertelsen	28	143	5.1	49	0	L, 13-23
16.	9/16/73	L.A. Rams	Lawrence McCutcheon	21	120	5.7	19	0	
17.	10/14/73	@ Green Bay	John Brockington	15	106	7.1	33	0	T, 10-10
18.	10/21/73	@ Cincinnati	Boobie Clark	26	104	4.0	11	1	L, 6-14
19.	11/29/73	@ Buffalo	O.J. Simpson	39	157	4.0	22	2	L, 14-23
20.	12/2/73	Cleveland	Greg Pruitt	15	110	7.3	65t	1	T, 20-20
21.	12/8/73	@ Oakland	Marv Hubbard	25	115	4.6	31t	1	L, 7-37
22.	9/15/74	N.Y. Jets	John Riggins	22	116	5.3	29	0	W, 24-16
23.	10/27/74	@ San Diego	Don Woods	22	154	7.0	53	1	W, 24-14
24.	9/28/75	N.Y. Jets	John Riggins	27	145	5.4	20	2	L, 24-30
25.	9/28/75	N.Y. Jets	Carl Garrett	16	135	8.4	40	1	
26.	11/16/75	@ Pittsburgh	Franco Harris	17	119	7.0	29	0	L, 3-28
27.	11/30/75	@ Baltimore	Lydell Mitchell	26	178	6.8	70t	1	L, 14-28
28.	12/7/75	San Diego	Rickey Young	25	124	4.9	14	2	L, 20-28
29.	12/14/75	@ Cleveland	Greg Pruitt	26	214	8.2	50	3	L, 14-20
30.	9/26/76	New Orleans	Tony Galbreath	14	146	10.5	74t	2	L, 17-27
31.	9/26/76	New Orleans	Chuck Muncie	25	126	5.0	33t	0	
32.	10/3/76	@ Buffalo	O.J. Simpson	24	130	5.4	49	2	L, 17-50
33.	10/3/76	@ Buffalo	Jeff Kinney	17	114	6.7	18	1	
34.	10/24/76	Denver	Otis Armstrong	16	101	6.3	22	1	L, 26-35
35.	11/7/76	Pittsburgh	Franco Harris	23	117	5.1	25t	2	L, 0-45
36.	11/7/76	Pittsburgh	Rocky Bleier	15	102	6.8	23	0	
37.	11/21/76	Cincinnati	Archie Griffin	13	139	10.1	77t	1	L, 24-27
38.	9/18/77	@ New England	Sam Cunningham	23	105	4.6	11	0	L, 17-21
39.	10/3/77	Oakland	Mark van Eeghen	24	116	4.8	26	0	L, 28-37
40.	10/3/77	Oakland	Clarence Davis	15	102	6.8	37t	2	
41.	10/30/77	@ Cleveland	Greg Pruitt	18	153	8.5	78t	1	L, 7-44
42.	11/13/77	@ Chicago	Walter Payton	33	192	5.8	32	3	L, 27-28
43.	11/20/77	Denver	Otis Armstrong	21	120	5.7	17	0	L, 7-14
44.	11/27/77	@ Houston	Rob Carpenter	14	149	10.6	77	0	L, 20-34
45.	11/27/77	@ Houston	Ronnie Coleman	15	101	6.6	22	0	
46.	9/10/78	Houston	Earl Campbell	22	111	5.0	22	2	L, 17-20
47.	11/5/78	Oakland	Arthur Whittington	26	134	5.1	25t	1	L, 10-20
48.	11/12/78	@ San Diego	Lydell Mitchell	29	144	5.0	25	0	L, 23-29 OT
49.	12/17/78	@ Seattle	Al Hunter	27	133	4.9	55t	2	L, 19-23
50.	9/16/79	@ Houston	Earl Campbell	32	131	4.1	22	1	L, 6-20
51.	12/16/79	@ Tampa Bay	Ricky Bell	39	137	3.5	14	0	L, 0-3
52.	10/12/80	Houston	Earl Campbell	38	178	4.7	22	1	W, 21-20
53.	10/26/80	Detroit	Billy Sims	28	155	5.5	45t	2	W, 20-17
54.	11/16/80	@ San Diego	Mike Thomas	27	109	4.0	13	2	L, 7-20
55.	11/23/80	@ St. Louis	Ottis Anderson	16	107	6.7	44	1	W, 21-13
56.	11/30/80	Cincinnati	Pete Johnson	17	112	6.6	57t	1	L, 6-20
57.	11/21/82	@ New Orleans	George Rogers	33	123	3.7	18	1	L, 17-27
58.	11/28/82	@ L.A. Rams	Wendell Tyler	25	138	5.5	24	2	L, 14-20
59.	9/12/83	San Diego	Chuck Muncie	27	110	4.1	16	1	L, 14-17
60.	10/2/83	St. Louis	Ottis Anderson	21	106	5.0	39t	1	W, 38-14
61.	11/20/83	@ Dallas	Tony Dorsett	18	108	6.0	32t	2	L, 21-41
62.	11/27/83	@ Seattle	Curt Warner	32	207	6.5	28t	3	L, 48-51 OT
63.	12/4/83	Buffalo	Joe Cribbs	36	185	5.1	24	0	L, 9-14
64.	9/23/84	@ Denver	Sammy Winder	31	139	4.4	13	1	L, 0-21
65.	10/7/84	N.Y. Jets	Freeman McNeil	19	107	5.6	16	0	L, 16-17
	Date	Opponent	Player	Att.	Yds.	Avg.	LG	TD	Result
66.	11/11/84	Houston	Larry Moriarty	29	117	4.0	9	0	L, 16-17
67.	10/6/85	@ L.A. Raiders	Marcus Allen	29	126	4.3	20	0	L, 10-19
68.	11/3/85	@ Houston	Butch Woolfolk	14	101	7.2	43	1	L, 20-23

69.	11/17/85	@ San Francisco	Wendell Tyler	16	111	6.9	21	0	L, 3-31
70.	12/8/85	Atlanta	Gerald Riggs	26	197	7.6	50	1	W, 38-10
71.	10/26/86	Tampa Bay	James Wilder	25	110	4.4	24	1	W, 27-20
72.	11/2/86	@ San Diego	Gary Anderson	25	100	4.0	13	0	W, 24-23
73.	11/30/86	Buffalo	Robb Riddick	27	118	4.4	13	0	L, 14-17
74.	9/20/87	@ Seattle	John L. Williams	15	112	7.5	48	1	L, 14-43
75.	11/8/87	Pittsburgh	Earnest Jackson	23	125	5.4	28	0	L, 16-17
76.	11/15/87	N.Y. Jets	Freeman McNeil	26	184	7.1	30	0	L, 9-16
77.	9/25/88	San Diego	Gary Anderson	23	131	5.7	30t	1	L, 23-24
78.	10/2/88	@ N.Y. Jets	Freeman McNeil	22	154	7.0	28	0	T, 17-17
79.	10/9/88	@ Houston	Mike Rozier	27	141	5.2	13	0	L, 6-7
80.	12/11/88	@ N.Y. Giants	Joe Morris	31	140	4.5	16	0	L, 12-28
81.	12/18/88	@ San Diego	Gary Anderson	34	217	6.4	36	1	L, 13-24
82.	12/17/89	San Diego	Marion Butts	39	176	4.5	17	0	L, 13-20
83.	9/17/90	@ Denver	Bobby Humphrey	19	132	6.9	37t	2	L, 23-24
84.	9/29/91	@ San Diego	Rod Bernstein	26	112	4.3	15	1	W, 14-13
85.	11/17/91	Denver	Gaston Green	24	133	5.5	60t	1	L, 20-24
86.	10/25/92	Pittsburgh	Barry Foster	24	105	4.4	12	1	L, 3-27
87.	11/22/92	@ Seattle	Chris Warren	20	154	7.7	35	1	W, 24-14
88.	12/26/93	@ Minnesota	Scottie Graham	33	166	5.0	31	1	L, 10-30
89.	1/2/94	Seattle	John L. Williams	16	102	6.4	38	1	W, 34-24
90.	9/25/94	L.A. Rams	Jerome Bettis	35	132	3.8	14	0	L, 0-16
91.	10/9/94	@ San Diego	Natrone Means	19	125	6.6	25	1	L, 6-20
92.	10/23/94	Seattle	Chris Warren	19	117	6.2	41	0	W, 38-23
93.	12/12/94	@ Miami	Bernie Parmalee	19	127	6.7	47t	1	L, 28-45
94.	9/22/96	Denver	Terrell Davis	19	141	7.4	65t	2	W, 17-14
95.	10/7/96	Pittsburgh	Jerome Bettis	27	103	3.8	15	1	L, 7-17
96.	12/9/96	@ Oakland	Napoleon Kaufman	8	109	13.6	45	0	L, 7-26
97.	8/31/97	@ Denver	Terrell Davis	26	101	3.9	16	1	L, 3-19
98.	11/3/97	Pittsburgh	Jermome Bettis	17	103	6.1	30	0	W, 13-10
99.	11/16/97	Denver	Terrell Davis	34	127	3.7	18	0	W, 24-22
100.	9/13/98	@ Jacksonville	James Stewart	26	103	4.0	17	1	L, 16-21
101.	9/20/98	San Diego	Natrone Means	22	165	7.5	72t	1	W, 23-7
102.	10/11/98	@ New England	Robert Edwards	23	104	4.5	33	1	L, 10-40
103.	10/26/98	Pittsburgh	Jerome Bettis	33	119	3.6	13	0	L, 13-20
104.	11/8/98	@ Seattle	Ricky Watters	24	105	4.4	13	2	L, 12-24
105.	11/16/98	Denver	Terrell Davis	18	111	6.2	41t	1	L, 7-30
106.	12/20/98	@ N.Y. Giants	Gary Brown	25	103	4.1	13	1	L, 7-28
107.	11/7/99	@ Indianapolis	Edgerrin James	20	109	5.5	27	0	L, 17-25
108.	11/21/99	Seattle	Ricky Watters	24	107	4.5	45	2	L, 19-30
109.	12/12/99	Minnesota	Robert Smith	21	118	5.6	22	0	W, 31-28
110.	9/3/00	Indianapolis	Edgerrin James	28	124	4.4	30	1	L, 14-27
111.	11/5/00	@ Oakland	Tyrone Wheatley	20	112	5.6	38	1	L, 31-49
112.	11/12/00	@ San Francisco	Charlie Garner	25	102	4.1	19	1	L, 7-21
113.	12/24/00	@ Atlanta	Jamal Anderson	28	107	3.8	23	0	L, 13-29
114.	10/7/01	@ Denver	Mike Anderson	22	155	7.0	62t	0	L, 6-20
115.	10/14/01	Pittsburgh	Jerome Bettis	19	112	5.9	30	0	L, 17-20
116.	10/25/01	Indianapolis	Edgerrin James	27	102	3.8	20	0	L, 28-35
117.	11/11/01	@ N.Y. Jets	Curtis Martin	20	113	5.7	25t	3	L, 7-27
118.	12/23/01	San Diego	LaDainian Tomlinson	27	145	5.4	34	0	W, 20-17
119.	12/30/01	@ Jacksonville	Stacey Mack	16	125	7.8	54	1	W, 30-26
120.	1/6/02	@ Seattle	Shaun Alexander	20	127	6.4	44t	1	L, 18-21
121.	9/15/02	Jacksonville	Fred Taylor	20	114	5.7	63t	1	L, 16-23
122.	10/6/02	@ N.Y. Jets	Curtis Martin	21	119	5.7	35	1	W, 29-25
123.	11/17/02	Buffalo	Travis Henry	24	126	5.3	22	0	W, 17-16
124.	11/24/02	@ Seattle	Shaun Alexander	23	145	6.3	46t	2	L, 32-39
125.	12/15/02	@ Denver	Clinton Portis	21	130	6.2	51t	3	L, 24-31
126.	12/22/02	San Diego	LaDainian Tomlinson	24	131	5.5	34	0	W, 24-22
127.	12/28/02	@ Oakland	Charlie Garner	29	135	4.7	14	1	L, 0-24
128.	9/28/03	@ Baltimore	Jamal Lewis	26	115	4.4	17	1	W, 17-10
129.	10/5/03	Denver	Clinton Portis	23	141	6.1	65t	1	W, 24-23
130.	10/12/03	@ Green Bay	Ahman Green	26	139	5.3	26	1	W, 40-34 OT
131.	10/26/03	Buffalo	Travis Henry	22	124	5.6	23	0	W, 38-5
132.	11/16/03	@ Cincinnati	Rudi Johnson	22	165	7.5	54	0	L, 19-24
	Date	Opponent	Player	Att.	Yds.	Avg.	LG	TD	Result
133.	11/30/03	@ San Diego	LaDainian Tomlinson	19	106	5.6	55	1	W, 28-24
134.	12/7/03	@ Denver	Clinton Portis	22	218	9.9	59t	5	L, 27-45
135.	12/14/03	Detroit	Shawn Bryson	18	105	5.8	39	1	W, 45-17
136.	12/20/03	@ Minnesota	Onterio Smith	21	146	7.0	47	3	L, 20-45
137.	9/12/04	@ Denver	Quentin Griffin	23	156	6.8	47t	2	L, 24-34
138.	9/19/04	Carolina	DeShaun Foster	32	174	5.4	71	1	L, 17-28
139.	11/7/04	@ Tampa Bay	Michael Pittman	15	128	8.5	78t	3	L, 31-34

140.	11/14/04	@ New Orleans	Deuce McAllister	16	127	7.9	28	1	L, 20-27
141.	12/17/05	@ N.Y. Giants	Tiki Barber	29	220	7.6	55	2	L, 17-27
142.	10/15/06	@ Pittsburgh	Willie Parker	21	109	5.2	25	2	L, 7-45
143.	12/17/06	@ San Diego	LaDainian Tomlinson	25	199	8.0	85t	2	L, 9-20
144.	9/16/07	@ Chicago	Cedric Benson	24	101	4.2	13	0	L, 10-20
145.	9/23/07	Minnesota	Adrian Peterson	25	102	4.1	16	1	W, 13-10
146.	9/30/07	@ San Diego	LaDainian Tomlinson	20	132	6.6	37	1	W, 30-16
147.	11/11/07	Denver	Selvin Young	20	109	5.5	34	1	L, 11-27
148.	11/25/07	Oakland	Justin Fargas	22	139	6.3	21	1	L, 17-20
149.	12/2/07	San Diego	LaDainian Tomlinson	23	177	7.7	34	2	L, 10-24
150.	12/9/07	@ Denver	Selvin Young	17	156	9.2	50	0	L, 7-41
151.	12/23/07	@ Detroit	T.J. Duckett	15	102	6.8	53	1	L, 20-25
152.	9/14/08	Oakland	Darren McFadden	21	164	7.8	50	1	L, 8-23
153.	9/21/08	@ Atlanta	Michael Turner	23	104	4.5	38	3	L, 14-38
154.	10/5/08	@ Carolina	DeAngelo Williams	20	123	6.2	32t	2	L, 0-34
155.	10/19/08	Tennessee	Chris Johnson	18	168	9.3	66t	1	L, 10-34
156.	10/19/08	Tennessee	LenDale White	17	149	8.8	80t	3	
157.	12/28/08	@ Cincinnati	Cedric Benson	25	111	4.4	14	1	L, 6-16
158.	9/13/09	@ Baltimore	Ray Rice	19	108	5.7	22	0	L, 24-38
159.	10/18/09	@ Washington	Clinton Portis	15	109	7.3	78	0	W, 14-6
160.	11/15/09	@ Oakland	Michael Bush	14	119	8.5	60	0	W, 16-10
161.	12/6/09	Denver	Correll Buckhalter	12	113	9.4	26	0	L, 13-44
162.	12/20/09	Cleveland	Jerome Harrison	34	286	8.4	71	3	L, 34-41
163.	12/27/09	@ Cincinnati	Cedric Benson	29	133	4.6	32	0	L, 10-17
164.	11/14/10	@ Denver	Knowshon Moreno	22	106	4.8	14	0	L, 29-49
165.	12/5/10	Denver	Knowshon Moreno	23	161	7.0	24	0	W, 10-6
166.	1/2/11	Oakland	Michael Bush	25	137	5.5	26t	1	L, 10-31
167.	9/11/11	Buffalo	Fred Jackson	20	112	5.6	24	0	L, 7-41
168.	12/11/11	@ N.Y. Jets	Shonn Greene	24	129	5.4	31	1	L, 10-37
169.	1/1/12	@ Denver	Willis McGahee	28	145	5.2	15	0	W, 10-3
170.	9/16/12	@ Buffalo	C.J. Spiller	15	123	8.2	38	2	L, 17-35
171.	10/7/12	Baltimore	Ray Rice	17	102	6.0	37	0	L, 6-9
172.	10/28/12	Oakland	Darren McFadden	29	114	3.9	28	0	L, 16-26
173.	11/18/12	Cincinnati	BenJarvus Green-Ellis	25	101	4.0	21	1	L, 6-28
174.	12/16/12	@ Oakland	Darren McFadden	30	110	3.7	19	0	L, 0-15
175.	9/19/13	@ Philadelphia	LeSean McCoy	20	158	7.9	41t	1	W, 26-16
176.	11/3/13	@ Buffalo	C.J. Spiller	12	116	9.7	61	0	W, 23-13
177.	12/1/13	Denver	Monte Ball	13	117	9.0	45	0	L, 28-35
178.	12/29/13	@ San Diego	Ryan Matthews	24	144	6.0	44	0	L, 24-27
179.	9/21/14	@ Miami	Lamar Miller	15	108	7.2	24	0	W, 34-15
180.	10/5/14	@ San Francisco	Frank Gore	18	107	5.9	14	0	L, 17-22
181.	11/16/14	Seattle	Marshawn Lynch	24	124	5.2	17	0	W, 24-20
182.	11/20/14	@ Oakland	Latavius Murray	4	112	28.0	90	2	L, 20-24
183.	11/30/14	Denver	C.J. Anderson	32	168	5.3	20	0	L, 16-29
184.	12/7/14	@ Arizona	Ryan Williams	19	100	5.3	16	0	L, 14-17
185.	10/25/15	Pittsburgh	Le'Veon Bell	17	121	7.1	42	0	W, 23-13
186.	12/27/15	Cleveland	Johnny Manziel	11	108	9.8	34	0	W, 17-13
187.	10/2/16	@ Pittsburgh	Le'Veon Bell	18	144	8.0	44	0	L, 14-43
188.	11/6/16	Jacksonville	Chris Ivory	18	107	5.9	42	0	W, 19-14
189.	12/8/16	Oakland	Latavius Murray	22	103	4.7	12	1	W, 21-13
190.	1/15/17	Pittsburgh	Le'Veon Bell	30	170	5.7	38	0	L, 16-18
191.	10/14/18	@ New England	Sony Michel	24	106	4.4	15	2	L, 40-43
192.	12/23/18	@ Seattle	Chris Carson	27	116	4.3	17	2	L, 31-38
193.	12/30/18	Oakland	Doug Martin	21	100	4.8	15	0	W, 35-3
194.	9/22/19	Baltimore	Mark Ingram	16	103	6.4	21	3	W, 33-28
195.	9/29/19	@ Detroit	Kerryon Johnson	26	125	4.8	14	0	W, 34-30
196.	10/6/19	Indianapolis	Marlon Mack	29	132	4.6	30	0	L, 13-19
197.	10/13/19	Houston	Carlos Hyde	26	116	4.5	26	1	L, 24-31
198.	11/10/19	@ Tennessee	Derrick Henry	23	188	8.2	68	2	L, 32-35
199.	12/1/19	Oakland	Josh Jacobs	17	104	6.1	35	0	W, 40-9

CAREER 100-YARD RUSHING GAMES

Player	Team	100-Yard Games	Player	Team	100-Yard Games
1. LaDainian Tomlinson	San Diego	6	Earl Campbell	Houston	3
2. Jerome Bettis	L.A. Rams/Pittsburgh	5	Franco Harris	Pittsburgh	3
3. Terrell Davis	Denver	4	Edgerrin James	Indianapolis	3
Clinton Portis	Denver/Washington	4	Freeman McNeil	New York Jets	3
5. Gary Anderson	San Diego	3	Greg Pruitt	Cleveland	3
Cedric Benson	Chicago/Cincinnati	3	Darren McFadden	Oakland	3
Le'Veon Bell	Pittsburgh	3			

300-YARD PASSERS (100)

Date	Opponent	Player	Att.	Comp.	Yds.	LG	TD	INT	Result
1. 11/24/60	@ N.Y. Titans	Al Dorow	33	21	301	45t	2	1	L, 35-41
2. 11/19/61	@ San Diego	Jack Kemp	27	15	357	61t	2	1	L, 14-24
3. 10/13/63	Buffalo	Jack Kemp	24	12	300	89t	2	2	L, 26-35
4. 11/17/63	@ Boston	Babe Parilli	47	25	354	39	1	1	T, 24-24
5. 12/6/64	Boston	Babe Parilli	41	20	300	58t	3	1	L, 24-31
6. 10/24/65	@ Houston	George Blanda	33	19	304	64t	4	0	L, 36-38
7. 10/16/66	Oakland	Tom Flores	24	14	301	76t	3	0	L, 13-34
8. 10/15/67	San Diego	John Hadl	32	17	307	60t	2	1	L, 31-45
9. 9/9/68	@ Houston	Pete Beathard	48	23	413	59t	2	3	W, 26-21
10. 9/15/68	N.Y. Jets	Joe Namath	29	17	302	57t	2	1	L, 19-20
11. 11/16/69	@ N.Y. Jets	Joe Namath	40	24	327	40t	2	3	W, 34-16
12. 9/21/75	@ Denver	Charley Johnson	20	12	329	90t	3	2	L, 33-37
13. 10/17/76	@ Miami	Bob Griese	35	25	306	39	1	2	W, 20-17 OT
14. 11/25/79	@ San Diego	Dan Fouts	43	27	350	42t	3	1	L, 7-28
15. 9/7/80	Oakland	Dan Pastorini	37	19	317	55	2	0	L, 14-27
16. 9/6/81	@ Pittsburgh	Terry Bradshaw	36	21	319	41t	2	2	W, 37-33
17. 9/27/81	@ Seattle	Jim Zorn	47	31	308	23	1	0	W, 20-14
18. 10/18/81	Denver	Craig Morton	38	25	342	63	2	1	W, 28-14
19. 12/12/82	L.A. Raiders	Jim Plunkett	33	18	303	43	3	1	L, 16-21
20. 10/30/83	@ Denver	Steve DeBerg	41	21	350	46t	1	0	L, 24-27
21. 9/9/84	@ Cincinnati	Ken Anderson	37	24	310	35	0	0	W, 27-22
22. 9/16/84	L.A. Raiders	Jim Plunkett	47	28	313	42	1	4	L, 20-22
23. 11/25/84	@ N.Y. Giants	Phil Simms	41	24	343	31	2	3	L, 27-28
24. 12/16/84	@ San Diego	Ed Luther	44	24	333	43	1	0	W, 42-21
25. 9/12/85	L.A. Raiders	Jim Plunkett	48	34	303	30	2	2	W, 36-20
26. 10/13/85	@ San Diego	Mark Hermann	36	26	320	39t	2	0	L, 20-31
27. 12/14/85	@ Denver	John Elway	37	22	301	48	1	5	L, 13-14
28. 12/21/86	@ Pittsburgh	Mark Malone	43	22	351	38	0	1	W, 24-19
29. 12/6/87	@ Cincinnati	Boomer Esiason	44	28	368	26	2	0	L, 27-30 OT
30. 12/13/87	L.A. Raiders	Marc Wilson	38	22	339	42	0	3	W, 16-10
31. 12/24/89	@ Miami	Dan Marino	47	28	339	35	3	1	W, 27-24
32. 11/11/90	Seattle	Dave Krieg	23	16	306	54t	2	0	L, 16-17
33. 12/9/90	Denver	John Elway	36	24	328	27	2	1	W, 37-7
34. 12/16/90	Houston	Warren Moon	45	27	527	87t	3	0	L, 10-27
35. 11/10/91	@ L.A. Rams	Jim Everett	37	26	329	27	3	1	W, 27-20
36. 10/4/92	@ Denver	John Elway	38	23	311	48	2	0	L, 19-20
37. 9/20/93	Denver	John Elway	45	28	300	36	1	1	W, 15-7
38. 10/31/93	@ Miami	Scott Mitchell	33	22	344	77t	3	0	L, 10-30
39. 9/4/94	@ New Orleans	Jim Everett	37	26	326	30	2	2	W, 30-17
40. 10/1/95	@ Arizona	Dave Krieg	41	25	308	35	0	1	W, 24-3
41. 10/9/95	San Diego	Stan Humphries	34	24	315	45	1	0	W, 29-23 OT
42. 10/7/96	Pittsburgh	Mike Tomczak	32	20	338	45	0	1	L, 7-17
43. 9/21/97	@ Carolina	Kerry Collins	47	24	328	36	1	4	W, 35-14
44. 12/6/98	@ Denver	John Elway	32	22	400	58	2	1	L, 31-35
45. 10/10/99	New England	Drew Bledsoe	45	23	334	49t	2	2	W, 16-14
46. 1/2/00	Oakland	Rich Gannon	47	25	324	42	3	2	L, 38-41 OT
47. 9/9/01	Oakland	Rich Gannon	46	31	341	33t	2	1	L, 24-27
48. 9/8/02	@ Cleveland	Kelly Holcomb	39	27	326	44t	3	0	W, 40-39
49. 9/15/02	Jacksonville	Mark Brunell	36	25	320	79t	2	0	L, 16-23
50. 9/22/02	@ New England	Tom Brady	54	39	410	38t	4	1	L, 38-41 OT
51. 9/29/02	Miami	Jay Fiedler	45	29	310	38	1	4	W, 48-30
52. 10/13/02	@ San Diego	Drew Brees	41	28	319	29	2	2	L, 34-35
53. 10/20/02	Denver	Brian Griese	50	30	376	82t	2	0	L, 34-37 OT
54. 10/27/02	Oakland	Rich Gannon	55	35	334	25	1	1	W, 20-10
55. 11/24/02	@ Seattle	Matt Hasselbeck	36	25	362	44	3	0	L, 32-39
56. 9/14/03	Pittsburgh	Tommy Maddox	47	28	336	50	1	3	W, 41-20
57. 10/31/04	Indianapolis	Peyton Manning	44	25	472	56t	5	1	W, 45-35
58. 11/22/04	New England	Tom Brady	26	17	315	48	1	0	L, 19-27
59. 11/28/04	San Diego	Drew Brees	37	28	378	65	2	0	L, 31-34
60. 12/5/04	@ Oakland	Kerry Collins	41	27	343	51t	3	0	W, 34-27
61. 12/13/04	@ Tennessee	Billy Volek	43	29	426	42t	4	0	W, 49-38
62. 10/2/05	Philadelphia	Donovan McNabb	48	33	369	34	3	1	L, 31-37
63. 10/16/05	Washington	Mark Brunell	41	25	331	78t	3	0	W, 28-21
64. 10/30/05	@ San Diego	Drew Brees	43	25	324	35t	3	1	L, 20-28
65. 12/11/05	@ Dallas	Drew Bledsoe	34	22	332	71t	3	0	L, 28-31
Date	Opponent	Player	Att.	Comp.	Yds.	LG	TD	INT	Result
66. 11/5/06	@ St. Louis	Marc Bulger	42	31	354	33	1	0	W, 31-17
67. 10/14/07	Cincinnati	Carson Palmer	43	26	320	42t	2	2	W, 27-20
68. 11/4/07	Green Bay	Brett Favre	34	24	360	60t	2	2	L, 22-33

69. 9/28/08	Denver	Jay Cutler	49	29	361	40	1	2	W, 33-19
70. 11/2/08	Tampa Bay	Jeff Garcia	43	31	339	29	1	1	L, 27-30 OT
71. 11/9/08	@ San Diego	Philip Rivers	36	27	316	31	2	2	L, 19-20
72. 12/14/08	San Diego	Philip Rivers	48	34	346	42	2	1	L, 21-22
73. 9/13/09	@ Baltimore	Joe Flacco	43	26	307	31	3	1	L, 24-38
74. 9/27/09	@ Philadelphia	Kevin Kolb	34	24	327	64	2	0	L, 14-34
75. 10/11/09	Dallas	Tony Romo	34	20	351	60	2	0	L, 20-26 OT
76. 11/22/09	Pittsburgh	Ben Roethlisberger	42	32	398	41	2	2	W, 27-24 OT
77. 11/29/09	@ San Diego	Philip Rivers	28	21	317	53	2	0	L, 14-43
78. 1/3/10	@ Denver	Kyle Orton	56	32	431	44	1	3	W, 44-24
79. 10/17/10	@ Houston	Matt Schaub	33	25	305	44	2	0	L, 31-35
80. 10/31/11	San Diego	Philip Rivers	41	26	369	39	0	2	W, 23-20 OT
81. 10/14/12	@ Tampa Bay	Josh Freeman	26	15	328	62t	3	1	L, 10-28
82. 12/30/12	@ Denver	Peyton Manning	29	23	304	36t	3	0	L, 3-38
83. 11/17/13	@ Denver	Peyton Manning	40	24	323	70	1	0	L, 17-27
84. 11/24/13	San Diego	Philip Rivers	39	27	392	60	3	0	L, 38-41
85. 12/1/13	Denver	Peyton Manning	35	22	403	77	5	2	L, 28-35
86. 9/28/15	@ Green Bay	Aaron Rodgers	35	24	333	52	5	0	L, 28-38
87. 10/4/15	@ Cincinnati	Andy Dalton	24	17	321	55	1	0	L, 21-36
88. 1/16/16	@ New England	Tom Brady	42	28	302	42	2	0	L, 20-27
89. 10/2/16	@ Pittsburgh	Ben Roethlisberger	27	22	300	47	5	0	L, 14-43
90. 10/23/16	New Orleans	Drew Brees	48	37	367	30	3	1	W, 27-21
91. 10/23/16	Tampa Bay	Jameis Winston	39	24	331	21	1	0	L, 17-19
92. 11/27/16	@ Denver	Trevor Semian	34	20	368	20	3	0	W, 30-27 OT
93. 9/9/18	@ LA Chargers	Philip Rivers	51	31	424	30	3	1	W, 38-28
94. 9/16/18	@ Pittsburgh	Ben Roethlisberger	60	39	452	46	3	0	W, 42-37
95. 10/7/18	Jacksonville	Blake Bortles	61	33	430	38	1	4	W, 30-14
96. 10/14/18	@ New England	Tom Brady	35	24	340	42	1	0	L, 40-43
97. 11/19/18	@ LA Rams	Jared Goff	49	31	413	40	4	0	L, 54-51
98. 12/13/18	LA Chargers	Philip Rivers	38	26	313	38	2	2	L, 28-29
99. 10/27/19	Green Bay	Aaron Rodgers	33	23	305	67	4	0	L, 24-31
100. 11/18/19	@ LA Chargers	Philip Rivers	52	28	353	50	1	4	W, 24-17

CAREER 300-YARD PASSING GAMES

Player	Team	300-Yard Games	Player	Team	300-Yard Games
1. Philip Rivers	San Diego/LA	7	Brett Favre	Green Bay	2
2. John Elway	Denver	5	Jack Kemp	San Diego/Buffalo	2
3. Drew Brees	San Diego/New Orleans	4	Joe Namath	N.Y. Jets	2
Peyton Manning	Indianapolis/Denver	4	Babe Parilli	Boston	2
Tom Brady	New England	4	Ben Roethlisberger	Pittsburgh	2
			Aaron Rodgers	Green Bay	2
6. Rich Gannon	Oakland	3			
Jim Plunkett	Oakland/L.A. Raiders	3			
8. Drew Bledsoe	New England/Dallas	2			
Mark Brunell	Jacksonville/Washington	2			
Kerry Collins	Carolina/Oakland	2			

ALL-TIME MISCELLANEOUS SCORES

ALL-TIME DEFENSIVE SCORES

Date	Opponent	Defensive Score	Result
10/9/60	Oakland	David Webster, 80-yard INT return	L, 19-20
11/6/60	@ Buffalo	David Webster, 14-yard fumble return Don Flynn, 25-yard INT return	W, 45-28
11/30/60	Denver	David Webster, 39-yard INT return	W, 34-7
12/11/60	Boston	Duane Wood, 66-yard INT return	W, 34-0
12/10/61	Denver	Sherrill Headrick, 31-yard INT return	W, 49-21
12/17/61	New York Titans	Sherrill Headrick, 56-yard INT return* *(20 yards by Doyle Nix who lateralled to Headrick for 56 yards)	W, 35-24
9/7/63	@ Denver	Sherrill Headrick, 38-yard INT return	W, 59-7
9/22/63	@ Buffalo	Safety, Willie West tackled in end zone	T, 27-27
12/22/63	New York Jets	Jerry Mays, 58-yard fumble return	W, 48-0
10/4/64	Houston	Bobby Hunt, 29-yard INT return	W, 28-7
10/18/64	Buffalo	Bobby Bell, 20-yard fumble return	L, 22-35
11/15/64	San Diego	Abner Haynes, fumble recovery in end zone	L, 14-28
10/3/65	Boston	Bobby Bell, 38-yard INT return Willie Mitchell, 37-yard INT return	W, 27-17
9/25/66	@ Boston	Johnny Robinson, 28-yard INT return	W, 43-24
10/16/66	Oakland	Bobby Bell, 7-yard fumble return	L, 13-34
10/30/66	Houston	Willie Mitchell, 60-yard INT return* *(18 yards by Johnny Robinson who lateralled to Mitchell for 60 yards)	W, 48-23
9/9/67	@ Houston	Bobby Bell, 32-yard INT return	W, 25-20
11/5/67	New York Jets	Willie Mitchell, 27-yard INT return	W, 42-18
11/12/67	@ Boston	Emmitt Thomas, 57-yard INT return	W, 23-10
11/23/67	Oakland	Safety, Holding in end zone	L, 22-44
12/10/67	@ New York Jets	Fred Williamson, 77-yard INT return	W, 21-7
9/28/68	@ Miami	Jim Lynch, 22-yard INT return	W, 48-3
12/8/68	@ San Diego	Willie Lanier, 75-yard INT return Safety, Buck Buchanan tackled Jon Brittenum	W, 40-3
10/5/69	@ Denver	Jim Kearney, 60-yard INT return	W, 26-13
10/26/69	Cincinnati	Goldie Sellers, 19-yard fumble return	W, 42-22
11/27/69	Denver	Emmitt Thomas, 45-yard INT return	W, 31-17
9/28/70	@ Baltimore	Johnny Robinson, 46-yard fumble return	W, 44-24
11/8/70	Houston	Bobby Bell, 45-yard INT return	W, 24-9
10/3/71	@ Denver	Aaron Brown, 68-yard INT return	W, 16-3
10/18/71	Pittsburgh	Emmitt Thomas, 32-yard INT return	W, 38-16
12/19/71	Buffalo	Bobby Bell, 26-yard INT return	W, 22-9
10/1/72	@ Denver	Jim Kearney, 43-yard INT return Jim Kearney, 32-yard INT return	W, 45-24
11/12/72	@ Pittsburgh	Jim Kearney, 65-yard INT return	L, 7-16
12/3/72	Denver	Jim Kearney, 29-yard INT return Bobby Bell, 61-yard INT return	W, 24-21
9/30/73	Oakland	Willie Lanier, 17-yard INT return	W, 16-3
11/18/73	Houston	John Lohmeyer, 19-yard fumble return	W, 38-14
9/15/74	New York Jets	Emmitt Thomas, 38-yard INT return Marvin Upshaw, 52-yard INT return	W, 24-16
9/22/74	@ Oakland	Wilbur Young, 52-yard INT return	L, 7-27
10/6/74	Denver	Bobby Bell, 28-yard INT return	L, 14-17
11/18/74	@ Denver	Safety, Willie Lanier tackled Otis Armstrong	W, 42-34
12/4/74	Minnesota	Emmitt Thomas, 73-yard INT return	L, 15-35
11/10/75	@ Dallas	John Matuszak, fumble recovery in end zone	W, 35-31
10/31/76	@ Tampa Bay	Safety, John Lohmeyer tackled Steve Spurrier	W, 28-19
10/23/77	@ San Diego	Tim Gray, 15-yard fumble return	W, 21-16
11/27/77	@ Houston	Willie Lee, 10-yard fumble return	L, 20-34
12/11/77	Seattle	Gary Barbaro, 102-yard INT return	L, 31-34
12/18/77	@ Oakland	Tim Gray, 14-yard fumble return Tim Collier, 100-yard INT return	L, 20-21
9/23/79	Oakland	Gary Barbaro, 70-yard INT return	W, 35-7
10/5/80	@ Oakland	Gary Spani, 16-yard fumble return Whitney Paul, 32-yard fumble return	W, 31-17
10/12/80	Houston	Gary Spani, 47-yard INT return	W, 21-20
11/9/80	@ Seattle	Frank Manumaleuga, 22-yard INT return	W, 31-20
12/7/80	Denver	Thomas Howard, 3-yard fumble return	W, 31-14
9/6/81	@ Pittsburgh	Thomas Howard, 65-yard fumble return	W, 37-33
10/18/81	Denver	Whitney Paul, 47-yard fumble return	W, 28-14

10/25/81	@ Oakland	Gary Spani, 91-yard fumble return	W, 28-17
11/22/81	Seattle	Lloyd Burruss, 46-yard INT return	W, 40-13
12/19/82	@ Denver	Eric Harris, 56-yard INT return	W, 37-16
		Gary Barbaro, 43-yard INT return	
1/2/83	New York Jets	Gary Green, 42-yard INT return*	W, 37-13
		*(5 yards by Thomas Howard who lateralled to Green for 42 yards)	
10/2/83	St. Louis	Charles Jackson, 37-yard fumble recovery	W, 38-14
10/16/83	New York Giants	Durwood Roquemore, 42-yard INT return	W, 38-17
12/18/83	Denver	Lucious Smith, 58-yard INT return	W, 48-17
9/16/84	Los Angeles Raiders	Kevin Ross, 71-yard INT return	L, 20-22
12/9/84	Seattle	Scott Radecic, 19-yard INT return	W, 34-7
9/12/85	Los Angeles Raiders	Albert Lewis, fumble recovery in end zone	W, 36-20
11/10/85	Pittsburgh	Deron Cherry, 47-yard INT return	L, 28-36
9/21/86	Houston	Greg Hill, 26-yard INT return	W, 27-13
10/19/86	San Diego	Lloyd Burruss, 56-yard INT return	W, 42-41
		Lloyd Burruss, 47-yard INT return	
12/7/86	Denver	Lloyd Burruss, 72-yard INT return	W, 37-10
11/8/87	Pittsburgh	Bill Maas, 6-yard fumble return	L, 16-17
11/6/88	@ Denver	Safety, Dino Hackett tackled Tony Dorsett	L, 11-17
10/29/89	@ Pittsburgh	Bill Maas, 4-yard fumble return	L, 17-23
11/19/89	@ Cleveland	Neil Smith, 3-yard fumble return	T, 10-10
9/23/90	@ Green Bay	Stan Petry, 33-yard INT return	W, 17-3
10/14/90	Detroit	Safety, Bill Maas tackled Bob Gagliano	W, 43-24
11/11/90	Seattle	Dan Saleaumua fumble recovery in end zone	L, 17-16
10/31/91	Miami	Chris Martin, 100-yard fumble return	W, 42-7
11/10/91	@ Los Angeles Rams	Derrick Thomas, 23-yard fumble return	W, 27-20
11/24/91	@ Cleveland	Safety, Dan Saleaumua tackled Bernie Kozar	L, 15-20
9/6/92	@ San Diego	Kevin Ross, 99-yard INT return	W, 24-10
9/13/92	Seattle	Lonnie Marts, 36-yard INT return	W, 26-7
9/28/92	Los Angeles Raiders	Charles Mincy, 25-yard INT return	W, 27-7
11/22/92	@ Seattle	Neil Smith, 22-yard INT return	W, 24-14
12/13/92	New England	Charles Mincy, 30-yard fumble return	W, 27-20
12/27/92	Denver	Charles Mincy, 32-yard INT return*	W, 42-20
		*(0 yards by Bennie Thompson who lateralled to Mincy for 32 yards)	
		Dale Carter, 36-yard INT return	
		Derrick Thomas, fumble recovery in end zone	
11/8/93	Green Bay	Dan Saleaumua, 16-yard fumble return	W, 23-16
12/5/93	@ Seattle	Derrick Thomas, 86-yard fumble return	W, 31-16
9/11/94	San Francisco	Safety, Derrick Thomas tackled Steve Young	W, 24-17
12/24/94	@ Los Angeles Raiders	Mark Collins, 78-yard INT return	W, 19-9
		Safety, team (penalty in end zone)	
9/17/95	Oakland	James Hasty, 64-yard INT return	W, 23-17 OT
11/19/95	Houston	Mark Collins, 34-yard fumble return	W, 20-13
12/3/95	@ Oakland	Brian Washington, 74-yard INT return	W, 29-23
12/17/95	Denver	Vaughn Booker, 14-yard fumble return	W, 20-17
9/8/96	Oakland	James Hasty, 80-yard fumble return	W, 19-3
		Safety, Dan Saleaumua tackled Barrett Robbins	
9/8/97	@ Oakland	Darren Anderson, 55-yard INT return	W, 28-27
9/21/97	@ Carolina	Mark McMillian, 62-yard INT return	W, 35-14
11/30/97	San Francisco	Mark McMillian, 12-yard INT return	W, 44-9
		Safety, Joe Phillips tackled Terry Kirby	
12/14/97	@ San Diego	Mark McMillian, 87-yard INT return	W, 29-7
		Safety, Derrick Thomas sacked Todd Philcox	
9/6/98	Oakland	Safety, Derrick Thomas sacked Jeff George	W, 28-8
12/26/98	@ Oakland	Derrick Thomas, 44-yard fumble return	W, 31-24
9/12/99	@ Chicago	Donnie Edwards, 79-yard fumble return	L, 17-20
10/21/99	@ Baltimore	Reggie Tongue, 46-yard INT return	W, 35-8
		James Hasty, 56-yard INT return	
10/31/99	San Diego	Reggie Tongue, 7-yard fumble return	W, 34-0
11/28/99	@ Oakland	Cris Dishman, 47-yard INT return	W, 37-34
		Cris Dishman, 40-yard fumble return	
12/12/99	Minnesota	Eric Hicks, 44-yard fumble return	W, 31-28
12/18/99	Pittsburgh	Donnie Edwards, 28-yard INT return	W, 35-19
1/2/00	Oakland	James Hasty, 34-yard INT return	L, 38-41 OT
9/10/00	@ Tennessee	Donnie Edwards, 42-yard INT return	L, 14-17 OT
11/26/00	@ San Diego	Marcus Patton, 24-yard INT return	L, 16-17
9/9/01	Oakland	Eric Warfield, 51-yard INT return	L, 24-27

12/8/02	St. Louis	Duane Clemons, 42-yard fumble return	W, 49-10
9/14/03	Pittsburgh	Jerome Woods, 46-yard INT return	W, 41-20
9/21/03	@ Houston	Shaunard Harts, 39-yard INT return	W, 42-14
10/12/03	@ Green Bay	Jerome Woods, 79-yard INT return	W, 40-34 OT
9/19/04	Carolina	Eric Warfield, 43-yard INT return	L, 17-28
12/13/04	@ Tennessee	Kawika Mitchell, 39-yard fumble return	W, 49-38
10/16/05	Washington	Sammy Knight, 80-yard fumble return	W, 28-21
11/20/05	@ Houston	Eric Warfield, 57-yard INT return	W, 45-17
9/30/07	@ San Diego	Tyron Brackenridge, 50-yard fumble return	W, 30-16
10/26/08	@ New York Jets	Brandon Flowers, 91-yard INT return	L, 24-28
12/7/08	@ Denver	Maurice Leggett, 27-yard INT return	L, 17-24
10/18/09	@ Washington	Safety, Tamba Hali sacked Todd Collins	W, 14-6
1/3/10	@ Denver	Derrick Johnson, 45-yard INT return	W, 44-24
		Derrick Johnson, 60-yard INT return	
9/19/10	@ Cleveland	Brandon Flowers, 33-yard INT return	W, 16-14
10/24/10	Jacksonville	Derrick Johnson, 15-yard INT return	W, 42-20
12/26/10	Tennessee	Eric Berry, 54-yard INT return	W, 34-14
10/23/11	@ Oakland	Kendrick Lewis, 59-yard INT return	W, 28-0
		Brandon Flowers, 58-yard INT return	
9/23/12	@ New Orleans	Safety, Justin Houston sacked Drew Brees	W, 27-24 OT
9/8/13	@ Jacksonville	Tamba Hali, 10-yard INT return	W, 28-2
9/19/13	@ Philadelphia	Eric Berry, 38-yard INT return	W, 26-16
10/13/13	Oakland	Husain Abdullah, 44-yard INT return	W, 24-7
11/3/13	@ Buffalo	Tamba Hali, 11-yard fumble return	W, 23-13
		Sean Smith, 100-yard INT return	
12/15/13	@ Oakland	Eric Berry, 47-yard INT return	W, 56-31
9/29/14	New England	Husain Abdullah, 30-yard INT return	W, 41-14
9/17/15	Broncos	Marcus Peters, 55-yard INT return	L, 31-24
10/11/15	Chicago	Ramik Wilson, 0-yard opponent fumble return	L, 18-17
11/22/15	@ San Diego	Justin Houston, 17-yard INT return	W, 33-3
12/6/15	@ Oakland	Tyvon Branch, 38-yard INT return	W, 34-20
12/20/15	@ Baltimore	Tyvon Branch, 73-yard fumble return	W, 34-14
		Marcus Peters, 90-yard INT return	
1/3/16	Oakland	D.J. Alexander, safety	W, 23-17
9/25/16	New York Jets	Derrick Johnson, 55-yard INT return	W, 24-3
10/23/16	New Orleans	Daniel Sorensen, 48-yard INT return	W, 27-21
11/13/16	@ Carolina	Eric Berry, 42-yard INT return	W, 20-17
11/27/16	@ Denver	Safety, R.Okung recovered fumble, gave himself up in endzone	W, 30-27 OT
12/4/16	@ Atlanta	Eric Berry, 37-yard INT return	W, 29-27
10/2/17	Washington	Justin Houston, 13-yard fumble return	W, 29-20
10/30/17	Denver	Marcus Peters, 45-yard fumble return	W, 29-19
10/7/18	Jacksonville	Chris Jones, 20-yard INT return	W, 30-14
10/21/18	Cincinnati	Ron Parker, 33-yard INT return	W, 45-10
11/19/18	@ LA Rams	Allen Bailey, 2-yard fumble return	L, 54-51
12/30/18	Oakland	Daniel Sorensen, 54-yard INT return	W, 35-3
9/29/19	@ Detroit	Bashaud Breeland, 100-yard fumble return	W, 34-30
10/17/19	@ Denver	Reggie Ragland, 5-yard fumble return	W, 30-6
12/1/19	Oakland	Jaun Thornhill, 46-yard INT return	W, 40-9

Notes: The Chiefs are 121-30-2 (.797) in games when producing a defensive score (TD or safety).
The Chiefs are 112-27-1 (.804) in games with a def. TD and 14-3-1 (.806) in games with a def. safety.

ALL-TIME SPECIAL TEAMS SCORES

Date	Opponent	Special Teams Score	Result
12/11/60	Boston	Johnny Robinson, 62-yard punt return	W, 34-0
10/15/61	@ Buffalo	Abner Haynes, 88-yard kickoff return	L, 24-27
9/7/63	@ Denver	Dave Grayson, 99-yard kickoff return	W, 59-7
12/8/63	Denver	Duane Wood, 18-yard blocked punt return	W, 52-21
12/19/65	Denver	Willie Mitchell, 71-yard punt return	W, 45-35
9/11/66	@ Buffalo	Mike Garrett, 79-yard punt return	W, 42-20
11/20/66	Boston	Frank Pitts, 21-yard blocked punt return	T, 27-27
12/17/67	@ Denver	Noland Smith, 106-yard kickoff return	W, 38-24
9/15/68	New York Jets	Noland Smith, 80-yard punt return	L, 19-20
11/17/68	Boston	Goldie Sellers, 76-yard punt return	W, 31-17
9/28/69	@ Cincinnati	Goldie Sellers, 20-yard return on fumbled kickoff	L, 19-24
10/12/69	Houston	George Daney, 5-yard return on fumbled punt attempt	W, 24-0
11/27/69	Denver	Bobby Bell, 53-yard kickoff return	W, 31-17
12/17/78	@ Seattle	Safety, Ed Beckman forces Herman Weaver out of EZ	L, 19-23

9/16/79	@ Houston	J.T. Smith, 55-yard punt return	L, 6-20
9/23/79	Oakland	J.T. Smith, 88-yard punt return	W, 35-7
11/23/80	@ St. Louis	J.T. Smith, 75-yard punt return	W, 21-13
12/21/80	@ Baltimore	J.T. Smith, 53-yard punt return	W, 38-28
9/19/82	San Diego	Dave Klug, blocked punt recovery in end zone	W, 19-12
9/7/86	Cincinnati	Deron Cherry, blocked punt recovery in end zone	W, 24-14
10/19/86	San Diego	Kevin Ross, 21-yard return on fumbled kickoff	W, 42-41
12/21/86	@ Pittsburgh	Deron Cherry, blocked punt recovery in end zone	W, 24-19
		Boyce Green, 97-yard kickoff return	
		Lloyd Burruss, 78-yard blocked field goal return	
9/13/87	San Diego	Paul Palmer, 95-yard kickoff return	W, 20-13
*10/4/87	@ Los Angeles Raiders	Bob Harris, 23-yard blocked punt return	L, 17-35
*10/18/87	Denver	Jitter Fields, 85-yard punt return	L, 17-26
12/6/87	@ Cincinnati	Kevin Ross, 65-yard blocked field goal return	L, 27-30 OT
12/27/87	Seattle	Paul Palmer, 92-yard kickoff return	W, 41-20
11/13/88	Cincinnati	Safety, Albert Lewis, blocked punt out of end zone	W, 31-28
10/22/89	Dallas	Safety, Rob McGovern, blocked punt out of end zone	W, 36-28
11/26/89	Houston	Jayice Pearson, 1-yard blocked punt return	W, 34-0
9/30/90	Cleveland	Chris Martin, 19-yard blocked punt return	W, 34-0
		Kevin Ross, 13-yard blocked punt return	
9/6/92	@ San Diego	Dale Carter, 46-yard punt return	W, 24-10
11/22/92	@ Seattle	Dale Carter, 86-yard punt return	W, 24-14
12/19/92	@ New York Giants	Tracy Rogers, blocked punt recovery in end zone	L, 21-35
1/2/94	Seattle	Albert Lewis, blocked punt recovery in end zone	W, 34-24
12/12/94	@ Miami	Jon Vaughn, 91-yard kickoff return	L, 28-45
9/3/95	@ Seattle	Tamarick Vanover, 99-yard kickoff return	W, 34-10
10/9/95	San Diego	Tamarick Vanover, 86-yard punt return	W, 29-23 OT
12/24/95	Seattle	Tamarick Vanover, 89-yard kickoff return	W, 26-3
10/27/96	@ Denver	Tamarick Vanover 97-yard kickoff return	L, 7-34
9/14/97	Buffalo	Tamarick Vanover, 94-yard kickoff return	W, 22-16
11/23/97	@ Seattle	Safety, Team blocked punt out of end zone	W, 19-14
12/21/97	New Orleans	Tamarick Vanover, 82-yard punt return	W, 25-13
12/5/99	@ Denver	Tamarick Vanover, 80-yard punt return	W, 16-10
1/2/00	Oakland	Tamarick Vanover, 84-yard punt return	L, 38-41 OT
10/22/00	St. Louis	Michael Cloud, 6-yard blocked punt return	W, 54-34
10/14/01	Pittsburgh	Safety, Mikhael Ricks blocked punt out of end zone	L, 17-20
12/1/02	Arizona	Dante Hall, 90-yard punt return	W, 49-0
12/8/02	St. Louis	Dante Hall, 88-yard kickoff return	W, 49-10
		Dante Hall, 86-yard punt return	
9/14/03	Pittsburgh	Dante Hall, 100-yard kickoff return	W, 41-20
9/21/03	@ Houston	Dante Hall, 73-yard punt return	W, 42-14
9/28/03	@ Baltimore	Dante Hall, 97-yard kickoff return	W, 17-10
10/5/03	Denver	Dante Hall, 93-yard punt return	W, 24-23
11/28/04	San Diego	Dante Hall, 96-yard kickoff return	L, 31-34
12/19/04	Denver	Dante Hall, 97-yard kickoff return	W, 45-17
10/2/05	Philadelphia	Dante Hall, 96-yard kickoff return	L, 31-37
10/1/06	San Francisco	Dante Hall, 60-yard punt return	W, 41-0
12/31/06	Jacksonville	Bernard Pollard, blocked punt recovery in end zone	W, 35-30
11/11/07	Denver	Safety, Bernard Pollard, blocked punt out of end zone	L, 11-27
11/30/08	@ Oakland	Maurice Leggett, 67-yard fumble return on fake field goal	W, 20-13
9/13/09	@ Baltimore	Jon McGraw, blocked punt recovery in end zone	L, 24-38
11/22/09	Pittsburgh	Jamaal Charles, 97-yard kickoff return	W, 27-24 OT
12/20/09	Cleveland	Andy Studebaker, fumbled punt snap recovery in end zone	L, 34-41
9/13/10	San Diego	Dexter McCluster, 84-yard punt return	W, 21-14
10/14/12	@ Tampa Bay	Edgar Jones, 11-yard fumble return after blocked punt	L, 10-38
9/29/13	N.Y. Giants	Dexter McCluster, 94-yard punt return	W, 21-14
10/6/13	@ Tennessee	Marcus Cooper, fumble recovery in end zone after punt	W, 45-10
12/1/13	Denver	Knile Davis, 108-yard kickoff return	L, 28-35
12/8/13	@ Washington	Dexter McCluster, 74-yard punt return	W, 45-10
		Quintin Demps, 95-yard kickoff return	
10/26/14	St. Louis	Knile Davis, 99-yard kickoff return	W, 34-7
12/14/14	Oakland	De'Anthony Thomas, 81-yard punt return	W 31-13
1/9/16	@ Houston	Knile Davis, 106-yard kick return	W, 30-0
9/25/16	New York Jets	Demetrius Harris, 27-yard fumble recovery	W, 24-3
11/27/16	Denver	Tyreek Hill, 86-yard kickoff return	W, 30-27 OT
12/8/16	Oakland	Tyreek Hill, 78-yard punt return	W, 21-13

1/1/17	@ San Diego	Tyreek Hill, 95-yard punt return	W, 37-27
10/8/17	@ Houston	Tyreek Hill, 82-yard punt return	W, 42-34
9/9/18	@ LA Chargers	Tyreek Hill, 91-yard punt return	W, 38-28
12/29/19	LA Chargers	Mecole Hardman, 104-yard kickoff return	W, 31-21

*Replacement Game

Notes: The Chiefs are 58-20-1 (.741) in games when producing a special teams score (TD or safety), 55-17-1 (.760) with a special teams touchdown and 3-3-0 (.500) with a special teams safety.

ALL-TIME SHUTOUTS

Date	Opponent	Score
9/25/60	Los Angeles Chargers	17-0
12/4/60	Houston	24-0
12/11/60	Boston	34-0
12/22/63	New York Jets	48-0
9/24/67	@ Miami	24-0
10/8/67	Miami	41-0
9/21/69	@ Boston	31-0
10/12/69	Houston	24-0
12/6/70	Denver	16-0
11/4/73	@ San Diego	19-0
11/26/78	San Diego	23-0
9/2/79	Baltimore	14-0
10/11/81	Oakland	27-0
11/26/89	Houston	34-0
9/30/90	Cleveland	34-0
12/7/97	Oakland	30-0
10/31/99	San Diego	34-0
12/1/02	Arizona	49-0
10/1/06	San Francisco	41-0
10/23/11	@ Oakland	28-0

ALL-TIME OPPONENT SHUTOUTS

Date	Opponent	Score
12/1/63	@ New York Jets	0-17
11/17/76	Pittsburgh	0-45
12/16/79	@ Tampa Bay	0-3
9/23/84	@ Denver	0-21
11/4/84	@ Seattle	0-45
9/22/85	@ Miami	0-31
10/20/85	@ Los Angeles Rams	0-16
*10/11/87	@ Miami	0-42
9/12/93	@ Houston	0-30
9/25/94	Los Angeles Rams	0-16
12/28/02	@ Oakland	0-24
10/5/08	@ Carolina	0-34
12/12/10	@ San Diego	0-31
12/16/12	@ Oakland	0-15

Notes: The Chiefs have produced 20 all-time shutouts, including 16 at home and nine at Arrowhead Stadium. Kansas City has been shutout at home only twice.

* Replacement Game

ALL-TIME TWO-POINT CONVERSIONS

Date	Opponent	Two-Point Play	Result
11/24/60	@ New York Titans	Curley Johnson pass from Hunter Enis	L, 35-41
9/24/61	@ Oakland	Jack Spikes run	W, 42-35
10/1/61	Houston	Bo Dickinson pass from Randy Duncan	W, 26-21
11/26/61	Oakland	Bo Dickinson pass from Randy Duncan	W, 43-11
9/22/63	@ Buffalo	Chris Burford pass from Len Dawson	T, 27-27
12/13/64	@ San Diego	Curtis McClinton pass from Len Dawson	W, 49-6
10/24/65	@ Houston	Jerrel Wilson pass from Len Dawson Pete Beathard run	L, 36-38
12/12/65	@ Buffalo	Reg Carolan pass from Len Dawson	L, 25-34
9/18/66	@ Oakland	Fred Arbanas pass from Len Dawson	W, 32-10
11/13/66	Miami	Jerrel Wilson pass from Len Dawson	W, 34-16
9/9/67	@ Houston	Reg Carolan pass from Len Dawson	W, 25-20
11/5/67	New York Jets	Curtis McClinton pass from Len Dawson	W, 42-18
9/11/94	San Francisco	J.J. Birden pass from Joe Montana	W, 24-17
10/23/94	Seattle	Marcus Allen run	W, 38-23
12/4/94	Denver	Willie Davis pass from Steve Bono	L, 17-20 OT
10/26/97	@ St. Louis	Tamarick Vanover pass from Elvis Grbac Tony Gonzalez pass from Elvis Grbac	W, 28-20
10/14/01	Pittsburgh	Tony Gonzalez pass from Trent Green	L, 17-20
10/25/01	Indianapolis	Trent Green run	L, 28-35
1/6/02	@ Seattle	Eddie Kennison pass from Trent Green	L, 18-21
11/24/02	@ Seattle	Trent Green run	L, 32-39
11/28/04	San Diego	Eddie Kennison pass from Trent Green	L, 31-34
10/16/05	Washington	Marc Boerigter pass from Trent Green	W, 28-21
10/29/06	Seattle	Tony Gonzalez pass from Damon Huard	W, 35-28
11/4/07	Green Bay	Priest Holmes run	L, 22-33
9/14/08	Oakland	Mike Cox pass from Tyler Thigpen	L, 8-23
11/8/09	@ Jacksonville	Jamaal Charles pass from Matt Cassel	L, 21-24
9/28/15	@ Green Bay	Travis Kelce pass from Alex Smith	L, 38-28
11/13/16	@ Carolina	Travis Kelce pass from Alex Smith	W, 20-17
11/27/16	@ Denver	Demetrius Harris from Alex Smith	W, 30-27
12/23/18	@ Seattle	Patrick Mahomes run	L, 31-38
12/15/19	Denver	Sammy Watkins from Patrick Mahomes	W, 23-3

YEAR-BY-YEAR TWO POINT CONVERSIONS/ATTEMPTS

1960	1/2	1997	2/6	2010	0/2
1961	3/4	1998	0/1	2011	0/0
1962	0/1	1999	0/2	2012	0/1
1963	1/2	2000	0/4	2013	0/0
1964	1/3	2001	3/6	2014	0/1
1965	3/3	2002	1/3	2015	2/4
1966	2/3	2003	0/3	2016	2/2
1967	2/3	2004	1/2	2017	0/2
1968	0/0	2005	1/1	2018	1/1
1969	0/2	2006	1/1	2019	1/2
1994	3/4	2007	1/3	TOTAL 34/84 (.405)	
1995	0/3	2008	1/4		
1996	0/1	2009	1/2		

TRIPLE THREAT CHIEFS

(11 players in Chiefs history have scored a touchdown at least three different ways)

Player	5 Different Touchdown Plays	Total TDs
Johnny Robinson	9 receiving, 6 rushing, 1 FR, 1 PR, 1 INT	18
	4 Different Touchdown Plays	
Abner Haynes	39 rushing, 17 receiving, 1, KOR, 1 fumble recovery	58
Kevin Ross	2 INTs, 1 blocked FG return, 1 FR, 1 blocked punt	5
Tyreek Hill	4 rushing, 32 receiving, 4 PR, 1 KR	41
	3 Different Touchdown Plays	
Jamaal Charles	17 rushing, 7 receiving, 1 KOR	25
Dante Hall	9 receiving, 5 PRs, 6 KORs	20
Tamarick Vanover	4 PRs, 4 KORs, 3 receiving	11
Bobby Bell	6 INTs, 2 FRs, 1 KOR	9
Paul Palmer	4 receiving, 2 rushing, 2 KORs	8
Dale Carter	2 PRs, 1 INT, 1 receiving	4
Dexter McCluster	3 receiving, 1 rushing, 1 PR	5

(Six players in Chiefs history have a rushing and a receiving TD and have also thrown a TD pass)

Player	Rushing	Receiving	Passing	Total TDs Responsible For
Marcus Allen	44	21	2	67
Larry Johnson	55	6	1	62
Curtis McClinton	18	14	1	33
Mike Garrett	24	7	1	32
Tyler Thigpen	3	1	18	22
Bert Coan	15	4	1	20

Key: FR - Fumble return; INT - Interception return; KOR - Kickoff return; PR - Punt return

ALL-TIME OFFENSIVE RETURN SCORES

Date	Opponent	Offensive Score	Result
11/15/64	San Diego	Abner Haynes, fumble recovery in end zone*	L, 14-28
10/29/72	@ San Diego	Robert West, fumble recovery in end zone	W, 26-14
10/12/75	Oakland	Mike Livingston, 1-yard fumble return	W, 42-10
11/18/79	@ Oakland	Tony Samuels, fumble recovery in end zone	W, 24-21
9/7/86	Cincinnati	Walt Arnold, fumble recovery in end zone	W, 24-14
11/9/97	@ Jacksonville	Danan Hughes, 7-yard fumble return**	L, 10-24

*Kansas City Len Dawson's pass was intercepted by San Diego CB Dick Westmoreland. Westmoreland subsequently fumbled and Haynes recovered the ball in the end zone for a TD.

**Kansas City QB Rich Gannon's pass was intercepted by Jacksonville S Chris Hudson. WR Andre Rison subsequently stripped the ball from Hudson and Hughes returned the ball for a seven-yard TD.

ALL-TIME OPPONENT OFFENSIVE RETURN SCORES

Date	Opponent	Offensive Score	Result
9/21/75	@ Denver	Jack Dolbin, 2-yard fumble return	L, 33-37
10/9/83	L.A. Raiders	Marcus Allen, fumble recovery in end zone	L, 20-21

ALL-TIME DEFENSIVE TWO-POINT RETURN SCORES (NON-SAFETY)

Date	Opponent	Offensive Score	Result
12/4/16	@ Atlanta	Eric Berry, INT on two-point conversion attempt	W, 29-28
12/1/19	Oakland	Charvarius Ward, Tanoh Kpassagnon blocked PAT attempt	W, 40-9

YEAR-BY-YEAR LEADERS

RUSHING

Year	Player	No.	Yds.	Avg.	LG	TD	Year	Player	No.	Yds.	Avg.	LG	TD
1960*	Abner Haynes	156	875	5.6	67	9	1990	Barry Word	204	1015	5	53	4
1961	Abner Haynes	179	841	4.7	59	9	1991	Christian Okoye	225	1031	4.6	48	9
1962	Abner Haynes	221	1049	4.8	71	13	1992	Barry Word	163	607	3.7	44	4
1963	Curtis McClinton	142	568	4	36	3	1993	Marcus Allen	206	764	3.7	39	12
1964	Abner Haynes	137	713	5.2	80	4	1994	Marcus Allen	189	709	3.8	36	7
1965	Curtis McClinton	175	661	3.8	48	6	1995	Marcus Allen	207	890	4.3	38	5
1966	Mike Garrett	147	801	5.4	77	6	1996	Marcus Allen	206	830	4	35	9
1967	Mike Garrett	236	1087	4.6	58	9	1997	Greg Hill	157	550	3.5	38	0
1968	Robert Holmes	174	866	5	76	7	1998	Donnell Bennett	148	527	3.6	26	5
1969	Mike Garrett	168	732	4.4	34	6	1999	Donnell Bennett	161	627	3.9	44	8
1970	Ed Podolak	168	749	4.5	65	3	2000	Tony Richardson	147	697	4.7	33	3
1971	Ed Podolak	184	708	3.8	25	9	2001*	Priest Holmes	327	1555	4.8	41	8
1972	Ed Podolak	171	615	3.6	28	4	2002	Priest Holmes	313	1615	5.2	56	21
1973	Ed Podolak	210	721	3.4	25	3	2003	Priest Holmes	320	1420	4.4	31	27
1974	Woody Green	135	509	3.8	43	3	2004	Priest Holmes	196	892	4.6	33	14
1975	Woody Green	167	611	3.7	42	5	2005	Larry Johnson	336	1750	5.2	49	20
1976	MacArthur Lane	162	542	3.3	20	5	2006	Larry Johnson	416	1789	4.3	47	17
1977	Ed Podolak	133	550	4.1	41	5	2007	Larry Johnson	158	559	3.5	54	3
1978	Tony Reed	206	1053	5.1	62	6	2008	Larry Johnson	193	874	4.5	65	5
1979	Ted McKnight	153	755	4.9	84	8	2009	Jamaal Charles	190	1120	5.9	76	7
1980	Ted McKnight	206	693	3.4	25	3	2010	Jamaal Charles	230	1467	6.4	80	5
1981	Joe Delaney	234	1121	4.8	82	3	2011	Jackie Battle	149	597	4	34	2
1982	Joe Delaney	95	380	4	36	0	2012	Jamaal Charles	285	1509	5.3	91	5
1983	Billy Jackson	152	499	3.3	19	2	2013	Jamaal Charles	259	1287	5	46	12
1984	Herman Heard	165	684	4.1	69	4	2014	Jamaal Charles	206	1033	6	63t	9
1985	Herman Heard	164	595	3.6	33	4	2015	Charcandrick West	185	721	3.9	38t	5
1986	Mike Pruitt	139	448	3.2	16	2	2016	Spencer Ware	214	921	4.3	46	3
1987	Christian Okoye	157	660	4.2	43	3	2017	Kareem Hunt	272	1327	4.9	69t	8
1988	Christian Okoye	105	473	4.5	48	3	2018	Kareem Hunt	181	824	4.6	45	7
1989*	Christian Okoye	370	1480	4	59	12	2019	Damien Williams	111	498	4.5	91t	5

PASSING

Year	Player	Att.-Comp.	Yds.	Pct.	TD	Int	Rate	Year	Player	Att.-Comp.	Yds.	Pct.	TD	Int	Rate
1960	Cotton Davidson	379-179	2474	.472	15	16	64.5	1990	Steve DeBerg	444-258	3444	.581	23	4	96.3
1961	Cotton Davidson	330-151	2445	.458	17	23	59.3	1991	Steve DeBerg	434-256	2965	.590	17	14	79.3
1962*	Len Dawson	310-189	2759	.610	29	17	98.4	1992	Dave Krieg	413-230	3115	.557	15	12	79.9
1963	Len Dawson	352-190	1389	.540	26	19	77.6	1993	Joe Montana	298-181	2144	.607	13	7	87.4
1964*	Len Dawson	354-199	2879	.562	30	18	89.9	1994	Joe Montana	493-299	3283	.606	16	9	83.6
1965	Len Dawson	305-163	2262	.534	21	14	81.3	1995	Steve Bono	520-293	3121	.563	21	10	79.5
1966*	Len Dawson	284-159	2527	.560	26	10	101.9	1996	Steve Bono	438-235	2572	.537	12	13	68.0
1967	Len Dawson	357-206	2651	.577	24	17	83.5	1997	Elvis Grbac	314-179	1943	.570	11	6	79.1
1968*	Len Dawson	224-131	2109	.585	17	9	98.8	1998	Rich Gannon	352-206	2305	.582	10	6	80.1
1969	Len Dawson	166-98	1323	.590	9	13	70.0	1999	Elvis Grbac	499-294	3389	.589	22	15	81.7
1970	Len Dawson	262-141	1876	.538	13	14	71.3	2000	Elvis Grbac	547-342	4169	.596	28	14	89.9
1971	Len Dawson	301-167	2504	.552	15	13	81.8	2001	Trent Green	523-296	3783	.566	17	24	71.1
1972	Len Dawson	305-175	1835	.574	13	12	73.1	2002	Trent Green	470-287	3690	.611	26	13	92.6
1973	Mike Livingston	145-75	916	.517	6	7	65.2	2003	Trent Green	523-330	4039	.631	24	12	92.6
1974	Len Dawson	235-138	1573	.587	7	13	66.0	2004	Trent Green	556-369	4591	.664	27	17	95.2
1975	Len Dawson	140-93	1095	.664	5	4	89.9	2005	Trent Green	507-317	4014	.625	17	10	90.1
1976	Mike Livingston	338-189	2682	.559	12	13	77.9	2006	Damon Huard	244-148	1878	.607	11	1	98.0
1977	Mike Livingston	282-143	1823	.507	15	9	59.8	2007	Damon Huard	332-206	2257	.620	11	13	76.8
1978	Mike Livingston	290-159	1573	.548	5	13	57.3	2008	Tyler Thigpen	420-230	2608	.548	18	12	76.0
1979	Steve Fuller	270-146	1484	.541	6	14	55.8	2009	Matt Cassel	493-271	2924	.550	16	16	69.9
1980	Steve Fuller	320-193	2250	.603	10	12	76.1	2010	Matt Cassel	450-262	3116	.582	27	7	93.0
1981	Bill Kenney	274-147	1983	.536	9	16	63.8	2011	Matt Cassel	269-160	1713	.595	10	9	76.6
1982	Bill Kenney	169-95	1192	.562	7	6	77.0	2012	Matt Cassel	277-161	1796	.581	6	12	66.7
1983	Bill Kenney	603-346	4348	.574	24	18	80.8	2013	Alex Smith	508-308	3313	.606	23	7	89.1
1984	Bill Kenney	282-151	2098	.535	15	10	80.7	2014	Alex Smith	464-303	3265	.653	18	6	93.4
1985	Bill Kenney	338-181	2536	.536	17	9	83.6	2015	Alex Smith	542-353	3922	.653	20	7	95.4
1986	Bill Kenney	308-161	1922	.523	13	11	70.8	2016	Alex Smith	489-328	3502	.671	15	8	91.2
1987	Bill Kenney	273-154	2107	.564	15	9	85.8	2017	Alex Smith	505-341	4042	.675	26	3	104.7
1988	Steve DeBerg	414-224	2935	.541	16	16	73.5	2018	Patrick Mahomes	383-580	5097	.660	50	12	113.8
1989	Steve DeBerg	324-196	2529	.605	11	16	75.8	2019	Patrick Mahomes	319-484	4031	.659	26	5	105.3

PASS RECEIVING

Year	Player	No.	Yds.	Avg.	LG	TD	Year	Player	No.	Yds.	Avg.	LG	TD
1960	Abner Haynes	55	576	10.5	34	3	1990	Stephone Paige	65	1021	15.7	86	5
1961	Chris Burford	51	850	16.7	54	5	1991	Robb Thomas	43	495	11.5	39	1
1962	Chris Burford	45	645	14.4	49	12	1992	Todd McNair	44	380	8.6	36	1
1963	Chris Burford	68	824	12.1	69	9	1993	Willie Davis	52	909	17.5	66	7
1964	Frank Jackson	62	943	15.2	72	9	1994	Kimble Anders	67	525	7.8	30	1
1965	Chris Burford	47	575	12.2	57	6	1995	Kimble Anders	55	349	6.3	28	1
1966	Otis Taylor	58	1297	22.4	89	8	1996	Kimble Anders	60	529	8.8	45	2
1967	Otis Taylor	59	958	16.2	71	11	1997	Andre Rison	72	1092	15.2	45	7
1968	Mike Garrett	33	359	10.9	43	3	1998	Kimble Anders	64	462	7.2	29	2
1969	Mike Garrett	43	432	10.0	41	2	1999	Tony Gonzalez	76	849	11.2	73	11
1970	Otis Taylor	34	618	18.2	59	3	2000	Tony Gonzalez	93	1203	12.9	39	9
1971	Otis Taylor	57	1110	19.5	82	7	2001	Tony Gonzalez	73	917	12.6	36	6
1972	Otis Taylor	57	821	14.4	44	6	2002	Priest Holmes	70	672	9.6	64	3
1973	Ed Podolak	55	445	8.1	25	0	2003	Priest Holmes	74	690	9.3	36	0
1974	Ed Podolak	43	306	7.1	26	1	2004*	Tony Gonzalez	102	1258	12.3	32	7
1975	Ed Podolak	37	332	9.0	21	2	2005	Tony Gonzalez	78	905	11.6	39	2
1976*	MacArthur Lane	66	686	10.4	44	1	2006	Tony Gonzalez	73	900	12.3	57	5
1977	Walter White	48	674	14.0	48	5	2007	Tony Gonzalez	99	1172	11.8	31	5
1978	Tony Reed	48	483	10.1	44	1	2008	Tony Gonzalez	96	1058	11.0	35	10
1979	Ted McKnight	38	226	6.0	24	0	2009	Dwayne Bowe	47	589	12.5	41	4
1980	Henry Marshall	47	799	17.0	75	6	2010	Dwayne Bowe	72	1162	16.1	75	15
1981	J.T. Smith	63	852	13.5	42	2	2011	Dwayne Bowe	81	1159	14.3	52	5
1982	Henry Marshall	40	549	13.7	44	3	2012	Dwayne Bowe	59	801	13.6	47	3
1983	Carlos Carson	80	1351	16.9	50	7	2013	Jamaal Charles	70	693	9.9	71t	7
1984	Henry Marshall	62	912	14.7	37	4	2014	Travis Kelce	67	862	12.9	34	5
1985	Carlos Carson	47	843	17.9	34	4	2015	Jeremy Maclin	92	1140	12.4	61	8
1986	Stephone Paige	52	829	15.9	51	11	2016	Travis Kelce	85	1125	13.2	80t	4
1987	Carlos Carson	55	1044	19.0	81	7	2017	Tyreek Hill	75	1183	15.3	79t	7
1988	Stephone Paige	61	902	14.8	49	7	2018	Tyreek Hill	87	1479	17.0	75t	12
1989	Stephone Paige	44	759	17.3	50	2	2019	Travis Kelce	97	1229	12.7	47	5

INTERCEPTIONS

Year	Player	No.	Yds.	Avg.	TD	Year	Player	No.	Yds.	Avg.	TD
1960	David Webster	6	156	26.0	2	1989	Albert Lewis	37	9.3	0	
1961	David Webster	5	50	10.0	0	 4				
1962	Bobby Hunt	8	101	12.7	0		Kevin Ross	29	7.3	0	
1963	Bobby Hunt	6	228	38.0	0	 4				
1964	Bobby Hunt	7	133	19.0	1	1990	Kevin Ross	97	19.4	0	
1965	Fred Williamson	7	89	12.7	0	 5				
1966*	Johnny Robinson	10	136	13.6	1	1991	Deron Cherry	31	7.8	0	
	Bobby Hunt	10	113	11.3	0	 4				
1967	Fletcher Smith	6	150	25.0	0	1992	Dale Carter	65	9.3	1	
1968	Johnny Robinson	6	40	6.7	0	 7				
1969*	Emmitt Thomas	9	147	18.4	1	1993	Albert Lewis	61	10.2	0	
1970*	Johnny Robinson	10	155	15.5	0	 6				
1971	Emmitt Thomas	8	145	18.1	1	1994	Charles	49	16.3	0	
1972*	Mike Sensibaugh	8	65	8.1	0		Mincy	3			
1973	Emmitt Thomas	3	65	21.6	0	1995	Dale Carter	45	11.3	0	
	Mike Sensibaugh	3	58	19.3	0	 4				
	Willie Lanier	3	47	16.6	1	1996	Mark Collins	45	7.5	0	
	Jim Kearney	3	30	10.0	0	 6				
1974*	Emmitt Thomas	12	214	18.8	2	1997*	Mark	274	34.3	3	
1975	Emmitt Thomas	6	119	19.8	0		McMillian ...	8			
1976	Kerry Reardon	5	26	5.2	0	1998	James Hasty	42	10.5	0	
1977	Gary Barbaro	8	165	20.6	1	 4				
1978	Tim Gray	6	118	19.7	0	1999	James Hasty	98	14.0	2	
1979	Gary Barbaro	7	142	20.3	1	 7				
1980	Gary Barbaro	10	163	16.3	0	2000	James Hasty	53	13.3	0	
1981	Eric Harris	7	109	15.6	0	 4				
1982	Eric Harris	3	66	22.0	1	2001	Eric Warfield	61	15.3	1	
	Gary Barbaro	3	48	16.0	1	 4				
1983	Deron Cherry	7	100	14.3	0	2002	Greg Wesley	170	28.3	0	
1984	Deron Cherry	7	140	20.0	0	 6				
1985	Albert Lewis	8	59	7.4	0	2003	Greg Wesley	63	10.5	0	
1986*	Deron Cherry	9	150	16.7	0	 6				
1987	Deron Cherry	3	58	19.3	0		Dexter	-3	-0.5	0	
1988	Deron Cherry	7	51	7.3	0		McCleon	6			
						2004	Greg Wesley	92	23.0	0	
						 4				
							Eric Warfield	49	12.3	1	
						 4				
						2005	Greg Wesley	106	17.7	0	
						 6				
						2006	Ty Law	4	11	2.8	0
						2007	Jarrad Page	37	12.3	0	
						 3				
						2008	Jarrad Page	2	0.5	0	
						 4				
						2009	Brandon	38	7.6	0	
							Flowers	5			
						2010	Eric	102	25.5	1	
							Berry4				
						2011	Brandon	95	23.8	1	
							Flowers	4			
							Brandon Carr	17	4.3	0	
						 4				
						2012	Brandon	28	9.3	0	
							Flowers	3			
						2013	Quintin	61	15.3	0	
							Demps	4			
						2014	Kurt Coleman	12	4.0	0	
						 3				
						2015	Marcus	280	31.1	2	
							Peters	9			
						2016	Marcus	63	10.5	0	
							Peters	6			
						2017	Marcus	137	27.4	0	
							Peters	5			
						2018	Steven	53	13.3	0	
							Nelson ...	4			
						2019 Tyrann	70	17.5	0		
						Mathieu	4				
					 4					

SACKS

Year	Player	Sacks/Yds	Year	Player	Sacks/Yds	Year	Player	Sacks/Yds
1974	Marvin Upshaw	9.5/49.0	1993*	Neil Smith	15.0/127.0	2010	Tamba Hali	14.5/91.5
1975	Wilbur Young	9.5/73.0	1994	Neil Smith	11.5/89.0	2011	Tamba Hali	12.0/80.0
1976	Lawrence Estes	5.0/52.0	1995	Neil Smith	12.0/82.0	2012	Justin Houston	10.0/69.0
1977	Wilbur Young	5.5/51.5	1996	Derrick Thomas	13.0/109.0	2013	Justin Houston	11.0/75.0
1978	Art Still	8.5/59.0	1997	Dan Williams	10.5/57.5	2013	Tamba Hali	11.0/78.5
1979	Art Still	8.5/63.5	1998	Derrick Thomas	12.0/79.0	2014	Justin Houston	22.0/60.0
1980	Art Still	4.5/115.0	1999	Derrick Thomas	7.0/65.0	2015	Justin Houston	7.5/54
1981	Ken Kremer	8.0/57.5	2000	Eric Hicks	14.0/73.0	2016	Dee Ford	10.0/53.0
1982	Art Still	4.0/34.0	2001	Duane Clemons	7.0/68.5	2017	Justin Houston	9.5/54.0
1983	Mike Bell	10.0/62.0	2002	Eric Hicks	9.0/69.5	2018	Chris Jones	15.5/122.0
1984	Art Still	14.5/86.0	2003	Vonnie Holliday	5.5/50.0	2019	Chris Jones	9.0/75.0
1985	Bill Maas	7.0/51.0	2004	Jared Allen	9.0/47.0			
1986	Art Still	10.5/77.0	2005	Jared Allen	11.0/65.0			
1987	Mike Bell	6.5/44.0	2006	Tamba Hali	8.0/48.0			
1988	Bill Maas	4.0/34.0	2007*	Jared Allen	15.5/111.0			
1989	Derrick Thomas	10.0/95.5	2008	Tamba Hali	3.0/23.0			
1990	*Derrick Thomas	20.0/150.0	2009	Tamba Hali	8.5/45.5			
1991	Derrick Thomas	13.5/112.0	2010	Tamba Hali	14.5/91.5			
1992	Neil Smith	14.5/114.5						
	Derrick Thomas	14.5/113.0						

Note: Sacks became recognized as an official NFL statistic in 1982. The Chiefs began recording sacks in 1974.

TACKLES

Year	Player	Tackles	Year	Player	Tackles	Year	Player	Tackles
1977	Willie Lanier	132 (88 solo)	1992	Tracy Simien	97 (56 solo)	2007	Napoleon Harris	123 (97 solo)
1978	Gary Spani	144 (102 solo)	1993	Tracy Simien	105 (68 solo)	2008	Bernard Pollard	98 (78 solo)
1979	Gary Spani	157 (115 solo)	1994	Tracy Simien	99 (65 solo)	2009	Demorrio Williams	142 (90 solo)
1980	Gary Spani	149 (96 solo)	1995	Tracy Simien	106 (75 solo)	2010	Derrick Johnson	147 (107 solo)
1981	Gary Spani	153 (104 solo)	1996	Mark Collins	119 (94 solo)	2011	Derrick Johnson	179 (131 solo)
1982	Art Still	68 (44 solo)	1997	Reggie Tongue	142 (91 solo)	2012	Derrick Johnson	125 (110 solo)
1983	Jerry Blanton	136 (83 solo)	1998	Donnie Edwards	151 (97 solo)	2013	Derrick Johnson	107 (95 solo)
1984	Art Still	131 (107 solo)	1999	Donnie Edwards	143 (105 solo)	2014	Josh Mauga	103 (82 solo)
1985	Deron Cherry	134 (85 solo)	2000	Donnie Edwards	151 (119 solo)	2015	Derrick Johnson	126 (100 solo)
1986	Dino Hackett	140 (78 solo)	2001	Donnie Edwards	147 (112 solo)	2016	Derrick Johnson	90 (70 solo)
1987	Dino Hackett	103 (74 solo)	2002	Mike Maslowski	162 (109 solo)	2017	Daniel Sorensen	88 (66 solo)
1988	Deron Cherry	151 (90 solo)	2003	Scott Fujita	151 (110 solo)	2018	Anthony Hitchens	135 (81 solo)
1989	Deron Cherry	87 (45 solo)	2004	Scott Fujita	112 (71 solo)	2019	Anthony Hitchens	88 (51 solo)
1990	Dino Hackett	95 (53 solo)	2005	Kawika Mitchell	135 (100 solo)			
1991	Deron Cherry	116 (59 solo)	2006	Kawika Mitchell	118 (88 solo)			

Note: The Chiefs began recording tackle totals in 1977.

SPECIAL TEAMS TACKLES

Year Player	Tackles
1982 Al Steinfeld	18 (13 solo)
1983 Albert Lewis	27 (23 solo)
1984 Ken Jolly	28 (19 solo)
1985 Walt Arnold	20 (12 solo)
1986 Sherman Cocroft	22 (21 solo)
1987 Tim Cofield	19 (10 solo)
1988 Angelo Snipes	26 (17 solo)
1989 Rob McGovern	24 (18 solo)
1990 Todd McNair	27 (22 solo)
1991 Tim Barnett	15 (12 solo)
1992 Bennie Thompson	27 (20 solo)
1993 Fred Jones	14 (14 solo)
Todd McNair	14 (11 solo)
Bennie Thompson	14 (11 solo)

Year Player	Tackles
1994 Greg Manusky	23 (22 solo)
Monty Grow	23 (21 solo)
1995 Greg Manusky	23 (18 solo)
Tracy Rogers	23 (15 solo)
1996 Greg Manusky	26 (20 solo)
1997 Greg Manusky	25 (20 solo)
1998 Greg Manusky	23 (14 solo)
1999 Greg Manusky	27 (19 solo)
2000 Mike Maslowski	25 (20 solo)
2001 Gary Stills	18 (14 solo)
2002 Gary Stills	34 (25 solo)
2003 Gary Stills	29 (24 solo)
2004 Gary Stills	25 (19 solo)
2005 Rich Scanlon	29 (20 solo)
2006 Kris Griffin	22 (14 solo)

Year Player	Tackles
2007 Nate Harris	20 (10 solo)
2008 Jon McGraw	23 (19 solo)
2009 Jovan Belcher	17 (16 solo)
2010 Terrance Copper	19 (14 solo)
2011 Cory Greenwood	15 (10 solo)
2012 Edgar Jones	7 (7 solo)
2013 Anthony Sherman	11 (10 solo)
2014 Anthony Sherman	13 (13 solo)
2015 Frank Zombo	9 (8 solo)
2016 D.J. Alexander	12 (9 solo)
2017 Eric Murray	6 (5 solo)
Kevin Pierre-Louis	6 (6 solo)
Frank Zombo	6 (6 solo)
2018 Charvarius Ward	12 (9 solo)
2019 Armani Watts	10 (8 solo)

Note: The Chiefs began recording special teams tackle totals in 1982.

PUNTING

Year	Player	No.	Yds.	Avg.	In LG	20	Year	Player	No.	Yds.	Avg.	In LG	20
1960	Cotton	2287	39.4	—	—		1990	Bryan Barker ...	64	2479	38.7	16	56
	Davidson	58					1991	Bryan Barker ...	57	2303	40.4	11	57
1961	Cotton	2479	40.6	—	62		1992	Bryan Barker ...	75	3245	43.3	16	65
	Davidson	61					1993	Bryan Barker ...	76	3240	42.6	19	59
1962	Eddie Wilson	1691	36.0	—	52		1994	Louie Aguiar ...	85	3582	42.1	15	61
	47					1995	Louie Aguiar ...	91	3990	43.8	29	65
1963	Jerrel ..	2628	43.1	—	72		1996	Louie Aguiar ...	88	3667	41.7	25	68
	Wilson61						1997	Louie Aguiar ...	82	3465	42.3	28	65
1964	Jerrel ..	3326	42.6	—	70		1998	Louie Aguiar ...	75	3226	43.0	20	59
	Wilson78						1999	Daniel Pope ...	101	4218	41.8	20	64
1965*	Jerrel ..	3132	45.4	—	64		2000	Todd?Sauerbrun	3656	44.6	28	68	
	Wilson69						82					
1966	Jerrel ..	2715	43.8	—	69		2001	Dan	2976	40.8	27	76	
	Wilson62.						Stryzinski73					
1967	Jerrel ..	1739	42.4	—	59		2002	Dan	2422	37.8	15	56	
	Wilson41.						Stryzinski64					
1968*	Jerrel ..	2841	45.1	—	70		2003	Jason Baker	80	3156	39.5	21	68
	Wilson63						2004	Steve Cheek	42	1643	39.1	8	55
1969	Jerrel ..	3022	44.4	—	62		2005	Dustin	2564	39.4	27	62	
	Wilson68.						Colquitt65					
1970	Jerrel ..	3415	44.9	—	68		2006	Dustin	3145	44.3	23	72	
	Wilson76.						Colquitt71					
1971	Jerrel ..	2864	44.8	—	68		2007	Dustin	4322	45.5	27	81	
	Wilson64.						Colquitt95					
1972*	Jerrel ..	2960	44.8	—	69		2008	Dustin	3110	44.4	27	73	
	Wilson66.						Colquitt70					
1973*	Jerrel ..	3642	45.5	—	68		2009	Dustin	4361	45.4	41	70	
	Wilson80.						Colquitt96					
1974	Jerrel ..	3462	41.7	—	64		2010	Dustin	3908	44.4	33	72	
	Wilson83.						Colquitt88					
1975	Jerrel ..	2233	41.4	—	64		2011	Dustin	4084	45.9	27	68	
	Wilson54.						Colquitt89					
1976	Jerrel ..	2729	42.0	15	62		2012	Dustin	3887	46.8	45	71	
	Wilson65.						Colquitt83					
1977	Jerrel ..	3510	39.4	11	59		2013	Dustin	4005	46.0	35	65	
	Wilson88.						Colquitt87					
1978	Zenon	3247	41.1	18	61		2014	Dustin	3164	44.6	31	69	
	Andrusyshyn						Colquitt71					
	79					2015	Dustin Colquitt ..	3621	44.2	42	62	
1979*	Bob ..	3883	43.6	23	74		82					
	Grupp89						2016	Dustin	3427	45.1	38	64	
1980	Bob	3317	39.5	23	57		Colquitt 76					
	Grupp84						2017	Dustin	2936	45.2	29	77	
1981	Bob	1556	38.0	5	57		Colquitt 65					
	Grupp41						2018	Dustin	2021	44.9	21	67	
1982	Jeff	1366	41.4	6	56		Colquitt 45					
	Gossett33						2019	Dustin	2126	44.3	21	68	
1983	Jim	3710	39.9	21	64		Colquitt 48					
	Arnold93												
1984	Jim ..	4397	44.9	22	63								
	Arnold98												
1985	Jim ..	3827	41.2	15	62								
	Arnold93												
1986	Lewis Colbert	4033	40.7	23	56								
	99											
1987	Kelly Goodburn	2412	40.9	13	55								
	59											
1988	Kelly Goodburn	3059	40.3	10	59								
	76											
1989	Kelly Goodburn	2688	40.1	25	54								
	67											

PUNT RETURNS

Year	Player	No.	Yds.	Avg.	LG	TD
1960	Abner Haynes	14	215	15.4	46	0
1961	Abner Haynes	19	196	10.3	44	0
1962	Frank Jackson	11	117	10.6	29	0
1963	Frank Jackson	11	95	8.6	17	0
1964	Willie Mitchell	18	167	9.3	36	0
1965	Willie Mitchell	19	242	12.7	71	1
1966	Mike Garrett	17	139	8.2	79	1
1967	Noland Smith	26	212	8.2	59	0
1968*	Noland Smith	18	270	15.0	80	1
1969	Noland Smith	9	107	11.9	80	0
1970*	Ed Podolak	23	311	13.5	60	0
1971	Ed Podolak	13	84	6.5	23	0
1972	Larry Marshall	18	103	5.7	29	0
1973	Larry Marshall	29	180	6.2	31	0
1974	Ed Podolak	15	134	8.9	54	0
1975	Charlie Thomas	12	112	9.3	34	0
1976	Larry Brunson	31	387	12.5	48	0
1977	Gary Green	14	115	8.2	18	0
1978	Eddie Payton	32	364	11.4	39	0
1979	J.T. Smith	58	612	10.6	88	2
1980*	J.T. Smith	40	581	14.5	75	2
1981	J.T. Smith	50	528	10.6	62	0
1982	Anthony Hancock	12	103	8.6	30	0
1983	J.T. Smith	26	210	8.1	19	0
1984	J.T. Smith	39	332	8.5	27	0
1985	Garcia Lane	43	381	8.9	57	0
1986	Jeff Smith	29	245	8.4	48	0
1987	Michael Clemons	19	162	8.5	44	0
1988	Kitrick Taylor	29	187	6.4	16	0
1989	Pete Mandley	19	151	7.9	19	0
1990	Naz Worthen	25	180	7.2	37	0

Year	Player	No.	Yds.	Avg.	LG	TD
1991	Troy Stradford	22	150	6.8	18	0
1992	Dale Carter	38	398	10.5	86	2
1993	Dale Carter	27	247	9.1	30	0
1994	Danan Hughes	27	192	7.1	43	0
1995	Tamarick Vanover	51	540	10.6	86	1
1996	Tamarick Vanover	17	116	6.8	24	0
1997	Tamarick Vanover	35	383	10.9	82	1
1998	Tamarick Vanover	27	264	9.8	37	0
1999	Tamarick Vanover	51	627	12.3	80	2
2000	Kevin Lockett	26	208	8.0	26	0
2001	Dante Hall	32	235	7.3	26	0
2002	Dante Hall	29	390	13.4	90	2
2003	Dante Hall	29	472	16.3	93	2
2004	Dante Hall	23	232	10.1	46	0
2005	Dante Hall	42	276	6.6	52	0
2006	Dante Hall	27	240	8.9	60t	1
2007	Eddie Drummond	32	222	6.9	22	0
2008	Kevin Robinson	11	94	8.5	32	0
2009	Bobby Wade	21	160	7.6	18	0
2010	Javier Arenas	39	322	8.3	36	0
2011	Javier Arenas	32	410	12.8	37	0
2012	Javier Arenas	34	297	8.7	27	0
2013	Dexter McCluster	58	686	11.8	89t	2
2014	De'Anthony Thomas	34	405	11.9	81t	1
2015	Jeremy Maclin	51	416	8.2	37	0
2016	Tyreek Hill	39	592	15.2	95t	2
2017	Tyreek Hill	25	204	8.2	82t	1
2018	Tyreek Hill	20	213	10.7	91t	1
2019	Mecole Hardman	18	167	9.3	36	0

KICKOFF RETURNS

Year	Player	No.	Yds.	Avg.	LG	TD	Year	Player	No.	Yds.	Avg.	LG	TD
1960	Abner Haynes	19	434	22.8	82	0	1993	Danan Hughes	266	19.0	30	0	
1961*	Dave Grayson	16	453	28.3	73	0			14				
1962	Dave Grayson	18	535	29.7	59	0	1994	Ron Dickerson	21	472	22.5	62	0
1963	Dave Grayson	20	564	28.2	99	1	1995	Tamarick Vanover	43	1095	25.5	99	2
1964	Dave Grayson	30	679	22.6	80	0	1996*	Tamarick Vanover	33	854	25.9	97	1
1965	Bert Coan	19	479	25.2	52	0	1997	Tamarick Vanover	51	1308	25.6	94	1
1966	Emmitt Thomas	29	673	23.2	63	0	1998	Tamarick Vanover	41	956	23.3	62	0
1967	Noland Smith	41	1148	28.0	106	1	1999	Tamarick Vanover	44	886	20.1	29	0
1968	Noland Smith	23	549	23.9	37	0	2000	Michael Cloud	36	779	21.6	38	0
1969	Warren McVea	13	318	24.5	40	0	2001	Dante Hall	43	969	22.5	71	0
1970	Robert Holmes	19	535	28.2	48	0	2002	Dante Hall	57	1354	23.8	88	1
1971	Kerry Reardon	12	308	25.7	41	0	2003*	Dante Hall	57	1478	25.9	100	2
1972	Larry Marshall	23	651	28.3	48	0	2004	Dante Hall	68	1718	25.3	97	2
1973	Larry Marshall	14	391	27.9	38	0	2005	Dante Hall	65	1560	24.0	96	1
1974	Bill Thomas	25	571	22.8	33	0	2006	Dante Hall	53	1207	22.8	60	0
1975	Reggie Craig	10	247	24.7	63	0	2007	Eddie Drummond	37	785	21.2	39	0
1976	Lawrence Williams	25	688	27.6	64	0	2008	Dantrell Savage	26	633	24.3	59	0
1977	Ted McKnight	12	305	25.4	70	0	2009	Jamaal Charles	36	925	25.7	97	1
1978	Eddie Payton	30	775	25.8	66	0	2010	Dexter McCluster	26	527	20.3	36	0
1979	Horace Belton	22	463	21.0	52	0	2011	Dexter McCluster	25	557	22.3	35	0
1980	Carlos Carson	40	917	22.9	47	0	2012	Shaun Draughn	23	537	23.3	41	0
1981	James Murphy	20	457	22.9	46	0	2013	Quintin Demps	33	992	30.1	95t	1
1982	Anthony Hancock	27	609	22.6	68	0	2014	Knile Davis	29	829	28.6	99t	1
1983	Theotis Brown	15	301	20.1	46	0	2015	Knile Davis	28	799	28.5	106t	1
1984	J.T. Smith	19	391	20.6	39	0	2016	Tyreek Hill	14	384	27.4	86t	1
1985	Jeff Smith	33	654	19.8	39	0	2017	Akeem Hunt	25	611	24.4	42	0
1986	Jeff Smith	29	557	19.2	29	0	2018	Tremon Smith	33	886	26.8	97	0
1987*	Paul Palmer	38	923	24.3	95	2	2019	Mecole Hardman	27	704	26.1	104t	1
1988	Kenny Gamble	15	291	19.4	31	0							
1989	Danny Copeland	26	466	17.9	36	0							
1990	Todd McNair	14	227	16.2	23	0							
1991	Harvey Williams	24	524	21.8	76	0							
1992	Harvey Williams	21	405	19.3	37	0							
..													
..													

LEADING SCORER

Year	Player	TD	PAT	FG	Points
1960	Jack Spikes	5	34	13	103
1961	Jack Spikes	5	10	4	54
1962	Abner Haynes	19	0	0	114
1963	Chris Burford	9	1#	0	56
1964	Tommy Brooker	0	46	8	70
1965	Tommy Brooker	0	37	13	76
1966	Mike Mercer	0	35	20	93
1967	Jan Stenerud	0	45	21	108
1968	Jan Stenerud	0	39	30	129
1969	Jan Stenerud	0	38	27	119
1970	Jan Stenerud	0	26	30	116
1971	Jan Stenerud	0	32	26	110
1972	Jan Stenerud	0	32	21	95
1973	Jan Stenerud	0	21	24	93
1974	Jan Stenerud	0	24	17	75
1975	Jan Stenerud	0	30	22	96
1976	Jan Stenerud	0	27	21	90
1977	Jan Stenerud	0	27	8	51
1978	Jan Stenerud	0	25	20	85
1979	Jan Stenerud	0	23	12	64
1980	Nick Lowery	0	37	20	97
1981	Nick Lowery	0	37	26	115
1982	Nick Lowery	0	17	19	74
1983	Nick Lowery	0	44	24	116
1984	Nick Lowery	0	35	23	104
1985	Nick Lowery	0	35	24	107
1986	Nick Lowery	0	43	19	100
1987	Nick Lowery	0	26	19	83
1988	Nick Lowery	0	23	27	104
1989	Nick Lowery	0	34	24	106
1990*	Nick Lowery	0	37	34	139

Year	Player	TD	PAT	FG	Points
1991	Nick Lowery	35	25	0	110
1992	Nick Lowery	39	22	0	105
1993	Nick Lowery	37	23	0	106
1994	Lin Elliott ...	0	30	25	105
1995	Lin Elliott ...	0	34	24	106
1996	Pete Stoyanovich	34	17	0	85
1997	Pete Stoyanovich	35	26	0	113
1998	Pete Stoyanovich	34	27	0	115
1999	Pete Stoyanovich	45	21	0	108
2000	Todd Peterson	25	15	0	70
2001	Todd Peterson	27	27	0	108
2002*	Priest Holmes	0	0	24	144
2003	Priest Holmes	0	0	27	162
2004	Lawrence Tynes	58	17	0	109
2005	Larry Johnson	0	0	21	126
2006	Larry Johnson	0	0	19	114
2007	Dave Rayner	14	15	0	59
2008	Tony Gonzalez ..	0	0	10	60
2009	Ryan Succop	29	25	0	104
2010	Ryan Succop	42	20	0	102
2011	Ryan Succop	20	24	0	92
2012	Ryan Succop	17	28	0	101
2013	Ryan Succop	52	22	0	118
2014	Cairo Santos	38	25	0	113
2015	Cairo Santos	44	35	0	149
2016	Cairo Santos	36	31	0	129
2017	Harrison Butker	28	38	0	142
2018	Harrison Butker	65	24	0	137
2019	Harrison Butker	45	34	0	147

Year	Player	Rush TD	Rec TD	Ret TD	Points
1960	Abner Haynes	3	0	72	9
1961	Abner Haynes	3	1	78	9
1962	Abner Haynes	6	0	114	13
1963	Chris Burford	9	0	56#	0
1964	Frank Jackson	9	0	54	0
1965	Curtis McClinton	3	0	54	6
1966	Bert Coan	7	2	54	7
	Curtis McClinton	4	5	54	4
1967	Otis Taylor	11	0	72	1
1968	Robert Holmes	0	0	42	7
1969	Mike Garrett	2	0	48	6
1970	Wendell Hayes	0	0	30	5
1971	Ed Podolak	0	0	54	9
1972	Otis Taylor	6	0	36	0
	Ed Podolak	4	2	36	4
1973	Otis Taylor	4	0	24	0
1974	Woody Green	1	0	24	3
1975	Woody Green	1	0	36	5
1976	Walter White	7	0	42	0
1977	Ed Podolak	0	0	30	5
	Walter White	5	0	30	0
1978	Arnold Morgado	0	0	42	7
	Tony Reed	1	0	42	6
1979	Ted McKnight	0	0	48	8
1980	Henry Marshall	6	0	36	0
1981	Billy Jackson	1	0	66	10
1982	Billy Jackson	0	0	18	3
	Henry Marshall	3	0	18	0
1983	Theotis Brown	2	0	60	8
1984	6 Players Tied	-	-	24	-
1985	Stephone Paige	10	0	60	0
1986	Stephone Paige	11	0	66	0
1987	Carlos Carson	7	0	42	0
1988	Stephone Paige	7	0	42	0
1989	Christian Okoye	0	0	72	12
1990	Christian Okoye	0	0	42	7
1991	Christian Okoye	0	0	54	9
1992	Christian Okoye	0	0	36	6

Year	Player	Rush TD	Rec TD	Ret TD	Points
1993*	Marcus Allen	3	0	90	12
1994	Marcus Allen	0	0	44#	7
1995	Marcus Allen	0	0	30	5
	Steve Bono	0	0	30	5
	Willie Davis	5	0	30	0
	Tamarick Vanover	2	3	30	0
1996	Marcus Allen	0	0	54	9
1997	Marcus Allen	0	0	66	11
1998	Bam Morris	0	0	48	8
1999	Tony Gonzalez	11	0	66	0
2000	Derrick Alexander	10	0	60	0
2001	Priest Holmes	2	0	60	8
2002*	Priest Holmes	3	0	144	21
2003*	Priest Holmes	0	0	162	27
2004	Priest Holmes	0	0	90	15
2005	Larry Johnson	1	0	126	21
2006	Larry Johnson	2	0	114	17
2007	Dwayne Bowe	5	0	30	0
	Tony Gonzalez	5	0	30	0
2008	Tony Gonzalez	10	0	60	0
2009	Jamaal Charles	1	1	56#	7
2010	Dwayne Bowe	15	0	90	0
2011	Dwayne Bowe	5	0	30	0
2012	Jamaal Charles	1	0	36	5
2013	Jamaal Charles	7	0	114	12
2014	Jamaal Charles	5	0	84	9
2015	Jeremy Maclin	8	0	48	0
2016	Tyreek Hill	6	0	54	3
2017	Kareem Hunt	3	0	66	8
2018	Kareem Hunt	7	0	84	7
	Tyreek Hill	12	1	84	1
2019	Tyreek Hill	7	0	42	0
	Mecole Hardman	6	1	42	0
	Damien Williams	2	0	42	5

#Includes two-point conversion

NFL RANKING BY YARDAGE

(Compiled Since 1971)

Year	OFFENSE			DEFENSE		
	Total	Rushing	Passing	Total	Rushing	Passing
1971	9	12	7	7	3	24
1972	17	16	18t	15	11	18
1973	20	19	19	7	9	4
1974	16	17	15	25	12	25
1975	15	15	12	25	25	20
1976	7	22	1	27	27	24
1977	16	20	12	28	28	14
1978	15	2	27	20	18	17
1979	27	13	28	12	6	22
1980	28	18†	27	18	21	10
1981	17	3	25	17	3	23
1982	25	21	21	10	19	10
1983	9	28	3	14	20	10
1984	17	27	7	24	16	23
1985	22	28	11	21	20	20
1986	28	27	21	8	11	12
1987	24	19	26	27	27	22
1988	22	22	16	10	28	1
1989	13	4	21	2	12	2
1990	7	10	9	16	12	17
1991	5	3	14	13	18	16
1992	25	23	20	5	15	2
1993	16	20	15	11	9	14
1994	5	11	7	12	16	10
1995	14	1	25	2	3	5
1996	22	4	26	18	13	22
1997	14	5	24	11	7	16
1998	19	23	16	9	18	7
1999	12	4	22	14	11	16
2000	8	25	5	18	17	20
2001	5	6	5	23	27	14
2002	4	3	11	32	24	31
2003	2	15	2	29	30	20
2004	1	5	4	31	12	32
2005	1	4	6	25	7	30
2006	16	9	22	16	18	18
2007	31	32	20	13	28	5
2008	24	16	20	31	30	28
2009	25	11	25	30	31	22
2010	12	1	30	14	14	17
2011	27	15	25	11	26	6
2012	24	5	32	20	27	12
2013	21	10	24t	24	22	25
2014	25	10	29	7	28	2
2015	27	6	30	7	8	9
2016	20	15	19	24	26	18
2017	5	9	7	28	25	29
2018	1	16	3	31	27	31
2019	6	23	5	17	26	8

t-Tied for position

OFFENSE YEAR-BY-YEAR

Year	Total Plays	First Downs	Rush Yards	Pass Yards	Total Yards	Total Points	Year	Total Plays	First Downs	Rush Yards	Pass Yards	Total Yards	Total Points
1960	918	255	1814	2831	4645	362	1990	975	280	1948	3267	5215	369
1961	838	234	2183	2576	4759	334	1991	1021	322	2217	3104	5321	322
1962	840	259	2407	2455	4862	389	1992	907	246	1532	2792	4324	348
1963	872	250	1697	2651	4348	347	1993	970	300	1655	3180	4835	328
1964	871	244	1839	2871	4710	366	1994	1098	322	1732	3960	5692	319
1965	833	228	1736	2554	4290	322	1995	1059	295	2222	3020	5242	358
1966	846	266	2274	2840	5114	448	1996	1045	312	2009	2890	4899	297
1967	872	251	2018	2472	4490	408	1997	1054	315	2171	2893	5064	375
1968	831	223	2227	2276	4503	371	1998	1012	289	1548	3260	4808	327
1969	899	258	2220	2387	4607	359	1999	1049	282	2082	3239	5321	390
1970	770	183	1858	1719	3577	272	2000	999	321	1465	4149	5614	355
1971	836	240	1843	2347	4190	302	2001	1015	324	2008	3665	5673	320
1972	894	245	1915	2041	3956	287	2002	965	343	2378	3622	6000	467
1973	863	208	1793	1743	3536	231	2003	1003	348	1929	3981	5910	484
1974	901	224	1720	2108	3828	233	2004	1089	398	2289	4406	6695	483
1975	933	261	1847	2360	4207	282	2005	1059	347	2382	3810	6192	403
1976	959	275	1873	2929	4804	290	2006	1004	310	2143	3000	5143	331
1977	878	228	1843	2093	3936	225	2007	1001	255	1248	3181	4429	226
1978	1054	287	2986	1834	4820	243	2008	957	273	1810	3129	4939	291
1979	972	241	2316	1660	3976	238	2009	1019	256	1929	2922	4851	294
1980	1009	270	1873	2448	4321	319	2010	1063	319	2627	2968	5595	366
1981	1057	315	2633	2640	5273	343	2011	1021	277	1893	3080	4973	212
1982*	573	163	943	1555	2498	176	2012	1015	286	2395	2713	5108	211
1983	1074	314	1254	4341	5595	386	2013	1029	323	2056	3340	5396	430
1984	1034	295	1527	3568	5095	314	2014	962	309	1918	3182	5100	353
1985	982	258	1486	3391	4877	317	2015	955	303	2044	3255	5299	405
1986	1003	264	1468	2750	4218	358	2016	990	305	1748	3740	5488	328
1987#	899	265	1799	2619	4418	273	2017	935	322	1905	4104	6007	415
1988	1019	289	1713	3131	4844	254	2018	996	384	1855	4955	6801	565
1989	1017	304	2227	3038	5265	318	2019	976	350	1569	4498	6067	451

Bold Denotes Club Record *Italics Denotes NFL Record* Yardages Net *Nine Games #15 Games

DEFENSE YEAR-BY-YEAR

Year	Total Plays	First Downs	Rush Yards	Pass Yards	Total Yards	Total Points	Year	Total Plays	First Downs	Rush Yards	Pass Yards	Total Yards	Total Points
1960	924	253	980	3002	3982	253	1990	945	268	1640	3241	4881	257
1961	844	248	1525	3077	4602	343	1991	927	275	1770	3228	4998	252
1962	848	239	1250	2701	3951	233	1992	949	256	1767	2537	4324	282
1963	856	228	1558	2629	4187	263	1993	1013	300	1620	3151	4771	291
1964	856	204	1315	2620	3935	306	1994	989	289	1734	3266	5000	298
1965	847	200	1366	2457	3749	285	1995	1047	289	1327	3222	4549	241
1966	873	222	1356	2614	3970	276	1996	1008	296	1666	3538	5204	300
1967	843	221	1408	2536	3944	254	1997	974	278	1621	3259	4880	232
1968	900	215	1266	2823	4089	170	1998	1010	321	1869	2985	4854	363
1969	808	181	1091	2072	3163	177	1999	1033	281	1557	3482	5039	322
1970	851	226	1657	2010	3667	244	2000	1041	330	1809	3417	5280	354
1971	813	223	1337	2506	3770	208	2001	1003	296	2140	3164	5304	344
1972	853	227	1805	2222	4027	254	2002	1081	367	2067	4181	6248	399
1973	856	209	1956	1619	3575	192	2003	1054	322	2344	3363	5707	332
1974	936	267	1801	2663	4464	293	2004	960	327	1834	4203	6037	435
1975	915	289	2712	2512	5224	341	2005	971	292	1570	3679	5249	325
1976	899	309	2861	2496	5359	376	2006	999	298	1928	3334	5262	315
1977	992	304	2971	2022	4993	349	2007	980	278	2089	3022	5111	335
1978	995	284	2389	2582	4971	327	2008	1041	344	2543	3748	6291	440
1979	1088	297	1847	3124	4971	262	2009	1062	318	2504	3707	6211	424
1980	1096	328	2206	3109	5315	336	2010	1028	293	1764	3519	5283	326
1981	1102	316	1747	3626	5373	290	2011	991	291	2112	3221	5333	338
1982*	556	170	1066	1667	2733	184	2012	973	301	2171	3533	5704	425
1983	1089	319	2275	3111	5386	367	2013	1067	303	1923	3962	5885	305
1984	1159	335	1982	3645	5625	324	2014	1024	310	2036	3252	5288	281
1985	1126	336	2169	3489	5658	360	2015	1037	313	1571	3698	5269	287
1986	1098	310	1739	3195	4934	326	2016	1063	342	1938	3958	5896	304
1987#	1045	344	2333	3306	5639	388	2017	1044	352	1890	3952	5842	339
1988	1042	318	2592	2434	5026	320	2018	1109	419	2114	4374	6488	421
1989	952	253	1766	2527	4293	253	2019	1043	344	2051	3543	5594	308

Bold Denotes Club Record *Italics Denotes NFL Record* Yardages Net *Nine Games #15 Games

TURNOVERS YEAR-BY-YEAR

Year	TAKEAWAYS			GIVEAWAYS			
	INTs	FUMBLES	TOTAL	INTs	FUMBLES	TOTAL	RATIO
1960	27	16	43	19	18	37	+6
1961	20	18	38	18	18	37	+2
1962	32	17	49	17	14	31	+18
1963	26	19	45	22	16	38	+7
1964	28	19	47	21	19	40	+7
1965	20	13	33	20	21	41	-8
1966	33	8	41	15	16	31	+10
1967	31	11	42	19	8	27	+15
1968	37	12	49	11	16	27	+22
1969	32	15	47	20	19	39	+8
1970	31	12	43	16	15	31	+12
1971	27	7	34	13	13	26	+8
1972	24	19	43	20	12	32	+11
1973	21	18	39	13	18	31	+8
1974	28	16	44	25	13	38	+6
1975	20	22	42	15	18	33	+9
1976	23	20	43	17	16	33	+10
1977	21	23	44	26	21	47	-3
1978	21	14	35	16	18	34	+1
1979	23	14	37	18	18	36	+1
1980	28	15	43	14	16	30	+13
1981	26	21	47	22	24	46	+1
1982*	12	10	22	8	4	12	+10
1983	30	21	51	19	19	38	+13
1984	30	11	41	22	15	37	+5
1985	27	14	41	23	11	34	+7
1986	31	18	49	18	17	35	+14
1987#	11	17	28	17	24	41	-13
1988	18	13	31	21	12	33	-2
1989	15	18	33	23	18	41	-8
1990	20	25†	45†	5†	14	19	+26†
1991	15	18	33	14	8†	22	+11
1992	24	15	39	12	9	21	+18†
1993	21	17	38	10	18	28	+10
1994	12	26†	38	14	12	26	+12
1995	16	17	33	10	11	21	+12†
1996	17	10	27	14	10	24	+3
1997	21	13	34	10	10	20	+14
1998	13	20	33	18	14	32	+1
1999	25	20	45	15	9	24	+21†
2000	15	14	29	15	11	26	+3
2001	13	13	26	24	9	33	-7
2002	18	13	31	13	2	15	+16
2003	25	12	37	12	6	19	+19†
2004	13	8	21	17	10	27	-6
2005	16	15	31	10	13	23	+8
2006	15	15	30	12	14	26	+4
2007	14	8	22	20	13	33	-11
2008	13	16	29	16	8	24	+5
2009	15	13	28	17	10	27	+1
2010	14	9	23	8	6	14	+9
2011	20	6	26	28	18	10	-2
2012	7	6	13	20	17	37	-24
2013	21	15	36	8	10	18	+18
2014	6	8	14	6	11	17	-3
2015	26	8	34	8	9	17	+17
2016	18	15	33	8	8	17	+16
2017	16	10	26	8	3	11	+15
2018	15	12	27	12	6	18	+9
2019	16	7	23	5	10	15	+8

Bold Denotes Club Record †Denotes NFL Season
 Leader * Nine Games #15 Games

Note: Chiefs six straight years (1990-95) with a +10 turnover ratio is an NFL record.

CAREER LEADERS

GAMES PLAYED

(Includes all players with 100 games played)

Player	Games Played	Player	Games Played
1. Dustin Colquitt (2005-19)	238	Art Still (1978-87)	136
2. Will Shields (1993-06)	224	Jonathan Hayes (1985-93)	136
3. Nick Lowery (1980-93)	212	38. Mike Bell (1979-85, '87-91)	135
4. Jerrel Wilson (1963-77)	203	39. Otis Taylor (1965-75)	130
5. Tony Gonzalez (1997-08)	190	40. Jerome Woods (1996-05)	128
6. Jan Stenerud (1967-79)	186	Eric Hicks (1998-06)	128
7. Len Dawson (1962-75)	183	42. E.J. Holub (1961-70)	127
8. Buck Buchanan (1963-75)	182	43. Matt Herkenhoff (1976-85)	125
9. Derrick Johnson (2005-17)	182	Stephone Paige (1983-91)	125
10. Emmitt Thomas (1966-78)	181	Dan Saleaumua (1989-96)	125
11. Jim Tyrer (1961-73)	180	46. Gary Spani (1978-86)	124
12. John Alt (1984-96)	179	Kimble Anders (1991-00)	124
13. Jack Rudnay (1970-82)	178	48. John Browning (1996-05)	121
14. Ed Budde (1963-76)	177	49. Carlos Carson (1980-89)	120
Tamba Hali (2006-17)	177	50. Charlie Getty (1974-82)	119
16. Derrick Thomas (1989-99)	169	Jason Dunn (2000-07)	119
Tim Grunhard (1990-00)	169	52. Fred Arbanas (1962-70)	118
18. Bobby Bell (1963-74)	169	Dave Lindstrom (1978-85)	118
19. Henry Marshall (1976-87)	165	Greg Wesley (2000-07)	118
20. Johnny Robinson (1960-71)	164	55. Donnie Edwards (1996-01, 2007-08)	117
21. Tony Richardson (1995-05)	163	56. Bill Maas (1984-92)	116
Brian Waters (2000-10)	163	57. Jim Kearney (1967-75)	115
23. Kevin Ross (1984-93, '97)	156	Eric Warfield (1998-05)	115
24. Jim Lynch (1967-77)	151	59. Anthony Sherman (2013-19)	112
25. Dave Hill (1963-74)	150	60. Sherrill Headrick (1960-67)	108
Albert Lewis (1983-93)	150	61. Curtis McClinton (1962-69)	107
27. Willie Lanier (1967-77)	149	Ed Beckman (1977-84)	107
28. Deron Cherry (1981-91)	148	63. Bill Kenney (1980-88)	106
29. Tom Condon (1974-84)	147	Kendall Gammon (2000-06)	106
30. Lloyd Burruss (1981-91)	145	65. Ed Podolak (1969-77)	104
31. Casey Wiegmann (2001-07, 2010-11)	143	Dale Carter (1992-98)	104
Jerry Mays (1961-70)	140	67. Chris Burford (1960-67)	103
33. Rich Baldinger (1983-92)	139	Leonard Griffin (1986-93)	103
Dave Lutz (1983-92)	139	69. Justin Houston (2011-18)	102
35. Neil Smith (1988-96)	138	70. Gary Barbaro (1976-82)	101
		71. Whitney Paul (1976-81, '86)	100
		Gary Green (1977-83)	100

GAMES STARTED

(Includes all players with 100 games started, compiled since 1968)

Player	Games Started
1. Will Shields (1993-06)	223
2. Tony Gonzalez (1997-08)	174
3. Jack Rudnay (1970-82)	171
4. Derrick Johnson (2005-17)	169
5. Tim Grunhard (1990-00)	164
6. Len Dawson (1962-75)	158*
7. Derrick Thomas (1989-99)	157
Tamba Hali (2006-17)	157
9. John Alt (1984-96)	149
Brian Waters (2000-10)	149
11. Emmitt Thomas (1966-78)	148**
12. Kevin Ross (1984-93, '97)	144
13. Casey Wiegmann (2001-07, 2010-11)	143
14. Willie Lanier (1967-77)	137**
Jim Lynch (1967-77)	137**
16. Dave Szott (1990-00)	136
17. Henry Marshall (1976-87)	135
18. Art Still (1978-81)	133
19. Albert Lewis (1983-93)	128
20. Neil Smith (1988-96)	127
21. Deron Cherry (1981-91)	124

Player	Games Started
22. Dave Lutz (1983-92)	123
23. Willie Lanier (1967-77)	122
Matt Herkenhoff (1976-85)	122
25. Tom Condon (1974-84)	119
26. Dan Saleaumua (1989-96)	117
27. Jim Kearney (1967-75)	112**
28. Bill Maas (1984-91)	111
Dwayne Bowe (2007-14)	111
30. Buck Buchanan (1963-75)	109**
31. Gary Spani (1978-86)	108
32. Jerome Woods (1996-05)	105
33. Charlie Getty (1974-82)	104
Eric Hicks (1998-06)	104
36. Lloyd Burruss (1981-91)	103
Rich Baldinger (1983-92)	103
Greg Wesley (2000-07)	103
39. Gary Barbaro (1976-82)	101
40. Donnie Edwards (1996-01, 2007-08)	100
Mike Bell (1979-85, '87-91)	100

* Includes all of Dawson's starts dating back to '62. ** Does not include starts prior to '68.

RUSHING

(Includes all players with 1,000 rushing yards)

		No.	Yds.	Avg.	TD
1.	Jamaal Charles (2008-15)	1320	7220	5.5	42
2.	Priest Holmes (2001-07)	1321	6070	4.6	76
3.	Larry Johnson (2003-09)	1375	6015	4.4	55
4.	Christian Okoye (1987-92)	1246	4857	3.9	40
5.	Ed Podolak (1969-77)	1157	4451	3.8	34
6.	Abner Haynes (1960-64)	792	3837	4.8	39
7.	Marcus Allen (1993-97)	932	3698	4.0	44
8.	Mike Garrett (1966-70)	736	3246	4.4	23
9.	Curtis McClinton (1962-69)	762	3124	4.1	18
10.	Herman Heard (1984-89)	651	2694	4.1	13
11.	Wendell Hayes (1968-74)	668	2560	3.8	18
12.	Greg Hill (1994-97)	588	2436	4.1	6
13.	Ted McKnight (1977-81)	528	2344	4.4	22
14.	Barry Word (1990-92)	527	2306	4.4	12
15.	Kimble Anders (1991-00)	490	2261	4.6	9
16.	Tony Reed (1977-80)	513	2184	4.3	8
17.	Kareem Hunt (2017-18)	453	2151	4.7	15
18.	Donnell Bennett (1994-00)	519	1902	3.7	17
19.	Robert Holmes (1968-71)	390	1689	4.3	12
20.	Alex Smith (2013-17)	317	1672	5.3	10
21.	Tony Richardson (1995-05)	395	1576	4.0	15
22.	Spencer Ware (2015-18)	337	1570	4.7	11
23.	Joe Delaney (1981-82)	321	1501	4.6	3
24.	Woody Green (1974-76)	375	1442	3.8	11
25.	Jack Spikes (1960-64)	329	1392	4.2	12
26.	Billy Jackson (1981-84)	399	1365	3.4	16
27.	Len Dawson (1962-75)	283	1253	4.4	9
28.	Bert Coan (1963-68)	273	1249	4.6	15
29.	MacArthur Lane (1975-78)	318	1209	3.8	8
30.	Mack Lee Hill (1964-65)	230	1203	5.2	6
31.	Warren McVea (1969-73)	239	1053	4.4	10
32.	James Hadnot (1980-83)	266	1029	3.9	5

RECEPTIONS

(Includes all players with 100 receptions)

	Player	No.	Yds.	Avg.	TD
1.	Tony Gonzalez (1997-08) ...	916	10,940	11.9	76
2.	Dwayne Bowe (2007-14)	532	7,155	13.4	44
3.	Travis Kelce ...		6,465	12.8	37
	(2013-19) 507				
3.	Henry Marshall ..		6,545	15.7	33
	(1976-87)416				
4.	Otis Taylor (1965-75)	410	7,306	17.8	57
6.	Chris Burford (1960-67)	391	5,525	14.1	55
7.	Stephone Paige ..		6,341	16.8	49
	(1983-91)377				
8.	Kimble Anders (1991-00) ...	369	2,829	7.7	9
9.	Carlos Carson (1980-89)	351	6,360	18.1	33
10.	Eddie Kennison ..		5,230	16.3	25
	(2001-07)321				
11.	Ed Podolak (1969-77)	288	2,456	8.5	6
12.	Jamaal Charles (2008-15) ...	283	2,443	8.6	20
13.	Tyreek Hill (2016-19)	281	4,115	14.6	32
14.	Priest Holmes (2001-07)	251	2,377	9.5	7
15.	Derrick Alexander ..		3,685	17.3	19
	(1998-01)213				
16.	Fred Arbanas (1962-70)	198	3,101	15.7	34
17.	Abner Haynes (1960-65)	197	2,709	13.8	17
18.	Todd McNair (1989-93, ..		1,856	10.0	6
	'96)186				
19.	J.J. Birden (1990-94)	183	2,819	15.4	7
20.	Willie Davis (1991-95)	172	3,014	17.5	20
	Dexter McCluster ..		1,500	8.7	5
	(2010-13)172				
22.	Tony Richardson ..		1,230	7.3	8
	(1995-05)168				
23.	J.T. Smith (1978-84)	167	2,273	13.6	8
24.	Walter White (1975-79)	163	2,396	14.7	16
	Frank Jackson (1961-65)	163	2,516	15.4	21
26.	Curtis McClinton ..		1,945	12.6	14
	(1960-69)154				
27.	Larry Johnson (2003-09)	151	1,369	9.1	6
28.	Emile Harry (1986-92)	149	1,999	13.4	9
29.	Dante Hall (2000-06)	145	1,615	11.1	9
30.	Marcus Allen (1993-97)	141	1,153	8.2	3
	Mike Garrett (1966-70)	141	1,231	8.7	7
32.	Tony Reed (1977-80)	138	1,382	10.0	2
33.	Jonathon Hayes ..		1,541	11.4	12
	(1985-93)135				
34.	Johnnie Morton ..		1,932	14.4	8
	(2002-04)134				
35.	Andre Rison (1997-99)	133	1,852	13.9	12
36.	Herman Heard (1984-89) ...	132	1,125	8.5	3
37.	MacArthur Lane ..		1,207	9.3	1
	(1975-78)130				
38.	Albert Wilson (2014-17)	124	1,544	12.5	7
39.	Keith Cash (1992-96)	111	1,046	9.4	9
40.	Samie Parker (2004-07)	110	1,529	13.9	7
41.	Chris Conley (2016-18)	1,238	11.9	6	
	104			
42.	Lake Dawson (1994-97)	103	1,406	13.7	10

RECEIVING YARDS

(Includes all players with 1,000 receiving yards)

	Player	Yds. No.	Avg. TD
1.	Tony Gonzalez (1997-08)	916	11.9 76
 10,940		
2.	Otis Taylor ..	410	17.8 57
	(1965-75)7,306		
3.	Dwayne Bowe (2007-14)	532	13.4 44
 7,155		
4.	Henry Marshall	416	15.7 33
	(1976-87) 6,545		
5.	Travis Kelce (2013-19)	507	12.8 37
 6,465		
6.	Carlos Carson (1980-89)	351	18.1 33
 6,360		
7.	Stephone Paige	377	16.8 49
	(1983-91) 6,341		
8.	Chris Burford (1960-67)	391	14.1 55
 5,505		
9.	Eddie Kennison	321	16.3 25
	(2001-07) 5,230		
10.	Tyreek Hill (2016-19)	281	14.6 32
 4,115		
11.	Derrick Alexander	213	17.3 19
	(1998-01) 3,685		
12.	Fred Arbanas (1962-70)	198	15.7 34
 3,101		
13.	Willie Davis ..	172	17.5 20
	(1991-95)3,014		
14.	Kimble Anders (1991-00)	369	7.7 9
 2,829		
15.	J.J. Birden ..	183	15.4 14
	(1990-94)2,819		
16.	Abner Haynes (1960-65)	197	13.8 17
 2,709		
17.	Frank Jackson (1961-65)	163	15.4 21
 2,516		
18.	Ed Podolak ..	288	8.5 6
	(1969-77)2,456		
19.	Jamaal Charles	283	8.6 20
	(2008-15) 2,443		
20.	Walter White (1975-79)	163	14.7 16
 2,396		
21.	Priest Holmes (2000-07)	251	9.5 7
 2,377		
22.	J.T. Smith ..	167	3.6 8
	(1978-84)2,273		
23.	Emile Harry (1986-92)	149	13.4 9
 1,999		
24.	Curtis McClinton	154	12.6 14
	(1962-69) 1,945		
25.	Johnnie Morton	134	14.4 8
	(2002-04) 1,932		
26.	Todd McNair (1989-93,	186	10.0 6
	'96) 1,856		
27.	Andre Rison (1997-99)	133	13.4 12
 1,852		
28.	Larry Brunson (1974-77)	98	17.6 5
 1,723		
29.	Jeremy Maclin (2015-16)	131	12.4 10
 1,624		
30.	Dante Hall ..	145	11.1 9
	(2000-06)1,615		
31.	Albert Wilson (2016-17)	124	12.5 7
 1,544		
32.	Jonathan Hayes	135	11.4 12
	(1985-93) 1,541		
33.	Dexter McCluster	172	8.7 5
	(2010-13) 1,500		

34.	Samie Parker (2004-07)	110	13.9	7
	1,529		
35.	Frank Pitts ..	78	18.6	11
	(1965-70)	1,450		
36.	Lake Dawson (1994-97)	103	13.7	10
	1,406		
37.	Tony Reed ..	138	10.0	2
	(1977-80)	1,382		
38.	Larry Johnson (2003-09)	151	9.1	6
	1,369		
39.	Gloster Richardson	62	21.9	12
	(1967-70)	1,358		
40.	Tony Richardson	177	7.3	9
	(1995-05)	1,298		
41.	Anthony ..	73	17.3	5
	Hancock	1,266		
42.	Mike Garrett (1966-70)	141	8.7	7
	1,231		
43.	Johnny Robinson	77	15.9	9
	(1960-71)	1,228		
44.	MacArthur Lane	130	9.3	1
	(1975-78)	1,207		
45.	Tim Barnett (1991-93)	82	14.5	10
	1,188		
46.	Chris Conley	104	11.9	6
	(2016-18)	1,238		
47.	Kevin Lockett (1997-00)	87	13.4	4
	1,164		
48.	Sammy Watkins	92	13.0	6
	(2018-19) ...	1,1		
	92			
49.	Marcus Allen (1993-97)	141	8.2	3
	1,153		
50.	Herman Heard (1984-89)	132	8.5	3
	1,125		
51.	Robb Thomas (1989-91)	92	11.9	7
	1,098		
52.	Elmo Wright (1971-74)	66	16.2	6
	1,070		
53.	Keith Cash ..	111	9.4	9
	(1992-96)	1,046		
54.	Tony Moeaki (2010-13)	80	12.6	4
	1,009		

PASSING

(Includes all players with 4,000 passing yards)

	Player	Att.	Comp.	Yds.	Pct.	TD	INT
1.	Len Dawson (1962-75)	3696	2115	28,507	.572	237	178
2.	Trent Green (2001-06)	2777	1720	21,459	.619	118	85
3.	Alex Smith (2013-17)	2436	1587	17,608	.651	102	33
4.	Bill Kenney (1979-88)	2430	1330	17,277	.547	105	86
5.	Steve DeBerg (1988-91)	1616	934	11,873	.578	67	50
6.	Mike Livingston (1968-79)	1751	912	11,295	.521	56	83
7.	Elvis Grbac (1997-00)	1548	897	10,643	.579	66	47
8.	Matt Cassel (2009-12)	1489	854	9,549	.574	59	44
9.	Patrick Mahomes (2017-19)	1,099	724	9,412	.659	76	18
10.	Steve Bono (1994-96)	1075	594	6,489	.553	37	27
11.	Joe Montana (1993-94)	737	480	5,427	.651	29	16
12.	Steve Fuller (1979-82)	817	465	5,333	.569	22	32
13.	Cotton Davidson (1960-61)	709	330	4,919	.465	32	39
14.	Damon Huard (2004-08)	657	404	4,612	.615	24	18
15.	Todd Blackledge (1983-87)	742	364	4,510	.491	26	32
16.	Dave Krieg (1992-93)	602	335	4,353	.556	22	15

SCORING

(Includes all players with 100 total points)

	Player	TD	FG	PAT	Total
1.	Nick Lowery (1980-93)	0	329	479	1,466
2.	Jan Stenerud (1967-79)	0	279	394	1,231
3.	Ryan Succop (2009-13)	0	118	157	511
4.	Priest Holmes (2001-07)	83	0	0	*500
5.	Tony Gonzalez (1997-08)	76	0	0	*460
6.	Pete Stoyanovich (1996-00)	0	93	163	442
7.	Harrison Butker (2017-19)	0	96	138	426
8.	Cairo Santos (2014-17)	0	89	130	392
9.	Jamaal Charles (2008-15)	63	0	0	378
10.	Larry Johnson (2003-09)	61	0	0	366
11.	Otis Taylor (1965-75)	60	0	0	360
12.	Abner Haynes (1960-64)	58	0	0	348
13.	Lawrence Tynes (2004-06)	0	68	137	341
14.	Chris Burford (1960-67)	55	0	0	*332
15.	Stephone Paige (1983-91)	49	0	0	294
16.	Tommy Brooker (1962-66)	3	41	149	290
17.	Marcus Allen (1993-97)	47	0	0	282
18.	Dwayne Bowe (2007-14)	44	0	0	264
19.	Tyreek Hill (2016-19)	41	0	0	246
20.	Ed Podolak (1969-77)	40	0	0	240
	Christian Okoye (1987-92)	40	0	0	240
22.	Travis Kelce (2013-19)	38	0	0	228
23.	Morten Andersen (2002-03)	0	38	109	223
24.	Jack Spikes (1960-64)	14	19	69	*212
25.	Lin Elliott (1994-95)	0	49	64	211
26.	Henry Marshall (1976-86)	35	0	0	210
27.	Fred Arbanas (1962-70)	34	0	0	204
28.	Carlos Carson (1980-89)	33	0	0	198
29.	Curtis McClinton (1962-69)	32	0	0	*196
30.	Mike Garrett (1966-70)	32	0	0	192
31.	Todd Peterson (2000-01)	0	42	52	178
	Frank Jackson (1961-65)	28	0	0	168
33.	Eddie Kennison (2001-07)	25	0	0	*154
34.	Kareem Hunt (2017-18)	25	0	0	150
	Tony Richardson (1995-05)	24	0	0	144
36.	Wendell Hayes (1968-74)	23	0	0	138
	Ted McKnight (1977-81)	23	0	0	138
38.	Willie Davis (1991-95)	20	0	0	*122
39.	Derrick Alexander (1998-01)	20	0	0	120
	Dante Hall (2000-06)	20	0	0	120
41.	Bert Coan (1963-68)	19	0	0	114
42.	Kimble Anders (1991-00)	18	0	0	108
	Donnell Bennett (1994-00)	18	0	0	108
	Billy Jackson (1981-84)	18	0	0	108
	Johnny Robinson (1960-71)	18	0	0	108

*Includes two-point conversions

TOUCHDOWNS

(Includes all players with 20 total touchdowns)

	Player	Rec.	Rush.	Return	Total
1.	Priest Holmes (2001-07)	7	76	0	83
2.	Tony Gonzalez (1997-08)	76	0	0	76
3.	Jamaal Charles (2008-14)	20	42	1	63
4.	Larry Johnson (2003-09)	6	55	0	61
5.	Otis Taylor (1965-75)	57	3	0	60
6.	Abner Haynes (1960-64)	17	39	2	58
7.	Chris Burford (1960-67)	55	0	0	55
8.	Stephone Paige (1983-91)	49	0	0	49
9.	Marcus Allen (1993-97)	3	44	0	47
10.	Dwayne Bowe (2007-14)	44	0	0	44
11.	Tyreek Hill (2016-19)	32	4	5	41
12.	Ed Podolak (1969-77)	6	34	0	40
	Christian Okoye (1987-92)	0	40	0	40
14.	Travis Kelce (2013-19)	37	1	0	38
15.	Henry Marshall (1976-86)	33	2	0	35
16.	Fred Arbanas (1962-70)	34	0	0	34
17.	Carlos Carson (1980-89)	33	0	0	33
18.	Curtis McClinton (1962-69)	14	18	0	32
	Mike Garrett (1966-70)	7	24	1	32
20.	Frank Jackson (1961-65)	21	7	0	28
21.	Eddie Kennison (2001-07)	25	0	0	25
	Kareem Hunt (2017-18)	10	15	0	25
	Tony Richardson (1995-05)	9	15	0	24
24.	Wendell Hayes (1968-74)	5	18	0	23
	Ted McKnight (1977-81)	1	22	0	23
26.	Willie Davis (1991-95)	20	0	0	20
	Derrick Alexander (1998-01)	19	1	0	20
	Dante Hall (2000-06)	9	0	11	20

INTERCEPTIONS

(Includes all players with 15 interceptions)

	Player	No.	Yds.	Avg.	TD
1.	Emmitt Thomas (1966-78)	58	938	16.2	5
2.	Johnny Robinson (1960-71)	57	741	13.0	1
3.	Deron Cherry (1981-91)	50	688	13.8	1
4.	Gary Barbaro (1976-82)	39	771	19.8	3
5.	Albert Lewis (1983-93)	38	329	8.7	0
6.	Bobby Hunt (1962-67)	37	674	18.2	2
7.	Kevin Ross (1984-93, '97)	30	561	18.7	2
8.	Greg Wesley (2000-07)	29	542	18.7	0
9.	Willie Lanier (1967-77)	27	440	16.3	2
10.	Bobby Bell (1963-74)	26	479	18.4	6
11.	Gary Green (1977-83)	24	330	13.8	1
12.	Jim Kearney (1967-75)	23	462	20.0	5
13.	Lloyd Burruss (1981-91)	22	509	23.1	4
14.	Dale Carter (1992-98)	21	183	18.7	1
	James Hasty (1995-00)	21	304	14.5	1
16.	Duane Wood (1960-64)	20	247	13.4	1
	Mike Sensibaugh (1971-75)	20	331	16.6	0
	Eric Warfield (1998-05)	20	236	11.8	3
19.	Dave Grayson (1961-64)	19	309	16.3	1
	Marcus Peters (2015-17)	19	480	25.3	2
21.	Jim Lynch (1967-77)	17	191	11.2	1
	Eric Harris (1980-82)	17	229	13.5	1
	Brandon Flowers (2008-13)	17	344	20.2	3
24.	Willie Mitchell (1964-70)	16	302	18.9	3
25.	Jerome Woods (1996-05)	15	282	18.8	2

SACKS

(Includes all players with 20.0 sacks)

1. 126.5 Derrick Thomas 1989-99	11.	33.0	Chris Jones 2016-19
2. 89.5 Tamba Hali 2006-17	12.	30.5	Dee Ford 2014-18
3. 86.5 Neil Smith 1988-96	13.	29.0	Dan Saleaumua 1989-86
4. 78.5 Justin Houston 2011-18	14.	27.5	John Browning 1996-05
5. 51.0 Mike Bell 1979-85, '87-91		27.5	Derrick Johnson 2005-17
6. 48.5 Art Still 1978-87	16.	24.0	Whitney Paul 1976-81, '86
7. 44.5 Eric Hicks 1998-06	17.	23.5	Joe Phillips 1992-97
8. 43.0 Jared Allen 2004-07			
9. 40.0 Bill Maas 1984-92			
10. 35.0 Wilbur Young 1973-77			

Note: Sacks became recognized as an official statistic in 1982. The Chiefs began recording sacks in 1973.

TACKLES

(Includes all players with 500 tackles)

1. 1,262 Derrick Johnson 2005-17	8. 728 Derrick Thomas 1989-99	14. 574 Eric Hicks 1998-06
2. 999 Gary Spani 1978-86	9. 720 Jerome Woods 1996-05	15. 555 Albert Lewis 1983-93
3. 992 Art Still 1978-87	10. 701 Greg Wesley 2000-07	16. 546 Neil Smith 1988-96
4. 934 Derrick Johnson 2005-17	11. 628 Lloyd Burruss 1981-91	17. 537 Marcus Patton 1999-02
5. 927 Deron Cherry 1981-91	12. 625 Dino Hackett 1986-92	
6. 883 Donnie '96-01, '07-08 Edwards	13. 595 Tracy Simien 1991-97	
7. 827 Kevin Ross 1984-93, '97		

Note: The Chiefs began recording tackle totals in 1977.

PUNTING

(Based on Avg.; minimum 200 punts)

Player	No.	Yds.	Avg.
1. Dustin Colquitt (2005-19)	1,124	50,393	44.83
2. Jerrel Wilson (1963-77)	1018	44,218	43.44
3. Louie Aguiar (1994-98)	421	17,930	42.59
4. Jim Arnold (1983-85)	284	11,934	42.02
5. Bryan Barker (1990-93)	272	11,267	41.42
6. Bob Grupp (1979-81)	214	8,756	40.92

PUNT RETURNING

(Based on Avg.; minimum 50 returns)

Player	No.	Yds.	Avg.	TD
1. Tyreek Hill (2016-19)	85	1,009	11.9	4
2. Noland Smith (1967-69)	53	589	11.1	1
3. Abner Haynes (1960-64)	54	587	10.9	0
4. Tamarick Vanover (1995-99)	181	1,930	10.7	4
5. J.T. Smith (1979-84)	220	2,322	10.6	4
6. Dante Hall (2000-06)	188	1,882	10.0	5
7. Javier Arenas (2010-12)	105	1,029	9.8	0

KICKOFF RETURNING

(Based on Avg.; minimum 50 returns)

Player	No.	Yds.	Avg.	TD
1. Noland Smith (1967-69)	68	1,822	26.8	0
2. Dave Grayson (1961-64)	84	2,231	26.6	1
3. Abner Haynes (1960-64)	52	1,309	25.2	1
4. De'Anthony Thomas (2014-19)	58	1,422	24.5	0
5. Jamaal Charles (2008-15)	51	1,246	24.4	1
6. Tamarick Vanover (1995-99)	212	5,099	24.1	4
7. Dante Hall (2000-06)	360	8,644	24.0	6

LONGEST PLAYS

RUSHING

Player (Opponent, Date)	Yards
1. Jamaal Charles (at New Orleans, 9/23/12)	91 (TD)
Damien Williams (vs. Minnesota, 11/3/19)	91 (TD)
3. Jamaal Charles (vs. Indianapolis, 12/23/12)	86 (TD)
4. Ted McKnight (at Seattle, 9/30/79)	84 (TD)
Damien Williams (vs. LA Chargers, 12/29/19)	84 (TD)
6. Joe Delaney (vs. Denver, 10/18/81)	82 (TD)
Derrick Alexander (vs. San Diego, 10/31/99)	82 (TD)
8. Abner Hayes (at New York Jets, 11/29/64)	80 (TD)
Warren McVea (vs. Cincinnati, 10/26/69)	80 (TD)
Jamaal Charles (at St. Louis, 12/19/10)	80 (TD)
Jamaal Charles (at Cleveland, 12/9/12)	80 (TD)
12. Tyreek Hill (at NY Jets, 12/3/17)	79 (TD)
13. Mike Garrett (vs. Houston, 10/30/66)	77 (TD)
14. Robert Holmes (at Miami, 9/28/68)	76 (TD)
Steve Bono (at Arizona, 10/1/95)	76 (TD)
Jamaal Charles (vs. Buffalo, 12/13/09)	76 (TD)
17. Jack Spikes (vs. San Diego, 9/10/61)	74 (TD)
18. Abner Haynes (vs. Buffalo, 9/30/62)	71 (TD)
19. Thomas Jones (vs. Jacksonville, 10/24/10)	70
Tyreek Hill (vs. Denver, 12/25/16)	70
Alex Smith (at NY Jets, 12/3/17)	70

PASSING

Player (Opponent, Date)	Yards
1. *Trent Green - Marc Boerigter (vs. San Diego, 12/22/02)	99 (TD)
2. **Mike Livingston - Otis Taylor (vs. Miami, 10/19/69)	93 (TD)
3. Len Dawson - Tommy Brooker (at Denver, 11/18/62)	92 (TD)
4. Len Dawson - Gloster Richardson (at Oakland, 11/3/68)	90 (TD)
Len Dawson - Frank Pitts (vs. Boston, 11/17/68)	90 (TD)
Steve DeBerg - J.J. Birden (vs. San Diego, 11/18/90)	90 (TD)
7. Patrick Mahomes - Demarcus Robinson (vs. Oakland, 12/30/18)	89 (TD)
8. Len Dawson - Otis Taylor (vs. Miami, 11/13/66)	89 (TD)
9. Steve DeBerg - Stephone Paige (at New England, 12/2/90)	86 (TD)
Elvis Grbac - Derrick Alexander (at Chicago, 9/12/99)	86 (TD)
11. Len Dawson - Larry Brunson (vs. San Diego, 11/10/74)	84 (TD)
Bill Kenney - Stephone Paige (vs. San Diego, 12/22/85)	84 (TD)
13. Steve DeBerg - Stephone Paige (at Denver, 9/17/90)	83 (TD)
Patrick Mahomes - Mecole Hardman (vs. Baltimore, 9/22/19)	83 (TD)
15. Len Dawson - Frank Jackson (vs. N.Y. Jets, 12/22/63)	82 (TD)
Len Dawson - Otis Taylor (vs. Pittsburgh, 10/18/71)	82
17. Len Dawson - Frank Jackson (at Denver, 9/7/63)	81 (TD)
Bill Kenney - Carlos Carson (vs. Seattle, 12/27/87)	81 (TD)
Elvis Grbac - Derrick Alexander (vs. San Diego, 10/31/99)	81 (TD)
Elvis Grbac - Derrick Alexander (at New England, 12/4/00)	81 (TD)
21. Steve DeBerg - Carlos Carson (at N.Y. Jets, 10/2/88)	80 (TD)
Rich Gannon - Andre Rison (vs. Seattle, 10/4/98)	80 (TD)
Alex Smith - Travis Kelce (vs. Denver, 12/25/16)	80
Alex Smith - Charcandrick West (vs. Broncos, 11/15/15)	80 TD

*Tied NFL record **Taylor accounted for 79 yards, then lateralled to Robert Holmes for 14 yards.

INTERCEPTION RETURNS

Player (Opponent, Date)	Yards
1. Gary Barbaro (vs. Seattle, 12/11/77)	102 (TD)
2. Tim Collier (at Oakland, 12/18/77)	100 (TD)
Sean Smith (at Buffalo, 11/3/13)	100 (TD)
4. Dave Grayson (vs. New York Titans, 12/17/61)	99 (TD)
Kevin Ross (at San Diego, 9/6/92)	99 (TD)
6. Andy Studebaker (vs. Pittsburgh, 11/22/09)	94
7. Brandon Flowers (at New York Jets, 10/26/08)	91 (TD)
8. Mark McMillian (at San Diego, 12/14/97)	87 (TD)
9. Lloyd Burruss (Los Angeles Raiders, 10/28/91)	83
10. David Webster (vs. Oakland, 10/9/60)	80 (TD)
11. Jerome Woods (at Green Bay, 10/12/03)	79 (TD)

FUMBLE RETURNS

(Includes TD Returns Only)

Player (Opponent, Date)	Yards
1. Chris Martin (vs. Miami, 10/31/91)	101 (TD)
2. Bashaud Breeland (at Detroit, 9/29/19)	100 (TD)
3. Gary Spani (at Oakland, 10/25/81)	91 (TD)
4. Derrick Thomas (at Seattle, 12/5/93)	86 (TD)
5. James Hasty (vs. Oakland, 9/8/96)	80 (TD)
6. Sammy Knight (vs. Washington, 10/16/05)	80 (TD)
7. Donnie Edwards (at Chicago, 9/12/99)	79 (TD)
8. Maurice Leggett (at Oakland, 11/30/08)	67 (TD)
9. Thomas Howard (at Pittsburgh, 9/6/81)	65 (TD)
10. Jerry Mays (vs. N.Y. Jets, 12/22/63)	58 (TD)
11. Tyron Brackenridge (at San Diego, 9/30/07)	50 (TD)
12. Whitey Paul (vs. Denver, 10/18/81)	47 (TD)
13. Johnny Robinson (at Baltimore, 9/28/70)	46 (TD)

PUNT RETURNS

Player (Opponent, Date)	Yards
1. Tyreek Hill (vs. San Diego, 1/1/17)	95 (TD)
2. Dexter McCluster (vs. San Diego, 9/13/10)	94 (TD)
3. Dante Hall (vs. Denver, 10/5/03)	93 (TD)
4. Tyreek Hill (at LA Chargers, 9/9/18)	91 (TD)
5. Dante Hall (vs. Arizona, 12/1/02)	90 (TD)
6. J.T. Smith (vs. Oakland, 9/23/79)	88 (TD)
7. Dale Carter (at Seattle, 11/22/92)	86 (TD)
Tamarick Vanover (vs. San Diego, 10/9/95)	86 (TD)
Dante Hall (vs. St. Louis, 12/8/02)	86 (TD)
10. *Jitter Fields (vs. Denver, 10/18/87)	85 (TD)
11. Tamarick Vanover (vs. Oakland, 1/2/00)	84 (TD)
12. Tamarick Vanover (vs. Buffalo, 9/14/97)	82 (TD)
13. Noland Smith (vs. New York Jets, 9/15/68)	80 (TD)
Tamarick Vanover (at Denver, 12/5/99)	80 (TD)

* Replacement game

KICKOFF RETURNS

Player (Opponent, Date)	Yards
1. Knile Davis (vs. Denver, 12/1/13)	108 (TD)
2. Noland Smith (at Denver, 12/17/67)	106 (TD)
3. Mecole Hardman (vs. LA Chargers, 12/29/19)	104 (TD)
4. Dante Hall (vs. Pittsburgh, 9/14/03)	100 (TD)
5. Dave Grayson (at Denver, 9/7/63)	99 (TD)
Tamarick Vanover (at Seattle, 9/3/95)	99 (TD)
Knile Davis (vs. St. Louis, 10/26/14)	99 (TD)
8. Boyce Green (at Pittsburgh, 12/21/86)	97 (TD)
Tamarick Vanover (at Denver, 10/27/96)	97 (TD)
Dante Hall (at Baltimore, 9/28/03)	97 (TD)
Dante Hall (vs. Denver, 12/19/04)	97 (TD)
Jamaal Charles (vs. Pittsburgh, 11/22/09)	97 (TD)
Tremon Smith (at New England, 10/14/18)	97
13. Dante Hall (vs. San Diego, 11/28/04)	96 (TD)
Dante Hall (vs. Philadelphia, 10/2/05)	96 (TD)
15. Paul Palmer (vs. San Diego, 9/13/87)	95 (TD)

PUNTS

Player (Opponent, Date)	Yards
1. Dustin Colquitt (vs. San Diego 12/2/07)	81
2. Dan Stryzinski (vs. Oakland, 9/9/01)	76
3. Bob Grupp (vs. San Diego, 11/4/79)	74
4. Dustin Colquitt (vs. Oakland, 9/14/08)	73
5. Jerrel Wilson (at San Diego, 9/29/63)	72
Dustin Colquitt (at Oakland, 12/23/06)	72
Dustin Colquitt (at St. Louis, 12/19/10)	72
8. Dustin Colquitt (at Oakland, 12/23/12)	71
8. Jerrel Wilson (at Denver, 10/11/64)	70
Jerrel Wilson (vs. Buffalo, 10/18/64)	70
Jerrel Wilson (vs. Houston, 11/28/68)	70
Dustin Colquitt (at Jacksonville, 11/8/09)	70
12. Jerrel Wilson (at Oakland, 9/27/64)	69

Jerrel Wilson (vs. Buffalo, 10/2/66) 69
Jerrel Wilson (at Denver, 10/1/72) 69
Dustin Colquitt (at Oakland, 11/20/14) 69

FIELD GOALS

(Includes All FGs of 50+ Yards)

Player (Opponent, Date)	Yards	Player (Opponent, Date)	Yards
1. Nick Lowery (at Washington, 9/18/83)	58	Nick Lowery (at Houston, 9/20/92)	52
Nick Lowery (vs. Los Angeles Raiders, 9/12/85)	58	Eddie Murray (vs. Pittsburgh, 10/25/92)	52
3. Nick Lowery (vs. Seattle, 9/14/80)	57	Nick Lowery (vs. Denver, 9/20/93)	52
4. Harrison Butker (at Chicago, 12/22/19)	56	Pete Stoyanovich (at St. Louis, 10/26/97)	52
5. Jan Stenerud (at Denver, 10/4/70)	55	Lawrence Tynes (at Miami, 10/21/05)	52
6. Harrison Butker (at Seattle, 12/23/18)	54	Lawrence Tynes (at San Diego, 12/17/06)	52
Harrison Butker (vs. Minnesota, 11/3/19)	54	Ryan Succop (vs. Oakland, 10/28/12)	52
Jan Stenerud (at Houston, 9/9/67)	54	Ryan Succop (vs. Carolina, 12/2/12)	52
Jan Stenerud (at Denver, 10/5/69)	54	43. Harrison Butker (vs. Denver, 10/30/17)	51
Jan Stenerud (at San Francisco, 12/6/71)	54	Harrison Butker (vs. Los Angeles Chargers, 12/16/17)	51
Nick Lowery (vs. Los Angeles Raiders, 11/6/83)	54	Ben Agajanian (vs. Buffalo, 11/12/61)	51
Nick Lowery (at Detroit, 11/26/87)	54	Jan Stenerud (at Dallas, 11/10/75)	51
Pete Stoyanovich (vs. Denver, 11/16/97)	54	Nick Lowery (at Houston, 10/9/88)	51
Ryan Succop (vs. Minnesota, 10/2/11)	54	Nick Lowery (at New York Giants, 12/11/88)	51
Cairo Santos (at Houston, 9/18/16)	54	Pete Stoyanovich (vs. Detroit, 9/26/99)	51
16. Harrison Butker (at Oakland, 10/19/17)	53	Todd Peterson (vs. Denver, 12/16/01)	51
Harrison Butker (vs. Oakland, 12/10/17)	53	Lawrence Tynes (at Miami 10/21/05)	51
Pete Stoyanovich (at Seattle, 11/8/98)	53	Ryan Succop (vs. Minnesota, 10/2/11)	51
Lawrence Tynes (vs. San Diego, 10/22/06)	53	Cairo Santos (vs. Jacksonville, 11/6/16)	51
Ryan Succop (at Baltimore, 9/13/09)	53	54. Harrison Butker (at Oakland, 12/2/18)	50
Ryan Succop (at St. Louis, 12/19/10)	53	Harrison Butker (vs. Oakland, 12/1/19)	50
Ryan Succop (vs. New York Jets, 12/11/11)	53	Mike Mercer (vs. San Diego, 11/6/66)	50
Cairo Santos (at San Diego, 10/19/14)	53	Jan Stenerud (vs. Oakland, 11/23/67)	50
24. Jan Stenerud (at Miami, 9/28/68)	52	Jan Stenerud (at San Diego, 10/29/72)	50
Jan Stenerud (vs. Cincinnati, 10/13/68)	52	Jan Stenerud (vs. Oakland, 12/8/74)	50
Jan Stenerud (vs. Buffalo, 12/7/69)	52	Nick Lowery (vs. Seattle, 9/14/80)	50
Jan Stenerud (at Washington, 10/10/76)	52	Nick Lowery (at Pittsburgh, 12/14/80)	50
Nick Lowery (vs. Detroit, 10/26/80)	52	Nick Lowery (vs. Denver, 9/18/88)	50
Nick Lowery (vs. Oakland, 10/11/81)	52	Nick Lowery (at Pittsburgh, 10/29/89)	50
Nick Lowery (at Cincinnati, 9/9/84)	52	Pete Stoyanovich (at San Diego, 11/22/98)	50
Nick Lowery (at New York Giants, 11/25/84)	52	Morten Andersen (vs. Miami, 9/29/02)	50
Nick Lowery (at New Orleans, 9/8/85)	52	Lawrence Tynes (at Denver, 9/12/04)	50
Nick Lowery (at New Orleans, 9/8/85)	52	Lawrence Tynes (at San Diego, 1/2/05)	50
Nick Lowery (at Detroit, 11/26/87)	52	Ryan Succop (at Oakland, 11/15/09)	50

BIG YARDAGE DAYS

RUSHING

(Includes all players with 150 rushing yards)

Player (Opponent, Date)

1	Jamaal Charles (at Denver, 1/3/10)	259
2	Jamaal Charles (at New Orleans, 9/23/12)	233
3	Jamaal Charles (vs. Indianapolis, 12/23/12)	226
4	Larry Johnson (at Houston, 11/20/05)	211
5	Larry Johnson (vs. Cincinnati, 1/1/06)	201
6	Barry Word (vs. Detroit, 10/14/90)	200
7	Larry Johnson (vs. Denver, 9/28/08)	198
8	Priest Holmes (at Seattle, 11/24/02)	197
9	Joe Delaney (vs. Houston, 11/15/81)	193
10	Mike Garrett (vs. New York Jets, 11/5/67)	192
11	Derrick Blaylock (at New Orleans, 11/14/04)	186
12	Priest Holmes (at San Diego, 11/4/01)	181
13	Priest Holmes (at New England, 9/22/02)	180
14	Jamaal Charles (vs. Buffalo, 10/31/10)	177
15	Jamaal Charles (at Seattle, 11/28/10)	174
16	Larry Johnson (at St. Louis, 11/5/06)	172
	Kareem Hunt (at LA Chargers, 9/24/17)	172
18	Christian Okoye (vs. Dallas, 10/22/89)	170
19	Mike Garrett (at Denver, 12/17/67)	169
20	Priest Holmes (at Oakland, 12/9/01)	168
21	Larry Johnson (at New York Giants, 12/17/05)	167
22	Jamaal Charles (at Cleveland, 12/9/12)	165
23	Abner Hayes (vs. Buffalo, 9/30/62)	164
24	Priest Holmes (at San Diego, 11/30/03)	162
25	Mike Garrett (at San Diego, 12/18/66)	161
	Priest Holmes (at Denver, 12/15/02)	161
27	Jamaal Charles (vs. Seattle 11/16/14)	159
28	Abner Hayes (vs. Oakland, 11/26/61)	158
	Robert Holmes (at Cincinnati, 11/10/68)	158
30	Abner Hayes (at New York Titans, 11/24/60)	157
	Larry Johnson (vs. Denver, 11/23/06)	157
32	Abner Hayes (at Houston, 11/22/64)	156
	Christian Okoye (at Seattle, 11/1/89)	156
	Tony Richardson (vs. Denver, 12/17/00)	156
35	Larry Johnson (vs. Seattle, 10/29/06)	155
	Kareem Hunt (vs. LA Chargers, 12/16/17)	155
37	Larry Johnson (vs. Oakland, 11/19/06)	154
	Jamaal Charles (vs. Cleveland, 12/20/09)	154
39	Priest Holmes (at New York Jets, 10/6/02)	152




Jamaal Charles



Barry Word



Priest Holmes



Joe Delaney

PASSING

(Includes all players with 350 passing yards)

Player (Opponent, Date)

1.	Elvis Grbac (at Oakland, 11/5/00)	504
2.	Patrick Mahomes (at LA Rams, 11/19/18)	478
3.	Patrick Mahomes (at Tennessee, 11/10/19)	446
4.	Matt Cassel (at Denver, 11/14/10)	469
5.	Patrick Mahomes (at Oakland, 9/15/19)	443
6.	Len Dawson (vs. Denver, 11/1/64)	435
7.	Bill Kenney (at San Diego, 12/11/83)	411
8.	Trent Green (at Green Bay, 10/12/03)	400
9.	Bill Kenney (at New Orleans, 9/8/85)	397
	Trent Green (at Denver, 12/7/03)	397
11.	Steve DeBerg (at Denver, 9/17/90)	395
12.	Joe Montana (at Denver, 10/17/94)	393
13.	Trent Green (vs. Indianapolis, 10/31/04)	389
14.	Mike Livingston (vs. Miami, 10/19/69)	381
	Len Dawson (vs. San Diego, 11/10/74)	381
	Trent Green (vs. New England, 11/22/04)	381
17.	Patrick Mahomes (at Jacksonville, 9/8/19)	378
18.	Patrick Mahomes (vs. Baltimore, 12/9/18)	377
19.	Patrick Mahomes (at Cleveland, 11/4/18)	375
20.	Patrick Mahomes (vs. Baltimore, 9/22/19)	374
21.	Trent Green (at San Diego, 1/2/05)	373
22.	Trent Green (at Tampa Bay, 11/7/04)	369
23.	Trent Green (vs. Cleveland, 11/9/03)	368
	Alex Smith (at New England, 9/7/17)	368
25.	Alex Smith (at NY Jets) 12/3/17	366
26.	Bill Kenney (at Denver, 10/30/83)	365
27.	Alex Smith (vs. San Diego, 9/11/16)	363
28.	Len Dawson (at San Diego, 10/15/67)	364
29.	Joe Montana (at Atlanta, 9/18/94)	361
30.	Patrick Mahomes (vs. Cincinnati, 10/21/18)	358
	Trent Green (vs. Oakland, 12/25/04)	358
32.	Len Dawson (at Buffalo, 12/12/65)	356
33.	Patrick Mahomes (at New England, 10/14/18)	352
	Trent Green (at Arizona, 10/21/01)	352
35.	Elvis Grbac (at New England, 12/4/00)	350




Elvis Grbac



Len Dawson



Bill Kenney



Trent Green



Stephone Paige

(Includes all players with 150 receiving yards)

1. Stephone Paige - 8 rec. (vs. San Diego, 12/22/85) 309
2. **Tyreek Hill - 10 rec. (at LA Rams, 11/19/18) 215**
3. Curtis McClinton - 5 rec. (vs. Denver, 12/19/65) 213
4. Stephone Paige - 10 rec. (at Denver, 9/17/90) 206
5. **Sammy Watkins - 9 rec. (at Jacksonville, 9/8/19) 198**
6. Carlos Carson - 9 rec. (at San Diego, 10/25/87) 197
7. Otis Taylor - 6 rec. (vs. Pittsburgh, 10/18/71) 190
8. J.J. Birden - 8 rec. (at Raiders, 12/22/91) ... 188
9. Otis Taylor - 5 rec. (vs. Houston, 10/30/66) .. 187
10. Dwayne Bowe - 13 rec. (at Denver, 11/14/10) 186
11. **Tyreek Hill - 6 rec. (at NY Jets, 12/3/17) .. 185**
12. Larry Brunson - 8 rec. (vs. San Diego, 11/10/74) 184
13. Henry Marshall - 9 rec. (at Baltimore, 12/21/80) 176
14. Frank Jackson - 10 rec. (at New York Jets, 11/29/64) 175
15. Carlos Carson - 8 rec. (at New Orleans, 9/8/85) 173
Derrick Alexander - 5 rec. (at San Diego, 11/22/98) 173
17. Demarcus Robinson - 6 rec. (at Oakland, 9/15/19) 172
18. Chris Burford - 10 rec. (at Boston, 10/12/62) 171
19. Dwayne Bowe - 13 rec. (at Seattle, 11/28/10) 170
20. **Tyreek Hill - 7 rec (at LA Chargers, 9/9/18) 169**
21. **Travis Kelce - 12 rec (at Oakland Raiders, 12/2/18) 168**
22. Willie Davis - 5 rec. (vs. Philadelphia, 10/11/92) 167
23. Henry Marshall - 8 rec. (vs. Seattle, 12/9/84) 166
24. Carlos Carson - 7 rec. (vs. San Diego, 10/14/84) 165
Carlos Carson - 7 rec. (at San Diego, 12/11/84) ... 165
26. Dwayne Bowe - 8 rec. (at San Diego, 9/30/07) 164
27. Stephone Paige - 7 rec. (at Pittsburgh, 10/9/89) 163
28. Carlos Carson - 5 rec. (at New York Jets, 10/2/88) 162
Andre Rison - 8 rec. (at Oakland, 9/8/97) 162
30. Jeremy Maclin - 9 rec. (vs. Buffalo, 11/29/15) 160
Travis Kelce - 11 rec (vs. Denver, 12/15/16) 160
32. Emile Harry - 11 rec. (at Cleveland, 11/24/91) 159
33. **Tyreek Hill - 11 rec (at Tennessee, 11/10/19) 157**
34. Chris Burford - 10 rec. (at Boston, 9/25/66) 155
Willie Davis - 6 rec. (at Seattle, 9/3/95) 155
36. Derrick Alexander - 6 rec. (at Chicago, 9/12/99) 154
37. Carlos Carson - 5 rec. (at New York Giants, 11/25/84) 153
Derrick Alexander - 5 rec. (vs. Seattle, 10/2/00) 153
Dwayne Bowe - 6 rec. (vs. Tennessee, 12/26/10) 153
40. Eddie Kennison - 7 rec. (vs. Cincinnati, 1/1/06) 151



J.J. Birden



GAME-WINNING FIELD GOALS

Of the 46 game-winning field goals in franchise annals, the biggest was a 25-yard kick by K Tommy Brooker that ended the second-longest game in pro football history. Brooker's FG concluded the 1962 AFL Championship Game with an elapsed time of 77:54 as the Dallas Texans claimed a 20-17 win at Houston (12/13/62). Brooker received a celebratory postgame escort off the field from TE Fred Arbanas (#84) and DB Bobby Hunt (#20). Among the nine other kickers to hit a game-winning kick for Kansas City, K Nick Lowery booted a team-record 14 game-winning FGs, while K Pete Stoyanovich owns the longest kick to ever win a game for the Chiefs, a 54-yard effort vs. Denver (11/16/97).

Final				Final					
Date	Opp.	Kicker	Length	Score	Date	Opp.	Kicker	Length	Score
10/21/62	NYT	Brooker	42	20-17	10/10/93	CIN	Lowery	37	17-15
12/23/62	@ HOU	Brooker	25	20-17 2 OT*	1/8/94	PIT	Lowery	32	27-24 OT
12/7/69	BUF	Stenerud	25	22-19	9/10/95	NYG	Elliott	23	20-17 OT
12/12/71	OAK	Stenerud	10	16-14	9/28/97	SEA	Stoyanovich	41	20-17 OT
9/25/72	@ NO	Stenerud	22	20-17	11/16/97	DEN	Stoyanovich	54	24-22
10/7/73	DEN	Stenerud	39	16-14	11/28/99	@ OAK	Stoyanovich	44	37-34
10/19/75	@ SD	Stenerud	27	12-10	12/12/99	MIN	Stoyanovich	38	31-28
11/23/75	DET	Stenerud	26	24-21 OT	12/10/00	CAR	Peterson	33	15-14
10/17/76	@ MIA	Stenerud	34	20-17 OT	12/16/01	DEN	Peterson	32	26-23 OT
12/9/79	@ BALT	Stenerud	43	10-7	9/8/02	@ CLE	Andersen	30	40-39
10/26/80	DET	Lowery	40	20-17	12/22/02	SD	Husted	38	24-22
10/23/83	@ HOU	Lowery	41	13-10 OT	11/23/03	OAK	Andersen	35	27-24
12/2/84	DEN	Lowery	42	16-13	12/25/04	OAK	Tynes	38	31-30
9/28/86	@ BUF	Lowery	46	20-17	10/8/06	@ ARZ	Tynes	19	23-20
11/2/86	@ SD	Lowery	37	24-23	10/22/06	SD	Tynes	53	30-27
11/13/88	CIN	Lowery	39	31-28	11/22/09	PIT	Succop	22	27-24 OT
11/20/88	SEA	Lowery	40	27-24	10/31/10	BUF	Succop	35	13-10 OT
12/24/89	@ MIA	Lowery	41	27-24	10/23/11	SD	Succop	30	23-20 OT
12/4/90	RAI	Lowery	41	9-7	9/23/12	@ NO	Succop	31	27-24 OT
12/23/90	@ SD	Lowery	32	24-21	10/19/17	@ SD	Santos	48	23-20
12/8/91	SD	Lowery	18	20-17 OT	11/13/16	@ CAR	Santos	37	20-17
11/8/92	SD	Lowery	36	16-14	11/27/16	@ DEN	Santos	34	30-27 OT
					12/31/17	@ DEN	Butker	30	27-24
					11/3/19	MIN	Butker	44	26-23

*AFL Championship Game

CHIEFS RECORD WHEN... (All-Time)

Regular Season:	469-419-12 (.528)	Home:	273-170-4 (.615)
Preseason:	133-116-3 (.534)	Cotton Bowl:	15-6-0 (.714)
Postseason:	10-19-0 (.345)	Municipal Stadium:	44-16-3 (.698)
		Arrowhead Stadium:	215-148-1 (.592)
(Regular Season Only)		Away:	196-249-8 (.442)
In overtime games:	17-19-2 (.474)	vs. AFC:	289-293-5 (.497)*
In Primetime contests:	58-37-0 (.611)	vs. AFC West:	218-177-3 (.552)*
		vs. NFC:	89-77-2 (.536)*

*Since 1970

CHIEFS RECORD WHEN... (2000-18)

Regular Season:	154-149	Scoring 20 points or more:	125-53
Preseason:	26-47	Scoring 30 points or more:	67-17
Postseason:	3-7		
		Allowing 10 points or less:	41-2
(Regular Season Only)		Allowing 20 points or less:	97-42
Home:	90-62	Allowing 30 points or less:	76-91
Away:	64-88	Allowing more than 30 points:	9-56
		Scoring first:	106-55
vs. AFC:	115-113	Scoring on first drive:	56-32
vs. AFC West:	64-54	Opponent scores on first drive:	29-54
vs. NFC:	39-37		
		Outcome three points or less:	24-37
Outdoors:	145-138	Outcome seven points or less:	60-69
Indoors:	9-12	Playing in overtime:	9-13
On grass:	139-120		
On artificial turf:	16-31	Leading at half:	94-32
		Trailing at half:	26-94
Playing in season openers:	8-11	Tied at half:	8-14
Playing in season finales:	8-10		
		Leading after three quarters:	52-20
Playing in September:	33-31	Trailing after three quarters:	19-105
Playing in October:	44-31	Tied after three quarters:	9-14
Playing in November:	30-44		
Playing in December:	41-41	Positive turnover margin:	33-35
Playing in January:	5-3	Negative turnover margin:	19-14
		Even turnover margin:	28-30
Scoring fewer than 10 points:	2-31		
Scoring 10 points or more:	137-113		

CHIEFS RECORD WHEN PRODUCING...

	1960-17 Record	1995-17 Record	2009-17 Record	1960-17 Two or More
100-Yard Receiver	131-99-5 (.568)	74-53-0 (.583)	37-17-0 (.685)	12-13-0 (.480)
100-Yard Rusher	140-54-3 (.718)	73-33-0 (.689)	25-13-0 (.658)	5-1-0 (.833)
300-Yard Passer	49-58-1 (.458)	30-31-0 (.492)	14-10-0 (.583)	0-0-0 (.000)

CHIEFS RECORD WHEN ALLOWING...

	1960-17 Record	1995-17 Record	2009-17 Record	1960-17 Two or More
100-Yard Receiver	115-119-5 (.492)	66-64-0 (.508)	29-27-0 (.518)	9-11-1 (.452)
100-Yard Rusher	49-134-4 (.273)	32-69-0 (.317)	14-24-0 (.368)	2-8-0 (.200)
300-Yard Passer	46-63-1 (.423)	30-41-0 (.423)	16-23-0 (.410)	0-0-0 (.000)