



LA RAMS
2020 Media Guide



2020 Season Schedule

Sep 13 **Dallas Cowboys** SUN — 5:20 P.M.

Sep 20 at Philadelphia Eagles SUN — 10:00 A.M.

Sep 27 at Buffalo Bills SUN — 10:00 A.M.

Oct 4 **New York Giants** SUN — 1:05 P.M.

Oct 11 at Washington Football Team SUN — 10:00 A.M.

Oct 18 at San Francisco 49ers SUN — 5:20 P.M.

Oct 26 **Chicago Bears** MON — 5:15 P.M.

Nov 1 at Miami Dolphins SUN — 10:00 A.M.

by e week

Nov 15 **Seattle Seahawks** SUN — 1:25 P.M.

Nov 23 at Tampa Bay Buccaneers MON — 5:15 P.M.

Nov 29 **San Francisco 49ers** SUN — 1:05 P.M.

Dec 6 at Arizona Cardinals SUN — 1:05 P.M.

Dec 10 **New England Patriots** THU — 5:20 P.M.

Dec 19/20 **New York Jets** Exact Date & Time TBD

Dec 27 at Seattle Seahawks SUN — 1:05 P.M.

Jan 3 **Arizona Cardinals** SUN — 1:25 P.M.



Fingertip Information



Los Angeles Rams Football Club

29899 Agoura Road
Agoura Hills, CA, 91301
Telephone: (818) 540-2016
www.therams.com

Home Field:

SoFi Stadium

Club Formed:

1936 as Cleveland Rams of American Football League
1937 adopted as NFL franchise
1946 moved to Los Angeles
1980 moved Anaheim Stadium from Memorial Coliseum
1995 moved to St. Louis
2016 moved to Los Angeles

Postseason Success:

World Championships (1945, 1951, 1999)
NFC Championships (1979, 1999, 2001)
Conference Championships (1945, 1949, 1950, 1951, 1955)
Coastal Division Championships (1967, 1969)
NFC Western Division Championships (1973, 1974, 1975, 1976, 1977, 1978, 1979, 1985, 1999, 2001, 2003, 2017)
NFC Wildcard Playoff Team (1980, 1983, 1984, 1986, 1988, 1989, 2000, 2004)

Colors:

Rams Royal (RGB 0, 53, 148), Sol (RGB 255, 209, 0)

Retired Numbers:

7 (Bob Waterfield), 28 (Marshall Faulk), 29 (Eric Dickerson), 74 (Merlin Olsen), 75 (Deacon Jones) 78 (Jackie Slater), 80 (Isaac Bruce), 85 (Jack Youngblood)

The Los Angeles Rams Media Guide was edited by Travis Langer
with the assistance of Artis Twyman, Tiffany White, Joanna Hunter, Chase Isaacs, Jake Spitz, Bobby
Bailey, Eric Heppding and Avery Jacobs.

A special thank you to Shawn Dangerfield and Catherine Howard for their design assistance.
Photography by Jeff Lewis, Will Navarro, Scott Rovak, G. Newman Lowrance and AP Images.
Media Guide layout by Travis Langer.

Web publishing provided by 1st Round Media Group.

Editors Emeritus: Maxwell Stiles, Tex Schramm, Tex Maule, Pete Rozelle, Bert Rose Jr., Jack Teele,
Jack Geyer, Jerry Wilcox, Pete Donovan, Rick Smith, John Oswald, Duane Lewis, and
all former Rams Public Relations Directors.

Copyright 2020, Los Angeles Rams, LLC



Staff Directory



Owner/Chairman	E. Stanley Kroenke
Chief Operating Officer.....	Kevin Demoff
General Manager	Les Snead
Vice President, Football & Business Administration	Tony Pastoors

Coaching Staff

Head Coach.....	Sean McVay
Assistant Head Coach/Inside Linebackers.....	Joe Barry
Special Teams Coordinator.....	John Bonamego
Defensive Coordinator.....	Brandon Staley
Offensive Coordinator	Kevin O'Connell
Run Game Coordinator.....	Aaron Kromer
Pass Game Coordinator/.....	Shane Waldron
Assistant Defensive Line.....	Thad Bogardus
Running Backs.....	Thomas Brown
Assistant Quarterbacks.....	Liam Coen
Defensive Quality Control.....	Jonathan Cooley
Assistant Offensive Line.....	Andy Dickerson
Safeties.....	Ejiro Evero
Defensive Line.....	Eric Henderson
Offensive Quality Control.....	Zak Kromer
Head Strength Coach.....	Justin Lovett
Assistant Strength and Conditioning.....	Fernando Noriega
Tight Ends.....	Wes Phillips
Cornerbacks.....	Aubrey Pleasant
Assistant Wide Receivers.....	Zac Robinson
Outside Linebackers.....	Chris Shula
Assistant Special Teams.....	Tory Woodbury
Assistant Strength and Conditioning.....	Dustin Woods
Wide Receivers.....	Eric Yarber
Assistant to the Head Coach.....	Billy Naves

Player Personnel

Senior Personnel Advisor.....	Taylor Morton
Senior Personnel Executive	Brian Xanders
Director, Pro Scouting	Ray Agnew
Director, Scouting Strategy	James Gladstone
Director, College Scouting.....	Brad Holmes
Director, Draft Management.....	JW Jordan
Assistant Director, Pro Scouting	John McKay
Assistant Director, College Scouting.....	Ted Monago
National Scout.....	Marty Barrett
Pro Scout.....	Matt Waugh
Area Scout, West Coast.....	Vito Gonella
Area Scout, Midwest	Brian Hill
Area Scout, Southeast (Western)	Billy Johnson
Area Scout, Southwest.....	Steve Kazor
Area Scout, Southeast (Eastern)	Michael Pierce
Area Scout, Mountain/Auxiliary	Chance Trickett
Area Scout, Plains.....	Cedric Jones
Special Assistant to the General Manager/Security.....	Steve Miller
Special Assistant to the General Manager/Analyst.....	Andy Sugarman
Scouting Assistant.....	Ryon Lynn
Scouting Consultant	Ray Farmer

Equipment

Director, Equipment.....	Brendan Burger
Assistant Manager, Equipment	Darwin Beacham Jr.
Assistant Manager, Equipment	Stephen Hale
Assistant, Equipment.....	Luis Ramos
Assistant, Equipment.....	Kevin Blank

Football Systems

Manager, Software Development.....	Ryan Garlich
Manager, Data and Analytics	Jake Temme
Manager, Data and Analytics	Sarah Bailey
Analyst, Football Administration.....	Kassandra Garcia



Staff Directory



Operations And Facilities

Director, Football Operations	Sophie Harlan
Director, Security	Dave Love
Manager, Facility Operations	Chris Hawes
Manager, Football Operations	Vince Hug
Head Groundskeeper	Scott Lupold
Office Administrator	Roxana De Santiago
Manager, Facilities	Jamie More

Communications

Senior Director, Communications	Artis Twyman
Senior Director, Corporate Communications	Joanna Hunter
Lead Communications Specialist	Tiffany White
Specialist, Communications	Travis Langer
Specialist, Communications	Chase Isaacs

Sports Medicine And Performance

Vice President, Sports Medicine and Performance	Reggie Scott
Director, Rehabilitation/ Assistant Athletic Trainer	Byron Cunningham
Director, Sports Science/ Assistant Athletic Trainer	Tyler Williams
Assistant Athletic Trainer	Mark Dydasco
Director, Player Engagement	Jacques McClendon
Head Team Dietitian	Joey Blake

Video

Director, Video	Dan Dmytrisin
Manager, Video	Colby Yanagi
Coordinator, Video	Kimo Shearin
Assistant, Video	Matt Kubly

Administration

Vice President, Strategy	Dan August
Vice President, Legal Affairs	Todd Davis
Vice President, Business Development	Eric Dickerson
Head of Special Projects	Stephanie Cheng
Manager, Strategy & Analytics	Issac Ortega

Community Affairs And Engagement

Vice President, Community Affairs and Engagement	Molly Higgins
Director, Government Affairs	Maria Camacho
Director, Cheerleaders and Mascot	Keely Fimbres
Manager, Community Affairs and Player Involvement	Zach Kinkeade
Manager, Community Affairs and Engagement	Johnathan Franklin
Specialist Community Affairs and Engagement	David Weingarten
Mascot Manager	Alex Floch
Coordinator, Community Ambassador	Sarah Woebkenberg

Employee Experience

Head of Employee Experience	Oracio Galindo
HR Business Partner	Jiana Jaber
Assistant, Business Operations and Front Desk	Jenee Galindo
Benefits Administrator	Alaine Brewer

Finance

Treasurer	Jeff Brewer
Controller	Darline Llopis
Payroll Manager	Danielle Michael
Accountant	Christine Carrelli
Coordinator, Accounts Payable	Jessica Thigpen

Information Technology

Chief Technology Officer	Skarpi Hedinsson
Manager, Information Technology	Jeff Graves
System Administrator	Boomer Williams



Staff Directory



Marketing

Chief Marketing Officer.....	Ronalee Zarate-Bayani
Vice President, Brand Experience	Christian Parsons
Vice President, Demand Generation and CRM	Marty Turman
Director, Guest Experience and Hospitality	Ray Daryabigi
Director, Creative Services.....	Cory Befort
Director, Brand Ambassadors	Masooma Ali
Specialist, Marketing	Doug Howe
Specialist, Direct Marketing.....	Harrison Packer
Marketing and Media Performance Analyst	Amber Williams
Manager, CRM & Database	Tyree White
CRM Developer	Michael Guardi
Director, Brand Events	Sarah Schuler
Specialist, Legends Community	Jarrod Barnes
Manager, Fan Growth	Cameron Brown
Brand Activations and Youth Marketing Specialist	Craig Appleby
Brand Ambassador Specialist	Rachel Zisman
Specialist, Season Ticket Member Experiences and Benefits.....	Brittany Cipolla
Coordinator, Guest Experience	Sara Dugan
Lead, Marketing and Media Operations	Michelle Runch
Specialist, Marketing and Media Operations.....	Melissa Park
Marketing and Media Operations Planner.....	Maria Sop
Manager, Gameday Production	Chadwick Richardson
Graphic Designer	Shawn Dangerfield
Graphic Designer	Daisy James
Digital Designer	Max Nesper
Motion Graphic Designer.....	Jarek Harris
Specialist, Sales Design.....	Catherine Howard

Media

Vice President and General Manager, Media	Marissa Daly
Director, Programming and Talent	Jory Hirsh
Managing Producer	Taylor Gilkeson
Video Producer, TV Production.....	Sandarvis Duffie
Video Producer, Social.....	Matt Israel
Video Producer.....	Nick Conte
Studio Producer.....	Rudy Galvan-Rivera
Play-by-Play Announcer.....	J.B. Long
Team Reporter	Sarina Morales
Manager, Media Partnerships	Katelyn Baker
Manager, Social Media.....	Jamie Han
Coordinator, Social Media	Sydney Ringdahl
Coordinator, Digital Operations	Ashton Leber
Photo & Digital Assets Lead.....	Sarah Snyder

Merchandise

Specialist, Merchandising.....	Gabe Jimenez
--------------------------------	--------------

Partnership

Vice President, Partnership Sales.....	Jason Griffiths
Vice President, Partnership Development	Mike O'Keefe
Vice President, Partnership Marketing.....	Lexi Vonderlieth
Director, Partnership Strategy	Brittany Ramos
Director, Partnership Operations.....	Joanna Yiu
Analyst, Partnership Strategy.....	Cat Davidson
Analyst, Partnership Strategy.....	Brett Estes
Senior Manager, Partnership Sales	Megan Fogarty
Senior Manager, Partnership Sales	Chris Edwards
Senior Manager, Partnership Sales	Tyler Potts
Manager, Partnership Sales.....	Sean Gannon
Lead, Partnership Activation Manager	Lindsey Melas
Lead, Partnership Activation Manager	Roderick Stephens
Partnership Marketing Manager.....	Cali Moore
Account Manager, Partnership Activation	Bianca Graves
Account Manager, Partnership Activation	Sarah Teichner
Coordinator, Partnership Marketing	Cindy Carrillo
Specialist Partnership Marketing.....	Eric Ovitz



Staff Directory



Ticketing and Member Services

Director, Ticket Operations.....	Steven Moore
Director, Premium Experience	Meagan Roberts
Head of Client Service	Jerrett Burke
Account Executive, Ticket Sales	Hannah Cameron
Account Executive, Ticket Sales	Daiveun Curry-Chapman
Account Executive, Ticket Sales	Andre Laws
Account Executive, Ticket Sales	Stephen Logsdon
Account Executive, Ticket Sales	Lizzy Martinez
Account Executive, Ticket Sales	Evan Rosenberg
Account Executive, Ticket Sales	Dustin Tabor
Account Executive, Ticket Sales	Courtney Hazy
Member Services Representative	Janelle Alfano
Member Services Representative	Hannah Caine
Member Services Representative	Casey Jones
Member Services Representative	Ciara Andrews
Member Services Representative	John Billingsley
Member Services Representative	Brian Moreen
Member Services Representative	Tiffany Dimaculangan
Account Manager, Premium Experience.....	Brittany Todd
Account Manager, Premium Experience.....	Megan Elcock
Account Manager, Premium Experience.....	Carson Holden
Account Manager, Premium Experience.....	Briana Montanez
Account Manager, Premium Experience	Alexis Pinson
Manager, Ticket Operations.....	Travis Wegener
Coordinator, Ticket Operations	Jessica Bracamontes
Assistant, Ticket Operations.....	Amanda Soper

Los Angeles Rams 2020 Media Guide

Ownership and Executive Staff





Owner/Chairman



E. Stanley Kroenke

E. Stanley Kroenke's journey to bring professional football back to Los Angeles culminated on Jan. 12, 2016 when National Football League owners ratified his proposal to return the Rams to Southern California.

"Stan Kroenke solved the riddle that perplexed the NFL for over 20 years," said Sam Farmer, a columnist with the Los Angeles Times. "He had the drive and resources to make the commitment and did what no one else could do."

Ten years after NFL owners unanimously approved Kroenke to assume sole ownership of the franchise in 2010, he celebrates the opening of SoFi Stadium and Hollywood Park – a 298-acre development with a 70,240-seat stadium as its crown jewel.

The state-of-the-art stadium rises from nearly 100 feet below ground on the former site of the Hollywood Park Racetrack and serves as the home to the Los Angeles Rams and Los Angeles Chargers. Additionally, the multi-purpose project will act as a West Coast campus for the National Football League, housing NFL Media's headquarters, with premier hosting capabilities for future Super Bowls, NFL Drafts, and Pro Bowls.

"I think what Stan has built here and done here, in his creativity with this whole development, this probably is going to redefine this area of Los Angeles for the next century," Chargers Owner/Chairman Dean Spanos told The Associated Press. "It's going to be something that L.A. is going to be very proud to have."

Equipped with decades of real estate development experience, a passion for sports and a one-of-a-kind vision, Kroenke orchestrated the Rams' return home by privately financing the construction of a world-class stadium befitting the culture and style of Los Angeles.

"Stan has the vision, resources, inspiration and creativity to create the right setting for the NFL in Los Angeles," said Dallas Cowboys Owner Jerry Jones. "I have great admiration for his talent and skills, and I have great confidence in his leadership ability in guiding our league back into this very important community. He sees the big picture, knows how to do things on the big stage, and he knows how to do what's best for the long term future. Stan Kroenke is a valuable asset to the National Football League."

In the months leading up to the opening of SoFi Stadium, Kroenke was named Los Angeles Business Journal's Business Person of the Year for 2020. The Rams' return to Los Angeles was named 2016's top sports moment at the 12th Annual L.A. Sports Awards.

DELIVERING A GLOBAL DESTINATION

In a marriage of sports, retail, commercial and residential development, Kroenke constructed a 3.1 million-square-foot stadium expandable up to 100,000 seats that will anchor an urban village, complete with a 6,000-seat performance venue, 300 boutique hotel rooms, 2,500 modern residences, more than 1.5 million square feet of retail, office, conference and meeting space.

More than 20 acres of public parks, open space, pedestrian walkways and bicycle paths will divide the district into thirds, offering residents and visitors a regional gathering place in the center of the Los Angeles basin.

"(The) project is uniquely tied to Kroenke's vision of where global sports and entertainment are heading and his zeal to be at the forefront," sports reporter Liz Clarke detailed in The Washington Post in 2019.

In addition to hosting NFL games, SoFi Stadium and the district at Hollywood Park will transform the area into a year-round sports and entertainment destination that will deliver an unparalleled experience for residents and visitors. Since returning to Southern California, the stadium has been awarded the Super Bowl LVI in 2022 and the Opening and Closing Ceremonies of the 2028 Olympics. In addition, the College Football Playoff National Championship will be played for the first time in the Los Angeles region in 2023 with SoFi Stadium serving as the host venue.

"Los Angeles is a world-class city with a great record as sensational hosts to college football championships, Olympics, Super Bowls and other top events," said Bill Hancock, executive director of the College Football Playoff. "Of course, the new stadium will be spectacular."

"It's iconic," said Dallas Cowboys Owner Jerry Jones to the Los Angeles Times. "I've tried to run from the word. But this stadium, there was no way Stan was going to cut costs in any way that would compromise the overall, long-term sense of quality or value. It needs to be like Mt. Rushmore."

The NFL also is developing a 235,000-square-foot space at Hollywood Park to serve as its West Coast Headquarters that will house operations for NFL Media, which includes NFL Network, NFL RedZone, the NFL app, NFL.com, NFL Fantasy and the NFL's social media lab, plus staff across a variety of departments including marketing, club business development, and media sales. In addition to office and studio space situated next to SoFi Stadium, the facility will feature NFL Media's first outdoor studio which will be able to host audiences and includes an outdoor field for filming purposes as well as public use. The new NFL Media campus is expected to open prior to the 2021 season.

"As home to the Rams and Chargers, and now NFL Media, SoFi Stadium and Hollywood Park will be an attraction for NFL fans year-round," said NFL Commissioner Roger Goodell. "Thanks to Stan's vision, we know Hollywood Park will be the place to be – not just for football, but for entertainment and events, for living and for working. We are excited for NFL Media to join this transformative project."

The NFL's largest stadium was designed to reflect the climate, characteristics and culture of Southern California, and to capitalize on the site's near-perfect weather, a transparent roof canopy covering 19 acres was developed. Under the lightweight roof made of ETFE, all sides of the building will remain open, allowing



E. Stanley Kroenke Continued



for a natural integration between the indoor and outdoor public spaces.

“That stadium is off the charts,” said Al Michaels, the play-by-play voice for NBC’s Sunday Night Football. “It’s very different. It’s very special.”

Kroenke and project developers officially broke ground on SoFi Stadium and Hollywood Park on Nov. 17, 2016.

“It’s amazing how much earth has been moved,” said Jacksonville Jaguars Owner Shad Khan who also regarded the stadium as “the eight wonder of the world” in a piece written by ESPN. “It’s going to be a phenomenal building,” San Francisco 49ers CEO Jed York added to the story. “It’s going to be the place that you need to see a game.”

“It was amazing. It was really amazing,” Rams Quarterback Jared Goff said after touring the completed stadium for the first time. “I know I kept saying the same thing about how amazing it was and wow, but it truly was. It’s so big and it’s so monstrosity when you’re in there and seeing the [video board] on the inside, it’s really cool and it’s going to be a really, really fun time when we are able to be in there with our home crowd and really enjoy it..”

ENRICHING THE COMMUNITY

Within months of relocating to Southern California, Kroenke’s Rams instituted their first local community improvement project in partnership with the Inglewood Unified School District as a continuation of the team’s commitment to service.

“The (community improvement) project, being completed through a grant from the Rams, is a visible manifestation of Stan Kroenke, the NFL and the Rams organization to the school children of Inglewood,” said Inglewood Mayor James T. Butts. “The Rams have shouted, ‘Inglewood kids count,’ and I salute them for their investment in the learning environment for our children.”

Under Kroenke’s leadership, philanthropic activities remain essential to the mission of SoFi Stadium and Hollywood Park. Project developers are committed to positively impacting the Greater Los Angeles Region and the City of Inglewood through world-class entertainment, outreach activities, the creation of new jobs, and local revenues.

“In shifting the center of gravity of West Coast sports to Inglewood, Kroenke has elevated the profile of the community and seeded the area with opportunity for years to come,” added Farmer. “A project of this magnitude changes the landscape both literally and economically.”

In partnership with the City of Inglewood, Kroenke committed to a 100 percent union job site with priority given to residents of Inglewood and designated local zip codes. Since breaking ground in 2016, more than 17,000 people worked on-site to help construct SoFi Stadium. In order to further create job opportunities for members of the local community, a 15 percent Inglewood resident apprenticeship goal has been established to help workers develop professional and trade skills. As of July 2020, over 95 Minority and Disadvantaged Businesses had received more than \$750 million in construction contracts and local area residents have received more than \$93 million in wages.

As a whole, the City of Inglewood’s general fund is expected to receive tens of millions in annual revenue from SoFi Stadium and Hollywood Park. According to initial estimates, the city is projected to receive \$13 million in sales tax revenue during construction from equipment and materials purchased alone. Inglewood will also benefit through other avenues such as ticket taxes, sales tax from retail operations, property taxes and a hotel occupancy tax. These funds will help balance the city’s budget, improve and expand city services and infrastructure, enhance public safety and maintain open green space. Revenues from Kroenke’s entertainment district will also fund new after-school sports programs among other after-school activities for Inglewood’s youth.

In recognition of their leadership in giving back to the greater Los Angeles region, Kroenke’s Rams were honored in 2019 by both the Anti-Defamation League Los Angeles with their Corporate Leadership Award and by Make-A-Wish Tri-Counties as The Wish Champion Award.

AN INTERNATIONAL SPORTS LEADER

Regarded as one of the world’s leading sports proprietors, Kroenke’s teams have won titles in the NFL, NHL, MLS, and the National Lacrosse League. Kroenke’s sports holdings include serving as the majority shareholder of London’s Arsenal FC (Barclays English Premier League), which won its 13th FA Cup in 2017. From 2000-2014, Kroenke owned the NBA’s Denver Nuggets and the NHL’s Colorado Avalanche, which are now a part of a family trust. Kroenke’s Denver-based company, Kroenke Sports & Entertainment (KSE), owns the Colorado Rapids of Major League Soccer and the Colorado Mammoth of the National Lacrosse League. Kroenke also owns Altitude Sports & Entertainment, which produces Rams preseason games.

“It is evident that Stan knows how to achieve success in the sports world,” Rams General Manager Les Snead said. “His teams have won championships in five different sports and he has experience in building a contender. The success we have experienced through the NFL Draft and free agency, would not have been possible without Stan’s support and his willingness to take risks to build our team.”

On Jan. 12, 2017, Kroenke hired Sean McVay – the youngest head coach in modern NFL history – to lead the Rams. McVay’s 33 wins in a three-year stretch is the franchise’s most wins since the 1974-76 seasons and his record through the first three seasons (48 regular season games) of his coaching tenure is amongst the best start of all head coaches hired since 2000.

Since onboarding McVay, the Rams won back-to-back division titles and turned in one of the best seasons in franchise history in 2018. That year, Los Angeles finished with a 13-3 record – tied for second-best in team history – won two playoff games and added a conference championship to its collection of accolades.

According to The New York Times, 1997 was the first season to allow NFL owners to own cross-sport franchises. Among current NFL ownership, only two have had three teams win a playoff game/series in the same year in North America. Kroenke was the latest to accomplish the feat as the Avalanche and Nuggets also made remarkable playoff runs during the 2018-19 season. Both the Avalanche and Nuggets secured first-round playoff wins, and Los Angeles advanced to the club’s fourth Super Bowl (2018-19 season). The late Paul Allen’s Seattle Seahawks (NFL), Portland Trail Blazers (NBA) and Seattle Sounders FC (MLS) previously did so in 2014.

“Mr. Kroenke is committed to building sustainable, winning teams,” McVay said. “We’re excited to continue that journey into our new home in Inglewood.”

Kroenke currently serves on the NFL’s Broadcast Committee. He has worked on multiple league committees, including the NFL’s Workplace Diversity Committee. Kroenke also worked alongside his fellow owners to reach a new Collective Bargaining Agreement with the NFL Players Association in 2011.

E. Stanley Kroenke, named after baseball legends Enos Slaughter and Stan Musial, was born in Cole Camp, Mo., and grew up in Mora, Mo. Kroenke and his wife, Ann, have a daughter, Whitney, and a son, Josh, Vice Chairman of KSE and KSE UK. In 2017, Kroenke and Josh became owners of two eSports franchises – the Los Angeles Gladiators of the Overwatch League and the Los Angeles Guerrillas of the Call of Duty League.

Kroenke holds undergraduate and graduate degrees from the University of Missouri and he is a member of the Missouri Sports Hall of Fame (2009 Enshrinement Class).



Chief Operating Officer

Kevin Demoff



College: Dartmouth

NFL Year: 16

Rams Year: 12

Kevin Demoff is in his 12th year as Chief Operating Officer with the Rams. In this capacity, Demoff serves as the team's top front office executive and liaison to owner and chairman, Stan Kroenke, on all organizational matters.

After serving on the working group that helped Kroenke return the Rams – Los Angeles' original professional sports team – home to L.A., Demoff is now playing a significant role in delivering on Kroenke's vision to design and construct Hollywood Park, the 298-acre sports and entertainment district in Inglewood that features SoFi Stadium, the home of the Rams. Beyond the stadium, the campus will include a performance venue, retail district and office complex and is currently the largest entitled real-estate project in Southern California.

Since the Rams returned home to Los Angeles in 2016 – the team's 50th season in Los Angeles after calling the region home from 1946-1994 – the Rams are committed to being a key contributor to the betterment of the Los Angeles community.

Immediately on the heels of the National Football League's historic return to Los Angeles, Demoff and the Rams helped lead a regional effort to bring the Super Bowl to the new SoFi Stadium and Hollywood Park. In addition to being the most-watched sporting event in the world, Super Bowl LVI, which will be played in 2022, will attract tens of thousands of people to the Los Angeles region and generate hundreds of millions of dollars for local hotels, restaurants, shops and other businesses. Super Bowl LVI is projected to be Los Angeles' largest tourism event since the 1984 Olympics.

The Hollywood Park development is expected to generate hundreds of millions in new annual economic activity across the region. During construction, there were upwards of 3,500 construction workers on-site daily, with Inglewood residents given priority placement, and more than 12 million worker hours have been completed to-date since construction began. Once fully operating, the stadium and retail components are expected to generate thousands of additional jobs with long-term regional benefits.

In order to further create job opportunities for members of the local community, a 15 percent Inglewood resident apprenticeship goal for construction was established to help workers develop professional and trade skills. As of June 2020, over 95 Minority and Disadvantaged Businesses had received more than \$750 million in construction contracts and local area residents have received more than \$92 million in wages. In addition, in partnership with the Anti-Recidivism Coalition (ARC) and 2nd Call, more than 100 union workers who were previously incarcerated found employment opportunities during the construction of SoFi Stadium.

Demoff and the Rams have also joined forces with the LA24 Olympic Bid Committee, chaired by Casey Wasserman, to help deliver the 2028 Olympic and Paralympic Games to Los Angeles. In addition, SoFi Stadium will host the College Football Playoff final in 2023.

Since joining the Rams in 2009, Demoff has been responsible for re-organizing the club's business efforts with a focus on delivering a better overall experience for Rams' fans, building a team that reflects Los Angeles, and increasing the club's presence in the community. In 2019, the Rams were one of the most diverse teams in the NFL, in the top-three for both racial and gender diversity of the front office. In addition, Demoff spearheaded the organization's efforts to become one of the strongest philanthropic partners in professional sports. That focus has led the team to receive numerous awards for their charitable efforts as they continue to become part of the fabric of the greater Los Angeles region.

Social justice has long been at the heart of the Los Angeles Rams community outreach efforts, focused on education inequities, food insecurity, homelessness, community-police relations and criminal justice – all injustices that unfairly burden the Black and Brown communities and prevent advancement. Since 2017, the Rams have funded a City Year team to support elementary students at Grape Street Elementary in Watts. City Year is a national organization that mobilizes AmeriCorps members for a year of full-time service in underserved communities to serve as tutors, mentors and role models for students to help them graduate high school, college and become career-ready young professionals. Demoff joined the board of City Year in 2020 and the Rams will be funding a second City Year team at Crozier Middle School in Inglewood. In 2019, the Rams adopted both the Watts Rams football team, coached by LAPD officers, and the Inglewood Parks and Recreation Flag Football League, renaming the program the Inglewood Rams, coached by Inglewood PD officers.

When the COVID-19 pandemic hit the country in March 2020, the Rams partnered with KABC on a "Te'LA'thon for Los Angeles," which raised \$2.2 million to benefit both LA Regional Food Bank and United Way of Greater Los Angeles to help those affected by COVID-19. The organization also made a commitment to fund mobile food pantries in Black and Brown communities from March through the end of 2020. In addition to this effort, the Rams partnered with Los Angeles Regional Food Bank to introduce the Taste of the Rams in 2016 to raise money to address the food insecurity of 1 in 5 Angelenos (prior to COVID-19). To date, this annual event has raised roughly \$650,000 – enough for the Food Bank to provide more than 2.5 million meals to Angelenos in need.

In the wake of unimaginable tragedy that struck the Southern California region in 2018, the Rams hosted the Kansas City Chiefs at the LA Memorial Coliseum on November 19 for a game that currently stands as the highest scoring Monday Night Football game ever and will be remembered for bringing LA Together. After a mass shooting and wildfires affected and displaced thousands of residents in the Southern California region, the Los Angeles Rams stood in solidarity with Angelenos to honor and pay tribute to affected individuals, their families and first responders who worked tirelessly to keep the region safe. Under Demoff's leadership, the Rams wrapped their arms around the community in a number of ways including giving away thousands of game tickets to those affected by the tragedies and honoring victims and the community through in-game elements including the National Anthem, coin toss and torch lighting. The Rams partnered with CBS 2 and United Way of Greater Los Angeles on a telethon that



Kevin Demoff Continued



raised more than \$2.1 million benefiting the relief efforts, and in addition more than \$250,000 was raised for a variety of charities supporting the relief efforts through in-game 50/50 raffles, jersey auctions, player ticket donations tied to the game.

Reinforcing the Rams' commitment to the Los Angeles community, Demoff serves on the boards of the Los Angeles Sports Council, and Los Angeles Sports and Entertainment Commission, as well as its philanthropic initiative, ChampionLA. Demoff also serves on the board of the United Way of Greater Los Angeles, and since 2017 he has served as the chair of its annual campaign which helps United Way transform lives and communities by creating pathways out of poverty for the most vulnerable residents through education, housing and financial stability. In May 2019, the Rams teamed up with United Way of Greater Los Angeles for the 12th Annual HomeWalk, a 5K family run/walk to raise public awareness and funds to end homelessness. Through this partnership, the two organizations worked collaboratively to create an unforgettable experience for runners, walkers, fans and fundraisers of all ages. Rams players Aaron Donald, Andrew Whitworth, Johnny Hekker, Tyler Higbee and the entire rookie class joined Coach McVay, Demoff and approximately 10,000 community members to end homelessness. The event raised more than \$1.1 million for housing solutions.

Demoff is also part of the American Cancer Society's CEOs Against Cancer, which is a partnership of the world's leading CEOs and the American Cancer Society dedicated to eliminating unnecessary deaths and suffering from cancer.

One of the hallmarks of the Rams' community outreach efforts is the team's Staff Day of Service program. Introduced by Demoff in 2009, each month the team's front office staff takes time out of the office to volunteer with local non-profits. Since the project's inception, the Rams' staff has provided more than 18,000 hours of community service. Since returning home to Los Angeles, the Rams have provided more than 8,900 hours of community service and impacted 45 local non-profits and 57 schools through this program alone.

The cornerstone volunteer effort of the Staff Day of Service program is the team's annual community improvement project that includes staff, players and cheerleaders uniting to assist a local non-profit, school or community in need. Over the past 5 years, the Rams funded and built new playgrounds for Woodworth Elementary School in Inglewood (2016), Figueroa Street Elementary in Watts (2017), Twentieth Street elementary school in Downtown LA (2018) and at Belvedere Elementary School in East LA (2019).

Los Angeles Business Journal has recognized Demoff for four consecutive years on its annual LA500 list, honoring the most influential leaders and executives in Los Angeles. Demoff was recognized by the Sports Business Journal as one of its "Forty under 40" class members of 2016 and in 2010 he was named one of the "NFL's 10 Future Power Brokers" by Sports Illustrated.

Prior to joining the Rams, Demoff spent the previous four seasons (2005-08) with the Tampa Bay Buccaneers, where he served as a consultant before being named Senior Assistant in 2006. In this capacity, Demoff assisted General Manager Bruce Allen in contract negotiations, salary cap management, strategic planning and both college and pro scouting. During his tenure with the Buccaneers, the team captured NFC South titles in 2005 and 2007 while posting a winning record in three of his four seasons.

From 2001-04, Demoff served as Director of Football Operations for the Los Angeles Avengers of the Arena Football League. Demoff helped direct the team to its first-ever playoff berth and in his final three seasons with the club, the Avengers posted a record of 28-18, third-best in the Arena Football League, qualifying for the playoffs in each of those seasons.

Born and raised in Los Angeles, Calif., Demoff received a bachelors' degree in history from Dartmouth College in 1999 and a Masters in Business Administration from the Tuck School of Business at Dartmouth in 2006.

Kevin and Jennifer have two children – a daughter, Claire and a son, Owen.



General Manager

Les Snead

College: Auburn

NFL Year: 26

Rams Year: 9

Les Snead is in his ninth season as general manager of the Los Angeles Rams.

Snead's tenure has been marked by strategic, aggressive moves that has created a strong core nucleus of talent and improved depth throughout the roster. Snead set his philosophy in motion just days after his hiring and has continued through the 2019 NFL Draft.

After guiding the organization through the building and breakthrough process of constructing the Rams roster, Snead and the Rams are now thriving in the contention phase of NFL roster building.

L.A. went without a first-round draft pick for the third-straight season in the 2019 NFL Draft after acquiring talent and beginning to reward the Rams core-nucleolus with long-term contracts.

Since being named general manager, Snead has orchestrated 48 trades, which is the seventh-most in the NFL since 2012. The Rams have selected 63 players in the NFL Draft under Snead, six of which have been named All-Pro, which is tied for the most drafted All-Pro selections since 2012.

Prior to the start of the 2018 season, L.A. rewarded two former first-round picks in DT Aaron Donald and RB Todd Gurley II with long-term contracts, making both Donald and Gurley the highest paid players at their positions following a 2017 season where they won Associated Press Defensive and Offensive Player of the year accolades, respectively.

The Rams made six trades in the 2019 NFL Draft, including a trade out of the first round to acquire additional draft capital. L.A. used its first pick of the draft to select S Taylor Rapp out of Washington in the second round (No. 61 overall), before making three selections in the third round. L.A. finished with eight total draft picks in this year's draft, including four offensive and four defensive players, with four selections in the top-100 picks of the draft.

Snead took a different approach to the 2018 offseason compared to previous years, making trades to acquire players, in addition to making trades to bolster draft capital. From the start of the new league year on March 14 through the completion of the 2018 NFL Draft, Snead and his personnel department executed 11 trades, which resulted in the acquisition of players such as CBs Marcus Peters and Aqib Talib, and WR Brandin Cooks. Additionally, the Rams were able to land coveted free agent DT Ndamukong Suh.

In the 2018 draft, Snead orchestrated a draft that netted the Rams 11 players, despite not having a pick in the first two rounds. L.A. used its first two picks on offensive linemen picking T Joseph Noteboom (No. 89 overall) out of TCU and C Brian Allen (No. 111 overall) from Michigan State. The Rams used seven of the remaining nine selections to bolster depth along the defensive front. All 11 2018 draft picks were on the roster entering the 2019 offseason program.

From 2012-2017, Snead made 52 selections in the NFL Draft, with 11 percent (six players) of those selections going on to earn All-

Pro honors, the most in the league during that time frame. Snead's draft choices include back-to-back Associated Press Rookie of the Year honorees in Donald (2014 Defensive Rookie of the Year) and Gurley (2015 Offensive Rookie of the Year). Both of whom went on the earn AP Offensive and Defensive Player of the Year honors following the 2017 season.

The Rams have reaped early dividends from many of Snead's initial selections, particularly in the early rounds. Of the 13 players Snead selected in the first or second rounds of his first four drafts, seven were named to the Pro Football Writers of America All-Rookie Team following their first season. In total, 10 players drafted by Snead have made an All-Rookie Team.

Despite not owning a first-round selection for just the seventh time in franchise history, Snead was more active in free agency during the 2017 offseason to supplement the young talent accumulated through the draft on the Rams roster with a veteran presence. The first moves made by Snead with Head Coach Sean McVay were the signings of Pro Bowl T Andrew Whitworth and WR Robert Woods.

In the 2017 NFL Draft, Snead and company maneuvered trades to select TE Gerald Everett (No. 44 overall) out of the University of South Alabama. The Rams used three of their first four selections on pass catchers, selecting WR Cooper Kupp (No. 69 overall) out of Eastern Washington and WR Josh Reynolds (No. 117 overall), in addition to S John Johnson III with the second of two third round selections (No. 91 overall). As a group, the 2017 draft class started 26 games as rookies, led by Johnson who started 11 games at safety. The 2017 rookie class was highlighted by Kupp being named to the PFWA All-Rookie Team.

The 2016 season kicked off with a blockbuster pre-draft trade from No. 15 overall to No. 1 overall with the Tennessee Titans to select Cal QB Jared Goff. The trade sent the Titans the Rams' first-round draft pick (No. 15), two second-round draft picks (No. 43, No. 45), and a third-round draft pick (No. 76) in 2016. Tennessee also obtained Los Angeles' first-round and third-round picks in the 2017 NFL Draft. In addition to receiving the No. 1 overall pick, Los Angeles gained the Titans' fourth-round (No. 113) and sixth-round (No. 177) selections in 2016. No team has moved farther up in the first round since the New England Patriots did so in 1984.

In 2015, Snead led a draft that focused on revamping the running game. That started by selecting Gurley No. 10 overall and then selecting four offensive linemen with the team's next six selections, highlighted by Wisconsin T Rob Havenstein (No. 57 overall). Havenstein has gone on to start all 59 regular season games and four postseason contests with the organization. The Rams boasted the third youngest offensive line in the NFL during the 2015 season, which showcased Havenstein who did not allow a sack as a rookie.

Gurley became just the third Rams rookie running back to eclipse the 1,000-yard rushing mark since Hall of Famers Eric Dickerson (1983) and Jerome Bettis (1993). Gurley led all rookies in rushing and finished third among all NFL runners in rushing yards (1,106).



Les Snead Continued



His season culminated with a Pro Bowl berth, Pro Football Writers of America Rookie of the Year award and NFL Offensive Rookie of the Year award, marking the second-consecutive year that a Rams rookie took home NFL rookie honors (Donald –DPOY 2015). Gurley had his best season as a pro in 2018, leading the league with 2,093 scrimmage yards and 19 total touchdowns en route to earning Associated Press Offensive Player of the Year accolades.

Snead and his staff made a total of 11 selections in the 2014 draft. With their own first-round pick, they selected Donald, a Pittsburgh All-American, who earned Pro Bowl honors and was named NFL Defensive Rookie of the year after posting 9.0 sacks, the second most by any NFL defensive tackle that season. Donald bested his rookie performance in year two and garnered 11.0 sacks, which tied for most in the league at his position on his way to his second-consecutive Pro Bowl nod and went on to win Associated Press Defensive Player of the Year honors in 2018. After becoming the highest paid defensive tackle in NFL history, Donald thanks Snead and the Rams with a franchise-best 20.5 sacks, the most by an interior defensive lineman in league history, en route to earning his second-consecutive AP Defensive Player of the Year honors.

Snead and his staff have had plenty of success in post-draft rookie free agency over the last eight years. Of the 53 players on the team's final 2016 roster, 15 joined the Rams as undrafted rookie free agents under Snead's watch. That group included Pro Bowl P Johnny Hekker and LS Jake McQuaide and special teams standout LB Cory Littleton, who blocked two kicks during the 2017 season.

Snead inherited a roster that had endured one of the most difficult stretches in league history. From 2007 to 2011, St. Louis posted a 15-65 record (.188 winning percentage), the worst ever by an NFL team during any five-year period. The Rams' 15 wins during that stretch were the fewest in the league, and Detroit, which had the second-lowest win total during the same time frame, totaled 10 more wins than St. Louis as the Lions won 25 games. From 2012-15, the Rams have logged 27 wins to increase their winning percentage to .422.

The Rams' 2016 training camp roster was the youngest roster in the NFL. Since the Snead administration has been in place, the Rams have boasted the youngest roster during the 2012, 2014 and 2016 seasons. The Rams were the second-youngest team in 2015.

In the spring of 2012, Snead directed a trade that sent the second overall pick in the 2012 draft to the Washington Redskins in exchange for the sixth and 39th picks that year as well as Washington's first round picks in both 2013 and 2014.

Snead made two additional trades in April of 2012 that allowed the Rams to make four of the first 50 selections in the 2012 draft. The surplus of picks allowed the Rams to strategically maneuver in the 2013 draft as well. With the Rams sitting at No. 16, Snead surmised that he wouldn't be able to stand pat and land highly-coveted WR/PR Tavon Austin, so he worked out a deal with the Buffalo Bills. The Rams moved up to Buffalo's eighth spot and selected the speedy playmaker from West Virginia. Austin scored six touchdowns as a rookie – four receiving, one rushing and one on a 98-yard punt return. In the Rams' win at Indianapolis in 2013, Austin became one of three rookies in NFL history to score three touchdowns of 50 yards or more, joining Hall of Famer Gale Sayers and Randy Moss.

With the 22nd pick, which the Rams owned as part of the Washington trade, Snead made another deal that helped the club recoup a significant portion of what he'd sent to Buffalo. The Rams swapped places with the Atlanta Falcons, and with the 30th selection, Snead and company were able to secure the player they'd targeted at No. 22 - Georgia LB Alec Ogletree. As a rookie,

Ogletree led the Rams with 155 tackles and added 1.5 sacks, six forced fumbles and an interception.

In his role as general manager, Snead partners with Head Coach Sean McVay to direct all personnel decisions for the club. In addition, Snead coordinates all aspects of the club's football operations with the head coach. He also joins forces with C.O.O/ Executive Vice President of Football Operations Kevin Demoff and Vice President, Football & Business Administration Tony Pastors to direct the team's business ventures.

Prior to joining the Rams, Snead spent 13 seasons with the Atlanta Falcons. He served as the club's director of player personnel from 2009-11 and also held posts as a pro scout and as the Falcons' director of pro personnel.

During his time in Atlanta, Snead was part of a personnel staff that signed, traded for or drafted 16 players that went on to earn Pro Bowl honors.

Snead helped construct a roster that has been one of the NFL's best over the last few years. From 2008-11, the Falcons had four consecutive winning seasons, winning 43 games during that time, which are the fifth-most wins in the NFL over that time period. The Falcons participated in one Super Bowl and two NFC Championship games during Snead's tenure with the club.

Snead joined the Falcons after three seasons (1995-97) in the pro scouting department of the Jacksonville Jaguars. He was hired by the Jaguars prior to the franchise's first season and helped put together a team that garnered an AFC Championship game berth in just its second year of existence. Jacksonville won its first division title in Snead's final year with the team.

Snead played tight end for Auburn from 1992-93 and was part of the Tigers' perfect 11-0 team in 1993. He also earned Southeast Region Academic All-American honors during his college career.

The Eufaula, Ala. native holds a Bachelor of Science degree in psychology and planned to attend medical school until he was offered a graduate assistant coaching position at his alma mater. He earned a Master of Education degree at Auburn while working as a graduate assistant and he also served as an administrative assistant of football operation in 1995 at Auburn.

In addition to his duties with the Rams, Snead also sits on a pair of advisory boards, including GAMEBREAKER, which is a soft shelled headgear powered by D3O Impact Technology as a way to help alleviate some of the nicks and abrasions that come with playing any contact or non contact sport. Also Snead serves as a board member on the Curry School Foundation Board at UVA, a dynamic group of professionals who have committed themselves as fundraisers and ambassadors of the school, promoting Curry's work among their networks of colleagues and acquaintances.

Snead is married to Kara Henderson Snead, a sports media personality who has worked for NFL Network, and co-hosted NFL Total Access and provided in-depth interviews, pregame and postgame reports and sideline reports for a variety of shows across the network including NFL Total Access, Around the League, NFL GameDay Morning and NFL GameDay Final. Kara graduated cum laude from Duke University. She began her career as a production assistant at ESPN and later ABC News. Her on-air career began at NESN in 1998 as the co-host of NESN's "Front Row". From 2000 to 2003, she worked at CNN as a reporter and anchor.

Together, the couple has three children: a son, Logan, who is a freshman at UVA and a member of the Cavalier football team, a daughter, Cannon, and a son Tate, who are freshmen at Oaks Christian High School.

**Vice President,
Football & Business Operations**



Tony Pastoors

College: Dartmouth

NFL Year: 11

Rams Year: 11



Tony Pastoors enters his 11th season with the Rams after joining the Rams prior to the 2010 season. Pastoors serves as the vice president, football and business administration.

In this role, Pastoors works directly with Chief Operating Officer Kevin Demoff on all aspects of Rams operations. Pastoors teams with General Manager Les Snead and Head Coach Sean McVay in the development and implementation of the club's strategic plans for player signings and player acquisitions.

As the club's chief negotiator, Pastoors is responsible for Rams' salary cap management, contract negotiations, compliance with the NFL's Collective Bargaining Agreement as well as the club's financial and strategic planning. Pastoors also partners with

Demoff, Snead, and McVay in the day-to-day management and execution of the team's football operations. In addition, Pastoors serves as a liaison to Rams business operations, including marketing, partnerships, finance, ticketing, community relations, administration, and communications.

Born and raised in Minneapolis, Minn. Pastoors received his degree from Dartmouth College, where he was a three-time letter winner for Head Coach Buddy Teevens and the Dartmouth football program.

Pastoors resides in Los Angeles, Calif., with his wife, Emily and their daughter Charli.

**Vice President,
Strategy and Ticketing**



Dan August

College: Dartmouth

NFL Year: 13

Rams Year: 5



The 2020 season marks Daniel August's fifth season with the Los Angeles Rams.

As vice president of strategy and ticketing, August is involved with key strategic initiatives and oversees various aspects of ticketing and the gameday experience. Areas of focus include ticketing strategy, planning, analytics and operations, in addition to guiding the Rams premium ticketing experience, season ticket member benefits and gameday experience.

In his first three seasons with the Rams, August focused on key business ventures and major strategic initiatives for the club, which included ticketing strategy and planning, gameday experience, concessions, digital media, consumer products and analytics.

Prior to joining the Rams, August worked for the NFL league office in New York City for eight years. Over his final two years, he served as head of strategic marketing and planning, after working

for six years in finance, the last as director of Financial Planning & Analysis. During his tenure at the NFL headquarters, August served on major projects, including the Collective Bargaining Agreement (CBA), NFL Ticket Exchange, apparel and e-commerce deals, International Series expansion, Veteran Combine, NFL Newborn Fan Club and Pro Bowl.

Before entering the sports arena, August served as an investment banking analyst at Morgan Stanley.

August received a Bachelor of Arts in Economics from Dartmouth College in 2007, and a Masters in Business Administration from The University of North Carolina's Kenan-Flagler Business School in 2014.

He is married to Joanna Hunter August, who works in corporate communications for the Rams, and they have two daughters, Leah and Isabella.



Treasurer



Jeff Brewer

**College: California State University
North Ridge**

NFL Year: 35

Rams Year: 35

Jeff is entering his 35th season with the Rams. Jeff joined the Los Angeles Rams in 1986 as Controller.

Brewer has spent the last 27 years in his current role as Treasurer. As head of the Rams finance department, he oversees day-to-day operations and handles multiple audits, tax work and treasury management.

Originally from Southern California, Jeff earned an accounting degree from California State University, Northridge where he

was captain of the basketball team. Prior to joining the Rams he worked as a manager at Ernst & Whinney, an accounting firm in Newport Beach, California.

Jeff is married to Alaine, and together they have 6 adult children, Jen, Nick, Robert, Alyssa, Molly and Megan. In his free time he enjoys spending time with his family, traveling and photography. Jeff and Alaine reside in Yorba Linda, Calif.



**Vice President
and General Manager, Media**



Marissa Daly

College: Villanova

NFL Year: 3

Rams Year: 3

The 2020 season marks Marissa Daly's third season with the Los Angeles Rams, serving as the team's vice president and general manager of media.

Before joining the Rams, Daly served as the senior director of product marketing for Yahoo Sports and led marketing for the Sports and Fantasy properties including strategy, research, positioning, CRM, mobile acquisition, creative, media planning, brand management.

While attending UCLA Anderson School of Management, Daly was the president of the Sports Business Association, co-director of orientation for the class of 2012, and co-founder of PULSE, an annual media, entertainment, and sports conference. She

interned at the LA Sports & Entertainment Commission as a sales and marketing intern for the NBA All-Star Jam Session, and for Mandalay Baseball Properties.

Prior to Anderson, Daly worked as a financial analyst at Goldman Sachs and as an Investor Relations representative at NYC-based hedge fund, Latigo Partners.

Daly received her bachelor's degree in finance and international business from Villanova University.

Marissa and her husband, Sam, are parents to their sons Owen and Hudson, and have a golden retriever named Kobe Bryant.



**Vice President,
Legal Affairs**



Todd Davis

College: Southern California

NFL Year: 29

Rams Year: 29

Todd Davis is entering his 29th year with the club. He works directly with ownership and Chief Operating Officer Kevin Demoff on day-to-day business operation issues and advises the club on all legal matters and contributes significantly to the team's business operations.

His areas of oversight include sponsorships, licensing, vendor and employment agreements (for football and non-football employees), human resources issues, team litigation, risk management, as well as workers compensation, among various others. Davis is on the board of the Rams Foundation. Davis is on the NFL steering committee for sports betting/integrity and compliance as well as the committee for workers compensation.

Davis is active in league-wide matters and served on multiple intra-

league working groups including workers compensation, gambling and seat licenses. He aids in the Rams Risk Management, and serves as the Secretary of the Rams Foundation.

A graduate of the University of Southern California Law Center in 1991, he obtained his Bachelor of Arts in political science, a Bachelor of Science in accounting from the University of Southern California. He is a member of the California Bar Association.

In 2010, Davis joined the NFL Committee for workers compensation and continues to be an active member.

He is married to his wife of 23 years, Anna. Together they have one daughter, Savannah (17), who is an avid volleyball player.

**Vice President,
Business Development**



Eric Dickerson

College: Southern Methodist

NFL Year: 15

Rams Year: 8



Eric Dickerson joined the Rams front office as vice president of business development in August of 2017, rejoining the organization that drafted him in 1983.

Dickerson played running back for the Rams from 1983 to 1987 and broke the NFL's single season record holder for most yards gained (2,105) in 1984. As a rookie season in 1983, he set NFL rookie records for most yards gained in a season (1,808) and attempts (390) and was named NFC and NFL rookie of the year.

He currently ranks ninth on the NFL's all-time rushing list with 13,259 yards. The SMU product rushed for more than 100 yards 64 times, which ranks fourth on the NFL's all-time record list. Dickerson went on to complete a legendary NFL career by reaching 10,000 career rushing yards in the shortest amount

of games. His production was matched by his running style and unforgettable appearance on the field, where he wore sports goggles, a neck roll and the full complement of pads.

Dickerson was selected to the Pro Bowl six times and chosen to NFL's all-Decade team for the 1980's. In 1999, he was inducted into the Pro Football Hall of Fame.

Dickerson was the No. 1 ranked high school football player in the nation before committing to Southern Methodist University (SMU) and turned them into a national powerhouse.

In addition to his work with the Rams, he also has a strategic partnership with iHeart radio and serves as an NFL Analyst for FS1.



Head of Employee Experience



Oracio Galindo

College: Loyola Marymount

NFL Year: 5

Rams Year: 5


Oracio Galindo is entering his fifth season with the Los Angeles Rams as head of employee experience. He oversees the administration of day-to-day human resources activities and is strategically responsible for developing programs, systems, and policies that attract, retain, engage, and develop talent across the organization.

Prior to joining the Rams, Galindo served as the vice president of employee relations and labor relations for Tribune Publishing, a media company rooted in award winning journalism, which employs 8,000 employees across the country. During his tenure, he was instrumental in leading a staff of 25 human resources professionals to drive various transformational and organizational changes across 10 major newspapers. Before his work with Tribune Publishing, he served in various senior leadership roles

with other organizations such as the Los Angeles Times, Sony Music Entertainment, Starbucks Coffee, and Red Bull.

A native of Los Angeles, Calif., Galindo earned an undergraduate degree in business administration from Loyola Marymount University and a master's in human resource development from Claremont Graduate University.

Galindo married his wife, Gladys Limon, in September of 2016. She currently works as an executive director for an environmental justice organization in the Los Angeles area. In April of 2018, Galindo and his wife welcomed a baby boy, Cristian Alejandro, and in February of 2020 welcomed their second son, Emilio David. The family currently resides in Camarillo, Calif.



**Vice President,
Partnership Sales**



Jason Griffiths

College: Middlebury

NFL Year: 3

Rams Year: 3

Jason Griffiths enters his third season with the Los Angeles Rams in 2020 serving as the organization's vice president – partnership sales.

In his current role, he is responsible for managing the current Rams partners as well as overseeing the origination of new partnerships at SoFi Stadium.

Prior to joining the Rams organization, Griffiths served as director – enterprise sales for Box, an enterprise cloud content management company. During his three year tenure Griffiths helped build Box's North East presence from a small team of thirty team members to over one hundred and fifty. During this time, this region became one of the most successful sales regions in the US.

Before his time with Box, Griffiths worked for Rackspace from 2009 through 2015 starting as an account manager and working his way up to a senior sales executive. His roles included

developing and executing all sales and account management strategies for a portfolio of Fortune 1000 accounts, building successful sales teams and helping Rackspace expand their sales presence in New York City.

Griffiths co-founded Cortech Group in 2005, a fast moving consumer goods company. As co-founder, Griffiths helped create a business plan, raised equity and serviced multi-billion dollar international retailers.

Griffiths earned a bachelor's degree from Middlebury College in 2004 and went on to earn a masters from Stanford University in 2005. Griffiths lives in Sherman Oaks with his wife Courtney and their son, Rhys and daughter, Louisa.



Chief Technology Officer



Skarpi Hedinsson

College: Washington

NFL Year: 4

Rams Year: 4

Skarpi Hedinsson joined the Los Angeles Rams in February 2017 as the organization's first Chief Technology Officer.

In this role, Hedinsson oversees the team's technology strategy, shared service delivery and management of both football and corporate technology activities. In addition to these responsibilities, Hedinsson is a key member of the team driving the vision for and overseeing the implementation of technology throughout SoFi Stadium and Hollywood Park.

Prior to joining the Rams, Hedinsson served as the Chief Technology Officer, Disney/ABC Television Group, where he oversaw efforts to identify new technology talent, capabilities and platforms. Hedinsson had previously served as the company's senior vice president, Technology & Platform, Digital Media. His team deployed the revolutionary WATCH ABC and WATCH Disney services making the Disney/ABC Television Group the first entertainment company to provide authenticated users access to both live, 24/7 linear network streams as well as an

extensive offering of advantaged window "on demand" episodes on desktops, mobile and connected TV devices. With ABC, they were the first to offer 24/7 live streams of local, national and syndicated programming.

Prior to launching the WATCH services, Hedinsson and team designed and built the Emmy Award-winning Full Episode Player for ABC.com and the critically acclaimed ABC Player App for iOS devices, both industry defining when they launched for being first to make full episodes of ABC Network Primetime, Daytime, and Late Night programs available to viewers on their respective platforms.

Mr. Hedinsson is the inventor or co-inventor of seven issued U.S. Patents and fourteen pending U.S. Patents in the field of digital media and streaming video. He graduated from the University of Washington with a degree in Computer Science. He currently lives in Los Angeles with his wife, Lynnea and daughters Isabel and Freyja.



**Vice President,
Community Affairs and Engagement**



Molly Higgins

College: Northern Iowa

NFL Year: 19

Rams Year: 19

Molly Higgins is the vice president of community affairs and engagement for the Los Angeles Rams. In her role, Higgins oversees the Rams community outreach efforts and aims to creatively leverage the team's platform to help impact lives and create lasting memories.

After building a strong charitable presence in the St. Louis community that resulted in the Rams being named, "St. Louis Philanthropic Organization of the Year," upon the team's return home to Southern California, Higgins embarked on a listening tour to better understand the needs of the Los Angeles community and determine how the Rams can utilize their unique assets to help address those needs. During this ongoing process, Higgins has established the Rams as a key community partner in Los Angeles.

Among the team's areas of priority, the Rams focus substantial resources to support youth education and mentoring, promote health and wellness, help address the issues of poverty and celebrate the contributions of our military and veterans. The team also participates in a variety of special events to raise awareness and funding for numerous local non-profits throughout the greater LA region to improve the lives of Angelenos.

One of the hallmarks of the Rams community outreach efforts is the team's staff day of service program that Higgins and COO, Kevin Demoff, launched in June of 2009. Since then, each month the Rams front office staff has taken time out of the office to volunteer with local non-profits. Since returning to Los Angeles in 2016, Rams staff members have provided more than 9,000 hours of community service and impacted 45 local non-profits and 57 schools. Higgins believes that the staff day of service program provides the front office team members with meaningful first-hand exposure to the challenges faced by many Angelenos, an appreciation for the work that is being done by local non-profits and educators, and a sense of pride and personal investment in the Rams commitment to the betterment of Los Angeles.

Beyond the organization's charitable focus areas, the Rams community affairs team works to understand each player's areas of interest and then aligns them with causes that they are passionate about to enable them to personally impact their community. Since 2016, every player on the roster has been active in the community. The Rams cheerleaders and team mascot, Rampage, are also key community ambassadors averaging 1,000 hours in the region annually.

In addition to Higgins' community affairs and engagement responsibilities, she is part of the Rams' executive team that helps shape the organization's off the field strategy.

In 2019, the United Way of Greater Los Angeles recognized Higgins with an EmpowerHer Award for her commitment to advance equity in Los Angeles. During her time in St. Louis, Higgins was a recipient of the Bar Association of Metropolitan St. Louis' "Spirit of Justice Award" honoring individuals who have demonstrated accomplishment, leadership and integrity in facilitating and promoting justice. In 2014, Higgins was recognized as one of St. Louis' "Most Influential Business Women" by the St. Louis Business Journal. Higgins was named to the St. Louis Business Journal's 30 under 30 list in 2006, an annual award that honors 30 St. Louis-area business leaders under the age of 30.

Prior to joining the Rams, Higgins worked in public relations for Unigraphics Solutions, a NYSE-listed global computer software company.

A graduate of the University of Northern Iowa with a B.A. in public relations and a minor in marketing, Higgins is also a graduate of the Coro Women in Leadership program and participated in the Stanford Graduate School of Business Program for NFL Managers. She and her wife, Missy, reside in Playa Vista.



**Vice President,
Partnership Development**



Mike O'Keefe

College: Missouri State

NFL Year: 23

Rams Year: 23

Mike O'Keefe is entering his 23rd season with the Rams and has held numerous positions with the team during his tenure which span across ticketing, premium seating, suite sales, marketing, media, sponsorship, and community partnerships.

In his current role as vice president of partnership development, O'Keefe cultivates sponsor relationships with a focus on team programming integration and community outreach initiatives. In addition to both new and existing business development responsibilities, he also works closely with the Rams Foundation and has been instrumental in the build-out of strategic platforms

which allow the team and partners to deepen their community engagement across the Los Angeles region together.

O'Keefe is a YMCA Board Member and is also active with the Ronald McDonald House in addition to participating in the teams numerous off the field charitable endeavors.

Born and raised in St. Louis, Mo., O'Keefe holds a degree in communications from Missouri State University and resides in Agoura Hills with his wife and three daughters.

**Vice President,
Brand Experience**



Christian Parsons

College: University of Toronto

NFL Year: 1

Rams Year: 1



Christian Parsons enters his first season working with the Los Angeles Rams as the VP of brand experience. Parsons has proven success in leading digital transformations and growing lifestyle brands to impact youth culture.

In his role, Parsons will oversee game presentation, merchandise collaborations, alumni relations, season ticket member events, influencer and celebrity strategy as well as brand experiences and events.

Parsons brings more than a decade of branding experience to the club. Before joining the Rams, Parsons spent three years working for Maple Leaf Sports & Entertainment as a marketing director, where he rebranded digital media for the Toronto Raptors, relaunched e-commerce, CRM and paid media that later resulted in a 128 percent increase in revenue. In addition, Parsons was recognized for his efforts in earning Scotiabank Arena over one million dollars in single day retail sales, which serves as a record. His marketing team was also awarded the National Hockey League Marketing Campaign of the Year award in 2017.

In 2015, Parsons served as the Vice President and Account Director for Publicis New York where he led the global brand

strategy process for Revlon, guided over 20 product launches while overseeing the "Love Is On" campaign, and led the digital revitalization of the Cadillac brand to help target the millennial audience.

Within five years, Parsons successfully helped grow global sales by 18%, while also launching the Adidas Boost runner for Sid Lee New York & Montreal. As the Global Account Director, he served as the lead person of brand and digital strategies for Adidas "All In" campaign, Samsung, Topshop, Acer and Intel. He was part of the team that won the New Era Caps NFL business and served as the Account Manager for Taxi Toronto for three years.

Prior to his job in Montreal, Parsons entered his profession as an account coordinator for Armstrong Partnerships where he assisted MasterCard with NHL sponsorship and launched MasterCard PayPass in Canada.

Parsons earned a Bachelor of Commerce in Marketing from the University of Toronto. When he is away from work, he loves to dedicate his focus to his family and becoming a better athlete to represent Canada at international tournaments for ultimate frisbee.



**Vice President,
Sports Medicine & Performance**



Reggie Scott

College: West Virginia

NFL Year: 18

Rams Year: 11

Reggie Scott enters his 11th year with the Rams and was named vice president, sports medicine and performance in 2020 moving up the ranks from senior director, sports medicine and performance, director of sports medicine and performance after joining the Rams as head athletic trainer.

Scott initially joined the Rams in 2010 and became the youngest head athletic trainer in the modern NFL era.

In his current role, Scott oversees the athletic training department which is responsible for managing and facilitating the medical care of Rams players. This includes daily evaluation, treatment, rehabilitation, prevention, education and administrative work. Since joining the Rams, Scott has overseen the athletic training efforts for 21 Pro Bowl selections and two No. 1 overall Draft picks.

In addition to his duties with the Rams, Scott serves as the acting president for the Professional Football Athletic Trainers Society's (PFATS) executive board.

During the Rams' inaugural season back in Los Angeles, Calif., Scott and his staff were charged with developing and managing three fully-equipped training facilities before settling into their home base.

In 2015, Scott and his staff were named the 2015 NFL Athletic Training Staff of the Year by the Professional Football Athletic Trainers Society. The award is voted on by the PFATS membership and recognizes one NFL athletic training staff annually for their distinguished service to their club, community and athletic training profession. The honor marked the first time the Rams have been recipients of the award since it was established in 1985.

Before joining the Rams, Scott spent six seasons as an assistant athletic trainer for the Carolina Panthers, starting with their NFC Championship season in 2003. Scott was a part of back-to-back Super Bowl appearance teams, coming straight off his first NFL season as an intern on the Tampa Bay Buccaneers athletic training staff during their 2002 Super Bowl Championship season.

Prior to entering the NFL ranks, Scott worked as a student athletic trainer at his alma mater, West Virginia University, for four years (1999-2002). Scott earned his bachelor's degree in athletic training from WVU. Scott also earned a master's degree in performance enhancement and injury prevention from California University at Pennsylvania. In 2007, he added the Performance Enhancement Specialist Certification from the National Academy of Sports Medicine.

Scott broke into athletic training as an intern with the Philadelphia Phillies in 2000.

Scott is the chairman of the membership service committee and advocacy committee for the Professional Football Athletic Trainers Society. He is also a member of the National Athletic Trainers' Association, where he serves as an Ethnic Diversity mentor. In 2004, he was a part of the staff that won the PFATS Athletic Training Staff of the Year award, and in 2003, he earned the U.S. Air Force Commanders Award for Excellence which he completed at Dover Airforce Base.

Scott grew up in Dover, Del., with his mom, Juana Fuentes Bowles, father, Reggie Scott Sr., and sister, Victoria Fuentes Cox, who still reside in the area. Scott has been married for 15 years to his wife, Tina, and they have two children: Sophia and Isabella.



**Vice President,
Demand Generation and CRM**



Marty Turman

College: Northern Illinois

NFL Year: 3

Rams Year: 3

Marty Turman enters his third season with the Los Angeles Rams serving as the organization's vice president of demand generation, CRM, and marketing analytics.

In his role, Turman focuses on building awareness of the Rams brand and loyalty amongst the fan base. In addition, he leads the data-driven marketing strategy that encompasses the gathering and usage of fan's engagement with the team and performance of activities leveraging this data.

The first year with the Rams proved to be a very exciting one for him. He moved his family from Colorado to Los Angeles, helped drive attendance to one of the greatest Monday Night Football games of all time, experienced the Rams Super Bowl run his first year in the league, and increased the sophistication and scope of the team's data-driven marketing.

Moving into his third year, Turman is eager to see the Rams once again succeed on the field while making success off the field for the team with particular focus on data unification across systems and messaging personalization.

Turman joined the Rams after serving four years as the senior director of relationship marketing for Vail Resorts, Inc. in Colorado, where he led a team responsible for strategy and deployment of company-wide direct marketing communications. Prior to joining Vail Resorts, Inc., Turman spent over a decade in the gaming industry in Las Vegas and Chicago leading a variety of marketing initiatives, including: loyalty marketing & CRM, multicultural marketing, key account sales strategy, and live entertainment booking/advertising.

Turman was born and raised in the suburbs of Chicago and received his bachelor's in marketing at Northern Illinois University. Turman later earned his MBA from the University of Southern California.

He and his wife, Janet, have two boys, Max and Mateo who have all become devoted Rams fans.



**Vice President,
Partnership Marketing**



Lexi Vonderlieth

College: Pepperdine

NFL Year: 2

Rams Year: 2

Lexi Vonderlieth is entering her second year as vice president of partnership marketing for the Los Angeles Rams in 2020.

In her role, Vonderlieth will drive overall strategic and executional development of all exclusive partnerships for the Rams and in addition, provide support to the Los Angeles Stadium and Entertainment District at Hollywood Park partners for the Rams.

Previously, Vonderlieth spent seven years at TBWA/Chiat/Day, an advertising agency committed to creating innovative brand and marketing programs. A majority of her time was spent across Gatorade and Airbnb in numerous roles from sports marketing, branded content to senior marketing manager. Working on Gatorade, she managed all sports marketing advertising with leagues/teams/athletes, brand integrated marketing programs and branded content.

Vonderlieth led the development of the Gatorade branded content program with the debut of "RG3: The Will to Win" documentary which was a first-time deal between Gatorade, RG3, NFL Films and ESPN/ABC programming. Following with "There is No Tomorrow" documentary following the Brazilian National team from the 2012 Olympic defeat to the 2014 World Cup. For Airbnb, Vonderlieth successfully worked on the launch of the brand's first global campaign developing innovative tactics per market.

As a director, Vonderlieth spent the next three years driving strategic and creative development for Beats by Dre at R/GA and

Anomaly. Notably, she helped launch Beats by Dre into the 2015 Rugby World Cup, with a fully integrated campaign into a new sport and new market for the brand. In 2016, Vonderlieth worked on "Got No Strings" launch of the Beats X product to the market and developed fully integrated partnership campaigns for global partners, Best Buy, T-Mobile and FNAC. In 2017, followed with the "Be Heard" sports anthem campaign which led to No. 1 market share for wireless headphones.

Prior to joining the Rams, Vonderlieth worked as a Global Director at Media Arts Lab leading all Apple Services. Her duties included global marketing and strategy for Apple Music, Apple Pay, Homepod and focused the last year on the launch of Apple TV+, working on the Apple TV+ announce in March and continuing to develop the strategy and launch plan for Apple TV+ streaming brand and show campaigns.

Vonderlieth has been recognized two consecutive years by the Business Insiders: 30 most creative women in advertising, in 2016 and 2017.

Vonderlieth received her bachelor's degree in communications from Pepperdine University. She went on to earn her master of business administration, marketing from Loyola Marymount University.

Vonderlieth, her husband Paulo and their two young boys, Dylan and Lukas reside in Los Angeles.



Chief Marketing Officer



Ronalee Zarate-Bayani

College: UC Irvine

NFL Year: 4

Rams Year: 4

Ronalee Zarate-Bayani joined the Los Angeles Rams as chief marketing officer in 2017. In this role, she is responsible for defining and cultivating the Rams brand, serving as a key member in shaping the experiences and value proposition of the new 300-acre Los Angeles Stadium and Entertainment District at Hollywood Park and creating a modern L.A. entertainment experience for the next generation of fans.

Zarate-Bayani is leading the evolution of the Rams business into a brand-centered organization with the development and roll out of new brand strategy. As CMO, she is responsible for helping the organization bring the Rams brand to life and oversees various teams within the front office, including brand experience, creative services, guest experiences and demand generation, CRM and analytics.

Over the past year, Zarate-Bayani has worked diligently across the organization to develop the Rams new brand identity and its uniforms. She has also helped shape a unique and dynamic gameday experience that leverages all of SoFi Stadium's new technology.

Prior to joining the Rams, Zarate-Bayani was head of global integrated marketing communications and digital advancement for the Hershey Company. In that role, she focused on establishing modern marketing excellence, ensured Hershey's portfolio of brands had compelling consumer experiences, and built enhanced digital capabilities.

Prior to Hershey, Zarate-Bayani worked in multiple leadership roles at Visa Inc. with an emphasis on leveraging consumer insights and digital experiences to create effective consumer marketing campaigns. While there, she formed a new internal marketing consulting group that embedded cultural and social insights into brand strategies and led the development of digital-first, new product launches. Zarate-Bayani cultivated her zeal for brand building through various marketing roles with Taco Bell that started in brand marketing, then brand communications and then culminated in leading the digital team.

Zarate-Bayani is passionate about building brands, especially through modern digital experiences and has over 15 years of marketing experience across a variety of industries. Throughout her career, she has focused on growing brands and cultivating winning teams both as an entrepreneur and an intrapreneur in global companies around the world, including Japan, South Africa and the Philippines.

Zarate-Bayani holds an M.B.A. from the Stanford Graduate School of Business and graduated summa cum laude with a B.A. in political science from the University of California, Irvine.

As a native of Southern California, Ronalee is excited to be back home in Los Angeles with her husband, Michael and three children.



Los Angeles Rams 2020 Media Guide

Coaches



Head Coach

Sean McVay

College: Miami (Ohio)

NFL Coaching Year: 12

Rams Coaching Year: 4

On January 12, 2017, Los Angeles Rams Owner/Chairman E. Stanley Kroenke named Sean McVay the 23rd full-time head coach in franchise history. McVay became the youngest coach in modern NFL history at 30 years old.

McVay's third season as head coach in Los Angeles produced his third-consecutive winning season, as the team finished with a 9-7 record. Finishing with a winning record in three-consecutive seasons had not been accomplished by a Rams team since 1999-2001, and it was only the third time since 1980 the franchise accomplished the feat. Additionally, McVay became the first head coach since 2016 to have a winning record in each of their first three seasons as a head coach. He became the fourth Rams head coach to have a winning record in three-consecutive seasons.

In his third year working with QB Jared Goff, McVay helped the fourth-year passer throw for over 4,000 passing yards for the second-consecutive season, becoming the first quarterback in franchise history to do so. Goff also climbed up the Rams' passing leader board, closing out the season sixth on L.A.'s all-time passing leader board.

Under McVay's guidance, the Rams had multiple wide receivers finish the season with over 1,000 receiving yards. WR Robert Woods posted his second-consecutive season with over 1,000 receiving yards, ending the season with 1,134. WR Cooper Kupp posted his first season with over 1,000 receiving yards, totaling a team-best 1,161. 2019 was the first time since 1999-2002 the Rams had consecutive seasons with multiple receivers recording over 1,000 yards.

McVay also helped orchestrate an offensive line that lost two starters during the season. Despite changes in personnel and position, L.A.'s offensive front managed to post six games without allowing a sack, good for a single-season franchise record.

L.A.'s defense added a pair of veterans ahead of the 2019 season, welcoming S Eric Weddle and LB Clay Matthews to the defensive unit. The defense received a boost when L.A. acquired Pro Bowl CB Jalen Ramsey via trade in Week 7. The defense went on to finish with the fourth-most sacks in the league (50.0) and was ranked 13th overall.

In McVay's second season guiding the Rams, the 32-year-old leader turned in one of the best seasons in franchise history. The Rams posted a 13-3 record, which tied for the second-best record in franchise history, won a pair of playoff games and advanced to the Rams fourth Super Bowl appearance days after his 33rd birthday, becoming the youngest NFL head coach to ever help his team to a Super Bowl.

The 2018 Los Angeles Rams built on the successful foundation McVay and company laid in their first season in 2017. With the guidance of McVay, the Rams' passing attack finished among the top-10 in passing yards per attempt (8.33, 4th), passing yards per game (295.6, 5th) and touchdowns (32, tied for 8th). Third-year QB Jared Goff set career-bests across the stat sheet, amassing 4,688 passing yards, the second-best single-season

output in Rams history.

In the run game, RB Todd Gurley II followed up an MVP caliber 2017 season with an equally impressive 2018 campaign in which he led the NFL in touchdowns (21) and points scored amongst non-kickers (132) for the second-consecutive year. His 17 rushing touchdowns were a career-high and the second-most single season rushing scores in Rams history.

The Rams are the league's top-scoring team (1,005) since the start of the 2017 season and are the only team in the NFL to have scored over 1,000 points in the two-year span.

L.A. added star power to its defensive unit following the 2017 season. The Rams played stout defensive football down the stretch, securing a first-round bye in the 2018 playoffs. The Rams held the Patriots offensive attack to only 13 points in Super Bowl LIII. The defense was led by DT Aaron Donald, who posted a franchise-best 20.5 sacks, the most ever by a defensive tackle. Donald recorded 183.5 sack yards, the most ever by a defender in a single season. As a unit, the Rams ranked sixth with 1.6 takeaways per game.

The Rams special teams unit continued to flourish during the 2018 season, highlighted by LB Cory Littleton earning his first-career Pro Bowl nod. Littleton blocked a pair of punts during the 2018 season. K Greg Zuerlein converted on a 57-yard game winning field goal in overtime of the NFC Championship game to send the Rams to the Super Bowl. The 57-yarder marked the longest game-winning kick in playoff history.

In his first season guiding the Rams, McVay completed one of the greatest offensive turnarounds in NFL history. He helped the Rams move from the 32nd-ranked scoring offense in 2016 to the league's top-scoring team in 2017, marking the first time in league history a team has gone from last to first in scoring. The first-year head coach led the Rams to an 11-5 record and their first NFC West title since the 2003 season, earning the team's first playoff berth since 2004.

Following his first season in L.A., McVay was named The Associated Press Coach of the Year, becoming the youngest head coach to ever win the award. RB Todd Gurley II brought home Offensive Player of the Year honors, while DT Aaron Donald was named the Defensive Player of the Year, marking the first time in the 45 year history of the awards there was a sweep of three of the league's top awards. The Rams placed eight players in the 2018 Pro Bowl, the most in a single season by the franchise since the 1999 campaign.

Under McVay's guidance in 2017, second-year QB Jared Goff flourished, earning his first Pro Bowl appearance. Goff completed 296-of-477 (62.1 percent) of his passes for 3,804 yards with 28 touchdowns and seven interceptions posting a 100.5 QB rating on the season. Gurley led the league in scrimmage yards finishing the year with 2,093 yards, including 1,305 rushing yards and 788 receiving yards. Additionally, Gurley was the league's highest scoring non-kicker posting 19 total touchdowns on the season.

The Rams' defense posted the fourth-most sacks (48.0), tied for sixth in interceptions (18) and finished the 2017 campaign fifth in total takeaways with 28 on the season. The 28 takeaways directly resulted in 126 points for L.A., the second-best total in the NFL.

In his first season as head coach, the Rams special teams unit played an integral part in the team's success and was rewarded with a total of four special teamers being named to the Pro Bowl. The L.A. special teams unit was a top-10 finisher in 18 of the 22 statistical categories in the 2017 special-teams rankings.

Before joining the Rams, McVay completed his third season as the Redskins' offensive coordinator in 2016 after initially being promoted to the position on January 15, 2014. Prior to his promotion during the 2014 offseason, McVay spent three seasons as the team's tight ends coach (2011-13) and one as an offensive assistant (2010).

The 2016 Redskins' offensive unit broke many franchise records and ranked in the top-three in a number of statistical categories. The Washington offense became the first unit in franchise history to average over 400 yards per game (403.4) and notched a franchise record 6,545 total net yards.

Quarterback Kirk Cousins finished the year with single-season team records in completions (406) and passing yards (4,917) and matched his team record for 300-yard passing games (seven). His 4,917 passing yards ranked third in the NFL in 2016 and are the 15th-most in a season in NFL history. Cousins closed out the season ranked second in the NFL in passing yards per game (297.4), passing yards per play (7.84) and yards per play (6.4), in addition to being the league's third ranked offensive team, averaging 403.4 yards per game.

From 2015-16, Cousins threw for 9,083 yards, the fourth highest output by a quarterback trailing only Drew Brees (10,078), Matt Ryan (9,535) and Philip Rivers (9,178).

The Redskins offense had eight players finish the season with at least 500 yards from scrimmage (DeSean Jackson, Pierre Garcon, Jamison Crowder, Rob Kelley, Chris Thompson, Jordan Reed, Vernon Davis and Matt Jones), tying the 2011 New Orleans Saints for the most in a single season in NFL history.

McVay's group posted a breakout campaign in his second year as offensive coordinator in 2015, including record-setting performances by quarterback Kirk Cousins and tight end Jordan Reed. McVay's scheme and tutelage helped Cousins break Redskins records for attempts (543), completions (379), passing yards (4,166) and 300-yard passing games (seven) in a single season. Reed has been a direct beneficiary of McVay's work, spending 2013 as a member of his unit during McVay's time as tight ends coach and being a focal point of the offense in 2015, as Reed recorded 87 receptions for 952 yards (both team records for a tight end) with 11 receiving touchdowns (one shy of the team record) in 2015.

Collectively, McVay's 2015 offense recorded Top 10 rankings in third down percentage (43.5, fifth in the NFL), red zone scoring percentage (61.2, eighth), yards per play (5.6, 10th) and points per game (24.3, 10th). The Redskins also led the NFL with a team-record 69.5 completion percentage in 2015, leading the league in the category for the 11th time in team history and the first time since 1970.

In his first season as offensive coordinator in 2014, McVay helped the offense to a Top 10 league ranking in yards per play (5.7) despite starting three different quarterbacks. His work with

the three passers was instrumental in setting a team record for completion percentage (66.5 percent, later broken in 2015) and helping facilitate the explosive debut season of wide receiver DeSean Jackson. Jackson averaged a league-best 20.9 yards per reception and became only the fourth player in team history to lead the NFL in that category.

In 2013, McVay played a crucial role in Reed's development, as the then-rookie compiled 45 receptions for 499 yards – both Redskins' single-season rookie tight end records – despite Reed playing in only nine games. Under McVay's tutelage, Reed joined Chris Cooley (2004) as the only Redskins tight ends named to the PFWA All-Rookie Team. In addition, McVay helped tight end Logan Paulsen from an undrafted free agent into a 30-game starter from 2010-13, with Paulsen increasing his reception total each season.

During Washington's NFC East championship season in 2012, McVay's unit was productive despite losing starting tight end Fred Davis to a torn Achilles tendon in Week 7. Davis had led the team in both receptions (24) and receiving yards (325) through seven games before being placed on the reserve/injured list.

In 2011, McVay played an integral role in Davis' emergence, as the then fourth-year tight end surpassed his previous career highs despite playing in only 12 games. Davis caught 59 passes for 796 yards, the second-highest total on the team in both categories. Before missing the final four games of the season, Davis was on pace to set a franchise record in receiving yards by a tight end and was on pace to post the first 1,000-yard receiving season by a tight end in Redskins' history.

McVay served as an offensive assistant to the Redskins in 2010 in addition to working with the tight ends during the final four weeks of the season following coach Jon Embree's departure. The Redskins offense ranked eighth in the NFL in passing yards per game (244.6) and tight end Chris Cooley ranked second among NFL tight ends in receptions (77) and third in receiving yards (849). The offensive unit also set a franchise record for completions in a season (349), and registered a touchdown pass in 15 consecutive games for the first time in team history.

McVay joined the Redskins prior to the 2010 season after an undefeated regular season with the Florida Tuskers of the United Football League (UFL). The Tuskers finished a perfect 6-0 before losing in the UFL's inaugural championship game. McVay originally entered the National Football League as an offensive assistant with the Tampa Bay Buccaneers in 2008.

During his time in Tampa Bay, McVay worked closely with wide receiver Antonio Bryant, who recorded career highs in receptions (83), receiving yards (1,248), and touchdowns (seven), en route to winning The Sporting News Comeback Player of the Year Award.

Following his second season as an NFL head coach, McVay ranked 17th on Fortune Magazine's World's Greatest Leaders Top-50 List. McVay is joined on the list by the likes of Bill Gates and Jacinda Ardern, the Prime Minister of New Zealand. The complete rankings are found in the May 2019 issue of Fortune.

McVay graduated from Miami University (Ohio) where he played wide receiver from 2004-07, earning Miami's Scholar-Athlete Award in 2007. His grandfather, John, served in various roles – including vice president/director of football operations from 1983-94 – for the San Francisco 49ers from 1979-95, overseeing five Super Bowl championship squads and earning induction into the 49ers Hall of Fame in 2013.



Sean McVay, at a Glance



2017-	Los Angeles Rams Head Coach	2010	Washington Redskins Offensive Assistant
2014-16	Washington Redskins Offensive Coordinator	2009	Florida Tuskers Tight Ends
2011-13	Washington Redskins Tight Ends	2008	Tampa Bay Buccaneers Coaching Assistant

Defensive Coordinator



Brandon Staley

College: Dayton

NFL Coaching Year: 4

Rams Coaching Year: 1



Brandon Staley enters his first season as the defensive coordinator for the Los Angeles Rams. He was hired by the team on Jan. 16, 2020.

Staley joins the Rams after spending the 2019 season as the outside linebackers coach for the Denver Broncos.

In 2019, the Broncos ranked first in the NFL in red zone scoring defense, allowing a touchdown on only 18-of-46 opponent trips (39.1 percent) into the red zone. Denver's opponents scored only nine rushing touchdowns in 2019, tied for the fifth-fewest in that category.

Additionally, the Broncos defensive unit finished ninth in opponent passing completion percentage (64.8 percent) and 10th in scoring defense, allowing 19.8 points per game.

In Denver, Staley worked closely with Broncos OLB Von Miller, who was selected as a starter to the 2020 Pro Bowl following a 8.0-sack, 46-tackle season that also included 10 tackles for loss and 20 quarterback hits.

Staley joined Denver's staff after working under Broncos Head Coach Vic Fangio in Chicago during the 2017 and 2018 seasons.

Staley held the same role in Chicago, where he was influential in the success of OLB Khalil Mack during the 2018 season.

Over the course of his two seasons in Chicago, the Bears tied for second in the NFL in sacks (92.0) and had the third-most sacks by a linebacking corps (51.0) in the league. Chicago led the NFL in takeaways over that span (58) while also ranking in the top-six in the league in scoring defense (17.7 points per game, fourth), total yards (299.7 yards per game, sixth) and rushing defense (80.0 rushing yards per game, second).

In 2018, Staley helped coach a Bears defense that ranked among the NFL's best in numerous categories, including scoring defense (17.7 points per game, first), takeaways (36, first) total defense (299.7 yards per game, third), sacks (51.0, third) and third-down defense (34.2 percent, fourth). He coached Mack, an Associated Press First-Team All-Pro, who joined Texans DE J.J.

Watt as the only players in the NFL with at least 12.5 sacks, six forced fumbles and four pass breakups.

Only Watt and Rams DT Aaron Donald had more quarterback hurries than Mack (27) during Staley's only season coaching the perennial Pro Bowl OLB.

Prior to his arrival in Chicago, Staley spent three seasons (2013, 2015-16) as the defensive coordinator/secondary coach with John Carroll University. In 2016, he helped John Carroll finish third in the nation in total defense (218.0 yards per game), fourth in scoring defense (12.6 points per game) and seventh in passing defense (139.7 yards per game) while earning National Coordinator of the Year honors in Division III. He was named Co-Assistant Coach of the Year in the Ohio Athletic Conference in 2013 when John Carroll ranked third nationally in pass defense efficiency.

Staley spent 2014 as the defensive coordinator/linebackers coach at James Madison, where the defense ranked 11th in the nation in takeaways (28) and 13th in sacks per game (2.9) under his guidance. Before his first stint at John Carroll, he spent the 2012 season at Tennessee as a graduate assistant.

Staley served as the associate head coach/defensive coordinator for two seasons (2010-11) at Hutchinson C.C., helping three players develop into NFL Draft picks: WR Cordarrelle Patterson (No. 29 overall), DE Markus Golden (No. 58 overall) and LB De'Vondre Campbell (No. 115 overall).

The Ohio native began his coaching career as a graduate assistant at North Illinois (2006-08) before working with defensive linemen and special teams at Division III St. Thomas in 2009.

A two-year starter at quarterback and team captain for the University of Dayton, Staley posted a 16-5 record for the Flyers from 2003-04. He completed his fifth collegiate season at Mercyhurst University with his twin brother, Jason.

Staley, a native of Perry, Ohio, was born on Dec. 10, 1982. Staley and his wife, Amy, have three sons, Colin, Will and Grant.



Brandon Staley, at a Glance



2020	Los Angeles Rams Defensive Coordinator	2013	John Carroll Blue Streaks Defensive Coordinator/Secondary Coach
2019	Denver Broncos Outside Linebackers Coach	2012	Tennessee Volunteers Graduate Assistant
2017-18	Chicago Bears Outside Linebackers Coach	2010-11	Hutchinson C.C. Blue Dragons Associate Head Coach/Defensive Coordinator
2015-16	John Carroll Blue Streaks Defensive Coordinator/Secondary Coach	2009	St. Thomas Tommies Defensive Linemen/Special Teams Coach
2014	James Madison Dukes Defensive Coordinator/Linebackers Coach	2006-08	Northern Illinois Huskies Graduate Assistant



Offensive Coordinator

Kevin O'Connell

College: San Diego State

NFL Coaching Year: 6

Rams Coaching Year: 1

Kevin O'Connell enters his first year as offensive coordinator for the Los Angeles Rams after being hired by the team on Jan. 16, 2020.

O'Connell joins the Rams after spending three seasons with the Washington Redskins, most recently serving as Washington's offensive coordinator in 2019. He previously was the team's passing game coordinator in 2018 and quarterbacks coach in 2017.

In 2019, O'Connell spent time developing rookie QB Dwayne Haskins, who was named the team's starter ahead of a Week 11 contest against the New York Jets. In Haskins' six games after being named the starter, he threw for 1,081 yards and seven touchdown passes. His passing output from Weeks 11-17 was second only to Cardinals QB Kyler Murray, who attempted 23 more passing attempts than Haskins in that time frame.

The 2018 season saw O'Connell work with five different quarterbacks while serving as Washington's passing game coordinator. O'Connell was instrumental in preparing the four quarterbacks who started a game in 2018, which was the most in franchise history in the Super Bowl era.

O'Connell worked closely with QB Alex Smith in the beginning of the 2018 season before Smith suffered a season-ending injury. Through nine games, Smith totaled 2,180 passing yards, 10 touchdowns and led Washington to a 6-3 record before missing the rest of the season. O'Connell helped implement elements of the run-pass option at the beginning of the 2018 season. Through Week 11 of the 2018 season, Smith ranked tenth among quarterbacks in rushing yards. He also ranked fourth in interception percentage, throwing just five interceptions out of 328 attempts.

The Carlsbad, Calif. native spent the remainder of the 2018 season working with three different starting quarterbacks. The stretch included using the run-pass option offense with QB Josh Johnson, who ended the season with 590 passing yards and 120 rushing yards on 23 attempts.

In his first season in Washington in 2017, O'Connell helped QB Kirk Cousins complete 347-of-540 passes for 4,093 yards with 27 touchdowns. Cousins completed just the fifth 4,000-yard passing season in team history. He also became the first player in team history and the 11th player in NFL history to record a streak of at least three consecutive 4,000-yard passing seasons, joining a list that includes Hall of Famers, Peyton Manning, Dan Fouts and Dan Marino.

O'Connell joined Washington after spending the 2016 season overseeing special projects for the San Francisco 49ers. In 2015, O'Connell served as the quarterbacks coach for the Cleveland Browns, working closely with QB Josh McCown. Under O'Connell's guidance, McCown became the first player in Browns franchise history to throw for 300-or-more yards in three consecutive games. While working with O'Connell, McCown also set a career high and Browns single-game record with 457 passing yards in a game at Baltimore.

O'Connell was a third-round pick (94th overall) by the New England Patriots in the 2008 NFL Draft. His playing career included stints with the Lions, Jets, Dolphins and Chargers over the course of a five-year career (2008-12).

A four-year team captain at San Diego State (2004-07), O'Connell appeared in 40 games and finished his collegiate career ranked third in school history in completions (664), fourth in passing yards (7,689) and fifth in passing touchdowns (46). He also finished his career holding school records for career rushing yards by a quarterback (1,312), career rushing touchdowns by a quarterback (19) and single-season rushing touchdowns by a quarterback (11). In 2007, O'Connell became the first player in school history to lead the team in both passing yards (3,063) and rushing yards (408) in the same season. He earned his bachelor's degree in political science from San Diego State in 2007.

Born in Knoxville, Tenn., O'Connell attended La Costa Canyon HS in Carlsbad, Calif. He and his wife, Leah, have two sons, Kaden and Kolten, and a daughter, Quinn.



Kevin O'Connell, at a Glance



2020	Los Angeles Rams Offensive Coordinator	2017	Washington Redskins Quarterbacks Coach
2019	Washington Redskins Offensive Coordinator	2016	San Francisco 49ers Special Projects
2018	Washington Redskins Passing Game Coordinator	2015	Cleveland Browns Quarterbacks Coach



Special Teams Coordinator



John Bonamego

College: Central Michigan

NFL Coaching Year: 18

Rams Coaching Year: 1

John Bonamego enters his first season as the special teams coordinator for the Los Angeles Rams. He was hired by the team on Feb. 8, 2020.

Bonamego joins the Rams after spending the 2019 season with the Detroit Lions, his second stint as the team's special teams coordinator, previously serving in the same position from 2013-2014.

In 2019, the Lions special teams unit was led by PR/KR Jamal Agnew who was the only player in the NFL to record a kickoff and a punt return touchdown on the season. Detroit's special teams efforts held opponents to an average starting position at the 26.1 yard line, ranking fourth in the category.

P Sam Martin enjoyed a strong season in 2019 under the guidance of Bonamego. He finished sixth in the NFL with 31 punts downed inside opponents' 20-yard line. As a unit, the punt team limited opponents to only 130 return yards on the season - the fourth fewest yards allowed - while opponents averaged 4.5 yards per punt return.

Bonamego previously served as the head coach at Central Michigan University for four seasons (2015-18). He led the Chippewas to a share of the Mid-American Conference West Division title in 2015 and helped CMU to bowl appearances in each of his first three seasons.

In his time at CMU, Bonamego coached a host of players who went on to play in the National Football League including TE Tyler Conklin, CB Xavier Crawford, CB/S Kavon Frazier, DE Joe Ostman, QB Cooper Rush and CB Sean Bunting.

Before being named the head coach at Central Michigan, Bonamego worked as the Lions special teams coordinator for two seasons (2013-14). In his first coaching stint in Detroit, Bonamego brought a polished approach to Detroit's kicking, punting and coverage units, which included the emergence of fifth-round draft selection P Sam Martin as one of the best young punters in the NFL.

With the Jaguars in 2012, Bonamego oversaw P Bryan Anger as a rookie. Anger finished his first professional season with 91 punts for 4,353 yards, a 47.8 average, 31 punts downed inside opponents' 20-yard line and only five touchbacks.

During the 2011 season, Bonamego was the assistant special teams coach for the New Orleans Saints. From 2008-10, Bonamego served as the special teams coordinator for the Miami Dolphins, where he developed young specialists including K Dan Carpenter, P Brandon Fields and KR Ted Ginn Jr. Bonamego guided Carpenter's development after he signed with the Dolphins as an undrafted rookie in 2008. During his first two seasons, he made 46-of-53 field goal attempts (86.8 pct.). As a rookie, he established a new Dolphins rookie record with 11-straight made field goals. He was selected to the 2009 Pro Bowl after making 25-of-28 attempts.

In 2009, Bonamego's special teams unit featured Fields setting a franchise record for net punting average (39.9) and Ginn, Jr. becoming the first player in NFL history to record two kickoff return touchdowns of 100 yards or more in the same game (at NYJ, Nov. 1, 2009). Ginn, Jr. also was the first NFL player in 42 years to have two returns for touchdowns in the same quarter while also recording 299 return yards, the second-most single-game kickoff return yardage total in NFL history. That season, the Dolphins' 2009 special teams units were ranked 10th in the NFL by universally respected Dallas Morning News special teams rankings.

Prior to his time in Miami, Bonamego was the New Orleans Saints special teams coordinator from 2006-07. In 2006, his units played a critical role in the team's 10-6 record, as they claimed the NFC South title and appeared in the NFC Championship game. Under Bonamego, in the team's first game back in the Superdome since Hurricane Katrina, Saints S Steve Gleason blocked a punt into the end zone, where CB Curtis DeLoatch recovered it for a touchdown. The Saints went on to win the contest 23-3.

During the 2006 season, rookie RB Reggie Bush scored his first touchdown as a professional on Bonamego's punt return team. Bush scored a 65-yard punt return that ultimately allowed the New Orleans Saints to defeat the Tampa Bay Buccaneers 24-21.

Bonamego's coaching history includes a three-year stint as the special teams coordinator for Green Bay from 2003-05. In 2005, the Packers registered the league's longest punt return for a touchdown (85 yards vs. Chi). In 2004, Green Bay finished as one of only four teams in the NFL that did not surrender a return touchdown or have a kick blocked. The Packers allowed only 20.2 yards on kickoff returns and ranked sixth in field goal percentage (85.7). The club had four game-winning field goals in 2004, the most by the team since the 1970 merger. During his first season in Green Bay (2003), Bonamego's special teams units ranked fourth in field goal percentage, fifth in kick return average and did not allow a blocked punt or field goal. The Packers blocked a field goal and a punt in the same season for the first time since 1997 and won the NFC North title.

Bonamego's first stint in the NFL was from 1999-2002 with the Jacksonville Jaguars. For the first three seasons, Bonamego worked as the assistant special teams coach under legendary NFL special teams coach Frank Gansz and was promoted to special teams coordinator in 2002. In his first season as special teams coordinator, the Jaguars were ranked third by The Dallas Morning News. The unit blocked four kicks (two field goals, two punts) and led the AFC in kick coverage (19.5-yard avg.). The Jaguars also led the AFC in gross and net punting average and were one of only two NFL teams that did not allow a return touchdown or a blocked kick. P Chris Hanson was selected to the AFC Pro Bowl squad in 2002.

Before entering the NFL, Bonamego worked 11 years on the

college level, including six years at Army (1993-98) and at Lehigh in 1992. From 1988-91, Bonamego was an assistant coach at Maine. While serving as an assistant coach, he earned a master's degree in physical education in 1992.

In 1987, Bonamego served as the head junior varsity coach at Mt. Pleasant (Mich.) High School, and in that same year he spent time in Europe as a player-coach with the Verona (Italy) Redskins. Bonamego was born in Waynesboro, Pa., and graduated from Paw Paw (Mich.) High School before moving on to Central Michigan University, where he played wide receiver

and quarterback. Bonamego's father served in the U.S. Army and his mother was a Red Cross station manager.

As the son of an Army vet, Bonamego has lived in Georgia, Texas, Kansas, Africa, Italy and Germany. In 1987, he earned a degree in health fitness from CMU. In 2009, Bonamego gave the graduation commencement speech and received an honorary doctorate degree from Central Michigan. He and his wife, Paulette, have three children – Javier, Giovanni and Bellina.



John Bonamego, at a Glance



2020-	Los Angeles Rams Special Teams Coordinator	2003-05	Green Bay Packers Special Teams Coordinator
2019	Detroit Lions Special Teams Coordinator	2002	Jacksonville Jaguars Special Teams Coordinator
2015-18	Central Michigan Chippewas Head Coach	1999-2001	Jacksonville Jaguars Assistant Special Teams
2013-14	Detroit Lions Special Teams Coordinator	1993-98	Army Black Knights Assistant Coach
2012	Jacksonville Jaguars Special Teams Coordinator	1992	Lehigh Mountain Hawks Assistant Coach
2011	New Orleans Saints Assistant Special Teams	1988-91	Maine Black Bears Assistant Coach
2008-10	Miami Dolphins Special Teams Coordinator	1987	Mount Pleasant High School (Mich.) Co-Head Coach
2006-07	New Orleans Saints Special Teams Coordinator		



Assistant Head Coach/ Linebackers

Joe Barry



College: Southern California
NFL Coaching Year: 19
Rams Coaching Year: 4

Joe Barry enters his fourth season as the Rams' assistant head coach/linebackers in 2020.

The 2019 season saw the continued growth of LB Cory Littleton, who was in his second season as the on-field communicator for the Rams defensive unit. Littleton recorded a career-high 134 tackles, while also posting 3.5 sacks, two forced fumbles, nine passes defended and a pair of interceptions. Littleton's tackle output was good for the most on L.A.'s roster and the eighth-most in the league.

Under the guidance of Barry, undrafted rookie LB Troy Reeder tallied 13 tackles in L.A.'s Week 5 game against Seattle. The total was the second-most of any rookie in a single game during the 2019 season. Reeder's 13 tackles were the third-most by an undrafted rookie in their first start since the 2000 season.

Taking over the on-field communication for Barry's unit in 2018, Littleton put together a career year with a team-leading 125 tackles, 4.0 sacks, three interceptions and 13 passes defended, the most by any linebacker in the NFL a season ago. A core special teamer, Littleton's defensive production didn't hinder him from his special teams' roles, as Littleton earned his first-career Pro Bowl accolades as a special teamer.

In his first season with the Rams, Barry oversaw a linebacking corps that saw Alec Ogletree (128) and Mark Barron (108) each post over 100 tackles. Ogletree led the Rams in tackles for the fourth time in the previous five seasons. Barron's three interceptions were tied for the most on the team in 2017 and were tied for the most in the NFL amongst linebackers.

Under Barry's leadership, OLBs Connor Barwin and Samson Ebukam each were able to carve out a role in the Rams' defense in their first season with the organization, combining for 7.0 sacks between the pair.

Prior to joining the Rams, Barry spent the previous two seasons as the Washington Redskins' defensive coordinator. In 2016, Barry's defense had two players finish in the top-10 in the NFC in sacks, including LB Ryan Kerrigan, whose 11.0 sacks ranked eighth in the NFL. His first season in Washington saw Barry's defense record 26 takeaways in the final 14 weeks of the regular season, ranking in a tie for third in the NFL.

Before joining Washington in 2015, Barry spent three seasons as the linebackers coach for the San Diego Chargers. In his first season with the Chargers in 2012, Barry's linebackers were part

of a unit that tied for sixth in the AFC in sacks.

Prior to his time in San Diego, Barry returned to his alma mater for his second stint at USC. For two seasons from 2010-11, Barry was the linebackers coach for the Trojans. Barry helped tutor LB Malcolm Smith, who went on to be named MVP of Super Bowl XLVIII. Additionally, following the 2012 season, Barry saw another one of his USC linebackers – Nick Perry – become a first-round draft pick by the Packers.

Barry came to USC after one season as the linebackers coach of the Buccaneers in 2009, his second stint in Tampa Bay.

From 2007-08, Barry was the defensive coordinator for the Detroit Lions. In 2007, the Lions' defense ranked third in the NFL in takeaways. Additionally in 2007, LBs Ernie Sims and Paris Lenon led the Detroit defense in tackles, each recording more than 115 on the season.

In 2001, Barry began his first stop with the Tampa Bay Buccaneers as the club's linebackers coach through 2006. In his six seasons with the Buccaneers, Barry's linebackers helped the defense to allow the fewest passing yards per game, and rank second in fewest yards allowed per game and second-fewest points allowed per game. Barry helped Tampa Bay linebackers earn seven Pro Bowl berths in his six seasons.

Barry's second season in Tampa Bay saw his linebacker unit help the club to its first Super Bowl in franchise history as well as LB Derrick Brooks being named the NFL's Defensive Player of the Year.

In 2000, Barry got his start in the NFL as defensive quality control coach for the San Francisco 49ers. Prior to his NFL coaching career, Barry was on the defensive coaching staff at UNLV (1999) and Northern Arizona (1996-98).

Barry began his coaching career at his alma mater, USC, serving as the Trojans' graduate assistant/defensive line coach for the 1995 season. Following that season, DE Israel Ifeanyi was a second-round draft pick.

Barry was a linebacker at Michigan for two seasons, before transferring to USC for his final three seasons from 1991-93.

Barry and his wife, Chris, are the parents of four children – daughters, Camryn and Lauren and sons, Nick and Sam. Camryn is a member of the Penn State swimming team.



Joe Barry, at a Glance



2017-	Los Angeles Rams Assistant Head Coach/Linebackers	2001-06	Tampa Bay Buccaneers Linebackers
2015-16	Washington Redskins Defensive Coordinator	2000	San Francisco 49ers Defensive Quality Control
2012-14	San Diego Chargers Linebackers	1999	UNLV Rebels Linebackers
2010-11	Southern California Trojans Linebackers	1996-98	Northern Arizona Lumberjacks Linebackers/Defensive Ends
2009	Tampa Bay Buccaneers Linebackers	1995	Southern California Trojans Graduate Assistant/Defensive Line
2007-08	Detroit Lions Defensive Coordinator		



Assistant Defensive Line

Thad Bogardus

College: Elon

NFL Coaching Year: 7

Rams Coaching Year: 4

Thad Bogardus enters his seventh year working in professional sports and his fourth with the Los Angeles Rams.

In 2019, Bogardus' first seasons as assistant defensive line/defensive quality control coach, the defensive front powered its way to 50.0 sacks, the fourth-highest total in the league. The unit also featured a stellar season from DT Aaron Donald, who recorded double-digit sacks for the third-consecutive season and earned Pro Bowl and First-Team All-Pro honors.

During the 2017 and 2018 seasons, Bogardus primarily worked with the defensive line. DT Aaron Donald twice led L.A. in sacks, including an NFL-best 20.5 sacks in 2018. Donald also became the first Ram to be named The Associated Press Defensive Player of the Year and only one-of-three players in history to win the award in consecutive seasons.

Bogardus came to Los Angeles previously serving as a defensive coaching assistant with the Denver Broncos for the 2016 season. Prior to assuming the position, Bogardus served as a coaching intern for the Super Bowl-winning Denver Broncos during the 2015 season.

In addition, Bogardus worked on the Buffalo Bills coaching staff as a defensive quality control coach in 2014.

At Ball State University, Bogardus spent 2011-12 as a football operations graduate assistant, and served as the defensive graduate assistant from 2012-14 while earning his MBA.

A native of Redding, Conn., Bogardus earned a degree in finance from Elon University in 2011. He is married to Lauren Bogardus, together they have a daughter, Erika.



Thad Bogardus, at a Glance



2019-	Los Angeles Rams Assistant Defensive Line
2017-18	Los Angeles Rams Defensive Quality Control
2016	Denver Broncos Defensive Coaching Assistant
2015	Denver Broncos Coaching Intern

2014	Buffalo Bills Defensive Quality Control
2012-13	Ball State University Cardinals Defensive Assistant
2011-12	Ball State University Cardinals Graduate Assistant for Football Operations/ Recruiting



Running Backs

Thomas Brown

College: Georgia

NFL Coaching Year: 1

Rams Coaching Year: 1

Thomas Brown joins the Rams as the running backs coach, coming to the NFL after nine seasons in the collegiate ranks.

Most recently, Brown served as the running backs' coach at South Carolina during the 2019 season. Brown oversaw a balanced rushing attack, which included two running backs with over 500 yards on the year.

Before joining South Carolina, Brown spent three seasons as the Miami Hurricanes' offensive coordinator and running backs coach. In 2018, the Canes rushed for 2,489 yards, an average of 5.2 yards per carry while scoring 25 rushing touchdowns.

In 2017, Miami RB Travis Horner earned second-team All-ACC recognition despite taking over as the starting running back five games into the season. The 2016 season saw All-ACC back Mark Walton become the 11th running back in program history to rush for over 1,000 yards.

Brown spent the 2015 season at Georgia, coaching a running backs group that featured future pro Sony Michel. As a unit, Georgia rushed for 2,513 yards on the year, including 194.3 yards per game.

Prior to his stint in Athens, Brown spent the 2014 season at Wisconsin, coaching Heisman Trophy runner-up Melvin Gordon. Under Brown's leadership, Gordon posted the second-best season by a running back with 2,587 rushing yards and 32 total touchdowns. Gordon combined with RB Corey Clement to run

for 3,536 yards on the year, breaking the single-season FBS record for rushing yards by teammates.

Wisconsin's 6.91 yards per rushing attempt average in the 2014 season was the fourth-best mark in FBS history.

Before going to Wisconsin, Brown was a running backs coach at Marshall in 2013 and at UT Chattanooga in 2012. He spent the 2011 season as an assistant strength and conditioning coach at Georgia.

As a pro, Brown was selected in the sixth round (No. 172 overall) of the 2008 NFL Draft by the Atlanta Falcons and spent the 2009 season with the Cleveland Browns before retiring to pursue coaching opportunities.

Brown played collegiately at Georgia, helping the Bulldogs to the 2005 SEC championship. He finished his career as the fifth-leading rusher in Georgia history with 2,646 career yards and led the team in rushing in the 2005 and 2006 seasons. Brown scored 25 touchdowns in his collegiate career.

Brown attended Tucker High School and is a Tucker, Ga. native. He earned his bachelor's degree in speech communications from Georgia.

He and his wife, Jessica, have three children: Orlando, Tyson and Judah.



Thomas Brown, at a Glance



2020	Los Angeles Rams Running Backs	2014	Wisconsin Badgers Running Backs
2019	South Carolina Gamecocks Running Backs	2013	Marshall Herd Running Backs
2016-18	Miami Hurricanes Offensive Coordinator/Running Backs	2012	UT Chattanooga Mocs Running Backs
2015	Georgia Bulldogs Running Backs	2012	Georgia Bulldogs Assistant Strength and Conditioning



Assistant Quarterbacks

Liam Coen

College: UMass

NFL Coaching Year: 3

Rams Coaching Year: 3

Liam Coen enters his third season with the Los Angeles Rams, his first as assistant quarterbacks coach after spending the previous two seasons as assistant wide receivers coach after being named to the position in February 2018.

In 2019, Coen helped L.A.'s receiving unit produce two receivers with over 1,000 receiving yards for the second-consecutive season, a feat that had not been accomplished since a streak of four seasons from 1999-2002. WR Robert Woods posted his second-consecutive 1,000-yard season, finishing with 1,134. WR Cooper Kupp tallied his first 1,000-yard season, leading the team with 1,161 receiving yards.

With the help of Coen, who coached in the Super Bowl his first year in the league, the Rams quickly acclimated 2018 offseason acquisition Brandin Cooks into the league's No. 3 scoring offense. Last season, Cooks (1,204) and fellow WR Robert Woods (1,219) posted career-highs in receiving yards while becoming the first Rams receiving duo to surpass 1,000 yards each since Torry Holt and Isaac Bruce in 2006.

Coen spent the 2016-17 seasons serving as the offensive coordinator for the University of Maine.

Coen was the signal caller for Maine for two years under Joe Harasymiak and was instrumental in QB Dan Collin's emergence in 2016, as well as the growth of freshman QB Chris Ferguson in 2017.

Under Coen in 2017, the Black Bears had the fourth-best scoring offense in the Colonial Athletic Association (CAA), which was spearheaded by RB Josh Mack who led the FCS in rush yards. Mack rushed for 1,335 yards and nine touchdowns, averaging 5.5 yards per carry and 133.9 rushing yards per game during the 2017 campaign. As a unit, the Black Bears averaged 24.6 points and 388.4 total yards per game during the 2017 season, after putting up 22.3 points and 357.6 total yards per contest in 2016.

Prior to his time at Maine, Coen spent the 2014-15 season as the pass game coordinator and quarterbacks coach at the University of Massachusetts, where he mentored First-Team All Mid-American Conference QB Blake Frohnappel.

He previously served as the quarterbacks coach at Brown University in 2010 and from 2012-13 and as the pass game coordinator and quarterbacks coach at the University of Rhode Island in 2011.

Coen earned his bachelor's degree in communications from UMass in 2008 and was a four-year starter at quarterback for the Minutemen and led UMass to the 2006 FCS National Championship game. In his playing career, Coen rewrote the school's record book, he currently holds nearly every major career passing record in UMass history.



Liam Coen, at a Glance



2020-	Los Angeles Rams Assistant Quarterbacks	2012-13	Brown University Bears Quarterbacks
2018-19	Los Angeles Rams Assistant Wide Receivers	2011	Rhode Island University Rams Quarterbacks
2016-17	Maine Black Bears Offensive Coordinator	2010	Brown University Bears Quarterbacks
2014-15	Massachusetts Minutemen Pass Game Coordinator		



**Defensive Assistant/
Quality Control**

Jonathan Cooley



College: John Carroll
NFL Coaching Year: 1
Rams Coaching Year: 1

Jonathan Cooley is in his first season as the Rams defensive assistant/quality control coach, joining the organization after spending the 2019 season at the University of Akron, serving as the Zips' defensive backs coach.

Also in 2019, Cooley was selected by the NFL for the Bill Walsh Diversity Coaching Fellowship, spending part of the NFL offseason with the Rams.

Under the guidance of Cooley, Akron ranked second in the Mid-American Conference during the 2019 season, despite having only one returning starter in the secondary entering the season.

Cooley took over as secondary coach for Kent State in 2018.

He followed head coach Tom Arth to the University of Tennessee at Chattanooga for the 2017 season. Cooley served as the Mocs' defensive backs coach. The Mocs led the Southern Conference in total defense, allowing just 326.4 yards per game and 309.6 yards per contest in conference games. Chattanooga also led the SoCon in pass defense and ranked second in first downs allowed.

Prior to serving as defensive backs coach for the Mocs, Cooley was a defensive graduate assistant at Kentucky for two seasons (2015-16). The Wildcats finished tied for second in the SEC East and earned a bowl bid.

Before Kentucky, Cooley spent two seasons as secondary coach at his alma mater, John Carroll University. He helped the defense at JCU finish in the top five nationally in Division III both seasons.

Cooley's first coaching job came as a defensive backs coach and assistant special teams coordinator at Millikin University in 2011. He then coached safeties at Bluffton University in 2012 and served as the team's equipment manager.

Cooley played collegiately at John Carroll, where he was a four-year letter winner. The defensive back finished in the top 10 in his career in pass breakups for the Blue Streaks.

The Columbus, Ohio native earned his bachelor's degree from John Carroll in 2011. He then went on to earn an MBA and completed work towards a second master's degree in sports leadership at Kentucky.



Jonathan Cooley, at a Glance



2020	Los Angeles Rams Defensive Assistant/Quality Control	2015-16	Kentucky Wildcats Defensive Graduate Assistant
2019	University of Akron Zips Defensive Backs	2013-14	John Carroll Blue Streaks Secondary
2018	Kent State Golden Flashes Secondary	2012	Bluffton Beavers Safeties
2017	UT Chattanooga Mocs Defensive Backs	2011	Millikin Big Blue Defensive Backs/Assistant Special Teams



Assistant Offensive Line

Andy Dickerson

College: Tufts

NFL Coaching Year: 15

Rams Coaching Year: 9

Andy Dickerson enters his ninth season as the Rams' assistant offensive line coach in 2020. He came to the Rams after serving in similar roles with the Cleveland Browns and New York Jets.

Dickerson was influential in the success of L.A.'s ever-changing offensive line in 2019, which was forced to make adjustments throughout the season due to injury. Despite losing two starters, the unit went on to not allow a sack in a franchise-best six games while also allowing the fewest sacks in the league (22).

With the assistance of Dickerson in 2018, the Rams' offensive line was amongst the best in the league and featured the same starting five for all 16 games and three postseason games during Los Angeles' run to Super Bowl LIII.

Third-year QB Jared Goff was provided the time to throw for career highs in yards (4,688), touchdowns (32) and passer rating (101.1) in L.A.'s No. 2 ranked offense. For the second consecutive season, the Rams' O-line also ranked in the top 10 for fewest sacks allowed.

In 2017, the offensive line paved the way for one of the biggest offensive turnarounds in NFL history, helping the team improve from the 32nd-ranked scoring offense in 2016 to the league's top-scoring team the following year.

During the 2017 campaign, the offensive line provided time for Goff to have a break-out campaign and allowed RB Todd Gurley II to lead the league in total touchdowns (19) and scrimmage yards (2,093) en route to earning AP Offensive Player of the Year accolades.

Dickerson helped coach an offensive line that protected QB Case Keenum, who set career-highs in attempts, completions, completion percentage, passing yards and passing touchdowns in 2016.

For the third-consecutive year, the Rams boasted one of the NFL's top rookie runners in 2015. The Rams' offensive line blocked for Offensive Rookie of the Year and rookie Pro Bowler Todd Gurley to rush for 1,106 yards, which placed him third in the NFL in rushing yards. The Rams finished seventh in the NFL

in rushing offense and allowed the fewest sacks in the league (18).

With the help of the St. Louis offensive line, RB Tre Mason finished second among all rookies and led the Rams with 765 rushing yards in 2015. As a team, St. Louis averaged 102.2 rushing yards per game, giving them at least 100 yards per game in each of Dickerson's three seasons with the Rams. In 2013, St. Louis averaged 21.8 points per game, the club's highest point total since 2006, and the team's offensive line had a great impact on the team's play. RB Zac Stacy rushed for 973 yards, third most by a rookie in team history. Over the last 11 games, only six NFL backs rushed for more yards than Stacy. In the passing game, the Rams allowed 36 sacks in 2014, the eighth lowest total in the NFL.

In his first season with the Rams, Dickerson helped guide an offensive line that allowed just 35 sacks after giving up 55 the previous year. St. Louis' offensive line was forced to deal with its share of adversity as nine different linemen started at least one game. The unit led the league in sacks allowed after seeing significant action from five rookies.

Dickerson spent the 2011 season with the Jets as a coaches' assistant. He first broke into coaching as a member of their staff from 2006-08, with coaches' assistant and defensive quality control responsibilities. He also spent two years with the Cleveland Browns, serving as assistant offensive line coach in 2010 and defensive quality control in 2009.

Before joining the Jets staff, Dickerson worked in the operations department of the New England Patriots, first as an intern in 2004 and then on a full-time basis the following year. He began his NFL career with the Washington Redskins as a training camp intern in 2003 before spending that season as a graduate assistant on the offensive staff at Tufts University.

Dickerson played collegiate football at Tufts from 1999-2002. He also performed in the shot put, discus and hammer throw on the school's track and field squad. Before that, he was a three-sport captain in football, wrestling, and track and field at Tower Hill School in his hometown of Wilmington, Del.



Andy Dickerson, at a Glance



2012-	Los Angeles/St. Louis Rams Assistant Offensive Line	2006-08	New York Jets Coaches' Assistant/Defensive Quality Control
2011	New York Jets Coaches' Assistant	2004-05	New England Patriots Operations Intern/Assistant
2010	Cleveland Browns Assistant Offensive Line	2003	Tufts University Jumbos Graduate Assistant
2009	Cleveland Browns Defensive Quality Control		



Safeties

Ejiro Evero

College: UC Davis

NFL Coaching Year: 13

Rams Coaching Year: 4

Ejiro Evero (pronounced e-JEE-row EV-uh-row) is entering his fourth season with the Los Angeles Rams coaching safeties in 2020.

Evero helped integrate multiple new pieces in his position group in 2019, adding veteran S Eric Weddle and rookie S Taylor Rapp. The two finished second and third on the team, respectively, in tackles, while Rapp added a pair of interceptions and returned one for a touchdown in his rookie season.

Under Evero's guidance, second-year pro John Johnson III elevated his game to the next level in 2018, notching 119 tackles, 11 passes defended and a team-leading four interceptions.

In 2017, Evero coached a safety group that helped contribute to the Rams defense ranking fifth in the NFL with 28 total takeaways. Under Evero's guidance, Lamarcus Joyner played his first professional season at the safety position, while Johnson thrived in a starting role in his first NFL season.

Before joining the Rams, Evero spent the 2016 season as the Green Bay Packers' defensive quality control coach after spending five years on the San Francisco 49ers' coaching staff.

While at Green Bay, Evero worked closely with defensive coordinator Dom Capers and was responsible for breaking down opponent game film and analyzing their offensive tendencies, playbook development, compiling team and player reports, and coordinating the opponent scout teams the starting defense will face at practice. In 2016, Evero was a part of a Green Bay team that finished the year on a six-game winning streak, earning them a playoff in the NFC Wild Card game. It marked the team's longest winning streak to end the season since a nine-game streak in 1941. Defensively, Evero helped contribute to the team's top-10 league rankings in interceptions (fourth, tied), sacks (sixth, tied) and rush defense (eighth).

After joining San Francisco as a quality control coach (2011), Evero spent two seasons as an offensive assistant (2012-13). During this span, Evero was part of an offensive rushing attack that ranked fourth in 2012 (155.7 ypg) and third in 2013 (137.6 ypg) in the NFL in rushing yards per game. In 2012, the offensive

unit ranked fifth in touchdown/interception ratio (2.88) and fourth in passer rating (101.2). Evero capped off his time with San Francisco serving as defensive assistant (2014-15), where he spent time assisting the linebacker position. Evero helped direct a defensive unit that finished fifth in both total defense (321.4 ypg) and pass defense (220.7 ypg) and ranked first in interceptions (23) in 2014.

Prior to his time with San Francisco, he spent the 2010 season at the University of Redlands as the special teams coordinator and safeties coach.

Evero broke into the NFL in Tampa Bay, where he served as the defensive quality control coach for three seasons (2007-09). In his first year with the Buccaneers, Evero was part of a staff that helped the defense rank second in the NFL in total defense (278.4 ypg) and first in pass defense (170.5 ypg). In 2008, he helped the defense finish in the top 10 in total defense for a second consecutive season, ranking ninth in the NFL (306.1 ypg).

Evero's first job in the collegiate ranks came as an assistant coach (2005-06) at the University of California-Davis, where he helped lead the Aggies to the Great West Conference championship in 2005. Evero interned for the football program in 2004, while also serving as an assistant coach for the Davis High School junior varsity squad.

As a player, Evero lettered all four years as a safety at UC-Davis. A two-time captain for the Aggies, he was twice named a Division II All-American (2002-03). Evero signed with the Oakland Raiders as an undrafted free agent following his college career in 2004.

Born Jan. 6, 1981, in Colchester, England, and raised in Rancho Cucamonga, Calif., Evero was a three-sport standout at Alta Loma High School in Rancho Cucamonga, Calif. In addition to playing basketball his freshman year, Evero lined up at running back and linebacker while also running track all four years. He and his wife, Natalie, have one son and reside in Los Angeles, Calif.



Ejiro Evero, at a Glance



2017-	Los Angeles Rams Safeties	2011	San Francisco 49ers Quality Control
2016	Green Bay Packers Defensive Quality Control	2010	University of Redlands Bulldogs Special Teams Coordinator/Safeties
2014-15	San Francisco 49ers Defensive Assistant	2007-09	Tampa Bay Buccaneers Defensive Quality Control
2012-13	San Francisco 49ers Offensive Assistant	2005-06	UC Davis Aggies Assistant Coach



Defensive Line

Eric Henderson

College: Georgia Tech

NFL Coaching Year: 4

Rams Coaching Year: 2

Eric Henderson is entering his second season as defensive line coach for the Los Angeles Rams in 2020 after a two year stint with the Los Angeles Chargers as an assistant defensive line coach.

In 2019, the defensive front powered its way to 50.0 sacks, the fourth-highest total in the league. The unit also featured a stellar season from DT Aaron Donald, who recorded double-digit sacks (12.5) for the third-consecutive season and earned Pro Bowl and First-Team All-Pro honors.

With the fundamentals implemented by Henderson along the defensive line in 2019, the Rams rushing defense allowed only 3.74 yards per rush, the sixth-best average in the league. The improvement marked a more than 1.0 yard per rush improvement from the 4.86 yards per rush allowed during the 2018 season, prior to Henderson's arrival.

Under the guidance of Henderson, NT Sebastian Joseph-Day posted 44 tackles from the middle of the defensive line in his first professional playing action. DL Michael Brockers finished fourth on the team with 63 total tackles and added 3.0 sacks.

In Henderson's second season coaching the Chargers defensive line, the defense finished with 38.0 total sacks and DE Melvin Ingram led the team with (7.0). Ingram was also one-of-seven Bolts to be selected for the 2019 Pro Bowl, which was also his second consecutive appearance.

During Henderson's first season with the Chargers in 2017 and his NFL coaching debut, the defense finished the season ranked fifth in the NFL in total sacks with 43.0. DE Joey Bosa ended the season with a career-high 12.5 sacks and was seventh in the league.

Henderson spent the 2016 season at the University of Texas - San Antonio where he was the defensive line coach. The Roadrunners went on to play in the Gildan New Mexico Bowl

against New Mexico. Henderson coached Marcus Davenport, who recorded 6.5 sacks during the 2016. Davenport went on to be selected No. 14 overall by the New Orleans Saints in the 2018 NFL Draft, the highest Roadrunner ever drafted and only the second draft choice ever from UTSA.

Prior to joining the Roadrunners, Henderson spent three seasons at Oklahoma State from 2013-15. He was named defensive quality control coach during his third season after being a graduate assistant from 2013-14. During the three seasons, the Cowboys held a 27-12 record and made three bowl appearances. DE Emmanuel Ogbah earned All-America accolades and was named Big 12 Conference Defensive Player of the Year in 2015 with Henderson's guidance. Ogbah was also taken in the second round of the NFL Draft by the Cleveland Browns.

Henderson made his coaching debut in 2012 as a defensive assistant at Georgia Military College, where he primarily worked alongside the linebackers and secondary. The Bulldogs finished with a 7-4 record and made an appearance in the C.H.A.M.P.S. Heart of Texas Bowl.

Prior to becoming a coach, Henderson played three seasons (2009-11) for the Las Vegas Locomotives of the United Football League, guiding the team to two league titles. Henderson spent three seasons (2006-08) playing in the National Football League for the Cincinnati Bengals.

As a collegiate athlete, Henderson set a school record at Georgia Tech for career tackles for loss (59.5). He ranks fourth in school history in career sacks with 25.0. Henderson finished with 175 tackles, eight passes defended and seven forced fumbles.

Henderson is a native of New Orleans, La. and earned a bachelor's degree in management from Georgia Tech and is working toward a master's degree in educational psychology.



Eric Henderson, at a Glance



2019-	Los Angeles Rams Defensive Line	2015	Oklahoma State Cowboys Defensive Quality Control
2017-18	Los Angeles Chargers Assistant Defensive Line	2013-14	Oklahoma State Cowboys Graduate Assistant
2016	Texas - San Antonio Roadrunners Defensive Line	2012	Georgia Military College Bulldogs Defensive Assistant



Run Game Coordinator

Aaron Kromer

College: Miami (Ohio)

NFL Coaching Year: 20

Rams Coaching Year: 4

Aaron Kromer begins his fourth season with the Los Angeles Rams, his third season serving as the team's run game coordinator.

Kromer was influential in the success of L.A.'s ever-changing offensive line in 2019, which was forced to make adjustments throughout the season due to injury. Despite losing two starters, the unit went on to not allow a sack in a franchise-best six games while also allowing the fewest sacks in the league (22).

The offensive line, which featured the rookie duo of T Bobby Evans and OL David Edwards anchoring the right side of the line starting in Week 11, provided protection for QB Jared Goff to throw for 4,638 yards, the third best output in franchise history.

In his first three seasons with the Rams, Kromer served as the offensive line coach overseeing one of the most stable offensive line units.

During the 2018 campaign, the offensive front kept the same five starters for all 16 regular season games, catapulting QB Jared Goff to a career-year and a rushing attack that finished in the top-three in touchdowns (2nd), rushing first downs (2nd) and rush yards per game (3rd).

In 2017, with the help of Kromer and the offensive coaching staff, the Rams improved from the 32nd ranked scoring team in 2016 to the league's top-scoring team in 2017.

Under Kromer's guidance, the offensive line blocked for RB Todd Gurley II, who was named The Associated Press Offensive Player of the Year after leading the league in scrimmage yards (2,093) and total touchdowns (19).

A veteran of more than 18 years as an offensive line coach, Kromer came to Los Angeles prior to the 2017 season after serving the past two seasons in the same capacity with the Buffalo Bills. In his 20 years as an NFL offensive line coach or coordinator, Kromer has helped 16 players earn a total of 23 Pro Bowl appearances.

The Bills offensive line helped to pave the way for the club to have the top-ranked rush offense in both of Kromer's years in Buffalo. In 2016, the Bills rushed for 164.4 yards per game the season after having an offense that averaged 152.0 yards per game in 2015. Also for the second consecutive year in 2016, the Bills had three players rush for 500 or more yards –

LeSean McCoy (1,267), Tyrod Taylor (580) and Mike Gillislee (577). When the Bills accomplished the feat in 2015, it had not happened since 1962.

Before his two seasons in Buffalo, Kromer served as the offensive coordinator of the Chicago Bears from 2013-14 as well as the offensive coordinator/offensive line coach his first season in Chicago in 2013. G Kyle Long was named to the Pro Bowl in both of the seasons he played for Kromer in Chicago. Long was the first Bears offensive lineman to earn a Pro Bowl berth in seven seasons.

Kromer's longest stop in the NFL came in New Orleans, where he was the offensive line coach/running game coordinator from 2008-12. In his five seasons with the Saints, Kromer helped five offensive linemen earn 10 Pro Bowl nods.

New Orleans' high-powered offense was bolstered by Kromer's offensive line allowing the fewest number of sacks during his time in charge of the unit. In his first season with the Saints, Kromer coached an offensive line that helped to block for the NFL's No. 1-ranked offense in total yards and scoring en route to a Super Bowl XLIV victory.

Prior to his time with the Saints, Kromer spent three seasons with the Tampa Bay Buccaneers, joining the club as a senior assistant in 2005 before being named senior assistant/offensive line coach for his final two seasons. In his first two seasons, Kromer helped two Buccaneer offensive linemen to All-Rookie honors.

Kromer got his start in the NFL in Oakland, first as the assistant offensive line coach in 2001 before being elevated to offensive line coach from 2002-04. Kromer helped two Raiders offensive linemen earn three Pro Bowl berths as well as helping Oakland represent the AFC in Super Bowl XXXVII.

Before making the jump to the NFL, Kromer was the offensive line coach at Northwestern University from 1999-00. After his four seasons as an offensive tackle at Miami (Ohio), Kromer began his coaching career spending nine seasons at his alma mater in a variety of positions, starting as a graduate assistant in 1990.

Kromer and his wife, Dawn, have two children – a son, Zak and a daughter, Brooke.



Aaron Kromer, at a Glance



2018-	Los Angeles Rams Run Game Coordinator	2006-07	Tampa Bay Buccaneers Senior Assistant/Offensive Line
2017	Los Angeles Rams Offensive Line	2005	Tampa Bay Buccaneers Senior Assistant
2015-16	Buffalo Bills Offensive Line	2002-04	Oakland Raiders Offensive Line
2014	Chicago Bears Offensive Coordinator	2001	Oakland Raiders Assistant Offensive Line
2013	Chicago Bears Offensive Coordinator/Offensive Line	1999-00	Northwestern University Wildcats Offensive Line
2012	New Orleans Saints Interim Head Coach (Weeks 1-6)	1990-98	Miami (Ohio) Redhawks Graduate Assistant/TEs/H-Backs/Offensive Line
2008-12	New Orleans Saints Offensive Line/Running Game Coordinator		



Offensive Quality Control

Zak Kromer

College: Oklahoma

NFL Coaching Year: 5

Rams Coaching Year: 4

Zak Kromer enters his fifth NFL season, fourth with the Los Angeles Rams as offensive quality control.

During his first three seasons with the Rams from 2017-2019, Kromer primarily worked with the offensive line. With the help of Kromer, the offensive line has anchored one of the most productive offenses in the NFL over his time with Los Angeles

In 2019, with the help of Kromer's adjustments throughout the season due to injury along the offensive front, the offensive line did not allow a sack in a franchise-best six games, while also allowing the fewest sacks in the league (22).

Kromer spent the 2016 season with the Buffalo Bills as an entry-level coaching assistant. Prior to the Bills, he spent four seasons at the University of Oklahoma as a student assistant for the football program.

Kromer earned a bachelor of arts degree in communications.

He is the son of the Rams' offensive line coach Aaron Kromer, who is in his 18th season coaching in the NFL.

Kromer and his wife, Emily, got married in June 2018.



Zak Kromer, at a Glance



2017-	Los Angeles Rams Offensive Quality Control	2016	Buffalo Bills Coaching Assistant
-------	--	------	--



Head Strength Coach

Justin Lovett

College: Colorado State

NFL Coaching Year: 4

Rams Coaching Year: 1

Justin Lovett enters his first season as the head strength coach for the Los Angeles Rams. He was hired by the team on March 9, 2020.

Lovett joins the Rams after spending three seasons as the director of football strength and conditioning with the Purdue Boilermakers.

As the director of Purdue football strength and conditioning, Lovett was responsible for team-wide physical, tactical, and mental football performance enhancement training. In Lovett's first season at Purdue in 2017, the team won seven games and experienced the program's first winning season since 2011. That season culminated with an appearance and a 38-35 win over Arizona in the Foster Farms Bowl.

The Ohio native helped Purdue's 2018 team achieve a second-consecutive bowl appearance with victories over three AP Top 25 ranked teams in No. 23 Boston College, No. 2 Ohio State and No. 19 Iowa. Lovett built a strength and conditioning program with athlete-specific weight room and position-specific speed training progressions focused on improving football related, velocity-based, strength and power attributes while decreasing risk of injury. Movement efficiency improvement, individualized corrective exercise prescriptions, as well as offensive/defensive line mixed martial arts/hand combat systems were also cornerstones of football performance programming during Lovett's time at Purdue.

Lovett joined the Boilermakers after three seasons in a similar capacity at Western Kentucky. During his time with the Hilltoppers, Lovett helped build Western Kentucky to back-to-back Conference USA championships (2015 and 2016) and two straight bowl victories (2014 Popeyes Bahamas Bowl and 2015 Miami Beach Bowl). Five players were selected by National Football League teams, with a school-record-tying three in 2016, including Rams TE Tyler Higbee. Western Kentucky went 30-10 overall during Lovett's tenure, including a 19-5 mark in conference play.

Prior to Western Kentucky, Lovett spent two seasons with the strength & conditioning staff at Georgia. The Bulldogs posted a 20-7 overall record, played in the 2012 SEC Championship

Game and in two January bowl games (2013 Capital One Bowl and 2014 Taxslayer.com Gator Bowl). Including Rams first-rounders RB Todd Gurley II and LB Alec Ogletree - a total of 15 players were selected by NFL teams in Lovett's two seasons at Georgia.

Lovett worked with the Denver Broncos from 2009 to 2011, starting as an intern before moving to assistant strength & conditioning coach the final two years. While with the Broncos, the team won the 2011 AFC West Division and was among the top five teams in the NFL in terms of having the fewest amount of practices and games missed by starters in 2009 and 2011. Denver had eight players voted to the Pro Bowl during Lovett's time there.

Lovett got his start in the collegiate ranks at UTEP from 2008 to 2009. He served as the strength & conditioning coach for Miners' soccer and track & field teams and assisted with football and softball.

Lovett served as the head strength & conditioning coach at Grandview High School in Aurora, Colorado, from 2004 to 2008 and as the director of sports performance at Miramont Sports Center in Fort Collins, Colorado, from 2003 to 2004.

A two-sport athlete in football and baseball at the University of Findlay, Lovett earned a bachelor's degree in exercise and sports science from Colorado State in 2003 and a master's degree in exercise science from California University of Pennsylvania in 2012. He played semi-professional football in the Colorado Football Conference from 2000 to 2003 and was a Colorado Golden Gloves amateur boxer in 2002.

Lovett holds certifications from the Collegiate Strength and Conditioning Coaches Association (Strength and Conditioning Coach Certified), National Strength and Conditioning Association (Certified Strength and Conditioning Specialist) and National Academy of Sports Medicine (Performance Enhancement Specialist and Corrective Exercise Specialist).

A native of Beavercreek, Ohio, Lovett and his wife, Amy, have two sons, Tillman and Lyndon.



Justin Lovett, at a Glance



2020	Los Angeles Rams Head Strength Coach	2010-11	Denver Broncos Assistant Strength and Conditioning Coach
2017-20	Purdue Boilermakers Director of Football Strength and Conditioning	2009	Denver Broncos Strength and Conditioning Intern
2014-16	Western Kentucky Hilltoppers Director of Football Strength and Conditioning	2008-09	University of Texas at El Paso Miners Strength and Conditioning Coach
2012-13	Georgia Bulldogs Assistant Strength and Conditioning Coach	2004-08	Grandview High School Head Strength and Conditioning Coach



Strength Assistant



Fernando Noriega

College: Whitworth University

NFL Coaching Year: 5

Rams Coaching Year: 5

Fernando Noriega enters his fifth season with the Los Angeles Rams, his fourth as strength assistant in 2019 after originally joining the organization as an intern in the same discipline in 2016.

Noriega was a member of the strength and conditioning staff led by Ted Rath, who was named the Strength Coach of the Year by the Professional Strength and Conditioning Coaches Association in his first season guiding the Rams strength and conditioning program.

Noriega came to the Rams from Cal State Long Beach where he served as a strength and conditioning intern while earning his master's degree in kinesiology and exercise science. At the same time, Noriega spent the 2015 season as a strength and

conditioning coach for the football program at El Monte (Calif.) High School.

Originally, Noriega began his career in coaching at EM Speed and Power Training where he was a strength and conditioning coach from 2013-14.

A graduate of Whitworth University with a bachelor's in kinesiology and exercise science, Noriega was a three-year starter on the gridiron and voted a team captain. His on the field accolades include honorable mention All Northwest Conference.

Noriega and his wife, Claudette, have three children.



Fernando Noriega, at a Glance



2017-	Los Angeles Rams Strength Assistant	2015	Cal State Long Beach Strength & Conditioning Intern
2016	Los Angeles Rams Strength & Conditioning Intern	2013-14	EM Speed & Power Training Strength & Conditioning Coach
2015	El Monte High School Strength & Conditioning Coach		



Tight Ends

Wes Phillips

College: UTEP

NFL Coaching Year: 14

Rams Coaching Year: 2

Wes Phillips enters his second season as the Rams tight ends coach in 2019. He came to the Rams after serving in similar roles with the Washington Redskins and Dallas Cowboys.

In his first year with the organization, Phillips helped propel TE Tyler Higbee to a career year. Higbee set single-season franchise records for both receptions (69) and receiving yards (734) by a tight end. He also became the first tight end since 1970 to have four-consecutive games of seven-plus catches for 100-plus yards.

Before coming to L.A., Phillips spent five seasons as the Redskins' tight ends coach after initially being named to the position on January 17, 2014.

In his final season in Washington, Phillips guided a tight ends group that accounted for nearly one-third of Washington's aerial output with 85 receptions, 980 yards and five touchdowns. Sixth-year pro Jordan Reed led the team in receiving with 54 catches for 558 yards and a pair of scores despite playing in only 13 games with eight starts.

In 2017, Phillips helped mold ageless 12-year veteran Vernon Davis into one of the team's most explosive threats. Davis recorded 43 receptions for 648 yards with three receiving touchdowns, leading the Redskins with a 15.1-yards per-catch average. Davis finished the season second in yards per catch among qualified NFL tight ends (Rob Gronkowski, 15.7) and was the first member of the Redskins to finish in the Top 2 in the NFL in receiving average among tight ends since Clint Didier led the league at the position group in 1986. At age 33 on the final day of the calendar year, Davis became the oldest NFL tight end to average at least 15.0 yards per reception (min. 15 receptions) since Pro Football Hall of Famer Jackie Smith (16.5 at age 34) in 1974.

Phillips oversaw one of the league's most productive duos in 2016, further developing one of the game's emerging threats while integrating one of its most productive veterans.

Reed earned his first Pro Bowl nod in 2016 after catching 66 passes for 686 yards with six receiving touchdowns in only 12 games with eight starts. During the year, Reed became the fastest tight end in NFL history to reach 200 career receptions, reaching the milestone in 38 career games and surpassing the mark set by Pro Football Hall of Famer Kellen Winslow (39 career games). Phillips also helped guide Davis to a 44-catch, 583-yard campaign, as Washington finished the year as one of only two teams to have multiple tight ends record at least 40 receptions during the season (Houston).

Phillips presided over arguably the most prolific season by a tight end in Redskins history in 2015, as Reed shattered team records for receptions (87) and receiving yards (952) by a tight end. Including a 24-yard touchdown reception in the NFC Wild Card Round vs. Green Bay, Reed tied a team record for combined regular season and postseason receiving touchdowns (12) in

a single year. Reed's breakout campaign was supplemented by a rotating cast of tight ends, as Phillips effectively integrated preseason trade acquisition Derek Carrier, midseason signings Anthony McCoy and Alex Smith, waiver addition Marcel Jensen, first-year player Je'Ron Hamm and eligible-tackle Tom Compton after the unit lost two presumptive contributors (Niles Paul and Logan Paulsen) to injury in the preseason.

In his first season in Washington in 2014, Phillips guided Paul to a breakout campaign, as the special teams standout shattered career highs in receptions (39) and receiving yards (507) after entering the season with 14 career catches and 228 career receiving yards to his credit in his first three years in the league. Phillips also oversaw the development of Reed, who finished third on the team with a then-career-high 50 receptions in his sophomore campaign.

Prior to joining the Redskins, Phillips spent seven seasons in various capacities with the Dallas Cowboys. He joined Dallas in 2007 as the club's quality control/offensive assistant coach before relinquishing his role as a quality control coach in 2011 to become the club's assistant offensive line coach in addition to continuing to assist special teams. In 2013, Phillips was named the tight ends coach, helping Jason Witten post the second-most touchdowns in a season in his career (eight).

In 2012, Phillips assisted with an offensive line that helped the Cowboys finish with 5,994 net yards, the thirdmost in a season in franchise history, and set a single-season club record with 4,729 passing yards despite having Phil Costa, the team's starting center, for only three games. In 2011, the unit integrated new starters at four of the five positions, helping Tony Romo post his third career 4,000-yard season while rookie running back DeMarco Murray established a single-game team rushing record with a 253-yard performance against St. Louis.

In Phillips' four seasons as Dallas' quality control/offensive assistant coach from 2007-10, the Cowboys' offense posted total yardage numbers ranking in the Top 10 in team history three times, including setting single-season club records in 2010 that included 6,390 yards of total offense – marking the first time a Cowboys team topped 6,000 yards in a season in team history – and 4,287 passing yards. The offense as a whole finished second in the league in total offense, averaging 399.4 yards per game.

Before landing in Dallas, Phillips coached quarterbacks at Baylor in 2006. His work with quarterback Shawn Bell paid dividends as Bell established school single-season records despite missing the final three games with a knee injury.

Prior to his one-year stint at Baylor, Phillips spent two seasons as the quarterbacks coach at West Texas A&M University. The Buffaloes celebrated their most successful season in almost 55 years in 2005, finishing 10-2 to post their first winning season since 1998 and the program's first 10-win season since 1950. WTAMU won the Lone Star Conference with an 8-1 record, its

first league title since 1986 and advanced to the quarterfinals of the NCAA D-II Playoffs for the first time in school history. The school led the 2005 Division II ranks in passing offense, racking up 363.8 yards per game. He tutored quarterback Dalton Bell, a finalist for the Harlon Hill Trophy, which goes to the top Division II player. Prior to joining the WTAMU staff, Phillips spent one season as a student assistant coach at his alma mater, UTEP, and played two seasons at quarterback for the San Diego Riptide of the af2.

A three-year letter winner at UTEP (1999-2001), Phillips was a member of the 2000 Miners team that shared the WAC title,

posted the school's highest win total in more than a decade and played in the Humanitarian Bowl. Phillips left the collegiate ranks among the school's single-season leaders in both pass efficiency (ninth – 120.0 in 2001) and completion percentage (eighth – 55.6 in 2001).

Phillips received his bachelor's degree in philosophy from UTEP in 2001. Phillips and his wife, Anna, were married in 2009 and have two daughters, Ivy and Minnie, and a son, Mac.



Wes Phillips at a Glance



2019-	Los Angeles Rams Tight Ends Coach	2007-10	Dallas Cowboys Quality Control/Offensive Assistant
2014-18	Washington Redskins Tight Ends Coach	2006	Baylor University Bears Quarterbacks Coach
2013	Dallas Cowboys Tight Ends Coach	2004-05	West Texas A&M Buffaloes Quarterbacks Coach
2011-12	Dallas Cowboys Assistant Offensive Line Coach	2003	University of Texas at El Paso Miners Student Assistant



Cornerbacks

Aubrey Pleasant

College: Wisconsin

NFL Coaching Year: 8

Rams Coaching Year: 4

Aubrey Pleasant is in his fourth season with the Los Angeles Rams as the cornerbacks coach in 2020.

In 2019, Pleasant managed a cornerbacks room that experienced changes in personnel throughout the season. Pleasant integrated Pro Bowl CB Jalen Ramsey to L.A.'s defensive secondary after the Rams acquired Ramsey via trade. Ramsey recorded one interception in nine games with L.A. and was named to the NFC Pro Bowl team.

Pleasant also worked with former Rams CB Marcus Peters, who made the Pro Bowl for the AFC after being traded to Baltimore during the season. He also help developed CBs Troy Hill and Darius Williams, who each finished the season with two interceptions. Seven of L.A.'s 13 interceptions in 2019 came from cornerbacks.

Pleasant played an integral role in implementing defensive coordinator Wade Phillips' scheme in his first two seasons in L.A. With the guidance of Pleasant, five different cornerbacks have recorded at least two interceptions in a season, including Marcus Peters (3) and Troy Hill (2) in 2018.

As a unit, the Rams defense forced 28 takeaways, including 18 interceptions, tied for the sixth-highest interception total in 2017. L.A. scored 126 points off of takeaways, which was the second-most points off takeaways two seasons ago.

Prior to joining the Rams, Pleasant spent four seasons with the Washington Redskins from 2013-2016. He served as an offensive assistant in his first season in Washington in 2013 before transitioning to the defensive side of the ball prior to the 2014 season and working extensively with the team's defensive backs.

In 2015, Pleasant played a pivotal role in assisting Defensive Backs Coach Perry Fewell with a secondary that was besieged by injuries throughout the season. Pleasant aided in the transition of Quinton Dunbar, who joined the Redskins as a college free agent wide receiver before switching to cornerback in the middle of training camp. Dunbar played in 11 games, making one start and intercepting Giants quarterback Eli Manning in a crucial Week 12 victory during the Redskins' NFC East championship season. Pleasant also assisted in the midseason transition of 12-year NFL veteran DeAngelo Hall from cornerback to safety and the rapid development of sixth-round pick Kyshoen Jarrett, a safety who also contributed significantly at nickel after volunteering for the role in camp.

Pleasant transitioned to the defensive side of the ball in 2014 after spending his first season with the Redskins as an offensive

assistant. In 2014, he assisted Defensive Backs Coach Raheem Morris and played a significant role in the development of fourth-round pick Bashaud Breeland. With Pleasant's guidance, Breeland started 15 games – third-most by a rookie cornerback in Redskins history behind only Champ Bailey (16 in 1999) and Pro Football Hall of Famer Darrell Green (16 in 1983) – and tied for the NFL rookie lead in passes defended (14).

Pleasant was an offensive staff/head coach intern for the Cleveland Browns before joining the Redskins. Prior to his time in Cleveland, he spent two years with the University of Michigan as a defensive graduate assistant, helping the team appear in back-to-back bowl games. With Pleasant working specifically with the defensive backs in 2011, Michigan allowed 190.5 yards passing per game and 17.4 points per game, ranking No. 16 and sixth in the nation, respectively. Michigan's total defense improved to No. 17 in the nation (322.2 ypg.) after ranking No. 110 (450.8 ypg.) the year prior to Pleasant's arrival. Michigan's defense allowed only 12 touchdown passes, led the Big Ten with 29 takeaways and tied for first in Football Bowl Subdivision (FBS) with 20 fumble recoveries.

In 2012, Pleasant was promoted to Assistant Defensive Backs Coach, helping Michigan's total defense (320.0 ypg.) and passing yards allowed (169.5 ypg.) improve to No. 13 and No. 5 in the country, respectively. Following Michigan's 2012 season, Pleasant was one of 30 coaches nationwide invited to the NCAA Future Football Coaches Academy in San Antonio.

Pleasant coached defensive backs at Grand Blanc (Mich.) H.S. in 2010 and was a behavioral specialist/special needs teacher in the Flint Community School District. His duties included working directly with cognitively-impaired and academically-neglected adult students to help educate them within the Flint school district.

Pleasant was a three-year letterman at Wisconsin from 2005-08, appearing in 41 career games with 14 starts at safety. He finished his collegiate career with 80 tackles, 4.5 tackles for loss, two sacks, one forced fumble and appeared in four consecutive bowl games: Capital One (2005 and 2006), Outback (2007) and Champs Sports (2008). Pleasant received a master's degree in education while coaching at Michigan and earned his bachelor's degree in sociology from Wisconsin in 2009.

Pleasant is a native of Flint, Mich., where he graduated from the city's Montrose H.S., receiving Class B all-state honorable mention honor at safety his senior year. He attended Flint Northern H.S. and earned all-city running back honors as a sophomore.



Aubrey Pleasant, at a Glance



2017-	Los Angeles Rams Cornerbacks	2013	Cleveland Browns Coaching Intern (offseason)
2016	Washington Redskins Assistant Defensive Backs	2011-12	Michigan Wolverines Defensive Assistant
2014-15	Washington Redskins Defensive Quality Control	2010	Grand Blanc High School (Mich.) Defensive Backs
2013	Washington Redskins Offensive Assistant		



Assistant Wide Receivers

Zac Robinson

College: Oklahoma State

NFL Coaching Year: 2

Rams Coaching Year: 2

Zac Robinson enters his second season with the Los Angeles Rams in 2020, his first as the assistant wide receiver coach after spending his first season in Los Angeles serving as the team's assistant quarterback coach.

In 2019, Robinson was influential in the continued growth of QB Jared Goff, who became the first quarterback in franchise history to post consecutive seasons with over 4,000 passing yards. Goff also threw 20-plus touchdowns for the third-consecutive season and became just the seventh quarterback in franchise history to tally over 80 passing touchdowns as a Ram.

Prior to joining the Rams, Robinson served as a senior analyst for leading analytics website, Pro Football Focus. He was one of the site's primary pro and college quarterback evaluators dating back to 2016.

Following his professional playing career, Robinson began giving instruction to college and NFL quarterbacks in 2014. Over the last three years, he has helped prospective quarterbacks and skill players prepare for the NFL Scouting Combine and NFL Draft.

Robinson received his first coaching opportunity in November 2015 as an instructor at The Quarterback Ranch in Southlake, Texas. He most recently led College and NFL Instruction for the renown quarterback development camp.

Robinson previously spent four seasons as an NFL quarterback, originally drafted by the Patriots in the seventh round (250th overall) of the 2010 NFL Draft. He later went on to have brief stints with Seattle Seahawks, Detroit Lions and Cincinnati Bengals.

Between 2005-09, Robinson helped catapult Oklahoma State back into the national spotlight under head coach Mike Gundy, including consecutive 9-4 campaigns and bowl game appearances in his final two seasons in Stillwater.

A three-year starter, Robinson finished his collegiate career among the all-time offensive leaders in Oklahoma State program history, compiling 10,175 total yards (8,317 passing) and 88 touchdowns (66 passing).

During his 2007 sophomore season, Robinson's first as a starter, he threw for 2,824 yards and a 23-9 touchdown-to-interception ratio while rushing for a career-best 847 yards and nine scores. The dual-threat quarterback was named the Insight Bowl MVP after guiding the Cowboys to 49-33 victory over Indiana in which he accounted for 372 total yards and five scores.

A native of Littleton, Colorado, Robinson was named an All-Colorado selection at quarterback while competing in both football and track at Chatfield Senior High School.

Robinson and his wife, Mia, reside in the great Los Angeles area.



Zac Robinson, at a Glance



2020

Los Angeles Rams
Assistant Wide Receivers

2019

Los Angeles Rams
Assistant Quarterbacks



Outside Linebackers

Chris Shula

College: Miami (Ohio)

NFL Coaching Year: 6

Rams Coaching Year: 4

Chris Shula enters his fourth season with the Rams in 2020, his second season as outside linebackers coach after serving as the assistant linebackers coach in 2017-18.

In his first season working primarily with the outside linebackers, Shula helped OLB Dante Fowler Jr. put together a career year that featured a career-best 11.5 sacks to go along with career highs in tackles (58), forced fumbles (two), passes defensed (six), tackles for loss (16) and quarterback hits (16).

Shula also assisted in a strong season from veteran LB Clay Matthews, who tallied 8.0 sacks in only 13 games played, his highest sack total since the 2014 season.

With the help of Shula, LB Cory Littleton put together a career year in his third pro campaign. His 125 tackles led the team and were tied-10th most in the NFL in 2018, in addition to posting the most passes defensed (13) by any linebacker in the league.

In 2017, LBs Alec Ogletree and Mark Barron each posted over 100 tackles. Barron, a converted safety playing his first season in Defensive Coordinator Wade Phillips' system, posted a career-high and tied for a team-best three interceptions on the season.

Prior to joining the Rams in 2017, Shula spent the previous two

seasons as defensive quality control coach with the then San Diego Chargers.

In his capacity with the Chargers, Shula assisted with the defensive line, which saw a breakout season from rookie DE Joey Bosa, who finished the 2016 season tied for sixth in the AFC in sacks, with 10.5.

Shula entered the NFL after spending one season as defensive coordinator at John Carroll University in 2014. In that season, John Carroll reached the quarterfinals of the NCAA Division III playoffs and finished 10th in Division III in scoring defense.

Prior to his time at John Carroll University, Shula spent three seasons as a graduate assistant, working primarily with defensive backs at Indiana University. Shula entered the coaching ranks as the assistant linebackers coach at Ball State in 2010.

Shula was a linebacker at Miami (Ohio) from 2004-08, where he was a teammate of Rams Head Coach Sean McVay for four seasons.

Shula is the son of David Shula, former head coach of the Cincinnati Bengals from 1992-96, and the grandson of Hall of Fame Head Coach Don Shula. The Shulas are one-of-two three-generation coaching families in NFL history.



Chris Shula, at a Glance



2019-	Los Angeles Rams Outside Linebackers	2014	John Carroll University Blue Streaks Defensive Coordinator
2017-18	Los Angeles Rams Assistant Linebackers	2011-13	Indiana University Hoosiers Defensive Backs
2015-16	San Diego Chargers Defensive Quality Control	2010	Ball State University Cardinals Assistant Linebackers



Pass Game Coordinator

Shane Waldron

College: Tufts University

NFL Coaching Year: 7

Rams Coaching Year: 4

Shane Waldron is entering his seventh NFL season, fourth with the Los Angeles Rams and his third season serving as the team's passing game coordinator.

Waldron was influential in the continued growth of QB Jared Goff during the 2019 campaign. Goff became the first quarterback in franchise history to post consecutive seasons with over 4,000 passing yards. Goff finished the season third in the NFL in passing with 4,638 yards and threw for 20-plus touchdowns for the third-consecutive season.

WRs Cooper Kupp and Robert Woods finished with 1,161 and 1,134 receiving yards, respectively. It marked the first time the Rams had consecutive seasons with multiple receivers totaling over 1,000 receiving yards since a run of four-straight seasons from 1999-2002.

In 2018, Waldron helped lead a Rams' passing attack that finished among the top-10 in passing yards per attempt (4th), passing yards per game (5th) and touchdowns (tied-8th) and saw QB third-year Jared Goff set career-bests across the stat sheet.

Under Waldron's guidance in 2017, the tight end duo of Tyler Higbee and Gerald Everett combined for 539 yards, three touchdowns and averaged 13.1 yards per reception. Everett recorded a 69-yard reception in his second game as a professional which tied for the second-longest reception by a tight end during the 2017 season.

Previously, Waldron served as the Washington Redskins offensive quality control coach for the 2016 season. That season, Washington's offense broke the franchise record for total net yards in a single season (6,454), surpassing the previous team record set in 1989. That same Redskins team averaged 403.4 yards per game, becoming the first team in franchise history to average 400 yards per game. In the NFL rankings, Washington ranked third in total offense.

Prior to joining the Redskins, Waldron spent four seasons at UMass, serving as the Minutemen's Recruiting Coordinator/Tight Ends Coach from 2012-13 and Offensive Line Coach from 2014-15. Waldron helped guide tight end Rob Blanchflower to a seventh-round selection by the Pittsburgh Steelers in the 2014 NFL Draft after Blanchflower set the school record for most career receiving yards by a tight end.

In 2011, Waldron served as the offensive coordinator at the Buckingham Browne & Nichols H.S. (Mass.) and also as a Northeast Sports Consultant. A year earlier, he served as Wide Receivers Coach for the Hartford Colonials of the United Football League.

Before his stint in the UFL, Waldron worked with the New England Patriots in various capacities across five seasons with the franchise. Beginning in 2002, Waldron served as an operations intern for two seasons before being promoted to the title of an operations assistant in 2004, when he handled special teams quality control duties in addition to overseeing the completion of weekly game plans. After three years coaching at Notre Dame, Waldron returned to New England in 2008 to serve as an offensive quality control coach and later served as the tight ends coach in 2009. That year the tight end duo of Benjamin Watson and Chris Baker combined for 546 yards, 7 touchdowns and averaged 12.7 yards per reception.

Waldron spent the 2005-07 seasons as an offensive graduate assistant at Notre Dame. With the Irish, he helped guide two of the most explosive offenses in school history, as both the 2005 and 2006 units averaged at least 31 points per game.

A native of Portland, Ore., Waldron is a 2002 graduate of Tufts University, where he was a three-year letterman playing for Bill Samko. He is married to Meghan, and they have two daughters, Lainey and Rylee.



Shane Waldron, at a Glance



2019-	Los Angeles Rams Pass Game Coordinator	2011	Buckingham Browne & Nichols (Mass.) Offensive Coordinator
2018	Los Angeles Rams Pass Game Coordinator/Tight Ends	2010	Hartford Colonials Wide Receivers
2017	Los Angeles Rams Tight Ends	2009	New England Patriots Tight Ends
2016	Washington Redskins Offensive Quality Control	2008	New England Patriots Quality Control
2014-15	Massachusetts Minutemen Offensive Line Coach	2005-07	Notre Dame Fighting Irish Graduate Assistant
2012-13	Massachusetts Minutemen Recruiting Coordinator/Tight Ends	2002-04	New England Patriots Operations



Assistant Special Teams



Tory Woodbury

College: Winston Salem

NFL Coaching Year: 1

Rams Coaching Year: 1

Tory Woodbury enters his fourth season with the Los Angeles Rams and first as assistant special teams coach in 2020.

Woodbury enjoyed an eight-year professional playing career as a quarterback and special teams ace, spending time on the rosters of the New York Jets, New Orleans Saints, Buffalo Bills and Arena League franchises New Orleans Voodoo and Carolina Speed.

Woodbury played on all four phases of special teams in tenure with Jets 2001-2003, racking up one blocked punt on his way to five Special Teams Player of the Week team awards. During the 2004 preseason as a member of the Saints, Woodbury played quarterback, special teams and free safety in the same game.

Following his playing career, Woodbury joined the coaching ranks in 2007 at Carver High School, in his hometown, Winston-Salem, N.C. From 2008-09, Woodbury served as the assistant offensive coordinator/wide receiver coach at Garinger High School, before coaching wide receivers at West Meck High School in 2010.

Woodbury joined the NFL ranks as an assistant quarterback coach (minority intern) with the Jacksonville Jaguars during the 2011 season. From 2011-14, the former quarterback served as the assistant offensive coordinator/running backs coach at Delaware State. From 2015-17, he was the offensive coordinator at Johnson C. Smith University in Charlotte, N.C.

In the Spring of 2017, he interned as quarterback coach with Cincinnati Bengals before joining Rams in the fall as a scouting assistant.

Woodbury got his start in NFL personnel as a scouting intern for the Browns during the 2014 season, followed by an internship as a pro scouting intern for the Rams in 2015. Woodbury then served as a scouting intern for the Senior Bowl Scouting Academy in 2016.

Woodbury founded the Tory Woodbury Foundation in 2002 to provide school supplies, clothing and meals for less fortunate children in Winston-Salem. The foundation also serves and provides Thanksgiving dinner for the elderly.

Woodbury was a four-year starter at Winston-Salem State from 1997-2000. At the completion of his collegiate career, Woodbury had set school records in passing yards (4,493), passing attempts (648), passing completions (287) and set the single-season record in total offense (2,177). He ranked second in touchdown passes (38) and total offense (5,527 yards), respectively.

The former quarterback received a bachelor's degree in sport management from Winston-Salem State.

Woodbury currently resides in Los Angeles, Calif.



Tory Woodbury, at a Glance



2020	Los Angeles Rams Assistant Special Teams	2011 (Spring)	Jacksonville Jaguars Quarterbacks Coach
2017-20	Los Angeles Rams Scouting Assistant	2010	West Meck High School Wide Receivers
2017 (Spring)	Cincinnati Bengals Quarterbacks Coaching Intern	2008-09	Garinger High School Assistant Offensive Coordinator/ Wide Receivers
2015-17	Johnson C. Smith University Offensive Coordinator	2007	Carver High School Quarterbacks
2011-14	Delaware State University Assistant Offensive Coordinator/Running Backs		



Assistant Strength & Conditioning

Dustin Woods

College: Miami (Ohio)

NFL Coaching Year: 4

Rams Coaching Year: 3



Dustin Woods enters his fourth NFL season and third season with the Los Angeles Rams as an assistant strength and conditioning coach in 2020.

Woods joins the Rams after his second stint as the Chinese Olympic Skating Association's Short Track Head Strength and Conditioning Coach during the 2018 Winter Olympic Games, the same position he held leading up to the 2014 Winter Olympic Games.

During the 2018 Games, China's Wu Dajing set a new world record and won the men's 500m short-track speed skating event. The win marked the first gold medal for China at the PyeongChang Games and was the first gold medal for China in men's short track at the Olympics. In total, China speed skaters brought home three medals in 2018.

During the 2014 Games, China won two gold medals, three silver medals and one bronze medal, the most combined medals in men's and women's short track.

In between Olympic Games, Woods worked at Xavier University as a strength and conditioning coach, Ignition Performance Group as an international and university performance coordinator, and the Olympic Winter Institute of Australia as a consultant for short track speed skating.

Woods broke into the NFL with the Cincinnati Bengals as a part-time assistant strength and conditioning staff during the 2015 season.

Dustin and his wife, Allyse, have two children, a son, Eli, and a daughter, Zoe.



Dustin Woods, at a Glance



2018-	Los Angeles Rams Assistant Strength and Conditioning	2015-16	Cincinnati Bengals Assistant Strength and Conditioning
2016-18	Chinese Olympic Skating Association Short Track Head Strength and Conditioning Coach	2014-15	Lead Sports International Presenter/Educator
2014-16	Xavier Strength and Conditioning Coach	2011-14	Chinese Olympic Skating Association Short Track Head Strength and Conditioning Coach
2014-16	Ignition Athletic Performance Group International and University Performance Coordinator	2010-11	Ignition Athletic Performance Group Performance Specialist
2014-16	Olympic Winter Institute of Australia Short Track Speed Skating Consultant	2008-10	Woods Strength and Conditioning Personal Trainer and Speed Coach



Wide Receivers

Eric Yarber

College: Idaho

NFL Coaching Year: 9

Rams Coaching Year: 4

Los Angeles native Eric Yarber is in his fourth season with the Los Angeles Rams, serving as the team's wide receivers coach.

The 2019 campaign saw a break-out year WR Cooper Kupp, who returned from a season-ending injury in during the 2018 season. Kupp recorded his first 1,000-yard season of his career with 1,061 receiving yards while also leading the team in receptions (94). Kupp finished with a career-high 220 yards on seven receptions against the Bengals in the Rams' International Series win. The 220 yards were the most receiving yards in NFL history in an international game.

WR Robert Woods also ended the season with over 1,000 receiving yards, giving L.A. consecutive seasons with multiple receivers totaling over 1,000 receiving yards since a run of four-straight seasons from 1999-2002.

With the tutelage of Yarber, the Rams quickly acclimated 2018 offseason acquisition Brandin Cooks into the league's No. 3 scoring offense. Last season, Cooks (1,204) and fellow wideout Robert Woods (1,219) posted career-highs in receiving yards while becoming the first Rams receiving duo to surpass 1,000 yards each since Torry Holt and Isaac Bruce in 2006.

During the 2017 season, the newly-acquired Woods recorded a then personal-best 781 yards receiving, which ranked third amongst the 2017 free agent wide receiver group. Rookie WR Cooper Kupp finished with a team-best 869 yards receiving, the second-most amongst all rookies and was named to the *Pro Football Writers Association* (PFWA) All-Rookie team.

Prior to joining the Rams in 2017, Yarber spent the previous five seasons with the UCLA Bruins in the same capacity. Previously, he held NFL coaching positions with the Seattle Seahawks, San Francisco 49ers and Tampa Bay Buccaneers.

Yarber joined the Bruins staff as receivers coach in 2012. During his five season tenure, seven of Yarber's wide receivers were selected in the NFL Draft, including three of his Bruin receivers in the 2016 NFL Draft.

The Bruins pass offense ranked 18th in the nation (295.6 yards per game) in 2016. The season saw the emergence of receivers Darren Andrews, Jordan Lasley and Kenneth Walker. Andrews ranked 10th in the Pac-12 in receptions per game and led the team with 55 catches. Lasley came on strong over the course of the season and recorded 41 receptions while leading the team with six touchdowns. Walker caught 22 balls and scored four times.

Jordan Payton was invited to the Senior Bowl and then chosen by Cleveland in the 2016 NFL Draft. Payton became UCLA's all-time receptions leader during the 2015 campaign and became the first Bruin to ever catch 200 career passes. He also moved up to third on the all-time receiving yards list and ranked among the nation's top 25 in receiving yards (1,106) and receiving yards per game (85.1). Thomas Duarte, a Miami Dolphin draft selection, earned second-team all-conference honors after

registering 10 touchdown catches which ranks fourth on the all-time school single-season list and was 17th in the NCAA. Devin Fuller, drafted by the Atlanta Falcons, moved up to the top six in career receptions.

In year two at UCLA, Yarber helped senior Shaq Evans, a fourth-round selection of the New York Jets in the 2014 NFL Draft, finish his career ranked tied for 10th on the school's all-time reception list. Evans earned an invite to the Senior Bowl and the NFL Combine after catching nine scoring passes in 2013, tied for ninth on the all-time school list.

In 2011, Yarber worked as Tampa Bay's wide receivers coach for a promising young unit that included the development of second-round pick Arrelious Benn and fourth-round pick Mike Williams. Williams turned in one of the top seasons by a receiver in Buccaneers history, recording 65 receptions for 964 yards and 11 touchdowns. He led all rookie receivers in each of these categories, earning The Sporting News and PFWA All-Rookie Team selection while finishing second in voting for the Associated Press Offensive Rookie of the Year Award. Yarber also oversaw the emergence of Benn, who was becoming an important part of the Tampa Bay offense prior to a season-ending knee injury in Week 13.

Yarber came to Tampa Bay after spending three seasons (2007-09) on the collegiate level as the wide receivers coach at Arizona State. While at ASU in 2009, Yarber coached two standout wide receivers in Kyle Williams and Chris McGaha. Williams finished the 2009 campaign with 815 receiving yards on 57 catches and eight scores before being invited to the Senior Bowl and becoming a sixth-round draft pick of the San Francisco 49ers in the 2010 NFL Draft. McGaha racked up 56 catches for 673 yards and four touchdowns on his way to second-team All-Pac 10 honors.

Prior to his work with the Sun Devils, Yarber coached wide receivers for two seasons (2005-06) under Tyrone Willingham at the University of Washington. With Yarber's assistance, two receivers, Sonny Shackelford and Anthony Russo, turned in strong performances, with Russo finishing third in the Pacific-10 Conference with a 17.3 yards-per-catch average and Shackelford finishing fourth in touchdown catches (seven) and eighth in receptions (50) and receiving yards (666).

During the 2003-04 seasons, Yarber coached the San Francisco 49ers' wide receivers, and in his first year guided Pro Bowler Terrell Owens to a 1,000-yard season. During this time, Yarber was also instrumental in the development of wide receivers Cedrick Wilson and Brandon Lloyd, as the duo ranked first and second among 49ers' receivers in yards after the catch with a 13.6 and 13.1 average (min. 10 receptions) respectively in 2004.

From 1999-2002, Yarber coached at Oregon State, where he worked with running backs for one season (1999) before switching to wide receivers (2000-2002). He coached Ken Simonton, who was inducted into the Oregon State Hall of Fame after setting program records that still stand today. Simonton

posted records in career rushing yards (5,044); attempts (1,041); touchdowns (59) and 100-yard games (26). Simonton was the first Beaver to gain 1,000 or more yards in three seasons. His work with receivers Chad Johnson and T.J. Houshmandzadeh led to the two being selected in the second and seventh rounds, respectively, by the Cincinnati Bengals in the 2001 NFL Draft. Johnson also earned a Senior Bowl invitation.

Yarber coached his first year in the NFL in 1998, working as an offensive assistant/assistant running backs coach with the Seattle Seahawks, after spending the 1997 season coaching receivers at UNLV. His coaching career began in 1996 when he took a secondary coaching position at his alma mater, Idaho.

Yarber was selected by the Washington Redskins as a 12th-round pick in the 1986 NFL Draft and spent three seasons as a wide receiver and punt returner. He was part of the Washington squad that defeated the Denver Broncos to win Super Bowl XXII in 1988, leading that team with 37 punt returns. At Idaho, Yarber was a Kodak All-American and the Big Sky Conference's Most Valuable Player during his senior year, catching 75 passes for 1,103 yards. As a junior, he finished 10th in the nation in punt returns and third in the conference with 817 receiving yards on 54 catches. He attended Crenshaw High School in Los Angeles.

Yarber earned a Bachelor's in general studies from the University of Idaho in 1995. He is married to Estevanica, and has one son, Kameryon.



Eric Yarber, at a Glance



2017-	Los Angeles Rams Wide Receivers	2000-02	Oregon State Beavers Wide Receivers
2012-16	UCLA Bruins Wide Receivers	1999	Oregon State Beavers Running Backs
2010-11	Tampa Bay Buccaneers Wide Receivers	1998	Seattle Seahawks Offensive Quality Control
2007-09	Arizona State Sun Devils Wide Receivers	1997	UNLV Rebels Wide Receivers
2005-06	University of Washington Huskies Wide Receivers	1996	University of Idaho Vandals Secondary
2003-04	San Francisco 49ers Wide Receivers		



Assistant to the Head Coach

Billy Nayes

College: Wisconsin

NFL Coaching Year: 19

Rams Coaching Year: 4

Billy Nayes enters his fourth season with the Los Angeles Rams. He is responsible for coordinating the team schedule and manages all communication between Head Coach Sean McVay and football operations.

Before joining the Rams, Nayes spent 2015-16 with the San Francisco 49ers in a similar role where he worked alongside Head Coach Jim Tomsula (2015) and Head Coach Chip Kelly (2016). This marked his second stint with the club. He previously held the same position with the 49ers from 2009-12, where he served under both Jim Harbaugh and Mike Singletary.

Nayes spent two years (2013-14) at North Carolina State as the program's director of football operations under Head Coach Dave Doeren. In that role, he was responsible for budgeting, team travel, camps, operational schedules and team bowl trips. He also served as a liaison between football and various departments and supervised office personnel.

Prior to his stint with San Francisco, Nayes served as assistant athletic director/director of football operations at his alma mater, the University of Wisconsin from 2006-09 for Head Coach Bret Bielema.

Before his time at Wisconsin, Nayes served as football operations coordinator/team travel with the Seattle Seahawks under then head coach Mike Holmgren from 1999-06. During his seven years in Seattle, he was responsible for all aspects of the team's travel, including the budget, team charters, hotel accommodations, meal arrangements and ground transportation. Nayes also organized the Seahawks' training camp and mini-camps as well as the team's operational schedules.

Nayes was originally hired full time by the Packers in 1997 after serving as a training camp intern during the summers of 1995 and 1996. He worked under Holmgren as an administrative assistant/football operations until 1999.

During his years of working in football operations, which initially began at his alma mater as a student football manager for Head Coach Barry Alvarez before moving into a football operations assistant role upon graduation. Nayes has been a part of seven college bowl games, five international games, 11 NFL postseasons and five Super Bowls.

Nayes graduated with a Bachelor of Science degree from the University of Wisconsin, in 1994. He and his wife, Paige, have a daughter, Natalia, and a son, Joe.



Billy Nayes, at a Glance



2017-	Los Angeles Rams Assistant to the Head Coach	2006-09	University of Wisconsin Badgers Assistant Athletic Director/Director of Football Ops
2015-6	San Francisco 49ers Assistant to the Head Coach	1999-06	Seattle Seahawks Football Ops Coordinator/Team Travel
2013-14	North Carolina State Wolfpack Director/Football Operations	1997-98	Green Bay Packers Administrative Assistant/Football Ops
2009-12	San Francisco 49ers Assistant to the Head Coach		



23 Cam Akers



Running Back • Florida State • Clinton, Miss.

Ht./Wt.: 5-10/217

NFL Exp.: Rookie

GP/GS, (Playoffs): 1/1, (0/0)

Birth Date: 6/22/1999

Acquired: D2A-'20 (No. 52 Overall)

TRANSACTIONS: Selected by the Rams in the second round (52nd overall) of the 2020 NFL Draft (4/24/20).

2020 Season: Rookie drafted in the second round on the 2020 NFL Draft...started his NFL Debut on Sunday night Football...**vs. Dallas (9/13):** Started at running back...carried the ball 14 times for 39 yards...caught one pass for four yards.

COLLEGE: In his three seasons at Florida State, averaged 958.0 rushing yards per season, which ranks third in program history...ranked fifth all-time at FSU with 586 rushing attempts...2,874 rushing yards and 11 100-yard games are sixth on FSU's all-time lists...scored 206 points, which is the sixth-highest total among non-kickers...scored 34 touchdowns tied for sixth in program history...his 27 rushing touchdowns ranks seventh at FSU...ranked 12th all-time among Seminoles with 3,375 all-purpose yards...third Seminole in program history with multiple 1,000-yard rushing seasons, joining Warrick Dunn and Dalvin Cook...as a junior in 2019, Akers started all 11 games in which he appeared...finished with 1,369 all-purpose yards...led the ACC and ranked sixth in NCAA with an average of 10.0 points per game...ranked second in ACC and 16th nationally in rushing touchdowns (14)...named Second-Team All-ACC...tied for fourth on FSU's single-season list with 18 total touchdowns...averaged 104.0 rushing yards per game...posted 124.5 all-purpose yards per game...totaled 1,144 rushing yards on 231 carries (4.95 yards/rush)...recorded 225 receiving yards on 30 receptions with four receiving touchdowns...completed four-of-six passing attempts for 50 yards on the season...finished with six 100-yard rushing games...opened season with 116 yards and one touchdown on the ground and two receptions for 12 yards vs. Boise State...in FSU's win over Louisiana-Monroe, Akers posted a school-record 36 rushing attempts for 193 yards (5.4 yards/rush) and two touchdowns...added five receptions for career-best 55 receiving yards and one receiving touchdown...posted a career-high 248 all-purpose yards...Akers' 248 all-purpose yards accounted for nearly half of the Seminoles' 501 total yards vs. the Warhawks...earned ACC Running Back of the Week accolades...earned ACC Running Back of the Week after rushing for 112 yards and three touchdowns with three receptions for 21 yards in 35-24 victory vs. Louisville...posted 34 yards on nine carries at No. 2 Clemson...against Syracuse, posted 144 rushing yards on 20 carries (7.2 yards/rush)...tied a school-record with four touchdowns...added two receptions...completed two-of-three passing attempts for 26 yards...with four touchdowns and a two-point conversion, his 26 points were second-most in a single-game in program history and the most since 1968...his efforts against Syracuse earned

him ACC Running Back of the Week honors...was two-for-two passing for 24 yards, caught three passes for 23 yards and one touchdown and had 66 yards rushing vs. Miami...rushed for 102 yards with season-long 50-yard touchdown and caught two passes at No. 8 Florida...only running back to eclipse 100 yards against Florida in Gainesville in 2019...in 2018 as a sophomore, Akers appeared in all 12 games with 10 starts...rushed for team-high 706 yards and six touchdowns, caught 23 passes for 145 yards and two touchdowns...versatility resulted in team-best 866 all-purpose yards...tied for fourth in ACC and 14th nationally with three 50-yard runs...earned team's Bobby Bowden Leadership Award...his 85-yard run vs. Virginia Tech was seventh-longest rush in program history and longest non-scoring rush...equaled career-high two rushing touchdowns and gained 63 yards on 12 carries at No. 3 Notre Dame...rushed for season-high 110 yards on 14 carries with one touchdown and made three-yard reception in 22-21 victory vs. No. 22 Boston College...named ACC Running Back of the Week for his effort vs. Eagles...ended season with 37 yards on 13 rushes and 15-yard touchdown catch vs. No. 13 Florida...as a freshman in 2017, the true freshman was Florida State's leading rusher with 1,024 yards and seven touchdowns on 194 carries, averaging 5.3 yards per carry and 78.8 yards per game...broke FSU's freshman rushing record previously held by Dalvin Cook...named Third-Team All-ACC...experienced a breakout game in his first FSU-Miami rivalry game, rushing for 121 yards on 20 carries and broke 11 tackles vs. 13th-ranked Hurricanes...scored first-career TD at Duke, finishing with 115 yards on 15 carries (7.7 yards/rush)...vs. Syracuse, earned ACC Offensive Back and Rookie of the Week honors with 199 yards and two touchdowns on 22 carries...in the Walk-On's Independence Bowl against Southern Miss., Akers hauled in his first career receiving touchdown from 14 yards out.

PERSONAL: One of the most sought-after players in the nation and the country's top running back recruit in the 2017 class...participated in the U.S. Army All-American Bowl and Nike's 'The Opening'...was awarded the U.S. Army Player of the Year Award as the nation's most outstanding high school senior football player...ran for 38 yards and a touchdown in the U.S. Army All-American Bowl and was named player of the game...graduated from Clinton High School and led the Arrows to the Class 6A state championship while earning Mississippi Gatorade Player of the Year in 2016...finished his four-year varsity career by passing for 8,140 yards and 78 touchdowns, while rushing for 5,103 yards and 71 scores...mother overcame breast cancer when Cam was just 11 years old.



Cam Akers, NFL Statistics



Year	Team	Games	Receiving					Rushing				
			No.	Yards	Avg.	Long	TD	Att.	Yards	Avg.	Long	TD
2020	Los Angeles Rams	1	1	4	4.0	4	0	14	39	2.8	6	0
Totals		0	0	0	0.0	0	0	0	0	0.0	0	0



Cam Akers, Game-By-Game



2020 Los Angeles Rams

Game	W/L	P/S	Receiving					Rushing				
			No.	Yards	Avg.	Long	TD	Att.	Yards	Avg.	Long	TD
Dal 9/13	W	1/1	1	4	4.0	4	0	14	39	2.8	6	0
at Phi 9/20	-	0/0	0	0	0.0	0	0	0	0	0.0	0	0
at Buf 9/27	-	0/0	0	0	0.0	0	0	0	0	0.0	0	0
NYG 10/4	-	0/0	0	0	0.0	0	0	0	0	0.0	0	0
at Was 10/11	-	0/0	0	0	0.0	0	0	0	0	0.0	0	0
at SF 10/18	-	0/0	0	0	0.0	0	0	0	0	0.0	0	0
Chi 10/26	-	0/0	0	0	0.0	0	0	0	0	0.0	0	0
at Mia 11/1	-	0/0	0	0	0.0	0	0	0	0	0.0	0	0
Sea 11/15	-	0/0	0	0	0.0	0	0	0	0	0.0	0	0
at TB 11/23	-	0/0	0	0	0.0	0	0	0	0	0.0	0	0
SF 11/29	-	0/0	0	0	0.0	0	0	0	0	0.0	0	0
at Ari 12/6	-	0/0	0	0	0.0	0	0	0	0	0.0	0	0
NE 12/10	-	0/0	0	0	0.0	0	0	0	0	0.0	0	0
NYJ 12/19	-	0/0	0	0	0.0	0	0	0	0	0.0	0	0
at Sea 12/27	-	0/0	0	0	0.0	0	0	0	0	0.0	0	0
Ari 1/3/21	-	0/0	0	0	0.0	0	0	0	0	0.0	0	0
Totals	1-0	1/1	1	4	4.0	4	0	14	39	2.8	6	0

55 Brian Allen



Center • Michigan St. • Hinsdale, Ill.

Ht./Wt.: 6-2/303
NFL Exp.: 3 (3rd Rams)
GP/GS, (Playoffs): 22/9, (3/0)
Birth Date: 10/11/1995
Acquired: D4A-'18 (No. 111 Overall)



Transactions: Selected by the Rams in the fourth round (111th overall) of the 2018 NFL Draft (4/28/18).

Pro: Second-year pro out of Michigan State, played in 22 games with nine starts in his career, after playing 13 regular season games during his rookie campaign and all three postseason contests...started the first nine games of the 2019 season at center before being placed on injured reserve (11/12/19).

2020 Season: vs. Dallas (9/13): Declared inactive.

2019 Season: Second-year professional earned his first start at center in the 2019 season opener...started the first nine games of the 2019 season at center before being placed on injured reserve (11/12/19)...**at Carolina (9/8):** Made first NFL start...played all 77 offensive snaps...helped pave the way for the Rams to amass 166 yards rushing and average 5.2 yards per rushing attempt...**vs. New Orleans (9/15):** Started at center...helped the Rams rush for 115 yards...played all 70 offensive snaps...**at Cleveland (9/22):** Started at center...helped provide time for QB Jared Goff to throw for 269 yards and two touchdowns...**vs. Tampa Bay (9/29):** Started at center...helped QB Jared Goff throw for a career-high 517 yards, only the third 500-plus yard passing output in franchise history...**at Seattle (10/3):** Started at center...helped provide a pocket for QB Jared Goff to throw for 395 yards and no sacks...**vs. San Francisco (10/13):** Started at center...helped pave the way for the Rams to march 56 yards down the field for an opening drive touchdown...**at Atlanta (10/20):** Started at center...helped provide a pocket for QB Jared Goff to throw for 268 yards and two touchdowns, without giving up a sack...**vs. Cincinnati (10/27):** Started at center...helped provide a pocket for QB Jared Goff and WR Cooper Kupp to connect for 220 yards...kept Goff from being sacked for the second-straight game...**at Pittsburgh (11/10):** Started at center and played 13 offensive snaps before exiting with an injury...**vs. Chicago (11/17):** Placed on injured reserve.

2018 Season: Played in 13 games during his rookie season in addition to three postseason games...**at Oakland (9/10):** Made NFL debut...played nine special teams snaps...**vs. Arizona (9/16):** Made offensive debut, playing seven snaps at center in the fourth quarter...**vs. Minnesota (9/27):** Played seven special teams snaps...**at Seattle (10/7):** Played six special teams snaps...**at New Orleans (11/4):** Played seven special teams snaps...**vs. Kansas City (11/19):** Played nine special teams snaps...**at Detroit (12/2):** Played six special teams snaps...**at Chicago (12/9):** Played three snaps at the center position, in addition to three special teams snaps...**vs. Philadelphia (12/16):** Played five special teams snaps...**vs. Arizona (12/23):** Played eight offensive snaps in the fourth quarter in addition to six special teams snaps throughout the game...**vs. San Francisco (12/30):** Played 18 snaps at the center position late in the game in addition to eight plays on special teams...**Divisional Round vs. Dallas (1/12/19):** Made postseason debut...played seven special teams snaps...**Championship Round at New Orleans (1/20/19):** Played seven special teams snaps...**Super Bowl LIII (2/3/19):** Played two special teams snaps.

COLLEGE: Four-year letter winner, played in 51 career games, including 38 starts (17 at center, 16 at left guard, five at right guard)...was voted a 2017 team captain...earned second-team All-Big Ten accolades three straight years (2015-17)...

extremely durable lineman finished his career starting in 28 consecutive games, including all 13 games at center in 2017... three-time Academic All-Big Ten honoree...versatile lineman played both guard spots and center throughout his collegiate career...as a senior in 2017, led the offensive line with 98 knockdowns...played a team-high 977 snaps...voted the team's most inspirational player (Biggie Munn Award) on offense... received the Downtown Coaches Club Award, given to the team's most outstanding offensive player and the Up Front Award (most outstanding lineman: offense)...named a semifinalist for the William V. Campbell Trophy, widely known as the 'Academic Heisman'...was the 2017 Michael R. Sadler Scholar-Athlete Award recipient (top Division I college football scholar-athlete in state of Michigan)...as a junior in 2016, was one of only three players on the team and the only offensive lineman to start all 12 games...named second-team All-Big Ten choice by the media and third-team pick by the coaches...appeared in all 14 games, including 12 starts (10 at left guard; two at center) as a sophomore in 2015...collected 82.5 knockdowns during the regular season, second most on the team...as a freshman in 2014, named a first-team Freshman All-American by the Football Writers Association of America and Scout.com.

Personal: Three-year starter at Hinsdale Central for Coach Rich Tarka...earned first-team all-state honors (8A) from the Illinois High School Coaches Association and *Chicago Tribune* as a senior...two-time All-West Suburban Conference first-team honoree... also played on the defensive line recorded 16 tackles, including three for losses and 1.0 sack (11 yards), along with an interception and fumble recovery in 2013...first wrestler in Hinsdale Central history to win four state medals (second at 285 pounds in 2014; first at 285 in 2013; third at 285 in 2012; third at 215 in 2011)...as a junior, won the 2013 3A state wrestling championship at heavyweight (285 pounds), finishing the season with a perfect 48-0 record...nearly claimed back-to-back state titles at 285 pounds, but lost in overtime in the championship match; finished his senior year with a 45-2 record...ranked sixth nationally at 285 pounds by InterMatWrestle.com...also won the state title in the shot put in 2013...selected Chicago Sun-Times Male Athlete of the Year for 2013-14...was named the No. 1 Doings/Pioneer Press West Group sports story of 2013...son of John and Leslie Allen...his older brother, Jack, was a four-year letter winner (2012-15) and two-time first-team All-American center (2014-15) at Michigan State; he spent his rookie season (2016) in the NFL with the New Orleans Saints...his younger brother, Matt, is an offensive lineman at Michigan State...majored in economics.

Allen's Career Games/Starts:

Year	Teams	GP/GS
2020	Los Angeles Rams	0/0
2019	Los Angeles Rams	9/9
2018	Los Angeles Rams	13/0
	<i>Postseason</i>	<i>3/0</i>
Totals		22/9
	<i>Postseason</i>	<i>3/0</i>



72 Tremayne Anchrum Jr.



Offensive Line • Clemson • Powder Springs, Ga.

Ht./Wt.: **6-2/314**
 NFL Exp.: **Rookie**
 GP/GS, (Playoffs): **0/0, (0/0)**
 Birth Date: **6/24/1998**
 Acquired: **D7C-'20 (No. 250 Overall)**

Transactions: Selected by the Rams in the seventh round (250th overall) of the 2020 NFL Draft (4/25/20).

2020 Season: vs. Dallas (9/13): Declared inactive.

College: In 2019 at Clemson, Tremayne was a team captain and First-team All-ACC selection...he made all 15 starts, logging 842 snaps...helped Clemson's offense finish fourth in the nation in points per game (43.9) and fifth in total offense...played all 72 snaps vs. No. 12 Texas A&M...played 69 snaps at Syracuse as Clemson held Syracuse without a sack and produced 612 yards of offense...played 49 snaps and shared team offensive player of the game honors in the midst of Clemson's 551-yard performance with 298 rushing yards at Louisville...earned ACC Offensive Lineman of the Week for his performance vs. Boston College, playing 38 snaps in helping Clemson exceed both 300 passing yards and 300 rushing yards in the contest...played 68 snaps as Clemson produced the fifth-largest comeback in school history, overcoming a 16-0 deficit in a Fiesta Bowl win vs. No. 2 Ohio State...played 71 snaps vs. No. 1 LSU in national championship loss...in 2018 as a junior he was Second-team All-ACC and Second-team AP All-ACC...played 805 snaps over 15 games (all starts)...played 49 snaps in helping the offense gain 531 yards of offense vs. Furman, collecting ACC Offensive Lineman of the Week honors...played 55 snaps in helping Clemson accrue 698 yards and a school-record 11.8 yards per carry at Wake Forest, resulting in the entire offensive line earning team offensive player of the game honors...played 33 snaps in helping Clemson set school records in yards per play (11.6) and yards per carry (13.3) vs. Louisville, resulting in the offensive line's second collective selection as offensive player of the game...played 62 snaps in National Championship Game victory against No. 1 Alabama...In 2017 as a sophomore he

made six starts but appeared in 14 games, logging 577 snaps...played 52 snaps against Boston College on Sept. 23; named team co-offensive player-of-the-game...played 35 snaps against No. 7 Miami (Fla.) in the ACC Championship Game on Dec. 2...had a knockdown in 37 snaps against No. 4 Alabama in the Sugar Bowl on Jan. 1...in 2016 as a freshman he made one start and appeared in 11 games, logging five knockdowns in 292...started first career contest against Pittsburgh and responded well with 83 percent grade and two knockdowns in 89 snaps...played 37 snaps, with a knockdown, in win over Ohio State in the Fiesta Bowl.

Personal: Rated the No. 39 offensive guard in the nation by ESPN...first-team all-state in Georgia according to the Atlanta Constitution...narrowed his college choices to Nebraska, Colorado and Clemson...his father, also named Tremayne, played high school football in the state of Colorado and was all-state in football and basketball according to the Denver Post...his father went on to play basketball for George Raveling at Southern California and led the Trojans in rebounding as a sophomore and three-point shooting percentage as a junior...completed a microinternship with Adobe in 2018...graduated in December 2019 with a degree in management.

Anchrum's Career Games/Starts:

Year	Teams	GP/GS
2020	Los Angeles Rams	0/0
Totals	<i>Postseason</i>	0/0



98 Eric Banks



Defensive Line • UT San Antonio • Memphis, Tenn.

Ht./Wt.: **6-5/274**

NFL Exp.: **Rookie**

GP/GS, (Playoffs): **0/0, (0/0)**

Birth Date: **1/30/1998**

Acquired: **UDFA-'20**

Transactions: Signed by the Rams as an undrafted rookie free agent (5/4/20).

2020 Season: vs. Dallas (9/13): Declared inactive.

College: Finished his University Texas San Antonio career with 48 games played, the most in program history...totaled up 81 tackles (52 solos)...made 20.5 tackles for loss, and 7.5 sacks...forced five fumbles, recovering one...credited with three pass breakups...as a senior in 2019, he started all 12 contests at defensive end senior year...only career fumble recovery came in the final seconds to secure the 31-27 win over Rice...as a junior in 2018, made three starts and played in all 12 games...recorded 22 tackles, five tackles for a loss and one sack...as a sophomore in 2017 played in all 11 contests and drew six starts...registered 24 tackles (13 solos) for a defense that led Conference USA in seven statistical categories and ranked in the top five nationally...ranked second on the team with 8.5 tackles for loss for a total loss of 25

yards...had 1.5 sacks, three forced fumbles, one pass breakup and a quarterback hurry...as a freshman in 2016 he saw action in all 13 games on both defense and special teams...registered 12 tackles (nine solos), 3.5 TFLs, two sacks, two QB hurries and one forced fumble...that forced fumble coming on the opening kickoff of the season opener against Alabama State.

Personal: Played quarterback and defensive line at Memphis East High School...as a senior QB completed 73-of-126 passes for 1,199 yards and 10 TDs, while running it in for seven more scores...led his team to 12 wins and the Tenn. District 8-4A Championship...played basketball in high school and was coached by Penny Hardaway...the son of Vanessa Banks and Cory Hart...majored in Philosophy...even after he signed with the Rams, while under quarantine, Banks worked at a pet and lawn supply store, until his college lease was up according to San Antonio Express-News.



66 Austin Blythe



Offensive Line • Iowa • Williamsburg, Iowa

Ht./Wt.: 6-3/298

NFL Exp.: 5 (4th Rams)

GP/GS, (Playoffs): 56/34, (4/3)

Birth Date: 6/16/1992

Acquired: W(IND)-'17

Transactions: Claimed by the Rams off waivers (5/16/17)...waived by the Colts (5/15/17)...drafted by the Indianapolis Colts in the seventh round (No. 248 overall) in the 2016 NFL Draft.

Pro: Fifth-year pro, joined the Rams via waivers in 2017...appeared in 56 career regular season games with 34 starts and started three-of-four postseason contests...recorded starts at all three interior offensive line positions with the Rams during the 2019 season.

2020 Season: Enters the season as the starting center after playing all three interior offensive line positions in 2019...**vs. Dallas (9/13):** Started at center...helped pave the way for the Rams to post 153 rushing yards in the game...provided time of QB Jared Goff to complete passes to eight different receivers, while absorbing only 1.0 sack.

2019 Season: Versatile offensive lineman, started at all three interior offensive line positions for the Rams...**at Carolina (9/8):** Started and played all 77 offensive snaps...helped pave the way for the Rams to amass 166 yards rushing and average 5.2 yards per rushing attempt...**vs. New Orleans (9/15):** Started at right guard...played 28 offensive snaps before leaving the game with an injury...**at Cleveland (9/22):** Declared inactive...**vs. Tampa Bay (9/29):** Started at right guard...helped QB Jared Goff throw for a career-high 517 yards, only the third 500-plus yard passing output in franchise history...**at Seattle (10/3):** Started at right guard...helped provide a pocket for QB Jared Goff to throw for 395 yards and no sacks allowed...**vs. San Francisco (10/13):** Started at right guard...helped pave the way for the Rams to march 56 yards down the field for an opening drive touchdown...**at Atlanta (10/20):** Started at guard...helped provide a pocket for QB Jared Goff to throw for 268 yards and two touchdowns, without giving up a sack...**vs. Cincinnati (10/27):** Started at guard...helped provide a pocket for QB Jared Goff and WR Cooper Kupp to connect for 220 yards...**at Pittsburgh (11/10):** Started at left guard and took over at center for an injured Brian Allen...helped pave the way for RB Todd Gurley II to average over 6.0 yards per carry...**vs. Chicago (11/17):** Started at center...helped prevent QB Jared Goff from being sacked, the third time in the last four games Goff hasn't been sacked...**vs. Baltimore (11/25):** Started at center...played all 54 offensive snaps...**at Arizona (12/1):** Started at center...provided time for QB Jared Goff to throw for 424 yards, while plowing the way for the Rams to rush for 132 yards on the day...**vs. Seattle (12/8):** Started at center...helped provide time for QB Jared Goff to throw for 293 yards and two touchdowns without absorbing a sack...marked the fifth game this season Goff was not sacked...**at Dallas (12/15):** Started at center...played all 73 offensive snaps and one special teams play...**at San Francisco (12/21):** Started at center...prevented QB Jared Goff from absorbing a sack for the sixth game this season, the most no-sack games in a single-season in franchise history...**vs. Arizona (12/29):** Started at center...helped protect QB Jared Goff to throw for 319 yards and three touchdowns.

2018 Season: Started all 16 games and was part of the offensive line that was named Ford Built Tough Offensive Line of the Year...helped pave the way for RB Todd Gurley II to lead the league in scoring with 21 total touchdowns...**vs. Chargers (9/23):** Started at right guard...provided time for QB Jared Goff to throw for 350-plus yards in consecutive games...**vs. Minnesota (9/27):** Started at right guard...provided time for QB Jared Goff

to post a perfect QB rating and third-straight game with 350-plus yards while completing over 75 percent of his passes, the longest streak in league history...**at Seattle (10/7):** Started at right guard...led the way for QB Jared Goff to rush for two yards on a game-clinching fourth-and-one attempt...**at Denver (10/14):** Started at right guard...helped pave the way for RB Todd Gurley II to post a career-best 208 yards rushing (7.4 yards/rush) and two touchdowns...**at San Francisco (10/21):** Started at right guard...opened holes for RB Todd Gurley II to score three total touchdowns...**vs. Green Bay (10/28):** Started at right guard...paved the way for RB Todd Gurley II to amass 195 yards from scrimmage...played all 78 offensive snaps...**vs. Seattle (11/11):** Started at guard...paved the way for RB Todd Gurley II to amass 160 scrimmage yards...**vs. Kansas City (11/19):** Played all 80 offensive snaps...provided a pocket for QB Jared Goff to complete 31-of-49 passing attempts for 413 yards...**at Detroit (12/2):** Started at guard...paved the way for RB Todd Gurley II to rush for 132 yards and two touchdowns...played all 69 offensive snaps...**vs. Arizona (12/23):** Start at guard...played all 68 offensive snaps...paved the way for newly signed RB C.J. Anderson to rush for 167 yards and a touchdown...**vs. San Francisco (12/30):** Started at right guard...played all 73 offensive snaps...blocked for RB C.J. Anderson to record his second-consecutive 130-plus yard rushing game...**Divisional Round vs. Dallas (1/12/19):** Started at right guard...paved the way for two running backs to record 100-plus yards rushing...blocked for the Rams to amass 273 total rushing yards...**Championship Round at New Orleans (1/20/19):** Started at right guard...provided time for QB Jared Goff to throw for 297 yards...**Super Bowl LIII (2/3/19):** Started at right guard in Super Bowl debut...played all 65 offensive snaps.

2017 Season: Saw action in all 16 regular season games and made one start...**at San Francisco (9/21):** Entered the game at center after John Sullivan sustained an injury...played 36 snaps at center and aided a line that helped produce 126 yards rushing on 32 carries (3.9 avg.)...**vs. Arizona (10/22):** Saw action at center and on special teams...entered game at center after John Sullivan sustained an injury...**vs. San Francisco (12/31):** Started at left guard...**Wild Card vs. Atlanta (1/6/18):** Saw action on special teams.

2016 Season: Competed in eight games and made one start at right guard...saw action in his first career NFL game as an eligible lineman and on special teams in a Week 3 win against San Diego (9/25)...first career start at right guard in a Week 4 contest against Jacksonville...participated on special teams Weeks 5-9 and Week 15.

College: Saw action in 52 games with 51 starts as a four-year starter for Iowa...helped bolster a Hawkeye offensive line that allowed the team to start the 2015 campaign 12-0 and earn a spot in the Big Ten Championship and Rose Bowl games...started all 14 games in 2015 and named a team captain...an All-American third-team selection by Associated Press...in 2014, started all 13 games including six games at C, one at RG, and the final six at LG...started all 13 games at C in 2013 and helped the Hawkeyes to an 8-4 record and an Outback Bowl appearance as a redshirt sophomore...played in 10 games earning nine starts at right guard as a redshirt freshman in 2012...redshirted as a true freshman in 2011.

Personal: Name pronounced "BLY-th"...attended Williamsburg

(Iowa) High School where he was a senior captain, two-time first team all-state selection, three-time first team all-district and All-America honorable mention...a member of the high school wrestling team where he earned three consecutive state heavyweight wrestling titles and placed second as a freshman...holds the state record with 143 career pins...studied communications at Iowa.

Blythe's Career Games/Starts:

Year	Teams	GP/GS
2020	Los Angeles Rams	1/1
2019	Los Angeles Rams	15/15
2018	Los Angeles Rams	16/16
	<i>Postseason</i>	<i>3/3</i>
2017	Los Angeles Rams	16/1
	<i>Postseason</i>	<i>1/0</i>
<u>2016</u>	<u>Indianapolis Colts</u>	<u>8/1</u>
Totals		56/34
	<i>Postseason</i>	<i>4/3</i>



90 Michael Brockers



Defensive Line • LSU • Houston, Texas

Ht./Wt.: 6-5/305

NFL Exp.: 9 (9th Rams)

GP/GS, (Playoffs): 124/122, (4/4)

Birth Date: 12/21/1990

Acquired: D1-'12 (No. 14 Overall)

Transactions: Selected by the Rams in the first round (14th overall) of the 2012 NFL Draft (4/26/12).

Pro: Ninth-year pro has played in 124 career regular season games with 122 starts...started all four playoff games in his career, including Super Bowl LIII...recorded 527 career tackles (289 solo), with 24.0 sacks...named to the Pro Football Writers of America/Pro Football Weekly All-Rookie team in 2012...voted a captain for the 2018 and 2019 seasons by his teammates.

2020 Season: A leader of the team, returns for his ninth season with the Los Angeles Rams...**vs. Dallas (9/13):** Started on the defensive line...recorded two solo tackles and posted his first sack of the season.

2019 Season: Versatile defensive lineman in his eighth season as a starter for the Rams...led all Rams defensive linemen and finished fourth on the team with 63 tackles during the 2019 season...played in all 16 regular season games for the third-straight season...**at Carolina (9/8):** Started at defensive end and played 49 defensive snaps (73 percent)...collected two solo tackles on the day...**vs. New Orleans (9/15):** Started at defensive end and played 52 defensive snaps (80 percent)...recorded three tackles (one solo)...posted his first sack of the 2019 season, the 21st of his career...**at Cleveland (9/22):** Started at defensive end...tied for the second-most tackles on the team with six stops (four solo)...**vs. Tampa Bay (9/29):** Started at defensive end...registered four tackles (one solo)...added his first pass defensed of the season...**at Seattle (10/3):** Started at defensive end...posted six tackles (three solo)...**vs. San Francisco (10/13):** Started at defensive end...registered four tackles (one solo)...added one QB hit...**at Atlanta (10/20):** Started at defensive end...recorded three solo tackles...added one QB hit...**vs. Cincinnati (10/27):** Started at defensive end...recorded five tackles (four solo)...added 0.5 sack...**at Pittsburgh (11/10):** Started at defensive end...recorded three tackles (two solo)...**vs. Chicago (11/17):** Started at defensive end...recorded his 500th career tackle...posted five tackles (two solo)...**vs. Baltimore (11/25):** Started at defensive end...led all defensive linemen with eight tackles (four solo)...added 1.0 sack, bringing his season total to 2.5...**at Arizona (12/1):** Started at defensive end...recorded two tackles (one solo)...added 0.5 sack, bringing his season total to 3.0...**vs. Seattle (12/8):** Started at defensive end...recorded two solo tackles...**at Dallas (12/15):** Started at defensive end...posted five tackles (four solo)...added one tackle for loss...**at San Francisco (12/21):** Started at defensive end...recorded two solo tackles...**vs. Arizona (12/29):** Started at defensive end...recorded two assisted tackles.

2018 Season: Started all 16 games at defensive line...played in his 100th-career game in Week 9 and started his 100th-career game in Week 11...finished third among Rams defensive linemen with 54 tackles...recorded 1.0 sack and four quarterback hits...**at Oakland (9/10):** Started and recorded five tackles (four solo), tallied the Rams first sack of the 2018 season...**vs. Chargers (9/23):** Started and recorded two tackles (one solo)...**vs. Minnesota (9/27):** Started and recorded three tackles (one solo)...**at Seattle (10/7):** Started and recorded four tackles (one solo)...**at Denver (10/14):** Started at defensive end...led all defensive linemen with five tackles (four solo)...**at**

San Francisco (10/21): Started at defensive end...finished with five tackles (four solo)...added two tackles for loss and one QB hit...**vs. Green Bay (10/28):** Started at defensive end...tallied two solo tackles, including one tackle for loss...**at New Orleans (11/4):** Started at defensive end, his 100th-career game played...led all defensive linemen with five tackles (four solo)...**vs. Seattle (11/11):** Started at defensive end...recorded three solo tackles...**vs. Kansas City (11/19):** Started his 100th game...posted two tackles (one solo)...**at Detroit (12/2):** Started at defensive end...posted one solo tackle...added one QB hit...**at Chicago (12/9):** Started at defensive end...recorded six tackles (four solo)...**vs. Philadelphia (12/16):** Started at defensive end and played 48 defensive snaps...recorded five tackles (two solo)...**vs. Arizona (12/23):** Started at defensive end...recorded one solo tackle...**vs. San Francisco (12/30):** Started at defensive end...recorded four assisted tackles and one quarterback hit...**Divisional Round vs. Dallas (1/12/19):** Started at defensive end...posted two assisted tackles...**Championship Round at New Orleans (1/20/19):** Started at defensive end...recorded four tackles (two solo)...added one pass defensed, a tipped ball on the first play from scrimmage in the overtime period...**Super Bowl LIII (2/3/19):** Started at defensive end...recorded seven tackles, including five solo stops.

2017 Season: Started 15-of-16 regular season games, finished fifth on the team with 65 tackles...recorded 4.5 sacks, the second-most in a season in his career...**vs. Indianapolis (9/10):** Led the team in tackles with six (three solo), including one tackle for loss...also notched one hit on the quarterback...**at Dallas (10/1):** Recorded five tackles (three solo), including one for loss...tallied 1.0 sack, two quarterback hits and two passes defensed...**at Jacksonville (10/16):** Collected five tackles (four solo), including one for loss...added 1.0 sack and one hit of the quarterback...**vs. Houston (11/12):** Registered four tackles (two solo), including one for loss...tallied 1.0 sack, a pass defensed and a hit on the quarterback...**at Arizona (12/3):** Made five tackles (three solo)...also blocked a field goal attempt...**vs. Philadelphia (12/10):** Started at defensive tackle...tallied three tackles (two solo), including one for a loss...notched 1.0 sack and one quarterback hit...**Wild Card vs. Atlanta (1/6/18):** Made first career postseason started at defensive tackle...registered one tackle and 0.5 sack.

2016 Season: Started all 14 games he played, finished third among Rams defensive linemen with 58 tackles...**at San Francisco (9/12):** Recorded seven total tackles (two solo)...**at New Orleans (11/27):** Led the defensive line with six tackles (four solo)...also added two quarterback hits.

2015 Season: Started 16 games at defensive tackle...tallied 74 tackles (44 solo), 3.0 sacks, 18 quarterback pressures and six quarterback hits on the season...**vs. Seattle (9/13):** Established a new career-high in tackles with 13, good for the team lead in tackles...**vs. Cleveland (10/25):** Recorded four tackles (three solo)...**vs. San Francisco (11/1):** Sacked 49ers QB Colin Kaepernick for a 3-yard loss, his second sack of the season...registered six tackles (four solo)...**vs. Detroit (12/13):** Sacked QB Matt Stafford for an eight-yard loss...marked his third sack of the season and 14.5 career...also credited with two assisted tackles, two quarterback pressures and one hit on the quarterback.

2014 Season: Started 16 games...finished the season with 73

tackles (31 solo), two sacks and 14 quarterback pressures...**at San Francisco (11/2)**: Tallied five tackles (four solo) and 1.0 sack, his first of the season...**at San Diego (11/23)**: Tallied five tackles (two solo) and 1.0 sack...**at Seattle (12/28)**: Posted a season-high 10 tackles (three solo).

2013 Season: Started 16 games at defensive tackle...led all Rams defensive linemen with 75 tackles...finished with a career-high 5.5 sacks on the year...**vs. Jacksonville (10/6)**: Sacked Jaguars QB Blaine Gabbert for a 4-yard loss...marked his first sack of the season...tallied four tackles (two solo)...also caused one fumble...**at Houston (10/13)**: Recorded 2.0 sacks on Texans QB Matt Schaub...marked second-consecutive game with a sack, pushes his season total to 3.5 and career to 7.5...added seven solo tackles, including three for loss...**vs. Seattle (10/28)**: Tallied six tackles (one solo)...part of a defensive line that helped limit the Seahawks to just 44 rushing yards...**vs. Chicago (11/24)**: Recorded two tackles (one solo)...also forced one fumble and had two quarterback pressures...**at San Francisco (12/1)**: Sacked 49ers QB Colin Kaepernick...added a second sack on Kaepernick to give him four career multiple sack games...added seven tackles (two solo)...**vs. New Orleans (12/15)**: Batted down a Saints K Garrett Hartley 36-yard field goal attempt...recorded six tackles (four solo) and one hit on the quarterback...**at Seattle (12/29)**: Posted a season-high 10 tackles (eight solo), including two for loss.

2012 Season: Named to Pro Football Weekly's All-Rookie Team...led all Rams defensive linemen in tackles (63) despite missing three games...also had 4.0 sacks and 13 quarterback pressures during rookie season...**vs. Seattle (9/30)**: Saw his first NFL action, starting at defensive tackle...recorded two assisted tackles...**vs. Green Bay (10/21)**: Started at defensive tackle...sacked Packers' QB Aaron Rodgers for a loss of four yards, his first career sack...notched a season-high seven tackles (four solo)...**at San Francisco (11/11)**: Started at defensive tackle...split a sack on 49ers QB Alex Smith with DE Robert Quinn for a two-yard loss...notched a solo sack on Smith to give him 1.5 on the day and 2.5 on the season...also made five tackles (three solo), one quarterback pressure and one hit on the quarterback...**vs. San Francisco (12/2)**: Started at defensive tackle...notched

a season-high among Rams defensive linemen in tackles with 11 (five solo), including one for loss...**at Buffalo (12/9)**: Started at right defensive tackle...split a sack on Buffalo QB Ryan Fitzpatrick on the first drive of the game...tallied a solo sack for a loss of six yards to push his season total to 4.0...forced a RB Fred Jackson fumble, which was recovered by LB James Laurinaitis and returned four yards...marks the first forced fumble of his career...also made six tackles (five solo), including one for loss...added two quarterback pressures and two quarterback hits...**at Tampa Bay (12/23)**: Started at defensive tackle...tallied five tackles (one solo)...tipped one pass that was intercepted by DE Eugene Sims.

College: Earned *Associated Press* second-team All-Southeastern Conference honors...in two seasons at Louisiana State, Brockers appeared in 27 games, starting 15 contests at defensive tackle...credited with 79 tackles (34 solo), two sacks (16 yards), 11 tackles for loss (33 yards) and five quarterback pressures...caused two fumbles, blocked one kick, intercepted one pass and deflected three others.

Personal: Attended Chavez High School in Houston, Texas, playing football for Lobos head coach Mike Jackson...a dominating defensive end that was considered among the top prospects in the state of Texas for the Class of 2009...was rated the 10th defensive end in the country and 23rd prospect in the state of Texas by Rivals.com...Scout.com regarded him as the nation's 16th defensive end, with both recruiting services giving him a four-star rating...added Super Prep All-American honors while leading the Lobos to the first round of the Texas Class 5A state playoffs in 2008, as he also earned First-Team All-Region and All-State honors as a senior...had previously established himself as one of the state's up-and-coming defenders after finishing his junior season with 59 tackles and 10.0 sacks in 2007...blocked one punt and one field goal...general studies major...one-of-five children of Tiffany Brockers...born Michael Seth Brockers in Houston, Texas...participated in numerous community events, including the Make-A-Wish Celebrity Server dinner, Motion for Kids Holiday Party Chair, Defensive Line Paintball Tournament to benefit St. Patrick Center and the All-Community Team Ticket program - Brockers' Show Stoppers...married to Faith, they have three children.



Michael Brockers, NFL Statistics



		Regular Season													
Year	Team	Tackles		Solo	Asst.	Sacks		Interceptions			TD	PD	Fumbles		
		G/S	Total			Yards	Yards	Int.	Yards	Long			FF	FR	Yards
2012	St. Louis Rams	13/12	63	31	32	4.0	18.5	0	0	0	0	2	1	0	0
2013	St. Louis Rams	16/16	75	40	35	5.5	24.0	0	0	0	0	0	2	0	0
2014	St. Louis Rams	16/16	73	31	42	2.0	8.0	0	0	0	0	0	0	1	0
2015	St. Louis Rams	16/16	74	44	30	3.0	14.0	0	0	0	0	0	0	0	0
2016	Los Angeles Rams	14/14	58	33	25	0.0	0.0	0	0	0	0	3	1	0	0
2017	Los Angeles Rams	16/15	65	41	24	4.5	18.0	0	0	0	0	4	0	0	0
2018	Los Angeles Rams	16/16	54	33	21	1.0	3.0	0	0	0	0	0	0	0	0
2019	Los Angeles Rams	16/16	63	34	29	3.0	20.5	0	0	0	0	1	0	0	0
2020	Los Angeles Rams	1/1	2	2	0	1.0	8.0	0	0	0	0	0	0	0	0
Totals		124/122	527	289	238	24.0	114.0	0	0	0	0	10	4	1	0
		Postseason													
Year	Team	Tackles		Solo	Asst.	Sacks		Interceptions			TD	PD	Fumbles		
		G/S	Total			Yards	Yards	Int.	Yards	Long			FF	FR	Yards
2017	Los Angeles Rams	1/1	1	0	1	0.5	3.5	0	0	0	0	0	0	0	0
2018	Los Angeles Rams	3/3	13	7	6	0.0	0.0	0	0	0	0	1	0	0	0
Totals		4/4	14	7	7	0.5	3.5	0	0	0	0	1	0	0	0

Additional Career Statistics: Blocked a field goal attempt at AZ (12/3/17), blocked a field goal attempt vs. NO (12/15/13).

Regular Season Single Game Career Highs:

Total Tackles – 13, vs. Seattle (9/13/15)
Solo Tackles – 9, at Washington (9/20/15)
Sacks – 2.0, two times, last at San Francisco (12/1/13)

Postseason Single Game Career Highs:

Tackles – 7, vs. New England (2/3/19, Super Bowl LIII)
Sacks – 0.5, vs. Atlanta (1/6/18, NFC Wild Card)



Michael Brockers, Game-By-Game



2012 St. Louis Rams

Game	W/L	P/S	T	S	A	Sk	Yds	Int	Yds	Lg	TD	PD	FF	FR	Yds	
at Det 9/9	L															
Was 9/16	W															
at Chi 9/23	L															
Sea 9/30	W	1/1	2	0	2	0.0	0	0	0	0	0	0	0	0	0	0
Ari 10/4	W	1/1	2	2	0	0.0	0	0	0	0	0	0	0	0	0	0
at Mia 10/14	L	1/1	1	0	1	0.0	0	0	0	0	0	0	0	0	0	0
GB 10/21	L	1/1	7	4	3	1.0	4	0	0	0	0	0	0	0	0	0
NE 10/28	L	1/0	2	0	2	0.0	0	0	0	0	0	0	1	0	0	0
at SF 11/11	T	1/1	5	3	2	1.5	8	0	0	0	0	0	0	0	0	0
NYJ 11/18	L	1/1	6	4	2	0.0	0	0	0	0	0	0	0	0	0	0
at Ari 11/25	W	1/1	6	3	3	0.0	0	0	0	0	0	0	0	0	0	0
SF 12/2	W	1/1	11	5	6	0.0	0	0	0	0	0	0	0	0	0	0
at Buf 12/9	W	1/1	6	5	1	1.5	6.5	0	0	0	0	0	0	1	0	0
Min 12/16	L	1/1	7	2	5	0.0	0	0	0	0	0	0	0	0	0	0
at TB 12/23	W	1/1	5	1	4	0.0	0	0	0	0	0	0	1	0	0	0
at Sea 12/30	L	1/1	3	2	1	0.0	0	0	0	0	0	0	0	0	0	0
Totals	7-8-1	13/12	63	31	32	4.0	18.5	0	0	0	0	2	1	0	0	0



34 Malcolm Brown



Running Back • Texas • Cibolo, Texas

Ht./Wt.: 5-11/222

NFL Exp.: 5 (6th Rams)

GP/GS, (Playoffs): 55/2, (1/0)

Birth Date: 5/15/1993

Acquired: UDFA-'15

Transactions: Signed to the Rams active roster (12/31/15)... added to the practice squad (9/6/15), after being released (9/5/15)...originally joined the team as an undrafted free agent (5/8/15)

Pro: Fifth-year pro has played in 55 regular season games with two starts and played one playoff game...earned his first career start and set career-highs in every rushing category in 2019 while also playing a prominent role on special teams.

2020 Season: A leader of the team, returns for his sixth season with the Los Angeles Rams...**vs. Dallas (9/13):** Scored the first touchdown at SoFi Stadium...finished with two rushing touchdowns...carried the ball 18 times for 79 yards...added 3 receptions for 31 yards.

2019 Season: Re-signed with the Rams in the 2019 offseason as a primary backup for RB Todd Gurley II...played in 14 games and set single-season highs in rushing attempts (69), rushing yards (255) and rushing touchdowns (five)...**at Carolina (9/8):** Posted 53-yards rushing on 11 carries, the fourth-best single-game rushing total of his career...recorded his first multi-touchdown game of his career...played 21 offensive snaps (27 percent) and nine special teams plays (26 percent)...**vs. New Orleans (9/15):** Played 25 offensive snaps (36 percent)...recorded 37 rushing yards on six attempts (6.2 yards/rush)...added one reception for 10 yards...**at Cleveland (9/22):** Played 17 offensive snaps...recorded three rushing attempts for seven yards...**vs. Tampa Bay (9/29):** Carried the ball five times for 14 yards...**at Seattle (10/3):** Rushed one time three yards...played three offensive plays (four percent) and 17 (55 percent) of the special teams plays...added one tackle on special teams...**vs. San Francisco (10/13):** Started at running back...rushed 11 times for 40 yards...**at Atlanta (10/20):** Declared inactive...**vs. Cincinnati (10/27):** Declared inactive...**at Pittsburgh (11/10):** Played 12 offensive snaps and 12 special teams plays...rushed the ball five times for 10 total yards...**vs. Chicago (11/17):** Carried the ball five times for 15 yards...recorded a 5-yard touchdown run, his third score of the season...**vs. Baltimore (11/25):** Rushed the ball one time for no gain...played two offensive snaps and 18 special teams plays...**at Arizona (12/1):** Rushed six times for 30 yards...played 18 offensive snaps and nine special teams plays...**vs. Seattle (12/8):** Carried the ball five times for 21 yards...posted his fourth rushing touchdown of the season, the fifth of his career...**at Dallas (12/15):** Played three offensive snaps and 17 special teams snaps...did not record any stats...**at San Francisco (12/21):** Played 14 offensive snaps (20 percent) and 21 special teams plays (60 percent)...rushed the ball once for a -1-yard total...**vs. Arizona (12/29):** Played 26 offensive snaps (32 percent) and 10 special teams plays (34 percent)...rushed the ball nine times for 26 yards and a touchdown...caught one pass for six yards.

2018 Season: **at Oakland (9/10):** Saw action at running back and on special teams...rushed once for five yards...caught two passes for nine yards...**vs. Arizona (9/16):** Saw action at running back and on special teams...led the team with 46 rushing yards on 12 carries...caught one pass on a successful two-point conversion...**vs. Chargers (9/23):** Saw action at running back and special teams...carried the ball five times for 42 yards (8.4 yards/rush)...**vs. Minnesota (9/27):** Played on offense and special teams, did not record any stats...**at Seattle (10/7):** Played 14

special teams snaps...**at Denver (10/14):** Posted five rushing attempts for 24 yards...averaged 4.8 yards per rush...played 15 special teams plays...**at San Francisco (10/21):** Played on offense and special teams...led the team with a career-high 65 yards rushing...averaged 5.0 yards per carry...**vs. Green Bay (10/28):** Played on offense and special teams...recorded one rush for seven yards...**at New Orleans (11/4):** Played six offensive snaps and 10 special teams snaps...caught one pass for 18 yards and a touchdown, marked his first-career receiving touchdown...**vs. Seattle (11/11):** Appeared on offense and special teams...recorded one reception for 10 yards...**vs. Kansas City (11/19):** Played 14 offensive snaps and 15 special teams snaps...rushed four times for 15 yards...**at Detroit (12/2):** Rushed twice for a total of eight yards...**at Chicago (12/9):** Declared inactive.

2017 Season: Played in 11 regular season games and made one start...finished the season setting career-highs in carries (63), rushing yards (246), receptions (nine) and receiving yards (53)...**vs. Indianapolis (9/10):** Saw action on offense and special teams...recorded his first career touchdown on a three-yard rush...**at Jacksonville (10/16):** Saw action at running back and on special teams...registered 17 yards on three carries...scooped up a Jaguars' blocked punt at their eight-yard line and ran it in for a touchdown...**vs. Arizona (10/22):** Saw action at running back...rushed for 48 yards on 11 carries...made a seven-yard reception...**at New York Giants (11/5):** Saw action at running back...rushed for a career-high 57 yards on a career-high 15 carries...**at Seattle (12/17):** Saw action at running back...rushed for 45 yards on 10 carries (4.5 avg.)...**vs. San Francisco (12/31):** Made first-career start at running back...had 14 carries for 54 yards...recorded a career-long 20-yard rush...**Wild Card vs. Atlanta (1/6/18):** Saw action at running back and on special teams...recorded 14 rushing yards on two carries.

2016 Season: Played in all 16 games, rushed 18 times for 39 yards...finished with three special teams tackles...**at San Francisco (9/12):** Recorded one rush for five yards and one reception for eight yards...**vs. Buffalo (10/9):** Saw action on offense and special teams...helped the Rams get into opponent territory with a career-long 26-yard reception in the fourth quarter...**vs. Atlanta (12/11):** Rushed four times for 14 yards, with a 10 yard long...**at Seattle (12/15):** Hauled in one pass for 12 yards while also rushing one time.

2015 Season: Played in one game for the Rams.

College: Played at Texas for four seasons, appearing in 44 games (25 starts). In his four-year career with the Longhorns, Brown tallied 2,678 rushing yards on 630 carries (4.3 yards/rush) with 24 touchdowns. Also recorded 51 receptions resulting in 382 yards (7.5 yards/reception) and three touchdowns. As a true freshman in 2011, rushed for 742 yards and five touchdowns, earning the Big 12's Newcomer of the Year award. As a junior in 2013, Brown's 904 rushing yards and 1,099 all-purpose yards led the Longhorns. Started all 13 games at running back as a senior in 2014, was a second-team All-Big 12 selection.

Personal: Born in Biloxi, Miss., on May 15, 1993...Brown's father, Tommy, played collegiately at Northwest Mississippi JUCO from 1982-84...graduated from Texas with a degree in physical culture and sports in December 2014.



30 Raymond Calais



Running Back • Louisiana-Lafayette • Breaux Bridge, La.

Ht./Wt.: 5-8/188
 NFL Exp.: Rookie
 GP/GS, (Playoffs): 0/0, (0/0)
 Birth Date: 4/2/1998
 Acquired: W (TB)-'20

TRANSACTIONS: Claimed by the Rams via waivers from Denver (9/7/20).

2020 Season: vs. Dallas (9/13): Declared inactive.

COLLEGE: Played in 49 career games at Louisiana (2016-19), rushing 236 times for 1,845 yards (7.8 avg.) with 15 touchdowns, while catching 17 passes for 145 yards and one touchdown. Also returned 99 kickoffs for 2,493 yards and two touchdowns...In 2019, played in 14 games, with seven starts, as a senior, earning first-team All-Sun Belt honors as a return specialist, while earning third-team all-conference honors as a running back and as an all-purpose player. Rushed 117 times for 886 yards (7.6 avg.) and six touchdowns, while catching 10 passes for 67 yards. Also returned 19 kickoffs for 541 yards (28.5 avg.)...In 2018, as a junior, played in all 14 games, earning All-Sun Belt Honorable mention honors, rushing 81 times for 754 yards (9.3 avg.), with seven touchdowns.

Also returned 35 kickoffs for 908 yards....In 2017, served primarily as a kick returner as a sophomore (201n7), returning 30 kickoffs for 715 yards with two touchdowns. Two touchdown returns were tied for the fifth-most in the NCAA. Also rushed for 88 yards on 15 attempts...In 2016 as a freshman, played in nine games, gaining 446 all-purpose yards (117 rushing yards, 329 kick return yards).

PERSONAL: Attended Cecilia High School (Breaux Bridge, Louisiana)...named to Class 4A All-State Offensive MVP and the Gatorade Louisiana Boys Track & Field Athlete of the Year as a senior...won two individual titles and anchored two winning relay quartets at the Class 4A state meet, while also winning the 100 and 200 meter dashes at the district championships. Named the state's Outstanding Track Performer by the Louisiana Sports Writers Association.



Raymond Calais, NFL Statistics



Year	Team	Games	No.	Receiving			Rushing						
				Yards	Avg.	Long	TD	Att.	Yards	Avg.	Long	TD	
2020	Los Angeles Rams	0	0	0	0.0	0	0	0	0	0	0.0	0	0
Totals		0	0	0	0.0	0	0	0	0	0	0.0	0	0



Raymond Calais, Game-By-Game

2020 Los Angeles Rams

Game	W/L	P/S	Rushing				Receiving						
			No.	Yards	Avg.	Long	TD	Att.	Yards	Avg.	Long	TD	
Dal 9/13	W						Inactive						
at Phi 9/20	-	0/0	0	0	0.0	0	0	0	0	0.0	0	0	0
at Buf 9/27	-	0/0	0	0	0.0	0	0	0	0	0.0	0	0	0
NYG 10/4	-	0/0	0	0	0.0	0	0	0	0	0.0	0	0	0
at Was 10/11	-	0/0	0	0	0.0	0	0	0	0	0.0	0	0	0
at SF 10/18	-	0/0	0	0	0.0	0	0	0	0	0.0	0	0	0
Chi 10/26	-	0/0	0	0	0.0	0	0	0	0	0.0	0	0	0
at Mia 11/1	-	0/0	0	0	0.0	0	0	0	0	0.0	0	0	0
Sea 11/15	-	0/0	0	0	0.0	0	0	0	0	0.0	0	0	0
at TB 11/23	-	0/0	0	0	0.0	0	0	0	0	0.0	0	0	0
SF 11/29	-	0/0	0	0	0.0	0	0	0	0	0.0	0	0	0
at Ari 12/6	-	0/0	0	0	0.0	0	0	0	0	0.0	0	0	0
NE 12/10	-	0/0	0	0	0.0	0	0	0	0	0.0	0	0	0
NYJ 12/19	-	0/0	0	0	0.0	0	0	0	0	0.0	0	0	0
at Sea 12/27	-	0/0	0	0	0.0	0	0	0	0	0.0	0	0	0
Ari 1/3/21	-	0/0	0	0	0.0	0	0	0	0	0.0	0	0	0
Totals	1-0	0/0	0	0	0.0	0	0	0	0	0.0	0	0	0



63 Austin Corbett



Offensive Line • Nevada • Sparks, Nev.

Ht./Wt.: **6-4/306**
 NFL Exp.: **3 (2nd Rams)**
 GP/GS, (Playoffs): **23/9, (0/0)**
 Birth Date: **9/5/1995**
 Acquired: **T(CLE)-'19**

Transactions: Traded to the Rams (10/15/19)...selected by the Cleveland Browns in the second round (No. 33 overall) of the 2018 NFL Draft.

Pro: Originally drafted by the Cleveland Browns in the 2018 NFL Draft...appeared in 23 games in his NFL career with nine starts...played 11 games with one start for the Browns in 2018 as a rookie...made Rams debut at Pittsburgh (11/10)...made first start for L.A. in a win over Chicago (11/17).

2020 Season: Enters his second season with the Rams after joining during the 2019 campaign via trade...**vs. Dallas (9/13):** Started at right guard...helped pave the way for the Rams to post 153 rushing yards in the game...provided time of QB Jared Goff to complete passes to eight different receivers, while absorbing only 1.0 sack.

2019 Season: Played in 11 games with seven starts in his second NFL season...appeared in the Browns' Week 3-6 games as a reserve offensive lineman...played in eight games with seven starts for the Rams after joining the team in mid-October...**at Atlanta (10/20):** Declared inactive in his first game with the Rams organization...**vs. Cincinnati (10/27):** Declared inactive...**at Pittsburgh (11/10):** Made Rams debut...played 64 offensive snaps at left guard...**vs. Chicago (11/17):** Started at left guard...helped prevent QB Jared Goff from being sacked, the third time in the last four games Goff hasn't been sacked...**vs. Baltimore (11/25):** Earned his second start for the Rams at left guard...played all 54 offensive snaps...**at Arizona (12/1):** Started at left guard...provided time for QB Jared Goff to throw for 424 yards, while plowing the way for the Rams to rush for 132 yards on the day...**vs. Seattle (12/8):** Started at left guard...helped provide time for QB Jared Goff to throw for 293 yards and two touchdowns without absorbing a sack...marked the fifth game this season Goff was not sacked...**at Dallas (12/15):** Started at left guard...played all 73 offensive snaps and one special teams play...**at San Francisco (12/21):** Started at left guard...prevented QB Jared Goff from absorbing a sack for the sixth game this season, the most no-sack games in a single-season in franchise history...**vs. Arizona (12/29):** Started at left guard...provided time for QB Jared Goff to throw for 319 yards and three touchdowns...played all 82 offensive snaps.

2018 Season: Played in 11 games with one start...**at New Orleans (9/16):** In NFL debut, contributed as extra OL and on

FG protect...**vs. Baltimore (10/7):** During 12-9 OT division win, started first NFL game as extra OL in jumbo set...contributed on FG protect...**at Cincinnati (11/25):** During 35-20 division victory on road, contributed as extra OL in jumbo sets and on FG protect...helped Browns go back-to-back weeks with zero sacks allowed for first time since 2007.

College: Started 49-of-50 career games at Nevada...finished his career with 48 consecutive starts...started all 12 games in 2017 as a senior...didn't allow a sack in conference play...named to the All-Mountain West first team by the conference coaches...earned a spot in the Reese's Senior Bowl...named to the All-Mountain West first team by Phil Steele Magazine...was a semifinalist for the Burlsworth Trophy...earned All-Mountain West academic honors...started all 12 games as a junior in 2016...earned second team All-Mountain West honors for the first time in his career and was named second team All-MW by Phil Steele...as a sophomore in 2015, started in all 12 contests and earned All-Mountain West honorable mention honors...started 11 games as a redshirt freshman in 2014...redshirted in 2013...earned his degree in public health in May 2017.

Personal: Given name is Austin Christopher Walton Corbett...native of Sparks, Nev...son of Theron and Melissa Corbett...married to former Nevada volleyball player, Madison Morell...brother, Garrett, played football at San Diego State...has a younger sister, Krystina...attended Reed High School (Sparks, Nev.)...was a member of two regional championship teams in 2012 and 2013...named first team All-Region and All-State in 2012...lettered in wrestling, basketball and track and field...earned first team All-State in shot put in 2013...was a member of the National Honor Society and freshman mentor council.

Corbett's Career Games/Starts:

Year	Teams	GP/GS
2020	Los Angeles Rams	1/1
2019	Los Angeles Rams	8/7
2019	Cleveland Browns	3/0
2018	Cleveland Browns	11/1
Totals		23/9



99 Aaron Donald



Defensive Line • Pittsburgh • Pittsburgh, Pa.

Ht./Wt.: 6-1/280

NFL Exp.: 7 (7th Rams)

GP/GS, (Playoffs): 95/91, (4/4)

Birth Date: 5/23/1991

Acquired: D1B-'14 (No. 13 Overall)

Transactions: Selected by the Rams in the first round (13th overall) of the 2014 NFL Draft (5/8/14).



Donald was named the 2017 and 2018 DPOY

Pro: Earned All-Pro and PFWA All-NFL Team honors in 2015, '16, '17, '18 and '19...started 91-of-95 career games on the defensive line...became the first Rams defender to be named Associated Press Defensive Player of the Year following the 2017 season... was the fastest Ram to reach 60.0 sacks, achieving the feat in only 81 games played...became only the third player in NFL history to be named back-to-back defensive player of the year after earning the award following the 2018 season... collected 382 career tackles (255 solo), with 73.0 sacks and 15 forced fumbles...

recipient of the club's Daniel F. Reeves Memorial Award as the Rams' Most Valuable Player in 2016, 2017, 2018 and 2019... named to six-consecutive Pro Bowls in his first six seasons (2015-2019)...became the third Rams defensive tackle to be selected to three or more consecutive Pro Bowls...turned in one of the best defensive seasons in NFL history in 2018, finishing with 20.5 sacks, the most ever by a defensive tackle...in 2017, led the Rams with 11.0 sacks, 27 quarterback hits and five forced fumbles...in 2016, led the Rams with 8.0 sacks and finished second among Rams defensive linemen with 62 tackles...in 2015, notched 11.0 sacks which led the NFL at the defensive tackle position...also had a team-high 49 quarterback pressures and 29 hits on the quarterback...in 2014, posted 9.0 sacks, which led all rookies and are the most ever by a Rams' rookie...was first Rams rookie selected to the Pro Bowl since RB Jerome Bettis in 1993... also named PFWA Defensive Rookie of the Year...established a single-season franchise-record 20.5 sacks during the 2018 season....Donald joins Reggie White, Derrick Thomas, and DeMarcus Ware as the only four NFL players to record at least 8.0 sacks in each of their first six seasons in the league.

2020 Season: A leader of the team, returns for his seventh season with the Los Angeles Rams...**vs. Dallas (9/13):** Started on the defensive line...recorded four tackles (one solo) and posted his first sack of the season.

2019 Season: Started and played all 16 games...voted First-Team All-Pro by the Associated press...started his 75th career game in a Week 1 contest at Carolina...played his 80th career game Week 2 vs. New Orleans...recorded his 60th career sack in week 3 at Cleveland, his first of the season...**at Carolina (9/8):** Started at defensive tackle...played 56 defensive snaps (84 percent)...recorded one solo tackle and one quarterback hit...**vs. New Orleans (9/15):** Started at defensive tackle...recorded one solo tackle, a tackle for loss...added one QB hit, knocking Saints QB Drew Brees out of the game in the first quarter...**at Cleveland (9/22):** Started



Donald earned NFL All-Pro Honors in '15, '16, '17 & '18



at defensive tackle...finished fifth on the team with four tackles (three solo)...posted his first sack on the team...added two tackles for loss and one quarterback hit...**vs. Tampa Bay (9/29):** Started at defensive tackle...posted four total tackles (one solo), including one tackle for loss...**at Seattle (10/3):** Started at defensive tackle...posted three tackles (two solo)... added one tackle for loss and one QB hit...**vs. San Francisco (10/13):** Started at defensive tackle...registered 2.0 sacks, his first multi-sack game of the season, the 15th of his career... finished with seven tackles (four solo)...added three tackles for loss...forced one fumble...**at Atlanta (10/20):** Started at defensive tackle...recorded two solo tackles...posted 1.0 sack, bringing his season total to 4.0...forced and recovered one fumble... **vs. Cincinnati (10/27):** Started at defensive tackle...recorded three solo tackles...posted 1.0 sack, bringing his season total to 5.0...**at Pittsburgh (11/10):** Started at defensive end...recorded six tackles (four solo)...posted 1.0 sack, a safety...marked his fourth-straight game with at least 1.0 sack...**vs. Chicago (11/17):** Started at defensive tackle...recorded four tackles (three solo)... added 2.0 sacks, the fifth-straight game with a sack...tallied one pass defensed...**vs. Baltimore (11/25):** Started at defensive tackle...recorded one assisted tackle...**at Arizona (12/1):** Started at defensive tackle...posted two tackles (one solo)...added 1.5 sacks...**vs. Seattle (12/8):** Started at defensive tackle...registered two tackles (one solo)...added one pass defensed...recorded 1.5 sacks, bringing his season total to 11.0...**at Dallas (12/15):** Started at defensive tackle...posted three tackles (one solo) including one tackle for loss...**at San Francisco (12/21):** Started at defensive tackle...recorded three tackles (one solo)...added 1.5 sacks...**vs. Arizona (12/29):** Started at defensive tackle... recorded two tackles (one solo).

2018 Season: Earned fifth-consecutive Pro Bowl berth... named AP DPOY for the second-consecutive season...was the only player unanimously voted as an AP First Team All-Pro... started all 16 games at defensive tackle...finished with a league-leading, franchise-best and career-best 20.5 sacks...broke the league record for most defensive sack yards in a season with 183.5 yards...led the team with 41 quarterback hits...tallied 59 tackles (41 solo) and 25 tackles for loss...earned team MVP voted on by his teammates...was named DPOW in Week 7 and Week

16 and DPOM in October...**vs. Arizona (9/16)**: Recorded four tackles (one solo)...**vs. Chargers (9/23)**: Started and recorded two tackles (one solo)...**vs. Minnesota (9/27)**: Started and posted his first sacks of the 2018 season, his eighth-career multi-sack game...added five tackles (three solo) and four QB hits...**at Seattle (10/7)**: Started and recorded two total tackles (one solo)...posted his third sack of the season, the 42nd of his career, Donald passed Grant Wistrom (41.5) for seventh place on the Rams all-time sacks list...the sack resulted in a seven-yard loss...**at Denver (10/14)**: Started at defensive tackle...recorded sack number 4.0 on the season...added three tackles (two solo)...recorded two quarterback hits...**at San Francisco (10/21)**: Started at defensive tackle...recorded a career-high 4.0 sacks resulting in 29 yards lost...finished with nine tackles (eight solo)...added six tackles for loss...five QB hits...forced and recovered one fumble...**vs. Green Bay (10/28)**: Started at defensive tackle...recorded three total tackles (two solo)...tallied 2.0 sacks resulting in 12 yards lost...hit Packers QB Aaron Rodgers four times...fifth-straight game with at least 1.0 sack...matched a career-best five-game sack streak...**at New Orleans (11/4)**: Started at defensive tackle...recorded one solo tackle, a tackle for loss...posted four hits on Saints QB Drew Brees...added one pass defended...recovered one fumble...**vs. Seattle (11/11)**: Finished with four tackles (three solo)...posted his fourth multi-sack game, finishing with 2.5 sacks...established a new career-best 12.5 sacks in only 10 games...passed former DT D'Marco Farr (11.5 in 1995) for the most sacks by a Rams DT in a single season...**vs. Kansas City (11/19)**: Recorded four total tackles (two solo) and 2.0 sacks increasing his season total to 14.5...both sacks were strip-sacks of Chiefs QB Patrick Mahomes...**at Detroit (12/2)**: Started at defensive tackle...added 2.0 sacks, his third-straight game with at least 2.0 sacks...forced one fumble...added five solo tackles and four QB hits...passed Chris Long for fifth place on the Rams all-time sack leaders list...**at Chicago (12/9)**: Started at defensive tackle...recorded two tackles (one solo)...added one quarterback hit...**vs. Philadelphia (12/16)**: Started at defensive tackle and played all 64 defensive snaps...recorded two tackles (one solo)...**vs. Arizona (12/23)**: Started at defensive tackle...recorded seven tackles (five solo)...added 3.0 sacks, establishing a new franchise single-season sack record (19.5)...finished with four tackles for loss...**vs. San Francisco (12/30)**: Started at defensive tackle...recorded a franchise-best 20.5th sack of the season...finished with 183.5 sack yards on the season, the most by any defensive player in NFL history...finished with four solo tackles, including 1.0 sack and one tackle for loss...added three quarterback hits...**Divisional Round vs. Dallas (1/12/19)**: Started at defensive tackle and played all 58 defensive snaps...recorded two solo tackles, including one tackle for loss...**Championship Round at New Orleans (1/20/19)**: Started at defensive tackle...recorded two solo stops, both were tackles for loss...added three QB hits...**Super Bowl LIII (2/3/19)**: Started at defensive tackle...recorded five tackles (one solo)...added one quarterback hit.

2017 Season: Earned fourth-consecutive Pro Bowl berth...named AP DPOY...started in all 14 regular season game and one postseason contest he played in...finished the regular season with team-highs in sacks (11.0), quarterback hits (27) and forced fumbles (five)...recorded 52 tackles (31 solo)...led the NFL in sacks (11.0) among interior linemen...his five forced fumbles is a career-high and his 11.0 sacks tied his career-high for a single season, despite only playing in 14 games...**at San Francisco (9/21)**: Recorded three tackles (two solo), including one for loss, two quarterback hits and a game-clinching sack...**vs. Seattle (10/8)**: Recorded six tackles (three solo), including two for a loss...also recorded three quarterback hits...**vs. Arizona (10/22)**: Recorded three tackles (two solo), including two for a loss...picked up a sack and two quarterback hits...**at New York Giants (11/5)**: Collected five tackles (three solo)...notched one sack, forced a fumble and recovered a fumble...added one quarterback hit and one pass defended...**vs. Houston (11/12)**: Recorded four tackles (two solo), including one for loss...added one strip sack, making him the first Ram to force a fumble during the first drive of the game in back-to-back games...also had one quarterback hit and one pass defended...**vs. New Orleans (11/26)**: Notched five tackles (three solo), including two for loss...added one sack and one quarterback hit...**at Arizona (12/3)**: Recorded 2.0 sacks, marked his sixth multi-sack game of his career...also recorded four tackles (three solo), including two for loss...added two quarterback hits...**at Seattle (12/17)**: Tallied five tackles (four solo), including two for loss...recorded a team-high three sacks, tying his career high in a single game...added four quarterback

hits and one forced fumble...**at Tennessee (12/24)**: Registered two tackles and forced a fumble...**Wild Card vs. Atlanta (1/6/18)**: Made first career postseason start at defensive tackle...recorded five tackles (four solo), including one for a loss...registered one quarterback hit and split a sack.

2016 Season: Named to his third-consecutive Pro Bowl after starting all 16 games...was the recipient of the club's Daniel F. Reeves Memorial Award as the Rams' Most Valuable Player...one of two defensive captains, as voted on by his teammates...finished the season with 62 tackles and 8.0 sacks...had career-highs in passes defended (six) and forced fumbles (two)...**vs. Seattle (9/18)**: Recorded five total tackles (four solo)...compiled three quarterback pressures and four quarterback hits...**at Arizona (10/2)**: Registered five tackles (three solo)...registered his first sack of the season and added a forced fumble on the play...also split a sack with DE Eugene Sims...named NFC Defensive Player of the Week...**at Detroit (10/16)**: Registered two tackles (three solo)...notched one sack for five yards, moved into the top-15 in Rams history with his 23rd career sack...added four quarterback pressures and two quarterback hits on the day...**vs. Carolina (11/6)**: Registered two total tackles...added a season-high two sacks for a loss of 19 yards...pressured Panthers QB Cam Newton six times...led all defensive tackles in sacks through nine weeks...**at New Orleans (11/27)**: Notched three solo tackles (three solo)...added one sack for a loss of eight yards, while forcing a QB Drew Brees fumble...also recorded three quarterback pressures and one quarterback hit...**vs. Atlanta (12/11)**: Registered three tackles (two solo)...sacked QB Matt Ryan for a loss of six yards...added one quarterback hit and one quarterback pressure...**vs. San Francisco (12/24)**: Notched a season-high seven tackles (six solo)...sacked QB Colin Kaepernick for a loss of three yards...added a season-high six quarterback pressures and three quarterback hits.

2015 Season: Started 16 games at defensive tackle...earned second consecutive Pro Bowl berth...notched 11.0 sacks to set a new single season-high and earn the team lead in the category...the mark also led the NFL at the defensive tackle position...also had a team-high 49 quarterback pressures and 29 hits on the quarterback...recorded a personal-best 85 tackles on the season (60 solo)...voted Rams' MVP by teammates...**vs. Seattle (9/13)**: Sacked QB Russell Wilson two times to bump his career sack total to 11...marked his first multi-sack game of his career...added 11 tackles to establish a new career-high...earned NFC Defensive Player of the Week honors...**at Washington (9/20)**: Split a sack on QB Kirk Cousins with DE Chris Long...tallied five tackles (four tackles)...**vs. Pittsburgh (9/27)**: Sacked Steelers QB Ben Roethlisberger for an 8-yard loss...registered six tackles (four solo)...**vs. Cleveland (10/25)**: Compiled 1.0 sack, two solo tackles, three quarterback hits and two forced fumbles...**vs. Chicago (11/15)**: Split a sack with DE Williams Hayes on Bears QB Jay Cutler for a nine yard loss...added a solo sack on Cutler marked his second career multi-sack game...also notched five tackles (four solo) and one quarterback hit and pressure...**at Baltimore (11/22)**: Sacked Ravens QB Joe Flacco for a seven yard loss...registered 10 tackles (eight solo), five quarterback pressures and one hit on the quarterback...**vs. Arizona (12/6)**: Sacked Arizona QB Carson Palmer...also had seven tackles (six solo), two quarterback pressures and five quarterback hits...**vs. Detroit (12/13)**: Notched a career-high 3.0 sacks on QB Matt Stafford...marked his third career multi-sack game, and first 3.0 sack game...also registered two solo tackles and three quarterback hits...**vs. Tampa Bay (12/17)**: Started at defensive tackle...recorded six tackles (four solo)...also had two quarterback pressures and three hits...**at Seattle (12/27)**: Recorded seven tackles (four solo)...also registered nine quarterback pressures and three hits on the quarterback.

2014 Season: Finished the season with 72 tackles (49 solo), 9.0 sacks and 38 quarterback pressures...from weeks 10-15, he had a sack in five straight games...also posted a team-high 17 tackles for loss on the season and coaches credited him with 32 quarterback pressures and 12 quarterback hits...his 9.0 sacks are the most ever by a Rams rookie regardless of position...**vs. Minnesota (9/7)**: Made his NFL debut...recorded six tackles (five solo)...**at Tampa Bay (9/14)**: Saw action on defense and special teams...recorded six tackles (five solo)...recorded his first career sack...**vs. San Francisco (10/13)**: Made his first career start at defensive tackle...tallied seven tackles (five solo)...**vs. Seattle (10/16)**: Started at defensive tackle...notched six solo tackles and 1.0 sack...**at Kansas City (10/26)**: Started at defensive

tackle...tallied three solo tackles and one forced fumble...**at San Francisco (11/2)**: Started at defensive tackle...registered one solo tackle and 1.0 sack...**vs. Denver (11/16)**: Started at defensive tackle...registered two solo tackles and 1.0 sack...**at San Diego (11/23)**: Started at defensive tackle...notched seven tackles (four solo) and 1.0 sack...**vs. Oakland (11/30)**: Started at defensive tackle...tallied five tackles (three solo) and 1.0 sack...**at Washington (12/7)**: Started at defensive tackle...notched five tackles (two solo) and 1.0 sack...**vs. Arizona (12/11)**: Recorded his 10th career start at defensive tackle...registered six tackles (two solo) and 1.0 sack...**at Seattle (12/28)**: Started at defensive tackle...posted seven tackles (four solo) and 1.0 sack...led all rookies with 9.0 sacks.

College: Recipient of the Bronko Nagurski Trophy (nation's most outstanding defensive player), Chuck Bednarik (defensive player of the year), Outland Trophy (nation's best offensive or defensive interior lineman) and Rotary Lombardi Award (nation's most outstanding lineman or linebacker)...also named Athlon Sports National Defensive Player of the Year, CBSSports.com National Defensive Player of the Year and Lindy's Sports National Defensive Player of the Year...named All-American first-team by The NFL Draft Report, American Football Coaches Association, Associated Press, Athlon Sports, ESPN.com, Football Writers Association of America, Lindy's Sports, SI.com, Sporting News, USA Today and Walter Camp Football Foundation...was also the recipient of the Atlantic Coast Conference Defensive Player of the Year Award by the league's coaches, media and Athlon Sports... added All-ACC First-Team honors...earned unanimous first-team All-American status, he became the first Pitt defensive player to accomplish that feat since legendary defensive end Hugh Green in 1980...started 30-of-51 games at Pittsburgh - 25 at strong-side defensive tackle and five at strong-side defensive end...recorded 181 tackles (115 solos) with 29.5 sacks for minus 200 yards, 66.0 stops for losses totaling 315 yards, 43 quarterback pressures, 11 pass deflections and six forced fumbles...ranks fourth in NCAA FBS history with his 66.0 tackles-for-loss...his 29.5 sacks and

28 solo sacks both ranked third among active players, as his lost yardage via sacks (200) placed fourth...his 66 tackles-for-loss are the most by a Panther since the NCAA began recognizing that category in 1999... in 2013, earned Player of the Week honors for his performance vs. Virginia from the Bednarik Award and Athlon Sports...received National Player of the Week from the Bednarik Award vs. Georgia Tech and was also named ACC Player of the Week for that effort...closed out the regular schedule with Lott IMPACT Player of the Week and Walter Camp National Defensive Player of the Week recognition for the Syracuse clash...in 2012, earned third-team All-American honors from The NFL Draft Report after he led the team with 5.5 sacks for minus 36 yards, 18.5 stops for losses of 78 yards and eleven quarterback pressures...in 2011, received All-Big East Conference second-team honors from the league's coaches...played in all thirteen games as a reserve defensive tackle in 2010.

Personal: Attended Penn Hills (Pa.) High School, playing football for head coach Ron Graham...selected first team All-State Class AAAA by the Pennsylvania Sports Writers Association each of his final two seasons...The Pennsylvania Football News All-Class AAAA, Pittsburgh Post-Gazette WPIAL Class AAAA Player of the Year, Pittsburgh Post-Gazette "Fabulous 22" and Pittsburgh Tribune-Review "Terrific 25" choice compiled 63 tackles, including fifteen for loss and eleven sacks as a senior...also started at offensive guard and was a three-year starter on both sides of the ball...the Indians advanced to the WPIAL Class AAAA playoffs in each of Donald's three years as a starter...selected to play in the Big 33 Football Classic and was rated one of the country's top 25 defensive tackles by Scout.com...majored in Communications... son of Anita Goggins and Archie Donald...his brother, Archie, played linebacker at Toledo...his sister, Akita, is a dentist and graduated from Carlow College Masters program...resides in Penn Hills, Pennsylvania...participated in numerous community events, including the 6th Annual Playground Build at Marygrove, United Way Kickoff to Charity Luncheon, St. Louis Rams Training Academy Youth Camp and the All-Community Team Ticket Program - Donald's Drop Squad.



Aaron Donald, NFL Statistics



Regular Season

Year	Team	G/S	Tackles			Sacks	Yards	Interceptions				PD	Fumbles		
			Total	Solo	Asst.			Int.	Yards	Long	TD		FF	FR	Yards
2014	St. Louis Rams	16/12	72	49	23	9.0	68.0	0	0	0	0	0	2	0	0
2015	St. Louis Rams	16/16	85	60	25	11.0	59.5	0	0	0	0	0	0	1	0
2016	Los Angeles Rams	16/16	62	43	19	8.0	54.0	0	0	0	0	6	2	0	0
2017	Los Angeles Rams	14/14	52	31	21	11.0	95.0	0	0	0	0	2	5	1	0
2018	Los Angeles Rams	16/16	59	41	18	20.5	183.5	0	0	0	0	1	4	2	0
2019	Los Angeles Rams	16/16	48	29	19	12.5	69.5	0	0	0	0	2	2	1	0
2020	Los Angeles Rams	1/1	4	1	3	1.0	7.0	0	0	0	0	0	0	0	0
Totals		95/91	382	255	128	73.0	536.5	0	0	0	0	11	15	5	0

Postseason

Year	Team	G/S	Tackles			Sacks	Yards	Interceptions				PD	Fumbles		
			Total	Solo	Asst.			Int.	Yards	Long	TD		FF	FR	Yards
2017	Los Angeles Rams	1/1	5	4	1	0.5	3.5	0	0	0	0	0	0	0	0
2018	Los Angeles Rams	3/3	9	5	4	0.0	0.0	0	0	0	0	0	0	0	0
Totals		4/4	14	9	5	0.5	3.5	0	0	0	0	0	0	0	0

Regular Season Single Game Career Highs:

Total Tackles – 11, vs. Seattle (9/13/15)
Solo Tackles – 8, twice - last, at San Francisco (10/21/18)
Sacks – 4.0, at San Francisco (10/21/18)

Postseason Single Game Career Highs:

Total Tackles – 5, twice- last, vs. New England (2/3/19 Super Bowl LIII)
Solo Tackles – 4, vs. Atlanta (1/6/18 NFC Wild Card)
Sacks – 0.5, vs. Atlanta (1/6/18 NFC Wild Card)



50 Samson Ebukam



Outside Linebacker • Eastern Washington • Portland, Ore.

Ht./Wt.: 6-3/245

NFL Exp.: 4 (4th Rams)

GP/GS, (Playoffs): 49/22, (4/2)

Birth Date: 5/9/1995

Acquired: D4B-'17 (No. 125)

Transactions: Selected by the Rams in the fourth round (125th overall) of the 2017 NFL Draft (4/30/17).

Pro: Fourth-year pro, played in all 49 regular season and four postseason contests...started 22 regular season games and two playoff contests...tallied 9.5 sacks, forced five fumbles and one interception in regular season action...became the first player with a sack, interception, and multiple touchdowns in a single game since sacks became an official stat in 1982 in 2018 Week 11 win over Kansas City.

2020 Season: Returns for his fourth season with the Rams as a starting outside linebacker...**vs. Dallas (9/13):** Started at OLB...recorded four tackles (two solo).

2019 Season: Third-year player, finished the 2019 season with a career-best 47 tackles (26 solo) and a career-high 4.5 sacks...a major contributor on the Rams defensive front-seven rotation...started his first game of the season in a Week 6 contest against San Francisco...posted his first 2.0 sack game against Seattle (12/8)...**at Carolina (9/8):** Played 33 defensive snaps (49 percent)...recorded one solo tackle...added one forced fumble and one fumble recovery...marked his fifth-career forced fumble and third-career fumble recovery...**vs. New Orleans (9/15):** Contributed one solo tackle on defense...played 34 defensive snaps (52 percent) and 11 special teams plays (41 percent)...**at Cleveland (9/22):** Added three tackles (two solo) and one pass defensed...played 36 defensive snaps (50 percent) and nine special teams plays (38 percent)...**vs. Tampa Bay (9/29):** Played 37 defensive snaps (50 percent)...posted three total tackles (one solo)...recorded one quarterback hit...**at Seattle (10/3):** finished with one assisted tackle and one quarterback hit in 41 defensive snaps (55 percent) played...**vs. San Francisco (10/13):** Started at outside linebacker...recorded five tackles (two solo)...**at Atlanta (10/20):** Started at outside linebacker...played 35 defensive snaps (64 percent)...recorded two assisted tackles and one QB hit...**vs. Cincinnati (10/27):** Started at outside linebacker...recorded three tackles (two solo)...added one pass defensed...**at Pittsburgh (11/10):** Played 32 defensive snaps...recorded two tackles (one solo)...added one tackle for loss...**vs. Chicago (11/17):** Played 19 defensive snaps (25 percent)...recorded four tackles (three solo)...added one tackle for loss...tallied one pass defensed...**vs. Baltimore (11/25):** Started at outside linebacker...recorded seven tackles (three solo)...posted his first multi-sack game of his career, finishing with 1.5 sacks...**at Arizona (12/1):** Posted four tackles (two solo)...played 29 defensive snaps (45 percent) and 18 special teams plays...**vs. Seattle (12/8):** Started at outside linebacker...recorded five tackles (four solo)...posted his first 2.0 sack game of his career...**at Dallas (12/15):** Posted three tackles (two solo) and one QB hit...**at San Francisco (12/21):** Played 16 defensive snaps (28 percent) and 15 special teams plays (43 percent)...recorded one solo tackle...recorded 1.0 sack...**vs. Arizona (12/29):** Played 25 defensive snaps (37 percent) and 10 special teams snaps...recorded one solo tackle...recovered a fumble.

2018 Season: Played in 16 games with 14 starts...finished with a career-high 39 tackles (24 solo) and 3.0 sacks...had one interception returned for a touchdown and one fumble recovered for a touchdown in the same game...recovered a total

of two fumbles, while forcing three...**at Oakland (9/10):** Started at outside linebacker...recorded four tackles (three solo)...posted three tackles for loss...**vs. Arizona (9/16):** Started at outside linebacker...recorded one solo tackle and 1.0 sack, his first of the season and third of his career...**vs. Chargers (9/23):** Started and recorded one assisted tackle...added one quarterback hit...**vs. Minnesota (9/27):** Started and recorded two tackles (one solo)...**at Seattle (10/7):** Started and recorded four total tackles (two solo) on defense...added one special teams tackle...**at Denver (10/14):** Started at outside linebacker...recorded two tackles (one solo)...forced one fumble, his second-career forced fumble...**at San Francisco (10/21):** Started at outside linebacker...recorded three solo tackles...added his second sack of the season, bringing his career total to 4.0...forced one fumble, his second of the season...**vs. Green Bay (10/28):** Started at outside linebacker...recorded four tackles (two solo)...**at New Orleans (11/4):** Started at outside linebacker...recorded two solo tackles...forced one fumble...**vs. Seattle (11/11):** Started at outside linebacker...finished with three tackles (two solo)...**vs. Kansas City (11/19):** Recorded three total tackles (two solo), recorded 1.0 sack, one fumble recovery and one pick-six...the first player since 1982 to record all of those stats in a single game...added a touchdown on a fumble recovery...**at Detroit (12/2):** Started at outside linebacker...recorded two solo tackles...recovered one fumble...**at Chicago (12/9):** Started at outside linebacker...recorded two solo tackles...**vs. Philadelphia (12/16):** Played 41 defensive and 14 special teams snaps...recorded three assisted tackles on defense...**vs. Arizona (12/23):** Started at outside linebacker...played 20 defensive snaps and seven special teams snaps...did not record any stats...**vs. San Francisco (12/30):** Started at outside linebacker...recorded three tackles (one solo)...**Divisional Round vs. Dallas (1/12/19):** Earned first-career playoff start in his second-career postseason appearance...recorded two solo tackles, including one tackle for loss...posted one pass defensed...**Championship Round at New Orleans (1/20/19):** Played on defense and special teams...recorded three total tackles (two solo)...forced one fumble...**Super Bowl LIII (2/3/19):** Started at outside linebacker...recorded three solo tackles...added one special teams tackle.

2017 Season: Played in all 16 games and made two starts...finished the regular season with 38 tackles (18 solo), 2.0 sacks and one forced fumble...finished the regular season tied for the team lead in special teams tackles with eight...**vs. Indianapolis (9/10):** Played on defense and special teams...notched four tackles (three solo) on defense...added one special teams tackle...**at New York Giants (11/5):** Saw action on defense and special teams...collected three tackles (two solo)...**vs. Houston (11/12):** Saw action on defense and special teams...earned his first-career sack on Texans QB Tom Savage and caused him to fumble...also had one solo tackle and one hit on the quarterback...**vs. New Orleans (11/26):** Saw action at outside linebacker...recorded two tackles (one solo), including one for loss...added 1.0 sack...**at Arizona (12/3):** Made his first-career start at outside linebacker...notched a season-high seven tackles (three solo)...**vs. Philadelphia (12/10):** Saw action on defense and on special teams...tallied seven tackles (three solo)...**vs. San Francisco (12/31):** Started at outside linebacker...notched three tackles (two solo)...**Wild Card vs. Atlanta (1/6/18):** Saw action on defense

and on special teams...registered one tackle.

College: Played in 53 games, started 38...had 24.0 sacks in his career to rank sixth in school history...finished with 188 career tackles...one-of-six Eagle co-captains for the 2016 season... received Second-Team All-Big Sky honors in both 2014 and 2015, and first team accolades in 2016...was a Second Team Freshman All-America selection in 2013, in addition, to earning Big Sky All-Academic honors...his 38 career starts were the second-most among defensive players behind linebacker Miquiyah Zamora (45)...played in eight career playoff games and had 23 tackles with 4.5 sacks, an interception, a forced fumble and a fumble recovery...in his four seasons playing for Eastern, the Eagles won 41 games overall and were 28-4 in the Big Sky Conference.

Personal: Name pronounced "eh-BOO-kahm"...graduated from David Douglas High School in 2013...was selected to the All-Mount Hood Conference First Team as a defensive lineman and honorable mention as a tight end...was a two-way starter for the Scots and also played fullback, as a senior in 2012...also competed in basketball and track and field...placed second as a senior in both the javelin (school-record 205-6) and the shot put (personal-best 55-2 1/2) at the State 6A Track Championships... was third at state in the javelin as a sophomore.



Samson Ebukam, NFL Statistics



		Regular Season										Fumbles		
Year	Team	Tackles		Solo	Asst.	Sacks	Yards	Interceptions			PD	FF	FR	Yards
		G/S	Total					Int.	Yards	Long				
2017	Los Angeles Rams	16/2	38	18	20	2.0	21.0	0	0	0	0	1	0	0
2018	Los Angeles Rams	16/14	39	24	15	3.0	11.0	1	25	25t	1	3	2	11t
2019	Los Angeles Rams	16/5	47	26	21	4.5	32.0	0	0	0	3	1	2	0
2020	Los Angeles Rams	1/1	4	2	2	0.0	0.0	0	0	0	0	0	0	0
Totals		49/22	128	70	58	9.5	64.0	1	25	25t	1	4	4	11t

		Postseason										Fumbles		
Year	Team	Tackles		Solo	Asst.	Sacks	Yards	Interceptions			PD	FF	FR	Yards
		G/S	Total					Int.	Yards	Long				
2017	Los Angeles Rams	1/0	1	1	0	0.0	0.0	0	0	0	0	0	0	0
2018	Los Angeles Rams	3/2	8	7	1	0.0	0.0	0	0	0	1	1	0	0
Totals		4/2	9	8	1	0.0	0.0	0	0	0	1	1	0	0

Additional Career Statistics: Special Teams Tackles: 2018 regular season (1) 2018 postseason (1), 2017 (8).



Samson Ebukam, Game-By-Game



2020 Los Angeles Rams																
Game	W/L	P/S	T	S	A	Sk	Yds	Int	Yds	Lg	TD	PD	FF	FR	Yds	
Dal 9/13	W	1/1	4	2	2	0.0	0.0	0	0	0	0	0	0	0	0	0
at Phi 9/20	-	0/0	0	0	0	0.0	0.0	0	0	0	0	0	0	0	0	0
at Buf 9/27	-	0/0	0	0	0	0.0	0.0	0	0	0	0	0	0	0	0	0
NYG 10/4	-	0/0	0	0	0	0.0	0.0	0	0	0	0	0	0	0	0	0
at Was 10/11	-	0/0	0	0	0	0.0	0.0	0	0	0	0	0	0	0	0	0
at SF 10/18	-	0/0	0	0	0	0.0	0.0	0	0	0	0	0	0	0	0	0
Chi 10/26	-	0/0	0	0	0	0.0	0.0	0	0	0	0	0	0	0	0	0
at Mia 11/1	-	0/0	0	0	0	0.0	0.0	0	0	0	0	0	0	0	0	0
Sea 11/15	-	0/0	0	0	0	0.0	0.0	0	0	0	0	0	0	0	0	0
at TB 11/23	-	0/0	0	0	0	0.0	0.0	0	0	0	0	0	0	0	0	0
SF 11/29	-	0/0	0	0	0	0.0	0.0	0	0	0	0	0	0	0	0	0
at Ari 12/6	-	0/0	0	0	0	0.0	0.0	0	0	0	0	0	0	0	0	0
NE 12/10	-	0/0	0	0	0	0.0	0.0	0	0	0	0	0	0	0	0	0
NYJ 12/19	-	0/0	0	0	0	0.0	0.0	0	0	0	0	0	0	0	0	0
at Sea 12/27	-	0/0	0	0	0	0.0	0.0	0	0	0	0	0	0	0	0	0
Ari 1/3/21	-	0/0	0	2	0	0.0	0.0	0	0	0	0	0	0	0	0	0
Totals	1-0	1/1	4	2	2	0.0	0.0	0	0	0	0	0	0	0	0	0

2019 Los Angeles Rams																
Game	W/L	P/S	T	S	A	Sk	Yds	Int	Yds	Lg	TD	PD	FF	FR	Yds	
at Car 9/8	W	1/0	1	1	0	0.0	0.0	0	0	0	0	0	0	0	0	1
NO 9/15	W	1/0	1	1	0	0.0	0.0	0	0	0	0	0	0	0	0	0
at Cle 9/22	W	1/0	3	2	1	0.0	0.0	0	0	0	0	0	0	1	0	0
TB 9/29	L	1/0	3	1	2	0.0	0.0	0	0	0	0	0	0	0	0	0
at Sea 10/3	L	1/0	1	0	1	0.0	0.0	0	0	0	0	0	0	0	0	0
SF 10/13	L	1/1	6	2	4	0.0	0.0	0	0	0	0	0	0	0	0	0
at Atl 10/20	W	1/1	2	0	2	0.0	0.0	0	0	0	0	0	0	0	0	0
Cin 10/27	W	1/1	3	2	1	0.0	0.0	0	0	0	0	0	0	1	0	0
at Pit 11/10	L	1/0	2	1	1	0.0	0.0	0	0	0	0	0	0	0	0	0
Chi 11/17	W	1/0	4	3	1	0.0	0.0	0	0	0	0	0	0	1	0	0
Bal 11/25	L	1/1	7	3	4	1.5	7.0	0	0	0	0	0	0	0	0	0
at Ari 12/1	W	1/0	4	2	2	0.0	0.0	0	0	0	0	0	0	0	0	0
Sea 12/8	W	1/1	5	4	1	2.0	18.0	0	0	0	0	0	0	0	0	0
at Dal 12/15	L	1/0	3	2	1	0.0	0.0	0	0	0	0	0	0	0	0	0
at SF 12/21	L	1/0	1	1	0	1.0	7.0	0	0	0	0	0	0	0	0	0
Ari 12/29	W	1/0	1	1	0	0.0	0.0	0	0	0	0	0	0	0	0	1
Totals	9-7	16/5	47	26	21	4.5	32.0	0	0	0	0	0	0	3	1	2

2018 Los Angeles Rams																
Game	W/L	P/S	T	S	A	Sk	Yds	Int	Yds	Lg	TD	PD	FF	FR	Yds	
at Oak 9/10	W	1/1	4	3	1	0.0	0.0	0	0	0	0	0	0	0	0	0
Ari 9/16	W	1/1	1	1	0	1.0	7.0	0	0	0	0	0	0	0	0	0
LAC 9/23	W	1/1	1	0	1	0.0	0.0	0	0	0	0	0	0	0	0	0
Min 9/27	W	1/1	2	1	1	0.0	0.0	0	0	0	0	0	0	0	0	0
at Sea 10/7	W	1/1	4	2	2	0.0	0.0	0	0	0	0	0	0	0	0	0
at Den 10/14	W	1/1	2	1	1	0.0	0.0	0	0	0	0	0	0	1	0	0
at SF 10/21	W	1/1	3	3	0	1.0	1.0	0	0	0	0	0	0	1	0	0
GB 10/28	W	1/1	4	2	2	0.0	0.0	0	0	0	0	0	0	0	0	0
at NO 11/4	L	1/1	2	2	0	0.0	0.0	0	0	0	0	0	0	1	0	0
Sea 11/11	W	1/1	3	2	1	0.0	0.0	0	0	0	0	0	0	0	0	0
KC 11/19	W	1/0	3	2	1	1.0	3.0	1	25	25t	1	1	0	1	11t	0
at Det 12/2	W	1/1	2	2	0	0.0	0.0	0	0	0	0	0	0	0	1	0
at Chi 12/9	L	1/1	2	2	0	0.0	0.0	0	0	0	0	0	0	0	0	0
Phi 12/16	L	1/0	3	0	3	0.0	0.0	0	0	0	0	0	0	0	0	0
at Ari 12/23	W	1/1	0	0	0	0.0	0.0	0	0	0	0	0	0	0	0	0
SF 12/30	W	1/1	3	1	2	0.0	0.0	0	0	0	0	0	0	0	0	0
Totals	13-3	16/14	39	24	15	3.0	11.0	1	25	25t	1	1	3	2	11t	0

2017 Postseason																
Game	W/L	P/S	T	S	A	Sk	Yds	Int	Yds	Lg	TD	PD	FF	FR	Yds	
Dal 1/12/19*	W	1/1	2	2	0	0.0	0.0	0	0	0	0	1	0	0	0	0
at No 1/20/19^	W	1/0	3	2	1	0.0	0.0	0	0	0	0	0	0	1	0	0
NE 2/3/19!	L	1/1	3	3	0	0.0	0.0	0	0	0	0	0	0	0	0	0
Totals	2-1	3/2	8	7	1	0.0	0.0	0	0	0	0	1	1	1	0	0

2017 Postseason																
Game	W/L	P/S	T	S	A	Sk	Yds	Int	Yds	Lg	TD	PD	FF	FR	Yds	
Alt 1/6/18*	L	1/0	1	1	0	0.0	0.0	0	0	0	0	0	0	0	0	0
Totals	0-1	1/0	1	1	0	0.0	0.0	0	0	0	0	0	0	0	0	0

* Denotes NFC Wild Card Playoff Game

^ Denotes NFC Divisional Playoff Game, ^ Denotes NFC Championship. ! Denotes Super Bowl LIII



73 David Edwards



Offensive Line • Wisconsin • Downers Grove, Ill.

Ht./Wt.: **6-6/308**
 NFL Exp.: **2 (2nd Rams)**
 GP/GS, (Playoffs): **17/10, (0/0)**
 Birth Date: **3/20/1997**
 Acquired: **D5-'19 (No. 169 Overall)**

Transactions: Selected by the Rams in the fifth round (169th overall) of the 2019 NFL Draft (4/27/18).

Pro: Started 10 games and appeared in all 16 games as a rookie in 2019...allowed only 1.0 sack in his first professional season... started at both guard positions.

2020 Season: vs. Dallas (9/13): Played five special teams snaps.

2019 Season: Made his NFL debut on special teams in a Week 1 win at Carolina...made first career start in Week 7 win at Atlanta...started at both guard positions...allowed only 1.0 sack as a rookie...**at Carolina (9/8):** Played seven special teams snaps...**vs. New Orleans (9/15):** Played five special teams snaps...**at Cleveland (9/22):** Played five special teams plays...**vs. Tampa Bay (9/29):** Played seven special teams snaps (18 percent)...**at Seattle (10/3):** Played six special teams snaps (19 percent)...**vs. San Francisco (10/13):** Played one special teams snap...**at Atlanta (10/20):** Started at right guard...helped provide a pocket for QB Jared Goff to throw for 268 yards and two touchdowns, without giving up a sack...**vs. Cincinnati (10/27):** Started at guard...helped provide a pocket for QB Jared Goff and WR Cooper Kupp to connect for 220 yards...**at Pittsburgh (11/10):** Started at right guard...also played right tackle...helped pave the way for RB Todd Gurley II to average over 6.0 yards per rush...**vs. Chicago (11/17):** Started at right guard...helped prevent QB Jared Goff from being sacked, the third time in the last four games Goff hasn't been sacked...**vs. Baltimore (11/25):** Started at right guard...played all 54 offensive snaps...**at Arizona (12/1):** Started at right guard...provided time for QB Jared Goff to throw for 424 yards, while plowing the way for the Rams to rush for 132 yards on the day...**vs. Seattle (12/8):** Started at right guard... helped provide time for QB Jared Goff to throw for 293 yards and two touchdowns without absorbing a sack...marked the fifth game this season Goff was not sacked...**at Dallas (12/15):** Started at right guard...played all 73 offensive snaps and one special teams play...**at San Francisco (12/21):** Started at right guard... prevented QB Jared Goff from absorbing a sack for the sixth game this season, the most no-sack games in a single-season

in franchise history...**vs. Arizona (12/29):** Started at right guard... provided a pocket for QB Jared Goff to throw for 319 yards and three touchdowns.

College: Played in 37 games, with 31 starts at right tackle at Wisconsin...former high school quarterback began career at UW as a tight end before moving to offensive line prior to start of training camp in 2016...elected to forgo senior season and declare for 2019 NFL Draft...earned third letter after starting 10 games at right tackle as a junior in 2018...missed final three games of season due to injury...key cog in Badger rushing attack that led the Big Ten and ranked No. 6 nationally, averaging 273.4 yards per game...helped Badgers average 6.2 yards per rushing attempt, the fourth-best mark nationally...as a sophomore in 2017, started all 14 games at right tackle...earned second letter... helped pave the way for RB Jonathan Taylor as he set FBS freshman rushing record with 1,977 yards...as an offensive line unit, allowed just 1.5 sacks per game, which led the Big Ten... Badgers finished the 2017 season ranked second in Big Ten in rushing offense (222.9 yards per game) and third in total offense (415.0 ypg)...earned first letter after playing in 13 games with seven starts at right tackle as a redshirt freshman in 2016...part of an offensive line that helped Badgers rush for 203.1 yards per game...redshirted as a true freshman in 2015.

Personal: Served as a volunteer coach and food pantry helper... majored in finance, investment and banking...parents are David and Pamela Edwards...father played football at Indiana...cousin, Garrett Edwards, played football at Illinois...great uncle, Ron Leoni, played football at Illinois.

Edwards' Career Games/Starts:

Year	Teams	GP/GS
2020	Los Angeles Rams	1/0
2019	Los Angeles Rams	16/10
Totals		17/10



71 Bobby Evans



Offensive Line • Oklahoma • Allen, Texas

Ht./Wt.: **6-4/312**
 NFL Exp.: **2 (2nd Rams)**
 GP/GS, (Playoffs): **10/7, (0/0)**
 Birth Date: **3/24/1997**
 Acquired: **D3C-'19 (No. 97 Overall)**

Transactions: Selected by the Rams in the third round (97th overall) of the 2019 NFL Draft (4/26/19).

Pro: Started seven games and appeared in nine games as a rookie in 2019...did not allow a single sack or commit a penalty in seven starts as a rookie.

2020 Season: vs. Dallas (9/13): Played five special teams snaps.

2019 Season: Made the Rams 53-man roster following training camp...made NFL debut in Week 7 win at Atlanta...earned first career start in Week 11 win over the Bears...did not allow a single sack or commit a penalty in seven starts as a rookie...**at Carolina (9/8):** Declared inactive...**vs. New Orleans (9/15):** Declared inactive...**vs. Tampa Bay (9/29):** Declared inactive...**at Cleveland (9/22):** Declared inactive...**at Seattle (10/3):** Declared inactive...**vs. San Francisco (10/13):** Declared inactive...**at Atlanta (10/20):** Played four offensive plays (five percent) and 10 special teams snaps (29 percent)...**vs. Cincinnati (10/27):** Played four special teams snaps...**at Pittsburgh (11/10):** Declared inactive...**vs. Chicago (11/17):** Made first-career start at right tackle...helped prevent QB Jared Goff from being sacked, the third time in the last four games Goff hasn't been sacked...**vs. Baltimore (11/25):** Started at right tackle...played all 54 offensive snaps...**at Arizona (12/1):** Started at right tackle...provided time for QB Jared Goff to throw for 424 yards, while plowing the way for the Rams to rush for 132 yards on the day...**vs. Seattle (12/8):** Started at right tackle...helped provide time for QB Jared Goff to throw for 293 yards and two touchdowns without absorbing a sack...marked the fifth game this season Goff was not sacked...**at Dallas (12/15):** Started at right tackle...played all 73 offensive snaps and one special teams play...**at San Francisco (12/21):**

Started at right tackle...prevented QB Jared Goff from absorbing a sack for the sixth game this season, the most no-sack games in a single-season in franchise history...**vs. Arizona (12/29):** Started at right tackle...provided a pocket for QB Jared Goff to throw for 319 yards and three touchdowns.

College: In his fourth year on campus in 2018, started all 14 games at left tackle after moving over from right tackle in the offseason...named a second-team All-Big 12 selection by league's coaches and media...part of an offensive line unit that won the Joe Moore Award...honorable mention All-Big 12 selection by league's coaches...in 2017, started all 14 games at right tackle...an Academic All-Big 12 Second Team honoree...as a redshirt freshman in 2016, named an honorable mention All-Big 12 pick by league's coaches...an academic All-Big 12 First-Team honoree...did not play in opener against ULM and then started final 12 games at right tackle...played 594 snaps and allowed two sacks...redshirted as a true freshman in 2016.

Personal: His father, Bobby Joe Evans was the 1994-95 Texas Gatorade High School Player of the Year in basketball and played at OU...brother, Tay played linebacker at OU during 2015 and 2016 seasons...majored in human relations.

Evan's Career Games/Starts:

Year	Teams	GP/GS
2020	Los Angeles Rams	1/0
2019	Los Angeles Rams	9/7
Totals		10/7



81 Gerald Everett



Tight End • South Alabama • Decatur, Ga.

Ht./Wt.: 6-3/240

NFL Exp.: 4 (4th Rams)

GP/GS, (Playoffs): 46/5, (4/1)

Birth Date: 6/25/1994

Acquired: D2-'17 (No. 44 Overall)

Transactions: Selected by the Rams in the second round (44th overall) of the 2017 NFL Draft (4/29/17).

Pro: Fourth-year pro, has played in 46 regular season games and four postseason contests for the Rams since being drafted in 2017...tallied 979 yards receiving on 87 receptions with seven touchdowns, including his first multi-touchdown game in a 2018 Week 11 win vs. the Chiefs...posted three career rushing attempts for 29 yards.

2020 Season: vs. Dallas (9/13): Started at TE...recorded one pass for seven yards.

2019 Season: Third-year professional played in 13 2019 contests with two starts...posted 37 receptions for a career-best 408 yards on the season...recorded his first 100-plus receiving yard game in a Week 5 contest at Seattle...**at Carolina (9/8):** Caught one pass for seven yards...played 30 offensive snaps (39 percent)...**vs. New Orleans (9/15):** Caught three passes for 21 yards...played 50 offensive snaps (71 percent)...**at Cleveland (9/22):** Earned his first start of the season at tight end...caught two passes for 15 yards...**vs. Tampa Bay (9/29):** Reeled in his 60th career catch...finished the game with 44 yards and one touchdown on five receptions...**at Seattle (10/3):** Started at tight end...caught seven passes for a career-best 136 yards receiving, his first 100-yard receiving output of his career...**vs. San Francisco (10/13):** Caught two passes for nine yards...**at Atlanta (10/20):** Caught four passes for 50 yards...scored one touchdown in his return to his hometown of Atlanta...**vs. Cincinnati (10/27):** Caught two passes for 15 yards...**at Pittsburgh (11/10):** Caught career-high eight passes for 68 yards...**vs. Chicago (11/17):** Played 14 offensive snaps (25 percent)...caught one pass for 20 yards...**vs. Baltimore (11/25):** Caught two passes for 23 yards, including a 15-yard long...played 17 offensive snaps...**at Arizona (12/1):** Declared inactive...**vs. Seattle (12/8):** Declared inactive...**at Dallas (12/15):** Declared inactive...**at San Francisco (12/21):** Played four offensive snaps...did not record any stats...**vs. Arizona (12/29):** Played two special teams snaps...did not record any stats.

2018 Season: Played in all 16 games...finished with a season of career-bests in receptions (33), receiving yards (320), touchdowns (three), rushing attempts (two) and rushing yards (16)...**vs. Arizona (9/16):** Saw action at tight end and on special teams...recorded his first catch of the season for 17 yards...**vs. Minnesota (9/27):** Saw action at tight end and on special teams...caught one pass for 13 yards...**at Seattle (10/7):** recorded three receptions...totaled 24 yards receiving...**at Denver (10/14):** Posted two receptions for 24 yards (12.0 yards per reception)...**vs. Green Bay (10/28):** Caught one pass for a 22-yard gain...**at New Orleans (11/4):** Caught three passes for 48 yards...added one additional reception on a successful two-point conversion...**vs. Seattle (11/11):** Caught two passes for 15 yards...hauled in a 10-yard touchdown reception, his first score of the 2018 season...**vs. Kansas City (11/19):** Caught three passes for 49 yards and two touchdowns...his first career multi-touchdown game...scored the game-winning touchdown, a 40-yard touchdown strike from QB Jared Goff...**at Detroit (12/2):** Caught one pass for seven yards...played two special teams snaps...**at Chicago (12/9):** Played 36 offensive snaps and one special teams play...caught

four passes for 29 yards (7.3 yards/reception)...**vs. Philadelphia (12/16):** Played 34 offensive snaps...caught a career-high five passes for 46 yards...**vs. Arizona (12/23):** Matched a career-high five receptions for 28 yards (5.6 yards/reception)...added two rushing attempts for 16 yards, including a 12-yard long...**Divisional Round vs. Dallas (1/12/19):** Played 34 offensive snaps...did not record any statistics...**Championship Round at New Orleans (1/20/19):** Earned his first-career postseason start in third-career playoff contest...caught two passes for 50 yards, including a 39-yarder...**Super Bowl LIII (2/3/19):** Played 44 offensive snaps...did not record any statistics.

2017 Season: Appeared in all 16 games and made two starts...finished the regular season with 16 receptions for 244 yards and two touchdowns...his 69-yard reception in Week 2 was the longest by a rookie tight end since 1992...**vs. Indianapolis (9/10):** Started at tight end in his first NFL game...notched one reception for 39 yards...**vs. Washington (9/17):** Played on offense...hauled in a 69-yard reception from QB Jared Goff...marked the second longest reception by a tight end in the NFL in 2017 (Atlanta's TE Austin Hooper registered an 88-yard reception in Week 1)...the reception is the longest by a rookie tight end in the NFL since Tampa Bay's Tyji Armstrong had an 81-yard reception vs. the L.A. Rams (12/6/92)...he added a 24-yard reception and finished the day leading the team in receiving yards with three catches for 95 yards...**at Jacksonville (10/16):** Saw action at tight end...scored his first career touchdown on a 4-yard reception from QB Jared Goff...**at New York Giants (11/5):** Saw action at tight end...reeled in a 44-yard reception...only rookie with two 40-plus yard receptions this season...**Week 17 vs. San Francisco (12/31):** Saw action at tight end...recorded three receptions for 16 yards...**Wild Card vs. Atlanta (1/6/18):** Saw action at tight end and reeled in a four-yard reception.

College: A semifinalist for the John Mackey Award presented to the top tight end in the nation following his senior season in 2016...named first-team all-Sun Belt Conference...also earned first-team all-Sun Belt honors from Phil Steele Publications...tied for the team lead with 49 receptions, and was second on the squad with 717 yards receiving and four touchdown catches...finished the year tied for third among tight ends in the country in receiving yards per game and was tied for seventh in catches per contest...ended up sixth in the league in both categories as well...had a game-high 103 yards on five catches - including a 79-yard touchdown reception on the Jaguars' second play of the second half - to help the program to its first ever victory over a nationally-ranked opponent in a 42-24 defeat of No. 19 San Diego State...followed up with a single game-best 125 yards on five receptions against SBC co-champion Arkansas State to become first player in school history to have 100-plus yards receiving in consecutive outings...tied his career-best single game receptions total with eight catches for 95 yards, including the game-winning reception to help lead the Jaguars to a 21-20 win...marked the program's first-ever victory over a Southeastern Conference opponent...as a junior in 2015, earned first-team all-Sun Belt Conference and named to the league's All-Newcomer Team after leading the Jaguars in receptions (41), receiving yards (575), touchdown catches (eight) and total touchdowns scored (12)...ended the campaign ranked sixth nationally among tight ends in receiving



54 Leonard Floyd



Linebacker • Georgia • Eastman, Ga.

Ht./Wt.: 6-5/240

NFL Exp.: 5 (1st Rams)

GP/GS, (Playoffs): 55/55, (1/1)

Birth Date: 9/8/1992

Acquired: FA-'20

Transactions: Signed with the Los Angeles Rams as an unrestricted free agent (3/18/20)...released by the Bears (3/17/20)...Chicago exercised fifth-year option (5/1/2019)...drafted by the Chicago Bears in the first round (9th overall) in the 2016 NFL Draft (4/28/16).

Pro: Fifth-year pro, started all 55 career regular season games played and started his only postseason game through his first four professional seasons with the Chicago Bears...registered a career-best 7.0 sacks as a rookie in 2016, earning a spot on the PFWA All-Rookie Team...tallied 154 total tackles (104 solo) in his career...recorded 18.5 career sacks resulting in 130.5 yards lost...posted first-career interception in 2018 at Buffalo (11/4) and returned it 19 yards for a touchdown...started all 16 regular season games during the 2018 and 2019 seasons.

2020 Season: vs. Dallas (9/13): Started at linebacker...posted four total tackles (two solo) in the season opener...levied 1.0 sacks for a seven yard loss with one additional QBH and one tackle-for-loss.

2019 Season: Started 16 games for Chicago...recorded 40 tackles (27 solo), 3.0 sacks, three tackles for loss, 12 QBH and one pass defended...tied a career-high 2.0 in the opener vs. GB...**vs. Green Bay (9/5):** Started at linebacker...matched a career-best 2.0 sacks, resulting in 14 yards lost...posted two additional hits on Packers QB Aaron Rodgers...recorded four solo tackles...**at Denver (9/15):** Started at linebacker...posted two solo tackles...added one quarterback hit...**at Washington (9/23):** Started at linebacker...recorded four tackles (one solo)...**vs. Minnesota (9/29):** Started at linebacker...played all 51 defensive snaps (85 percent)...did not record any stats...**at Oakland (10/6):** Started at linebacker...recorded one solo tackle...**vs. New Orleans (10/20):** Started at linebacker...recorded three solo stops...**vs. Chargers (10/27):** Started at linebacker...recorded four tackles (two solo)...**at Philadelphia (11/3):** Started at linebacker...tied a career-high six tackles (four solo)...added 1.0 sack for a four-yard loss...tallied one QB hit...**at Detroit (11/10):** Started at linebacker...tallied two solo tackles...added two quarterback hits...**at Rams (11/17):** Started at linebacker...recorded two assisted tackles...hit Rams QB Jared Goff once...**vs. Giants (11/24):** Started at linebacker...recorded one assisted tackle...posted a season-high four QB hits...**at Detroit (11/28):** Started at linebacker...recorded three solo tackles...**vs. Dallas (12/5):** Started at linebacker...recorded one solo tackle...**at Green Bay (12/15):** Started at linebacker...recorded one solo tackle...**vs. Kansas City (12/22):** Started at linebacker...posted five tackles (three solo)...**at Minnesota (12/29):** Started at linebacker...assisted on one tackle.

2018 Season: Started all 16 regular season games with an additional postseason start in the Wild Card round with the Bears...posted 50 tackles (33 solo), five sacks totaling 40 yards for loss and one fumble recovery...levied 13 QBH and returned his first professional interception 19 yards for a touchdown...**at Green Bay (9/9):** Started at linebacker...logged two tackles...**vs. Seattle (9/17):** Started at linebacker...recovered one fumble...tallied three solo tackles with one pass defended...**vs. Arizona (9/23):** Started at linebacker...tallied one assisted tackle...**vs. Tampa Bay (9/30):** Started at linebacker...deflected one pass...tallied two solo tackles... **at Miami (10/14):** Started at linebacker...recorded

four tackles (two solo)...**vs. New England (10/21):** Started at linebacker...posted three solo tackles...**at Jets (10/28):** Started at linebacker...posted two solo tackles... **at Buffalo (11/14):** Started at linebacker...picked off Bills QB Nathan Peterman and ran back his first professional interception 19 yards for a touchdown...also his first career pick six...posted four tackles (one solo)...deflected one pass...**vs. Detroit (11/11):** Started at linebacker...recorded his first sack on the season for a five-yard loss...posted one solo tackle... **vs. Minnesota (11/18):** Started at linebacker...logged five solo tackles... **at Detroit (11/22):** Started at linebacker...assisted on two tackles... **at Giants (12/2):** Started at linebacker...levied one sack for a loss of seven yards...tallied three (one solo) tackles...**vs. Rams (12/9):** Started at linebacker...posted two tackles (one solo)...**vs. Green Bay (12/16):** Started at linebacker...levied two sacks on Packers QB Aaron Rodgers accounting for 20 yards-for-loss...posted a season-high six solo tackles... **at San Francisco (12/23):** Started at linebacker...recorded one tackle...**at Minnesota (12/30):** Started at linebacker...posted six tackles (three solo)...**vs. Philadelphia (1/6/19):** Started his first postseason appearance in the Wild Card round...tallied one sack...posted three tackles (two solo).

2017 Season: Started all 10 games played for Chicago...posted 34 tackles (24 solo) with 4.5 sacks accounting for 31 total yards-for-loss...recovered one fumble for 21 yards...deflected two passes...**vs. Atlanta (9/10):** Started at linebacker...deflected one pass...tallied five tackles (three solo)...**at Tampa Bay (9/17):** Started at linebacker...assisted on one tackle...**vs. Pittsburgh (9/24):** Started at linebacker...assisted on one tackle...**at Green Bay (10/28):** Started at linebacker...posted one sack...recorded three solo tackles...**vs. Minnesota (10/9):** Started at linebacker...tallied two sacks for 20 yards-for-loss...recorded a season-high six solo tackles...**at Baltimore (10/15):** Started at linebacker...assisted on two tackles...**vs. Carolina (10/22):** Started at linebacker...posted one sack...logged four tackles (three solo)...**vs. Detroit (11/19):** Started at linebacker...tallied five solo tackles.

2016 Season: Started 12 games...named to the PFWA All-Rookie Team...assisted on one sack in his first professional appearance in Chicago...tallied 33 tackles (22 solo)...levied seven sacks tallying 49.5 total yards-for-loss...deflected two passes...forced and recovered one fumble...**at Houston (9/11):** Started the season opener at linebacker...tallied six tackles (two solo) and contributed 0.5 sacks for 4.5 yards-for-loss in his first professional appearance... **vs. Philadelphia (9/19):** Started at linebacker...posted two solo tackles...**at Dallas (9/25):** Started at linebacker...recorded four solo tackles (five total)...**vs. Detroit (10/2):** Started at linebacker...did not record any stats...**at Green Bay (10/20):** Started at linebacker...recorded his first multi-sack game (2.0) accounting for 23 yards-for-loss...forced and recovered one fumble...tallied three tackles (two solo)...**vs. Minnesota (10/31):** Started at linebacker...posted one sack...recorded two solo tackles...**at Tampa Bay (11/13):** Started at linebacker...levied 1.5 sacks to mark the first time to professionally record a sack in three-consecutive games (4.5)...tallied five tackles (two solo) with one pass deflected...**at Giants (11/20):** Started at linebacker...posted two tackles... **vs. San Francisco (12/4):** Started at linebacker...posted two sacks...tallied four solo tackles...**at Detroit (12/11):** Started at linebacker...logged three tackles (two solo)...



Leonard Floyd, Game-By-Game



2016 Chicago Bears

Game	W/L	P/S	T	S	A	Sk	Yds	Int	Yds	Lg	TD	PD	FF	FR	Yds
at Hou 9/11	L	1/1	6	2	4	0.5	4.5	0	0	0	0	0	0	0	0
Phi 9/19	L	1/1	2	2	0	0.0	0.0	0	0	0	0	0	0	0	0
at Dal 9/25	L	1/1	5	4	1	0.0	0.0	0	0	0	0	0	0	0	0
Det 10/2	W	1/1	0	0	0	0.0	0.0	0	0	0	0	0	0	0	0
at Ind 10/9	L	0/0	0	0	0	0.0	0.0	0	0	0	0	0	0	0	0
vs Jax 10/16	L	0/0	0	0	0	0.0	0.0	0	0	0	0	0	0	0	0
at GB 10/20	L	1/1	3	2	1	2.0	23.0	0	0	0	0	0	1	1	0
Min 10/31	W	1/1	2	2	0	1.0	5.0	0	0	0	0	0	0	0	0
at TB 11/13	L	1/1	5	2	2	1.5	9.0	0	0	0	0	1	0	0	0
at NYG 11/20	L	1/1	2	1	1	0.0	0.0	0	0	0	0	0	0	0	0
vs Ten 11/27	L	0/0	0	0	0	0.0	0.0	0	0	0	0	0	0	0	0
SF 12/4	W	1/1	4	4	0	2.0	8.0	0	0	0	0	0	0	0	0
at Det 12/11	L	1/1	3	2	1	0.0	0.0	0	0	0	0	1	0	0	0
GB 12/18	L	1/1	0	0	0	0.0	0.0	0	0	0	0	0	0	0	0
Was 12/24	L	1/1	1	1	0	0.0	0.0	0	0	0	0	0	0	0	0
at Min 1/1/18	L	0/0	0	0	0	0.0	0.0	0	0	0	0	0	0	0	0
Totals		3-13	12/12	33	22	10	7.0	49.5	0	0	0	2	1	1	0



97 Morgan Fox



Linebacker • Georgia • Eastman, Ga.

Ht./Wt.: 6-3/275

NFL Exp.: 4 (5th Rams)

GP/GS, (Playoffs): 37/4, (1/0)

Birth Date: 9/12/1994

Acquired: UDFA-'16

Transactions: Signed to the club's active roster from the practice squad (12/15/16)...added to the Rams practice squad (10/13/16)...released (10/11/16)...added to the team's active roster from the practice squad (10/8/16)...signed to the practice squad (9/5/16)...released (9/3/16)...signed with the Los Angeles Rams as an undrafted free agent (5/6/16).

Pro: Fourth-year pro joined the team as an undrafted free agent following the 2016 NFL Draft...spent the entire 2018 season on injured reserve...played in 36 career regular season games with four starts...amassed 4.5 career sacks.

2020 Season: Vs. Dallas (9/13): Appeared in the season opener at linebacker...tallied three combined tackles (two solo) with one pass deflection.

2019 Season: Returned after spending entire 2018 campaign on injured reserve...appeared in all 16 games while making a single-season career-high three starts...recorded first sack since 2017 season in Week 10 contest at Pittsburgh...**at Carolina (9/8):** Combined for one tackle defensively...played 15 snaps (22 percent) on defense...**vs. New Orleans (9/15):** Played 16 snaps (25 percent) at defensive end...also contributed on six special teams snaps...**at Cleveland (9/22):** Picked up one tackle while playing 13 snaps (18 percent) at defensive end...played five special teams snaps...**vs. Tampa Bay (9/29):** Played 19 defensive snaps (26 percent) and seven plays on special teams (18 percent)...**at Seattle (10/3):** Earned second-career start at defensive end...tallied three solo tackles...played 20 defensive snaps (27 percent)...**vs. San Francisco (10/13):** Assisted on one tackle while playing 24 snaps (31 percent) on defense...**at Atlanta (10/20):** Tallied one quarterback hit while playing 22 plays (40 percent) defensively...**vs. Cincinnati (10/27):** Recorded one solo tackle while playing 22 snaps (27 percent) defensively...**at Pittsburgh (11/10):** Recorded one tackle while adding 1.0 sack, his first of the season...played 15 snaps defensively (20 percent)...**vs. Chicago (11/17):** Recorded two tackles (one solo) while playing 24 defensive snaps (32 percent)...**vs. Baltimore (11/25):** Earned third-career start at defensive end...assisted on one tackle while playing 15 defensive snaps (19 percent)...**at Arizona (12/1):** Recorded two tackles (one solo)...while playing 37 defensive snaps (58 percent)...**vs. Seattle (12/8):** Started at defensive end...tallied two solo tackles while playing 29 defensive snaps (43 percent)...**at Dallas (12/15):** Assisted on one tackle while playing 25 defensive snaps (36 percent)...**at San Francisco (12/21):** Recorded 1.0 sack for a loss of eight yards...tallied one solo tackle along with one tackle for loss and a quarterback hit...**vs. Arizona (12/29):** Recorded one solo tackle while playing 40 defensive snaps (59 percent).

2018 Season: Placed on injured reserve prior to the start of the 2018 season.

2017 Season: Played in all 16 regular season games with one start and saw action in one playoff game...finished the regular season with 24 tackles (15 solo), 2.5 sacks, two tackles for loss and one forced fumble...**vs. Indianapolis (9/10):** Played on defense and special teams...made two solo tackles, including one for loss...tackled Colts QB Jacoby Brissett in the end zone for a safety...**vs. Washington (9/17):** Saw action on defense and special teams...split his first career sack with OLB Robert

Quinn on Redskins QB Kirk Cousins...recorded one assisted tackle...**at San Francisco (9/21):** Saw action on defense and special teams...notched one solo tackle for a loss, 1.0 sack and one quarterback hit...**at Jacksonville (10/16):** Saw action on defense and special teams...recorded three tackles (two solo)...added 1.0 sack, one quarterback hit and one forced fumble...**vs. San Francisco (12/31):** Saw action on defense and on special teams...recorded four tackles (three solo)...**Wild Card vs. Atlanta (1/6/18):** Saw action at defensive end...tallied four tackles (three solo) and two quarterback hits.

2016 Season: Played in four games as a rookie after spending 13 of the first 14 weeks of the season on the club's practice squad...compiled six tackles (four solo) in addition to one forced fumble and one fumble recovery...**vs. San Francisco (12/24):** Notched three tackles (two solo)...tallied one forced fumble and one fumble recovery...**vs. Arizona (1/1):** Tallied two tackles (one solo).

College: Owns the Colorado State-Pueblo record for sacks in a season (17.0) and career (36.0)...totaled 164 career tackles (82 solo), 49.5 tackles for loss, four fumble recoveries, two forced fumbles and 11 break-ups...as a senior in 2015, named a finalist for the Cliff Harris Small College Defensive Player of the Year...honored as the runner-up for the Gene Upshaw Division II Lineman of the Year Award...First Team All-American (Coaches Association)...finished first in the nation in sacks per game with 1.42, while the 128 sack yards was first nationally...finished the season with 52 tackles (32 solo), forced and recovered a fumble and added one pass break-up...member of a Pack defense that finished third nationally in interceptions (24), third in scoring defense (15.8), 11th in rushing defense (94.6), 17th in total defense (308.8), 18th in tackles for loss (8.2) and 19th in sacks per game (3.0)...as a junior in 2013, appeared in 15 games at defensive end for the Pack...recorded 57 total tackles, 27 solo...second on the team with 12.5 sacks...his 18.5 tackles for loss was also second on the squad...as a sophomore in 2013, started in all 12 games...had 45 tackles for an average of 8.5 yards a loss, and 6.0 sacks for 41 yards...as a freshman in 2012, finished the season with 10 tackles.

Personal: Attended Fountain-Fort Carson High School...named a first-team All-Conference selection during his senior year...also an honorable mention All-Conference selection, a first-team All-City selection and an All-State Game selection...during his senior year, made 112 tackles, 8.0 sacks, five fumble recoveries and two forced fumbles...named the team's defensive MVP and top defensive lineman...also competed in wrestling and lacrosse...son of Joe and Helen Fox and Cathy Antoniou...has four younger siblings, Madi, Marlee, Jack Fox and Theodore Antoniou...Uncles, Oscar and Isaac Wood, competed in wrestling...majored in exercise science.



91 Greg Gaines



Defensive Tackle • Washington • La Habra, Calif.

Ht./Wt.: 6-1/312

NFL Exp.: 2 (2nd Rams)

GP/GS, (Playoffs): 11/0, (0/0)

Birth Date: 5/6/1996

Acquired: D4-'19 (No. 134 Overall)

Transactions: Selected by the Rams in the fourth round (134th overall) of the 2019 NFL Draft (4/27/18).

Pro: Second year pro out of Washington...made NFL debut in 2019 Week 2 game against New Orleans...has appeared in 11 games and recorded 13 tackles (six solo) in his career.

2020 Season: Vs. Dallas (9/13): Appeared in the season opener on the defensive line...played 14 defensive snaps (19 percent)...did not record any stats.

2019 Season: Appeared in 10 games in his rookie campaign...made NFL debut in Week 2 win over New Orleans...recorded first tackle in Week 5 at Seattle...recorded first sack in Week 12 against Baltimore...**at Carolina (9/8):** Declared inactive...**vs. New Orleans (9/15):** Made NFL debut and played three snaps defensively...**at Cleveland (9/8):** Declared inactive...**vs. Tampa Bay (9/29):** Declared inactive...**at Seattle (10/3):** Recorded two tackles while playing 13 snaps defensively...**vs. San Francisco (10/13):** Assisted on three tackles while playing 28 snaps (36 percent) on defense...**at Atlanta (10/20):** Declared inactive...**vs. Cincinnati (10/27):** Declared inactive...**at Pittsburgh (11/10):** Recorded one quarterback hit while playing 25 snaps (34 percent) defensively...**vs. Chicago (11/17):** Declared inactive...**vs. Baltimore (11/25):** Tallied 0.5 sack, the first of his career...totaled four tackles (one solo)...added one quarterback hit...**at Arizona (12/1):** Recorded three tackles (two solo) while playing 25 defensive snaps (39 percent)...**vs. Seattle (12/8):** Recorded one solo tackle while playing 15 defensive snaps (22 percent)...**at Dallas (12/15):** Played 21 defensive snaps (30 percent)...did not record any stats...**at San Francisco (12/21):** Played 12 defensive snaps (21 percent)...did not record any stats...**vs. Arizona (12/29):** Played 14 defensive snaps (21 percent)...did not record any stats.

College: Played in 54 games at Washington...totaled 148 tackles (74 solo) in his four seasons of action as a Husky...added 9.5 career sacks, 20.5 tackles for loss, four passes defended, one fumble recovery and one interception as a collegiate athlete...winner of the 2018 Morris Trophy as the top defensive lineman (as voted by opposing team players) in the Pac-12...played in and started all 14 games as a senior in 2018...finished with a career-high 55 tackles and 25 solo stops...matched a single-season best 3.5 sacks for a career-best 31 yards lost...recorded first career interception vs. Stanford...tied his career high with 10 tackles,

including two tackles for loss and 1.0 sack at California...for the third straight season, won the L. Wait Rising Defensive Lineman of the Year award at the UW postseason awards banquet...named to the academic All-Pac-12 Second-Team as a junior in 2017...played in and started all 13 games as a junior...earned Second-Team All-Pac-12 honors...posted 30 tackles (16 solo)...posted 2.5 sacks for 11 yards lost...posted a career-high three passes defended and recovered the lone fumble of his career...finished the win over Rutgers with four tackles and a career-high two pass break-ups...for the second year in a row, won the L. Wait Rising Lineman of the Year Award at the UW postseason awards banquet...started all 14 games at defensive tackle as a sophomore in 2016...posted a then career-best 35 tackles (21 solo) and established a single-season best 3.5 sacks for 19 yards lost...led UW with seven total tackles, including two for loss, in the win over Portland State...added four tackles, including half of a tackle for loss in the Pac-12 Championship Game win over Colorado...won the first-of-three L. Wait Rising Lineman of the Year Award at the team's postseason banquet...played in all 13 games, with six starts as a redshirt freshman in 2015...earned honorable mention All-Pac-12...made Husky debut in the opener at Boise State...posted 28 tackles (12 solo)...earned first collegiate start at Stanford and recorded two tackles...redshirted as a true freshman in 2014.

Personal: Earned MVP of the Freeway League and first-team All-CIF Southern Section Southwest Division on the defensive line in as a prep in 2013...also earned First-Team All-County from the *Orange County Register* and All-Area honors from the *Whittier Daily News*...earned Third-Team All-State from CalHiSports.com...played running back in short-yardage situations at La Habra High School.



16 Jared Goff



Quarterback • California • Novato, Calif.

Ht./Wt.: 6-4/222

NFL Exp.: 5 (5th Rams)

GP/GS, (Playoffs): 55/55, (4/4)

Birth Date: 10/14/1994

Acquired: D1-'16 (No. 1 Overall)

Transactions: Selected by Los Angeles in the first round (1st overall) of the 2016 NFL Draft (4/28/16).

Pro: Fifth-year professional, originally drafted No. 1 overall in 2016...started all 55 regular season games and four postseason contests played in first three-plus NFL seasons...amassed 14,219 career yards passing with 87 touchdowns...currently sixth on L.A.'s all-time passing leaderboard...named to the Pro Bowl following the 2017 and 2018 seasons...threw for 20-plus passing touchdowns in each of his first three seasons under Head Coach Sean McVay.

2020 Season: vs. Dallas (9/13): Starting quarterback for the season opener for fourth-consecutive season...completed 20-of-31 passes for 275 yards...darted a long of 31 yards...threw one interception...scrambled four times for 15 yards.

2019 Season: Starting quarterback for season opener for third-consecutive season...started all 16 regular season games...reached 10,000 career passing yards in Week 2 win over New Orleans...threw for a career-high 517 yards in Week 4 against Tampa Bay...became the seventh QB in franchise history to throw for 1,000 completions in Week 12 vs. Baltimore...named NFC Offensive Player of the Week following Week 13 performance at Arizona...became the seventh QB in franchise history to record 80 passing touchdowns after tossing two TDs against Seattle in Week 14...became the first QB in franchise history to record consecutive seasons with over 4,000 passing yards...threw for three TDs in season finale vs. Arizona, tossing multiple TD passes in five-consecutive games for the third-consecutive season...one of only seven QBs since 1970 to have streaks of five-consecutive games with multiple TD passes in three-consecutive seasons...sacked a career-low 22 times in the 2019 campaign...**at Carolina (9/8):** Completed 23-of-39 passes for 186 yards, one touchdown and one interception...interception was the first of his career in a season opener...moved to 5-1 all-time against fellow No. 1 picked QBs after defeating Cam Newton in the contest...**vs. New Orleans (9/15):** Completed 19-of-28 passes for 283 yards and a touchdown...112.6 quarterback rating...reached 10,000 career passing yard mark, becoming the 14th quarterback since 1950 to reach the milestone in first 40 starts...connected with WR Cooper Kupp for a 66-yard completion in the fourth quarter that was his longest completion since linking up with Kupp for a 70-yard reception in Week 4 of 2018...increased career passing yardage against New Orleans to 1,242, his most against a single opponent...**at Cleveland (9/8):** Completed 24-of-38 passes for 269 yards and two touchdowns...connected with WR Cooper Kupp for a pair of touchdowns, giving Kupp 13 TDs, Goff's most with any receiver...moved to 6-1 all-time against fellow No. 1 drafted QBs after defeating Browns QB Baker Mayfield...**vs. Tampa Bay (9/29):** Completed 45-of-68 passes for a career-high 517 yards...tossed two touchdowns, including his 14th to WR Cooper Kupp...**at Seattle (10/3):** Completed 29-of-49 passes for 395 yards...connected with WR Cooper Kupp for a touchdown...passed Sam Bradford for seventh place on L.A.'s All-Time Passing Yards leaderboard...**vs. San Francisco (10/13):** Completed 13-of-24 passes for 78 yards...**at Atlanta (10/20):** Completed 22-of-37 passes for 268 yards...threw two touchdowns while also rushing for one...led L.A.'s passing attack that saw seven different players catch a pass on offense...**vs. Cincinnati (10/27):** Completed 17-of-31 passes for 372 yards...threw two touchdowns,

including a 65-yard completion to WR Cooper Kupp...threw for over 300 yards for the third time in 2019 season...passer rating of 119.3 was eighth-highest in his career...**at Pittsburgh (11/10):** Completed 22-of-41 passes for 243 yards...became the second active QB age 25 or younger to reach the 12,000 career passing yard threshold...

vs. Chicago (11/17): Completed 11-of-18 passes for 173 yards...connected with WR Cooper Kupp on a 50-yard completion, the duo's third connection of 50-plus yards this season...completed all three pass attempts on L.A.'s final drive to give L.A. a 10-point lead...

vs. Baltimore (11/25): Completed 26-of-37 passes for 212 yards...connected with WR Robert Woods on a 38-yard reception...became the seventh QB in franchise history to total 1,000 career completions with the organization...**at Arizona (12/1):** Completed 32-of-43 passes for 424 yards...fourth time in his career he threw for 400-plus yards...threw for two touchdowns, including his 17th to WR Cooper Kupp...tossed for 323 yards in the first half, the first time he's thrown for 300-plus yards in a half...**vs. Seattle (12/8):** Completed 22-of-31 passes for 293 yards and two TDs...connected with WR Robert Woods for Woods' first receiving TD of the season...threw his sixth TD of the season to WR Cooper Kupp...was a perfect seven-of-seven on passes outside the pocket...became the seventh QB in franchise history to tally 80 passing touchdowns...**at Dallas (12/15):** Completed 33-of-51 passes for 284 yards and two TDs...connected with RB Todd Gurley II and WR Cooper Kupp on his two touchdown passes...**at San Francisco (12/21):** Completed 27-of-46 passes for 323 yards and two touchdowns...became the second QB in franchise history to have multiple seasons with over 4,000 passing yards, joining Hall of Famer Kurt Warner...two-touchdown performance gave him four consecutive games with multiple touchdown passes, the third time in his career he's had a streak of that length...**vs. Arizona (12/29):** Completed 29-of-45 passes for 319 yards and three touchdowns...reached 20-plus passing touchdowns for the third-consecutive season.

2018 Season: Started all 16 regular season games and three postseason contests, including Super Bowl LIII...set career-bests across the board including passing yards (4,688), touchdowns (32), completion percentage (64.9) and passer rating (101.1)...named NFC Offensive Player of the Week for his Week 4 performance against the Vikings in which he threw for a career-high 465 yards and five touchdowns...later named NFC Offensive Player of the Month for September...selected to his second consecutive Pro Bowl...led offense that ranked in the top three in the NFL in points per game (2nd), total net yardage (2nd), net passing yards per play (t-3rd) and pass yards per attempt (4th)...his 4,688 passing yards were the second-most in a single season in franchise history...his 32 passing touchdowns were the third-most in a single season in Rams history...**at Oakland (9/10):** Completed 18-of-33 passes for 233 yards, two touchdowns and no interceptions for a 97.2 passer rating...his fifth career road start with zero interceptions and at least two passing touchdowns...**vs. Arizona (9/16):** Completed 24-of-32 passes for 354 yards, one



touchdown and one interception...his 108.1 passer rating was the seventh-highest mark of his career...**vs. Chargers (9/23):** Completed 29-of-36 passes for 354 yards, three touchdowns and one interception...his 123.8 passer rating was the fourth highest of his career...became the third player in league history to throw for at least 350 yards and complete 75 percent of his passes in consecutive weeks...also added three rushes for 14 yards...**vs. Minnesota (9/27):** Completed 26-of-33 passing attempts for a career-high 465 yards and five touchdowns with zero interceptions...posted a season-long 70-yard completion...his 158.3 passer rating was a new personal best...became the third quarterback in league history to post a perfect passer rating with at least 30 passing attempts in a single game...logged his first career 400-plus passing yard game and eighth career 300-plus passing yard game (fourth-most in franchise history)...his 465 passing yards were the third highest single-game passing total in franchise history...his four first half touchdown passes and five total touchdown passes tied Kurt Warner (10/10/99) for the most in franchise history...tied a league record with three consecutive games of at least 350 passing yards while completing at least 75 percent of his passes...also tallied two rushing attempts for seven yards...**vs. Green Bay (10/28):** Completed 19-of-35 passes for 295 yards and three touchdowns for a 111.0 passer rating...recorded his 50th career passing touchdown...his second game of the season with at least three touchdowns and zero interceptions and the sixth of his career...helped lead the team back from a 10-point deficit late in the first half...added five rushes for seven yards...**at New Orleans (11/4):** Completed 28-of-40 passes for 391 yards, three touchdowns and one interception for a 115.7 passer rating...his fifth game of the season (10th career) with at least 300 passing yards and fourth game (eighth career) with at least three passing touchdowns...completed at least 70 percent of his pass attempts for the sixth time this season...added three rushes for 17 yards...**vs. Seattle (11/11):** Completed 28-of-39 passes for 318 yards and two touchdowns for a 113.0 passer rating... his sixth game of the season and 11th career game with at least 300 passing yards...added three rushes for three yards...**vs. Kansas City (11/19):** Completed 31-of-49 passes for 413 yards, four touchdowns and a 117.1 passer rating...compiled 400-plus passing yards for the second time in his career...marked his fourth career game with at least four touchdown passes...passed Billy Wade (56) for ninth place on the Rams all-time passing touchdown leaders list...added four rushes for six yards and one rushing touchdown...his first rushing touchdown of the season and third of his career...**vs. Philadelphia (12/16):** Completed a career-high 35-of-53 passes for 339 yards and a 75.9 passer rating...tallied his eighth game with 300-plus passing yards on the season (13th career)...moved into fifth place on the Rams' all-time single-season passing yards list (4,273 yards)...added two rushes for 11 yards...**at Arizona (12/23):** Completed 19-of-24 passes for 216 yards, one touchdown and a 118.1 passer rating... passed Pat Haden (9,296) for ninth place and Vince Ferragamo (9,376) for eighth place on the Rams all-time passing leaders list...ranks second in franchise history in passing yards in a single season (4,489)...added two rushes for six yards and one rushing touchdown (second of season, fourth of career)...**vs. San Francisco (12/30):** Completed 15-of-26 passes for 199 yards, four touchdowns and a 121.6 passer rating...his third game of the season with at least four touchdown passes (fifth career)...became the fourth quarterback in franchise history to throw for at least 30 touchdowns in a season, joining Vince Ferragamo (30, 1980), Jim Everett (31, 1988), Kurt Warner (36, 2001 and 41, 1999)... his 32 touchdowns lifted him past Jim Everett (31, 1988) for the third-most in franchise history...his 364 completions passed Sam Bradford (354, 2010) for the third-most single-season completions in franchise history...**Divisional Round vs. Dallas (1/12/19):** Completed 15-of-28 passes for 186 yards and a 74.4 passer rating...added six rushes for 12 yards with a long of 11 yards on a third-and-seven to seal the win...**Championship Round at New Orleans (1/20/19):** Completed 25-of-40 passes for 297 yards, one touchdown and an 83.0 passer rating...set new career postseason highs in completions, completion percentage, passing yards and passer rating...added three carries for 10 yards...**Super Bowl LIII (2/3/19):** Completed 19-of-38 passes for 229 yards and a 57.9 passer rating...passed Marc Bulger (944) and Bob Waterfield (965) for fourth place on the Rams postseason passing leaders list.

2017 Season: Started all 15 games played...finished the regular season 296-for-477, 3,804 passing yards, 28 touchdowns, seven interceptions and a passer rating of 100.5...earned NFC Offensive

Player of the Week honors for his Week 9 performance...named a Pro Bowl first alternate... led team that ranked in the top five in the NFL in points per game (1st), passing percent had intercepted (2nd), passing net yards per play (4th) and yards per play (5th)... his 3,804 passing yards are the ninth-most by a Rams quarterback in a single season in franchise history...on the road, Goff completed 148 passes for 1,848 yards, 18 touchdowns, and two interceptions for 109.8 passer rating...his 28 passing touchdowns passed Roman Gabriel (25) for the sixth-most passing touchdowns in a season in franchise history...**vs. Indianapolis (9/10):** Completed 21-of-29 passes for 306 yards and a touchdown, for a 117.9 passer rating, while picking up his first career win as a starter...**at San Francisco (9/21):** Completed 22-of-28 passes for 292 yards, three touchdowns and no interceptions for a 145.8 passer rating... established a personal best in completion percentage (78.6)...**vs. Arizona (10/22):** Completed 22-of-37 passes for 235 yards, two touchdowns (one rushing)...**at New York Giants (11/5):** Completed 14-of-22 passes for 311 yards and four touchdowns for a career-high passer rating of 146.8...the ninth highest passer rating in franchise history...**vs. Houston (11/12):** Completed 25-of-37 passes for a personal best 355 yards...no interceptions and a 125.4 passer rating...recorded a career-long 94-yard touchdown pass to WR Robert Woods...**vs. New Orleans (11/26):** Completed 28-of-43 passes for his second highest career record of 354 yards, two touchdowns, and a 96.5 passer rating...**at Arizona (12/3):** Completed 21-of-31 passes for 220 yards and two touchdowns for a 96.2 passer rating...eclipsed 3,000 passing yards and 20 touchdowns this season, the last Rams quarterback to post those numbers was Sam Bradford (3,702 yards and 21 touchdowns in 2012)...his 12 passing touchdowns on the road this season is the sixth most by a Rams quarterback in a single season...**at Tennessee (12/24):** Completed 22-of-28 passes for 301 yards and four touchdowns for a 118.4 passer rating...passed former QB Sam Bradford (3,512) for the 10th-highest and ninth-highest (3,702) single-season passing yard output in franchise history...**Wild Card vs. Atlanta (1/6/18):** Completed 24-of-45 passes for 259 yards, no interceptions and one touchdown for a 77.9 passer rating.

2016 Season: Started the last seven games of the season... completed 112-of-205 passes for 1,089 yards and six touchdowns (one rushing)...**vs. Miami (11/20):** Made his NFL debut...completed 17-of-31 passes for 134 yards without an interception...carried the ball four times for 11 yards...**at New Orleans (11/27):** Completed 20-of-32- passes for 214 yards and three touchdowns...first career NFL touchdown came on a 24-yard completion to wide receiver Tavon Austin...finished with a passer rating of 100.3...**vs. Atlanta (12/11):** Tallied 235 passing yards on 24-of-41 completions...scored his first rushing touchdown of his career on a two-yard scamper.

College: Started all 37 games possible during his three seasons at Cal and is the only quarterback in school history to have ever started his first game as a true freshman...holds 26 Cal records including career marks for passing yards (12,220), passing yards per game (329.7), touchdown passes (96), completions (977), passing attempts (1,569), total offense (12,086) and total plays (1,739)...second on the school's all-time list for passing efficiency (143.95) behind only Aaron Rodgers...broke Pac-12 career records with an average of 326.6 yards of total offense per game as well as three seasons of gaining 3,000 or more total yards... ranks third all-time in Pac-12 history and 26th nationally in passing yards as well as fourth in the Pac-12 and 27th nationally in passing touchdowns...set a pair of Pac-12 single-season records in his final campaign as a 2015 junior when he passed for 4,719 yards and 43 touchdowns and he was also the first Cal quarterback to earn first-team All-Pac-12 honors since Rodgers in 2004...two-time team captain as voted by his teammates in his final two campaigns as a junior and 2014 sophomore...one of six players in Pac-12 history to throw for 3,000 or more yards in three seasons and one of two to throw for 3,000 or more yards in each of his first three campaigns... had at least 268 yards passing or two touchdown passes in each of his final 14 collegiate contests...twice earned Pac-12 Offensive Player of the Week honors with both coming over the final three games of his 2015 junior season against Oregon State (11/14/2015) and Arizona State (11/28/2015)... the team's seven-win turnaround over his last two seasons from a 1-11 record in 2013 to an 8-5 mark in 2015 is tied for the second best in school history behind only the eight-win improvement from a 2-10 mark in 1946 to a 10-1 record in 1948...Cal's Most Outstanding Player in a Lockheed Martin Armed Forces Bowl victory over Air Force as a junior in the final game of his collegiate career when he set the bowl's single-game records by passing for 467 yards

and six touchdowns to lead Cal to its first bowl victory since 2008.

Personal: Attended Marin Catholic High School in Calif...passed for a combined 7,687 yards and 93 touchdowns with 18 interceptions in three varsity seasons from 2010-12, completing 477-of-767 passes (62.2 percent)...led three varsity teams to one appearance

in the state title game, one North Coast Section crown, three NCS playoff appearances and three MCL championships...earned All-American honors from SuperPrep as a 2012 senior...parents are Jerry and Nancy Goff...has one sibling, Lauren...father was a catcher who played Major League Baseball with Montreal (1990, 1992), Pittsburgh (1993-94) and Detroit (1995-96) following his collegiate baseball career at Cal that included All-America, All-District 8 and All-Pac-10 honors in 1986...majored in sociology.



Jared Goff, NFL Statistics



Regular Season Passing

Year	Team	G/S	Att.	Comp.	Pct.	Yards	Yds/Att.	TD	Int.	Long	Sack-Yards	Rating
2016	Los Angeles Rams	7/7	205	112	54.6	1,089	5.3	5	7	66	26-222	63.6
2017	Los Angeles Rams	15/15	477	296	62.1	3,804	8.0	28	7	94t	25-172	100.5
2018	Los Angeles Rams	16/16	561	364	64.9	4,688	8.4	32	12	70t	33-223	101.1
2019	Los Angeles Rams	16/16	626	394	62.9	4,638	7.4	22	16	66	22-170	86.5
2020	Los Angeles Rams	1/1	31	20	64.5	275	8.8	0	1	31	1-06	79.4
Totals		55/55	1,900	1,157	60.8	14,494	7.6	87	43	94t	107-793	86.2

Rushing

Year	Team	Att.	Yards	Avg.	Long	TD
2016	Los Angeles Rams	8	16	2.0	6	1
2017	Los Angeles Rams	28	51	1.8	22	1
2018	Los Angeles Rams	43	108	2.5	16	2
2019	Los Angeles Rams	33	40	1.2	8	2
2020	Los Angeles Rams	4	15	3.8	8	0
Totals		116	230	1.9	30	6

Postseason Passing

Year	Team	G/S	Att.	Comp.	Pct.	Yards	Yds/Att.	TD	Int.	Long	Sack-Yards	Rating
2017	Los Angeles Rams	1/1	45	24	53.3	259	5.8	1	0	38	3-13	77.9
2018	Los Angeles Rams	3/3	106	59	55.7	712	6.7	1	2	39	5-39	71.7
Totals		4/4	151	83	55.0	971	6.4	2	2	39	8-52	73.6

Rushing

Year	Team	Att.	Yards	Avg.	Long	TD
2017	Los Angeles Rams	0	0	0	0	0
2018	Los Angeles Rams	9	22	2.4	11	0
Totals		9	22	2.4	11	0



79 Rob Havenstein



Tackle • Wisconsin • Mount Airy, Md.

Ht./Wt.: 6-8/330

NFL Exp.: 6th (6th Rams)

GP/GS, (Playoffs): 69/69, (4/4)

Birth Date: 5/13/1992

Acquired: D2-2015 (No. 57)

Transactions: Selected by the Rams in the second round (57th overall) of the 2015 NFL Draft (5/1/15).

Pro: Sixth-year pro...has started all 68 career regular season games and four playoff contests in which he saw action at tackle.

2020 Season: vs Dallas (9/13): Started at tackle in the season opener...played all 73 offensive snaps.

2019 Season: Started all nine games played before missing the remainder of the season with an injury...appeared in three games where the offensive line did not allow QB Jared Goff to be sacked...**at Carolina (9/8):** Started at right tackle and played all 77 snaps...part of offensive line that allowed just 1.0 sack on the day...paved the way for Rams to rush for 166 yards and a pair of touchdowns...**vs. New Orleans (9/15):** Started at right tackle and played all 70 snaps...helped pave the way for Rams to rush for 115 yards and two touchdowns...**at Cleveland (9/22):** Started at right tackle and played all 66 snaps...helped L.A.'s offense total 345 yards of offense, including 269 yards passing...**vs. Tampa Bay (9/29):** Started at right tackle and played all 98 offensive snaps...helped protect QB Jared Goff, who threw for a career-high 517 yards...**at Seattle (10/3):** Started at right tackle and played all 72 offensive snaps...helped protect QB Jared Goff, who was not sacked in the game...**vs. San Francisco (10/13):** Started at right tackle and played all 53 offensive snaps...**at Atlanta (10/20):** Started at right tackle and played all 76 offensive snaps...helped protect QB Jared Goff, who was not sacked in the game and threw for 268 yards...**vs. Cincinnati (10/27):** Started at right tackle and played all 62 offensive snaps...part of offensive line that did not allow a sack for second consecutive game and allowed QB Jared Goff to throw for 300-plus yards for the third time in 2019...**at Pittsburgh (11/10):** Started at right tackle and played 64 offensive snaps (83 percent)...helped RB Todd Gurley II average over 6.0 yards per carry...**vs. Chicago (11/17):** Declared inactive...**vs. Baltimore (11/25):** Declared inactive...**at Arizona (12/1):** Declared inactive...**vs. Seattle (12/8):** Declared inactive...**at Dallas (12/15):** Declared inactive...**at San Francisco (12/21):** Declared inactive...**vs. Arizona (12/29):** Declared inactive.

2018 Season: Started all 16 regular season games and three postseason contests at right tackle, including Super Bowl LIII...was a part of an offensive line that helped the Rams compile the second-most scrimmage yards in the NFL and the second-most single season scrimmage yards in franchise history (6,961)...**at Oakland (9/10):** Started at right tackle...helped pave the way for RB Todd Gurley II to rush for 108 yards...**vs. Chargers (9/23):** Started at right tackle...part of an offensive unit that totaled 521 yards...played all 77 offensive snaps...**vs. Minnesota (9/27):** Started at right tackle...part of a unit that posted 556 total yards...protected QB Jared Goff on his way to a career performance with 465 passing yards, five touchdowns and a perfect 158.3 passer rating...**at Denver (10/14):** Started at right tackle...played all 74 offensive snaps...part of an offensive line that helped RB Todd Gurley II rush for two touchdowns and a career-high 208 yards...**at San Francisco (10/21):** Started at right tackle...helped pave the way for RB Todd Gurley II to notch his third three-touchdown performance in the first seven games of the season...became only the 24th offensive lineman in franchise history to reach 50 starts with the team...**at New Orleans (11/4):** Started at right tackle...

part of an offensive unit that posted 483 yards of offense and did not allow a sack of QB Jared Goff...**vs. Seattle (11/11):** Started at right tackle...helped block for RB Todd Gurley II to rush for 120 yards and 7.5 yards per carry...played all 65 offensive snaps...**vs. Kansas City (11/19):** Started at right tackle...part of an offensive unit that totaled 455 yards...recorded one miscellaneous tackle...played all 80 offensive snaps...**at Detroit (12/2):** Started at right tackle...helped pave the way for RB Todd Gurley II to total 165 yards and two rushing touchdowns on 26 touches...played all 69 offensive snaps...**at Arizona (12/23):** Started at right tackle...part of an offensive unit that rushed for 269 yards...played all 68 offensive snaps...**vs. San Francisco (12/30):** Started at right tackle...helped provide QB Jared Goff the time to throw for four touchdowns...played all 73 offensive snaps...**Divisional Round vs. Dallas (1/12/19):** Started at right tackle...played all 79 offensive snaps...helped block for RBs Todd Gurley II and C.J. Anderson to become the first pair of rushers to record 100 rushing yards in a single postseason game in franchise history...**Championship Round at New Orleans (1/20/19):** Started at right tackle...played all 69 offensive snaps...**Super Bowl LIII (2/3/19):** Started at right tackle...played all 65 offensive snaps.

2017 Season: Started 15 games of the regular season and one postseason at right tackle...was a part of an offensive line that allowed QB Jared Goff to post the fourth-highest passer rating (100.5) in a single season in franchise history...**at Jacksonville (10/15):** Started at right tackle...was part of an offensive unit that allowed RB Todd Gurley II to rush for his third 100-plus yard game of the season...**vs. Houston (11/12):** Started at right tackle...was a part of an offensive unit that gained 443 total net yards...**vs. New Orleans (11/26):** Started at right tackle...was apart of an offensive unit that allowed QB Jared Goff to throw for 354 yards, the second-highest single game output of his career...**at Arizona (12/3):** Started at right tackle...was part of an offensive unit that allowed QB Jared Goff to throw for 220 yards and eclipse the 3,000 yard mark this season...**vs. Philadelphia (12/10):** Started at right tackle...was part of an offensive unit that allowed RB Todd Gurley to eclipse the 1,000 yard rushing mark...**at Seattle (12/17):** Started at right tackle...was part of an offensive line that helped the offense rush for a season-high 244 yards and three rushing touchdowns...**at Tennessee (12/24):** Started at right tackle...was part of an offensive line that helped RB Todd Gurley II record a career high 158 receiving yards and two touchdowns...**Wild Card vs. Atlanta (1/6/18):** Started at right tackle...was a part of an offensive unit that allowed RB Todd Gurley II to post his seventh 100-plus yard game of the season.

2016 Season: Started 15 games at right tackle...**at Tampa Bay (9/25):** Started at right tackle, and contributed to two rushing touchdowns...**at Detroit (10/16):** Started at right tackle...helped block for the offense to put up three touchdowns...**at New Orleans (11/27):** Started at right tackle...allowed time for QB Jared Goff to throw three first half touchdowns.

2015 Season: Started 13 games, missed three due to injury...earned PFWA All-Rookie honors...**vs. Seattle (9/13):** Started at right tackle in his NFL debut...helped block for the offense to produce 297 receiving yards...**at Arizona (10/4):** Helped block for QB Nick Foles to throw three touchdowns...**vs. Cleveland (10/25):** Helped block for RB Todd Gurley II to rush for 120-plus yards for

the third consecutive week...**vs. San Francisco (11/1):** Part of an offensive line that did not allow a sack on QB Nick Foles...**vs. Detroit (12/13):** Opened up running lanes for RB Todd Gurley II to rush for 140 yards and two touchdowns...**vs. Tampa Bay (12/17):** Helped block for 319 net yards and three touchdowns.

College: Played four years at Wisconsin...earned first-team All-America (AFCA), second-team All-America (FWAA, Sporting News, USA Today), first team All-Big Ten (consensus), and Big Ten Sportsmanship Award following 2014 senior season...matched school record with 54 career games played...started 42 games in his career, including 41 straight at right tackle over his final three seasons...anchored an offensive line that led the way for two of the three best single season rushing performances in school history at 283.8 yards per game in 2013 and a school-record 320.1 yards per game in 2014...Badgers also set a school record for total offense at 480.8 yards per game in 2013...blocked for three 1,000-yard rushers in Montee Ball, Melvin Gordon and James White, three of the top five rushers in school history...Badgers went 39-16 in his career, matching the second-highest win total by a UW senior class...earned Second-team All-Big Ten (coaches), All-Big Ten honorable mention (media) in 2013...redshirted in 2010.

Personal: Name pronounced "HAY-vin-stine"...ranked by ESPN/Scouts Inc. as the No. 33 offensive tackle in the country, by Scout as No. 42 and by Rivals as No. 43...top offensive tackle in Maryland (ESPN/Scouts Inc.) and ranked as 17th-best player in Maryland by Rivals...as a senior, named first-team all-state and all-area...served as team captain as a senior... as a junior, named first-team all-state, all-metro and all-area... as a sophomore, named second-team all area...won letters in football and basketball...named to honor roll all four years and was member of National Honor Society as a senior.

Havenstein's Career Games/Starts:

Year	Teams	GP/GS
2020	Los Angeles Rams	1/1
2019	Los Angeles Rams	9/9
2018	Los Angeles Rams	16/16
	<i>Postseason</i>	<i>3/3</i>
2017	Los Angeles Rams	15/15
	<i>Postseason</i>	<i>1/1</i>
2016	Los Angeles Rams	15/15
2015	St. Louis Rams	13/13
Totals		69/69
	<i>Postseason</i>	<i>4/4</i>




6 Johnny Hekker



Punter • Oregon St. • Bothell, Wash.

Ht./Wt.: **6-5/241**
 NFL Exp.: **9 (9th Rams)**
 GP/GS, (Playoffs): **129/0, (4/0)**
 Birth Date: **2/8/1990**
 Acquired: **UDFA-'12**

Transactions: Signed a two-year contract extension with the Rams (9/11/17)...re-signed with the Rams (12/5/14)...signed with the Rams as an undrafted rookie free agent (4/30/12).



Hekker earned All-Pro honors in 2013 (1st team), 2014 (2nd team), 2015 (1st team), 2016 (1st team), 2017 (1st team) and 2018 (2nd team)

Pro: Ninth-year pro earned All-Pro honors in six-consecutive seasons (2013-18)...earned four Pro Bowl honors in 2014, 2016, 2017 and 2018...tallied the most punts in Rams franchise history with 608 career punts...set an NFL record in 2016 with the most punts downed inside the 20-yard line (50)...in 2014, finished second in the league with 33 punts downed inside the 20...earned his first Pro Bowl appearance for his 2013 performance...became the first Rams punter since 1985 (Dale Hatcher) to be named to the Pro Bowl...recorded the highest single-season net average (44.2) in NFL history...converted one career field goal and PAT attempt (9/16/18).

2020 Season: Ninth-year professional with the Rams...**vs. Dallas (9/13):** Sailed three punts with a 47.3 yard-average per punt and two landing inside the 20-yard line...longest punt of the night was a 58-yarder.

2019 Season: Eighth professional season with the Rams...punted 66 times for 3,128 yards and a 47.4-yard average...had 22 punts downed inside the 20-yard line, tied for the fifth-most in his career...71 yard longest punt...finished the season with over 3,000 punting yards, doing so for the seventh time in his career...completed two passes on fake punt attempts, his third-consecutive season with multiple passing completions...**at Carolina (9/8):** Punted three times for 138 yards...posted a gross average of 46.0 yards per attempt including a long of 68 yards...added one tackle on a punt return...**vs. New Orleans (9/15):** Punted four times for 199 yards and a 41.3-yard net average...had a long of 66 yards...**at Cleveland (9/22):** Punted twice for a total of 79 yards and a 39.5-yard net average...pinned Cleveland inside its own 20 once...**vs. Tampa Bay (9/29):** Had one punt for 41 yards that was downed inside the 20...**at Seattle (10/3):** Had three punts for 153 yards and a 51.0-yard net average...surpassed the 26,000-career total yardage plateau...**vs. San Francisco (10/13):** Had five punts for 269 yards and a 46.2-yard net average...**at Atlanta (10/20):** Had three punts for 95 yards...one punt downed inside the 20...converted on L.A.s first fake punt of the season, completing a pass to S Nick Scott for a 23-yard completion...**vs. Cincinnati (10/27):** Punted five times for 222 yards...averaged 44.4 yards per kick...had three punts downed inside the 20-yard line...**at Pittsburgh (11/10):** Punted eight times for 379 yards and a 42.3-yard net average...had two punts downed inside the 20...**vs. Chicago (11/17):** Punted six times for 329 yards and a 44.8-yard net average...recorded second-longest punt of the season, a 67-yard boot...had one punt downed inside the 20...**vs. Baltimore (11/25):** Punted four times for 200 yards and a 38.8-yard net average...longest punt of 55 yards...**at Arizona (12/1):** Punted four times for 165 yards and a 40.0-yard net average...had one punt downed inside the 20...**vs. Seattle (12/8):** Punted three times for 152 yards and a 49.7-yard net average...long punt of 55



yards...**at Dallas (12/15):** Punted five times for 279 yards and a 51.8-yard net average...had four punts downed inside the 20-yard line...longest punt of 69 yards...completed one pass for 5 yards to WR Mike Thomas on a fake punt, the 13th completion of his career...**at San Francisco (12/21):** Punted six times for 266 yards and a 44.3-yard net average...had four punts downed inside the 20-yard line...**vs. Arizona (12/29):** Punted four times for 156 yards and a 34.0-yard net average...had three punts downed inside the 20-yard line.

2018 Season: Punted 43 times for 1,992 yards with a 46.3-yard average...tallied two touchbacks and placed 21 punts inside the 20-yard line...finished fourth in the NFL in punts pinned inside 20 percentage (48.84) despite a career-low 43 punt attempts...named an Associated Press Second Team All-Pro selection...**at Oakland (9/10):** Punted two times for 117 yards...a 58.5 average and 53.5 net average...placed both punts inside the 20-yard line...his longest punt was 62 yards...**vs. Arizona (9/16):** Punted two times for 102 yards...a 51.0 average and 41.0 net average...placed one punt inside the 20-yard line...longest punt was 60 yards...converted a 20-yard field goal and one PAT attempt in place of injured K Greg Zuerlein...both career firsts...**vs. Minnesota (9/27):** Played in his 100th career game...punted two times for 71 yards...a 35.5 net average...**at Denver (10/14):** Punted three times for 120 yards...a 40.0 net average...placed all three punts inside the 20-yard line...longest punt was 52 yards...**vs. Green Bay (10/28):** Punted a season-high seven times for 316 yards...a 45.1 average and a 43.3 net average...pinned three punts inside the 20-yard line including a game-high 52-yarder at the Green Bay 1-yard line to set up a Rams safety on the following play...connected with CB Sam Shields on a 12-yard completion in punt formation to convert on fourth-and-three in the second quarter...has at least one pass completion in six of his first seven professional seasons including the last five consecutive seasons...**vs. Seattle (11/11):** Punted two times for 89 yards...a 44.5 average and 40.0 net average...his longest punt was 55 yards...pinned one punt inside the 20-yard line...**vs. Kansas City (11/19):** Punted four times for 222 yards...a 55.0 average and 50.0 net average...recorded his longest punt of the season with a 68-yarder late in the fourth quarter...pinned three punts inside the 20-yard line...**at Chicago (12/9):** Punted three times for 146 yards...a 48.7 average and 41.3 net average...pinned one punt inside the 20-yard line...his longest punt was 62 yards...became the first punter in franchise history to record at least 25,000 yards punting...completed a seven-yard pass to TE Gerald Everett in punt formation to successfully convert on fourth-and-seven in the second

Most Punts Downed Inside 20-Yard Line in NFL History (Single-Season)	
1. Johnny Hekker/Rams:	50 (2016)
2. Dave Zastudil/Cardinals:	46 (2012)
3. Dustin Colquitt/Chiefs:	45 (2012)

quarter...added one special teams tackle...**Divisional Round vs. Dallas (1/12/19):** Punted one time for 29 yards...a 29.0 gross and net average...**Championship Round at New Orleans (1/20/19):** Punted four times for 183 yards...a 45.8 gross and net average...pinned one punt inside the 20-yard line...his longest punt was 50 yards...passed Bob Waterfield (five) for third-most punts pinned inside the 20-yard line in the franchise's postseason history...connected with CB Sam Shields on a 12-yard pass in punt formation to convert a fourth-and-five for his first career postseason pass attempt and completion...**Super Bowl LIII (2/3/19):** Punted nine times for 417 yards...a 46.3 average and a 46.1 net average...pinned five punts inside the 20-yard line...tied Bob Waterfield (nine) for the second-most punts in a postseason game in franchise history...passed John Baker (six) for the second-most punts pinned inside the 20-yard line in Rams postseason history...his longest punt was 65 yards which set a new Super Bowl record.

2017 Season: Punted 65 times for 3,113 yards a 47.9-yard average...tallied four touchbacks and placed 30 punts inside the 20-yard line...**vs. Washington (9/17):** Punted four times for 182 yards for a 45.5-yard average and 42.3-yard net average...placed one punt inside the 20-yard line... completed a pass to rookie WR Josh Reynolds for 28 yards on fourth down...**at Jacksonville (10/15):** Punted seven times for 322 yards...a 46.0-yard average and 43.1-yard net average...placed four punts inside the 20-yard line and had a long of 67 yards...**vs. Arizona (10/22):** Punted two times for 119 yards...a 59.5 average and 55.0 net average... had a long of 65 yards...placed two punts inside the 20-yard line...**vs. Houston (11/12):** Punted four times for 205 yards...a 51.3-yard average and 42-yard net average...completed a pass to WR Pharoh Cooper for six yards on fourth down...**vs. Philadelphia (12/10):** Punted five times for 282 yards...a 56.4 average and 50.2 net average...placed three punts inside the 20 yard line...had a long of 64 yards...**vs. San Francisco (12/31):** Punted seven times for 341 yards...a 48.7 average and 44.1 net average...placed two punts inside the 20-yard line...**Wild Card vs. Atlanta (1/6/18):** Punted five times for 218 yards for a 43.6-yard average and 42.8-yard net average...had a long of 66 yards, a new postseason franchise record.

2016 Season: Set new career-highs in punt yardage (4,680), punts inside the 20-yard line (51), net yardage (4,508), and net punt average (46.0), all leading the NFL...booted a career-long 78-yard punt, which tied for the longest punt of the season... allowed only one touchback the entire year...voted team captain by peers...**at San Francisco (9/13):** Tallied 431 yards on 10 punts, while averaging 43.1 yards a punt...netted a punt total of 42.0 per kick, downing four of them inside the 20-yard line...**vs. Seattle (9/18):** Totaled 237 yards on six punts, all downed inside the opponent's 20-yard line, for a 39.5-yard average and net average...**at Tampa Bay (9/25):** Punted five times for 256 yards, averaging 51.2 yards per punt...his longest was a 64-yard boot...**at Arizona (10/2):** Recorded six punts without any touchbacks, continuing his streak of zero touchbacks this season...Hekker leads the NFL in most punts inside the 20-yard line, with 15...**vs. Buffalo (10/9):** Punted two times for 109 yards, averaging 54.5 yards a punt, and had a net average of 55.5 yards...still has not allowed a touchback this season...**vs. New York Giants (10/23):** Booted seven punts (six inside the 20-yard line) for 320 yards, averaging 45.7 per kick...has 40 consecutive punts without a touchback, the longest current streak in the NFL...**vs. Carolina (11/6):** Recorded a then career-long punt of 75 yards which was the third-longest punt in the NFL this season...punted five times for 243 yards for an average of 48.6-yards per kick...tallied his first touchback of the season and placed two punts inside the 20-yard line...**at New York Jets (11/13):** Punted seven times for 362 yards, averaged 51.7 yards a kick...recorded the fourth longest punt in franchise history with a career-long 78-yard punt...the third longest punt in franchise history is 80 yards, which is shared by P Donnie Jones and Parker Hall...**vs. Miami (11/20):** Booted eight punts (five inside the 20-yard line) for 364 yards...averaged 45.5 yards a kick...only allowed one return for one yard...placed five punts inside the 20-yard line...**at New England (12/4):** Booted eight punts (five inside the 20-yard line), averaging 53.8 yards a kick...recorded a net average of 52.9 yards...his longest came on a 76 yard kick...**vs. Atlanta (12/11):** Booted seven punts for 340 yards, averaging 48.6 yards a kick...placed six punts inside the 20-yard line giving him 46 for the year, tying Dave Zastudil (2012) for the NFL record...**at Seattle (12/15):** Punted four times for 216 yards, with a 54-yard average and a 50-yard net average...

registered a long 66-yard punt...**vs. San Francisco (12/26):** Punted eight times for 368 yards, averaging 46 yards a kick...set the NFL single-season record for most punts downed inside the 20-yard line (50)...**vs. Arizona (1/1):** Booted seven punts for 337 yards, giving him a new career-high in single season punts (98)... averaged 48.1 yards a kick and a net average of 44.4 yards... kicked his third punt of the season over 70 yards (73).

2015 Season: Punted 96 times for 4,601 yards a 47.9-yard average...tallied six touchbacks and placed a career-high 41 punts inside the 20-yard line...led the NFL rankings in net punting average (43.7) and punts downs inside the opponents' 20-yard line...**at Washington (9/20):** Punted eight times for 381 yards, a 47.6-yard average and 46.1-yard net...tallied a long of 53 yards and placed four punts inside the 20-yard line...**at Arizona (10/4):** Punted seven times for 348 yards, a 49.7-yard average and 45.1-yard net...had a long punt of 57 yards...**at Green Bay (10/11):** Completed a 20-yard pass to S Cody Davis on a fake punt conversion...marked his second-longest pass completion of his career...punted four times for 181 yards...placed one punt inside the 20-yard line and had a long of 51 yards...**vs. Cleveland (10/25):** Punted five times for 244 yards for a 48.0-yard average and 48.0-yard net...placed three punts inside the 20-yard line and had a long of 56 yards...**vs. San Francisco (11/1):** Tallied a long punt of 60 yards, his longest of the season...finished with eight punts for 436 yards, a 54.5-yard average and 49.8-yard net, and placed three punts inside the 20-yard line...**vs. Chicago (11/15):** Punted six times for 296 yards, a 49.3-yard average, 47.8-yard net and placed three punts inside the 20-yard line...tallied a long punt of 60 yards...**vs. Arizona (12/6):** Punted eight times for 436 yards, a 54.5-yard average and 48.3-yard net average...placed five punts inside the 20-yard line and had a long of 68 yards...also handled kickoff duties in addition to punting and tallied two kickoffs...**vs. Detroit (12/13):** Punted six times for 284 yards for a 47.3-yard average and 45.5-yard net average...placed four punts inside the 20-yard line and had a long of 61 yards...**vs. Tampa Bay (12/17):** Punted five times for 220 yards, a 44-yard average and 44-yard net average...placed three punts inside the 20-yard line.

2014 Season: Finished the season with a 46.5-yard gross average for eighth in the league and registered the fourth best single-season total in Rams history...**vs. Seattle (10/19):** Connected with RB Benny Cunningham on an 18-yard pass in punt formation to convert a fourth-and-3 on the St. Louis 18-yard line with 2:55 left to play...marked his fifth career pass, first of the season...punted three times for 153 yards, a 44.7-yard average...**at Kansas City (10/26):** Punted six times for 324 yards, a 54.0-yard average...tallied a long of 60 yards...**at Arizona (11/9):** Punted seven times for 305 yards, a 43.6-yard average...**at San Diego (11/23):** Connected with WR Stedman Bailey on an 19-yard pass in punt formation to convert a fourth-and-4...marked his sixth career pass, second of the season...punted four times for 178 yards, a 44.5-yard average...tallied a long of 57 yards...**vs. Oakland (11/30):** Punted six times for 275 yards, a 45.8-yard average...tallied a long of 60 yards...**at Washington (12/7):** Connected with TE Cory Harkey for a two-point conversion...punted four times for 174 yards, a 43.5-yard average...tallied a long of 61 yards.

2013 Season: Earned Pro Bowl and First-Team All-Pro honors after recording the highest single-season net average (44.2) in NFL history...finished with a 46.3-yard gross average for 10th in the league and was the fourth best single-season total in Rams history...opponents averaged just 2.6 yards per return, the best total in the NFL in 2013...also added two special teams tackles...**vs. Arizona (9/8):** Punted three times for 147 yards... placed one inside the 20-yard line and had one touchback... only one punt was returned and it went for a 1-yard gain...**vs. San Francisco (9/26):** Notched a career-high 11 punts for 490 yards...averaged 44.5 yards per punt and registered a long of 60 yards...placed six punts inside the 20-yard line and one touchback...**vs. Jacksonville (10/6):** Punted seven times for 286 yards, a 40.9-yard average and 40.1-yard net...placed two punts inside the 20-yard line and tallied a long of 56 yards...**at Houston (10/13):** Punted three times for 135 yards...placed one punt inside the 20-yard line...**at Carolina (10/20):** Punted four times for 159 yards...**vs. Tennessee (11/3):** Punted five times for 242 yards for a 48.4-yard average and 46.8-yard net average...he placed one punt inside the 20-yard line and had a long of 57 yards...**at Indianapolis (11/10):** Punted five times for 242 yards, including a long of 61 yards...averaged 48.4 yards per punt, a 43.4 net average...**vs. Chicago (11/24):** Punted two times for 97 yards...

his 43.7 net average leads the NFL...**at San Francisco (12/1):** Punted five times for 244 yards, including a long of 54 yards... registered an average of 48.8 yards, a 47.8 yard net...continues to lead the NFL in net average (44.0)...**at Arizona (12/8):** Punted five times for 257 yards, a 51.4 yard average and 42.8-yard net average...tallied two touchbacks and a long of 64 yards...**vs. New Orleans (12/15):** Punted four times for 167 yards, a 41.8-yard average and 41.8-yard net average...registered a long of 52 yards and placed two punts inside the 20-yard line...continues to lead the NFL in net punting average (43.8)...added one special teams tackle...**at Seattle (12/29):** Punted seven times for 337 yards, a 48.1 average and 48.4 yard net average...**vs. Tampa Bay (12/22):** Punted two times for 88 yards for a 44-yard average and 44-yard net average.

2012 Season: Finished his first NFL campaign with a 45.8-yard gross average and a net average of 39.9 yards per attempt... both of those numbers are the fourth best for a season in Rams history...**at Detroit (9/9):** Punted five times for 241 yards, a 48.2-yard average and 37.6-yard net...placed one punt inside the 20-yard line and recorded a long of 57 yards...**vs. Washington (9/16):** Punted three times for 163 yards, a 54.3-yard average and 48.7-yard net, placed one inside the 20-yard line and had a long of 66 yards...**at Chicago (9/23):** Punted six times for 279 yards, a 46.5-yard average and a long of 56 yards...ranked third in the NFC in punting average with a 48.8 average in three games...**vs. Seattle (9/30):** Threw a two-yard touchdown pass to WR Danny Amendola on a fake field goal play...no Rams punter has thrown a touchdown pass since the merger...punted four times for 156 yards, a 39-yard average and 38.8-yard net...placed one inside the 20...**vs. Arizona (10/4):** Punted a season-high seven times for 398 yards, including a season-long of 68 yards...averaged 56.9 yards per punt, setting a franchise single-game record... placed three punts inside the 20-yard line...also made one special teams tackle...**at Miami (10/14):** Punted three times for 135 yards with a long of 56 yards...averaged 45 yards per punt with a 38.3 net...placed two inside the 20-yard line...**at San Francisco (11/11):** Threw a 21-yard completion to S Rodney McLeod on fourth-and-four from the St. Louis 10-yard line with :49 left in the half on a fake punt...marked his second pass completion this season and McCleod's first career reception...on a second fake punt, completed a 19-yard pass to TE Lance Kendricks...the play pushed his passing totals to two-for-two for 40 yards on the day,

and also marks his third completion this season... punted four times for 147 yards for a 36.8-yard average, 31-yard net and placed one inside the 20-yard line...**vs. New York Jets (11/18):** Punted five times for 251 yards, a 50.2-yard average, 44.4-yard net...placed one inside the 20-yard line and had a long of 57 yards...**at Arizona (11/25):** Punted six times for 260 yards, a 43.3-yard average and 33.5-yard net...tallied a long of 48 yards and placed one inside the 20-yard line...**vs. San Francisco (12/2):** Punted a season-high nine times for 388 yards for a 43.1-yard average and 42.4-yard net...tallied a long of 63 yards and placed three punts inside the 20-yard line...**at Buffalo (12/9):** Punted eight times for 302 yards, a 37.8-yard average and 32.3-yard net... placed two punts inside the 20-yard line and tallied a long of 50 yards...**at Tampa Bay (12/23):** Punted seven times for 335 yards, a 47.9-yard average and 46.9-yard net. Hekker placed two punts inside the 20-yard line and tallied a long of 57 yards...**at Seattle (12/30):** Punted five times for 243 yards and finished with a net average of 40.2 yards and a gross average of 48.6 yards.

College: Four-year starter, finished his career as one of Oregon State's most prolific punters in history...the third-best

career punt yardage average at OSU at 41.3 yards per punt... set the single-game school record with a 52.5-yard average (6-315) at Utah in 2011...earned College Football Performance Award Punter of the Week...semi-finalist for the Ray Guy Award in 2009...52 career punts of 50+ yards, including 17 as a senior in 2011 when he had six different games with at least one punt of 60+ yards...earned Pac-12 Conference honorable mention...87 career punts downed inside the 20-yard line ...named the Sun Bowl Special Teams MVP in 2008 after averaging 45 yards on 10 punts...also the holder on placekicks for three years...two-time Pac-10 All-Academic selection.

Personal: Has a degree in general science...serves as the Rams' Ambassador for "Fuel Up To Play 60," the joint NFL-National Dairy Council Health and Wellness program for students...served as the state ambassador for Special Olympics in Illinois and Missouri... also on the board for Team Activities for Special Kids (TASK), a year-round instructional sports program that provides athletic and social opportunities to kids with special needs...serves as a Waterboys Ambassador, which supports providing clean, accessible drinking water to rural communities in East Africa... married to Makayla, they have one son, Jett and a daughter, Maya.



Johnny Hekker, NFL Statistics



Regular Season												
Year	Team	Games	Punting No.	Yards	Avg.	Opp Ret.	Ret. Yards	Net Yards	TB	I20	Long Block	
2012	St. Louis Rams	16	82	3,756	45.8	41	402	3,274	4	22	68	0
2013	St. Louis Rams	16	78	3,609	46.3	30	79	3,450	4	19	64	0
2014	St. Louis Rams	16	80	3,721	46.5	28	192	3,429	5	33	61	1
2015	St. Louis Rams	16	96	4,601	47.9	40	289	4,192	6	41	68	0
2016	Los Angeles Rams	16	98	4,680	47.8	35	152	4,508	1	51	78	0
2017	Los Angeles Rams	16	65	3,113	47.9	25	152	2,881	4	30	70	0
2018	Los Angeles Rams	16	43	1,992	46.3	12	104	1,848	2	21	68	0
2019	Los Angeles Rams	16	66	3,128	47.4	23	190	2,938	5	22	71	1
2020	Los Angeles Rams	1	3	142	47.3	1	20	20	0	2	58	0
Totals		129	609	28,742	46.7	235	1,586	27,054	31	240	78	2

Passing												
Year	Team	Att.	Comp.	Pct.	Yards	Yards/Att.	TD	Int.	Long	Sack-Yards	Rating	
2012	St. Louis Rams	3	3	100.0	42	14.0	1	0	21	0-0	158.3	
2013	St. Louis Rams	1	0	0.0	0	0.0	0	0	0	0-0	39.6	
2014	St. Louis Rams	2	2	100.0	37	18.5	0	0	19	0-0	118.8	
2015	St. Louis Rams	4	1	25.0	20	5.0	0	0	20	0-0	47.9	
2016	Los Angeles Rams	2	1	50.0	4	2.0	0	0	4	0-0	56.3	
2017	Los Angeles Rams	3	2	66.7	34	11.3	0	0	28	0-0	104.9	
2018	Los Angeles Rams	4	2	50.0	19	4.8	0	0	12	0-0	63.5	
2019	Los Angeles Rams	3	2	66.6	28	9.3	0	1	23	0-0	56.9	
2020	Los Angeles Rams	0	0	0.0	0	0.0	0	0	0	0-0	0.0	
Totals		22	13	59.1	184	8.4	1	1	28	0-0	82.4	

Postseason												
Year	Team	Games	Punting No.	Yards	Avg.	Opp Ret.	Ret. Yards	Net Yards	TB	I20	Long Block	
2017	Los Angeles Rams	1	5	218	43.6	1	4	214	0	5	66	0
2018	Los Angeles Rams	3	14	629	44.9	2	2	627	0	6	65	0
Totals		4	19	847	44.6	3	6	841	0	11	66	0

Passing												
Year	Team	Att.	Comp.	Pct.	Yards	Yards/Att.	TD	Int.	Long	Sack-Yards	Rating	
2018	Los Angeles Rams	1	1	100.0	12	12.0	0	0	12	0-0	116.7	
Totals		1	1	100.0	12	12.0	0	0	12	0-0	116.7	

Additional Career Statistics: Threw one touchdown pass to WR Danny Amendola vs. Seattle (9/30/12), Connected with TE Cory Harkey for a two-point conversion...connected with RB Benny Cunningham on an 18-yard pass in punt formation to convert a fourth-and-3 on the St. Louis 18-yard line (10/19/14)...connected with WR Stedman Bailey on an 19-yard pass in punt formation to convert a fourth-and-4 (11/23/14)...connected with S Cody Davis for 20-yard reception to convert a fourth-and-2 at Green Bay (10/11/15)...connected with RB Chase Reynolds for a four-yard reception to convert a fourth-and-one vs. Arizona (1/1/17)...converted a 20-yard field goal and one PAT attempt vs. Arizona (9/16/18)...connected with CB Sam Shields on a 12-yard pass in punt formation to convert a fourth-and-3 (10/28/18)...recorded one rushing attempt for three yards on a fake field goal attempt at New Orleans (11/4/18)...connected with TE Gerald Everett on a 7-yard pass in punt formation to convert a fourth-and-7 at Chicago (12/9/18)...connected with CB Sam Shields on a 12-yard pass in punt formation to convert a fourth-and-5 for his first career postseason pass attempt and completion (1/20/19)...connected with S Nick Scott on a career-long 33-yard pass in punt formation to convert a fourth-and-3 at Atlanta (10/20/19)...completed a pass on a fake punt to WR Mike Thomas for a 5-yard completion on fourth-and-4 at Dallas (12/15/19)

Special Teams Tackles: 2012 (1), 2013 (1), 2015 (1), 2017 (1), 2018 (1), 2019 (1)

Regular Season Single Game Highs:

Punts – 11, vs. San Francisco (9/26/13)
 Long – 78, at New York Jets (11/13/16)
 Yards – 490, vs. San Francisco (9/26/13)

Postseason Single Game Highs:

Punts – 9, vs. New England (2/3/19, Super Bowl LIII)
 Long – 66, vs. Atlanta (1/6/18, NFC Wild Card)
 Yards – 417, vs. New England (2/3/19, Super Bowl LIII)



Johnny Hekker, Game-By-Game



2012 St. Louis Rams

Game	W/L	No	Yds	Avg	Opp Ret	Opp Yds	Net Yds	Net Avg	TB	I20	Lg	Blk
at Det 9/9	L	5	241	48.2	5	53	188	37.6	0	1	57	0
Was 9/16	W	3	163	54.3	1	-3	146	48.7	1	1	66	0
at Chi 9/23	L	6	279	46.5	3	39	220	36.7	1	1	56	0
Sea 9/30	W	4	156	39.0	2	1	155	38.8	0	1	48	0
Ari 10/4	W	7	398	56.9	5	76	322	46.0	0	3	68	0
at Mia 10/14	L	3	135	45.0	0	0	115	38.3	1	2	56	0
GB 10/21	L	2	99	49.5	1	15	84	42.0	0	1	55	0
NE 10/28	L	4	195	48.8	3	16	179	44.8	0	1	50	0
at SF 11/11	T	4	147	36.8	2	23	124	31.0	0	1	45	0
NYJ 11/18	I	5	251	50.2	3	29	222	44.4	0	1	57	0
at Ari 11/25	W	6	260	43.3	4	59	201	33.5	0	1	48	0
SF 12/2	W	9	388	43.1	2	6	382	42.4	0	3	63	0
at Buf 12/9	W	8	302	37.8	4	44	258	32.3	0	2	50	0
Min 12/16	L	4	164	41.0	1	15	149	37.3	0	1	55	0
at TB 12/23	W	7	335	47.9	3	7	328	46.9	0	2	57	0
at SEA 12/30	L	5	243	48.6	2	22	201	40.2	1	0	57	0
Totals	7-8-1	82	3756	45.8	41	402	3,274	39.9	4	22	68	0



27 Darrell Henderson Jr.



Running Back • Memphis • Batesville, Miss.

Ht./Wt.: 5-8/208

NFL Exp.: 2 (2nd Rams)

GP/GS, (Playoffs): 14/0, (0/0)

Birth Date: 8/19/1997

Acquired: D3A-'19 (No. 70 Overall)

Transactions: Selected by the Rams in the third round (70th overall) of the 2019 NFL Draft (4/26/19).

Pro: Has played in 14 games...rushed for 153 total yards.

2020 Season: vs. Dallas (9/13): Appeared in his 15th career game in the season opener...rushed three times for six yards with an average of 2.0 yards per carry.

2019 Season: Entered rookie season projected to provide depth at running back...appeared in 13 games before being placed on injured reserve ahead of Week 17 game vs. Arizona... rushed for 147 yards on 39 carries...caught four passes for 37 receiving yards...recorded first professional rushing yards in Week 6 against San Francisco...**at Carolina (9/8):** Had first NFL carry in professional debut for no gain...**vs. New Orleans (9/15):** Did not see game action...**at Cleveland (9/22):** Did not see game action...**vs. Tampa Bay (9/29):** Saw action on special teams where he played nine snaps (24 percent)...**at Seattle (10/3):** Saw action on special teams where he played one snap...**vs. San Francisco (10/13):** Had six carries for 39 yards...long rush of 22 yards... caught one pass for nine yards...played 17 offensive snaps (32 percent)...**at Atlanta (10/20):** Had a career-high 11 carries for 31 yards...caught one pass for eight yards...played 26 offensive snaps (34 percent)...**vs. Cincinnati (10/27):** Rushed for a career-high 49 yards on 11 carries...caught two passes for 20 yards... played 30 snaps offensively (48 percent)...**at Pittsburgh (11/10):** Rushed for four yards on four carries...played eight offensive snaps (10 percent)...**vs. Chicago (11/17):** Played three offensive snaps (five percent) and two special teams snaps (eight percent)...**vs. Baltimore (11/25):** Played eight special teams snaps (30 percent)...**at Arizona (12/1):** Rushed for 17 yards on four carries with a 13-yard carry as a game-long...played seven offensive snaps (nine percent)...**vs. Seattle (12/8):** Returned two kickoffs for 35 yards...long return of 20 yards...**at Dallas (12/15):** Returned one kickoff for 23 yards...**at San Francisco (12/21):** Rushed for seven yards on two carries...played two offensive snaps (three percent) and three special teams plays (nine percent)...**vs. Arizona (12/29):** Placed on injured reserve.

College: In 35 career games played, Henderson is currently the second-leading rusher in Memphis history with 3,082 career rushing yards...his 31 rushing touchdowns are third in school history...his 40 total touchdowns are tied for second-most in program history...became just the third Tiger all-time to rush for over 1,000 yards in multiple seasons...has 4,302 career all-

purpose yards, which ranks second in program history...tallied 14 career 100-yard rushing games, which is second-most in program history...as a junior in 2018, started all 10 games and led the nation with 9.15 rushing yards per carry...compiled 1,446 rushing yards (second-most in FBS) on 158 carries (39th-most in FBS)... tied for FBS lead with 20 total touchdowns and tied for second with 17 rushing touchdowns...rushed for over 100 yards in seven games...compiled back-to-back 200-yard rushing games against Navy and Georgia State, only the second player in program history to log back-to-back 200-yard rushing efforts... his 1,840 all-purpose yards led the FBS in 2018...as a sophomore in 2017, played in 12 games and made 10 starts...was the team's leading rusher with 1,154 yards on 130 carries...posted nine rushing touchdowns...tallied the program's first 1,000-yard rushing season since 2012...the 1,154 yards are the sixth-most for a season in school history...had seven 100-yard rushing games, the fourth-most for a season in program history...logged two rushing plays of 80 or more yards (80 vs. UCLA; 82 vs. Tulane)...the two rushing plays of 80 or more yards were a first since 1990...logged a career-high 278 all-purpose yards in a home win over SMU (147 rushing/15 receiving/116 return)...the 278 all-purpose yards were the fourth-most for a game in program history...saw action in all 13 games and made six starts as a freshman in 2016...also played on the Memphis special teams unit...squad's third-leading rusher with 482 yards on 87 carries (5.5 yard/rush)...second on team with five rushing touchdowns...hauled in 20 receptions for 237 yards and three touchdowns...added two kick returns for 113 yards and one touchdown...fourth on squad with 832 all-purpose yards (482 rushing/237receiving/113 kick return)...had a 99-yard kick return for a touchdown in a road win at SMU, the 99-yard return is the second-longest in school history.

Personal: Named the 2014 state of Mississippi Gatorade Football Player of the Year...honored as the 2014 Best of MS Preps Player of the Year...a 2014 *Parade Magazine* All-America honorable mention pick...played for Head Coach Lance Pogue...posted 5,801 career rushing yards, which is the eighth-most rushing yards in the state of Mississippi high school football history...had 847 career carries...posted career rushing averages of 109.5 yards per game and 6.8 yards per carry...scored 68 career rushing touchdowns... also caught 39 passes for 559 yards and seven scores in his career...had 75 career touchdowns (68 rushing/seven receiving)... son of Darrell Henderson, Sr., and Barbara Henderson...majored in sport and leisure management.



Darrell Henderson Jr., NFL Statistics



Regular Season

Year	Team	G/S	Receiving					Rushing				
			No.	Yards	Avg.	Long	TD	Att.	Yards	Avg.	Long	TD
2019	Los Angeles Rams	13/0	4	37	9.3	14	0	39	147	3.8	22	0
2020	Los Angeles Rams	1/0	0	0	0.0	0	0	3	6	2.0	3	0
Totals		14/0	4	37	9.3	14	0	42	153	3.6	22	0

Year	Team	G/S	Punt Returns				Kickoff Returns					
			No.	Yards	Avg.	Long	TD	Att.	Yards	Avg.	Long	TD
2019	Los Angeles Rams	12/0	0	0	0.0	0	0	3	58	19.3	23	0
2020	Los Angeles Rams	0/0	0	0	0.0	0	0	0	0	0.0	0	0
Totals		12/0	0	0	0.0	0	0	3	58	19.3	23	0



Darrell Henderson Jr., Game-By-Game



2020 Los Angeles Rams

Game	W/L	G/S	Receiving					Rushing					Returns									
			No.	Yards	Avg.	Long	TD	Att.	Yards	Avg.	Long	TD	PR	FC	Yards	Long	TD	KR	Yards	Avg.	Long	TD
Dal 9/13	W	1/0	0	0	0.0	0	0	3	6	2.0	3	0	0	0	0	0	0	0	0	0.0	0	0
at Phi 9/20	-	0/0	0	0	0.0	0	0	0	0	0.0	0	0	0	0	0	0	0	0	0	0.0	0	0
at Buf 9/27	-	0/0	0	0	0.0	0	0	0	0	0.0	0	0	0	0	0	0	0	0	0	0.0	0	0
NYG 10/4	-	0/0	0	0	0.0	0	0	0	0	0.0	0	0	0	0	0	0	0	0	0	0.0	0	0
at Was 10/11	-	0/0	0	0	0.0	0	0	0	0	0.0	0	0	0	0	0	0	0	0	0	0.0	0	0
at SF 10/18	-	0/0	0	0	0.0	0	0	0	0	0.0	0	0	0	0	0	0	0	0	0	0.0	0	0
at Atl 10/20	-	0/0	0	0	0.0	0	0	0	0	0.0	0	0	0	0	0	0	0	0	0	0.0	0	0
Chi 10/26	-	0/0	0	0	0.0	0	0	0	0	0.0	0	0	0	0	0	0	0	0	0	0.0	0	0
at Mia 11/1	-	0/0	0	0	0.0	0	0	0	0	0.0	0	0	0	0	0	0	0	0	0	0.0	0	0
Sea 11/15	-	0/0	0	0	0.0	0	0	0	0	0.0	0	0	0	0	0	0	0	0	0	0.0	0	0
at TB 11/23	-	0/0	0	0	0.0	0	0	0	0	0.0	0	0	0	0	0	0	0	0	0	0.0	0	0
SF 11/29	-	0/0	0	0	0.0	0	0	0	0	0.0	0	0	0	0	0	0	0	0	0	0.0	0	0
at Ari 12/6	-	0/0	0	0	0.0	0	0	0	0	0.0	0	0	0	0	0	0	0	0	0	0.0	0	0
NE 12/10	-	0/0	0	0	0.0	0	0	0	0	0.0	0	0	0	0	0	0	0	0	0	0.0	0	0
NYJ 12/19	-	0/0	0	0	0.0	0	0	0	0	0.0	0	0	0	0	0	0	0	0	0	0.0	0	0
Ari 1/3/21	-	0/0	0	0	0.0	0	0	0	0	0.0	0	0	0	0	0	0	0	0	0	0.0	0	0
Totals	1-0	1/0	0	0	0.0	0	0	3	6	2.0	3	0	0	0	0	0	0	0	0.0	0	0	

2019 Los Angeles Rams

Game	W/L	G/S	Receiving					Rushing					Returns									
			No.	Yards	Avg.	Long	TD	Att.	Yards	Avg.	Long	TD	PR	FC	Yards	Long	TD	KR	Yards	Avg.	Long	TD
at Car 9/8	W	1/0	0	0	0.0	0	0	0	0	0.0	0	0	0	0	0	0	0	0	0	0.0	0	0
NO 9/15	W	0/0																				
at Cle 9/22	W	0/0																				
TB 10/29	L	1/0	0	0	0.0	0	0	0	0	0.0	0	0	0	0	0	0	0	0	0	0.0	0	0
at Sea 10/3	L	1/0	0	0	0.0	0	0	0	0	0.0	0	0	0	0	0	0	0	0	0	0.0	0	0
SF 10/13	L	1/0	1	9	9.0	9	0	6	39	6.5	22	0	0	0	0	0	0	0	0	0.0	0	0
at Atl 10/20	W	1/0	1	8	8.0	8	0	11	31	2.8	9	0	0	0	0	0	0	0	0	0.0	0	0
Cin 10/27	W	1/0	2	20	10.0	14	0	11	49	4.5	15	0	0	0	0	0	0	0	0	0.0	0	0
at Pit 11/10	L	1/0	0	0	0.0	0	0	4	4	1.0	3	0	0	0	0	0	0	0	0	0.0	0	0
Chi 11/17	W	1/0	0	0	0.0	0	0	0	0	0.0	0	0	0	0	0	0	0	0	0	0.0	0	0
Bal 11/25	L	1/0	0	0	0.0	0	0	0	0	0.0	0	0	0	0	0	0	0	0	0	0.0	0	0
at Ari 12/1	W	1/0	0	0	0.0	0	0	4	17	4.3	0	0	0	0	0	0	0	0	0	0.0	0	0
at Sea 12/8	W	1/0	0	0	0.0	0	0	0	0	0.0	0	0	0	0	0	0	2	35	17.5	20	0	
at Dal 12/15	L	1/0	0	0	0.0	0	0	0	0	0.0	0	0	0	0	0	0	1	23	23.0	23	0	
SF 12/21	L	1/0	0	0	0.0	0	0	2	7	3.5	7	0	0	0	0	0	0	0	0	0.0	0	0
Ari 12/29	W																					
Totals	9-7	13/0	4	37	9.3	14	0	39	147	3.8	22	0	0	0	0	0	3	58	19.3	23	0	



89 Tyler Higbee



Tight End • Western Kentucky • Clearwater, Fla.

Ht./Wt.: 6-6/255

NFL Exp.: 5 (5th Rams)

GP/GS, (Playoffs): 64/55, (4/4)

Birth Date: 1/1/1993

Acquired: D4A-'16 (No. 110 Overall)

Transactions: Selected by the Rams in the fourth round of the 2016 draft (110th overall) on 4/30/16.

Pro: Fifth-year pro has played in 64 regular season games with 54 starts and four postseason games (four starts) since being drafted by the Rams in 2016...established single-season bests in receptions (61) and receiving yards (650) during 2019 season...caught 132 career passes for 1,446 yards and seven touchdowns...became the 12th tight end in franchise history to record over 1,000 receiving yards in their career...became the first tight end in franchise history to have three-consecutive 100-plus yard receiving games...set the single-season franchise record for receptions by a tight end during 2019 campaign.

2020 Season: vs. Dallas (9/13): Hauled in three receptions for 40 yards averaging 13.3 yards per reception...including a 21-yard long reception.

2019 Season: Fourth professional season as a starter at tight end...set a single-season franchise record for receptions (69) and receiving yards (734) by a tight end...recorded a career-high three touchdown passes...caught a career-high seven passes for a then career-best 107 receiving yards in a Week 13 win at Arizona...surpassed the total a week later with 116 yards on seven catches in NFC West win over Seattle...became the first tight end in franchise history to have over 100 receiving yards in three consecutive games following a 12 catch, 111 yard day at Dallas in Week 15...became just the second tight end in franchise history to have four games of over 100 receiving yards following 104-yard performance against San Francisco in Week 16...**at Carolina (9/8):** Started at tight end and caught four passes for a total of 20 yards and one touchdown...was the fifth touchdown reception of his career...played 40 offensive snaps (52 percent)...**vs. New Orleans (9/15):** Started at tight end...had two catches for 21 yards...long reception of 18 yards...played 24 snaps (34 percent) offensively and two snaps (seven percent) on special teams...**at Cleveland (9/22):** Declared inactive after suffering injury in Week 2 against New Orleans...**vs. Tampa Bay (9/29):** Started at tight end...caught four passes for 41 yards...longest reception of 13 yards...played 44 offensive snaps (45 percent) and seven special teams snaps (18 percent)...**at Seattle (10/3):** Started at tight end...caught three passes for 47 yards...long reception of 20 yards...played 40 offensive snaps (56 percent)...**vs. San Francisco (10/13):** Started at tight end...caught three passes for a team-best 25 yards...long reception of 12 yards...played 30 offensive snaps (57 percent)...**at Atlanta (10/20):** Started at tight end...caught one pass for eight yards...played 49 snaps (64 percent) offensively...**vs. Cincinnati (10/27):** Started at tight end...caught one pass for eight yards...played 34 offensive snaps (55 percent)...**at Pittsburgh (11/10):** Started at tight end...caught three passes for 11 yards...long reception of 12 yards...played 25 snaps offensively (32 percent)...**vs. Chicago (11/17):** Started at tight end...played 42 offensive snaps (76 percent)...**vs. Baltimore (11/25):** Started at tight end...tallied five receptions for 20 yards...longest reception of seven yards...**at Arizona (12/1):** Started at tight end...caught a then career high seven passes for a then career-best 107 receiving yards...caught his second touchdown of the season...averaged 15.3 yards per reception...**vs. Seattle (12/8):** Started at tight end...caught a then career-high seven passes for the second-consecutive game...tallied a career-

high 116 receiving yards, including a 33-yard long reception...became the 12th tight end in franchise history to record over 1,000 receiving yards...**at Dallas (12/15):** Started at tight end...caught a career-high 12 passes for 111 receiving yards, his third-consecutive 100-plus receiving yard game...became just the third tight end in franchise history to record three 100-plus yard receiving games and the first to do so in three-consecutive outings...**at San Francisco (12/21):** Started at tight end...caught nine passes for 104 yards, his fourth-consecutive game with over 100 receiving yards...became the first TE in league history since the 1970 merger to have four consecutive games of seven-plus catches for 100-plus receiving yards...**vs Arizona (12/29):** Started at tight end...caught eight passes for 84 yards...added a receiving touchdown in the fourth quarter, his career-best third touchdown catch of the season.

2018 Season: Started all 16 regular season games and three postseason contests including Super Bowl LIII...hauled in 24 passes for 292 yards and a career-best two touchdowns during regular season action...**vs. Arizona (9/16):** Recorded one catch for three yards and a touchdown, his first of the season...**vs. Chargers (9/23):** Notched two receptions for 25 yards, including a long of 20 yards...**at Seattle (10/7):** Started at tight end...tallied two receptions for 26 yards...**at Denver (10/14):** Started at tight end and saw action on special teams...helped block for RB Todd Gurley II to amass 208 rushing yards and two touchdowns...**at New Orleans (11/4):** Started at tight end...caught two passes for a season-high 40 yards and average of 20.0 yards per catch...with a 33 yard long...**vs. Seattle (11/11):** Started at tight end...totaled a season-high three receptions for 25 yards and one touchdown...his second touchdown of the season, setting a new single-season career high...averaged 8.3 yards per reception...**vs. Kansas City (11/19):** Started at tight end and saw action on special teams...recorded a career-high six receptions for a season-high 68 yards...averaged 10.5 yards per catch...**vs. San Francisco (12/30):** Started at tight end...recorded one reception for a season-long of 36 yards...**Divisional Round vs. Dallas (1/12/19):** Started at tight end...posted two receptions for 30 yards with a long of 19 yards...**Championship Round at New Orleans (1/20/19):** Started at tight end...caught four passes for 25 yards...recorded first-career postseason touchdown...**Super Bowl LIII (2/3/19):** Started at tight end.

2017 Season: Started all 16 games and one postseason contest...tallied a new career-high 25 receptions for 295 yards and one touchdown...**at Dallas (10/1):** Recorded three receptions for 47 yards...**vs. Seattle (10/8):** Led the team in receiving yards with a new personal high of 98 yards on four catches...**at New York Giants (11/5):** Notched one catch for 8 yards and his first touchdown of the season...**vs. Houston (11/12):** Tallied two catches for 22 yards...**vs. New Orleans (11/26):** Recorded three catches for 48 yards...**Wild Card vs. Atlanta (1/6/18):** Totaled one reception for 11 yards.

2016 Season: Started six-of-16 games during rookie campaign...hauled in 11 receptions for 85 yards and scored his first career touchdown...**at San Francisco (9/13):** In his first career NFL game, recorded one reception...**at Tampa Bay (9/25):** Made first career NFL start at tight end...saw significant action on special teams...**at Arizona (10/2):** Saw action at tight end and recorded

one reception...**vs. New York Giants (10/23)**: Recorded one catch for a four-yard gain...**vs. Carolina (11/6)**: Made second career start at tight end...recorded a career-long 31-yard reception...**at New England (12/4)**: Recorded two catches for 16 yards...**vs. Atlanta (12/11)**: Caught one pass for eight yards...**at Seattle (12/15)**: Hauled in a 15-yard reception...**vs. San Francisco (12/26)**: Recorded two receptions for five yards...scored his first career touchown on a two-yard pass from QB Jared Goff.

College: Played in 38 games with 15 starts...earned a midseason addition to the Biletnikoff Watch List in 2015...racked up a pair of 100-yard receiving games and four touchdowns through the first four games of the year and caught at least one touchdown in six of his nine games, including two, two-touchdowns game...named the John Mackey Award Tight End of the Week following the season opener at Vanderbilt when he caught four passes for 102 yards...as a junior in 2014, he tallied 230 yards on 15 receptions, including four touchdowns...notched a breakout performance at No. 19 Marshall when came up with three-touchdowns on six passes for 99 yards, to earn CFPA honorable mention National Tight End of the Week honors...he was also one of only three tight

ends last season to catch at least three touchdowns in a game, joined by FIU's Jonnu Smith and Minnesota's Maxx Williams...became one of just four players in WKU history to catch at least three touchdowns in a single game and the first since 1978...in 2013, saw time in seven games and three starts after converting over from wide receiver...finished the year with 13 catches for 169 yards and a touchdown...redshirted in 2012...as a true freshman in 2011, he played in 11 games...finished the regular season with a pair of catches for 92 yards...tallied his first career catch on a 63-yard touchdown grab.

Personal: Named team MVP and team captain for his senior season at East Lake High School...reeled in 42 receptions as a tight end, leading the county in receptions, to total over 540 receiving yards and eight touchdowns in his final season...finished prep career with over 1,100 yards receiving and 18 touchdowns...earned first-team All-County honors as well as being a Pinellas County All-Star his senior year...rated as a two-star recruit by Rivals.com after lettering all four years in football...also earned a pair of letters on the baseball diamond at the varsity level.



22 Troy Hill



Cornerback • Oregon • Youngstown, Ohio

Ht./Wt.: 5-11/183

NFL Exp.: 6 (5th Rams)

GP/GS, (Playoffs): 58/24,(4/1)

Birth Date: 8/29/1991

Acquired: W(NE)-'15

Transactions: Signed a two-year contract extension (5/30/19)...activated from Rams practice squad (12/13/16)...added to practice squad (11/24/16), after being released from active roster (11/22/16)...acquired by the Rams via waivers from New England (12/31/15)...released from England (12/30/15), after being acquired via waivers from Cincinnati (12/25/15)...released by the Bengals (12/24/15), after spending time on their practice squad...originally signed with Cincinnati as an undrafted free agent (5/8/15).

Pro: Sixth-year pro...played in 58 regular season games, starting 24 at the cornerback position...collected 138 career tackles (110 solo), four interceptions, 21 pass breakups and 1.0 sack.

2020 Season: vs. Dallas (9/13): Started in the season opener...appeared on the field for 70 defensive snaps (97 percent)...posted 5 solo tackles.

2019 Season: Appeared in 14 games with nine starts...started in his final nine games before being inactive in Weeks 16 and 17 with a thumb injury...earned first start of the season in Week 6 against San Francisco... nabbed first interception of the season in Week 11 against Chicago...recorded 1.0 sack, the first of his career, in Week 11 against Chicago...recorded two interceptions for the second-consecutive season with a pick vs. Seattle in Week 14...**at Carolina (9/8):** Assisted on a pair of tackles in special teams action...played 27 snaps on special teams (77 percent)...**vs. New Orleans (9/15):** Played five snaps defensively (eight percent) and 22 snaps on special teams (81 percent)...**at Cleveland (9/22):** Played two defensive snaps (three percent) and 18 special teams snaps (75 percent)...**vs. Tampa Bay (9/29):** Recorded one tackle defensively...played 11 snaps defensively (15 percent) and 30 special teams plays (79 percent)...**at Seattle (10/3):** Recorded one tackle defensively...played four defensive snaps and 24 plays on special teams (77 percent)...**vs. San Francisco (10/13):** Started at cornerback...recorded five tackles (four solo)...had one pass defensed...played all 78 defensive snaps, while also playing nine special teams snaps (35 percent)...**at Atlanta (10/20):** Started at cornerback...recorded four solo tackles and one quarterback hit...played 46 snaps defensively (84 percent)...**vs. Cincinnati (10/27):** Started at cornerback...recorded three solo tackles and one pass defensed...played 59 snaps defensively (71 percent)...**at Pittsburgh (11/10):** Started at cornerback...recorded seven solo tackles and one pass defensed while playing all 74 defensive snaps...**vs. Chicago (11/17):** Started at cornerback...became first member of Rams' secondary to record an interception and a sack in the same game since Janoris Jenkins in 2013...recorded second-most tackles on L.A.'s defense with six solo stops...added three passes defensed...**vs. Baltimore (11/25):** Started at cornerback...recorded seven tackles (four solo)...played 77 defensive snaps (99 percent)...**at Arizona (12/1):** Started at cornerback...recorded three tackles (one solo) while playing 39 defensive snaps (61 percent)...**vs. Seattle (12/8):** Started at cornerback...recorded three tackles (two solo)...snared his second interception of the season, picking off Seahawks QB Russell Wilson in the end zone on Seattle's final drive of the game...added two passes defensed while playing all 67 defensive snaps...**at Dallas (12/15):** Started at cornerback...recorded one solo tackle while playing eight defensive snaps (11 percent) before leaving the game due to an injury...**at San**

Francisco (12/21): Declared inactive... **vs. Arizona (12/29):** Declared inactive.

2018 Season: Played in all 16 games of the regular season, earning seven starts in place of injured CB Aqib Talib...appeared in all three postseason contests including Super Bowl LIII...finished the regular season with 34 tackles (29 solo), five passes defensed and a career-best two interceptions...**vs. Chargers (9/23):** Saw action at cornerback and on special teams...recorded one tackle on defense...**at Seattle (10/7):** Started at cornerback and saw action on special teams...notched five tackles (three solo) and one pass deflection...**at Denver (10/14):** Started at cornerback...split the team lead in tackles with seven solo...**at San Francisco (10/21):** Started at cornerback and saw action on special teams...recorded four tackles (four solo) on defense, one pass deflection and his first career interception...**vs. Green Bay (10/28):** Started at cornerback and saw two snaps on special teams...notched one solo tackle and one pass defensed...**at New Orleans (11/4):** Made his fifth-consecutive start at cornerback and tallied four solo tackles...**vs. Seattle (11/11):** Started at cornerback...tallied three solo tackles and one tackle for loss...**vs. Kansas City (11/19):** Started at cornerback and saw action on special teams...totaled four tackles on defense (two solo)...**at Detroit (12/2):** Saw action at cornerback and on special teams...notched one interception (second of career) and two pass deflections...**at Arizona (12/23):** Saw action on defense and special teams...totaled three solo tackles on defense...**vs. San Francisco (12/30):** Saw action on defense and special teams...registered two solo tackles on defense...**Divisional Round vs. Dallas (1/12/19):** Saw action on defense and special teams...recorded one special teams tackle...**Championship Round at New Orleans (1/20/19):** Saw action on special teams...**Super Bowl LIII (2/3/19):** Saw action on defense and special teams.

2017 Season: Played in 12 games of the regular season with three starts and one postseason start...finished the regular season with 18 tackles and five passes defensed...**at San Francisco (9/21):** Saw action at corner and on special teams...made one solo tackle and had two passes defensed...**at Dallas (10/1):** Saw action at corner and on special teams...recorded one special teams tackle...recovered one fumble on a punt return...**at Seattle (12/17):** Started at cornerback and saw action on special teams...recorded one solo tackle and two passes defensed...**at Tennessee (12/24):** Started at cornerback and saw action on special teams...recorded nine assisted tackles and one pass defensed...**vs. San Francisco (12/31):** Started at cornerback and saw action on special teams...registered three defensive tackles (two solo)...**Wild Card vs. Atlanta (1/6/18):** Started at cornerback...recorded six tackles (five solo) and three passes defensed.

2016 Season: Saw action in 12 contests and started four at cornerback...spent three weeks on practice squad...finished with 38 tackles (35 solo) and three passes defensed...played a significant role on special teams...**vs. Seattle (9/18):** Recorded three tackles (three solo)...also defensed one pass...**at Tampa Bay (9/25):** Made his first career NFL start at cornerback...recorded a team-high, and career-high 11 tackles (10 solo), and defensed a

pass...**at Arizona (10/2)**: Started at right cornerback...tallied four tackles (three solo)...**at Detroit (10/16)**: Started his third game of the season at cornerback...tallied seven tackles (six solo)...**vs. New York Giants (10/23)**: Started at cornerback...recorded eight solo tackles...**vs. Carolina (11/6)**: Saw significant action at cornerback and on special teams...**at New York Jets (11/13)**: Recorded four solo tackles and one pass defended...**at Seattle (12/15)**: Promoted from practice squad to active roster...recorded one solo tackle...**vs. San Francisco (12/26)**: Saw significant action on special teams...recorded one special teams tackle.

2015 Season: Played in three games with Cincinnati: at Cleveland (12/6), vs. Pittsburgh (12/13), at San Francisco (12/20).

College: As a senior in 2014, finished seventh on the team in tackles (71) but third in unassisted efforts (59)...second-team Pac-12 all-conference choice and 14-game starter ranked second in the league (1.46 avg.) in passes defended and 11th nationally...in 2013, was the Ducks' fifth-leading tackler among their defensive backs assumed the role as the program's top

reserve cornerback and nickel-back...finished the year with 29 tackles (21 solo) and four deflected passes...in 2012, appeared in 10 games, with 22 of his 26 tackles being unassisted...in 2011, started six of his 14 appearances...in 2010, worked with the scout team during redshirt season.

Personal: Played defensive back and wide receiver for St. Bonaventure...2009 All-Channel League First-Team Defense...2008 second-team All-State Junior by CalHiSports.com...posted 46 tackles and five interceptions for the Seraphs his junior season in 2008...also returned one kickoff for a touchdown and took one of his five picks back for a score...earned a three-star rating from Scout.com...also a three-star recruit according to Rivals.com and the No. 32 corner in the country...parents: Jim Gilmer and Sandra Jennings...has two brothers and two sisters...majored in general social science.



88 Brycen Hopkins



Tight End • Purdue • Nashville, Tenn.

Ht./Wt.: **6-4/245**
 NFL Exp.: **Rookie**
 GP/GS, (Playoffs): **0/0, (0/0)**
 Birth Date: **3/27/1997**
 Acquired: **D4-'20 (No. 136 Overall)**

Transactions: Selected by the Rams in the fourth round (136th overall) of the 2020 NFL Draft (4/25/20).

Pro: Did not appear in the season opener against Dallas.

2020 Season: vs. Dallas (9/13): Declared inactive.

College: As a senior in 2019, Hopkins was named team co-captain...named John Mackey Tight End of the Week after catching six passes for 84 yards and a touchdown at Nevada...posted three receptions for 41 yards and two touchdowns against Vanderbilt, marking his second-career two-touchdown game...recorded career highs with 10 receptions for 140 yards against Maryland, the most receptions and receiving yards by a Purdue tight end since 2007...finished with eight receptions for 127 yards and two touchdowns at Wisconsin...became the first Purdue tight end since 1997 to put up eight receptions, 100 yards and two touchdowns in the same game...tallied eight receptions for 142 yards and two touchdowns against Indiana...his 72-yard touchdown catch was a team season-long reception...in 2018 as a junior, Hopkins appeared in all 13 games, making four starts...caught 34 passes for 583 yards and two touchdowns on the season...averaged a team-high 17.1 yards per reception...recorded

five receptions for 136 yards, both season-highs, and a touchdown against Missouri...tied a season-high with five receptions for 103 yards and a touchdown at Nebraska...as a sophomore in 2017, appeared in 12 games as a reserve...caught 25 passes for 349 yards and three touchdowns on the year...posted three receptions for 34 yards and a touchdown vs. No. 16 Louisville...recorded a season-high four receptions for 85 yards and a touchdown vs. Ohio...finished with three receptions for 29 yards and a touchdown vs. No. 8 Michigan...as a redshirt freshman in 2016, appeared in 11 games, making one start...caught 10 passes for 183 yards and four touchdowns on the year...produced a 51-yard touchdown reception vs. Nevada...recorded a season-high three catches for 80 yards and a pair of touchdowns vs. Iowa...in 2015 as a freshman he saw no action.

Personal: As a senior, Hopkins was named All-State Division II-AA...also earned letters in basketball (four years) and baseball (two years)...father, Brad, played football at the University of Illinois...majored in selling and sales management.



Brycen Hopkins, NFL Statistics



Year	Team	Games	No.	Receiving				Att.	Rushing			TD
				Yards	Avg.	Long	TD		Yards	Avg.	Long	
2020	Los Angeles Rams	0	0	0	0.0	0	0	0	0	0.0	0	0
Totals		0	0	0	0.0	0	0	0	0	0.0	0	0



Brycen Hopkins, Game-By-Game



2020 Los Angeles Rams

Game	W/L	P/S	Receiving				TD	Rushing				
			No.	Yards	Avg.	Long		Att.	Yards	Avg.	Long	TD
Dal 9/13	-	0/0	Inactive									
at Phi 9/20	-	0/0	0	0	0.0	0	0	0	0.0	0	0	0
at Buf 9/27	-	0/0	0	0	0.0	0	0	0	0.0	0	0	0
NYG 10/4	-	0/0	0	0	0.0	0	0	0	0.0	0	0	0
at Was 10/11	-	0/0	0	0	0.0	0	0	0	0.0	0	0	0
at SF 10/18	-	0/0	0	0	0.0	0	0	0	0.0	0	0	0
Chi 10/26	-	0/0	0	0	0.0	0	0	0	0.0	0	0	0
at Mia 11/1	-	0/0	0	0	0.0	0	0	0	0.0	0	0	0
Sea 11/15	-	0/0	0	0	0.0	0	0	0	0.0	0	0	0
at TB 11/23	-	0/0	0	0	0.0	0	0	0	0.0	0	0	0
SF 11/29	-	0/0	0	0	0.0	0	0	0	0.0	0	0	0
at Ari 12/6	-	0/0	0	0	0.0	0	0	0	0.0	0	0	0
NE 12/10	-	0/0	0	0	0.0	0	0	0	0.0	0	0	0
NYJ 12/19	-	0/0	0	0	0.0	0	0	0	0.0	0	0	0
at Sea 12/27	-	0/0	0	0	0.0	0	0	0	0.0	0	0	0
Ari 1/3/21	-	0/0	0	0	0.0	0	0	0	0.0	0	0	0
Totals	0-0	0/0	0	0	0.0	0	0	0	0.0	0	0	0



83 Trishton Jackson



Wide Receiver • Syracuse • West Bloomfield, Mich.

Ht./Wt.: **6-1/191**
 NFL Exp.: **Rookie**
 GP/GS, (Playoffs): **0/0, (0/0)**
 Birth Date: **3/9/1998**
 Acquired: **UDFA-'20**

Transactions: Signed by the Rams as an undrafted rookie free agent (5/4/20).

Pro: Did not appear in the season opener against Dallas.

2020 Season: vs. Dallas (9/13): Declared inactive.

College: Enrolled at Syracuse in January 2018 after playing his freshman and sophomore seasons at Michigan State...sat out the 2018 regular season due to NCAA transfer rules...made his Syracuse debut in the Camping World Bowl versus West Virginia and caught a touchdown...in 2019 as a senior he appeared in all 12 games, starting 11...he led the Orange with 66 catches...All-ACC Second Team...ranked No. 6 in the ACC with 1,023 receiving yards...tied for fourth in the ACC and 19th nationally with 11 TD catches...five catches of 50+ yards and eight 40+ yard receptions...second on the team with 1,026 all-purpose yards...

in 2017 as a sophomore at Mich. State played in 12 games, starting four...had 12 receptions for 143 yards (11.9 avg.)...in his first career start, caught three balls for 41 yards versus Bowling Green...as a freshman in 2016 played in nine games...had five catches for 89 yards (17.8 avg.) and a TD...earned one of MSU's three "Unsung Hero" awards after catching two passes for 67 yards, including a 50-yard TD late in the season against Rutgers.

Personal: At West Bloomfield High School saw action at quarterback, wide receiver, cornerback and kick returner...number 49 athlete in the class of 2016, according to ESPN...four-year starter in both football and basketball...full name Trishton Othello Jackson...son of Carol and Obbie Jackson...cousin, Braylon Edwards, was an All-America receiver at Michigan and played nine seasons in the NFL from (2005-12)...Human development and family science major.



Trishton Jackson, NFL Statistics



Year	Team	Games	Receiving					Rushing					
			No.	Yards	Avg.	Long	TD	Att.	Yards	Avg.	Long	TD	
2020	Los Angeles Rams	0	0	0	0.0	0	0	0	0	0	0.0	0	0
Totals		0	0	0	0.0	0	0	0	0	0	0.0	0	0



Trishton Jackson, Game-By-Game



2020 Los Angeles Rams

Game	W/L	P/S	Receiving				Rushing					
			No.	Yards	Avg.	Long	TD	Att.	Yards	Avg.	Long	TD
Dal 9/13	W	0/0	Inactive									
at Phi 9/20	-	0/0	0	0	0.0	0	0	0	0.0	0	0	0
at Buf 9/27	-	0/0	0	0	0.0	0	0	0	0.0	0	0	0
NYG 10/4	-	0/0	0	0	0.0	0	0	0	0.0	0	0	0
at Was 10/11	-	0/0	0	0	0.0	0	0	0	0.0	0	0	0
at SF 10/18	-	0/0	0	0	0.0	0	0	0	0.0	0	0	0
Chi 10/26	-	0/0	0	0	0.0	0	0	0	0.0	0	0	0
at Mia 11/1	-	0/0	0	0	0.0	0	0	0	0.0	0	0	0
Sea 11/15	-	0/0	0	0	0.0	0	0	0	0.0	0	0	0
at TB 11/23	-	0/0	0	0	0.0	0	0	0	0.0	0	0	0
SF 11/29	-	0/0	0	0	0.0	0	0	0	0.0	0	0	0
at Ari 12/6	-	0/0	0	0	0.0	0	0	0	0.0	0	0	0
NE 12/10	-	0/0	0	0	0.0	0	0	0	0.0	0	0	0
NYJ 12/19	-	0/0	0	0	0.0	0	0	0	0.0	0	0	0
at Sea 12/27	-	0/0	0	0	0.0	0	0	0	0.0	0	0	0
Ari 1/3/21	-	0/0	0	0	0.0	0	0	0	0.0	0	0	0
Totals	1-0	0/0	0	0	0.0	0	0	0	0.0	0	0	0



12 Van Jefferson



Wide Receiver • Florida • Brentwood, Tenn.

Ht./Wt.: **6-1/200**
 NFL Exp.: **Rookie**
 GP/GS, (Playoffs): **1/0, (0/0)**
 Birth Date: **7/26/1996**
 Acquired: **D2B-'20 (No. 57 Overall)**

Transactions: Selected by the Rams in the second round (57th overall) of the 2020 NFL Draft (4/24/20).

Pro: Appeared in the season opener against the Dallas Cowboys. professional reception.

2020 Season: vs. Dallas (9/13): Appeared in 33 offensive snaps (45 percent) in his NFL debut...hauled in a 31-yarder for his first professional reception.

College: Appeared in 45 games in his collegiate career at Florida (23 games in 2018-19) and Ole Miss (22 games 2015-17)... finished his career with 2,159 yards on 175 receptions (12.3 avg.) and 16 touchdowns. In 2019 as a senior, Jefferson started all 13 games and led the Gators with 657 yards on 49 receptions (13.4 yards/reception.) and six touchdowns...set new career highs in three different categories; eight receptions at LSU, 129 yards against Virginia and a 69-yard catch vs. UT-Martin...in 2018, the Tenn., native started all 13 games at the University of Florida in his first season on campus...led the Gators in receptions (35), receiving yards (503), receiving touchdowns (six) and average yards per game (38.7)...returned three punts for 17 yards with a long of nine yards...ranked fourth on the team in points scored (36) and all-purpose yards (520)...scored a pair of touchdowns against Charleston Southern in the season opener with four catches for 34 yards...only Gator receiver to grab multiple touchdowns in a single game and tally three games with at least 50 receiving yards...totaled four grabs for 92 yards and a touchdown at Florida State...in 2017 during his final season at Ole Miss, Jefferson

played 10 games, starting at slot receiver in the first three games of the season...finished second on the team with 42 receptions... recorded 456 receiving yards and one touchdown...had his best game of the season at Cal when he hauled in a career-high 10 catches for 94 yards...was Ole Miss' second-leading receiver at No. 12 Auburn with 89 yards off eight catches...recorded his first and only touchdown of the season at Kentucky...in 2016 after his 2015 red shirt freshman season, he earned First Team Freshman All-SEC accolades from the league's coaches and Gridiron Now... finished second on team with 49 catches, third with 543 receiving yards and caught three touchdown passes...returned four punts for 11 yards and rushed five times for 40 yards on the season... ranked second among SEC freshmen with 4.1 catches/game and third with 45.2 receiving ypg...in his collegiate debut against Florida State, he recorded two catches for 23 yards and a 20-yard touchdown.

Personal: As a prep standout, Jefferson was selected to play in the U.S. Army All-American Bowl and Nike's The Opening camp... garnered Tennessee Sports Writers Association All-State and The Tennessean All-Midstate honors, hauling in 67 catches for 1,223 yards and 13 touchdowns, helping lead Ravenwood to a 14-1 record and a Class 6A runner-up finish...son of Shawn and Maria Jefferson...full name is Vanchii Lashawn Jefferson Jr...his father played 13 years in the NFL as a wide receiver and has coached in the NFL as a wide receivers coach for the Detroit Lions, Tennessee Titans, the Miami Dolphins and currently the New York Jets.



Van Jefferson, NFL Statistics



Year	Team	GP/GS	Receiving					Rushing				
			No.	Yards	Avg.	Long	TD	Att.	Yards	Avg.	Long	TD
2020	Los Angeles Rams	1/0	1	31	31.0	31	0	0	0	0.0	0	0
Totals		1/0	1	31	31.0	31	0	0	0	0.0	0	0



Van Jefferson, Game-By-Game



2020 Los Angeles Rams

Game	W/L	P/S	Receiving					Rushing				
			No.	Yards	Avg.	Long	TD	Att.	Yards	Avg.	Long	TD
Dal 9/13	W	1/0	1	31	31.0	31	0	0	0.0	0	0	
at Phi 9/20	-	0/0	0	0	0.0	0	0	0	0.0	0	0	
at Buf 9/27	-	0/0	0	0	0.0	0	0	0	0.0	0	0	
NYG 10/4	-	0/0	0	0	0.0	0	0	0	0.0	0	0	
at Was 10/11	-	0/0	0	0	0.0	0	0	0	0.0	0	0	
at SF 10/18	-	0/0	0	0	0.0	0	0	0	0.0	0	0	
Chi 10/26	-	0/0	0	0	0.0	0	0	0	0.0	0	0	
at Mia 11/1	-	0/0	0	0	0.0	0	0	0	0.0	0	0	
Sea 11/15	-	0/0	0	0	0.0	0	0	0	0.0	0	0	
at TB 11/23	-	0/0	0	0	0.0	0	0	0	0.0	0	0	
SF 11/29	-	0/0	0	0	0.0	0	0	0	0.0	0	0	
at Ari 12/6	-	0/0	0	0	0.0	0	0	0	0.0	0	0	
NE 12/10	-	0/0	0	0	0.0	0	0	0	0.0	0	0	
NYJ 12/19	-	0/0	0	0	0.0	0	0	0	0.0	0	0	
at Sea 12/27	-	0/0	0	0	0.0	0	0	0	0.0	0	0	
Ari 1/3/21	-	0/0	0	0	0.0	0	0	0	0.0	0	0	
Totals	1-0	1/0	1	31	31.0	31	0	0	0.0	0	0	



43 John Johnson III



Safety • Boston College • West Hyattsville, Md.

Ht./Wt.: 6-0/209

NFL Exp.: 4 (4th Rams)

GP/GS, (Playoffs): 39/33, (4/4)

Birth Date: 12/19/1995

Acquired: D3B-17 (No. 91 Overall)

Transactions: Selected by the Rams in the third round (91st overall) of the 2017 NFL Draft (4/29/17).

Pro: Fourth-year pro, has played in 39 regular season games (33 starts) and four postseason contests (four starts) for the Rams since being drafted in 2017...started 11 contests as a rookie...snared first-career interception in first-career start against Seattle (10/8/17) and returned it 69 yards.

2020 Season: vs. Dallas (9/13): Started at safety...saw action all defensive snaps (72)...posted four total tackles (three solo).

2019 Season: Appeared in six games before being placed on injured reserve with a shoulder injury...snared two interceptions, defended two passes and tallied 51 tackles (24 solo) in his six games...**at Carolina (9/8):** Recorded 11 tackles in start at safety (six solo)...added one tackle for loss...one of two players to play all 67 defensive snaps for L.A...**vs. New Orleans (9/15):** Intercepted Saints QB Drew Brees on opening drive of the game...tallied six tackles (four solo)...one tackle for loss and one pass defended...played 63 snaps defensively (97 percent)...**at Cleveland (9/22):** Started at safety and played all 72 snaps defensively...recorded a team-high nine tackles...intercepted Browns QB Baker Mayfield in the final minute of the game to seal the win...second time in his career he tallied an interception in consecutive games...added one pass defended...**vs. Tampa Bay (9/29):** Started at safety and recorded 11 tackles (six solo)...played 73 defensive snaps (99 percent)...**at Seattle (10/3):** Recorded five tackles (two solo)...played 66 defensive snaps (89 percent)...also played seven special teams snaps...**vs. San Francisco (10/13):** Recorded nine tackles (four solo) while playing 62 defensive snaps (79 percent)...**at Atlanta (10/20):** Placed on injured reserve.

2018 Season: Started all 16 regular season games and three postseason contests, including Super Bowl LIII...posted a career-high 119 tackles (82 solo), 11 passes defended, four interceptions and one forced fumble...his 119 tackles were the second-most by a non-linebacker in the NFL this season...**at Oakland (9/10):** Started at safety...recorded nine tackles (six solo)...notched two passes defended and one interception in the endzone to halt a scoring drive...**vs. Chargers (9/23):** Recorded four tackles (two solo) and forced his first career fumble...played all 52 defensive snaps...**vs. Minnesota (9/27):** Notched a team-high 11 tackles (six solo) and two pass deflections...played all 74 defensive snaps...**at Seattle (10/7):** Started at strong safety...tallied six tackles (three solo) and one quarterback hit...played all 60 defensive snaps...**at Denver (10/14):** Started at safety and saw action on special teams...recorded four tackles (two solo), one pass defended, one quarterback hit and one interception...marked his second interception of 2018 and set a new season high...played all 66 defensive snaps...**at San Francisco (10/21):** Started at safety and saw action on special teams...notched two tackles (two solo) on defense, one pass defended and one interception...**vs. Seattle (11/11):** Started at strong safety...compiled six tackles (four solo) on defense and one special teams tackle...**vs. Kansas City (11/19):** Started at strong safety and saw action on special teams...paced the team with 11 total tackles on defense (nine solo), including one for loss...played all 72 defensive snaps...**at Detroit (12/2):** Started at strong safety and saw action on special teams...posted a team-best 12 tackles (10 solo)...played all 72 defensive snaps...**at Chicago (12/9):** Started at strong safety...totaled six tackles (five solo) including one for loss, one pass

defended and one interception (fourth of season, fifth of career)...played 70-of-71 defensive snaps...**vs. Philadelphia (12/16):** Started at strong safety...played all 64 defensive snaps...led the team in total tackles (14) and solo tackles (11), both new single-game career-highs...added one pass defended...eclipsed the 100-tackle mark for the first time in his career...**vs. San Francisco (12/30):** Started at strong safety...led the team with eight tackles (five solo)...added one pass defended...**Divisional Round vs. Dallas (1/12/19):** Started at safety...shared the team lead with seven tackles (four solo)...played all 58 defensive snaps...**Championship Round at New Orleans (1/20/19):** Started at safety...notched four tackles (three solo), one pass defended and first-career postseason interception...played all 67 defensive snaps...**Super Bowl LIII (2/3/19):** Started at safety...compiled seven tackles (five solo).

2017 Season: Played in all 16 games of the regular season with 11 starts and one postseason start...finished the regular season with 91 tackles, 11 passes defended, one interception and one tackle for loss...**at San Francisco (9/21):** Saw action at defensive back and on special teams...recorded two special teams tackles...**vs. Seattle (10/8):** Started at safety first-career start and saw action on special teams...notched his first career interception and returned it 69 yards for the 10th longest interception return in Rams history...added six tackles on defense including two solo stops and 2 pass breakups...**at Jacksonville (10/15):** Started at safety and saw action on special teams...notched five tackles (three solo) and two passes defended...**at Minnesota (11/19):** Started at safety and saw action on special teams...recorded 12 tackles (seven solo)...**vs. New Orleans (11/26):** Started at safety and saw action on special teams...recorded six solo tackles and two passes defended...**at Arizona (12/3):** Started at safety and saw action on special teams...tallied eight tackles (six solo) and two passes defended...**vs. Philadelphia (12/10):** Started at safety and saw action on special teams...recorded a team-leading 13 tackles (six solo) and two passes defended...**at Seattle (12/17):** Started at safety and saw action on special teams...totaled a team-leading six tackles (two solo) and one pass defended...**Wild Card vs. Atlanta (1/6/18):** Started at safety...totaled six tackles (four solo).

College: Started all 13 games at free safety as a senior in 2016...served as a team captain...finished the season second on the Eagles with 77 tackles...led the team with three interceptions, racking up 47 return yards...notched 2.5 tackles for a loss, 1.0 sack, nine pass breakups, two fumbles recovered and one forced...tied for third in the ACC with three interception returns...part of a defense that ranked on eight top 10 lists, including ninth in total defense (314.2 yards/game), second in sacks (3.62 sacks/game) and 10th in turnovers gained (27)...notched a single-game high 12 tackles (12/26/16)...started all 12 games in 2015...played the first nine games at strong safety before starting the last three games at left corner back...totaled 63 tackles, three interceptions, two forced fumbles, three pass breakups and one blocked kick...member of the BC defense that ranked No. 1 nationally in total yards (254.3), and part of the Eagles' defensive backfield that was ranked fifth nationally in passing efficiency allowed (104.66)...played in eight games as a sophomore with two starts...recorded 25 tackles on the season, including 28 solo stops...saw action in 12 games at cornerback and on special teams as a freshman.



35 Xavier Jones



Running Back • SMU • Spring, Texas

Ht./Wt.: 5-11/208
 NFL Exp.: Rookie
 GP/GS, (Playoffs): 1/0, (0/0)
 Birth Date: 8/24/1997
 Acquired: UDFA-'20

Transactions: Signed by the Rams as an undrafted rookie free agent (5/4/20).

Pro: Made his NFL debut appearing on special teams in the season opener against Dallas.

2020 Season: vs. Dallas (9/13): Appeared in the season opener on special teams for eight snaps and tallied one tackle.

College: Played 5 seasons at SMU after receiving a medical redshirt his 2016 sophomore season...in 2019 as a senior he started all 13 games...led the nation in scoring (11.5ppg) and rushing TDs (23)...registered a team-leading 244 carries for 1,276 yards...added 20 receptions for 90 yards and two TDs...had 1,366 all-purpose yards...had at least one TD in every game this season with multiple TDs in nine of 13 games...one of only six Mustangs all-time to have multiple 1,000-yard rushing seasons (2017, 2019)...set SMU records for season TDs (25), season rushing TDs (23), season points (150) and tied the career TD mark (48) and career point total (288)...All-AAC first team and

was AAC Offensive Player of the Week once...in 2018 as a junior he played in 10 games, making one start...registered 69 carries for 311 yards and two TDs...had 10 catches for 95 yards and one TD...as a sophomore in 2017 he played in all 13 games, making 12 starts...led the team with 1,075 yards on 182 carries...was second on the team with nine rushing touchdowns...registered 84 yards on 14 receptions...had a career-high 175 rushing yards at Memphis...2016 was his medical redshirt season but he got action in three games, rushing for 160 yards, including SMU's first TD of the season on a career-long 49-yard TD run...as a freshman in 2015 he played in all 12 games, starting six...had 634 rushing yards on 152 carries adding 10 TDs... tied for second on the team for most points with 60...threw for 79 yards and two TDs...set the most rushing TDs by a freshman school record with 10.

Personal: Was a first-team All-District selection at return specialist as a sophomore in high school playing for Sam Parker at Spring... had offers from Memphis and others.



Xavier Jones, NFL Statistics



Year	Team	GP/GS	Receiving					Rushing					
			No.	Yards	Avg.	Long	TD	Att.	Yards	Avg.	Long	TD	
2020	Los Angeles Rams	1/0	0	0	0.0	0	0	0	0	0	0.0	0	0
Totals		1/0	0	0	0.0	0	0	0	0	0	0.0	0	0



Xavier Jones, Game-By-Game

2020 Los Angeles Rams

Game	W/L	P/S	Rushing					Receiving					
			No.	Yards	Avg.	Long	TD	Att.	Yards	Avg.	Long	TD	
Dal 9/13	W	1/0	0	0	0.0	0	0	0	0	0.0	0	0	0
at Phi 9/20	-	0/0	0	0	0.0	0	0	0	0	0.0	0	0	0
at Buf 9/27	-	0/0	0	0	0.0	0	0	0	0	0.0	0	0	0
NYG 10/4	-	0/0	0	0	0.0	0	0	0	0	0.0	0	0	0
at Was 10/11	-	0/0	0	0	0.0	0	0	0	0	0.0	0	0	0
at SF 10/18	-	0/0	0	0	0.0	0	0	0	0	0.0	0	0	0
Chi 10/26	-	0/0	0	0	0.0	0	0	0	0	0.0	0	0	0
at Mia 11/1	-	0/0	0	0	0.0	0	0	0	0	0.0	0	0	0
Sea 11/15	-	0/0	0	0	0.0	0	0	0	0	0.0	0	0	0
at TB 11/23	-	0/0	0	0	0.0	0	0	0	0	0.0	0	0	0
SF 11/29	-	0/0	0	0	0.0	0	0	0	0	0.0	0	0	0
at Ari 12/6	-	0/0	0	0	0.0	0	0	0	0	0.0	0	0	0
NE 12/10	-	0/0	0	0	0.0	0	0	0	0	0.0	0	0	0
NYJ 12/19	-	0/0	0	0	0.0	0	0	0	0	0.0	0	0	0
at Sea 12/27	-	0/0	0	0	0.0	0	0	0	0	0.0	0	0	0
Ari 1/3/21	-	0/0	0	0	0.0	0	0	0	0	0.0	0	0	0
Totals	1-0	1/0	0	0	0.0	0	0	0	0	0.0	0	0	0



69 Sebastian Joseph-Day



Defensive Line • Rutgers • Stroudsburg, Pa.

Ht./Wt.: 6-4/310

NFL Exp.: 2 (3rd Rams)

GP/GS, (Playoffs): 17/16, (0/0)

Birth Date: 3/21/1995

Acquired: D6C-2018 (No. 195 Overall)

Transactions: Selected by the Rams in the sixth round (195th overall) of the 2018 NFL Draft (4/28/18).

Pro: Second-year pro...earned a starting spot at nose tackle during training camp in 2019...has played in 17 regular season games (16 starts) and recorded 47 tackles.

2020 Season: vs. Dallas (9/13): Started the season opener on the defensive line...tallied three tackles (two solo) with one hit on QB Dak Prescott.

2019 Season: Appeared in all 16 games with 15 starts at nose tackle...finished season with 45 tackles (25 solo) and 2.0 sacks... posted first-career sack in a Week 4 contest against Tampa Bay...**at Carolina (9/8):** Earned first career start in first game being active...played 36 snaps defensively (54 percent)... **vs. New Orleans (9/15):** Started at nose tackle...recorded first NFL tackle...played 22 snaps defensively (34 percent) and four snaps (15 percent) on special teams...**at Cleveland (9/22):** Started at nose tackle...tallied one tackle...played 17 snaps defensively (24 percent) and four special teams snaps (17 percent)...**vs. Tampa Bay (9/29):** Started at nose tackle...recorded 1.0 sack, the first of his career...added three solo tackles...played 37 defensive snaps (50 percent) and 11 special teams plays (29 percent)...**at Seattle (10/3):** Started at nose tackle...recorded a career-high six tackles (three solo)...tallied one quarterback hit...played 40 defensive snaps (54 percent)...**vs. San Francisco (10/13):** Started at nose tackle...tied a career-high with six tackles (five solo)...had one tackle for loss and one quarterback hit...played 44 defensive snaps (56 percent)...**at Atlanta (10/20):** Started at nose tackle... recorded one solo tackle while playing 12 defensive snaps (22 percent)...**vs. Cincinnati (10/27):** Recorded one solo tackle while playing 21 snaps defensively (25 percent)...**at Pittsburgh (11/10):** Assisted on one tackle while playing 37 snaps defensively (50 percent)...played seven special teams snaps (19 percent)...**vs. Chicago (11/17):** Started at nose tackle...recorded five tackles (two solo)...contributed to a run defense that allowed just 74 yards in the game...**vs. Baltimore (11/25):** Started at nose tackle...tallied three tackles (two solo) while playing 54 defensive

snaps (69 percent)...**at Arizona (12/1):** Started at nose tackle... recorded four tackles (three solo)...added 1.0 sack, one tackle for loss and a quarterback hit...**vs. Seattle (12/8):** Started at nose tackle...assisted on one tackle while playing 17 defensive snaps (25 percent)...**at Dallas (12/15):** Started at nose tackle... recorded four tackles (two solo) while playing 39 defensive snaps (56 percent)...**at San Francisco (12/21):** Started at nose tackle... tallied four tackles (two solo) including one tackle for loss...**vs. Arizona (12/29):** Started at nose tackle...recorded three tackles (one solo).

2018 Season: Spent the entire season on the Rams 53-man roster...declared inactive for all 16 regular season games and three postseason contests.

College: Fifth-year senior played in 50 career games overall, including 49 consecutive to end career...as a senior, in 2017, started all 12 games at nose tackle...named honorable mention All-Big Ten in the coaches' vote...split the Homer Hazel Award for the team's MVP...named to the Academic All-Big Ten list for the third-straight year...honored as the team's recipient of the Big Ten Sportsmanship Award...totaled 41 tackles with 4.5 for a loss, 1.5 sacks, one pass batted down, one forced fumble one blocked field goal...in 2016, as a junior, played in all 12 games with 11 starts at nose tackle...named to the Academic All-Big Ten list...made 30 tackles on the season with 3.5 for loss, 1.0 sack, one forced fumble and one blocked field goal...as a sophomore in 2015, started all 12 games at nose tackle...one-of-22 in the program to be named Academic All-Big Ten...finished third on the team with 5.5 TFL...totaled 22 tackles on the season... as a redshirt freshman in 2014, played in all 13 games on the defensive line...registered three total tackles on the season...as a true freshman in 2013, appeared in one game before receiving a medical redshirt.

Personal: Received undergraduate degree in journalism and media studies...was a graduate student in the labor studies program his final year at Rutgers.



Sebastian Joseph-Day, NFL Statistics



Regular Season

Year	Team	G/S	Tackles			Sacks	Yards	Int.	Interceptions			PD	Fumbles		
			Total	Solo	Asst.				Yards	Long	TD		FF	FR	Yards
2018	Los Angeles Rams	0/0	-	-	-	-	-	-	-	-	-	-	-	-	-
2019	Los Angeles Rams	16/15	45	25	19	2.0	10.0	0	0	0	0	0	0	0	0
2020	Los Angeles Rams	1/1	3	2	1	0.0	0.0	0	0	0	0	0	0	0	0
Totals		17/16	48	27	20	2.0	10.0	0	0	0	0	0	0	0	0

Postseason

Year	Team	G/S	Tackles			Sacks	Yards	Int.	Interceptions			PD	Fumbles		
			Total	Solo	Asst.				Yards	Long	TD		FF	FR	Yards
2018	Los Angeles Rams	0/0	-	-	-	-	-	-	-	-	-	-	-	-	-
Totals		0/0	0	0	0	0.0	0.0	0	0	0	0	0	0	0	0



Sebastian Joseph-Day, Game-By-Game



2020 Los Angeles Rams

Game	W/L	P/S	T	S	A	Sk	Yds	Int	Yds	Lg	TD	PD	FF	FR	Yds
Dal 9/13	W	1/1	3	2	1	0.0	0.0	0	0	0	0	0	0	0	0
at Phi 9/20	-	0/0	0	0	0	0.0	0.0	0	0	0	0	0	0	0	0
at Buf 9/27	-	0/0	0	0	0	0.0	0.0	0	0	0	0	0	0	0	0
NYG 10/4	-	0/0	0	0	0	0.0	0.0	0	0	0	0	0	0	0	0
at Was 10/11	-	0/0	0	0	0	0.0	0.0	0	0	0	0	0	0	0	0
at SF 10/18	-	0/0	0	0	0	0.0	0.0	0	0	0	0	0	0	0	0
Chi 10/26	-	0/0	0	0	0	0.0	0.0	0	0	0	0	0	0	0	0
at Mia 11/1	-	0/0	0	0	0	0.0	0.0	0	0	0	0	0	0	0	0
Sea 11/15	-	0/0	0	0	0	0.0	0.0	0	0	0	0	0	0	0	0
at TB 11/23	-	0/0	0	0	0	0.0	0.0	0	0	0	0	0	0	0	0
SF 11/29	-	0/0	0	0	0	0.0	0.0	0	0	0	0	0	0	0	0
at Ari 12/6	-	0/0	0	0	0	0.0	0.0	0	0	0	0	0	0	0	0
NE 12/10	-	0/0	0	0	0	0.0	0.0	0	0	0	0	0	0	0	0
NYJ 12/19	-	0/0	0	0	0	0.0	0.0	0	0	0	0	0	0	0	0
at Sea 12/27	-	0/0	0	0	0	0.0	0.0	0	0	0	0	0	0	0	0
Ari 1/3/21	-	0/0	0	0	2	0.0	0.0	0	0	0	0	0	0	0	0
Totals	1-0	1/1	3	2	1	0.0	0.0	0	0	0	0	0	0	0	0

2019 Los Angeles Rams

Game	W/L	P/S	T	S	A	Sk	Yds	Int	Yds	Lg	TD	PD	FF	FR	Yds
at CAR 9/8	W	1/1	0	0	0	0.0	0.0	0	0	0	0	0	0	0	0
NO 9/15	W	1/1	1	0	1	0.0	0.0	0	0	0	0	0	0	0	0
at Cle 9/22	W	1/1	1	0	1	0.0	0.0	0	0	0	0	0	0	0	0
TB 9/29	L	1/1	3	3	0	1.0	3.0	0	0	0	0	0	0	0	0
at Sea 10/3	L	1/1	6	3	3	0.0	0.0	0	0	0	0	0	0	0	0
SF 10/13	L	1/1	6	5	1	0.0	0.0	0	0	0	0	0	0	0	0
at Atl 10/20	W	1/1	1	1	0	0.0	0.0	0	0	0	0	0	0	0	0
Cin 10/27	W	1/0	1	1	0	0.0	0.0	0	0	0	0	0	0	0	0
at Pit 11/10	L	1/1	1	0	1	0.0	0.0	0	0	0	0	0	0	0	0
Chi 11/17	W	1/1	5	2	3	0.0	0.0	0	0	0	0	0	0	0	0
Bal 11/25	L	1/1	3	2	1	0.0	0.0	0	0	0	0	0	0	0	0
at Ari 12/1	W	1/1	4	3	1	1.0	7.0	0	0	0	0	0	0	0	0
Sea 12/8	W	1/1	1	0	1	0.0	0.0	0	0	0	0	0	0	0	0
at Dal 12/15	L	1/1	4	2	2	0.0	0.0	0	0	0	0	0	0	0	0
at SF 12/21	L	1/1	4	2	2	0.0	0.0	0	0	0	0	0	0	0	0
Ari 12/29	W	1/1	3	1	2	0.0	0.0	0	0	0	0	0	0	0	0
Totals	9-7	16/15	45	25	19	2.0	10.0	0	0	0	0	0	0	0	0

2018 Los Angeles Rams

Game	W/L	P/S	T	S	A	Sk	Yds	Int	Yds	Lg	TD	PD	FF	FR	Yds
at Oak 9/10	W	0/0													
Ari 9/16	W	0/0													
LAC 9/23	W	0/0													
Min 9/27	W	0/0													
at Sea 10/7	W	0/0													
at Den 10/14	W	0/0													
at SF 10/21	W	0/0													
GB 10/28	W	0/0													
at NO 11/4	L	0/0													
Sea 11/11	W	0/0													
KC 11/19	W	0/0													
at Det 12/2	W	0/0													
at Chi 12/9	L	0/0													
Phi 12/16	L	0/0													
at Ari 12/23	W	0/0													
SF 12/30	W	0/0													
Totals	13-3	0/0	0	0	0	0.0	0	0	0	0	0	0	0	0	0

2018 Postseason

Game	W/L	P/S	T	S	A	Sk	Yds	Int	Yds	Lg	TD	PD	FF	FR	Yds
Dal 1/12/19 *	W	0/0													
at NO 1/20/19 ^	W	0/0													
NE 2/3/19!	L	0/0													
Totals	2-1	0/0	0	0	0	0.0	0.0	0	0	0	0	0	0	0	0

* Denotes NFC Divisional Playoff Game, ^ Denotes NFC Championship Game, ! Denotes Super Bowl LIII



Micah Kiser, Game-By-Game



2020 Los Angeles Rams

Game	W/L	P/S	T	S	A	Sk	Yds	Int	Yds	Lg	TD	PD	FF	FR	Yds
Dal 9/13	W	1/1	7	6	1	0.0	0.0	0	0	0	0	0	0	0	0
at Phi 9/20	-	0/0	0	0	0	0.0	0.0	0	0	0	0	0	0	0	0
at Buf 9/27	-	0/0	0	0	0	0.0	0.0	0	0	0	0	0	0	0	0
NYG 10/4	-	0/0	0	0	0	0.0	0.0	0	0	0	0	0	0	0	0
at Was 10/11	-	0/0	0	0	0	0.0	0.0	0	0	0	0	0	0	0	0
at SF 10/18	-	0/0	0	0	0	0.0	0.0	0	0	0	0	0	0	0	0
Chi 10/26	-	0/0	0	0	0	0.0	0.0	0	0	0	0	0	0	0	0
at Mia 11/1	-	0/0	0	0	0	0.0	0.0	0	0	0	0	0	0	0	0
Sea 11/15	-	0/0	0	0	0	0.0	0.0	0	0	0	0	0	0	0	0
at TB 11/23	-	0/0	0	0	0	0.0	0.0	0	0	0	0	0	0	0	0
SF 11/29	-	0/0	0	0	0	0.0	0.0	0	0	0	0	0	0	0	0
at Ari 12/6	-	0/0	0	0	0	0.0	0.0	0	0	0	0	0	0	0	0
NE 12/10	-	0/0	0	0	0	0.0	0.0	0	0	0	0	0	0	0	0
NYJ 12/19	-	0/0	0	0	0	0.0	0.0	0	0	0	0	0	0	0	0
at Sea 12/27	-	0/0	0	0	0	0.0	0.0	0	0	0	0	0	0	0	0
Ari 1/3/21	-	0/0	0	0	0	0.0	0.0	0	0	0	0	0	0	0	0
Totals	1-0	1/1	7	6	1	0.0	0.0	0	0	0	0	0	0	0	0

2019 Los Angeles Rams

Game	W/L	P/S	T	S	A	Sk	Yds	Int	Yds	Lg	TD	PD	FF	FR	Yds
at CAR 9/8	W														Injured Reserve
NO 9/15	W														Injured Reserve
at Cle 9/22	W														Injured Reserve
TB 9/29	L														Injured Reserve
at Sea 10/3	L														Injured Reserve
SF 10/13	L														Injured Reserve
at Atl 10/20	W														Injured Reserve
Cin 10/27	W														Injured Reserve
at Pit 11/10	L														Injured Reserve
Chi 11/17	W														Injured Reserve
Bal 11/25	L														Injured Reserve
at Ari 12/1	W														Injured Reserve
Sea 12/8	W														Injured Reserve
at Dal 12/15	L														Injured Reserve
at SF 12/21	L														Injured Reserve
Ari 12/29	W														Injured Reserve
Totals	9-7	0/0	0	0	0	0.0	0.0	0	0	0	0	0	0	0	0.0

2018 Los Angeles Rams

Game	W/L	P/S	T	S	A	Sk	Yds	Int	Yds	Lg	TD	PD	FF	FR	Yds
at Oak 9/10	W	1/0	0	0	0	0.0	0.0	0	0	0	0	0	0	0	0
Ari 9/16	W	1/0	0	0	0	0.0	0.0	0	0	0	0	0	0	0	0
LAC 9/23	W	1/0	0	0	0	0.0	0.0	0	0	0	0	0	0	0	0
Min 9/27	W	1/0	0	0	0	0.0	0.0	0	0	0	0	0	0	0	0
at Sea 10/7	W	1/0	0	0	0	0.0	0.0	0	0	0	0	0	0	0	0
at Den 10/14	W	1/0	0	0	0	0.0	0.0	0	0	0	0	0	0	0	0
at SF 10/21	W	1/0	0	0	0	0.0	0.0	0	0	0	0	0	0	0	0
GB 10/28	W	1/0	0	0	0	0.0	0.0	0	0	0	0	0	0	0	0
at NO 11/4	L	1/0	0	0	0	0.0	0.0	0	0	0	0	0	0	0	0
Sea 11/11	W	1/0	0	0	0	0.0	0.0	0	0	0	0	0	0	0	0
KC 11/19	W	1/0	0	0	0	0.0	0.0	0	0	0	0	0	0	0	0
at Det 12/2	W	1/0	0	0	0	0.0	0.0	0	0	0	0	0	0	0	0
at Chi 12/9	L	1/0	0	0	0	0.0	0.0	0	0	0	0	0	0	0	0
Phi 12/16	L	1/0	0	0	0	0.0	0.0	0	0	0	0	0	0	0	0
at Ari 12/23	W	1/0	0	0	0	0.0	0.0	0	0	0	0	0	0	0	0
SF 12/30	W	1/0	0	0	0	0.0	0.0	0	0	0	0	0	0	0	0
Totals	13-3	16/0	0	0	0	0.0	0.0	0	0	0	0	0	0	0	0

2018 Postseason

Game	W/L	P/S	T	S	A	Sk	Yds	Int	Yds	Lg	TD	PD	FF	FR	Yds
Dal 1/12/19 *	W	1/0	0	0	0	0.0	0.0	0	0	0	0	0	0	0	0
at NO 1/20/19 ^	W	1/0	0	0	0	0.0	0.0	0	0	0	0	0	0	0	0
NE 2/3/19 !	L	1/0	7	4	3	0.0	0.0	0	0	0	0	0	0	0	0
Totals	2-1	3/0	0	0	0	0.0	0.0	0	0	0	0	0	0	0	0

* Denotes NFC Divisional Playoff Game, ^ Denotes NFC Championship Game, ! Denotes Super Bowl LIII



10 Cooper Kupp



Wide Receiver • Eastern Washington • Yakima, Wash.

Ht./Wt.: 6-2/208

NFL Exp.: 4 (4th Rams)

GP/GS, (Playoffs): 40/28, (1/0)

Birth Date: 6/15/1993

Acquired: D3A-'17 (No. 69 Overall)

Transactions: Selected by the Rams in the third round (69th overall) of the 2017 NFL Draft (4/29/17).

Pro: Started 28-of-40 career games played...led the Rams in receptions (94) and is second in receiving yards (1,161) in 2019...recorded first 1,000-yard season of his career in 2019...led the Rams in receiving yards (869) and ranked second in receptions (62) in his rookie season...named to the PFWA All-Rookie team in 2017.

2020 Season: Named a team captain for the 2020 season...**vs. Dallas (9/13):** Hauled in four receptions for 40 yards to open the season...averaged 10 yards per reception including a 15-yard reception.

2019 Season: Enters third professional season with the Rams...returned from season-ending injury in 2018...recorded first 1,000 yard season of his professional career...led the Rams in receptions (94) and finished second in receiving yards (1,161)...94 receptions ranks fourth-most by a Ram in a single season...caught 10 touchdown passes on the year, becoming the first Ram to do so since 2006...established career-high 220 receiving yards in Week 8 vs. Cincinnati...attempted one pass, which landed incomplete...**at Carolina (9/8):** Started in first appearance following a season-ending injury in 2018...posted seven receptions for 46 yards...averaged 6.6 yards per reception...played 69 snaps in first game action since Week 10 of 2018...**vs. New Orleans (9/15):** Started at wide receiver...notched five receptions for 120 yards...long reception of 66 yards in fourth quarter, which was L.A.'s longest play from scrimmage since his 70-yard reception in Week 4 of the 2018 season...added one rushing attempt for six yards...**at Cleveland (9/22):** Started at wide receiver...recorded a career-high 11 catches for 102 yards and two touchdowns...second multi-touchdown game of his career...caught his 12th and 13th touchdowns from QB Jared Goff, the most of any receiver Goff has played with...played all but one snap on offense...**vs. Tampa Bay (9/29):** Started at wide receiver...caught nine passes for 121 yards...recorded his second-consecutive 100-yard game...caught his third touchdown of the year and his 14th from QB Jared Goff...played 92 offensive snaps (94 percent)...**at Seattle (10/3):** Caught nine passes for 117 yards...recorded over 100 receiving yards in fourth-consecutive game for the first time in his career...caught 15th-career touchdown...played 48 offensive snaps...**vs. San Francisco (10/13):** Started at wide receiver...caught four passes for 17 yards...played 45 offensive snaps (85 percent)...**at Atlanta (10/20):** Started at wide receiver...caught a team-high six passes for 50 yards...long reception of 17 yards...eclipsed the 2,000-yard receiving threshold for his career...**vs. Cincinnati (10/27):** Started at wide receiver...totaled a career-high 220 receiving yards on seven catches...caught one touchdown on a 65-yard completion...had 165 receiving yards in the first half, the most by a Rams receiver in a half since 1999...became 15th player in franchise history to total 200-plus receiving yards in a game...most receiving yards in a game by a Ram since 1997...**at Pittsburgh (11/10):** Started at wide receiver...targeted four times...played 71 offensive snaps (92 percent)...**vs. Chicago (11/17):** Started at wide receiver...caught three passes for 53 yards...connected with QB Jared Goff on a 50-yard completion, the third time this season the duo connected on a 50-plus-yard

completion...**vs. Baltimore (11/25):** Started at wide receiver...caught six passes for 35 yards, establishing a single-season career high in receiving yards...**at Arizona (12/1):** Started at wide receiver...caught six passes for 65 yards...caught his sixth touchdown of the season and the 17th of his career...averaged 10.8 yards per catch...**vs. Seattle (12/8):** Caught four passes for 45 yards...caught his seventh touchdown pass of the season, giving him a single-season career-high...**at Dallas (12/15):** Started at wide receiver...caught six passes for 41 yards...caught one touchdown, his career-best eighth of the season...**at San Francisco (12/21):** Started at wide receiver...caught four passes for 31 yards...hauled in his ninth touchdown reception of the season, a 22-yard connection with QB Jared Goff...**vs. Arizona (12/29):** Started at wide receiver...caught seven passes for 99 yards...added one touchdown reception, his 10th of the season.

2018 Season: Placed on injured reserve (11/19/18)...**at Oakland (9/10):** Started at wide receiver...hauled in five receptions for 52 yards and one touchdown...**vs. Arizona (9/16):** Notched six receptions for 63 yards...served as the holder on one successful field goal and PAT attempt...**vs. Chargers (9/23):** Tallied four catches for 71 yards and a touchdown...registered a long of 53 yards...crossed the 1,000-yard receiving mark for his career...added one rushing attempt...**vs. Vikings (9/27):** Posted personal bests across the board including nine receptions for 162 yards and two touchdowns...averaged 18.0 yards per reception...recorded a new career-long 70-yard reception for a touchdown...also the longest scoring play for the team this season...added one punt return for four yards...**at Seattle (10/7):** Notched six catches for 90 yards and one touchdown...his third-consecutive game with a touchdown catch...averaged 15.0 yards per reception...left the game with an injury and did not play the second half...**at Denver (10/14):** Started at wide receiver...played 28 offensive snaps prior to leaving the game due to injury...recorded one rushing attempt for 12 yards...**at San Francisco (10/21):** Declared inactive...**vs. Green Bay (10/28):** Declared inactive...**at New Orleans (11/4):** Started at wide receiver...caught five passes for 89 yards, one touchdown and an average of 17.8 yards per catch...his longest reception was a 41-yard touchdown in the fourth quarter...set a new single-season career-high with six receiving touchdowns...named an honorary team captain...**vs. Seattle (11/11):** Started at wide receiver...hauled in five passes for 39 yards prior to leaving the game with an injury in the fourth quarter...recorded his 100th career reception to become the 60th player to reach the century mark for receptions in Rams history...his longest reception was 25 yards.

2017 Season: Started in six-of-15 games and played in one postseason game...tallied 62 receptions for 869 yards and five touchdowns in regular season action...led the team in receiving yards...set the Rams rookie record for receptions...named to PFWA All-Rookie team...**Wild Card vs. Atlanta (1/6/18):** Saw action at wide receiver...tallied eight receptions for 69 yards and one touchdown...became the first Rams rookie in franchise history to catch eight passes in a postseason game...**at Tennessee (12/24):** Started at wide receiver...registered four receptions for 65 yards and one touchdown...**vs. Philadelphia (12/10):** Started at wide receiver...hauled in five receptions for a career-high 118 yards, including a career-long 64-yard reception and one touchdown...

posted his second-career 100-plus yard game...**at Arizona (12/3):** Started at wide receiver...registered five receptions for 68 yards...**vs. New Orleans (11/26):** Saw action at wide receiver...recorded a career high in receptions (eight) for 116 receiving yards...first 100-plus yard game of his career...**at Minnesota (11/19):** Started at wide receiver...hauled in six receptions for 64 yards...**at New York Giants (11/5):** Made first career start at wide receiver...recorded three receptions for 54 yards...**vs. Arizona (10/22):** Saw action at wide receiver...hauled in four receptions for 51 yards and a touchdown...**at Dallas (10/1):** Saw action at wide receiver...had five receptions for 60 yards and a touchdown...**vs. Indianapolis (9/10):** Saw action at wide receiver and had four receptions for a game-high 76 yards and a touchdown.

College: Kupp was a consensus FCS All-American for the four-straight seasons...earned First-Team All-America honors on all eight 2016 teams announced, bringing his total of All-America honors won in four seasons to 30 (all first-team, including nine in 2013, six in 2014, seven in 2015 and eight in 2016)...in addition, he earned 14 different national player of the year accolades in his career and was a three-time Academic All-America selection...in 2016, Kupp became the first wide receiver and just the fourth player overall in the 54-year history of the Big Sky Conference to earn First Team All-Big Sky honors four seasons...in 2015, Kupp became only the second wide receiver in 42 years to capture the Big Sky Conference Offensive MVP Award, then became one of only 10 repeat winners in league history in 2016...also a two-time team co-captain, honored four times on the Big Sky

Conference All-Academic team and was twice selected as an Academic All-Star by the FCS Athletic Director's Association...he was honored as Big Sky Conference Player of the Week six times in his career – four times on offense and twice on special teams...Kupp established 15 FCS, 11 Big Sky and 26 EWU records in his illustrious 52-game Eastern career (all as a starter), and added a collegiate all-division mark...his 6,464 yards, 428 receptions, 73 touchdown catches, 124.3 average yards per game and 1.40 average touchdowns per game were all FCS records.

Personal: Attended Davis High School where he was a two-way All-State selection...earned First-Team 4A All-State honors as a defensive back and honorable mention accolades as a wide receiver from the Associated Press...finished his senior season with 60 receptions for 1,059 yards (17.7 per catch) and 18 touchdowns, and scored 22 total touchdowns to set a school record...married to the former Anna Croskrey...parents are Craig and Karin Kupp, who were both inducted into the Pacific Lutheran University Hall of Fame in 2003...his father was a fifth-round draft pick by the New York Giants in 1990 and played in 1991 for the Phoenix Cardinals and the Dallas Cowboys...his grandfather, Jake Kupp, was an offensive lineman for the University of Washington and was drafted by the Dallas Cowboys in the 1964 NFL draft and played from 1964-75 with stints with the Washington Football Team, New Orleans Saints and Atlanta Falcons... he was named to the NFL All-Rookie team and was inducted into the New Orleans Saints Hall of Fame in 1991...earned his bachelor's degree in economics. He and his wife, Anna, have one son.



25 David Long Jr.



Cornerback • Michigan • Los Angeles, Calif.

Ht./Wt.: 5-11/196

NFL Exp.: 2 (2nd Rams)

GP/GS, (Playoffs): 9/0, (0/0)

Birth Date: 2/6/1998

Acquired: D3B-'18 (No. 79 Overall)

Transactions: Selected by the Rams in the third round (79th overall) of the 2019 NFL Draft (4/26/19).

Pro: Has appeared in nine games...recorded eight tackles on defense and two on special teams.

2020 Season: vs. Dallas (9/13): Appeared in the season opener on 14 special teams snaps (56 percent)...did not record any stats.

2019 Season: Appeared in eight games in his rookie campaign...tallied eight tackles (seven solo) defensively...made NFL debut in Week 7 game at Atlanta where he recorded one tackle defensively...**at Carolina (9/8):** Declared inactive...**vs. New Orleans (9/15):** Declared inactive...**at Cleveland (9/22):** Declared inactive...**vs. Tampa Bay (9/29):** Declared inactive...**at Seattle (10/3):** Declared inactive...**vs. San Francisco (10/13):** Declared inactive...**at Atlanta (10/20):** Made professional debut after being inactive for first six weeks of the season...recorded one solo tackle on defense while playing nine snaps (16 percent)...**vs. Cincinnati (10/27):** Saw action on special teams where he played 14 snaps (58 percent)...**at Pittsburgh (11/10):** Recorded one tackle on special teams where he played 28 snaps (78 percent)...**vs. Chicago (11/17):** Recorded one solo tackle defensively, while playing 15 snaps (20 percent)...added a tackle on special teams where he played 19 snaps (76 percent)...**vs. Baltimore (11/25):** Recorded one solo tackle defensively while playing seven snaps (nine percent)...also played 18 snaps on special teams (67 percent)...**at Arizona (12/1):** Recorded two solo tackles and added one pass defended while playing 27 defensive snaps (42 percent)...**vs. Seattle (12/8):** Declared inactive...**at Dallas (12/15):** Declared inactive...**at San Francisco (12/21):** Played 21 snaps on special teams (60 percent)...did not record any stats...**vs. Arizona**

(12/29): Recorded three tackles (two solo) and defended one pass while playing 52 defensive snaps (76 percent).

College: Two-year letterman at Michigan...played in 30 contests during his career with 26 starts at cornerback...started every game at cornerback during the 2017 and 2018 seasons...recorded 17 pass breakups, three interceptions, an assisted sack, two tackles for loss and 38 total stops during his career...2018 All-Big Ten First-Team honoree...2017 All-Big Ten honorable mention...as a junior in 2018, earned second varsity letter...started all 13 games at cornerback...All-Big Ten First-Team (coaches)...All-Big Ten Third-Team (media)...named the team's defensive skill player of the year...registered 17 tackles, one interception and nine passes defended...earned his first varsity letter as a sophomore in 2017...earned All-Big Ten honorable mention (media)...started all 13 games at cornerback...contributed 21 tackles, two tackles for loss, an assisted sack, two interceptions and eight pass breakups...earned his first career start at cornerback against Florida in the Advocare Classic...played in four games as a freshman in 2016...made college debut as backup cornerback vs. Hawaii...played on special teams against Colorado...saw action at cornerback vs. Penn State...played cornerback and special teams against Rutgers.

Personal: Attended Loyola High School (2016) coached by Marvin Sanders...recorded 19 tackles, five pass breakups and one interception as a senior...caught 25 passes for 525 yards and seven touchdowns as a senior...participated in 2016 U.S. Army All-American Bowl...was enrolled in the College of Literature, Science and the Arts, majored in sociology at Michigan.



David Long Jr., NFL Statistics



Regular Season

Year	Team	G/S	Tackles			Sacks	Yards	Interceptions				Fumbles			
			Total	Solo	Asst.			Int.	Yards	Long	TD	PD	FF	FR	Yards
2019	Los Angeles Rams	8/0	8	7	1	0.0	0.0	0	0	0	0	2	0	0	0
2020	Los Angeles Rams	1/0	0	0	0	0.0	0.0	0	0	0	0	0	0	0	0
Totals		9/0	8	7	1	0.0	0.0	0	0	0	0	2	0	0	0

Special Teams Tackles: 2019 (2)



David Long Jr., Game-By-Game



2020 Los Angeles Rams

Game	W/L	P/S	T	S	A	Sk	Yds	Int	Yds	Lg	TD	PD	FF	FR	Yds
Dal 9/13	W	1/0	0	0	0	0.0	0.0	0	0	0	0	0	0	0	0
at Phi 9/20	-	0/0	0	0	0	0.0	0.0	0	0	0	0	0	0	0	0
at Buf 9/27	-	0/0	0	0	0	0.0	0.0	0	0	0	0	0	0	0	0
NYG 10/4	-	0/0	0	0	0	0.0	0.0	0	0	0	0	0	0	0	0
at Was 10/11	-	0/0	0	0	0	0.0	0.0	0	0	0	0	0	0	0	0
at SF 10/18	-	0/0	0	0	0	0.0	0.0	0	0	0	0	0	0	0	0
Chi 10/26	-	0/0	0	0	0	0.0	0.0	0	0	0	0	0	0	0	0
at Mia 11/1	-	0/0	0	0	0	0.0	0.0	0	0	0	0	0	0	0	0
Sea 11/15	-	0/0	0	0	0	0.0	0.0	0	0	0	0	0	0	0	0
at TB 11/23	-	0/0	0	0	0	0.0	0.0	0	0	0	0	0	0	0	0
SF 11/29	-	0/0	0	0	0	0.0	0.0	0	0	0	0	0	0	0	0
at Ari 12/6	-	0/0	0	0	0	0.0	0.0	0	0	0	0	0	0	0	0
NE 12/10	-	0/0	0	0	0	0.0	0.0	0	0	0	0	0	0	0	0
NYJ 12/19	-	0/0	0	0	0	0.0	0.0	0	0	0	0	0	0	0	0
at Sea 12/27	-	0/0	0	0	0	0.0	0.0	0	0	0	0	0	0	0	0
Ari 1/3/21	-	0/0	0	0	0	0.0	0.0	0	0	0	0	0	0	0	0
Totals	1-0	1/0	0	0	0	0.0	0.0	0	0	0	0	0	0	0	0

2019 Los Angeles Rams

Game	W/L	P/S	T	S	A	Sk	Yds	Int	Yds	Lg	TD	PD	FF	FR	Yds
at CAR 9/8	W	0/0						Inactive							
NO 9/15	W	0/0						Inactive							
at Cle 9/22	W	0/0						Inactive							
TB 9/29	L	0/0						Inactive							
at Sea 10/3	L	0/0						Inactive							
SF 10/13	L	0/0						Inactive							
at Atl 10/20	W	1/0	1	1	0	0.0	0.0	0	0	0	0	0	0	0	0
Cin 10/27	W	1/0	0	0	0	0.0	0.0	0	0	0	0	0	0	0	0
at Pit 11/10	L	1/0	0	0	0	0.0	0.0	0	0	0	0	0	0	0	0
Chi 11/17	W	1/0	1	1	0	0.0	0.0	0	0	0	0	0	0	0	0
Bal 11/25	L	1/0	1	1	0	0.0	0.0	0	0	0	0	0	0	0	0
at Ari 12/1	W	1/0	2	2	0	0.0	0.0	0	0	0	0	1	0	0	0
Sea 12/8	W							Inactive							
at Dal 12/15	L							Inactive							
at SF 12/21	L	1/0	0	0	0	0.0	0.0	0	0	0	0	0	0	0	0
Ari 12/29	W	1/0	3	2	1	0.0	0.0	0	0	0	0	1	0	0	0
Totals	9-7	8/0	8	7	1	0.0	0.0	0	0	0	0	2	0	0	0



44 Jake McQuaide



Long Snapper • Ohio St. • Cincinnati, Ohio

Ht./Wt.: 6-2/235

NFL Exp.: 10 (10 Rams)

GP/GS, (Playoffs): 145/0, (4/0)

Birth Date: 12/7/1987

Acquired: UDFA-'11

Transactions: Signed a contact extension in the 2018 offseason...Signed a four-year contract extension in July 2013 to extend his contract into 2017.Signed with the Rams (7/27/11).

Pro: 10th-year pro has played in all 145 regular season games of his career...tallied 1,301 clean snaps through first nine seasons... has made 10 tackles on special teams...received Pro Bowl honors in 2016 and 2017.

2020 Season: vs. Dallas (9/13): Saw action at long snapper and tallied eight clean snaps in the season opener against Dallas.

2019 Season: Appeared in all 16 games...tallied 134 snaps on the year...**at Carolina (9/8):** Saw action at long snapper and completed 12 clean snaps...played 12 snaps on special teams (34 percent)...**vs. New Orleans (9/15):** Saw action at long snapper and completed nine clean snaps...played nine snaps on special teams (33 percent)...**at Cleveland (9/22):** Saw action at long snapper and completed seven clean snaps...played seven snaps on special teams (29 percent)...**vs. Tampa Bay (9/29):** Saw action at long snapper and completed eight clean snaps...**at Seattle (10/3):** Saw action at long snapper and completed 10 clean snaps...**vs. San Francisco (10/13):** Saw action at long snapper and completed six clean snaps...**at Atlanta (10/20):** Saw action at long snapper and completed 10 clean snaps...**vs. Cincinnati (10/27):** Saw action at long snapper and completed nine clean snaps...**at Pittsburgh (11/10):** Saw action at long snapper and completed 11 clean snaps...**vs. Chicago (11/17):** Saw action at long snapper and completed nine clean snaps...**vs. Baltimore (11/25):** Saw action at long snapper and completed six clean snaps...**at Arizona (12/1):** Saw action at long snapper and completed 11 clean snaps...**vs. Seattle (12/8):** Saw action at long snapper and completed eight clean snaps...**at Dallas (12/15):** Saw action at long snapper and completed six clean snaps...**at San Francisco (12/21):** Saw action at long snapper and registered 12 clean snaps...**vs. Arizona (12/29):** Saw action at long snapper and registered nine clean snaps.

2018 Season: Played in all 16 regular season games and three postseason contests, including Super Bowl LIII...added one special teams tackle on the season...**at Oakland (9/10):** Saw action at long snapper and recorded 10 clean snaps...added one special teams tackle...**at San Francisco (10/21):** Saw action at long snapper...tallied 11 clean snaps...**vs. Green Bay (10/28):** Saw action at long snapper...logged 10 clean snaps...**vs. Kansas City (11/19):** Saw action at long snapper...compiled a season-high 13 clean snaps...**vs. San Francisco (12/30):** Saw action at long snapper...posted 11 clean snaps...**Divisional Round vs. Dallas (1/12/19):** Saw action at long snapper...registered eight clean snaps...**Championship Round at New Orleans (1/20/19):** Saw action at long snapper...compiled 10 clean snaps...**Super Bowl LIII (2/3/19):** Saw action at long snapper...totaled a postseason career-high 11 clean snaps.

2017 Season: Recorded 151 consecutive clean snaps...had one special teams tackle...named to his second-consecutive Pro Bowl...**vs. Indianapolis (9/10):** Saw action at long snapper and recorded 13 clean snaps...**vs. Washington (9/17):** Saw action at long snapper...tallied eight clean snaps...notched one special teams tackle...**at Dallas (10/1):** Saw action at long snapper...recorded 13 clean snaps...**Wild Card vs. Atlanta (1/6/18):**

Saw action at long snapper... recorded eight clean snaps.

2016 Season: Became the first long-snapper in franchise history to make the Pro Bowl...played in all 16 games...tallied 146 clean

snaps...**at Arizona (10/2):** Compiled 10 clean snaps in addition to his first special teams tackle of the season...**vs. Miami (11/20):** Notched 11 clean snaps...**vs. San Francisco (12/24):** Tallied 11 clean snaps.

2015 Season: Played in all 16 games...posted 157 snaps on the season, tallying a season-high 13 snaps and one special teams tackle...**vs. Seattle (9/13):** Recorded nine snaps...**at Washington (9/20):** Notched 12 clean snaps...**vs. Pittsburgh (9/27):** Registered six clean snaps...**at Arizona (10/4):** Recorded 11 clean snaps...**at Green Bay (10/11):** Posted 9 clean snaps...**vs. Cleveland (10/25):** Tallied 11 snaps...**vs. San Francisco (11/01):** Recorded 12 snaps...**at Minnesota (11/08):** Tallied 13 snaps...**at Baltimore (11/22):** Posted 11 snaps...**at Cincinnati (11/29):** Recorded six snaps and one special teams tackle...**vs. Tampa Bay (12/17):** Recorded nine clean snaps for the third consecutive week...**at Seattle (12/27):** Posted 10 clean snaps...**at San Francisco (1/3/16):** Recorded 11 snaps.

2014 Season: Registered 145 clean snaps...**vs. Denver (11/16):** Recorded 12 clean snaps...**vs. Oakland (11/30):** Notched a career-high 14 clean snaps...**vs. Arizona (12/11):** Tallied 10 clean snaps.

2013 Season: Played in 16 games...notched 141 clean snaps...**at Indianapolis (11/10):** Recorded 11 clean snaps...**vs. Jacksonville (10/6):** Registered 13 clean snaps for the second consecutive week...**vs. San Francisco (9/26):** Recorded a then career-high 13 clean snaps.

2012 Season: Recorded 139 consecutive clean snaps...had four special teams tackles...**at Arizona (11/25):** Tallied 12 clean snaps...**vs. San Francisco (12/2):** Registered 12 clean snaps...**at Buffalo (12/9):** Tallied eight clean snaps...recorded one tackle on special teams.

2011 Season: Recorded 150 consecutive clean snaps...notched two special teams tackles...**vs. Seattle (11/20):** Made 11 clean snaps...**vs. New Orleans (10/30):** Tallied 12 clean snaps...**vs. Arizona (11/27):** Recorded 12 clean snaps...**at San Francisco (12/4):** Recorded eight clean snaps...made one special teams tackle...**vs. Cincinnati (12/18):** Tallied 11 clean snaps...added one special teams tackle.

College: Originally a walk on at Ohio State...handled long-snapping duties for three years...Special Teams Player of the Week vs. Purdue...received his bachelor's degree in December...academic all-Big Ten...John Galbreath award for academic excellence...NFF Hampshire Honor Society...EE All Star Game as a senior...won Top Ten Tenacious three times as a junior...earned a scholarship beginning in the autumn quarter of his junior year...rotated with Dimitrios Makridis and Jackson Haas on long and short snaps for the Big Ten champions during his freshman



year...redshirted as a freshman.

Personal: Name pronounced "Mc-KWAYD"...tight end who had 10 catches for 125 yards as a senior at Elder High in Cincinnati... had no unplayable snaps as a junior or senior...earned the Mr. ZIP award for basketball at Elder...National Honor Society... Student Council communications officer...son of Bev and Kevin McQuaide...has two sisters, Maureen and Katie...married Abby on March 17, 2012, and they have a daughter, Quinn, and two sons, JJ and Wes...2008-09 Big Ten all-academic...an aeronautical and astronautical engineering major...participated in many community events, including Make-A-Wish Celebrity Server dinner, Taste of the NFL, Love Your Melon Distribution event at Mercy, 6th Annual Playground Build at Marygrove and the All-Community Team Ticket program - 4th Down Fan Club.

McQuaide's Career Snap Statistics:

Year	Teams	Clean Snaps
2020	Los Angeles Rams	8
2019	Los Angeles Rams	134
2018	Los Angeles Rams	130
	<i>Postseason</i>	29
2017	Los Angeles Rams	151
	<i>Postseason</i>	8
2016	Los Angeles Rams	146
2015	St. Louis Rams	157
2014	St. Louis Rams	145
2013	St. Louis Rams	141
2012	St. Louis Rams	139
2011	St. Louis Rams	150
Totals Regular Season		1,301
Postseason		37



82 Johnny Mundt



Tight End • Oregon • Modesto, Calif.

Ht./Wt.: 6-4/233

NFL Exp.: 3 (4th Rams)

GP/GS, (Playoffs): 26/2, (3/0)

Birth Date: 11/23/1994

Acquired: UDFA-'17

Transactions: Signed a futures contract with the Rams (1/8/18)...signed to Rams practice squad (11/24/18)...released (11/21/17)...signed to active roster from practice squad (11/11/17)...signed to the Rams Practice Squad (9/5/17)...released by the Rams (9/3/17)...signed by the Rams as an undrafted free agent (5/2/17).

Pro: Third-year pro has played in 26 regular season games (two starts) and three postseason contests...has five career receptions for 31 yards.

2020 Season: vs. Dallas (9/13): Appeared in the season opener on 12 special teams snaps (48 percent) and 10 offensive snaps (14 percent)...did not record any stats.

2019 Season: Appeared in 13 games with two starts...made first start of his NFL career in Week 11 win against Chicago...finished the season with four receptions for 26 yards...caught a career-high two passes for 15 yards in Week 15 at Dallas... **at Carolina (9/8):** Declared inactive...**vs. New Orleans (9/15):** Declared inactive...**at Cleveland (9/22):** Saw first action of the season...played two offensive snaps (three percent) and six special teams snaps (25 percent)...**vs. Tampa Bay (9/29):** Declared inactive...**at Seattle (10/3):** Played two offensive snaps (three percent) and 13 special teams snaps (42 percent)...**vs. San Francisco (10/13):** Recorded one tackle on special teams where he played 12 snaps (46 percent)...**at Atlanta (10/20):** Played 15 offensive snaps (20 percent) and 18 special teams plays (53 percent)...**vs. Cincinnati (10/27):** Played one offensive snap and 12 special teams snaps (50 percent)...**at Pittsburgh (11/10):** Had one reception for nine yards while playing five offensive snaps...forced a fumble on special teams where he also added two solo tackles...**vs. Seattle (12/8):** Started at TE, the second start of his career...played 50 offensive snaps (71 percent) and 11 special teams snaps (44 percent)...did not record any stats...**vs. Chicago (11/17):** Started at TE...made first start of NFL career...played 38 offensive snaps (69 percent)...**vs. Baltimore (11/25):** Saw action on special teams where he played 13 snaps (48 percent)...**at Arizona (12/1):** Played 23 offensive snaps (29 percent) and 14 special teams plays (50 percent)...**at Dallas (12/15):** Caught a career-high two passes for 15 yards while playing 11 offensive snaps (15 percent)...**at San Francisco (12/21):** Played 31 offensive snaps (44 percent) and 20 special teams plays (57 percent)...did not record any stats...**vs. Arizona (12/29):** Caught one pass for two yards while playing 34 offensive snaps (41 percent).

2018 Season: Appeared in 10 regular season games and three postseason contests, including Super Bowl LIII...hauled in his first-career reception in Week 17...also contributed on special teams...**vs. San Francisco (12/30):** Saw action at tight end and on special teams...recorded his first career reception (first career) on a five-yard pass from QB Sean Mannion...**Divisional Round vs. Dallas (1/12/19):** Made postseason debut...saw action at tight end and on special teams...**Championship Round at New Orleans (1/20/19):** Saw action on special teams...**Super Bowl LIII (2/3/19):** Saw action on special teams...notched one tackle.

2017 Season: Spent Weeks 1-9 on the Rams practice squad before being signed to the active roster for a Week 10 home win over Houston (11/12/17) and a Week 11 road loss to Minnesota (11/19/17)...did not record any stats.

College: Earned Pac-12 All-Conference Honorable Mention and Dudley Randolph Clarke Memorial Award for the team's most improved player in 2016...started the last six games of the season but saw action in eight games...ended the season with 23 receptions for 334 yards and four touchdowns...was on the John Mackey Award Watch List (Nation's Top Tight End) in 2015...earned a starting nod against Washington State while coming off the bench in each of the remaining 12 outings to contribute to a formidable tandem at the position...completed the year catching five passes for 39 yards and one touchdown in addition to improving his prowess as an effective blocker at the line of scrimmage...in 2014, started strong yet injuries derailed his momentum until the latter part of the year...stepped onto the field for 13 of 15 games...in 2013, started five of his appearances...finished the year with 16 catches for 281 yards and three scores...earned John Mackey Tight End of the Week national honors for his effort in his starting debut...recipient of program's Len Casanova Award as the team's first-year player who exemplified the ideals and inspiration of the program's former head football coach and athletics director.

Personal: The two-time First-Team MaxPrep Division IV all-state tight end helped the Central Catholic Raiders to the IV state championship his senior year and a 14-2 mark under Head Coach Roger Canepa... the Scout.com four-star choice and Western Athletic League MVP was listed 10th among the nation's tight end prospects by ESPN.com...caught 33 passes for 625 yards and eight touchdowns in 2012...also recorded 80 tackles and 15.5 quarterback sacks as a linebacker his final year to be named to the Cal-Hi Sports all-state first team on defense.



Johnny Mundt, NFL Statistics



Regular Season

Year	Team	G/S	No.	Receiving				Att.	Yards	Rushing			TD
				Yards	Avg.	Long	TD			Avg.	Long	TD	
2017	Los Angeles Rams	2/0	0	0	0.0	0	0	0	0	0.0	0	0	
2018	Los Angeles Rams	10/0	1	5	5.0	5	0	0	0	0.0	0	0	
2019	Los Angeles Rams	13/2	4	26	6.5	9	0	0	0	0.0	0	0	
2020	Los Angeles Rams	1/0	0	0	0.0	0	0	0	0	0.0	0	0	
Totals		26/2	5	31	6.2	9	0	0	0	0.0	0	0	

Postseason

Year	Team	G/S	No.	Receiving				Att.	Yards	Rushing			TD
				Yards	Avg.	Long	TD			Avg.	Long	TD	
2018	Los Angeles Rams	3/0	0	0	0.0	0	0	0	0	0.0	0	0	
Totals		3/0	0	0	0.0	0	0	0	0	0.0	0	0	

Additional Career Statistics: Special teams tackles: 2019 (3), Rams 2018 postseason (1). Forced Fumbles: 2019 (1).



Johnny Mundt, Game-By-Game



2020 Los Angeles Rams

Game	W/L	P/S	Receiving				TD	Att.	Rushing				TD
			No.	Yards	Avg.	Long			Yards	Avg.	Long	TD	
Dal 9/13	W	1/0	0	0	0.0	0	0	0	0	0.0	0	0	
at Phi 9/20	-	0/0	0	0	0.0	0	0	0	0	0.0	0	0	
at Buf 9/27	-	0/0	0	0	0.0	0	0	0	0	0.0	0	0	
NYG 10/4	-	0/0	0	0	0.0	0	0	0	0	0.0	0	0	
at Was 10/11	-	0/0	0	0	0.0	0	0	0	0	0.0	0	0	
at SF 10/18	-	0/0	0	0	0.0	0	0	0	0	0.0	0	0	
Chi 10/26	-	0/0	0	0	0.0	0	0	0	0	0.0	0	0	
at Mia 11/1	-	0/0	0	0	0.0	0	0	0	0	0.0	0	0	
Sea 11/15	-	0/0	0	0	0.0	0	0	0	0	0.0	0	0	
at TB 11/23	-	0/0	0	0	0.0	0	0	0	0	0.0	0	0	
SF 11/29	-	0/0	0	0	0.0	0	0	0	0	0.0	0	0	
at Ari 12/6	-	0/0	0	0	0.0	0	0	0	0	0.0	0	0	
NE 12/10	-	0/0	0	0	0.0	0	0	0	0	0.0	0	0	
NYJ 12/19	-	0/0	0	0	0.0	0	0	0	0	0.0	0	0	
at Sea 12/27	-	0/0	0	0	0.0	0	0	0	0	0.0	0	0	
Ari 1/3/21	-	0/0	0	0	0.0	0	0	0	0	0.0	0	0	
Totals	1-0	1/0	0	0	0.0	0	0	0	0	0.0	0	0	

2019 Los Angeles Rams

Game	W/L	P/S	Receiving				TD	Att.	Rushing				TD
			No.	Yards	Avg.	Long			Yards	Avg.	Long	TD	
at Car 9/8	W	0/0											
NO 9/15	W	0/0											
at Cle 9/22	W	1/0	0	0	0.0	0	0	0	0	0.0	0	0	
TB 9/29	L	0/0											
at Sea 10/3	L	1/0	0	0	0.0	0	0	0	0	0.0	0	0	
SF 10/13	L	1/0	0	0	0.0	0	0	0	0	0.0	0	0	
at Atl 10/20	W	1/0	0	0	0.0	0	0	0	0	0.0	0	0	
Cin 10/27	W	1/0	0	0	0.0	0	0	0	0	0.0	0	0	
at Pit 11/10	L	1/0	1	9	9.0	9	0	0	0	0.0	0	0	
Chi 11/17	W	1/1	0	0	0.0	0	0	0	0	0.0	0	0	
Bal 11/25	L	1/0	0	0	0.0	0	0	0	0	0.0	0	0	
at Ari 12/1	W	1/0	0	0	0.0	0	0	0	0	0.0	0	0	
Sea 12/8	W	1/1	0	0	0.0	0	0	0	0	0.0	0	0	
at Dal 12/15	L	1/0	2	15	7.5	9	0	0	0	0.0	0	0	
SF 12/21	L	1/0	0	0	0.0	0	0	0	0	0.0	0	0	
Ari 12/29	W	1/0	1	2	2.0	0	0	0	0	0.0	0	0	
Totals	9-7	13/2	4	26	6.5	9	0	0	0	0.0	0	0	

2018 Los Angeles Rams

Game	W/L	P/S	Receiving				TD	Att.	Rushing				TD
			No.	Yards	Avg.	Long			Yards	Avg.	Long	TD	
at Oak 9/10	W	1/0	0	0	0.0	0	0	0	0	0.0	0	0	
Ari 9/16	W	1/0	0	0	0.0	0	0	0	0	0.0	0	0	
LAC 9/23	W	1/0	0	0	0.0	0	0	0	0	0.0	0	0	
Min 9/27	W	1/0	0	0	0.0	0	0	0	0	0.0	0	0	
at Sea 10/7	W	1/0	0	0	0.0	0	0	0	0	0.0	0	0	
at Den 10/14	W	1/0	0	0	0.0	0	0	0	0	0.0	0	0	
at SF 10/21	W	1/0	0	0	0.0	0	0	0	0	0.0	0	0	
GB 10/28	W	0/0											
at NO 11/4	L	0/0											
Sea 11/11	W	0/0											
KC 11/19	W	0/0											
at Det 12/2	W	0/0											
at Chi 12/9	L	0/0											
Phi 12/16	L	1/0	0	0	0.0	0	0	0	0	0.0	0	0	
at Ari 12/23	W	1/0	0	0	0.0	0	0	0	0	0.0	0	0	
SF 12/30	W	1/0	1	5	5.0	5	0	0	0	0.0	0	0	
Totals	13-3	10/0	1	5	5.0	5	0	0	0	0.0	0	0	

2018 Postseason

Game	W/L	P/S	Receiving				TD	Att.	Rushing				TD
			No.	Yards	Avg.	Long			Yards	Avg.	Long	TD	
Dal 1/12/19 *	W	1/0	0	0	0.0	0	0	0	0	0.0	0	0	
at NO 1/20/19 ^	W	1/0	0	0	0.0	0	0	0	0	0.0	0	0	
NE 2/3/19 !	L	1/0	0	0	0.0	0	0	0	0	0.0	0	0	
Totals	2-1	3/0	0	0	0.0	0	0	0	0	0.0	0	0	

* Denotes NFC Divisional Playoff Game, ^ Denotes NFC Championship Game, ! Denotes Super Bowl LIII



70 Joseph Noteboom



Offensive Line • TCU • Plano, Texas

Ht./Wt.: 6-5/321
NFL Exp.: 3 (3rd Rams)
GP/GS: 23/7, (Playoffs): (3/0)
Birth Date: 6/19/1995
Acquired: D3-'18 (No. 89 Overall)

Transactions: Selected by the Rams in the third round (89th overall) of the 2018 NFL Draft (4/27/18).

Pro: Third-year pro, has appeared in 23 regular season games with seven starts...appeared in all 16 regular season and three postseason games as a rookie in 2018...earned his first career start at left guard in 2019 season opener at Carolina (9/8/19).

2020 Season: Started the season at left guard...**vs. Dallas (9/13):** Started at left guard...helped the Rams amass 153 total rushing yards...as a unit, only allowed QB Jared Goff to be sacked once in the game.

2019 Season: Played in six games before being placed on injured reserve for the final 10 games of the season...**at Carolina (9/8):** Started at left guard...played in all 77 offensive snaps...guided the offense to gain 352 total yards...**vs. New Orleans (9/15):** Appeared in every offensive play and five special teams plays...**at Cleveland (9/22):** Appeared in all offensive snaps and five (21 percent) special teams snaps...contributed to an offensive line that helped gain 345 total offensive yards...**vs. Tampa Bay (9/29):** Appeared in every offensive snap...provided protection to help the offense gain 547 total yards...**at Seattle (10/3):** Appeared in all 67 snaps on offense...helped block for QB Jared Goff to throw for 395 yards with no sacks allowed...**vs. San Francisco (10/13):** Appeared in 10 offensive snaps (19 percent)...**at Atlanta (10/20):** Placed on injured reserve.

2018 Season: Contributed heavily on special teams and also filled in for the offensive line as a rookie behind veterans Rodger Saffold III and Andrew Whitworth...**at Oakland (9/10):** Made NFL debut...appeared in nine special teams plays...**vs. Chargers (9/23):** Appeared in three offensive plays and six special teams plays...**vs. Minnesota (9/27):** Played in seven special teams plays...**at Seattle (10/7):** Played in six special teams plays...**at Denver (10/14):** Appeared in five offensive plays and six special teams plays...**at San Francisco (10/21):** Played in 10 offensive snaps and seven special teams plays...**at New Orleans (11/4):** Appeared in seven special teams plays...**vs. Kansas City (11/19):** Appeared in nine special teams plays...**at Detroit (12/2):** Appeared in six special teams plays...**at Chicago (12/9):** Appeared in five offensive plays and three special teams plays...**at Arizona (12/23):** Appeared in eight offensive plays and six

special teams plays...**vs. San Francisco (12/30):** Appeared in a career-high 47 offensive plays and eight special teams plays...filled in at left tackle for an injured Andrew Whitworth...was a part of five offensive scoring drives...**Divisional Round vs. Dallas (1/12/19):** Made postseason debut...appeared in seven special teams plays...**Championship Round at New Orleans (1/20/19):** Appeared in seven special teams plays...**Super Bowl LIII (2/3/19):** Appeared in two special teams plays.

College: Received Honorable Mention All-Big 12 as a senior in 2017...started all 14 games at left tackle in his final year at TCU...closed his career with 40 consecutive starts, representing every game over his final three seasons...became a four-time Academic All-Big 12 honoree with his first-team recognition...selected to play in the Reese's Senior Bowl and invited to the NFL Combine...started all 13 games at left tackle as a junior in 2016...named Second-Team Academic All-Big 12...as a sophomore in 2015, started all 13 games for TCU on the offensive line...received Second-Team All-Academic Big 12 honors...part of offensive line that allowed TCU to produce a 1,000-yard rusher and 1,000-yard receiver in the same season for just the second time in program history...played all 13 games as a redshirt freshman in 2014...named First-Team Academic All-Big 12...redshirted in his first season on campus in 2013.

Personal: Attended Plano High School where he was a First-Team District 10-5A selection as a senior...named to the *Associated Press* Class 5A honorable mention all-state as a senior.

Noteboom's Career Games/Starts:

Year	Teams	GP/GS
2020	Los Angeles Rams	1/1
2019	Los Angeles Rams	6/6
2018	Los Angeles Rams	16/0
	<i>Postseason</i>	<i>3/0</i>
Totals		23/7
	<i>Postseason</i>	<i>3/0</i>



20 Jalen Ramsey



Cornerback • Florida State • Smyrna, Tenn.

Ht./Wt.: 6-1/208

NFL Exp.: 5 (2nd Rams)

GP/GS, (Playoffs): 61/60, (3/3)

Birth Date: 10/24/1994

Acquired: T(JAX)-'19

Transactions: Traded to the Rams (10/15/19)...selected by Jacksonville in the first round (No. 5 overall) of the 2016 NFL draft.

Pro: Started 60-of-61 games played...recorded 249 tackles (219 solo)...three-time Pro Bowl selection (2018, 2019, 2020)...first-team All-Pro in 2017...tallied 11 games with multiple passes defended while in Jacksonville, the most through three seasons of any player in franchise history.

2020 Season: Started the season at cornerback...vs. Dallas (9/13): Started at cornerback...posted six solo tackles...added one pass defended in the fourth quarter.

2019 Season: Traded to the Rams in Week 7...selected to the Pro Bowl for the third-consecutive season...Started 11-of-12 games played...recorded 50 tackles (44 solo)...tallied five passes defended...forced one fumble and added one interception...vs. Kansas City (9/8): Started at cornerback for the Jaguars...registered five solo tackles...at Houston (9/15): Started at cornerback for the Jaguars...totaled four solo tackles and one pass defended...vs. Tennessee (9/19): Started at cornerback for the Jaguars...tied a career-high with eight tackles (five solo)...forced one fumble...at Denver (9/29): Declared inactive with Jacksonville...at Carolina (10/6): Declared inactive with Jacksonville...vs. New Orleans (10/13): Declared inactive with Jacksonville...at Atlanta (10/20): Made his Rams debut...played 36 snaps (65 percent) off the bench...recorded four solo tackles...forced one fumble...helped limit Falcons QB Matt Ryan to a season-low 159 yards passing...vs. Cincinnati (10/27): Started at cornerback...recorded six solo tackles...at Pittsburgh (11/10): Started at cornerback...recorded three solo tackles...vs. Chicago (11/17): Started at cornerback...recorded four tackles (three solo)...added one pass defended...vs. Baltimore (11/25): Started at cornerback...totaled six solo tackles...added one pass defended...at Arizona (12/1): Started at cornerback...appeared in 39 defensive snaps (61 percent)...contributed to a secondary that did not allow a receiving touchdown...vs. Seattle (12/8): Started at cornerback...tallied four solo tackles...at Dallas (12/15): Started at cornerback...recorded one solo tackle...at San Francisco (12/21): Started at cornerback...recorded his first interception as a Ram...tallied four solo tackles and added one pass defended...vs. Arizona (12/29): Declared inactive.

2018 Season: Started all 16 games for third-consecutive season...earned second-consecutive Pro Bowl nod after recording 65 tackles (62 solo), three interceptions and 13 passes defended...at New York Giants (9/9): Started at cornerback...recorded five tackles (four solo)...vs. New England (9/16): Started at cornerback...registered three solo tackles...vs. Tennessee (9/23): Started at cornerback...tallied four solo tackles...vs. New York Jets (9/30): Started at cornerback...recorded one solo tackle and one pass defended...at Kansas City (10/7): Started at cornerback...registered four solo tackles...at Dallas (10/14): Started at cornerback...tallied four tackles (three solo)...added one pass defended...vs. Houston (10/21): Started at cornerback...recorded one solo tackle and one pass defended...vs. Philadelphia (10/28): Started at cornerback...registered three solo tackles...tallied one pass defended and recorded first interception of the season...at Indianapolis (11/11): Started at cornerback...finished with five solo tackles...vs. Pittsburgh (11/18): Started



at cornerback...recorded a season-high eight solo tackles...tallied three passes defended and added two interceptions...at Buffalo (11/25): Started at cornerback...tallied four tackles (three solo)...added one pass defended...vs. Indianapolis (12/2): Started at cornerback...recorded six solo tackles...added two passes defended...at Tennessee (12/6): Started at cornerback...registered five solo tackles...vs. Washington (12/16): Started at cornerback...tallied four solo tackles...had one pass defended...at Miami (12/23): Started at cornerback...had three solo tackles...at Houston (12/30): Started at cornerback...recorded five solo tackles...added two passes defended.

2017 Season: Part of a secondary that was ranked the top passing defense in the NFL...recorded 63 tackles (52 solo), 17 passes defended and four interceptions en route to his first Pro Bowl appearance and an AFC Championship game appearance...started all 16 regular season games and three postseason contests...at Houston (9/10): Started at cornerback...recorded three tackles (two solo)...added three passes defended... vs. Tennessee (9/17): Started at cornerback...had two solo tackles...vs. Baltimore (9/24): Started at cornerback...tallied two solo tackles...added one pass defended and his first interception of the season...at New York Jets (10/1): Started at cornerback...tallied four solo tackles...picked up one pass defended...at Pittsburgh (10/8): Started at cornerback...registered seven solo tackles...recorded a season-best four passes defended and his second interception of the season...vs. LA Rams (10/15): Started at cornerback...recorded three tackles (one solo)...at Indianapolis (10/22): Started at cornerback...registered four solo tackles...added two passes defended...vs. Cincinnati (11/5): Started at cornerback...tallied four solo tackles...had two passes defended...vs. LA Chargers (11/12): Started at cornerback...registered four tackles (three solo)...tallied two passes defended...at Cleveland (11/19): Started at cornerback...tallied six tackles (four solo) and one pass defended...at Arizona (11/26): Started at cornerback...recorded six solo tackles...vs. Indianapolis (12/3): Started at cornerback...registered five tackles (four solo)...added two passes defended and second interception of the season...vs. Seattle (12/10): Started at cornerback...registered two solo tackles...added one pass defended and an interception in second consecutive game...vs. Houston (12/17): Started at cornerback...finished with four solo tackles...at San Francisco (12/24): Started at cornerback...tied a season high with seven tackles (four solo)...at Tennessee (12/31): Started at cornerback...registered three tackles (two solo)...Wild Card vs. Buffalo (1/7): Started at cornerback...recorded two solo tackles...added one pass defended and tallied the first interception of his postseason career... Divisional Round at Pittsburgh (1/14): Started at cornerback...tallied four tackles (three solo)...AFC

Championship at New England (1/21): Started at cornerback...tallied two solo tackles.

2016 Season: Led all NFL rookies with 14 passes defended...one-of-four rookies to return an interception for a touchdown...named AFC Defensive Player of the Week for Week 16 after registering four solo tackles, four passes defended and an interception returned for a touchdown...became the second rookie in the previous eight seasons to tally 50-plus tackles, at least one pick-six and one forced fumble in their rookie season...

vs. Green Bay (9/11): Started at cornerback...registered three tackles (two solo) in NFL debut...**at San Diego (9/18):** Started at cornerback...tallied six solo tackles...**vs. Baltimore (9/25):** Started at cornerback...recorded five tackles (four solo)...**vs. Indianapolis (10/2):** Started at cornerback...tallied four solo tackles...**at Chicago (10/16):** Started at cornerback...recorded two solo tackles and added the first pass defended of his professional career...**vs. Oakland (10/23):** Started at cornerback...registered two solo tackles...**at Tennessee (10/27):** Started at cornerback...registered a career-high eight tackles (four solo)...**at Kansas City (11/6):** Started at cornerback...tallied two tackles (one solo)...**vs. Houston (11/13):** Started at cornerback...recorded six solo tackles...**at Detroit (11/20):** Started at cornerback...tallied six tackles (five solo)...**at Buffalo (11/27):** Started at cornerback...

recorded three solo tackles...**vs. Denver (12/4):** Started at cornerback...had four tackles (three solo)...added two passes defended...**vs. Minnesota (12/11):** Started at cornerback...tallied two tackles (one solo)...had one pass defended...**at Houston (12/18):** Started at cornerback...registered four solo tackles...recorded first forced fumble of his career...had a career-high five passes defended...tallied first interception of his professional career...**vs. Tennessee (12/24):** Started at cornerback...had four solo tackles...added four passes defended and an interception in his second-consecutive game... **at Indianapolis (1/1):** Started at cornerback...tallied four solo tackles...added one pass defended.

College: Started all 41 games during three years at Florida State...finished career with 180 tackles (119 solo), 23 passes defended, 15.5 tackles for loss, 5.0 sacks, three forced fumbles, three interceptions and two fumble recoveries...became Florida State's 36th consensus All-American...All-ACC First-Team, AFCA First-Team All-America, Walter Camp First-Team All-America, ESPN.com First-Team All-America in final collegiate season.

Personal: Attended Brentwood (Tenn.) Academy, where he was rated a five-star prospect by both Rivals.com and Scout.com...was a four-star recruit according to ESPN and 247Sports...U.S. Army All-America selection.



Jalen Ramsey, NFL Statistics



Regular Season

Year	Team	Tackles		Solo	Asst.	Sacks	Interceptions				TD	PD	Fumbles		Yards
		G/S	Total				Int.	Yards	Long	FF			FR		
2016	Jacksonville Jaguars	16/16	65	55	10	0.0	0.0	2	65	35	1	14	1	0	0
2017	Jacksonville Jaguars	16/16	63	52	11	0.0	0.0	4	34	18	0	17	0	0	0
2018	Jacksonville Jaguars	16/16	65	62	3	0.0	0.0	3	0	0	0	13	0	0	0
2019	Jaguars/Rams	12/11	50	44	6	0.0	0.0	1	13	0	0	5	2	0	0
2020	Los Angeles Rams	1/1	6	6	0	0.0	0.0	0	0	0	0	1	0	0	0
Totals		61/60	249	219	30	0.0	0.0	10	112	35	1	50	3	0	0

Postseason

Year	Team	Tackles		Solo	Asst.	Sacks	Interceptions				TD	PD	Fumbles		Yards
		G/S	Total				Int.	Yards	Long	FF			FR		
2017	Jacksonville Jaguars	3/3	8	7	1	0.0	0.0	1	2	2	0	1	0	0	0
Totals		3/3	8	7	1	0.0	0.0	1	2	2	0	0	0	0	0



24 Taylor Rapp



Safety • Washington • Bellingham, Wash.

Ht./Wt.: **6-0/208**
 NFL Exp.: **2 (2nd Rams)**
 GP/GS, (Playoffs): **16/10, (0/0)**
 Birth Date: **12/22/1997**
 Acquired: **D2A-'19 (No. 61 Overall)**

Transactions: Selected by the Rams in the second round (No. 61 overall) of the 2019 NFL Draft (4/26/19).

Pro: Appeared in 16 games with 10 starts in his career...recorded 100 tackles (62 solo) while recording two interceptions, both off Cardinals QB Kyler Murray...finished rookie season with the third-most tackles by any rookie (99).

2020 Season: vs. Dallas (9/13): Recorded one solo tackle and one assisted tackle on special teams.

2019 Season: Started in 10 of his 15 games played...finished his rookie campaign third on the team with 99 tackles (61 solo)...added eight passes defended and two interceptions, including a pick-six in a Week 13 win in Arizona...**at Carolina (9/8):** Finished third on the team with seven tackles (three solo)...played 32 snaps (48 percent) on defense and 16 (46 percent) on special teams...added a special teams tackle...**vs. New Orleans (9/15):** Tallied six tackles (two solo)...recorded his first-career pass defended...**at Cleveland (9/22):** Recorded three tackles (one solo)...added one pass defended...**vs. Tampa Bay (9/29):** Registered three tackles (one solo)...**at Seattle (10/3):** Declared inactive...**vs. San Francisco (10/13):** Totaled six tackles (four solo)...**at Atlanta (10/20):** Earned his first-career start at safety...recorded six tackles (five solo)...**vs. Cincinnati (10/27):** Started at safety...led the defense with 12 tackles (nine solo)...added one pass defended...**at Pittsburgh (11/10):** Started at safety...tallied 9 tackles (six solo)...included two tackles for a loss...**vs. Chicago (11/17):** Started at safety...tallied eight tackles (seven solo)...including one tackle for loss...added one pass defended...**vs. Baltimore (11/25):** Started at safety...recorded his first career QB hit...tallied 10 tackles (six solo)...added one pass defended...**at Arizona (12/1):** Started at safety...recorded his first-career interception and returned it 31 yards for a touchdown...tallied two solo tackles...included one pass defended...**vs. Seattle (12/8):** Started at safety...tallied six tackles (four solo)...**at Dallas (12/15):** Started at safety...totaled 10 tackles (three solo)...**at San Francisco (12/21):** Started at safety...recorded five tackles (four solo)...**vs. Arizona (12/29):** Started at

safety...recorded the second interception of his career and his second off Cardinals QB Kyler Murray...recovered one fumble and defended one pass...registered six tackles (four solo).

College: Played in and started the first 13 games of the 2018 season, before missing the Rose Bowl due to injury...named a 2018 first-team All-American by various media outlets, received 2018 All-Pac-12 First-Team honors...finished fourth on the Husky defense with 59 tackles (33 solo)...led the team with 5.0 sacks in his final season at Washington...made three tackles, including 2.0 sacks and recovered a fumble in the Husky win over North Dakota...posted a career-high nine tackles, including one for a loss at Oregon...in 2017, as a sophomore, played in all 13 games, started 12...named to the Academic All-Pac-12 First-Team...also earned first-team All-Pac-12 accolades...finished third on the team with 59 tackles (38 solo)...added 2.0 sacks and one interception on the season...named the UW coaches' special teams player of the game after the victory over Montana, when he finished with three solo tackles...posted six tackles and notched his fifth career interception in win over Utah...tallied four tackles against Penn State in the Fiesta Bowl...played in all 14 games, starting 10 as a freshman in 2014...finished fifth on the team with 53 tackles (29 solo)...one-of-four freshmen to play in the season opener against Rutgers...snared two interceptions and added five tackles against USC...made seven tackles against Alabama in the Chick-fil-A Peach Bowl...earned the Travis Spring Most Outstanding Freshman at the team's postseason awards banquet.

Personal: Attended Sehome High School where as a senior, earned *USA Today* All-State First-Team, *Associated Press* 2A All-State First-Team, All-Whatcom County First-Team, and All-NWC First-Team honors...earned a spot on the All-USA Western Washington First Team as a defensive back...played on the USA National Teams at the youth level...credited with 117 tackles, seven tackles for loss, four forced fumbles and three interceptions as a senior in 2015...played for Coach Bob Norvell at Sehome.



Taylor Rapp, NFL Statistics



Year	Team	G/S	Regular Season				Interceptions				Fumbles				
			Tackles Total	Solo	Asst.	Sacks	Yards	Int.	Yards	Long	TD	PD	FF	FR	Yards
2019	Los Angeles Rams	16/10	99	61	38	0.0	0.0	2	31t	31t	1	8	0	1	0
2020	Los Angeles Rams	1/0	1	1	0	0.0	0.0	0	0	0	0	0	0	0	0
Totals		17/10	100	62	38	0.0	0.0	2	31t	31t	1	8	0	1	0

Additional Career Statistics: Special teams tackles: Rams: 2020 (1), 2019 (1),



Taylor Rapp, Game-By-Game



2020 Los Angeles Rams

Game	W/L	P/S	T	S	A	Sk	Yds	Int	Yds	Lg	TD	PD	FF	FR	Yds
Dal 9/13	W	1/0	1	1	0	0.0	0.0	0	0	0	0	0	0	0	0
at Phi 9/20	-	0/0	0	0	0	0.0	0.0	0	0	0	0	0	0	0	0
at Buf 9/27	-	0/0	0	0	0	0.0	0.0	0	0	0	0	0	0	0	0
NYG 10/4	-	0/0	0	0	0	0.0	0.0	0	0	0	0	0	0	0	0
at Was 10/11	-	0/0	0	0	0	0.0	0.0	0	0	0	0	0	0	0	0
at SF 10/18	-	0/0	0	0	0	0.0	0.0	0	0	0	0	0	0	0	0
Chi 10/26	-	0/0	0	0	0	0.0	0.0	0	0	0	0	0	0	0	0
at Mia 11/1	-	0/0	0	0	0	0.0	0.0	0	0	0	0	0	0	0	0
Sea 11/15	-	0/0	0	0	0	0.0	0.0	0	0	0	0	0	0	0	0
at TB 11/23	-	0/0	0	0	0	0.0	0.0	0	0	0	0	0	0	0	0
SF 11/29	-	0/0	0	0	0	0.0	0.0	0	0	0	0	0	0	0	0
at Ari 12/6	-	0/0	0	0	0	0.0	0.0	0	0	0	0	0	0	0	0
NE 12/10	-	0/0	0	0	0	0.0	0.0	0	0	0	0	0	0	0	0
NYJ 12/19	-	0/0	0	0	0	0.0	0.0	0	0	0	0	0	0	0	0
at Sea 12/27	-	0/0	0	0	0	0.0	0.0	0	0	0	0	0	0	0	0
Ari 1/3/21	-	0/0	0	0	2	0.0	0.0	0	0	0	0	0	0	0	0
Totals	1-0	1/0	1	1	0	0.0	0.0	0	0	0	0	0	0	0	0

2019 Los Angeles Rams

Game	W/L	P/S	T	S	A	Sk	Yds	Int	Yds	Lg	TD	PD	FF	FR	Yds
at Car 9/8	W	1/0	7	3	4	0.0	0.0	0	0	0	0	0	0	0	0
NO 9/15	W	1/0	6	2	4	0.0	0.0	0	0	0	0	0	1	0	0
at Cle 9/22	W	1/0	3	1	2	0.0	0.0	0	0	0	0	0	1	0	0
TB 9/29	L	1/0	3	1	2	0.0	0.0	0	0	0	0	0	0	0	0
at Sea 10/3	L	0/0									Inactive				
SF 10/13	L	1/0	6	4	2	0.0	0.0	0	0	0	0	0	0	0	0
at Atl 10/20	W	1/1	6	5	1	0.0	0.0	0	0	0	0	0	0	0	0
Cin 10/27	W	1/1	12	9	3	0.0	0.0	0	0	0	0	0	1	0	0
at Pitt 11/10	L	1/1	9	6	3	0.0	0.0	0	0	0	0	0	0	0	0
Chi 11/17	W	1/1	8	7	1	0.0	0.0	0	0	0	0	0	1	0	0
Bal 11/25	L	1/1	10	6	4	0.0	0.0	0	0	0	0	0	1	0	0
at Ari 12/1	W	1/1	2	2	0	0.0	0.0	1	31t	31t	1	2	0	0	0
Sea 12/8	W	1/1	6	4	2	0.0	0.0	0	0	0	0	0	0	0	0
at Dal 12/15	L	1/1	10	3	7	0.0	0.0	0	0	0	0	0	0	0	0
at SF 12/21	L	1/1	5	4	1	0.0	0.0	0	0	0	0	0	0	0	0
Ari 12/29	W	1/1	6	4	2	0.0	0.0	1	27	27	0	1	0	1	0
Totals	9-7	15/10	99	61	38	0.0	0.0	2	31t	31t	1	8	0	1	0



51 Troy Reeder



Linebacker • Delaware • Hockessin, Del.

Ht./Wt.: 6-3/245
 NFL Exp.: 2 (2nd Rams)
 GP/GS, (Playoffs): 17/8, (0/0)
 Birth Date: 9/13/1994
 Acquired: UDFA-'19

Transactions: Signed by the Rams as an undrafted rookie free agent (5/14/19).

Pro: Has appeared in 17 games with eight starts in his career...tallied 53 tackles (32 solo) and forced two fumbles...tallied the second-most tackles by a rookie in a single game in 2019 when he tallied 13 in Week 5 game at Seattle.

2020 Season: vs. Dallas (9/13): Assisted with one tackle on special teams.

2019 Season: Started eight-of-16 games played...totaled 53 tackles (32 solo)...forced two fumbles...one-of-three Rams defenders to make the roster in 2019 after joining the team as an undrafted free agent...**at Carolina (9/8):** Played 17 snaps (51 percent) on special teams...**vs. New Orleans (9/15):** Played 15 snaps on special teams...did not record any stats...**at Cleveland (9/22):** Appeared in 12 snaps on special teams...did not record any statistics...**vs. Tampa Bay (9/29):** Recorded his first career tackle...finished the game with three total tackles (two solo)...**at Seattle (10/3):** Made his first career start at linebacker...totaled a team-high 13 tackles (eight solo)...**vs. San Francisco (10/13):** Started at linebacker...tallied 10 tackles (seven solo)...**at Atlanta (10/20):** Started at linebacker...forced one fumble on special teams...recorded five tackles (one solo) on defense...**vs. Cincinnati (10/27):** Appeared in 15 special teams plays (62 percent)...played 10 snaps on defense (12 percent)...**at Pittsburgh (11/10):** Started at linebacker...recorded one solo tackle...**vs. Chicago (11/17):** Assisted on one tackle...**vs. Baltimore (11/25):** Appeared in 24 special teams plays (89 percent) while playing one snap defensively...**at Arizona (12/1):** Started at linebacker...tallied six tackles (five solo)...**vs. Seattle (12/8):** Assisted on one tackle...**at San Francisco (12/21):** Started at linebacker...tallied three tackles (two solo)...**vs. Arizona (12/29):** Started at linebacker...tallied five tackles (three solo)...forced one fumble...added one tackle on special teams.

College: In his three seasons at Delaware, totaled 283 tackles...currently ranks 22nd all-time at Delaware in total tackles...earned First-Team All-CAA honors all three years as a Blue Hen...in 2018, earned All-American accolades after recording 131 tackles on the year, the fifth-most in a single-season ever by a Delaware player...named a finalist for the Buck Buchanan Award, given to FCS' top defensive player...as a junior in 2017, started all 11 games at outside linebacker for the Blue Hens named First-Team All-CAA...finished the season ranked first on the team in tackles with 89 (34 solo)...added 1.5 sacks, seven tackles for loss, one forced fumble, one fumble recovery, one interception, three pass breakups...blocked one kick on special teams...fielded one punt return for 20 yards...in 2016, started all 11 games at outside linebacker after transferring from Penn State...earned honorable mention Hero Sports Sophomore All-American honors...named Second-Team All-CAA honors...finished second on the team with 63 tackles (36 solo)...added 1.0 sack, 4.5 tackles for loss, two interceptions, one pass breakup and two forced fumbles, one fumble recovery, and a blocked kick...in 2015, at Penn State, started at outside linebacker in 11 games as a redshirt freshman...earned First-Team Freshman All-Big 10 and Second-Team Freshman All-American honors...ranked fourth on the team with 67 tackles...added 5.5 tackles for loss and an interception...redshirted as a true freshman at Penn State in 2014.

Personal: Reeder was an honor student as a finance major at Delaware...career objective is to work in real estate investment and development...his father, Dan, played fullback and linebacker at Delaware and played two seasons in the NFL with the Los Angeles Raiders (fifth-round draft pick) and Pittsburgh Steelers as a fullback.



Troy Reeder, NFL Statistics



Year	Team	Regular Season											Fumbles		
		Tackles G/S	Total	Solo	Asst.	Sacks	Yards	Int.	Yards	Long	TD	PD	FF	FR	Yards
2019	Los Angeles Rams	16/8	53	32	21	0.0	0.0	0	0	0	0	0	2	0	0
2020	Los Angeles Rams	1/0	0	0	0	0.0	0.0	0	0	0	0	0	0	0	0
Totals		17/8	53	32	21	0.0	0.0	0	0	0	0	0	2	0	0

Additional Career Statistics: Special teams tackles: Rams: 2020 (1), 2019 (6)



Troy Reeder, Game-By-Game



2020 Los Angeles Rams

Game	W/L	P/S	T	S	A	Sk	Yds	Int	Yds	Lg	TD	PD	FF	FR	Yds
Dal 9/13	W	1/0	0	0	0	0.0	0.0	0	0	0	0	0	0	0	0
at Phi 9/20	-	0/0	0	0	0	0.0	0.0	0	0	0	0	0	0	0	0
at Buf 9/27	-	0/0	0	0	0	0.0	0.0	0	0	0	0	0	0	0	0
NYG 10/4	-	0/0	0	0	0	0.0	0.0	0	0	0	0	0	0	0	0
at Was 10/11	-	0/0	0	0	0	0.0	0.0	0	0	0	0	0	0	0	0
at SF 10/18	-	0/0	0	0	0	0.0	0.0	0	0	0	0	0	0	0	0
Chi 10/26	-	0/0	0	0	0	0.0	0.0	0	0	0	0	0	0	0	0
at Mia 11/1	-	0/0	0	0	0	0.0	0.0	0	0	0	0	0	0	0	0
Sea 11/15	-	0/0	0	0	0	0.0	0.0	0	0	0	0	0	0	0	0
at TB 11/23	-	0/0	0	0	0	0.0	0.0	0	0	0	0	0	0	0	0
SF 11/29	-	0/0	0	0	0	0.0	0.0	0	0	0	0	0	0	0	0
at Ari 12/6	-	0/0	0	0	0	0.0	0.0	0	0	0	0	0	0	0	0
NE 12/10	-	0/0	0	0	0	0.0	0.0	0	0	0	0	0	0	0	0
NYJ 12/19	-	0/0	0	0	0	0.0	0.0	0	0	0	0	0	0	0	0
at Sea 12/27	-	0/0	0	0	0	0.0	0.0	0	0	0	0	0	0	0	0
Ari 1/3/21	-	0/0	0	0	2	0.0	0.0	0	0	0	0	0	0	0	0
Totals	1-0	1/0	0	0	0	0.0	0.0	0	0	0	0	0	0	0	0

2019 Los Angeles Rams

Game	W/L	P/S	T	S	A	Sk	Yds	Int	Yds	Lg	TD	PD	FF	FR	Yds
at Car 9/8	W	1/0	0	0	0	0.0	0.0	0	0	0	0	0	0	0	0
NO 9/15	W	1/0	0	0	0	0.0	0.0	0	0	0	0	0	0	0	0
at Cle 9/22	W	1/0	0	0	0	0.0	0.0	0	0	0	0	0	0	0	0
TB 9/29	L	1/0	3	2	1	0.0	0.0	0	0	0	0	0	0	0	0
at Sea 10/3	L	1/1	13	8	5	0.0	0.0	0	0	0	0	0	0	0	0
SF 10/13	L	1/1	10	7	3	0.0	0.0	0	0	0	0	0	0	0	0
at Atl 10/20	W	1/1	5	1	4	0.0	0.0	0	0	0	0	0	0	1	0
Cin 10/27	W	1/0	0	0	0	0.0	0.0	0	0	0	0	0	0	0	0
at Pit 11/10	L	1/1	1	1	0	0.0	0.0	0	0	0	0	0	0	0	0
Chi 11/17	W	1/0	1	0	1	0.0	0.0	0	0	0	0	0	0	0	0
Bal 11/25	L	1/0	0	0	0	0.0	0.0	0	0	0	0	0	0	0	0
at Ari 12/1	W	1/1	6	5	1	0.0	0.0	0	0	0	0	0	0	0	0
Sea 12/8	W	1/0	1	0	1	0.0	0.0	0	0	0	0	0	0	0	0
at Dal 12/15	L	1/0	5	3	2	0.0	0.0	0	0	0	0	0	0	0	0
at SF 12/21	L	1/1	3	2	1	0.0	0.0	0	0	0	0	0	0	0	0
Ari 12/29	W	1/1	5	3	2	0.0	0.0	0	0	0	0	0	0	1	0
Totals	9-7	16/8	53	32	21	0.0	0.0	0	0	0	0	0	0	2	0



11 Josh Reynolds



Wide Receiver • Texas A&M • San Antonio, Texas

Ht./Wt.: 6-3/196

NFL Exp.: 4 (4th Rams)

GP/GS: 49/12, (Playoffs): (4/2)

Birth Date: 2/16/1995

Acquired: D4A-'17 (No. 117 Overall)

Transactions: Selected by the Rams in the fourth round (117th overall) of the 2017 NFL Draft (4/30/17).

Pro: Fourth-year pro, has played in all 49 regular season games (12 starts) and four postseason contests (two starts) since being drafted by the Rams in 2017...tallied 62 career receptions for 849 yards and seven touchdowns.

2020 Season: Started the season at wide receiver...**vs. Dallas (9/13):** Started at wide receiver...finished with one catch for 17 yards on only target.

2019 Season: Played in all 16 games with two starts...finished the season with 21 receptions, 327 receiving yards and one touchdown...**at Carolina (9/8):** Targeted twice in Week 1 win over Carolina...did not record any statistics...**vs. New Orleans (9/15):** Saw action at wide receiver and on special teams...**at Cleveland (9/22):** Targeted once in Week 3 win over Cleveland...**vs. Tampa Bay (9/29):** Caught his first reception of the season for 22 yards...played 11 special teams snaps (29 percent)...**at Seattle (10/3):** Caught one pass for 12 yards...**vs. San Francisco (10/13):** Targeted once...did not record any statistics...**at Atlanta (10/20):** Targeted once...did not record any statistics...**vs. Cincinnati (10/27):** Caught three passes for 73 yards with a long of 31 yards...recorded his seventh career touchdown...**at Pittsburgh (11/10):** Caught three passes for 49 yards with a long of 21 yards...**vs. Chicago (11/17):** Caught three passes for 55 yards with a long of 26 yards...**vs. Baltimore (11/25):** Caught two passes for eight yards with a long of six yards...**at Arizona (12/1):** Hauled in four passes for 39 yards with a long of 20 yards...**vs. Seattle (12/8):** Rushed three times for 29 yards with a career-long of 12 yards and average of 9.7 yards...**at Dallas (12/15):** Caught two receptions for 36 yards with a long of 28 yards...**at San Francisco (12/21):** Caught two passes for 32 yards with a long of 24 yards...**vs. Arizona (12/29):** Targeted once...did not record any statistics.

2018 Season: Finished the regular season with a career-high in receptions (29), receiving yards (402) and touchdowns (five)...played in all 16 regular season games and three postseason contests...**at Seattle (10/7):** Caught two passes for 39 yards with a long of 22...recorded one rushing attempt for a 10-yard gain...added one special teams tackle...**at San Francisco (10/21):** Started at wide receiver...caught one pass for 19 yards...**vs. Green Bay (10/28):** Caught three passes for 42 yards and a career-high two touchdowns...**vs. Seattle (11/11):** Appeared in 10 offensive plays and seven special teams plays...recovered an onside kick...**vs. Kansas City (11/19):** Caught a career-high six passes for 80 yards and one touchdown...**at Detroit (12/2):** Caught two passes for 19 yards with a long of 14 yards...**at Chicago (12/9):** Caught three passes for 36 yards...**vs. Philadelphia (12/16):** Caught five passes for 70 yards...had a career-long 33-yard reception...**at**

Arizona (12/23): Caught two passes for 44 yards with a long of 26 yards...**vs. San Francisco (12/30):** Caught four passes for 55 yards and two touchdowns...marked his second multi-touchdown game of the season...**Divisional Round vs. Dallas (1/12/19):** Made first-career playoff start...caught one pass for 19 yards...rushed the ball once for nine yards...**Championship Round at New Orleans (1/20/19):** Caught four passes for 74 yards...rushed the ball once for 16 yards...**Super Bowl LIII (2/3/19):** Caught three passes for 28 yards.

2017 Season: Finished the regular season with 11 receptions for 104 yards and one touchdown...**vs. Washington (9/17):** Recorded first-career reception for 28 yards on a fake punt from P Johnny Hekker...**vs. New Orleans (11/26):** Made his first career start at wide receiver...tallied four catches for 37 yards...scored his first-career touchdown on a seven-yard strike from QB Jared Goff...**Wild Card vs. Atlanta (1/6/18):** Saw action at wide receiver and on special teams...made one special teams tackle.

College: Led the SEC with 30 career receiving touchdowns, which ranks second in school history...also led the SEC in receiving yards (2,788)...caught a touchdown in the final eight games of his career...is the only player in Texas A&M and SEC history with multiple 90-yard plus receptions in his career...made at least two catches in every game...finished 2016 season with 61 receptions for 885 yards and 12 touchdowns...as a junior in 2015, averaged a team-best 17.8 yards on 51 catches for 907 yards while seeing action in 12 of 13 games...reeled in five touchdowns...had three 100-yard games...posted a career high 11 receptions for 177 yards against Louisville in the bowl game...in 2014, had a spectacular first season at Texas A&M with a team-best 842 receiving yards and 13 receiving touchdowns on 52 catches...broke the school record for receiving touchdowns previously held by Jeff Fuller (2010) and Mike Evans (2013)...his 13 receiving scores ranked No. 2 in the SEC and tied for No. 5 nationally...was the only receiver to catch at least one pass in all 13 games...reeled in at least one touch catch in nine games...in 2013, attended Tyler Junior College in Tyler, Texas...earned second-team all-conference honors at TJC after making 44 catches for 782 yards and 12 touchdowns.

Personal: Attended John Jay High School in San Antonio, Texas...named to the San Antonio Express-News' Class 5A "Super Team" as a senior...also earned all-District 27-5A honors after making 44 catches for 667 yards and eight touchdowns and 48 tackles and three pickoffs on defense...son of Michele Reynolds...recreation, park and tourism sciences major.



Josh Reynolds, NFL Statistics



Regular Season

Year	Team	G/S	No.	Receiving			TD	Att.	Rushing			TD
				Yards	Avg.	Long			Yards	Avg.	Long	
2017	Los Angeles Rams	16/1	11	104	9.5	28	1	0	0	0.0	0	0
2018	Los Angeles Rams	16/8	29	402	13.9	33	5	2	8	4.0	10	0
2019	Los Angeles Rams	16/2	21	327	15.5	31	1	5	23	4.6	12	0
2020	Los Angeles Rams	1/1	1	17	17.0	17	0	0	0	0	0	0
Totals		49/12	62	849	13.7	33	7	7	31	4.4	12	0

Postseason

Year	Team	G/S	No.	Receiving			TD	Att.	Rushing			TD
				Yards	Avg.	Long			Yards	Avg.	Long	
2017	Los Angeles Rams	1/0	0	0	0.0	0	0	0	0	0.0	0	0
2018	Los Angeles Rams	3/2	8	121	15.1	33	0	2	25	12.5	16	0
Totals		4/2	8	121	15.1	33	0	2	25	12.5	16	0

Additional Career Statistics: Special Teams Tackles: 2018: (1), 2017: (2), 2017 Postseason: (1).



Josh Reynolds, Game-By-Game



2020 Los Angeles Rams

Game	W/L	P/S	Receiving					Rushing				
			No.	Yards	Avg.	Long	TD	Att.	Yards	Avg.	Long	TD
Dal 9/13	W	1/1	1	17	17.0	17	0	0	0	0.0	0	0
at Phi 9/20	-	0/0	0	0	0.0	0	0	0	0	0.0	0	0
at Buf 9/27	-	0/0	0	0	0.0	0	0	0	0	0.0	0	0
NYG 10/4	-	0/0	0	0	0.0	0	0	0	0	0.0	0	0
at Was 10/11	-	0/0	0	0	0.0	0	0	0	0	0.0	0	0
at SF 10/18	-	0/0	0	0	0.0	0	0	0	0	0.0	0	0
Chi 10/26	-	0/0	0	0	0.0	0	0	0	0	0.0	0	0
at Mia 11/1	-	0/0	0	0	0.0	0	0	0	0	0.0	0	0
Sea 11/15	-	0/0	0	0	0.0	0	0	0	0	0.0	0	0
at TB 11/23	-	0/0	0	0	0.0	0	0	0	0	0.0	0	0
SF 11/29	-	0/0	0	0	0.0	0	0	0	0	0.0	0	0
at Ari 12/6	-	0/0	0	0	0.0	0	0	0	0	0.0	0	0
NE 12/10	-	0/0	0	0	0.0	0	0	0	0	0.0	0	0
NYJ 12/19	-	0/0	0	0	0.0	0	0	0	0	0.0	0	0
at Sea 12/27	-	0/0	0	0	0.0	0	0	0	0	0.0	0	0
Ari 1/3/21	-	0/0	0	0	0.0	0	0	0	0	0.0	0	0
Totals	1-0	1/1	1	17	17.0	17	0	0	0	0.0	0	0

2019 Los Angeles Rams

Game	W/L	P/S	Receiving					Rushing				
			No.	Yards	Avg.	Long	TD	Att.	Yards	Avg.	Long	TD
at Car 9/8	W	1/0	0	0	0.0	0	0	0	0	0	0	0
NO 9/15	W	1/0	0	0	0.0	0	0	0	0	0	0	0
at Cle 9/22	W	1/0	0	0	0.0	0	0	0	0	0	0	0
TB 9/29	L	1/0	1	22	22.0	22	0	0	0	0	0	0
at Sea 10/3	L	1/0	1	12	12.0	12	0	0	0	0	0	0
SF 10/13	L	1/0	0	0	0.0	0	0	0	0	0	0	0
at Atl 10/20	W	1/0	0	0	0.0	0	0	0	0	0	0	0
Cin 10/27	W	1/0	3	73	24.3	31	1	1	1	-1	-1.0	-1
at Pit 11/10	L	1/1	3	49	16.3	21	0	0	0	0	0	0
Chi 11/17	W	1/1	3	55	18.3	26	0	1	-5	-5.0	-5	0
Bal 11/25	L	1/0	2	8	4.0	6	0	0	0	0	0	0
at Ari 12/1	W	1/0	4	39	9.8	20	0	0	0	0	0	0
Sea 12/8	W	1/0	0	0	0.0	0	0	3	29	9.7	12	0
at Dal 12/15	L	1/0	2	36	18.0	28	0	0	0	0.0	0	0
SF 12/21	L	1/0	2	32	16.0	24	0	0	0	0.0	0	0
Ari 12/29	W	1/0	0	0	0.0	0	0	0	0	0.0	0	0
Totals	9-7	16/2	21	327	15.5	31	1	5	23	4.6	12	0

2018 Los Angeles Rams

Game	W/L	P/S	Receiving					Rushing				
			No.	Yards	Avg.	Long	TD	Att.	Yards	Avg.	Long	TD
at Oak 9/10	W	1/0	0	0	0.0	0	0	0	0	0.0	0	0
Ari 9/16	W	1/0	0	0	0.0	0	0	0	0	0.0	0	0
LAC 9/23	W	1/0	0	0	0.0	0	0	0	0	0.0	0	0
Min 9/27	W	1/0	0	0	0.0	0	0	0	0	0.0	0	0
at Sea 10/7	W	1/0	2	39	19.5	22	0	1	10	10.0	10	0
at Den 10/14	W	1/0	1	-2	-2.0	-2	0	0	0	0.0	0	0
at SF 10/21	W	1/1	1	19	19.0	19	0	0	0	0.0	0	0
GB 10/28	W	1/1	3	42	14.0	22	2	1	-2	-2.0	-2	0
at NO 11/4	L	1/0	0	0	0.0	0	0	0	0	0.0	0	0
Sea 11/11	W	1/0	0	0	0.0	0	0	0	0	0.0	0	0
KC 11/19	W	1/1	6	80	13.3	27	1	0	0	0.0	0	0
at Det 12/2	W	1/1	2	19	9.5	14	0	0	0	0.0	0	0
at Chi 12/9	L	1/1	3	36	12.0	16	0	0	0	0.0	0	0
Phi 12/16	L	1/1	5	70	14.0	33	0	0	0	0.0	0	0
at Ari 12/23	W	1/1	2	44	22.0	26	0	0	0	0.0	0	0
SF 12/30	W	1/1	4	55	13.8	29	2	0	0	0.0	0	0
Totals	13-3	16/8	29	402	13.9	33	552	8	4.0	10	0	0

2018 Postseason

Game	W/L	P/S	Receiving					Rushing				
			No.	Yards	Avg.	Long	TD	Att.	Yards	Avg.	Long	TD
Dal 1/12/19 *	W	1/1	1	19	19.0	19	0	1	9	9.0	9	0
at NO 1/20/19 ^	W	1/0	4	74	18.5	33	0	1	16	16.0	16	0
NE 2/3/2019 !	L	1/1	3	28	9.3	11	0	0	0	0.0	0	0
Totals	2-1	3/2	8	121	15.1	33	0	2	25	12.5	16	0

* Denotes NFC Divisional Playoff Game, ^ Denotes NFC Championship Playoff Game, ! Denotes Super Bowl LIII

2017 Los Angeles Rams

Game	W/L	P/S	Receiving					Rushing				
			No.	Yards	Avg.	Long	TD	Att.	Yards	Avg.	Long	TD
Ind 9/10	W	1/0	0	0	0.0	0	0	0	0	0.0	0	0
Was 9/17	L	1/0	1	28	28.0	28	0	0	0	0.0	0	0
at SF 9/21	W	1/0	0	0	0.0	0	0	0	0	0.0	0	0
at DAL 10/1	W	1/0	0	0	0.0	0	0	0	0	0.0	0	0
Sea 10/8	L	1/0	0	0	0.0	0	0	0	0	0.0	0	0
at Jax 10/15	W	1/0	0	0	0.0	0	0	0	0	0.0	0	0
Ari 10/22	W	1/0	0	0	0.0	0	0	0	0	0.0	0	0
at NYG 11/5	W	1/0	0	0	0.0	0	0	0	0	0.0	0	0
Hou 11/12	W	1/0	0	0	0.0	0	0	0	0	0.0	0	0
at Min 11/19	L	1/0	0	0	0.0	0	0	0	0	0.0	0	0
NO 11/26	W	1/1	4	37	9.3	14	1	0	0	0.0	0	0
at Ari 12/3	W	1/0	2	6	3.0	3	0	0	0	0.0	0	0
Phi 12/10	L	1/0	2	17	8.5	15	0	0	0	0.0	0	0
at Sea 12/17	W	1/0	0	0	0.0	0	0	0	0	0.0	0	0
at Ten 12/24	W	1/0	0	0	0.0	0	0	0	0	0.0	0	0
SF 12/31	L	1/0	2	16	8.0	11	0	0	0	0.0	0	0
Totals	11-5	16/1	11	104	9.5	28	1	0	0	0.0	0	0

2017 Postseason

Game	W/L	P/S	Receiving					Rushing				
			No.	Yards	Avg.	Long	TD	Att.	Yards	Avg.	Long	TD
Atl 1/6/18 *	L	1/0	0	0	0.0	0	0	0	0	0.0	0	0
Totals	0-1	1/0	0	0	0.0	0	0	0	0	0.0	0	0

* Denotes NFC Wild Card Playoff Game



33 Nick Scott



Safety • Penn State • Fairfax, Va.

Ht./Wt.: 5-11/201
 NFL Exp.: 2 (2nd Rams)
 GP/GS, (Playoffs): 17/0, (0/0)
 Birth Date: 5/17/1995
 Acquired: D7A-'19 (No. 243 Overall)

Transactions: Selected by the Rams in the seventh round (No. 243 overall) of the 2019 NFL Draft (4/27/19).

Pro: Played in 17 games...tallied two tackles on defense (one solo) and six on special teams...has one career reception on a fake punt in a 2019 Week 7 victory in Atlanta.

2020 Season: vs. Dallas (9/13): Accounted for 80 percent of playing time on special teams, while seeing 20 snaps on defense.

2019 Season: Appeared in all 16 games, primarily in special teams action...caught one pass for 23 yards on a successful fake punt attempt in a Week 7 win over Atlanta...**at Carolina (9/8):** Played 28 snaps (80 percent) on special teams...did not record any statistics...**vs. New Orleans (9/15):** Recorded two tackles on special teams...**at Cleveland (9/22):** Played 17 snaps (71 percent) on special teams...did not record any statistics...**vs. Tampa Bay (9/29):** Played 30 snaps (79 percent) on special teams...did not record any statistics...**at Seattle (10/3):** Played 25 snaps (81 percent) on special teams...**vs. San Francisco (10/13):** Appeared in 25 special teams snaps (96 percent)...recorded one special teams tackle...**at Atlanta (10/20):** Caught one pass for 23 yards on a fake punt play...**vs. Cincinnati (10/27):** Appeared in 17 special teams plays (71 percent)...**at Pittsburgh (11/10):** Appeared in 30 special teams snaps (83 percent)...**vs. Baltimore (11/25):** Appeared in 25 special teams snaps (93 percent)...**at Arizona (12/1):** Played in 17 special teams snaps (61 percent) and 14 snaps on defense (22 percent)...posted two tackles (one solo), marking his first NFL tackles...**vs. Seattle (12/8):** Appeared in 18 special teams snaps (72 percent)...did not record any statistics...**at Dallas (12/15):** Played 29 snaps on special teams (97 percent)...did not record any statistics...**at San Francisco (12/21):** Played in 28 special teams snaps (80 percent)...did not record any statistics...**vs. Arizona (12/29):** Played in 17 special teams snaps (61 percent) and 14 snaps on defense (22 percent)...did not record any stats.

College: Played in 52 games for Penn State...recorded 114 defensive tackles (60 solo), 2.5 tackles for loss and 1.0 sack with the Nittany Lions...snared three interceptions and added five passes defended in 52 collegiate games...returned 20 kickoffs for 448 yards (22.4 yards/return)...recorded 30 rushing attempts as a redshirt freshman in 2015, amassing 133 yards (4.4 yards

per rush)...caught four passes for 43 yards (10.8 yards/reception) in his collegiate career...made 12 starts as a senior in 2018...one-of-10 Penn Staters to enter 2018 having already earned a degree...won the team's Captain Award and shared the Bob Mitinger Memorial Award, as an ultimate teammate who exhibits courage, character and social responsibility his final season on campus...finished senior season with a single-season best 65 tackles (35 solo), 1.0 sack, three interceptions, four passes defended and a fumble recovery...as a junior in 2017, earned the Captain's Award at the annual team banquet...appeared in all 13 games with one start in 2017...selected team captain prior to the season...made his second career start – and first on defense – at Maryland (11/25), with his only other start coming at running back vs. Indiana in 2015...in 2016, as a sophomore, appeared in 13 games...wore No. 25 in the regular season finale to honor injured senior Von Walker...finished third on the team in special teams tackles (eight)...appeared in 13 games with one start as a redshirt freshman in 2015...one-of-17 redshirt freshmen to see action and one-of-seven freshmen to earn a start...made his first career start vs. Indiana at running back...selected as the John Bruno Memorial Award winner for the team's outstanding member of special teams...recorded 30 rushing attempts, amassed 133 yards (4.4 yards per rush)...caught four passes for 43 yards (10.8 yards/reception).

Personal: Full name is Nicholas Michael Scott...son of Irvin and Lakisha Scott...has two older brothers, Irvin and Leon...brother, Irvin, played cornerback at Holy Cross from 2010-13...volunteered with KEEN Greater D.C. (Kids Enjoy Exercise Now), helping elementary-age disabled students enjoy sports and exercise...graduated in May 2018 with a degree in psychology...pursued a second degree in labor and employment relations his final season at Penn State...interested in a possible career as a sports psychologist...a four-year letterman during his high school career...played his freshman and sophomore seasons at Brookline (Mass.) High School for Head Coach Kevin Mahoney and played his final two seasons at Fairfax High School for Head Coach Kevin Simonds...played running back, quarterback, wide receiver, linebacker, safety and returned kicks during his prep career.



Nick Scott, NFL Statistics



Year	Team	Tackles		Regular Season							Fumbles				
		G/S	Total	Solo	Asst.	Sacks	Yards	Int.	Yards	Long	TD	PD	FF	FR	Yards
2019	Los Angeles Rams	16/0	2	1	1	0.0	0.0	0	0	0	0	0	0	0	0
2020	Los Angeles Rams	1/0	0	0	0	0.0	0.0	0	0	0	0	0	0	0	
Totals		17/0	2	1	1	0.0	0.0	0	0	0	0	0	0	0	

Additional Career Statistics: Special teams tackles: Rams: 2019 (6); Caught one pass for 23 yards on a fake punt play.



65 Coleman Shelton



Offensive Line • Washington • Pasadena, Calif.

Ht./Wt.: **6-4/299**
 NFL Exp.: **2 (2nd Rams)**
 GP/GS, (Playoffs): **11/0, (0/0)**
 Birth Date: **7/28/1995**
 Acquired: **FA-'18**

Transactions: Signed to the Rams active roster from the Cardinals practice squad (9/2/19)...signed to Cardinals practice squad (9/1/19)...cut by Arizona (8/31/19)...signed by the Cardinals (12/31/18)...signed to the Arizona Cardinals practice squad (10/15/18)...waived from the Titans practice squad (10/9/18)...signed to the Tennessee Titans practice squad (9/3/18)...waived by the 49ers (9/1/18)...signed by the San Francisco 49ers as an undrafted free agent (5/2/18).

Pro: Appeared in 11 games in his career, primarily in a special teams role.

2020 Season: vs. Dallas (9/13): Did not play

2019 Season: Played in 11 games, primarily serving in special teams action...**at Carolina (9/8):** Declared inactive...**vs. New Orleans (9/15):** Declared inactive...**at Cleveland (9/22):** Made his NFL debut in a Week 3 win over the Browns...played five snaps on special teams (21 percent)...**vs. Tampa Bay (9/29):** Declared inactive...**vs. Seattle (10/3):** Declared inactive...**vs. San Francisco (10/13):** Declared inactive...**at Atlanta (10/20):** Appeared in four snaps on offense (five percent) and 10 special teams snaps (29 percent)...**vs. Cincinnati (10/27):** Appeared in four special teams plays (17 percent)...**at Pittsburgh (11/10):** Appeared in 13 snaps on offense (17 percent) and three special teams snaps (eight percent)...**vs. Chicago (11/17):** Appeared in three special teams plays (12 percent)...**vs. Baltimore (11/25):** Appeared in two special teams snaps (eight percent)...**at Arizona (12/1):** Appeared in 13 snaps on offense (17 percent) and three special teams snaps (eight percent)...**vs. Seattle (12/8):** Appeared in five special teams snaps (20 percent)...**at Dallas (12/15):** Appeared in one snap on

special teams...**at San Francisco (12/21):** Appeared in six special teams snaps played (17 percent)...**vs. Arizona (12/29):** Appeared in six special teams snaps (21 percent)

College: Played in 53 games (47 starts) in five years at Washington...as a senior in 2017, earned First-Team All-Pac-12 and honorable mention academic All-Pac-12 honors...started all 13 games at center and was recipient of Washington's John P. Angel Lineman of the Year Award and Academic Achievement Award...as a junior in 2016, started all 14 games at center and earned Second-Team All-Pac-12 and honorable mention academic All-Pac-12 honors...started all 13 games on the offensive line and was the recipient of the John P. Angel Lineman of the Year Award as a sophomore in 2015...as a freshman in 2014, played in 13 games (seven starts)...redshirted in 2013.

Personal: Attended Loyola (Los Angeles, Calif.) High School, where he played on the offense and defensive line...as a junior and senior earned All-Serra League honors and helped lead the Cubs to an 8-3 record and a trip to the CIF Southern Section Pac-5 playoffs...prior to his junior and senior season, was named a top offensive lineman in the area by the Los Angeles Times.

Shelton's Career Games/Starts:

Year	Teams	GP/GS
2020	Los Angeles Rams	0/0
2019	Los Angeles Rams	11/0
Totals		11/0



1 Samuel Sloman



Kicker • Miami (Ohio) • Rosewell, Ga.

Ht./Wt.: **5-8/205**
 NFL Exp.: **Rookie**
 GP/GS, (Playoffs): **1/0, (0/0)**
 Birth Date: **9/19/1997**
 Acquired: **D7B-'20 (No. 248 Overall)**

Transactions: Selected by the Rams in the seventh round (248th overall) of the 2020 NFL Draft (4/25/20).

2020 Season: Made his NFL debut under the lights on Sunday Night Football against the Cowboys...**vs. Dallas (9/13):** Made two-of-three field goal attempts...one from 35 yards and another from 31 yards...went two-for-two on extra points.

College: Sloman ranks fourth all-time in school scoring (259)...In 2019 as a senior Sloman was Second team All-America by The Athletic...Second team All-MAC...finished the season 26-30 on field goal attempts (first in school history) and 34-for-34 on extra points...finished the year 4-of-5 on field goals of over 50 yards...also had 52 touchbacks on 75 attempts...was named the MAC Championship Special Teams Player of the Game after going a perfect 4-for-4 on field goals in the 26-21 win...made a 53-yard field goal with under four minutes to play to beat Ohio 24-21...in 2018 he finished season 10-of-13 on field goal attempts and 41-of-42 on extra points...had a season-long 44-yard field

goal versus Western Michigan...recorded 42 touchbacks on 63 kickoffs...in 2017 earned the place kicker job and made 12-of-16 field goals...converted on 2-of-2 kicks in season opener at Marshall, including a 42-yarder...was a perfect 3-for-3 against Bowling Green, including a season-long 45 yard kick...averaged 59.2 yards per kickoff with 21 touchbacks...named team's Special Teams Player of the Year...in 2016 served as the team's kickoff specialist...averaged 57.4 yards per kickoff with 12 touchbacks...also converted on 1-of-3 field goals on the season.

Personal: A high school graduate of Pace Academy...played football and soccer at Pace...connected on 20-of-23 kicks with a long of 53 yards as a senior, while also nailing all 51 extra points...team won the Georgia Class AA state championship in 2015...played in the 2015 Georgia High School Senior All-Star Game...two-time All-State kicker, and a MaxPreps First Team All-American in 2015...son of Jay and Judi Sloman...majored in kinesiology.



Samuel Sloman, NFL Statistics



Year	Team	Games	Field Goals					Kickoffs						
			FGM	FGA	Long	%	Blckd	PAT	TOT	Avg./G	TD	TB	OB	YDS
2020	Los Angeles Rams	1	2	3	35	66.6	0	2	2	0.0	0	1	0	65
Totals		1	2	3	35	66.6	0	2	2	0.0	0	1	0	65



Samuel Sloman, Game-By-Game



2020 Los Angeles Rams

Game	WL	Pts	XP/XPA	FG/FGA	1-19	20-29	30-39	40-49	50+
Dal 9/13	W	8	2/2	2/3	0/0	0/1	2/2	0/0	0/0
at Phi 9/20	-	0	0/0	0/0	0/0	0/0	0/0	0/0	0/0
at Buf 9/27	-	0	0/0	0/0	0/0	0/0	0/0	0/0	0/0
NYG 10/4	-	0	0/0	0/0	0/0	0/0	0/0	0/0	0/0
at Was 10/11	-	0	0/0	0/0	0/0	0/0	0/0	0/0	0/0
at SF 10/18	-	0	0/0	0/0	0/0	0/0	0/0	0/0	0/0
Chi 10/26	-	0	0/0	0/0	0/0	0/0	0/0	0/0	0/0
at Mia 11/1	-	0	0/0	0/0	0/0	0/0	0/0	0/0	0/0
Sea 11/15	-	0	0/0	0/0	0/0	0/0	0/0	0/0	0/0
at TB 11/23	-	0	0/0	0/0	0/0	0/0	0/0	0/0	0/0
SF 11/29	-	0	0/0	0/0	0/0	0/0	0/0	0/0	0/0
at Ari 12/6	-	0	0/0	0/0	0/0	0/0	0/0	0/0	0/0
NE 12/10	-	0	0/0	0/0	0/0	0/0	0/0	0/0	0/0
NYJ 12/19	-	0	0/0	0/0	0/0	0/0	0/0	0/0	0/0
at Sea 12/27	-	0	0/0	0/0	0/0	0/0	0/0	0/0	0/0
Ari 1/3/21	-	0	0/0	0/0	0/0	0/0	0/0	0/0	0/0
Totals	1-0	8	2/2	2/3	0/0	0/1	2/2	0/0	0/0



14 Nsimba Webster



Wide Receiver • Eastern Washington • Antioch, Calif.

Ht./Wt.: **5-10/180**

NFL Exp.: **2 (2nd Rams)**

GP/GS, (Playoffs): **6/0, (0/0)**

Birth Date: **1/27/1996**

Acquired: **UDFA-'19**

Transactions: Signed to the active roster from practice squad (11/16/19)...signed to Rams practice squad (10/15/19)...released by Rams (10/12/19)...signed by the Rams as an undrafted rookie free agent (5/14/19).

Pro: Appeared in six games in his career, primarily serving as L.A.'s kick and punt returner...returned two punts and seven kickoffs during rookie campaign.

2020 Season: vs. Dallas (9/13): Saw action on 11 special teams plays (44 percent)...returned one kick for 20 yards.

2019 Season: Signed to the Rams 53-man roster...made his NFL debut in a Week 11 win over the Bears...**at Carolina (9/8):** Declared inactive...**vs. New Orleans (9/15):** Declared inactive...**at Cleveland (9/22):** Declared inactive...**vs. Chicago (11/17):** Appeared in 13 snaps on special teams (52 percent)...**vs. Baltimore (11/25):** Declared inactive...**at Arizona (12/1):** Declared inactive...**vs. Seattle (12/8):** Saw action as a punt returner...signaled for three fair catches...**at Dallas (12/15):** Returned one punt for zero yards...**at San Francisco (12/21):** Returned one kickoff for 27 yards...signaled for two fair catches and returned two punts for one total yard... **at Arizona (12/29):** Returned one kickoff for 30 yards and two punts for 18 yards with a long of 14 yards.

College: Played in 44 games at Eastern Washington...totaled 156 receptions for 2,233 yards and 18 touchdowns...returned 48

kicks for the Eagles, totaling 1,114 yards and averaged 23.2 yards per kickoff return...added three kick returns of 40-plus yards in his college career...as a senior in 2018, played in 15 games for the Eagles...posted 1,379 yards on 84 receptions...scored 11 receiving touchdowns...averaged 16.4 yards per reception and 91.9 yards receiving per game in his final season at Eastern...earned First-Team All-Big Sky accolades...as a junior in 2017, named Third Team All-Big Sky honors...started EWU's first 10 games as a wide receiver and played in a total of 11 games in 2017...finished the season with 693 yards on 59 receptions with five touchdowns...as a sophomore in 2016, played in eight games as a wide receiver and kick returner...missed six games with an injury suffered on a 65-yard kickoff return against UC Davis...caught six passes for 64 yards...returned 15 kickoffs for 379 yards...in 2015, as a redshirt freshman, finished with 772 all-purpose yards...played in 10 games with one start...finished the year with seven catches for 97 yards...added 680 yards on 31 kickoff returns...ranked eighth in the Big Sky with a 21.9 average per return, with a long of 47...the 680 return yards ranked as the 10th-most in school history.

Personal: Prepped at Deer Valley High...communication studies major at Eastern...parents are Marcus and Batala Webster...has a twin brother, Nzuzi, who played cornerback for the Eagles...mother, Batala, is a native of the Democratic Republic of the Congo.



Nsimba Webster, NFL Statistics



Regular Season														
Year	Team	G/S	Receiving						Rushing					
			No.	Yards	Avg.	Long	TD	Att.	Yards	Avg.	Long	TD		
2019	Los Angeles Rams	5/0	0	0	0.0	0	0	0	0	0	0	0	0	0
2020	Los Angeles Rams	1/0	0	0	0.0	0	0	0	0	0	0	0	0	0
Totals		6/0	0	0	0.0	0	0	0	0	0	0	0	0	0

Year	Team	G/S	Punt Returns					Kickoff Returns				
			No.	Yards	Avg.	Long	TD	Att.	Yards	Avg.	Long	TD
2019	Los Angeles Rams	5/0	7	18	2.6	14	0	2	57	28.5	30	0
2020	Los Angeles Rams	1/0	0	0	0.0	0	0	1	20	20.0	20	0
Totals		6/0	7	18	2.6	14	0	3	77	25.6	30	0



Nsimba Webster, Game-By-Game



2020 Los Angeles Rams

Game	W/L	G/S	Receiving					Rushing					Returns									
			No.	Yards	Avg.	Long	TD	Att.	Yards	Avg.	Long	TD	PR	FC	Yards	Long	TD	KR	Yards	Avg.	Long	TD
Dal 9/13	W	1/0	0	0	0.0	0	0	0	0	0	0	0	0	0	0	0	0	0	0	0	0	0
at Phi 9/20	-	0/0	0	0	0.0	0	0	0	0	0	0	0	0	0	0	0	0	0	0	0	0	0
at Buf 9/27	-	0/0	0	0	0.0	0	0	0	0	0	0	0	0	0	0	0	0	0	0	0	0	0
Gia 10/4	-	0/0	0	0	0.0	0	0	0	0	0	0	0	0	0	0	0	0	0	0	0	0	0
at Was 10/11	-	0/0	0	0	0.0	0	0	0	0	0	0	0	0	0	0	0	0	0	0	0	0	0
at SF 10/18	-	0/0	0	0	0.0	0	0	0	0	0	0	0	0	0	0	0	0	0	0	0	0	0
Chi 10/26	-	0/0	0	0	0.0	0	0	0	0	0	0	0	0	0	0	0	0	0	0	0	0	0
at Mia 11/1	-	0/0	0	0	0.0	0	0	0	0	0	0	0	0	0	0	0	0	0	0	0	0	0
Sea 11/15	-	0/0	0	0	0.0	0	0	0	0	0	0	0	0	0	0	0	0	0	0	0	0	0
at TB 11/23	-	0/0	0	0	0.0	0	0	0	0	0	0	0	0	0	0	0	0	0	0	0	0	0
SF 11/29	-	0/0	0	0	0.0	0	0	0	0	0	0	0	0	0	0	0	0	0	0	0	0	0
at Ari 12/6	-	0/0	0	0	0.0	0	0	0	0	0	0	0	0	0	0	0	0	0	0	0	0	0
NE 12/10	-	0/0	0	0	0.0	0	0	0	0	0	0	0	0	0	0	0	0	0	0	0	0	0
Nyj 12/20	-	0/0	0	0	0.0	0	0	0	0	0	0	0	0	0	0	0	0	0	0	0	0	0
at Sea 12/27	-	0/0	0	0	0.0	0	0	0	0	0	0	0	0	0	0	0	0	0	0	0	0	0
Ari 1/3	-	0/0	0	0	0.0	0	0	0	0	0	0	0	0	0	0	0	0	0	0	0	0	0
Totals	1-0	1/0	0	0	0.0	0	0	0	0	0.0	0.0	0	0	0	0	0	0	1	20	20.0	20	0

2019 Los Angeles Rams

Game	W/L	G/S	Receiving					Rushing					Returns									
			No.	Yards	Avg.	Long	TD	Att.	Yards	Avg.	Long	TD	PR	FC	Yards	Long	TD	KR	Yards	Avg.	Long	TD
at Car 9/8	W	1/0																				
NO 9/15	W	1/0																				
at Cle 9/22	W	1/0																				
TB 10/29	L	1/0																				
at Sea 10/3	L	1/0																				
SF 10/13	L	1/0																				
at Atl 10/20	W	1/0																				
Cin 10/27	W	1/0																				
at Pit 11/10	L	0/0																				
Chi 11/17	W	1/0	0	0	0.0	0	0	0	0	0.0	0	0	0	0	0	0	0	0	0	0.0	0	0
Bal 11/25	L	0/0																				
at Ari 12/1	W	0/0																				
at Sea 12/8	W	1/0	0	0	0.0	0	0	0	0	0.0	0	0	0	2	3	-1	-1	0	0	0	0.0	0
at Dal 12/15	L	1/0	0	0	0.0	0	0	0	0	0.0	0	0	0	1	0	0	0	0	0	0.0	0	0
SF 12/21	L	1/0	0	0	0.0	0	0	0	0	0.0	0	0	0	2	1	1	1	0	1	27	27.0	27
Ari 12/29	W	1/0	0	0	0.0	0	0	0	0	0.0	0	0	0	2	18	14	14	0	1	30	30.0	30
Totals	9-7	5/0	0	0	0.0	0	0	0	0	0.0	0	0	0	7	6	18	14	0	2	27	30.0	30



77 Andrew Whitworth



Offensive Line • LSU • Monroe, La.

Ht./Wt.: 6-7/330
NFL Exp.: 15 (4th Rams)
GP/GS: 216/212, (Playoffs): (10/10)
Birth Date: 12/12/1981
Acquired: FA-'17

Transactions: Signed with Rams as a free agent (3/9/17)... signed contract extension with Bengals (9/23/15)... signed contract extension with Bengals (8/31/11)... signed contract extension with Bengals (7/27/08)... signed with Bengals (7/29/06)... selected by Cincinnati in the second round of 2006 NFL Draft (55th overall)... and named to the PFWA All-NFL Team in 2017.

Pro: 15th-year pro has competed in 216 regular season games with 212 starts and started all 10 postseason contests...four-time NFL Pro Bowler (2013, 2016, 2017, 2018)...named to the *Associated Press* All-Pro team in 2015...recorded three seasons with allowing only 1.0 sack or less (2007, 2014, 2016)...registered nine seasons (2006-2007, 2009, 2011-2015, 2018) in which his pass blocking has produced a 1,000 yard receiver...registered six seasons in which he blocked for three different 1,000-yard rushers (R.Johnson: 2006, C.Benson: 2009-2011, B.Green-Ellis: 2012, T. Gurley: 2017-18)...one of 12 players that has recorded wins against all NFL teams with a Week 8 win over Cincinnati Bengals...named the Rams 2018 Walter Payton Man of the Year for his commitment to contributing off the field.

2020 Season: Named a captain...**vs. Dallas (9/13):** Started at left tackle...played every offensive snap in the game, helping QB Jared Goff complete 31 of his passes for 275 yards.

2019 Season: Played in all 16 games...one-of-12 players in NFL history to start and win against all 32 NFL teams after a Week 8 win over the Bengals...key part of the offensive line and was selected as a team captain...helped QB Jared Goff throw for over 4,000 yards for the second-consecutive season...**at Carolina (9/8):** Played all 77 offensive snaps...protected QB Jared Goff to complete 23 passes for 186 yards...**vs. New Orleans (9/15):** Started at left tackle and played all 70 offensive snaps...contributed to an offensive line that helped gain 380 total offensive yards...**at Cleveland (9/22):** Appeared in all 66 offensive plays...helped protect QB Jared Goff to throw for 269 yards...**vs. Tampa Bay (9/29):** Appeared in every offensive snap...helped protect QB Jared Goff to throw for over 500 yards...**at Seattle (10/3):** Started his 200th career game...helped provide time for QB Jared Goff to throw for 395 with no sacks allowed...**vs. San Francisco (10/13):** Appeared in all 53 snaps on offense...**at Atlanta (10/20):** Started at left tackle and played 72 offensive snaps...contributed to an offensive line that helped gain 381 total offensive yards without surrendering a sack...**vs. Cincinnati (10/27):** Started at left tackle and played 57 offensive snaps...became one-of-12 players in NFL history to start and win against all 32 NFL teams...contributed to an offensive line that helped gain 470 total offensive yards without surrendering a sack...**at Pittsburgh (11/10):** Started at left tackle and played 77 offensive snaps...contributed to an offensive line that helped RB Todd Gurley II average over 6.0 yards per rush...**vs. Chicago (11/17):** Started at left tackle and played 55 offensive snaps...contributed to an offensive line that helped RB Todd Gurley II rush for 97 yards...prevented QB Jared Goff from absorbing any sacks...**vs. Baltimore (11/25):** Appeared in all 48 snaps on offense...**at Arizona (12/1):** Started at left tackle and played 76 offensive snaps...contributed to an offensive line that helped protect QB Jared Goff to throw for over 400 yards...**vs. Seattle (12/8):** Allowed QB Jared Goff to throw for 293 yards without absorbing a sack for the fifth time this season...**at Dallas (12/15):** Appeared



in all 77 offensive snaps...helped pave the way for QB Jared Goff to throw for 284 yards...**at San Francisco (12/21):** Started at left tackle and played 70 offensive snaps...contributed to an offensive line that helped gain 395 total offensive yards without surrendering a sack for a single-season best sixth game of the year... **vs. Arizona (12/29):** Started at left tackle and appeared in all 79 offensive snaps...contributed to an offensive line that helped protect QB Jared Goff to throw for 319 yards.

2018 Season: Played in all 16 games...was part of an offensive line that was named the Built Ford Tough Offensive Line of the Year...helped protect QB Jared Goff to throw for 4,688 yards and 32 touchdowns...**at Oakland (9/10):** Played all 63 offensive snaps...helped open up rushing lanes for RB Todd Gurley II to rush for 108 yards...**vs. Arizona (9/16):** Played in all 72 offensive snaps...protected QB Jared Goff to complete 24 passes for 354 yards...**vs. Chargers (9/23):** Appeared in 74 offensive snaps...helped the offense gain over 500 total yards...**vs. Minnesota (9/27):** Started at left tackle for all 55 offensive snaps...contributed to an offensive line that helped gain 556 total offensive yards...**at Seattle (10/7):** Played in all 66 offensive snaps...helped protect QB Jared Goff to throw for 321 yards...**at Denver (10/14):** Helped the offense gain 444 total yards...**at San Francisco (10/21):** Helped RB Todd Gurley II total three touchdowns and reach his 10th-consecutive game with a touchdown...**vs. Green Bay (10/28):** Appeared in all 78 offensive plays...guided the offense to gain 416 total yards...**at New Orleans (11/4):** Provided enough time for QB Jared Goff to throw for 391 yards...**vs. Seattle (11/11):** Appeared in all 65 offensive plays...helped guide the offense to gain 456 total yards and four touchdowns...**vs. Kansas City (11/19):** Appeared in all 80 offensive plays...helped protect QB Jared Goff to throw for over 400 yards...**at Detroit (12/2):** Appeared in all 69 offensive plays...protected RB Todd Gurley II to rush for two touchdowns...**at Arizona (12/23):** Appeared in 60 offensive plays...helped protect QB Jared Goff to rush for one touchdown...**vs. San Francisco (12/30):** Appeared in 26 offensive plays before exiting the game due to an injury in the second quarter...**Divisional Round vs. Dallas (1/12/19):** Appeared in all 79 offensive plays...helped pave the way for the Rams to rush for 273 yards, a postseason franchise record...**Championship Round at New Orleans (1/20/19):** Appeared in all 69 offensive plays...protected QB Jared Goff to complete 25 passes...**Super Bowl LIII (2/3/19):** Appeared in all 65 offensive plays.

2017 Season: Key part of the offensive line that helped the offense post 51 touchdowns...all five offensive linemen started 16 games, including the postseason...named Pro Bowl alternate...**at San Francisco (9/21):** Played all 67 offensive snaps, and paved the way for RB Todd Gurley who scored three total touchdowns...

at Dallas (10/1): Played all 69 offensive snaps...helped give QB Jared Goff time in the pocket to throw for 255 yards and two touchdowns...**at New York Giants (11/5):** Goff had zero hits or sacks and threw for 311 yards and four touchdowns...**at Seattle (12/17):** Was a part of an offensive line unit that allowed RB Todd Gurley II to amass 180 yards from scrimmage and four touchdowns...**at Tennessee (12/24):** Helped pave the way for RB Todd Gurley who tallied 118 yards rushing and 158 receiving yards...**Wild Card vs. Atlanta (1/6/18):** Started at left tackle... helped pave the way for RB Todd Gurley II who notched 101 yards rushing on 14 carries.

2016 Season: Started all 16 regular season games at left tackle...earned a Pro Bowl nod for the second-consecutive season, third time in his career...**at New York Jets (9/11):** Contributed to an offensive line unit that helped QB Andy Dalton throw for 366 yards...**at Pittsburgh (9/18):** Blocked the blindside of QB Andy Dalton to produce 366 yards through the air...**vs. Denver (9/25):** Blocked for a rushing attack that totaled 143 net yards...**vs. Miami (9/29):** Helped the offense control possession for 38:02.

2015 Season: Started at left tackle in all 16 regular season games, including one playoff start in an AFC Wild Card match-up versus Pittsburgh...received Pro Bowl honors for the second time in his career...named to the All-Pro team by the *Associated Press*...**vs. San Diego (9/20):** Recorded second-straight game without allowing a sack...paved the way for an offensive unit to produced a 175-yard rushing output...**vs. Kansas City (10/4):** Contributed to an offensive line that allowed no sacks...helped guide Bengals to their first game in franchise history with more than 300 net passing yards (321) and four rushing touchdowns...**vs. Seattle (10/11):** Helped lead the rally from a 24-7 fourth-quarter deficit as Bengals became first team since Week 15 of the 2010 season to win after trailing by 17 or more in the final period.

2014 Season: Started 16 games at left tackle, including an AFC Wild Card playoff contest at Indianapolis...named first-team All-Pro by Peter King's *Monday Morning QB* and second-team All-Pro by *The Associated Press*...part of the protection that allowed no sacks in the first three games of the season, for first time in franchise history...helped lead a pass protection unit that helped the Bengals rank third in NFL in fewest sacks allowed (23) and least sack yardage allowed (130)...supported a rushing attack that ranked sixth in the league with 134.2 yards per game...**vs. Baltimore (10/26):** Helped power the way for three 1-yard touchdown runs in goal line situations, including the game-winning touchdown by QB Andy Dalton on fourth-and-1 play late in fourth quarter...**at Cleveland (12/14):** Contributed to an offense that powered 244 rushing yards, the highest rushing yardage total for the Bengals since Nov. 28, 2004 vs. Cleveland (253 yards)...**vs. Denver (12/22):** Paved the way for the offense to produce 207 rushing yards in a playoff-clinching win.

2013 Season: Started all 14 regular season games he appeared in, starting at left tackle and left guard positions, including the Wild Card playoff match-up against San Diego...**vs. New York Jets (10/27):** Contributed to pass protection that allowed only one sack, as QB Andy Dalton threw a career-best five touchdown passes...**vs. San Diego (1/5/14):** Aided a 439-yard offensive output in the AFC Wild Card playoffs.

Whitworth's Career Games/Starts:

Year	Teams	GP/GS
2020	Los Angeles Rams	1/1
2019	Los Angeles Rams	16/16
2018	Los Angeles Rams	16/16
	<i>Postseason</i>	3/3
2017	Los Angeles Rams	15/15
	<i>Postseason</i>	1/1
2016	Cincinnati Bengals	16/16
2015	Cincinnati Bengals	16/16
	<i>Postseason</i>	1/1
2014	Cincinnati Bengals	16/16
	<i>Postseason</i>	1/1
2013	Cincinnati Bengals	14/14
	<i>Postseason</i>	1/1
2012	Cincinnati Bengals	16/16

2012 Season: Selected to the Pro Bowl for the first time in his career...helped RB BenJarvus Green-Ellis post an NFL-leading 14 conversions on third-and-1 rushing plays, with only one failure to convert...part of the run-blocking effort for Green-Ellis to gain at least 100 yards four times in a five-game stretch, only second instance of a Bengals back getting four 100-yarders in five games.

2011 Season: Started at left tackle in every regular season game, and the AFC Wild Card playoff contest at Houston.

2010 Season: Started all 16 games at the left tackle position... helped Cincinnati's offense rank second in the AFC and sixth in the NFL in fewest sacks allowed per passing attempt (one every 22.07 passing attempts).

2009 Season: Voted by teammates as a team captain...guided team to a single-season record of eight games with a 100-yard rusher, including an individual club mark of six by RB Cedric Benson...**at Baltimore (10/11):** Assisted RB Cedric Benson (27-for-120) to become first player in 40 games to rush for 100 yards against Baltimore...**vs. Chicago (10/25):** Paved the way for RB Cedric Benson's career-high 189 rushing yard output, while also aiding a sack-free performance up front...**vs. New York Jets (1/9/10):** Guided RB Cedric Benson to a Bengals postseason-record 169 rushing yards in an AFC Wild Card playoff game.

2008 Season: Started the first 10 games at left guard, but suffered a season-ending ankle injury in Week 11 vs. Philadelphia.

2007 Season: Started all 16 games of the regular season at both left tackle and left guard...played on 1,041-of-1,047 offensive team snaps (99.4 percent) as Bengals set club record for fewest sacks allowed (17).

2006 Season: Veterans' injuries opened the door for the rookie to make 12 starts among his 16 games played...made 10-of-12 starts at left tackle...**vs. Cleveland (9/17):** Earned first professional start in his second career game, opening at left guard.

College: A pillar of the LSU offensive line from 2002-05, Whitworth never missed a game or a practice due to injury...closed career with the second-most starts (52) in NCAA Division I...played primarily left tackle and was credited with no sacks allowed as a senior, and only one as a junior...earned All-SEC First-Team honors as both a junior and senior, including a consensus nod as a senior...started every game as a sophomore in 2003 as LSU won the BCS national championship with a 13-1 mark...spent five years at LSU, including 2001 redshirt.

Personal: Hometown is West Monroe, La...led West Monroe High School to three Class 5A state football titles, as a freshman, sophomore and senior...graduated from LSU in December 2005 with degree in general studies...former junior tennis champion in Louisiana, and is also an excellent golfer...a Bengals leader in community service, working through his BigWhit 77 Foundation...hosts a fund-raising golf tournament in Louisiana, and enjoys serving as a motivational speaker to youth groups, and is known for having personally reached out to families in need... married to his wife Melissa, with four children (twins Sarah and Drew, Michael, and Katherine).

	<i>Postseason</i>	1/1
2011	Cincinnati Bengals	16/16
	<i>Postseason</i>	1/1
2010	Cincinnati Bengals	16/16
2009	Cincinnati Bengals	16/16
	<i>Postseason</i>	1/1
2008	Cincinnati Bengals	10/10
2007	Cincinnati Bengals	16/16
2006	Cincinnati Bengals	16/12
Totals		216/212
	<i>Postseason</i>	10/10



31 Darius Williams



Cornerback • UAB • Jacksonville, Fla.

Ht./Wt.: **5-9/187**
 NFL Exp.: **3 (3rd Rams)**
 GP/GS: **17/4 (Playoffs): (0/0)**
 Birth Date: **3/15/93**
 Acquired: **W(BAL)-'18**

Transactions: Acquired via waivers by the Los Angeles Rams (10/8/18)...released by the Baltimore Ravens (10/6/18)...signed with the Ravens as a rookie free agent (5/4/18).

Pro: Has appeared in 17 games in his career with four starts...tallied 16 tackles (16 solo)...has defended four passes while recording two interceptions in his career...also has three tackles on special teams.

2020 Season: Returns for his third season with the Rams...**vs. Dallas (9/13):** Started at cornerback...recorded four solo tackles.

2019 Season: Played in 12 games with two starts at cornerback...tallied 12 tackles (11 solo)...recorded two interceptions, four passes defended and forced one fumble...**at Carolina (9/8):** Played 22 snaps (63 percent) on special teams in Week 1 win over Carolina...did not record any statistics...**vs. New Orleans (9/15):** Declared inactive...**at Cleveland (9/22):** Played 14 snaps (58 percent) on special teams...recorded one special teams tackle...**vs. Tampa Bay (9/29):** Played 24 snaps (63 percent) on special teams...**at Seattle (10/3):** Appeared in 23 snaps on special teams (74 percent)...**vs. San Francisco (10/13):** Appeared in 23 snaps on special teams (88 percent)...**at Atlanta (10/20):** Earned first-career start at cornerback...recovered a fumble on a punt return in the Falcons' endzone for a touchdown, his first career score...added two special teams tackles...**vs. Cincinnati (10/27):** Appeared in 24 snaps on defense (29 percent) and 14 special teams plays (58 percent)...**at Pittsburgh (11/10):** Appeared in 12 snaps on special teams (33 percent)...**vs. Chicago (11/17):** Declared inactive...**vs. Baltimore (11/25):** Declared inactive...**at Arizona (12/1):** Declared inactive...**vs. Seattle (12/8):** Appeared in three snaps on defense (four percent) and 16 special teams plays (64 percent)...**at Dallas (12/15):** Tallied a career-high

five tackles (four solo)...recorded one tackle for a loss...**at San Francisco (12/21):** Started at cornerback...recorded his first career interception...tallied two solo tackles...added two passes defended... **vs. Arizona (12/29):** Started at cornerback...recorded his second-career interception...tallied three solo tackles...added one pass defended.

2018 Season: Played in three games (Weeks 2-4) with the Ravens...did not record any statistics...made Rams debut in the final game of the regular season...**vs. San Francisco (12/30):** Made first appearance as a Ram...played in four defensive plays and 16 special teams plays.

College: Played two seasons at UAB...saw action in 25 games with 18 starts...totaled 75 tackles with 26 passes defended and six interceptions...as a senior, named First-Team All-America by Pro Football Focus...earned First-Team All-Conference USA in 2017...in 2017, recorded 50 tackles (38 solo) and five interceptions returned for 80 yards...led the C-USA in passes defended with 20 and was ranked fifth in the NCAA among the Football Bowl Subdivision...had a 41-yard pick-six at Southern Mississippi...recorded first fumble recovery at North Texas...had career-highs against Coastal Carolina in tackles (eight) and tackles for loss (three)...in 2016, the football program at UAB was reinstated, but no games were played...the football program was disbanded prior to the 2015 season...started in five games in 2014 during his first year with the Blazers...started career as a walk-on...studied communications and nutrition.

Personal: Attended Creekside High School in Jacksonville, Fla....played basketball and track.



Darius Williams, NFL Statistics



Year	Team	G/S	Regular Season				Interceptions				Fumbles				
			Tackles Total	Solo	Asst.	Sacks	Yards	Int.	Yards	Long	TD	PD	FF	FR	Yards
2018	Baltimore Ravens	3/0	0	0	0	0.0	0.0	0	0	0	0	0	0	0	0
2018	Los Angeles Rams	1/0	0	0	0	0.0	0.0	0	0	0	0	0	0	0	
2019	Los Angeles Rams	12/3	12	11	1	0.0	0.0	2	0	0	0	4	0	1	0
2020	Los Angeles Rams	1/1	4	4	0	0.0	0.0	0	0	0	0	0	0	0	0
Totals		17/4	16	15	1	0.0	0.0	2	0	0	0	4	0	1	0

Additional Career Statistics: Special Teams Tackles: Rams: 2019 (3), fumble recovery in the endzone for a touchdown (Week 7, 2019)



Darrious Williams, Game-By-Game



2020 Los Angeles Rams

Game	W/L	P/S	T	S	A	Sk	Yds	Int	Yds	Lg	TD	PD	FF	FR	Yds
Dal 9/13	W	1/1	4	4	0	0.0	0.0	0	0	0	0	0	0	0	0
at Phi 9/20	-	0/0	0	0	0	0.0	0.0	0	0	0	0	0	0	0	0
at Buf 9/27	-	0/0	0	0	0	0.0	0.0	0	0	0	0	0	0	0	0
NYG 10/4	-	0/0	0	0	0	0.0	0.0	0	0	0	0	0	0	0	0
at Was 10/11	-	0/0	0	0	0	0.0	0.0	0	0	0	0	0	0	0	0
at SF 10/18	-	0/0	0	0	0	0.0	0.0	0	0	0	0	0	0	0	0
Chi 10/26	-	0/0	0	0	0	0.0	0.0	0	0	0	0	0	0	0	0
at Mia 11/1	-	0/0	0	0	0	0.0	0.0	0	0	0	0	0	0	0	0
Sea 11/15	-	0/0	0	0	0	0.0	0.0	0	0	0	0	0	0	0	0
at TB 11/23	-	0/0	0	0	0	0.0	0.0	0	0	0	0	0	0	0	0
SF 11/29	-	0/0	0	0	0	0.0	0.0	0	0	0	0	0	0	0	0
at Ari 12/6	-	0/0	0	0	0	0.0	0.0	0	0	0	0	0	0	0	0
NE 12/10	-	0/0	0	0	0	0.0	0.0	0	0	0	0	0	0	0	0
NYJ 12/19	-	0/0	0	0	0	0.0	0.0	0	0	0	0	0	0	0	0
at Sea 12/27	-	0/0	0	0	0	0.0	0.0	0	0	0	0	0	0	0	0
Ari 1/3/21	-	0/0	0	0	2	0.0	0.0	0	0	0	0	0	0	0	0
Totals	1-0	1/1	4	4	0	0.0	0.0	0	0	0	0	0	0	0	0

2019 Los Angeles Rams

Game	W/L	P/S	T	S	A	Sk	Yds	Int	Yds	Lg	TD	PD	FF	FR	Yds
at Car 9/8	W	1/0	0	0	0	0.0	0.0	0	0	0	0	0	0	0	0
NO 9/15	W	0/0				Inactive									
at Cle 9/22	W	1/0	0	0	0	0.0	0.0	0	0	0	0	0	0	0	0
TB 9/29	L	1/0	0	0	0	0.0	0.0	0	0	0	0	0	0	0	0
at Sea 10/3	L	1/0	0	0	0	0.0	0.0	0	0	0	0	0	0	0	0
SF 10/13	L	1/0	0	0	0	0.0	0.0	0	0	0	0	0	0	0	0
at Atl 10/20	W	1/1	0	0	0	0.0	0.0	0	0	0	0	0	0	1	0
Cin 10/27	W	1/0	2	2	0	0.0	0.0	0	0	0	0	0	0	0	0
at Pit 11/10	L	1/0	0	0	0	0.0	0.0	0	0	0	0	0	0	0	0
Chi 11/17	W	0/0				Inactive									
Bal 11/25	L	0/0				Inactive									
at Ari 12/1	W	0/0				Inactive									
Sea 12/8	W	1/0	0	0	0	0.0	0.0	0	0	0	0	0	0	0	0
at Dal 12/15	L	1/0	5	4	1	0.0	0.0	0	0	0	0	0	0	0	0
at SF 12/21	L	1/1	2	2	0	0.0	0.0	1	0	0	0	2	0	0	0
Ari 12/29	W	1/1	3	3	0	0.0	0.0	1	0	0	0	2	0	0	0
Totals	9-7	12/3	12	11	1	0.0	0.0	2	0	0	0	4	0	1	0

2018 Los Angeles Rams

Game	W/L	P/S	T	S	A	Sk	Yds	Int	Yds	Lg	TD	PD	FF	FR	Yds
at Den10/14	W					Inactive									
at SF 10/21	W					Inactive									
GB 10/28	W					Inactive									
at NO 11/4	L					Inactive									
Sea 11/11	W					Inactive									
KC 11/19	W					Inactive									
at Det 12/2	W					Inactive									
at Chi 12/9	L					Inactive									
Phi 12/16	L					Inactive									
at Ari 12/23	W					Inactive									
SF 12/30	W	1/0	0	0	0	0.0	0.0	0	0	0	0	0	0	0	0
Totals	8-3	1/0	0	0	0	0.0	0.0	0	0	0	0	0	0	0	0

2018 Postseason

Game	W/L	P/S	T	S	A	Sk	Yds	Int	Yds	Lg	TD	PD	FF	FR	Yds
Dal 1/12/19 *	W	0/0				Inactive									
at NO 1/20/19 ^	W	0/0				Inactive									
NE 2/3/2019 !	L	0/0				Inactive									
Totals	2-1	0/0	0	0	0	0.0	0.0	0	0	0	0	0	0	0	0

* Denotes NFC Divisional Playoff Game, ^ Denotes NFC Championship Playoff Game, ! Denotes Super Bowl LIII



9 John Wolford



Quarterback • Wake Forest • Jacksonville, Fla.

Ht.: /Wt.: **6-1/200**
 NFL Exp.: **2 (2nd Rams)**
 GP/GS, (Playoffs): **0/0, (0/0)**
 Birth Date: **10/16/1995**
 Acquired: **FA-'19**

Transactions: Signed a reserve/future contract with the Rams (12/31/19)...signed to the Rams practice squad following 2019 training camp...signed by the Rams as a free agent (4/11/19)...waived by the New York Jets (9/4/18)...signed to the Jets practice squad (9/3/18)...waived by the Jets (9/2/18)...signed with the Jets as an undrafted free agent following the 2018 NFL Draft.

2020 Season: vs. Dallas (9/13): Did not play.

2019 Season: Spent the season on the Rams practice squad.

2018 Season: Spent the season on the Jets practice squad.

Personal: Started at quarterback for four seasons at Wake Forest...completed 761-of-1,275 passes (59.7 percent) for 8,794 yards and 59 touchdowns...added 19 touchdowns on the ground...

as a senior, completed 239-of-374 passes for a career-high 3,192 yards...led the ACC with 29 touchdowns and an 8.5 yards/attempt average...posted 683 rushing yards and 10 touchdowns on the ground...a 2014 graduate of Bishop Kenny High School in Jacksonville, Fla...honorable mention selection to the Parade All-America team...named the Florida Times-Union's Offensive Player of the Year in 2013...received Spirit of Wayne Calloway Award from the Wake Forest University School of Business, which honors an individual who exemplifies the best that the school has to offer the business world and society...worked in finance on Wall Street before joining the Jets for the 2018 offseason...son of Robert Wolford.



John Wolford, NFL Statistics



Year	Team	G/S	Att.	Comp.	Pct.	Regular Season Passing		TD	Int.	Long	Sack-Yards	Rating
						Yards	Yds/Att.					
2019	Los Angeles Rams	0/0	0	0	0.0	0	0.0	0	0	0	0-0	0.0
2020	Los Angeles Rams	0/0	0	0	0.0	0	0.0	0	0	0	0-0	0.0
Totals		0/0	0	0	0.0	0	0.0	0	0	0	0-0	0.0



John Wolford, Game-By-Game



2020 Los Angeles Rams

Game	W/L	P/S	Att.	Comp.	Pct.	Yards/				Sack-	Rtg.	
						Yards	Att.	TD	Int.			Long
Dal 9/13	W	0/0	0	0	0.0	0	0.0	0	0	0	0-0	0.0
at Phi 9/20	-	0/0	0	0	0.0	0	0.0	0	0	0	0-0	0.0
at Buf 9/27	-	0/0	0	0	0.0	0	0.0	0	0	0	0-0	0.0
NYG 10/4	-	0/0	0	0	0.0	0	0.0	0	0	0	0-0	0.0
at Was 10/11	-	0/0	0	0	0.0	0	0.0	0	0	0	0-0	0.0
at SF 10/18	-	0/0	0	0	0.0	0	0.0	0	0	0	0-0	0.0
Chi 10/26	-	0/0	0	0	0.0	0	0.0	0	0	0	0-0	0.0
at Mia 11/1	-	0/0	0	0	0.0	0	0.0	0	0	0	0-0	0.0
Sea 11/15	-	0/0	0	0	0.0	0	0.0	0	0	0	0-0	0.0
at TB 11/23	-	0/0	0	0	0.0	0	0.0	0	0	0	0-0	0.0
SF 11/29	-	0/0	0	0	0.0	0	0.0	0	0	0	0-0	0.0
at Ari 12/6	-	0/0	0	0	0.0	0	0.0	0	0	0	0-0	0.0
NE 12/10	-	0/0	0	0	0.0	0	0.0	0	0	0	0-0	0.0
NYJ 12/19	-	0/0	0	0	0.0	0	0.0	0	0	0	0-0	0.0
at Sea 12/27	-	0/0	0	0	0.0	0	0.0	0	0	0	0-0	0.0
Ari 1/3/21	-	0/0	0	0	0.0	0	0.0	0	0	0	0-0	0.0
Totals	1-0	0/0	0	0	0.0	0	0.0	0	0	0	0-0	0.0



17 Robert Woods



Wide Receiver • USC • Gardena, Calif.

Ht./Wt.: 6-0/195

NFL Exp.: 8 (4th Rams)

GP/GS: 101/91, (Playoffs): (4/4)

Birth Date: 4/10/1992

Acquired: FA-'17

Transactions: Signed by the Rams as a free agent (3/9/17)... selected by the Buffalo Bills in the second round (41st overall) of the 2013 NFL Draft (4/26/13).

Pro: Eighth-year wide receiver enters his fourth season with the Rams after signing as a free agent prior to the 2017 season... hauled in the third-longest reception in franchise history, a 94-yard touchdown reception from QB Jared Goff vs. Houston (11/12/17)...has played in 100 regular season games with 90 starts in addition to four postseason starts...became the first Ram to post consecutive seasons with over 1,000 receiving yards since 2007 after doing so in 2018 and 2019.

2020 Season: Named a captain for the first time in his career...

vs. Dallas (9/13): Started at wide receiver...targeted eight times throughout the game...recorded six receptions, marching the Rams down the field for a total of 105 yards...longest reception of the game was 31 yards...rushed the ball once for 14 yards.

2019 Season: Finished the season ranked second on the team in receptions (90) and receiving yards (1,134)...90 receptions was good for the eighth-best single-season output in franchise history...became the first Ram to have consecutive seasons with over 1,000 receiving yards since Torry Holt finished a run of eight-straight seasons from 2000-2007....

at Carolina (9/8): Started at wide receiver in Week 1 win...hauled in eight receptions for a team-high 70 yards...added 16 rushing yards on two carries...**vs. New Orleans (9/15):** Started at wide receiver...caught two passes for 33 yards with a long of 19 yards...rushed one time for 9 yards...

at Cleveland (9/22): Recorded three receptions for 40 yards and rushed twice for 18 yards...**vs. Tampa Bay (9/29):** Hauled in a season best 13 receptions for 164 yards...entered top-20 in franchise history with (2,307) receiving yards...**at Seattle (10/3):** Started at wide receiver...hauled in five receptions for 48 yards with a long of 17 yards...**vs. San Francisco (10/13):** Started at wide receiver...recorded 16 rushing yards on two carries...scored his second career-rushing touchdown...**at Atlanta (10/20):** Started at wide receiver...caught five passes for 80 yards with a long of 25 yards...rushed one time for 6 yards...**vs. Cincinnati (10/27):** Started at wide receiver...caught two passes for 36 yards with a long of 31 yards...rushed four times for six yards with a long of six yards...**at Pittsburgh (11/10):** Started at wide receiver...caught seven passes for 95 yards with a long of 24 yards...**vs. Chicago (11/17):** Declared inactive...**vs. Baltimore (11/25):** Started at wide receiver...caught six passes for 97 yards with a long of 38 yards...**at Arizona (12/1):** Started at wide receiver...hauled in a career-best 172 receiving yards on 13 receptions with a long of 48 yards...**vs. Seattle (12/8):** Started at wide receiver...caught his first touchdown of the season...hauled in seven receptions for 98 yards with a long of 20 yards...rushed twice for 29 yards with a long of 16 yards...**at Dallas (12/15):** Started at wide receiver...caught four passes for 17 yards...**at San Francisco (12/21):** Started at wide receiver...hauled in eight receptions for 117 yards with a long of 29 yards...rushed two times for 6 yards...**vs. Arizona (12/29):** Started at wide receiver...caught seven passes for 67 yards with a long of 37 yards...rushed once for nine yards.

2018 Season: Started all 16 regular season games at wide receiver...finished with a career-high in receiving yards (1,219), receptions (86) and touchdowns (six)...averaged 14.2 yards per

reception...proved versatility by totaling 157 rushing yards on 19 carries and one rushing touchdown...**at Oakland (9/10):** Started at wide receiver...hauled in three receptions for 39 yards with a long 19-yard reception...**vs. Arizona (9/16):** Started at wide receiver...notched six receptions for 81 yards with a long 21-yard reception...**vs. Chargers (9/23):** Played in 74 offensive plays...led the team in receptions (10), receiving yards (104) and touchdowns (two)...marked his first 100-plus yard game of the season, sixth career...also his third career multi-touchdown game...tied two career-bests with 10 receptions and two touchdowns...added 13 rushing yards...**vs. Minnesota (9/27):** Caught all five targets for 101 yards and one touchdown...had his longest reception of the season (36 yards)...**at Seattle (10/7):** Recorded five receptions for a team-leading 92 yards...tallied a career-long 56-yard rush...rushed twice for 53 yards...**at Denver (10/14):** Led the team in receptions (seven) and receiving yards (109)...rushed the ball once for 12 yards...**at San Francisco (10/21):** Recorded his 300th career reception...led the team in receptions (five) and receiving yards (78) with a long of 32 yards...recorded one rushing attempt for six yards...**vs. Green Bay (10/28):** Caught five passes for 70 yards...**vs. New Orleans (11/4):** Had five receptions for 71 yards with a long of 19 yards...rushed the ball twice for four yards...**vs. Seattle (11/11):** Tallied four receptions for 89 yards...set a single-season career high in reception yards (832)...rushed the ball three times for 17 yards...**vs. Kansas City (11/19):** Caught four passes for 72 yards and one touchdown...**at Detroit (12/2):** Led the team in receptions (five) and reception yards (67)...had an eight-yard touchdown reception...rushed the ball twice for 11 yards...played one snap on special teams...**at Chicago (12/9):** Led the team in receptions (seven) and receiving yards (61)...eclipsed 1,000 total receiving yards, a new career best...**vs. Philadelphia (12/16):** Tallied seven receptions for 74 yards...rushed the ball once for 19 yards...recorded one offensive tackle...**at Arizona (12/23):** Led the team in receptions (six) and reception yards (89) with a long of 39 yards, which was a touchdown...rushed the ball twice for 15 yards and one touchdown...marked his first rushing touchdown of his career...**vs. San Francisco (12/30):** Had two receptions for 24 yards...rushed the ball once for one yard...**Divisional Round vs. Dallas (1/12/19):** Led the team in receptions (six) and reception yards (69)...rushed the ball once for nine yards...**Championship Round at New Orleans (1/20/19):** Tallied six receptions for 33 yards...**Super Bowl LIII (2/3/19):** Totaled five receptions for 70 yards...rushed the ball once for five yards.

2017 Season: Finished the regular season with a career-high in receiving yards (781) on 56 catches...tallied five touchdowns...**at San Francisco (9/21):** Started at wide receiver...hauled in six receptions for 108 yards with a long 31-yard reception...marked his fourth 100-plus yard receiving game of his career...**at New York Giants (11/5):** Started at wide receiver...hauled in two touchdowns on 70 yards receiving...notched his first multi-touchdown game of his career...converted a third-and-33 with a 52-yard reception for a TD, only the third, third-and-30+ conversion since 1991...**vs. Houston (11/12):** Started at wide receiver...had a career day with eight receptions for 171 yards and two touchdowns...hauled in the third-longest reception in franchise history, a 94-yard touchdown reception from QB Jared Goff...**at Seattle (12/17):** Started at wide receiver...hauled in a 1-yard touchdown pass...**Wild Card vs.**

Atlanta (1/6/18): Started at wide receiver... registered his third 100-plus receiving yard game this season and sixth game of his career... led the team in receptions (nine) and receiving yards (142)...his 142 receiving yards are the fourth-highest output in a single postseason game in Rams history.

2016 Season: Played in 13 games, started 10...led the Bills with 613 receiving yards...finished second on the team with 51 receptions...**at New England (10/2):** Hauled in seven receptions for 89 yards...**vs. San Francisco (10/16):** Caught five passes for 44 yards and a touchdown...**at Seattle (11/7):** Notched a career-high 10 receptions for 162 yards.

2015 Season: Played in 14 games, started nine...ended the year with 47 receptions for 552 yards and three touchdowns...**vs. New England (10/4):** Hauled in three passes for 60 yards and one touchdown...**at Jacksonville (10/25):** Tied a then career-high with nine receptions...added one touchdown on 84 yards receiving.

2014 Season: Started 15-of-16 games...finished the season with 65 receptions for 699 yards and five touchdowns...**vs. New England (10/12):** Led the Bills with seven receptions for 78 yards and one touchdown...**vs. New York Jets (10/26):** Set previous career highs with nine catches for 118 yards...also added one touchdown reception.

2013 Season: Started 13-of-14 games played...became the first Buffalo rookie receiver with 40 receptions since 2004...led the team in receiving yards three times...**vs. New England (9/8):** Caught his first career touchdown on an 18-yard reception from

QB E.J. Manuel...**vs. Baltimore (9/29):** Led the Bills with 80 receiving yards...**at Jacksonville (12/15):** Set career highs with five receptions for 82 yards...all five of his receptions resulted in first downs...notched his third touchdown reception of the season.

College: Started 38-of-38 games in his three-year career at USC...finished his career as the Trojans' all-time leader in receptions (252)...currently ranks eighth in program history with 2,930 receiving yards and second in receiving touchdowns (32)...also set the Trojans all-time record for most receptions in a game with 17 (9/3/11) vs. Minnesota...ended his time at USC with 200 total points scored...as a sophomore, led the Pac-12 with 9.3 receptions per game...in 2010, was named the Pac-10's Offensive Freshman of the Year...became the first true freshman wide receiver to start the season opener at wide receiver in the post-World War II era.

Personal: A member of the 2009 USA Today All-USA First Team as a senior at Serra High School in Gardena, Calif., after tallying 15 touchdowns and more than 1,100 receiving yards in addition to eight interceptions on defense while helping the school to a 15-0 record and the California Division III championship...as a junior added 19 receiving touchdowns and seven interceptions on defense...also ran track at Serra, where he won the CIF Division IV 200 and 400-meter races and was a member of the winning 1,600-meter relay team...graduated with a bachelor's degree in policy, planning and development.



Robert Woods, NFL Statistics



Regular Season

Year	Team	G/S	No.	Receiving				Att.	Rushing			
				Yards	Avg.	Long	TD		Yards	Avg.	Long	TD
2013	Buffalo Bills	14/14	40	587	14.7	57	3	2	16	8.0	13	0
2014	Buffalo Bills	16/15	65	699	10.8	37	5	0	0	0.0	0	0
2015	Buffalo Bills	14/9	47	552	11.7	37	3	1	0	0.0	0	0
2016	Buffalo Bills	13/10	51	613	12.0	34	1	1	6	6.0	0	0
2017	Los Angeles Rams	12/11	56	781	13.9	94t	5	2	12	6.0	8	0
2018	Los Angeles Rams	16/16	86	1,219	14.2	39t	6	19	157	8.3	56	1
2019	Los Angeles Rams	15/15	90	1,134	12.6	48	2	17	115	6.6	20	1
2020	Los Angeles Rams	1/1	6	105	17.5	31	0	1	14	14.0	14	0
Totals		101/91	441	5,690	12.9	94t	25	43	320	7.4	56	2

Postseason

Year	Team	G/S	No.	Receiving				Att.	Rushing			
				Yards	Avg.	Long	TD		Yards	Avg.	Long	TD
2017	Los Angeles Rams	1/1	9	142	15.8	38	0	0	0	0.0	0	0
2018	Los Angeles Rams	3/3	17	172	10.1	18	0	4	11	2.8	9	0
Totals		4/4	26	314	12.1	38	0	4	11	2.8	9	0

Regular Season Single Game Highs:

Receptions – 10 (twice), last vs. Los Angeles Chargers (9/23/18)
 Reception Yards – 162, at Seattle (11/7/16)
 Touchdowns – 2 (four times), last at Arizona Cardinals (12/23/18)
 Longest Reception – 94t, vs. Houston (11/12/17)

Postseason Single Game Highs:

Receptions – 9, vs. Atlanta (1/6/18, NFC Wild Card)
 Reception Yards – 142, vs. Atlanta (1/6/18, NFC Wild Card)
 Longest Reception – 38, vs. Atlanta (1/6/18, NFC Wild Card)



41 Kenny Young



Linebacker • UCLA • Boutte, La.

Ht./Wt.: 6-1/234

NFL Exp.: 3 (2nd Rams)

GP/GS, (Playoffs): 31/6, (1/0)

Birth Date: 11/15/1994

Acquired: T(BAL)-'19

Transactions: Traded to the Rams (10/15/19)...selected by Baltimore with the No. 122 pick in the 2018 NFL Draft.

Pro: Appeared in 31 games (six starts)...recorded 65 career tackles (50 solo)...2.5 career sacks.

2020 Season: vs. Dallas (9/13): Posted five total tackle (two solo)...saw 10 snaps on special teams (40 percent).

2019 Season: Traded to the Rams from the Baltimore Ravens in Week 7...appeared in nine games for the Rams...recorded two special teams tackles...forced one fumble in a Week 3 win over the Bengals...**at Atlanta (10/20):** Declared Inactive...**vs. Cincinnati (10/27):** Appeared in 15 special teams plays (62 percent)...**at Pittsburgh (11/10):** Appeared in 26 special teams plays (72 percent)...**vs. Chicago (11/17):** Appeared in 17 special teams plays (68 percent)...**vs. Baltimore (11/25):** Recorded one special teams tackle...**at Arizona (12/1):** Played in 16 special teams plays (57 percent)...did not record any statistics...**vs. Seattle (12/8):** Appeared in 16 special teams plays (64 percent)...**at Dallas (12/15):** Appeared in 21 snaps on special teams (70 percent)... did not record any statistics...**at San Francisco (12/21):** Appeared in eight snaps on special teams (23 percent)...did not record any statistics...**vs. Arizona (12/29):** Recorded a special teams tackle.

2018 Season: Appeared in 16 games as a rookie, recording 47 tackles (37 solo), 2.5 sacks, 1 PD and 1 FF for the NFL's No. 1 overall (292.9 ypg) and No. 2 scoring (17.9 ppg) defense...**at Kansas City (12/9):** Contributed one of the Ravens' 15 QB hits...the 15 QB hits are the most Baltimore's defense has produced in a game since 2014...**at Atlanta (12/2):** Registered three solo tackles and a FF for a defense that held Atlanta to just 131 yards – the fewest by a Falcons team since 1999 in the 26-16 win...**at Tennessee (10/14):** Had 3 tackles and 1.0 sack for a defense that posted franchise records in sacks (11.0) and passing yards allowed (51) in the 21-0 win...**vs. Denver (9/23):**

Earned his first-career start and posted a game-high 10 tackles in the 27-14 victory...**at Cincinnati (9/13):** Recorded a career-high seven tackles (four solo), including one TFL...played the majority of the game, filling in for an injured C.J. Mosley...**vs. Buffalo (9/9):** Appeared in his first-career NFL game and recorded his first-career sack, posting four tackles (all solo) and one TFL for a defense that registered 6.0 sacks and two interceptions in the 47-3 season-opening win.

College: His 304 career tackles rank 13th in UCLA history...returned an INT a career-long 40 yards vs. Stanford (2016)...in 2015, recorded his first-career INT (returned 23 yards for a TD) at UNLV...earned honorable mention on the All-Pac-12 academic team (2017)...named Second-Team All-Pac-12 (2016)...eclipsed the century mark in tackles (110), en route to earning first-team All-Pac-12 honors and second-team USA TODAY All-American honors in 2017...as a senior, posted a single-game career-high 15 tackles vs. Cal, earning Pac-12 Player of the Week honors.

Personal: Prepped at John Curtis (River Ridge, LA) HS, where he recorded 122 tackles as a senior, earned team MVP honors and helped lead his team to a state championship...in 2013, was named to the American Family Insurance/USA Today All-USA second team and was tabbed the Times Picayune/NOLA.com All-Metro Small Schools Defensive Player of the Year...chosen to play in the U.S. Army All-America Bowl and led the West team with 6 tackles...was an active member of the UCLA community and enjoyed partaking in service projects...was a member of the debate team his junior year at UCLA...majored in sociology...one of his papers was published as an example for students in future classes...adoptive father, Dominic Brown, set several school football records at Destrehan (LA) HS, but had them broken by Hall of Fame Ravens S Ed Reed...traveled to Israel and Greece during the 2019 offseason.



48 Travin Howard



Linebacker • TCU • Longview, Texas

Ht./Wt.: 6-1/219

NFL Exp.: 2 (2nd Rams)

GP/GS, (Playoffs): 16/0, (0/0)

Birth Date: 5/10/1996

Acquired: D7A-'18 (No. 231 Overall)

Transactions: Signed with the Rams active roster (2/6/19)... signed to the Rams practice squad (10/17/18)... waived from Rams injured reserve (9/7/18)... placed on injured reserve (9/2/18)... selected by the Rams in the seventh round (231st overall) of the 2018 NFL Draft (4/28/18).

Pro: Drafted by the Rams in the seventh round of the 2018 NFL Draft... appeared in 16 regular season games with 16 tackles on defense and six on special teams.

2019 Season: Appeared in all 16 games... primarily a special teams contributor before contributing defensively in the last quarter of the season... led the Rams with six special teams tackles... tallied 16 tackles defensively (13 solo)... recorded three passes defended in final four games of the season... **at Carolina (9/8):** Played one defensive snap... **vs. New Orleans (9/15):** Recorded first-career tackle on special teams where he played 18 snaps (67 percent)... **at Cleveland (9/22):** Played 14 snaps on special teams (58 percent)... **vs. Tampa Bay (9/29):** Recorded two tackles while playing on special teams where he played 21 snaps (55 percent)... **at Seattle (10/3):** Recorded one tackle on special teams, where he played 20 snaps (65 percent)... **vs. San Francisco (10/13):** Played 20 snaps on special teams (77 percent)... **at Atlanta (10/20):** Recorded first defensive tackle of professional career... finished the game with three tackles (one solo)... played nine snaps defensively (16 percent)... **vs. Cincinnati (10/27):** Played 15 snaps on special teams (62 percent)... **at Pittsburgh (11/10):** Played 27 snaps on special teams (75 percent) where he recorded one tackle... **vs. Chicago (11/17):** Played 17 snaps on special teams (68 percent)... **vs. Baltimore (11/25):** Played 18 special teams snaps (67 percent) and one defensive snap... **at Arizona (12/1):** Recorded a career high four solo defensive tackles while playing 33 defensive snaps (52 percent)... also played 17 snaps on special teams (61 percent)... **vs. Seattle (12/8):** Tallied four solo tackles... added one pass defended, the first of his career... recorded one tackle on special teams while playing 18 plays (72 percent)... **at Dallas (12/15):** Recorded one pass defended while playing eight defensive snaps (11 percent)... also played 29 special teams snaps (97 percent)... **at San Francisco (12/21):** Played 29 special teams snaps (83 percent)... did not record any stats... **vs.**

Arizona (12/29): Tallied five tackles (three solo)... added one pass defended while playing 34 defensive snaps.

2018 Season: Spent Weeks 7-17 and the postseason on the Rams practice squad.

College: Became the first player in TCU history to lead the team in tackles for three consecutive seasons, topping the 100 mark in all three campaigns... as a senior in 2017, posted 108 stops on the season, which also enabled him to become the career leader in tackles (343) in the 17-year tenure of Head Coach Gary Patterson... named first-team All-Big 12 for the second-straight season... voted honorable-mention Big 12 Defensive Player of the Year... selected as the Valero Alamo Bowl Defensive Most Valuable Player for the second time in three seasons... started all 12 games in which he appeared... finished third in the Big 12 with 108 total tackles, including seven TFL... posted five games with double-digit stops, including four straight to end the year... in 2016 as a junior, started all 13 games, including first 12 games at linebacker then at strong safety for the AutoZone Liberty Bowl... named First-Team All-Big 12 and First-Team *Associated Press* All-Big 12... led the Big 12 and was ninth in FBS with 130 total tackles... posted 72 solo stops and 58 assisted tackles... posted double-digit tackles in eight games, including career-high 19 against Texas Tech... recorded 3.0 TFL, 1.5 sacks, one fumble forced, two fumble recoveries and two pass breakups... as a sophomore, in 2015, played in all 13 games with 11 starts... honorable mention All-Big 12... led the Horned Frogs in total tackles during the 2015 season with 105 stops, including 63 solo tackles... had 8.0 TFL... snared one interception, two pass breakups... forced three fumbles... in 2014 as a freshman, appeared in all 13 games... saw playing time on defense and special teams.

Personal: Prepped at Longview High School... named District 12-5A Defensive Most Valuable Player as a senior... *Associated Press* honorable-mention 5A All-State selection... totaled eight interceptions and eight pass breakups as a senior... added four defensive touchdowns and two on punt returns as well as one blocked punt.



Travin Howard, NFL Statistics



Regular Season

Year	Team	G/S	Tackles			Asst.	Sacks	Yards	Int.	Interceptions			PD	Fumbles		
			Total	Solo						Yards	Long	TD		FF	FR	Yards
2019	Los Angeles Rams	16/0	16	13	3	0.0	0.0	0	0	0	0	3	0	0	0	
2020	Los Angeles Rams	0/0	0	0	0	0.0	0.0	0	0	0	0	0	0	0	0	
Totals		16/0	16	13	3	0.0	0.0	0	0	0	0	3	0	0	0	

Additional Stats: Special Teams Tackles: 2019 (6)



Travin Howard, Game-By-Game



2020 Los Angeles Rams

Game	W/L	P/S	T	S	A	Sk	Yds	Int	Yds	Lg	TD	PD	FF	FR	Yds
Dal 9/13	-				Injured Reserve										
at Phi 9/20	-				Injured Reserve										
at Buf 9/27	-				Injured Reserve										
NYG 10/4	-				Injured Reserve										
at Was 10/11	-				Injured Reserve										
at SF 10/18	-				Injured Reserve										
Chi 10/26	-	0/0	0	0	0	0.0	0.0	0	0	0	0	0	0	0	0
at Mia 11/1	-	0/0	0	0	0	0.0	0.0	0	0	0	0	0	0	0	0
Sea 11/15	-	0/0	0	0	0	0.0	0.0	0	0	0	0	0	0	0	0
at TB 11/23	-	0/0	0	0	0	0.0	0.0	0	0	0	0	0	0	0	0
SF 11/29	-	0/0	0	0	0	0.0	0.0	0	0	0	0	0	0	0	0
at Ari 12/6	-	0/0	0	0	0	0.0	0.0	0	0	0	0	0	0	0	0
NE 12/10	-	0/0	0	0	0	0.0	0.0	0	0	0	0	0	0	0	0
NYJ 12/19	-	0/0	0	0	0	0.0	0.0	0	0	0	0	0	0	0	0
at Sea 12/27	-	0/0	0	0	0	0.0	0.0	0	0	0	0	0	0	0	0
Ari 1/3/21	-	0/0	0	0	2	0.0	0.0	0	0	0	0	0	0	0	0
Totals	0-0	0/0	0	0	0	0.0	0.0	0	0	0	0	0	0	0	0

2019 Los Angeles Rams

Game	W/L	P/S	T	S	A	Sk	Yds	Int	Yds	Lg	TD	PD	FF	FR	Yds
at CAR 9/8	W	1/0	0	0	0	0.0	0.0	0	0	0	0	0	0	0	0
NO 9/15	W	1/0	0	0	0	0.0	0.0	0	0	0	0	0	0	0	0
at Cle 9/22	W	1/0	0	0	0	0.0	0.0	0	0	0	0	0	0	0	0
TB 9/29	L	1/0	0	0	0	0.0	0.0	0	0	0	0	0	0	0	0
at Sea 10/3	L	1/0	0	0	0	0.0	0.0	0	0	0	0	0	0	0	0
SF 10/13	L	1/0	0	0	0	0.0	0.0	0	0	0	0	0	0	0	0
at Atl 10/20	W	1/0	3	2	1	0.0	0.0	0	0	0	0	0	0	0	0
Cin 10/27	W	1/0	0	0	0	0.0	0.0	0	0	0	0	0	0	0	0
at Pit 11/10	L	1/0	0	0	0	0.0	0.0	0	0	0	0	0	0	0	0
Chi 11/17	W	1/0	0	0	0	0.0	0.0	0	0	0	0	0	0	0	0
Bal 11/25	L	1/0	0	0	0	0.0	0.0	0	0	0	0	0	0	0	0
at Ari 12/1	W	1/0	4	4	0	0.0	0.0	0	0	0	0	0	0	0	0
Sea 12/8	W	1/0	4	4	0	0.0	0.0	0	0	0	0	1	0	0	0
at Dal 12/15	L	1/0	0	0	0	0.0	0.0	0	0	0	0	1	0	0	0
at SF 12/21	L	1/0	0	0	0	0.0	0.0	0	0	0	0	0	0	0	0
Ari 12/29	W	1/0	5	3	2	0.0	0.0	0	0	0	0	1	0	0	0
Totals	9-7	16/0	16	13	3	0.0	0.0	0	0	0	0	3	0	0	0



94 A'Shawn Robinson



Defensive Line • Alabama • Ft. Worth, Texas

Ht./Wt.: 6-4/330

NFL Exp.: 5 (1st Rams)

GP/GS, (Playoffs): 58/37, (1/1)

Birth Date: 3/21/1995

Acquired: FA-'20

Transactions: Signed with the Los Angeles Rams as an unrestricted free agent (4/24/20)...released by the Detroit Lions (3/18/20)...signed a four-year extension with the Detroit Lions (5/10/16)...drafted by the Detroit Lions in the second round (46th overall) in the 2016 NFL Draft (4/29/16).

Pro: Fifth-year pro, acquired by the Rams via waivers from Detroit...appeared in 58 regular season games (37 starts) with one start in the postseason with the Lions...tallied 172 career tackles...posted 5.0 sacks...recorded three forced fumbles with three fumble recoveries...nabbed his first-ever interception off of Saints QB Drew Brees which was returned for a touchdown.

2019 Season: Finished his fourth season with the Lions appearing in 13 games (nine starts)...tallied 40 total tackles (28 solo)...posted 1.5 sacks...deflected three passes...forced a fumble and recovered an additional two fumbles on the season...**at Arizona (9/8):** Started the season opener on the defensive line...tallied three solo tackles...**vs. Chargers (9/15):** Recorded four tackles (three solo)...assisted on one sack for a three yard loss...**at Philadelphia (9/22):** Started on the defensive line...posted three tackles...recovered one fumble...**vs. Kansas City (9/29):** Tallied two tackles...deflected one pass...recovered a fumble for three yards marking the first time in his career to recover a fumble in back-to-back games in a single season...**at Green Bay (10/14):** Started on the defensive line...tallied seven tackles (five solo)...forced one fumble...**vs. Minnesota (10/20):** Started on the defensive line...posted two solo tackles...**vs. Giants (10/27):** Started on the defensive line...did not record any stats...**at Oakland (11/3):** Posted one tackle...**at Chicago (11/10):** Started on the defensive line...tallied two solo tackles...broke up one pass...**vs. Dallas (11/17):** Started on the defensive line...logged two tackles...**at Washington (11/24):** Started on the defensive line...recorded four tackles (three solo)...levied 1.0 sacks, deflected one pass...**vs. Chicago (11/28):** Logged three tackles (two solo)...**at Minnesota (12/8):** Started on the defensive line...matched a season-high seven tackles (5 solo).

2018 Season: Appeared in 13 games (seven starts) on the defensive line...logged 49 total tackles (28 solo)...tallied 1.0 sacks...recovered one fumble and marked his first time professionally to force one fumble in back-to-back seasons...**at San Francisco (9/16):** Appeared on the defensive line...logged four tackles (two solo)...**vs. New England (9/23):** Started on the defensive line...tallied three solo tackles...**at Dallas (9/30):** Started on the defensive line...set a career high eight total tackles (five solo) in a single season...**vs. Green Bay (10/7):** Appeared on the defensive line...logged one tackle...**at Miami (10/21):** Tallied four tackles (three solo)...**vs. Seattle (10/28):** Appeared on the defensive line...recorded six tackles (four solo)...**vs. Minnesota (11/4):** Recorded three tackles...recovered one fumble...**at Chicago (11/11):** Started on the defensive line...logged one tackle...**vs. Chicago (11/22):** Saw action on the defensive line...tallied one tackle...**vs. Rams (12/2):** Started on the defensive line...recorded five tackles (three solo)...**at Arizona (12/9):** Started on the defensive line...matched a season-high eight tackles (four solo)...levied 1.0 sacks...**at Buffalo (12/16):** Started on the defensive line...tallied four tackles (two solo)...forced one fumble...**vs. Minnesota (12/23):** Started on the defensive line...logged one tackle.

2017 Season: Started in all 16 games...logged 53 total tackles (31 solo)...assisted on one sack...picked off Saints QB Drew Brees to return his first-ever interception for a touchdown...deflected six passes and forced one fumble on the season...**vs. Arizona (9/10):** Tallied three solo tackles and forced one fumble in the season opener...**at Giants (9/18):** Logged two tackles...**vs. Atlanta (9/24):** Recorded three tackles (two solo)...**at Minnesota (10/1):** Tallied two tackles...**vs. Carolina (10/8):** Started on the defensive line...did not record any stats...**at New Orleans (10/15):** Started on the defensive line...marked a season-high seven tackles (four solo)...picked off Saints QB Drew Brees and returned his first interception for a touchdown...also deflected two passes...**vs. Pittsburgh (10/29):** Started on the defensive line...logged four tackles (two solo)...**at Green Bay (11/6):** Started on the defensive line...recorded three tackles...**vs. Cleveland (11/12):** Started on the defensive line...posted four tackles (two solo)...**vs. Chicago (11/19):** Started on the defensive line...posted one tackle...**vs. Minnesota (11/23):** Started on the defensive line...tallied six tackles (five solo)...**at Baltimore (12/3):** Started on the defensive line...recorded three solo tackles...**at Tampa Bay (12/10):** Started on the defensive line...assisted on one tackle...**vs. Chicago (12/16):** Started on the defensive line...posted one solo tackle...deflected one pass...**at Cincinnati (12/24):** Started on the defensive line...matched a season-high seven tackles...**vs. Green Bay (12/31):** Started on the defensive line...logged six tackles (three solo)...assisted on one sack and broke up one pass.

2016 Season: Appeared on in all 16 games during his rookie season with five starts...collected 30 total tackles (22 solo)...tallied 2.0 sacks and deflected a season-high seven passes...**at Indianapolis (9/11):** Appeared on the defensive line in the season opener...deflected one pass...**vs. Tennessee (9/18):** Appeared on the defensive line...nabbed his first professional solo tackle...also deflected one pass...**at Green Bay (9/25):** Tallied two solo tackles...**at Chicago (10/2):** Appeared on the defensive line...recorded one solo tackle...**vs. Philadelphia (10/9):** Appeared on the defensive line...levied his first professional sack on Eagles QB Carson Wentz...posted two solo tackles...**vs. Rams (10/16):** Recorded one solo tackle...**vs. Washington (10/23):** Appeared on the defensive line...assisted on two tackles...**at Houston (10/30):** Appeared on the defensive line...marked a season-high four tackles...recorded 1.0 sacks accounting for five yards-for-loss...**at Minnesota (11/6):** Appeared on the defensive line...tallied one solo tackle...**vs. Jacksonville (11/20):** Posted two solo tackles...**vs. Minnesota (11/24):** Made his first professional start...deflected one pass...recorded one solo tackle...**at New Orleans (12/4):** Appeared on the defensive line...posted two solo tackles...**vs. Chicago (12/11):** Started on the defensive line...tallied two solo tackles...**at Giants (12/18):** Started on the defensive line...recorded one solo tackle...broke up one pass...**at Dallas (12/26):** Started on the defensive line...matched a season-high four tackles (two solo)...**vs. Green Bay (1/1/17):** Started on the defensive line...recorded a season-high three solo tackles (four total tackles).

College: Appeared in all 39 games with the Alabama Crimson Tide from 2013-15...including three original-six Bowl games...two appearances in the then-instated College Football Playoffs...

won the CFP Championship against Clemson held in Glendale, Ariz. (1/11/16)...two-time SEC Champion (2014-15)...named to the FWAA All-America Team (first team) in 2015...also selected to the CBS Sports' All-America Team (first team) in 2015...Outland Trophy finalist, which is given to the nation's best interior lineman on offense or defense by the FWAA...selected to the AP All-SEC Team...named to the SEC All-Freshman Team and Sporting News Freshman All-America Team in 2013...tallied 133 total tackles (51 solo)...averaged 3.0 sacks (5.5 season-high as a freshman)...forced one fumble and broke up five passes in his collegiate career.

Personal: Attended Arlington Heights High School in Fort Worth, Texas...played in the U.S. Army All-American Bowl (2013)...invited to Nike's prestigious all-star camp "The Opening" in 2013...voted as a USA Today All-American (2012)...multi-sport varsity athlete (basketball and track & field)...ranked No. 105 on ESPN's "Top 300" (2013)...Ranked No. 4 in the nation at the defensive lineman position according to Rivals.com.



A'Shawn Robinson, NFL Statistics



Regular Season

Year	Team	Tackles				Interceptions							Fumbles		
		G/S	Total	Solo	Asst.	Sacks	Yards	Int.	Yards	Long	TD	PD	FF	FR	Yards
2016	Detroit Lions	16/5	30	22	8	2.0	5.0	0	0	0	0	7	0	0	0
2017	Detroit Lions	16/16	53	31	21	0.5	4.5	1	2	2	1	6	1	0	0
2018	Detroit Lions	13/7	49	30	15	1.0	8.0	0	0	0	0	0	1	1	0
2019	Detroit Lions	13/9	40	28	8	1.5	6.0	0	0	0	0	3	1	2	3
2020	Los Angeles Rams	0/0	0	0	0	0.0	0.0	0	0	0	0	0	0	0	0
Totals		58/37	172	111	52	5.0	23.5	1	2	2	1	16	3	3	3

Postseason

Year	Team	Tackles				Interceptions							Fumbles		
		G/S	Total	Solo	Asst.	Sacks	Yards	Int.	Yards	Long	TD	PD	FF	FR	Yards
2016	Detroit Lions	1/1	7	2	5	0.0	0.0	0	0	0	0	0	0	0	0
Totals		1/1	7	2	5	0.0	0.0	0	0	0	0	0	0	0	0



A'Shawn Robinson, Game-By-Game



2020 Los Angeles Rams

Game	W/L	P/S	T	S	A	Sk	Yds	Int	Yds	Lg	TD	PD	FF	FR	Yds
Dal 9/13	-	0/0	0	0	0	0.0	0.0	0	0	0	0	0	0	0	0
at Phi 9/20	-	0/0	0	0	0	0.0	0.0	0	0	0	0	0	0	0	0
at Buf 9/27	-	0/0	0	0	0	0.0	0.0	0	0	0	0	0	0	0	0
NYG 10/4	-	0/0	0	0	0	0.0	0.0	0	0	0	0	0	0	0	0
at Was 10/11	-	0/0	0	0	0	0.0	0.0	0	0	0	0	0	0	0	0
at SF 10/18	-	0/0	0	0	0	0.0	0.0	0	0	0	0	0	0	0	0
Chi 10/26	-	0/0	0	0	0	0.0	0.0	0	0	0	0	0	0	0	0
at Mia 11/1	-	0/0	0	0	0	0.0	0.0	0	0	0	0	0	0	0	0
Sea 11/15	-	0/0	0	0	0	0.0	0.0	0	0	0	0	0	0	0	0
at TB 11/23	-	0/0	0	0	0	0.0	0.0	0	0	0	0	0	0	0	0
SF 11/29	-	0/0	0	0	0	0.0	0.0	0	0	0	0	0	0	0	0
at Ari 12/6	-	0/0	0	0	0	0.0	0.0	0	0	0	0	0	0	0	0
NE 12/10	-	0/0	0	0	0	0.0	0.0	0	0	0	0	0	0	0	0
NYJ 12/19	-	0/0	0	0	0	0.0	0.0	0	0	0	0	0	0	0	0
at Sea 12/27	-	0/0	0	0	0	0.0	0.0	0	0	0	0	0	0	0	0
Ari 1/3/21	-	0/0	0	2	0.0	0.0	0	0	0	0	0	0	0	0	0
Totals	0-0	0/0	0	0	0	0.0	0.0	0	0	0	0	0	0	0	0

2018 Detroit Lions

Game	W/L	P/S	T	S	A	Sk	Yds	Int	Yds	Lg	TD	PD	FF	FR	Yds
NYJ 9/10	L	0/0	0	0	0	0.0	0.0	0	0	0	0	0	0	0	0
at SF 9/16	L	1/0	4	2	2	0.0	0.0	0	0	0	0	0	0	0	0
NE 9/23	W	1/1	3	3	0	0.0	0.0	0	0	0	0	0	0	0	0
at Dal 9/30	L	1/1	8	5	3	0.0	0.0	0	0	0	0	0	0	0	0
GB 10/7	W	1/0	1	1	0	0.0	0.0	0	0	0	0	0	0	0	0
at Mia 10/21	W	1/0	4	3	1	0.0	0.0	0	0	0	0	0	0	0	0
Sea 10/28	L	1/0	6	4	1	0.0	0.0	0	0	0	0	0	0	0	0
Min 11/4	L	1/0	3	1	0	0.0	0.0	0	0	0	0	0	0	1	0
at Chi 11/11	L	1/1	1	1	0	0.0	0.0	0	0	0	0	0	0	0	0
Car 11/18	W	0/0	0	0	0	0.0	0.0	0	0	0	0	0	0	0	0
Chi 11/22	L	1/0	1	0	1	0.0	0.0	0	0	0	0	0	0	0	0
LAR 12/2	L	1/1	5	3	2	0.0	0.0	0	0	0	0	0	0	0	0
at Ari 12/9	W	1/1	8	4	4	1.0	8.0	0	0	0	0	0	0	0	0
at Buf 12/16	L	1/1	4	2	1	0.0	0.0	0	0	0	0	0	1	0	0
Min 12/23	L	1/1	1	1	0	0.0	0.0	0	0	0	0	0	0	0	0
at GB 12/30	W	0/0	0	0	0	0.0	0.0	0	0	0	0	0	0	0	0
Totals	6-10	13/7	49	30	15	1.0	8.0	0	0	0	0	0	1	1	0

2016 Detroit Lions

Game	W/L	P/S	T	S	A	Sk	Yds	Int	Yds	Lg	TD	PD	FF	FR	Yds
at Ind 9/11	W	1/0	0	0	0	0.0	0.0	0	0	0	1	0	0	0	0
Ten 9/18	L	1/0	1	1	0	0.0	0.0	0	0	0	0	1	0	0	0
at GB 9/25	L	1/0	2	2	0	0.0	0.0	0	0	0	0	0	0	0	0
at Chi 10/2	L	1/0	1	1	0	0.0	0.0	0	0	0	0	0	0	0	0
Phi 10/9	W	1/0	2	2	0	1.0	0.0	0	0	0	0	0	0	0	0
LAR 10/16	W	1/0	1	1	0	0.0	0.0	0	0	0	0	1	0	0	0
Was 10/23	W	1/0	2	0	2	0.0	0.0	0	0	0	0	0	0	0	0
at Hou 10/30	L	1/0	4	1	3	1.0	5.0	0	0	0	0	0	0	0	0
at Min 11/6	W	1/0	1	1	0	0.0	0.0	0	0	0	0	1	0	0	0
Jax 11/20	W	1/0	2	2	0	0.0	0.0	0	0	0	0	0	0	0	0
Min 11/24	W	1/1	1	1	0	0.0	0.0	0	0	0	0	1	0	0	0
at NO 12/4	W	1/0	2	2	0	0.0	0.0	0	0	0	0	1	0	0	0
Chi 12/11	W	1/1	2	2	0	0.0	0.0	0	0	0	0	0	0	0	0
at NYG 12/18	L	1/1	1	1	0	0.0	0.0	0	0	0	0	1	0	0	0
at Dal 12/26	L	1/1	4	2	2	0.0	0.0	0	0	0	0	0	0	0	0
GB 1/1/17	L	1/1	4	3	1	0.0	0.0	0	0	0	0	0	0	0	0
Totals	9-7	16/5	30	22	8	2.0	5.0	0	0	0	7	0	0	0	0

2019 Detroit Lions

Game	W/L	P/S	T	S	A	Sk	Yds	Int	Yds	Lg	TD	PD	FF	FR	Yds
at Ari 9/8	T	1/1	3	3	0	0.0	0.0	0	0	0	0	0	0	0	0
LAC 9/15	W	1/0	4	3	1	0.5	3.0	0	0	0	0	0	0	0	0
at Phi 9/22	W	1/1	3	0	2	0.0	0.0	0	0	0	0	0	0	0	1
KC 9/29	L	1/0	2	2	0	0.0	0.0	0	0	0	0	0	1	0	1
at GB 10/14	L	1/1	7	5	2	0.0	0.0	0	0	0	0	0	0	1	0
Min 10/20	L	1/1	2	2	0	0.0	0.0	0	0	0	0	0	0	0	0
NYG 10/27	W	1/1	0	0	0	0.0	0.0	0	0	0	0	0	0	0	0
at Oak 11/3	L	1/0	1	0	0	0.0	0.0	0	0	0	0	0	0	0	0
at Chi 11/10	L	1/1	2	2	0	0.0	0.0	0	0	0	0	0	1	0	0
Dal 11/17	L	1/1	2	1	1	0.0	0.0	0	0	0	0	0	0	0	0
at Was 11/24	L	1/1	4	3	0	1.0	3.0	0	0	0	0	0	1	0	0
Chi 11/28	L	1/0	3	2	1	0.0	0.0	0	0	0	0	0	0	0	0
at Min 12/8	L	1/1	7	5	1	0.0	0.0	0	0	0	0	0	0	0	0
TB 12/15	L	0/0	0	0	0	0.0	0.0	0	0	0	0	0	0	0	0
at Den 12/22	L	0/0	0	0	0	0.0	0.0	0	0	0	0	0	0	0	0
GB 12/29	L	0/0	0	0	0	0.0	0.0	0	0	0	0	0	0	0	0
Totals	3-12-1	13/9	40	28	8	1.5	6.0	0	0	0	0	0	3	1	2

2017 Detroit Lions

Game	W/L	P/S	T	S	A	Sk	Yds	Int	Yds	Lg	TD	PD	FF	FR	Yds
Ari 9/10	W	1/1	3	3	0	0.0	0.0	0	0	0	0	0	0	1	0
at NYG 9/18	W	1/1	2	1	1	0.0	0.0	0	0	0	0	0	0	0	0
Atl 9/24	L	1/1	3	2	1	0.0	0.0	0	0	0	0	0	0	1	0
at Min 10/1	W	1/1	2	1	1	0.0	0.0	0	0	0	0	0	0	0	0
Car 10/8	L	1/1	0	0	0	0.0	0.0	0	0	0	0	0	0	0	0
at NO 10/15	L	1/1	7	4	3	0.0	0.0	1	2	2	1	2	0	0	0
Pit 10/29	L	1/1	4	2	2	0.0	0.0	0	0	0	0	0	1	0	0
at GB 11/6	W	1/1	3	2	1	0.0	0.0	0	0	0	0	0	0	0	0
Cle 11/12	W	1/1	4	2	2	0.0	0.0	0	0	0					



Los Angeles Rams 2020 Media Guide

Football Staff



Brian Xanders



Senior Personnel Executive

College: Florida State

NFL Year: 27

Rams Year: 4

Brian Xanders is in his fourth season with the Los Angeles Rams. Xanders works with all areas of the club's player personnel department, including college scouting, pro personnel, coaching research, and game management/strategy.

The 2020 season marks Xanders' 27th year in the NFL working in a variety of player personnel, scouting, football operations and coaching staff roles during his time at four different teams (Los Angeles, Detroit, Denver and Atlanta). He has direct experience in player evaluations with the last 24 NFL Draft classes and 19 free agency periods.

Xanders joined the Rams organization in 2017, following a four year stint with the Detroit Lions. Prior to his Lions' tenure, he served four seasons with the Denver Broncos as the team's general manager.

During his tenure as the Broncos' general manager, he engineered the personnel transformation where 90 percent of the team's roster (55 of 61 players) were acquired through the draft, free agency or re-signed by the club. The four-year personnel foundation from 2009-2012, yielded 5 straight division titles and a 64-26 record from 2011-2015 (two Super Bowl appearances / Super Bowl XL Champions).

The Broncos executed high-producing NFL Draft classes from 2009-12, which finished third in the NFL in games started and fifth in playtime during the four-year period. Those four draft classes became the second highest compensated draft classes in NFL history from 2012-2016 (\$920M). Twenty-seven players had careers of 4+ years, and there were 22 primary starters (1+ year) on NFL teams. The group including six Pro Bowl players with 20 total appearances: LB Von Miller, WR Demaryius Thomas, CB Chris Harris, DT Malik Jackson, TE Julius Thomas and OG Zane Beadles. Other long-term core starters include WR Eric Decker, DT Derek Wolfe, LB Danny Trevathan, T Orlando Franklin, T Mike

Remmers and DE Robert Ayers. There were also eight other Pro Bowl players who were acquired, signed or extended during his tenure: QB Peyton Manning, SS Brian Dawkins, WR Brandon Lloyd, RB Willis McGahee, CB Champ Bailey, DE Elvis Dumervil, WR Brandon Marshall, and OT Ryan Clady.

Xanders also supervised the day-to-day operations of the Broncos' college scouting, pro scouting, labor operations/salary cap, equipment, medical, video, football systems and football operations departments. He served on the NFL College Advisory, NFL Combine Selection and the NFL Statistics Committees. He was originally hired by Denver as assistant general manager in 2008.

Before joining the Broncos, he worked 14 seasons (1994-2008) with the Atlanta Falcons in various scouting, player personnel, football operations, coaching staff (defense/offense/ST) and technology/systems roles. Xanders was a member of the Falcons' defensive coaching staff on their 1998 team that became the first in franchise history to earn a Super Bowl berth (XXXIII). He was selected by the Falcons to attend Stanford University's NFL Program for Managers in 2005, he has given presentations at several universities on NFL player personnel issues.

A former linebacker who played for Bobby Bowden at Florida State University from 1989-92, Xanders was a member of four bowl-winning teams with the Seminoles that had a 42-7 combined record. He was an All-Atlantic Coast Conference academic team selection and graduated from FSU with a master's degree in business administration and a bachelor's degree in business management.

Xanders, Amy, Reid and Mary Claire and reside in Westlake Village, California. He participates in Habitat for Humanity charities, Homes for the Holidays, and Warrick Dunn Charities.



Taylor Morton



Senior Personnel Advisor

College: Southern Miss
NFL Year: 21
Rams Year: 9

Taylor Morton embarks on his 21st season in the NFL and ninth with the Rams.

Morton is in the fourth season as senior player personnel advisor after transitioning into the role in 2017 after serving as director of player personnel the previous four seasons.

He originally joined the Rams as director of college scouting in 2012. Morton is involved in the Rams collegiate and professional scouting efforts and evaluates the top talent in the country. The player personnel department utilizes the information he collects to assist in making the Rams' draft process as effective as possible.

Morton came to the Rams from the Atlanta Falcons where he served 12 years in the player personnel department. He was responsible for scouting the Southeast for seven seasons and the Southwest, West and Midwest respectively for the club.

Prior to becoming a college scout, Morton served in the pro personnel department as an advance scout for the Falcons'

opponents, as well as evaluating future free agent prospects for the team, and scouting other professional leagues including the NFL, NFL Europe and the CFL.

Taylor joined the Falcons after coaching eight years in the college ranks. His stints included Auburn University, Hinds CC and Pearl River CC. He began his coaching career at the University of Southern Mississippi, after a career ending injury, as a student assistant earning both a Bachelor's and Master's degree in Sports Management/Coaching and Sports Administration. Taylor is a native of the Destin, Florida area where he attended Niceville High School and was a member of the 1988 4A State Championship football team.

He and his wife, Carissa, have two sons, Thomas and Joshua. Thomas (20) is attending the University of Southern Mississippi where he plays Tight End on the football team. Joshua (18) will be attending the University of Central Florida in the fall to pursue Architectural Engineering. The Morton family resides in Florida.



Ray Agnew



Director, Pro Scouting

College: North Carolina State
NFL Year: 31
Rams Year: 23

Ray Agnew is entering his fourth season as director of pro personnel. Agnew manages the pro scouting department in evaluating players among the professional leagues and executes advance scouting reports of the Rams' upcoming opponents. In addition, he prepares the club for acquisitions through free agency, trades and the daily waiver wire. Agnew also cross checks top college prospects.

The 2020 season marks Agnew's 14th season as a member of the Rams scouting staff, having previously served as the assistant director of pro personnel.

Agnew evaluates all 32 NFL rosters in preparation for free agency, writes advance scouting reports for upcoming Rams opponents and grades college defensive linemen and offensive linemen as part of the Rams' draft preparations.

Prior to joining the personnel department, Ray served seven years as director of player development/team pastor with the Rams. He served as a spiritual mentor for players and assisted them with life issues.

Agnew played three seasons with the Rams as a defensive tackle (1998-2000) and was a vital contributor on the field and in the locker room as the Rams won Super Bowl XXXIV in 1999.

The 10th selection in the 1990 NFL Draft, Agnew played five seasons with the New England Patriots (1990-94) and three with the New York Giants (1995-97) before joining the Rams as an unrestricted free agent.

Agnew played in 157 career games and six playoff games. He recorded 23.5 sacks, forced six fumbles, recovered five, and had one interception.

Ray is married to Katherine with three children: sons Ray III, Malcolm, and Keenan. Ray III is currently in the New York Jets scouting department, Malcolm is the running backs coach at Sacramento State and Keenan is a junior defensive tackle at South Illinois at Carbondale. The Agnew family resides in Thousand Oaks, Calif.



James Gladstone



Director, Scouting Strategy

College: Westminster College

NFL Year: 5

Rams Year: 5

James Gladstone is in his fifth season with the Los Angeles Rams and his second as the team's Director of Scouting Strategy.

In his role, he works directly with General Manager Les Snead in strategic planning and day-to-day scouting processes and execution. Additionally, he is responsible for scouting current and prospective players, and providing frequent analysis on special projects. Prior to being named Director of Scouting Strategy, Gladstone served as the Senior Assistant to the General Manager/ Player Personnel Coordinator.

Prior to joining the Rams, Gladstone worked in education administration as the Student Activities Director and football coach

at Clayton High School in St. Louis, Missouri. He also served as the Media and Literacy Coordinator and football coach at St. John Vianney High School in St. Louis, Missouri.

Gladstone graduated from Westminster College in 2013 with a Bachelor of Science in Education and received his Master's Degree in Education Administration from Lindenwood University. While attending Westminster, Gladstone was a two-time captain of the football team, was awarded Athlete of the Year honors, and was also named to the BSN All-American team as a wide receiver.

Gladstone and his wife, Julie, are natives of St. Louis, Missouri and currently reside in Los Angeles, California.



Brad Holmes



Director, College Scouting

College: North Carolina

A&T

NFL Year: 18

Rams Year: 18

Holmes enters his eighth season as director of college scouting for the Rams, and 18th NFL season.

In this role, Holmes oversees the college scouting department and manages all scheduling and operations for area scouts. He is responsible for assigning cross-check coverage nationwide during the fall season, in addition to evaluating all NFL draft prospects nationwide. He also works in collaboration with the club's personnel directors to improve technological tools and implement overall scouting procedures.

Holmes has held various responsibilities within the Rams player personnel department, most recently as a national scout during the 2012 season. As an area scout, he covered the Northeast region and the remainder of his tenure primarily covering the Southeast region. Prior to becoming an area scout, he also served as the national combine scout mainly responsible for the Midwest area. Holmes originally joined the department as a scouting assistant in 2004, after getting his start with the club as a public relations intern in 2003.

In 2014, Holmes was selected to participate in the NFL Career Development Symposium at the Wharton School of Business in Philadelphia. He was selected to attend again this spring for 2020 during the kickoff weekend for the owner's meetings, but was it canceled due to COVID-19

Holmes graduated cum laude with a Bachelors of Science in Journalism and Mass Communications from North Carolina A&T in 2002. He was voted team captain and served as a four-year letterman for the Aggies at defensive tackle, as they won the 1999 Mid-Eastern Athletic Conference and Black College National Championship.

A native of Tampa, Fla., Holmes was named 1997 first-team All-County and All-Conference at defensive tackle for Chamberlain High School.

Brad's father, Mel Holmes, was a fifth-round draft choice from North Carolina A&T and played guard for the Pittsburgh Steelers from 1971-73. Holmes and his wife, Lisa, live in Atlanta, Ga., they have one son.



JW Jordan



Director, Draft Management

College: Notre Dame
NFL Year: 19
Rams Year: 9

JW Jordan is in his ninth year with the Rams and fourth as the director of draft management.

His responsibilities include assisting the General Manager with setting the draft board throughout the year, crosschecking all players on the draft board, and overseeing assignments for both the in-house personnel staff and Special Assistants to the GM.

Additionally, Jordan reviews all information and data submitted by the college scouts, helps organize and prioritize each step of the draft process, and assists the analytics team on various studies and research projects.

Jordan originally joined the Rams as Player Personnel Coordinator in 2012 and served two years as Director of Player evaluations, Research and Analysis.

From 2002–2011, Jordan worked in the Player Personnel Department of the Indianapolis Colts, where he was a member of the 2006 Super Bowl and 2009 AFC Championship Teams. During this time, he gained experience in all aspects of Player Personnel, including college scouting, pro scouting, The Salary Cap and day-to-day operations.

A native of Brooklyn, N.Y., Jordan attended the University of Notre Dame from 1997-2001 and earned a Bachelor of Science in Finance. Jordan played football for the Fighting Irish and earned two letters as an offensive center and guard.

He met his wife Megan during his tenure with the Colts while she served as a cheerleader for the club from 2005-07. They have a Six-year old son, John, and a Two-year old daughter, Ruby. The family resides in Agoura, Calif.



John McKay



Assistant Director, Pro Scouting

College: Southern California
NFL Year: 6
Rams Year: 5

John McKay is entering his fifth year with the Los Angeles Rams and second as the assistant director of pro personnel.

McKay helps manage the process for all player arrivals and departures. McKay also evaluates all 32 rosters prior to free agency, writes advance scouting reports for upcoming opponents and evaluates college players prior to the draft.

McKay joined the Rams as a scouting assistant in 2016. During that season, he evaluated players and submitted reports to his overseeing director. McKay also tracked player news during the year and entered the information into the scouting database among numerous other specifically assigned tasks.

Prior to joining the Rams, McKay worked in labor operations/player personnel at the NFL Headquarters in New York. He worked closely with the league's salary cap and roster management team. McKay also has experience working as a researcher at NFL Network in Los Angeles, Calif.

McKay graduated from the University of Southern California with a bachelor's degree in political science with a minor in sports media. During his time there, he served as a student recruiting assistant for the school's football program in 2012.

A native of Atlanta, Ga., he attended Holy Innocents' Episcopal School, and currently resides in Los Angeles, Calif.



Ted Monago



Assistant Director, College Scouting

College: Arizona State
NFL Year: 20
Rams Year: 8

Ted Monago enters his 20th NFL season and eighth with the Rams. The 2020 season marks Monago's fourth season as the assistant director of college scouting.

Previously, Monago served as a national scout for the club and was responsible for scouting players within a designated region as specified by the general manager.

Prior to joining the Rams, Monago spent 12 seasons in various scouting roles with the Chicago Bears. Most recently, he spent the 2012 season as an executive scout/SEC, primarily focusing on SEC schools along with covering Alabama, Arkansas, Louisiana, and Mississippi. From 2003 to 2011, he was an area scout responsible for covering the Great Plains region. Originally, he entered the NFL as a BLESTO scout in 2001.

In the collegiate ranks, Monago coached at the College of Williams

& Mary. Originally, he served as the tight ends coach in 1998, before switching to linebackers for the 1999 and 2000 seasons.

Monago earned a master's in educational and public administration at The University of Idaho in 1998. While in his master's program, he served as a graduate assistant football coach. He worked with the offense in 1996 and the defense in 1997.

For his undergraduate studies, he attended Arizona State University and graduated with a sociology degree in 1993. After graduation, he worked as a graduate assistant and held the role of defensive quality control/special teams from 1994-1995.

Monago began his coaching career at Scottsdale Community College, after being a walk-on defensive back at Arizona State from 1990 through 1992. In 1993, he served as the linebackers/special teams coach at Scottsdale Community College in Scottsdale, AZ.



Marty Barrett



National Scout

College: University of Buffalo
NFL Year: 26
Rams Year: 4

Marty Barrett enters his fourth season with the Los Angeles Rams as a national scout and is responsible for scouting the country's top collegiate players.

Barrett, a 26-year NFL veteran, joined the Rams organization after spending time with the New Orleans Saints, an 18-year stint with the Chicago Bears and most recently the Philadelphia Eagles.

Barrett was with the Philadelphia Eagles from 2015-16 as a senior scout. Prior to his arrival in Philadelphia, Barrett enjoyed an 18-year scouting career with Chicago, where he served as the director of college scouting for four years after initially joining the club as an area scout in 1997.

During his tenure with the Bears, Barrett was part of a franchise that captured four division titles (2001, 2005, 2006, 2010) and a conference championship (2006), while appearing in two conference championship games (2006, 2010) and in Super Bowl XLI. As a member of Chicago's personnel department, Barrett was involved in scouting a number of prospects who went on to earn Pro Bowl accolades for the Bears, including C Olin Kreutz, LB Lance Briggs, WR Alshon Jeffery and G Kyle Long. He also played a contributing role in acquiring 2014 PFWA all-rookie members CB Kyle Fuller and P Pat O'Donnell.

Barrett entered the NFL in 1995 as an area scout for the New Orleans Saints, a position he held for two seasons.

Prior to his scouting career, Barrett spent 11 years in college football, working as an assistant to the Athletics Director/Football Operations at Rutgers University from 1991-95 after spending one season as a graduate assistant/defensive backs coach for the Scarlet Knights.

After starting his coaching career in 1984 at Indiana University of Pennsylvania, Barrett spent the 1985 season as a graduate assistant with Ashland University. In 1986, he was hired as an assistant coach at his alma mater, the University at Buffalo, and coached wide receivers (1986-88) and then running backs (1989). During his time coaching the Bulls, Barrett also served as the team's recruiting coordinator.

A three-year letterman, Barrett established 14 records while in college and was inducted into the school's hall of fame in 1989. Barrett graduated from the University at Buffalo with a bachelor's degree in physical education and went on to earn a master's in sports science from Ashland University.

A native of Amherst, NY, Barrett and his wife, Tina, have three children.



Matt Waugh



Pro Scout

College: Ohio University

NFL Year: 6

Rams Year: 4

Matt Waugh enters his fourth season with the Los Angeles Rams, his second season as a pro scout, after serving as a pro scouting assistant the previous two seasons.

In his current role, Waugh's duties include preseason scouting, regular season scouting advances, monitoring unrestricted and restricted free agents for the upcoming free agency period, draft process cross-check and college free agent scouting.

Waugh brings 10 years of football operations experience covering a range of assignments both at the collegiate and professional levels. Prior to joining the Rams organization, Waugh completed a scouting internship with the Chargers organization.

Waugh served as a recruiting associate for the Purdue University Football program during the 2015 season where he contributed to the initial evaluation and scouting of potential high school recruits. Waugh also interned with the Detroit Lions and Tennessee Titans personnel departments from 2014 to 2015. Prior to getting his start in the National Football League, Waugh served as a recruiting assistant for the University of Cincinnati football program from 2012-14.

Waugh got his start at his alma mater, Ohio University as a football operations assistant/recruiting intern. The 2012 graduate received his Bachelor of Science in sport management.



Vito Gonella



Area Scout West Coast

College: Arizona State

NFL Year: 8

Rams Year: 6

Vito Gonella is entering his fourth season as an area scout for the Rams in 2020, after spending two seasons as a scouting assistant/analyst. In his current role, Gonella is responsible for evaluating players in the West Coast region of the U.S.

As a scouting assistant/analyst, Gonella evaluated players and prepared reports to the overseeing director. He also was responsible for tracking player news during the year and entering the information into the scouting database.

Gonella joined the Rams after spending two seasons at UCLA, where he served as a recruiting assistant. During his time with the Bruins, Gonella helped facilitate recruiting visits and produced highlight and point of attack tapes on prospects.

From 2012-13, Gonella was an operations assistant with the Miami Dolphins, where he helped plan and organize logistics for training camp as well as the team's travel among other duties.

Gonella earned a degree in disciplinary studies from Arizona State University. While he was an undergraduate in Tempe, Gonella served as a recruiting assistant in the football office. Upon his graduation, his role became a full-time employee with Sun Devils program.

A native of Petaluma, Calif., Gonella attended St. Vincent DePaul High School.



Brian Hill



Area Scout Midwest

College: Baldwin-Wallace
NFL Year: 11
Rams Year: 8

Brian Hill is entering his eighth season with the Rams and sixth as an area scout. Hill is responsible for the Midwest region of the U.S. after spending two years as the West Coast Area Scout for the Rams organization.

Hill joined the Rams as a scouting assistant in 2013 and held that role through the 2015 draft.

Hill originally entered the league in 2009 as an intern with the Cleveland Browns video department. He went on to serve in


several capacities for the Browns before joining the Kansas City Chiefs as a player development intern. Hill spent the 2012 season as an intern in the Tennessee Titans Personnel Department.

At the collegiate level, Brian coached football at Baldwin-Wallace College as a student and graduated in 2011 with a degree in sports management.

Hill is a native of Ashland, Ohio.



Billy Johnson



Area Scout Southeast (Western)

College: Georgia
NFL Year: 7
Rams Year: 7

Billy Johnson is in his eighth season with the Rams and fifth as an area scout. He is primarily responsible for the Southwest region, as well as Alabama, Mississippi, Louisiana, Tennessee and Kentucky.

Johnson joined the Rams as an intern in the personnel department before being promoted to senior scouting assistant in 2015.

Prior to joining the Rams, Johnson began his collegiate playing career at the University of Georgia where served as a long snapper. After completing his undergraduate degree, Johnson transferred to Tulane University to begin working on his master's.

Johnson played for the Green Wave football team during his one season in New Orleans, earning First Team All-Conference honors.

A native of Buford, Ga., Johnson is the son of long-time NFL assistant Bill Johnson, who most recently served as the Rams defensive line coach after an eight-season stint in the same capacity with the New Orleans Saints.

Johnson and his wife, Chelsea, got married in June 2019 and reside in Nashville, Tenn.



Steve Kazor



Area Scout Southwest

College: Westminster College
NFL Year: 29
Rams Year: 14

Steve Kazor enters his 14th year in the Rams scouting department where he is responsible for scouting the Southwestern region of the United States.

Prior to joining the Rams, Kazor served as offensive line coach with the CFL's Ottawa Renegades. He has had head coaching posts at College of DuPage (2004-05), Wayne State University (2000-03), McPherson College (1998-99) and Iowa Wesleyan (1993). From 1994-96, he coached the tight ends, offensive line and special teams for the Detroit Lions.

For 11 seasons (1982-92), Kazor worked with the Chicago Bears as special teams coach, defensive assistant, tight ends coach and assistant to head coach Mike Ditka and was nominated for coach of the year in 1993.

In 1980, Kazor signed on with the Dallas Cowboys where he served as administrative assistant to the vice president Gil Brandt and head coach Tom Landry.


Prior to his first stint in the NFL, he served as linebacker coach and recruiting coordinator at the University of Texas at El Paso from 1979-80 and from 1977-78 he was the secondary assistant at the University of Texas at Austin.

In 2005, Kazor was inducted to the Alle-Kiski Sports Hall of Fame in his native Western Pennsylvania.

Kazor and his wife, Colleen, have two children, Lance and Kyle. Lance is the Regional Sales Director for ESurance and Kyle works in management for Marriott Hotels.



Michael Pierce



Area Scout Southeast (Eastern)

College: South Alabama
NFL Year: 6
Rams Year: 6

Michael Pierce is in his sixth season with the Rams and fourth as an area scout. In his role, he is primarily responsible for Southeast (eastern) region.

In his first two seasons with the Rams, he was responsible for evaluating players and submitting reports to the overseeing director, tracking player news and assisting with draft meetings.

Prior to joining the Rams, Pierce served as a Scouting Assistant for the Reese's Senior Bowl in Mobile, Ala., where his duties included preparing an annual Watch List, evaluating players through school visits and games, game week football operations, assisting

with youth camps and assisting in the organization of various community outreach events.

Pierce spent six years at Bayside Academy in Daphne, Ala, where he coached football and baseball and taught pre-algebra. On the football field, he worked with defensive backs, wide receivers and special teams. While at Bayside, Pierce helped guide the Admirals to its first winning season, undefeated regular season, playoff berth and playoff victory in the program's history.

A native of Daphne, Ala., Pierce earned a degree in business administration from the University of South Alabama.



Chance Trickett



Area Scout Mountain/Auxiliary

College: Florida State
NFL Year: 5
Rams Year: 5

Chance Trickett is going into his fifth season with the Los Angeles Rams, joining the Rams Scouting Department in 2016, serving as the team's scouting assistant for two seasons before moving to the Mountain Auxillary region in 2018, and taking over the Northeast region including North Dakota, South Dakota, and Minnesota in 2020.

Before becoming an NFL scout, Trickett served as the Director of Recruiting at Louisiana Tech University for two years (2015-2016). During his time, Trickett oversaw all administrative duties related to football recruiting and the day-to-day administration of the football office as assigned by the head coach. Trickett's efforts in recruiting and administration set the foundation for an undefeated bowl

season in 2019, and 2 players picked in the NFL draft.

In 2014-2015, Trickett served as a recruiting assistant at Florida State University and worked to produce the No. 2-ranked class in 2015.

Trickett earned his bachelor's degree from Florida State University and is a graduate of the Reece's Senior Bowl Scout School.

Trickett and his wife, Ashley, also in the sports industry serving as a corporate sports marketing consultant, currently reside in Dallas, TX.



Cedric Jones



Area Scout Plains (Southwest)

College: Oklahoma
NFL Year: 6
Rams Year: 4

Cedric Jones enters his first season with the Los Angeles Rams as an area scout, responsible for covering the Plains (Southwest) area for the department.

Jones joins the Rams following three and a half years consulting for the organization in a scouting capacity. Prior to the Rams, Jones spent seven seasons as the defensive line coach at Southern Nazarene University where he also contributed to special teams focusing on the field goal unit and punt protection. In his time at SNU, the Crimson Storm became Conference Champions and finished in the Top 4 in all major defensive categories, including ranking second in total defense, first in tackles for loss and third in sacks.

Jones began his coaching career in 2005, serving as the Defensive Line/Strength and Conditioning Coach at Montclair College Preparatory School (2005-08) in Van Nuys, Calif. which


paved way to join the NFL coaching ranks as an intern defensive line coach with the Carolina Panthers (2006-08) and Denver Broncos (2012).

A native of Houston, Texas, Jones hails from the University of Oklahoma where the All-American defensive end remains as the school's all-time leader in total sacks (31.5), single-season total sacks (14) and most sacks in a single game (5). The two-time All-Conference player (1994-95) would go on to become the fifth overall selection in the 1996 NFL Draft by the New York Giants where he would spend five seasons (1996-00), including an appearance in Super Bowl XXXV. Following the 2001 season, Jones entered his final season as a player in the NFL after signing with the then-St. Louis Rams which included his second Super Bowl appearance (XXXVI) in 2002.

Jones currently resides in the Norman, Okla. area.



Steve Miller



Special Assistant to the General Manager/Security

College: Missouri - St. Louis
NFL Year: 12
Rams Year: 12

Steve Miller is entering his 12th season with the Rams in 2019 and fifth as special assistant to the general manager/security.

Miller previously served as director of security for the club from 2009-2015. Miller consulted with the organization on security related travel issues for eight years prior to being brought on full-time.

Miller spent 18 years in law enforcement, mostly with the St. Louis Airport Police Department, where he last commanded their

Intelligence Division. During his tenure, Miller was recognized by numerous agencies such as the Missouri State Highway Patrol, the United States Secret Service, the Federal Bureau of Investigation and the United States Department of State, for his invaluable service.

Miller is married to Julie. They have two daughters, Maggie and Nikki.



Andy Sugarman



Special Assistant to the General Manager/Analyst

College: California
NFL Year: 21
Rams Year: 12

Andy Sugarman enters his 12th season with the Rams and his second as the special assistant to the general manager/analyst in his 21st NFL season.

Sugarman has held various roles with in the Rams Organization, previously working in operations, where he helped with team travel logistics, training camp operations and various day-to-day club operations. Sugarman also assisted in the overall relocation operations of the club to Los Angeles, Calif.

Before transitioning to operations, Sugarman enjoyed a 16-year tenure as an NFL coach, most recently with the Rams as a quality control/offense coach. Sugarman was responsible for breaking down film of upcoming opponents, self-scouting the Rams and leading the scout team defense in practice, as well as assisting with the tight ends.

Prior to joining the Rams, he served as offensive assistant for the Atlanta Falcons in 2007. From 2004-05, Sugarman coached tight ends for the Detroit Lions as a member of Steve Mariucci's staff after spending one season as offensive assistant for the team

in 2003. In 2005, Sugarman helped TE Marcus Pollard lead the Lions in receiving with 46 receptions for 516 yards and three touchdowns.

Sugarman came to Detroit in 2003 after five seasons with the San Francisco 49ers. He was the club's offensive quality control coach from 1998-99 and worked as an offensive assistant from 2000-02. During his first three seasons in San Francisco, Sugarman worked with wide receivers. In his final two seasons with the team, Sugarman worked with tight ends. In addition to his coaching duties, Sugarman handled computer operations, including game plan inputs and coordinated the scout teams for special teams.

A fourth generation University of California-Berkeley alumnus, Sugarman made his coaching debut at Cal in 1991, serving as an assistant to the offensive and special teams coaching staffs through the 1997 season. Sugarman also worked for the team while he was a student at Acalanes High School in Lafayette, Calif.

Andy is married to the former Amanda Mehan and the couple has three daughters: Lucy, Chelsea and Roxie.



Ryon Lynn



Assistant, Scouting

College: California, Davis

NFL Year: 5

Rams Year: 4

Ryon Lynn enters his fourth season with the Los Angeles Rams serving as a scouting assistant.

Prior to joining the Rams, Lynn served as a recruiting assistant for the University of Alabama from 2015-2016. As recruiting assistant, Lynn was responsible for evaluating high school and junior college prospects' game film and workouts.

Prior to his time at Alabama, Lynn worked as a financial advisor from 2012-2015 with Waddell and Reed.

Lynn completed various internships prior to his time with Waddell and Reed, including internships with the Office of Assemblyman Jeff Miller of the California State Assembly, and the office of Tom McClintock of the U.S. House of Representatives.

Lynn's first NFL experience came as a public relations intern for the Oakland Raiders during the 2009 season.

Lynn received a bachelor's degree in political science from the University of California Davis in 2011



Lawrence McCutcheon



College Scouting Consultant

College: Colorado State
NFL Year: 49
Rams Year: 47

Lawrence McCutcheon enters his 49th season in the NFL, including 47 seasons with the Rams. He serves as a consultant for the player personnel department.

Most recently, McCutcheon served as a national scout for club and was responsible for scouting players the country's top collegiate players. Prior to that role, he spent seven years as the club's Director of Player Personnel and four years as Director of Scouting. Since joining the club as a scout in 1982, he has held other various scouting roles within the player personnel department.

"Clutch" was just that in eight seasons on the field for the Rams (1972-79), ending his career as the franchise's all-time leading rusher. McCutcheon is now fourth on the team's career rushing list with 6,186 yards and first in playoff rushing with 687 yards. Among the Rams' all-time leading rushers, McCutcheon trails only Steven Jackson, Eric Dickerson and Marshall Faulk. McCutcheon set Rams' records in the 1975 NFC divisional playoffs when he carried the ball 37 times for 202 yards as the Rams beat the St. Louis Cardinals, 35-23.

McCutcheon finished his playing career with Denver and Seattle in 1980 and Buffalo in 1981. He was an all-sport star at Plainview High in his native Plainview, Texas, and was named the top player of the 20th century in Texas' South Plains area by the Lubbock Avalanche-Journal in 1999. Among those receiving votes was NFL Hall of Fame quarterback Sammy Baugh. In February 2007, McCutcheon was inducted into the Texas Panhandle Hall of Fame.

McCutcheon was a four-year letterman at Colorado State and a third-round draft choice of the Rams in 1972. He is also a member of the Colorado State Hall of Fame in recognition of a collegiate playing career during which he set more than 20 school and Western Athletic Conference records.

McCutcheon and his wife, Myna, live in Huntington Beach, Calif., and have a son, Marcus, a graduate of Stanford University. McCutcheon also has a son, Daylon - who played cornerback for the Cleveland Browns a daughter, Adrian, in addition to six grandchildren.



Personnel Consultant



Ray Farmer
Scouting Consultant



Brendan Burger



Director, Equipment

College: Springfield
NFL Year: 9
Rams Year: 2

Brendan Burger enters his second season overseeing the Los Angeles Rams Equipment Department.

Burger is responsible for the purchasing, fitting and customization of all club-issued gear for Rams players, coaches and staff. He ensures that all equipment is up to code and meets NFL regulations. Additionally Burger and his staff set up the field equipment and headset communications for practice and game days.

Previously, Burger worked with Rutgers Athletics from 2017-19 as Assistant Athletic Director of Player Services. In that role, he oversaw the athletic equipment department and athletic vehicle fleet, in addition to coordinating equipment budgets and apparel needs for all 24 sports.

Prior to his time with the Scarlet Knights, Burger spent three years as the Director of Equipment Operations for UCLA football. He

was responsible for overseeing the purchasing, ordering, fitting, maintenance and distribution of all the Bruins' equipment. Burger managed the annual football equipment budget and coordinated the equipment and apparel needs for the program's practices, games and travel.

Burger joined the Bruin staff for the 2014 season after working in the NFL as an Assistant Equipment Manager with the New York Jets for the previous six years. He was also a staff assistant with the Miami Dolphins in 2007.

A certified AEMA member, Burger is a native of Somers, N.Y. and earned his undergraduate degree in Sport Management from Springfield College in Massachusetts. Together, he and his wife, Kara, have one daughter.



Darwin Beacham Jr.



Assistant Manger, Equipment

College: Michigan State
NFL Year: 5
Rams Year: 2

Darwin Beacham Jr. enters his second season with the Los Angeles Rams for the 2020 season.

Beacham Jr. joined the Rams after stints in the Alliance of American Football serving as both the league's equipment manager and also the head equipment manager for the San Antonio Commanders.

Prior to his stint in the AAF, Beacham Jr. spent three seasons with the UCLA Athletic Department starting as an equipment manager before being promoted to director of football equipment operations.

Beacham Jr. began his professional football career in 2010 as a seasonal intern with the Jets. The internship led to a full-time position as an assistant equipment manager for the Washington Redskins, a position he held from June 2012-January 2014. Following his time with the Redskins, he spent two seasons as a clubhouse assistant for the Washington Nationals.

Beacham Jr. received his bachelor's degree in communications from Michigan State in 2009. He and his wife, Toni, have two sons, Trey and Braxton..



Stephen Hale



Assistant Equipment Manager

College: Virginia Tech
NFL Year: 2
Rams Year: 1

Stephen Hale enters his first season working with the Los Angeles Rams as an assistant equipment manager.

Before joining the Rams, Hale served as the head football equipment manager for Rutgers University football team from 2016-2020. In that role, he assisted in the operations department and helped facilitate the program's switch from Nike to Adidas, in addition to managing payroll and schedules for part-time staff members, and handling logistics for away games.

Prior to his time with the Scarlet Knights, Hale spent two years as the assistant equipment manager for the University of Illinois football department, where he oversaw the football equipment


room. He also assisted with game day travel and preparations for games, as well as providing end of the year inventory reports.

Hale worked for the Jacksonville Jaguars on a seasonal internship as an equipment manager for two seasons, assisting the head equipment manager (Jimmy Lucky) with its first international game in London. He also was a graduate assistant for Virginia Tech in 2009.

Hale earned a Master's in Sports Performance at Virginia Tech in 2010, a Bachelor of Science in Psychology, and a Bachelor of Arts in Sociology in 2009.



Luis Ramos



Assistant Equipment Manager

College: California-Santa Barbra
NFL Year: 4
Rams Year: 4

Luis Ramos enters his fourth season with the Los Angeles Rams, after completing an internship with the club in 2016.


His duties include coordinating all player footwear and cleats, in addition to assisting in communicating with the coaching staff on a daily basis to secure needs/directions for all practices. Ramos also assists in organizing and maintaining all field equipment, as well as packing all team personnel gameday equipment.

Ramos attended the University of California – Santa Barbara and obtained a bachelor's degree in sociology/sports management in 2011.

Ramos grew up in Oxnard, Calif., with his parents, Luis and Tami, as well as siblings, Andre, Victoria and Izzy.



Kevin Blank



Assistant Equipment Manager

College: Cal Lutheran
NFL Year: 4
Rams Year: 4

Kevin Blank enters his first season working with the Los Angeles Rams as a full-time assistant equipment manager.

His duties include prepping game balls, working closely with the quarterback's group during practice, and meeting with Jared Goff to ensure all balls are well equipped before each game.

Before securing his job with the Rams, Blank interned for one

year as a laundry room assistant where he gathered all laundry for grooming before the start of the next day.

Prior to taking on that job duty, He spent three years as a seasonal intern helping facilitate practice and assisted in preparation for home and away games.

Blank earned his Bachelor of Science degree in Business Finance from California Lutheran University in 2017.



Ryan Garlisch



Manager, Software Development

College: Northern Illinois
NFL Year: 8
Rams Year: 7

Ryan Garlisch is in his seventh season with the Los Angeles Rams. He is responsible for managing the team's internal information system for use by scouts, coaches, players, athletic trainers, management, and others members of the organization.

The site is used for data entry, analytics, report viewing, and statistical information. It is also responsible for organizing and orchestrating annual meetings and events such as the NFL Draft, NFL Combine and college all-star games. Garlisch strives to make the site efficient, easy to use, and easy to understand all the information displayed. Garlisch collaborates with different areas of the company to innovate new technology tools to bring new data and ideas together.

Prior to joining the Rams, Garlisch served as an E-Commerce developer for American Hotel Register Company in Illinois. He also interned as a software developer with the Cleveland Browns.

Garlisch earned a bachelor's degree in operations management & information systems from the University of Northern Illinois.

Originally from Chicago, Ill., Garlisch currently resides in Westwood, Calif., with his wife, Brittany Jasker.



Jake Temme



Manager, Data and Analytics

College: University of Dayton
NFL Year: 7
Rams Year: 7

Jake Temme is in his seventh season with the Los Angeles Rams.

Temme oversees the club's analytics department, where his team creates, maintains, and analyzes data that serves as the backbone for how the organization scouts individuals and teams alike.

Before joining the Rams, Temme worked as a consultant for the

Reinsurance Group of America, a financial reinsurance company based in St. Louis, Mo.

Temme earned a double major in entrepreneurship and management information systems from the University of Dayton in 2012. Temme and his wife, Holly, currently reside in Camarillo, Calif.



Sarah Bailey



Manager, Analytics & Data

College: University of Pacific
NFL Year: 3
Rams Year: 3

Sarah Bailey enters her third full season with the Los Angeles Rams after being hired in December of 2017.

In her current role, Bailey assists the performance staff, coaching and personnel departments with player analysis and optimization.

Prior to joining the Rams, Bailey served as a teaching assistant at Simon Fraser University.

Before working at Simon Fraser, Bailey was an actuarial analyst at Molina Healthcare where she assisted with medicare bid preparation and review.

Bailey got her start in professional sports as a media analyst intern with the San Diego Chargers from June 2015-February 2016. With the Chargers, Bailey provided statistical analysis of website traffic and performance.

Bailey received her bachelor's degree in mathematics from the University of Pacific in 2015 and a master's degree in statistics from Simon Fraser University in Burnaby B.C.

Bailey is originally from Vernon, British Columbia and currently resides in Woodland Hills, Calif.



Kassandra Garcia



Analyst, Football Administration

College: University of Arizona
NFL Year: 2
Rams Year: 2

Kassandra Garcia enters her second season with the Rams in 2020 as an analyst, football administration.

In this role, Garcia works directly with Vice President, Football & Business Administration Tony Pastors on all aspects of Rams football operations and administration.

Prior to joining the Rams, Garcia served as a football administration and operations assistant for the University of Arizona in 2018. In that role, she assisted with planning and executing team travel, team meals, team building activities and all team community

service events. Additionally, she analyzed and interpreted budget information as well as prepared program comparative analysis within the Pac-12 and the NCAA.

Garcia held various internships, including one with the National Association of Collegiate Directors of Athletics (NACDA), and within the Arizona Athletics department.

Garcia received her bachelor's degree in business administration, accounting from the University of Arizona in 2017.



Dave Love



**Director,
Security**

**NFL Year: 5
Rams Year: 5**

Dave Love enters his fifth season as the director of security for the Los Angeles Rams. Love previously served as a key part of the Rams security team in varying roles since the organization moved to Los Angeles in 2016.

In his current role, Love's primary focus is on ensuring the safety and security of the players as well as the entire organization. Love plays an integral part in ensuring players, employees and fans are safe in any location and especially on game day.

Love joined the Los Angeles Police Department in 1990. During his 28 years with the LAPD, he worked numerous assignments throughout the city of L.A. including vice, gangs, traffic and administration based out of the main headquarters. Most recently, for the past 13 years, Dave was the Gang Liaison and Community Outreach Officer for all of South Los Angeles, based out of the Operations-South Bureau. He also served as a Special Assistant to the Chief of Police for nine of the last 13 years.



Jacques McClendon



**Director,
Player Engagement**

**College: Tennessee
NFL Year: 11
Rams Year: 4**

Jacques McClendon enters his fourth season as Director of Player Engagement after spending seven seasons as an offensive lineman in the NFL.


McClendon is responsible for assisting players with the transition to professional football and developing off-the-field success programs and activities. McClendon also assists with scouting process and other collaborative administrative duties for the Los Angeles Rams. In 2019, he was appointed to the Knight Commission on Intercollegiate Athletics, promotes reforms that support and strengthen the educational mission of college sports. He also serves as the Co-Vice Chair of a new task force within the Knight Commission to address systemic racism in college sports. McClendon also serves on the Chairman's Forum for Unify Credit Union.

McClendon was a fourth-round selection (No. 129 overall) of the Indianapolis Colts in the 2010 NFL Draft. He also spent time with the Jacksonville Jaguars and Miami Dolphins during his seven-year professional playing career. A four-year letterman at the University of Tennessee. He was an Academic All-SEC choice and holds a Bachelor's degree in Economics and Master's degree in Sports Management, both from Tennessee. He holds an Athlete Development Professional Certificate from the Wharton School at UPenn.

Together, McClendon and his wife, Jessica, have two daughters Madison and Juliana and son, Carter.



Dan Dmytrisin



**Director,
Video**

**College: Northern Arizona
NFL Year: 1
Rams Year: 1**

Dan Dmytrisin enters his first season working with the Los Angeles Rams as the director of video.

In his current role, Dmytrisin oversees all day-to-day video technology operations that provide the resources for coaches, players and the personnel department to coach, assess and evaluate athletes. Beyond daily functions, Dan oversees the maintenance and operation of digital equipment, archival of footage and facilitates organizational requests.

Dmytrisin brings eleven years of video and computer experience to the club. Before joining the Rams, Dmytrisin spent the past nine seasons working for the University of Southern California as a Video Systems Administrator where he provided technical support for coaches, staff and athletes along with supporting daily video operations. He also researched and implemented advancements in technology to provide increased system reliability and efficiency. In 2017, Dmytrisin was part of the Trojans video department that

won the Pac 12 championship over Stanford, USC Rose Bowl over Penn State, and in 2011 earned USC's its largest victory over UCLA (50-0) since 1930.


Prior to his time at Southern California, Dmytrisin spent two years as a technical account manager for DVSport specializing in hardware and software support for numerous NFL teams and collegiate programs.

Dmytrisin earned a Master of Science in Cyber Security Engineering from the University of Southern California Viterbi Engineering school, and a Bachelor of Science in Computer Information Systems from Northern Arizona University.

Dan is originally from Calgary, Alberta Canada and is happily married to Meredith Dmytrisin.



Colby Yanagi



**Manager,
Video**

**College: Eastern Michigan
NFL Year: 8
Rams Year: 3**

Colby Yanagi enters his third year with the Los Angeles Rams video department.

Prior to joining the Rams, Yanagi spent five seasons with the Detroit Lions as an intern, video assistant. With the Lions, his duties included providing video and internet technology assistance to coaches and players during practice. Yanagi was responsible for filming individual practice periods using a handheld camera. Additionally, he utilized software tools to break down video for use by coaches, scouts and executives.

From 2015-2017, Yanagi worked at Northville High School in football video. At Northville High, he was responsible for filming sideline and scoreboard shot for JV and varsity football games.

Originally from San Mateo, Calif. Yanagi earned a bachelor's in accounting with a minor in criminology and criminal justice.



Kimo Sherin



Coordinator, Video

College: UCLA
NFL Year: 5
Rams Year: 5

Kimo Shearin enters his fifth season with the Los Angeles Rams in the video operations department after previously working with the UCLA video department from 2009-16.

In his role with the Rams, Shearin records all practices and games and works on various editing projects.

In addition to his work with the Bruins, Shearin was also a United States Army Infantryman for 20 years from 1986 until his retirement in 2006. Shearin served throughout the world, including


Panama, Saudi Arabia, Haiti, Afghanistan and Iraq.

Shearin graduated from UCLA with a Bachelor of Arts in History in 2010 and an M.F.A. in Screenwriting from the UCLA School of Theater, Film and Television in 2014.

A native of Honolulu, Hawaii, Shearin currently resides in Los Angeles.



Matt Kubly



Assistant, Video

College: Cal Lutheran
NFL Year: 4
Rams Year: 4

Matt Kubly enters his fourth season with the Rams organization and third season as a video assistant.

During the 2019 season, Kubly was the strength and conditioning intern as well as the official EMT for the team, a role he currently holds in addition to his video duties.

During the 2017 season, Kubly worked both as an operations assistant and as a team videographer. His duties included the filming or workouts and practice, editing film and various office duties.


Prior to joining the Rams, Kubly served as an assistant offensive line coach at his alma mater, California Lutheran University during the 2017 offseason.

From 2007-2013, Kubly was an instructor for the International Karate Association where he earned his black belt. He also is a certified EMT.

Kubly received a bachelor's degree in psychology from Cal Lutheran and a master's degree in physical education from Azusa Pacific. He currently resides in Simi Valley, Calif.



Tyler Williams



Director, Sports Science/Athletic Trainer

College: Truman State
NFL Year: 14
Rams Year: 14

Tyler Williams enters his 14th year working in the Rams athletic training department, sixth working in sports science and first year as director of sports science/assistant athletic trainer.

In 2015, Williams and the Rams' athletic training department were named the 2015 NFL Athletic Training Staff of the Year by the Professional Football Athletic Trainers Society (PFATS). The award is voted on by the PFATS membership and recognizes one NFL athletic training staff annually for their distinguished service to their club, community and athletic training profession. The honor marks the first time the Rams have been recipients of the award since it was established in 1985.

Previously, he served as assistant athletic trainer at Fontbonne University in St. Louis from 2006-07.


Williams holds a master's degree from California University of Pennsylvania earning a Performance Enhancement Specialist certification. He completed his bachelor's degree in exercise science emphasizing athletic training at Truman State University.

He is also a member of the National Athletic Trainers Association and certified in Functional Movement Screen (FMS-C). Williams enters his fourth year serving as the director of internal education for PFATS. Additionally, Williams serves on the Lower Extremity Task Force for the NFL Musculoskeletal Committee.

He and his wife Katie have a daughter, Delaney, and they reside in Los Angeles, Calif.



Byron Cunningham



Director, Rehabilitation/Assistant Athletic Trainer

College: Florida A&M
NFL Year: 11
Rams Year: 11

Byron Cunningham is in his 11th year with the Rams and third as director of rehabilitation/assistant athletic trainer.

Cunningham joined the Rams after spending 2009 as a seasonal assistant athletic trainer with the Minnesota Vikings. In his role, Cunningham is responsible for the care, prevention, treatment and rehabilitation of player injuries in coordination with the head athletic trainer.

During his tenure with the Rams, Cunningham has overseen several critical player rehabilitation programs, including former WR Brian Quick who suffered a potentially career-ending shoulder injury in 2014 and returned to the field in 2015.

In 2015, Cunningham and the Rams' athletic training department were named the 2015 NFL Athletic Training Staff of the Year by the Professional Football Athletic Trainers Society (PFATS). The award is voted on by the PFATS membership and recognizes one NFL athletic training staff annually for their distinguished service to their club, community and athletic training profession. The honor marks the first time the Rams have been recipients of the award since it was established in 1985.

Prior to entering the League, Cunningham served as head athletic trainer for football at the University of Illinois from 2007-2009, a position he was promoted to after working as the assistant athletic trainer for football at the university from 2005-07.

From 2004-05, Cunningham was the head athletic trainer at Bishop McNamara Catholic High School in Kankakee, Ill. Before working at McNamara High, he worked with NFL Europe's Rhein Fire as an assistant athletic trainer in 2004.

Cunningham has interned with the Chicago Bears (2003), Auburn University (2001-2003) and the Indianapolis Colts (2002).

He earned a bachelor's degree in physical therapy from Florida A&M University in 1998, and a master's in sports medicine from the United States Sports Academy in 2002. In 2010, Cunningham received the FAMU School of Allied Health Sciences Distinguished Alumni award.

He is married to his wife, Lakesha, and they have one daughter, Ashley, and one son, Aaron.



Mark Dydasco



Assistant Athletic Trainer

College: San Diego State

NFL Year: 4

Rams Year: 4

Mark Dydasco enters his fourth season with the Los Angeles Rams and his second as an assistant athletic trainer after completing two seasons as an intern within the department.

In this role, Dydasco assists with evaluation, treatment, and rehabilitation of player injuries. Additionally, he is responsible for collaborating with the operations and equipment staffs to execute all travel logistics, including the install and breakdown of the training facility at the University of California, Irvine for training camp and for the International Series in London, England. He also oversees all medical inventory, product acquisition and vendor management.

The Elk Grove, Calif., native originally entered the NFL as a summer intern with the Rams medical staff in 2016 while he was an undergraduate student at San Diego State.

Upon graduation, Dydasco spent two years as a seasonal intern athletic trainer 2017-2019 before being named a full-time assistant athletic trainer following Super Bowl LIII.

Dydasco earned a bachelor's of science degree in athletic training at San Diego State University. While completing his internship with the Rams, he also earned master's degree in rehabilitation science at California University of Pennsylvania. Dydasco also holds a certificate as a corrective exercise specialist.

Dydasco is a native of Elk Grove, Calif. and currently resides in Woodland Hills, Calif.



Joey Blake



Head Team Dietitian

College: Western Carolina University

NFL Year: 4

Rams Year: 4

Joey Blake enters his fourth season as the head team dietitian with the Los Angeles Rams in 2020. He is responsible for directing and educating all players on their nutrition related to performance. Blake directly works with the players to provide customized individual performance plans and how to maximize their body composition.

Blake also conducts all of the body composition testing for the players, plans all the team meals, and individualizes all of the players' post-training and post-practice recovery.

Most recently, Blake served as the director of football nutrition from 2013-16 for the University of South Carolina. At the time of his hire, Blake become the first full-time football-only sports dietitian in collegiate athletics. During his tenure, he was responsible for planning all team meals, counseling athletes on their performance nutrition needs, analyzing body compositions, and assisted in team travel operations.

Prior to his arrival with the Gamecocks, Blake was brought on as a sports dietitian assistant, in May of 2013, at the University of Tennessee, where he was responsible for the nutrition needs of eight different sports as well as assisting with football. Blake has also served as a sports nutrition intern at the University of Virginia in 2013 and at IMG Academy in Bradenton, Fla., during the summer of 2011.

Originally from Long Island, N.Y., Blake grew up near Asheville, N.C., before completing his Bachelor of Science degree in Nutrition and Dietetics from Western Carolina University in 2012. He then completed the year-long post-graduate internship requirements to become a Registered Dietitian, as well as passing the credentialing exam.

Blake is a member of the Collegiate and Professional Sports Dietitian Association (CPSDA) and the Academy of Nutrition and Dietetics (AND).

CEDARS-SINAI MEDICAL GROUP



Dr. Neal S. ElAttrache



Head Team Physician



CEDARS-SINAI

Neal S. ElAttrache, M.D., is an orthopedic surgeon specializing in sports medicine at Kerlan-Jobe Orthopaedic Clinic in Los Angeles and is recognized for treatment and research of knee, shoulder, and elbow injuries. He is a Founding Board Member and Co-Director of Medical Affairs at the Kerlan Jobe Institute and Director of Sports Medicine at Cedars Sinai Medical Center and a member of the Kerlan-Jobe Orthopaedic Clinic Board of Directors, Chairman of the Board of the Kerlan-Jobe Orthopaedic Foundation. He serves on the Board of Directors and as Co-Chair of Medical Affairs for the Kerlan-Jobe Institute, a collaboration with Cedars-Sinai whose goal is to lead advancements in the fields of orthopedics and sports medicine on a global scale.

Dr. ElAttrache is Head Team Physician for the Los Angeles Dodgers and the Los Angeles Rams. He is Orthopedic Consultant to the Los Angeles Clippers, and LA Lakers and has served as Senior Surgeon for on-site surgical support for USOC at the 2008 Beijing Olympics.

After completing his studies at the University of Notre Dame in 1981, Dr. ElAttrache earned his medical doctorate at the University of Pittsburgh in 1985 where he also completed his internship in general surgery and his orthopedic surgery residency before becoming a sports medicine fellow at Kerlan-Jobe Orthopaedic Clinic in 1990. Dr. ElAttrache joined Kerlan-Jobe Orthopaedic Clinic directly following his fellowship.

Dr. ElAttrache was elected the president of the board of the American Orthopaedic Society for Sports Medicine in 2018-2019 and currently serves on the board of directors. He has also been elected as President of the Herodicus Society from July 2016 to July 2017. He is a former member of the Executive Committee of

the American Shoulder and Elbow Surgeons Association and former Program Chairman for the American Orthopaedic Society of Sports Medicine. Additionally, he has been selected for membership to the American Orthopaedic Association, which recognizes leadership and significant contribution to the art and science of orthopedic surgery. He has also been selected for membership to the Alpha Omega Alpha Honor Medical Society, the American Academy of Orthopaedic Surgeons, American Shoulder and Elbow Surgeons, and the NFL Physicians Society and MLB Team Physicians Society.

He is frequently recognized as a top sports medicine specialist, having been identified as one of the "Top 50 Most Powerful in L.A. Sports" by the Los Angeles Daily News. He has been selected by peer review process to "Best Doctors in America" from 2006 to the present, listed as one of "America's Top Doctors" by Castle Connolly, and as a "Super Doctor" by SuperDoctors of Southern California from 2008 to the present. Baseball Prospectus, Bleacher Report, and Sports Illustrated online have listed him as one of the "Top 10 Sports Medicine Doctors in America." He has been recognized as one of the "Top 19 U.S. Sports Medicine Specialists," and "Top 20 North American Shoulder Surgeons" by Orthopedics This Week as well as one of "59 Great Orthopedic Surgeons Recommended by Healthcare Leaders," and as an "Orthopedic Surgeon to Know" by Becker's Orthopedic and Spine Review. The Hollywood Reporter has recognized him as one of "Hollywood's Top Doctors" and as one of the "Best Orthopedic Surgeons in Los Angeles."

He has authored 35 text book publications, over 100 research journal articles, 10 orthopedic instructional videos, and has given over 350 lectures at national and international orthopedic surgery conferences.



Dr. Casey G. Batten



Head Primary Care Sports Physician



CEDARS-SINAI

Casey G. Batten, MD is a double board-certified physician, certified in Family Medicine and Sports Medicine. He is the Director of Primary Care Sports Medicine and Fellowship at the Kerlan-Jobe Institute and serves as the Head Primary Care Sports Medicine Team Physician for the Los Angeles Rams.

Dr. Batten holds a bachelor's degree in kinesiology-exercise science from the University of Wisconsin. After attending medical school at the Medical College of Wisconsin, he completed his residency in family medicine at the University of Tennessee College of Medicine-Chattanooga Unit. Batten went on to complete his fellowship with the UC Davis-UC Berkeley Sports Medicine Program.


Prior to joining Kerlan-Jobe, Dr. Batten served at the University of California, Berkeley starting in 2006 as an Assistant Team

Physician, and in 2010 was named Head Team Physician for the University of California Department of Athletics. Prior to Cal, Dr. Batten was an Assistant Clinical Professor of orthopedics at the University of California, San Francisco.

Dr. Batten continues as an invited speaker on various sports medicine topics on a local and national level, and also serves as a peer reviewer for multiple respected sports medicine publications. He has been published on topics such as COVID in sports, concussion, and physical activity factors in adolescent athletes. Dr. Batten currently sits on the Board of Directors for the American Medical Society for Sports Medicine, and is an active member of the NFL Physicians Society.



Jon Hernandez



Physical Therapist/ Assistant Athletic Trainer



CEDARS-SINAI

Jon Hernandez enters his seventh NFL season and fifth with the Rams. In this role, Hernandez assists in the evaluation, treatment, and rehabilitation of player injuries.

Hernandez spent the 2014-15 season as a physical therapist/assistant athletic trainer for the Buffalo Bills, after originally entering the NFL as a summer intern for the Carolina Panthers in 2008.

Hernandez earned a Bachelor of Science degree in athletic training at the University of Delaware, and continued his education at the University of Southern California where he completed a doctorate of physical therapy and his sports residency. He is also a certified strength and conditioning specialist.


A native of Paramus, N.J., Hernandez currently resides in Calabasas, Calif.



Team Physicians



Dr. Michael Banffy
Orthopedics



Dr. Lawrence Hwang
Internal Medicine



Dr. Christos Photopoulos
Orthopedics




Medical Consultants



Dr. Beau Daniels
Chiropractor



Dr. Daniel Elbert, DDS
Dentist



Dr. Bronson Hamada
Director of Vision Performance



Dr. Aaron Savar
Ophthalmologist



Dr. Louis Savar
Ophthalmologist



Dr. Bob Watkins
Spine



Dr. Robert Watkins IV
Spine



Sophie Harlan



Director, Operations

College: UCLA
NFL Year: 5
Rams Year: 5

Sophie Harlan is in her fifth season with the Los Angeles Rams, her first as the director of football operations. She had previously served three seasons as the manager, football administration.

Prior to joining the Rams, Harlan served as the Director of Recruiting Operations at the University of California - Berkeley for three seasons.

Prior to Cal, Harlan worked in Los Angeles for IMG Broadcasting, for former college basketball head coach the late Rick Majerus and as a recruiting assistant at UCLA for its football program.

Harlan is a native of Ukiah, Calif. and graduated from UCLA in 2010 with a double major: Mass Communications and History. Harlan and her husband, Matthew, reside in Thousand Oaks, Calif.



Chris Hawes



Manager, Facility Operations

College: Arizona State
NFL Year: 4
Rams Year: 4

Chris Hawes is in his fourth year with the Los Angeles Rams and first as the manager, facility operations.

Hawes is responsible for the overall maintenance of the practice fields and grounds at the team's facility located at California Lutheran University.

Before joining the Rams, Hawes worked in a similar role for Arizona State University baseball from 2010-16. During his tenure at ASU,

he earned a Master of Education in Higher and Postsecondary Education. Hawes originally entered the work force assisting with grounds management for Altoona Curve Baseball, a minor league team located in Blair County, Penn., for the 2009 season.

Hawes earned a Bachelor of Science degree in golf facilities management at Arizona State in 2009. He is a native of Phoenix, Ariz., and currently resides in Sherman Oaks, Calif.



Vince Hug



Manager, Football Operations

College: Mt. San Antonio College
NFL Year: 5
Rams Year: 5

Vince Hug enters his first season with the Los Angeles Rams as the Manager of Football Operations, bringing over four years of experience to his role. In this role, Hug will report to the Director of Operations and assists in team travel logistics, game day operations, training camp, as well as normal functions around the facility.

Prior to the Rams, Hug served as the Director of Football Operations for the University of Nevada where he played a vital role in serving as the direct point of contact for the head coach, media relations, athletic training, equipment, and all other personnel staff to ensure that all day-to-day needs were met accurately and efficiently. He also served as a liaison to the compliance office and ensured that the team operated within compliance of all NCAA and MWC rules and regulations.

During the 2016 season, Hug also served as the Director of Football Operations for San Jose State University, where he managed the team's football budget, team travel and organized special events and projects. In 2015, Hug gained recognition as the Coordinator of Football Operations for Arizona State University where he assisted with

day to day operations, team travel and aided with official and unofficial recruiting visits. Before obtaining a full-time role with the Sun Devil's, Hug landed back-to-back internships with the club, serving as a Football Operations Management Intern in 2014, and a Football Recruiting & Scouting Management Intern from 2012-2014.

Hug got his first break as a Graduate Assistant at his alma mater Lake Erie College. He assisted with coaching the defensive line, and special teams. Off the field he was the team lead for team film breakdown.

The Ohio native was a two-sport athlete in football and baseball and holds two degrees from Lake Erie College. He earned a Master's in Education in 2011 and a Bachelor of Arts in Business Administration in 2009.

Born in Eastlake, Ohio, Hug attended North High School in Eastlake, Ohio.

Hug and his fiancé, Jess, got engaged in June 2020.



Jaime More



Manager, Facilities

College: Divine World University (Philippines)
NFL Year: 4
Rams Year: 4

Jaime More joined the Los Angeles Rams in December of 2016 as facilities manager. More is responsible for maintaining the team practice facility at California Lutheran University. He oversees the day-to-day technical and physical aspects of facility management, including the housekeeping staff and parking grounds. More also supervises all third-party vendor repairs and updates.

Before joining the Rams, More was the director of engineering at the Marriott Residence Inn (Oxnard, Calif.) for two years.

More earned a Bachelor of Science in Civil Engineering from Divine Word University in the Philippines. He also obtained a home remodeling and repair career diploma from Penn Foster.

More is a certified exercise equipment technician, HVAC certified and completed his Occupational Safety and Health Administration (OSHA) certificate.

In addition to his work with the Rams, More is a certified locksmith and has owned and operated JC Security and Maintenance Company since 2014, which serves the Ventura County (Calif.).

More is married to Coralie who works as a dialysis nurse and they have a jack Russell dog named Flyer and they reside in Oxnard, Calif.



Scott Lupold



Head Groundskeeper

College: Mt. San Antonio College
NFL Year: 5
Rams Year: 5

Scott Lupold enters his fifth season in operations for the Los Angeles Rams in 2020. Lupold is responsible for managing all aspects of the playing field for the Rams, which includes mowing, painting and fertilization of both the practice field at the team's facility on the campus of California Lutheran in addition to the Los Angeles Memorial Coliseum.

The Long Beach, Calif., native has worked in the industry since 2001 when he joined the Los Angeles Dodgers game staff. Lupold previously worked as the sports turf manager at University of California, Irvine from 2008-2017, the home of the Los Angeles Rams Training Camp.



Roxana De Santiago



Office Administrator

College: California State University, Northridge.
NFL Year: 1
Rams Year: 1

Roxana De Santiago is entering her first season working with the Los Angeles Rams as an office administrator.

In her current role, De Santiago will serve as the key point of contact for all football facility events, assist with executive needs and will maintain the Rams calendar for expected visitors. Beyond those daily functions, Roxana will also coordinate with operational staff for facility maintenance and vendor scheduling, in addition to coordinating with sponsorship staff for organizational partnership.

Before joining the Rams, De Santiago spent the last two years working for Midnight Oil Agency as an account coordinator where she managed day-to-day campaigns and project deliverables, including production and logistics, oversaw that technical and client legal requirements were followed accordingly and assisted in managing the account team to keep projects on target. She

also served as an administrative assistant before receiving her promotion in 2018.

In 2015, De Santiago worked for Providence Clinical Research as an office manager. Here is where she acted as owner of employee administration and file management, aided in contract negotiations and served as the direct point of contact for vendors and suppliers. From 2012-2017 she collaborated with auditors and maintained ongoing communication through audit processes, and in 2009 held an administrative assistant job.

De Santiago earned a Bachelor of Science degree in Marketing from California State University, Northridge.

Roxana currently resides in Lake Balboa, California.



Artis Twyman



Senior Director, Communications

College: Tennessee State
NFL Year: 20
Rams Year: 18

Artis Twyman is in his ninth year as senior director of communications. In this position, Twyman oversees the media relations staff and directs the Rams' communication efforts.

The 2020 season will be Twyman's 18th season with the Rams. He previously served three seasons as the team's director of media relations after spending six years as assistant director of football media.

After being named a finalist in 2017 for the Pro Football Writers Association's Pete Rozelle Award, which is given annually to the NFL club public relations staff that consistently strives for excellence in its dealings and relationships with the media, the Rams won the award following the 2018 season under the guidance of Twyman. It marked the first time since 1997 the Rams have won the award, and only the second time in franchise history.

Prior to joining the Rams in 2003, Twyman spent two years as public relations assistant for the Seattle Seahawks. He broke into the NFL in 2001 as a public relations intern for the expansion Houston Texans. From 1995-2001, he worked in the Tennessee State University Public Relations Department serving in many capacities, including three years as public information officer.

In 2012, Twyman was one of only two public relations officials throughout the 32-team league chosen to work the Pro Bowl in Honolulu, Hawaii. He also received this honor in 2011, 2009, 2008 and 2006. Twyman also was part of the public relations staffs for NFC Championship games, as well as several Super Bowls, including Super Bowl LIV in Miami, Fla. last season.

Twyman earned his undergraduate degree in speech communications from Tennessee State University in Nashville, Tenn., and a master's degree in mass communications from Middle Tennessee State University in Murfreesboro.



Joanna Hunter



Senior Director, Corporate Communications

College: Dartmouth
NFL Year: 15
Rams Year: 5

Joanna Hunter is in her fifth season with the Rams as senior director of corporate communications. In this role, she oversees the club's communications strategy around the team's off-the-field matters including business and social responsibility efforts.

Hunter help lead the efforts of the Rams PR staff that won the Pro Football Writers Association's Pete Rozelle Award, which is given annually to the NFL club public relations staff that consistently strives for excellence in its dealings and relationships with the media in 2018 after the department was named a finalist for the award following the 2017 campaign.

The 2020 season will be Hunter's 15th season in the National Football League, spending 10 seasons at the league office as part of the NFL's communications department. She started her career at the NFL in 2006 as a communications assistant, transitioning

to corporate communications in 2007. She most recently served as the NFL's director of corporate communications, focusing on rapid response and crisis management, as well as communications around business initiatives and key issues such as health and safety and social responsibility.

In her time at the NFL, she was part of the team that managed media relations and operations for NFL Draft, NFL Kickoff and Super Bowl (Super Bowl XLI – 50), focusing on press conferences, the NFL Honors awards show, and the Super Bowl Halftime Show.

Hunter earned her undergraduate degree in French from Dartmouth College in Hanover, NH. She is married to Dan August, who serves as the vice president of strategy and ticketing for the Rams. Together, they have two daughters, Leah and Isabella.

CHASE ISAACS



Specialist, Communications

College: Indiana
NFL Year: 5
Rams Year: 4

Chase Isaacs is entering his fourth season with the Los Angeles Rams and currently serves as a communications specialist. In his role, he assists in promoting the organization's off-the-field initiatives including community affairs, marketing, events, ticketing, media and partnerships.

Isaacs was a member of the Rams PR staff that won the Pro Football Writers Association's Pete Rozelle Award, which is given annually to the NFL club public relations staff that consistently strives for excellence in its dealings and relationships with the media in 2018 after the department was named a finalist for the award following the 2017 campaign.

The 2020 season will be Isaacs' fifth season in the National Football League. He began working with the Rams as a season-long corporate communications intern from 2017-18 and joined the

team in a full-time capacity at the end of the 2018 season.

Throughout his tenure, Isaacs has served as a media point-person for the team's community outreach initiatives and a website contributor. He also writes and disseminates press releases for all the team's off-the-field events, pitches stories that highlight the Rams' impact on the Los Angeles community and beyond, and assists the football communications staff with gameday media responsibilities.

Prior to joining the Rams in 2017, Isaacs began his career with the Indianapolis Colts as a public relations intern in 2016.

A native of Southern California, Isaacs earned his undergraduate degree in communications with a minor in Spanish from Indiana University in Bloomington, Indiana.



Travis Langer



Specialist, Communications

College: Black Hills State
NFL Year: 9
Rams Year: 5

Travis Langer enters his ninth season in the NFL and fifth with the Los Angeles Rams in 2020.

Langer was a member of the Rams PR staff that won the the Pro Football Writers Association's Pete Rozelle Award, which is given annually to the NFL club public relations staff that consistently strives for excellence in its dealings and relationships with the media in 2018 after the department was named a finalist for the award following the 2017 campaign.

Langer serves as the editor of the team's weekly game release and media guide, implemented, designed and oversees the Rams media portal and coordinates and prepares players, coaches and front office personnel for local and national media interviews, among other communications-related functions

The Spearfish, S.D., native worked Super Bowl LI and LII as support staff for the NFL's public relations efforts both in Houston, Texas and Minneapolis, Minn.

Before joining the Rams, Langer held various roles within the Minnesota Vikings communications department for four seasons. During his tenure in Minnesota, he conducted daily content analysis among local, regional and national media sources, oversaw all press box operations and coordinated in-game injury reports.

Langer earned a Bachelor of Science degree in mass communication/public relation from Black Hills State University, in his hometown of Spearfish, S.D. He also has a master's degree in sport management from Minnesota State University. While earning his master's, Langer worked as an athletic communications graduate assistant for MSU.

He and his wife, Stephanie, currently reside in Moorpark with their three children, Colton, Norah and Paisley Jo.



Tiffany White



SPECIALIST, LEAD COMMUNICATIONS

College: Florida State

NFL Year: 10

Rams Year: 9

Tiffany White is entering her ninth season with the Los Angeles Rams as a member of the team's communications department. White first began working with the Rams in St. Louis as a season-long communications intern in 2012. Upon being hired after the conclusion of the 2012 season, she assumed the responsibilities of credentialing and writing press releases on behalf of the team. In addition to those duties, White assists with media training and interview preparation for players, coaches and front office staff, and she works alongside local and national media to pitch stories that highlight the Rams' football, community and business efforts.

White was a member of the Rams PR staff that won the Pro Football Writers Association's Pete Rozelle Award, which is given annually to the NFL club public relations staff that consistently strives for excellence in its dealings and relationships with the media in 2018 after the department was named a finalist for the award following the 2017 campaign.

During her tenure with the club she has been called upon to assist with team's communications efforts during the franchise's relocation to Los Angeles and the drafting of the first openly gay football player in the National Football League. In 2015, White represented the Rams at the NFL Draft and oversaw the media tour of running back Todd Gurley who went on to win Rookie of the Year Honors.

Prior to working with the Rams, she worked in PR capacities with the Washington Redskins, Howard University, Florida State University and five NCAA Championship tournaments.

A native of Northern Virginia, White earned her earned her undergraduate degree in English from Florida State University and her first master's degree in sport industry management from Georgetown University, before completing her MBA through Pepperdine University in 2019.



Los Angeles Rams 2020 Media Guide

Business Staff



Los Angeles Rams Staff Directory




Janelle Alfano
Member Services
Representative



Masooma Ali
Director, Brand
Ambassadors



Ciara Andrews
Representative,
Member Services



Craig Appleby
Specialist, Brand Accounts
& Youth Marketing



Kathryn Baker
Media Partnerships
Manager



Jarrod Barnes
Former Player Marketing
& Services



Cory Befort
Director, Creative
Services



John Billingsley
Representative,
Member Services



Jessica Bracamontes
Coordinator, Ticket
Operations



Alaine Brewer
Benefits Administrator



Cameron Brown
Manager, Fan Growth



Jerrett Burke
Head of Client Service



Hannah Caine
Representative,
Member Services



Maria Camacho
Director,
Government Affairs



Hannah Cameron
Account Executive,
Ticket Sales



Christine Carrelli
Accountant



Los Angeles Rams Staff Directory



Cindy C. Carrillo
Coordinator, Partnership
Marketing



Stephanie Cheng
Head of Special Projects



Brittany Cipolla
Specialist,
STM Experience



Nick Conte
Video Producer



Daiveun Curry-Chapman
Account Executive,
Ticket Sales



Shawn Dangerfield
Graphic Designer



Ray Daryabigi
Director, Guest Experience
and Hospitality



Cat Davidson
Analyst, Partnership
Strategy



Tiffany Dimaculangan
Representative,
Member Services



Sandarvis Duffie
Video Producer, TV




Sara Dugan
Coordinator,
Guest Experience



Chris Edwards
Senior Manager,
Partnership Sales




Megan Elcock
Account Manager,
Premium Experience



Brett Estes
Analyst, Partnership
Strategy



Keely Fimbres
Director, Cheerleaders
and Mascot



Alex Floch
Mascot Manager



Los Angeles Rams Staff Directory



Megan Fogarty
Senior Manager,
Partnership Sales



Johnathan Franklin
Manager, Community



Jenee Galindo
Assistant,
Business Operations



Rodolfo Galvan-Rivera
Studio Producer



Sean Gannon
Manager,
Partnership Sales



Taylor Gilkeson
Managing Producer



Bianca Graves
Account Manager,
Partnerships



Jeff Graves
Manager,
Information Technology



Michael Guardi
CRM Developer



Jamie Han
Manager, Social Media



Jarek Harris
Motion Graphic Designer



Jory Hirsh
Director, Broadcasting



Carson L. Holden
Account Manager,
Premium Experience



Catherine Howard
Specialist, Sales Design




Doug Howe
Specialist, Marketing



Matthew Israel
Video Producer, Social




Los Angeles Rams Staff Directory




Jiana Jaber
HR Business Partner



Daisy James
Graphic Designer



Gabriel Jimenez
Specialist,
Merchandising




Casey Jones
Representative,
Member Services



Zach Kinkeade
Manager,
Community & Players



Andre Laws
Account Executive,
Ticket Sales



Ashton Leber
Coordinator, Digital
Operations



Darline Llopis
Controller



Stephen Logsdon
Account Executive,
Ticket Sales



J.B. Long
Play-by-Play Announcer



Lizzy Martinez
Account Executive,
Ticket Sales



Lindsey Melas
Lead, Partnership
Activation Manager



Danielle Michael
Manager, Payroll



Briana Montanez
Account Manager,
Premium Experience



Cali Moore
Marketing Manager,
Partnerships



Steven Moore
Director,
Ticket Operations



Los Angeles Rams Staff Directory



Sarina Morales
Team Reporter



Brian Moreen
Representative,
Member Services



Max Nesor
Digital Designer




Jane Normansell
Director,
Partnerships-LASED




Isaac Ortega
Manager,
Strategy & Analytics



Eric Ovitz
Specialist,
Partnership Marketing



Harrison Packer
Specialist,
Direct Marketing




Melissa Park
Marketing & Media
Operations




Alexis Pinson
Account Manager,
Premium Experiences



Tyler Potts
Senior Manager,
Partnership Sales



Brittany Ramos
Director,
Partnership Strategy



Chadwick Richardson
Manager,
Game Production



Sydney Ringdahl
Coordinator,
Social Media



Meagan Roberts
Director,
Premium Experience



Evan Rosenberg
Account Executive,
Ticket Sales



Michelle Runch
Lead, Marketing & Media
Operations Planning



Los Angeles Rams Staff Directory



Sarah Schuler
Director, Brand Events



Sarah A. Snyder
Photo & Digital Lead



Maria Sop
Marketing & Media
Operations Planner




Amanda Soper
Assistant,
Ticket Operations



Roderick Stephens
Lead, Partnership
Marketing Manager



Dustin Tabor
Account Executive,
Ticket Sales



Sarah E. Teicher
Account Manager,
Partnerships



Jessica Thigpen
Coordinator, Accounts
Payable



Brittany Todd
Account Manager,
Premium Experiences



Courtney Udvar-Hazy
Account Executive,
Ticket Sales



Travis Wegener
Manager,
Ticket Operations



David Weingarten
Specialist,
Community Affairs



Los Angeles Rams Staff Directory



Tyree White
CRM & Database Manager



Amber Williams
Analyst,
Marketing and Media



Sarah Wobkenberg
Coordinator,
Community Ambassador



Joanna Yiu
Director,
Partnership Operations



Rachel Zisman
Specialist,
Brand Ambassadors



Los Angeles Rams 2020 Media Guide

SoFi Stadium

SOFI STADIUM AND HOLLYWOOD PARK

*"We're going to build a global destination in the entertainment capital of the world."
– Los Angeles Rams Chairman/Owner E. Stanley Kroenke*



SoFi Stadium and Hollywood Park is transforming the site of the former Hollywood Park Racetrack to a year-round sports and entertainment destination for the enjoyment of people throughout Southern California as well as visitors to the region.

The centerpiece of the 298-acre sports and entertainment district, SoFi Stadium provides for a seating capacity of 70,000, expandable up to 100,000, with 260 luxury suites, more than 13,000 premium seats, and approximately 3.1 million square feet of usable space. The project also includes the 2.5 acre American Airlines Plaza and 6,000-seat performance venue located under the same roof canopy as the stadium.

SoFi Stadium is the home field for the Los Angeles Rams and Los Angeles Chargers. It will host year-round sports and entertainment events and has already secured Super Bowl LVI in February 2022, the College Football National Championship game in 2023 and the Opening & Closing Ceremonies of the 2028 Olympic Games.

Adjacent to the stadium and performance venue, the project anticipates an initial phase of more than 1.5 million square feet of retail and office space and when it is complete, approximately 2,500 residences, a hotel and more than 2 acres of public parks. This initial phase of the development is expected to open around Super Bowl LVI in 2022. The long-term plans offer the possibility of developing additional phases over time. This privately-funded development that is 3.5 times the size of Disneyland park and twice as big as Vatican City.

As part of Hollywood Park, the NFL is developing a 235,000 SF space to serve as its West Coast Headquarters that will house operations for NFL Media, which includes NFL Network, NFL RedZone, the NFL app, NFL.com, NFL Fantasy and the NFL's social media lab, plus staff across a variety of departments including marketing, club business development, and media sales. In addition to office and studio space situated next to SoFi Stadium, the facility will feature NFL Media's first outdoor studio, which will be able to host audiences and includes an outdoor field for filming purposes as well as public use. The new NFL Media campus is expected to open prior to the 2021 season.

One of the hallmarks of SoFi Stadium and Hollywood Park is the long-term impact it will have on the city of Inglewood and the surrounding region. Numerous full-time jobs are being created during the development's construction and throughout operation. At one point, there were upwards of 3,500 construction workers on-site daily, with Inglewood residents being given priority placement. More than 12 million worker hours have been completed since construction began. As of June 2020, over 95 Minority and Disadvantaged Businesses had received more than \$750 million in construction contracts and local area residents have received more than \$92 million in wages.

- The open-air SoFi Stadium is the first indoor-outdoor stadium to be constructed. It has a seating capacity of approximately 70,000, expandable up to 100,000. It features 260 luxury suites, more than 13,000 premium seats and approximately three million square feet of usable space.
- Adjacent to the stadium and under the same canopy are a 2.5-acre open-air American Airlines Plaza and a 6,000-seat performance venue.
- Across the three spaces, SoFi Stadium has the flexibility to host anywhere from one cohesive event or three separate events concurrently.
- SoFi Stadium's roof canopy is comprised of four major parts – the structural steel roof shell, the compression ring, the cable net system, and the ETFE (Ethylene Tetrafluoroethylene), a lightweight and semi-transparent plastic that acts as the roof.
- The roof canopy features a single-layer of Ethylene Tetrafluoroethylene (ETFE), which creates a clear cover that protects from weather elements. The ETFE has a 65 percent frit pattern, which reflects 40 percent of visible and solar rays and 42 percent of UV rays. As a result, the temperature is expected to be 4 degrees cooler inside the building than outside.
- SoFi Stadium features the only 4k end-to-end dual-sided center-hung video board in sports. With 70,000 square feet of digital LED, the video board has the largest LED content playback system ever deployed.
- Its oval display features approximately 8 million pixels, spaced 8 millimeters from center to center and can be uniquely or congruently programmed with statistics, live and/or animated content.
- In addition, SoFi Stadium Stadium features an additional 20,000 square feet plus ribbon board throughout the bowl.



SoFi Stadium COMMUNITY BENEFITS

LOCAL AREAS SERVED INCLUDE:

INGLEWOOD | SOUTH LOS ANGELES | HAWTHORNE | COMPTON | GARDENA

LOCAL JOB IMPACT



2,200+

CRAFT POSITIONS
FILLED LOCALLY



\$129 M+

LOCAL AREA
RESIDENT WAGES
EARNED

COMMUNITY IMPACT AND VOLUNTEERING



\$754M+

CERTIFIED
CONSTRUCTION
CONTRACTS

- WITH -

**95+ MINORITY &
DISADVANTAGED
BUSINESSES**



1,200+

VOLUNTEER HOURS
COMPLETED

10+ LOCAL CHARITIES

AIDED INCLUDING U.S.
VETERANS OF INGLEWOOD
AND THE INGLEWOOD
CHAMBER OF COMMERCE'S
"JOB SHADOW" DAY

PROJECT IMPACT STORY

LOCAL HIRE



GABRIEL MARTINEZ

LOCAL 433 IRONWORKER, SOUTHWEST STEEL

After 13 years in the medical field, Gabriel decided to switch gears and become a certified ironworker. Through hard work and dedication, he eventually landed a job at the LA Stadium through his union. Now in the third period of his apprenticeship, he couldn't be happier with his new career.


One of the hallmarks of SoFi Stadium is the long-term impact it will have on the city of Inglewood and the surrounding region. Numerous full-time jobs were created during the development's construction and throughout operation. There were up to 3,200 construction workers on-site daily, with Inglewood residents being given priority placement. Since construction began, more than 17,000 workers have contributed to the project and more than 12 million worker hours have been completed. As of June 2020, over 95 Minority and Disadvantaged Businesses had received more than \$750 million in construction contracts and local area residents have received more than \$120 million in wages.



SoFi Stadium



Unique Elements of SoFi Stadium



- SoFi Stadium is the first indoor-outdoor stadium to be constructed. It has a seating capacity of approximately 70,000, expandable up to 100,000. It features 260 luxury suites, more than 13,000 premium seats and approximately three million square feet of usable space.

- Adjacent to the stadium and under the same canopy are a 2.5-acre open-air plaza named American Airlines Plaza and a 6,000-seat performance venue.





- Across the three spaces, SoFi Stadium has the flexibility to host anywhere from one cohesive event or three separate events concurrently.

- The canopy roof is supported on 37 precast segmental concrete columns, one structural steel shell column, three structural steel rocker columns, 11 composite (structural steel encased in concrete) columns, and four concrete abutments.

- The space between the columns will remain open creating an indoor-outdoor feel to the stadium and American Airlines Plaza. Walls will enclose the performance venue.


- The canopy features a single-layer of Ethylene tetrafluoroethylene (ETFE), which creates a clear cover that protects from weather elements. The ETFE reduces UV rays and, combined with the natural air that comes through the columns, cools the stadium bowl.



- SoFi Stadium features the first-ever dual-sided halo video board. Consisting of 70,000 sq. ft. of digital display, the experience will be similar to watching a 55"-60" television, from every seat in the stadium.

- The video board is comprised of multiple screens, allowing the event host to show consistent or varied content.

- In addition, SoFi Stadium features an additional 20,000 square feet of digital display on other LED ribbon boards in the bowl.





Home Of The Rams



League Park, Cleveland



Years Played: 1937-38, 1942, 1944-45

Record: 7-7 (.500)

First Game: 10/3/37, Rams defeated by Chicago Cardinals, 6-0

Last Game: 12/2/45, Rams defeated Boston Yanks, 20-7

Highlights: Rams finished 1945 season with 4-0 record at League Park, their first unbeaten home record.



Municipal Stadium



Municipal Stadium, Cleveland



Years Played: 1937, 1939-42, 1945

Record: 6-10-2 (.438)

First Game: 9/10/37, Rams defeated by Detroit Lions, 28-0

Last Game: 12/16/45, Rams defeated Washington Redskins, 15-14

Highlights: Bob Waterfield threw two touchdown passes to lead Rams to their first World Championship, 15-14, over Washington. It was final home game for Rams in Cleveland before moving to Los Angeles. Rams played first game as NFL franchise before 25,000 at Municipal Stadium, but lost to Detroit, 28-0.



Cleveland Rams vs. Detroit Lions in 1938 at Shaw Stadium (named after high school on Shaw Avenue).



Shaw Stadium, Cleveland



Years Played: 1938

Record: 1-1 (.500)

First Game: 9/17/38, Rams defeated by Chicago Cardinals, 7-6

Last Game: 10/2/38, Rams defeated Detroit Lions, 21-17

Highlights: The Rams' victory over Detroit was the first home win in franchise history.



Los Angeles Memorial Coliseum



Years Played: 1946-79, 2016-1

Record: 147-80-8 (.647) (142-75-8 regular season; 5-5 postseason)*

First Game: 9/29/46, Rams defeated by Philadelphia Eagles, 25-14

Last Game: 12/16/79, Rams defeated by New Orleans Saints, 29-14

Highlights: Norm Van Brocklin broke 17-17 tie in fourth quarter with 73-yard touchdown pass to Tom Fears as Rams claimed second World Championship, 24-17, over Cleveland Browns, 12/23/51. Rams posted winning home record in 26 of 34 seasons at Coliseum, including 7-0 mark in 1973. Rams became first team in NFL history to score 70 points in game with 70-27 victory over Baltimore Colts, 10/22/50.

*Please note that all stats in this box reflect the team's first stint in the Coliseum.



Los Angeles Memorial Coliseum



Anaheim Stadium



Anaheim Stadium



Years Played: 1980-94

Record: 61-57 (.517) (60-56 regular season; 1-1 postseason)

First Game: 9/7/80, Rams defeated by Detroit Lions, 40-21

Last Game: 12/24/94, Rams defeated by Washington Redskins, 24-21

Highlights: Eric Dickerson broke O.J. Simpson's single season rushing record with a 215-yard performance against Houston, 12/9/84. Dickerson finished season with 2,105 yards.



Hall of Fame RB Eric Dickerson (29) of the Los Angeles Rams carries the football and heads for the end zone to score on a 14-yard touchdown run during the Rams 34-17 victory over the Green Bay Packers on Nov. 24, 1985 at the Anaheim Stadium.



Busch Stadium



Busch Stadium, St. Louis



Years Played: 1995

Record: 3-1 (.750)


First Game: 9/10/95, Rams defeated New Orleans Saints, 17-13

Last Game: 10/22/95, Rams defeated by San Francisco 49ers, 44-10

Highlights: Rams vs. Saints was first NFL game in St. Louis since 1987.



Inside the Edward Jones Dome



Edward Jones Dome



Edward Jones Dome, St. Louis



Years Played: 1995-2015

Record: 76-76 (.500) (72-75 regular season; 4-1 postseason)

First Game: 11/12/95, Rams defeated Carolina Panthers, 28-17

Last Game: 12/17/2015, Rams defeated Tampa Bay, 31-23


Highlights: Jackie Slater became first player in NFL history to play 20 seasons with one team by starting against Carolina, 11/12/95. Rams scored season high 59 points against Atlanta, 11/10/96, the third highest point total in franchise history. Rams were unbeaten, 8-0, in regular season and 10-0 with two playoff wins in 1999, going 8-0 during the 2003 regular season as well.



Los Angeles Memorial Coliseum



Years Played: 2016-19 (first stint 1946-79)
Record: 159-92-8 (.620) (153-86-8 regular season, 6-6 postseason)**
First Game: 9/18/2016, Rams defeated Seattle, 9-3
Highlights: The Rams opened the season at the Coliseum against NFC West divisional foe Seattle Seahawks in front of 91,046 fans. In the team's second season back in L.A., the Rams hosted the NFC Wild Card Round against the Atlanta Falcons, a 26-13 loss on 1/6/2018. The Rams went 7-1 in regular season action during the 2018 regular season and hosted the NFC Divisional Round playoff contest against Dallas (1/12/19) and earned a 30-22 victory to advance to the NFC Championship Game in New Orleans.
 **Please note this is a cumulative total of all of the Rams games played in the Coliseum.



Los Angeles Memorial Coliseum Renovations

The University of Southern California and United Airlines announced a new agreement to name the field at the Los Angeles Memorial Coliseum. Under this 10-year deal commencing in August 2019, the field at the historic landmark, memorial to World War I veterans and home of the USC Trojans, will be referred to as United Airlines Field at the Los Angeles Memorial Coliseum.

USC and United worked together to reach an agreement that retains the original venue name while still providing funding to support a \$315 million project to restore and preserve the Coliseum and upgrade its facilities for fans, athletes and the community.

The Coliseum Renovation Project will restore one of the most iconic sports and entertainment venues in the world, the Los Angeles Memorial Coliseum.

During the 2019 season, the Rams played their home games at a renovated Los Angeles Memorial Coliseum. Upgraded features will include Wi-Fi connectivity, new stadium seats with cupholders, additional aisles, improved concession stands, more ADA seating and a new Scholarship Tower which includes a press box and sky deck, as well as premium seating options.



RB Todd Gurley rushed 14 times for 101 yards, a 7.2-yard average in the 2017 Wild Card game. Gurley is the first Rams running back to notch a 100-plus yard game in his postseason debut since Jim Gillette had 17 carries for 101 yards vs. Washington (12/16/45).



In Week 11 of the 2018 season, the Rams defeated the Kansas City Chiefs 54-51 in a shootout thriller, ending on CB Troy Hill picking off Chiefs QB Patrick Mahomes II in the final moments of the game.

The game hosted in the Los Angeles Memorial Coliseum marks as the highest scoring game in the 49-season history of Monday Night Football.

Los Angeles Rams 2020 Media Guide

2019

Game Summaries





Weather: 87 degrees, sunny - Attendance 72,005 - Time 3:12



The Rams came away with the victory on the road in Week 1, defeating the Carolina Panthers, 30-27. In the first quarter, Rams LB Cory Littleton forced his second career fumble and recovered the ball, ending Carolina's opening series. The play marked the fourth-year pro's first career fumble recovery. The Rams started the second quarter with a 49-yard field goal by K Greg Zuerlein. Looking to get points on the board, Panthers QB Cam Newton threw a backwards pass that was dropped and then recovered by Rams LB Samson Ebukam at the Panthers' 15 yard-line. Quick to capitalize, Rams RB Malcolm Brown ran for his first touchdown of the season, making the score 10-0. Zuerlein converted a 56-yard attempt with a little over a minute left in the second quarter, bringing the score to 13-0. The Panthers had the ball at the end of the second quarter and Panthers K Joey Slye responded with a 46-yard field goal to put the Panthers on the board, making the score 13-3. On the first drive of the second half, Zuerlein kicked a 27-yard field goal to increase LA's lead to 16-3. On the ensuing drive, Panthers RB Christian McCaffrey took a shotgun snap in the wildcat formation, faked to Newton and ran in his first touchdown of the season. In response, Brown carried the Rams down the field, eventually finding the endzone on a 1-yard rush for his second touchdown of the day and the first multi-touchdown game of his career. Toward the end of the third quarter, Slye made a 52-yard field goal, making the score 23-13. At the beginning of the fourth quarter, Panthers LB Jermaine Carter Jr. blocked a Rams punt that was recovered by Carolina RB Reggie Bonnafon. The blocked punt set up McCaffrey's second touchdown of the day, making the score 23-20. On LA's following drive, Panthers CB James Bradberry picked off Rams QB Jared Goff. It was Goff's first interception in a season opener. The following possession, Goff responded with a 5-yard touchdown pass to TE Tyler Higbee, extending the Rams' lead to 30-20. With less than six minutes left in the game, Littleton picked off Newton's pass, the linebacker's fifth interception of his career. With time winding down, Panthers FB Alex Armah rushed for a 1-yard touchdown to make the score 30-27. The Rams would hold on, picking up their third Week 1 victory under Head Coach Sean McVay. The Rams' defense tallied 3.0 sacks on the day, with OLB Dante Fowler Jr. leading the way with 2.0. It was Fowler's first multi-sack game since 2017. LB Clay Matthews also added his first sack as a member of the Rams.



STARTING LINEUPS



LOS ANGELES RAMS

CAROLINA PANTHERS

WR 18	C. Kupp	DE 90	M. Brockers	WR 12	D. Moore	DE 93	G. McCoy
TE 89	T. Higbee	DT 69	S. Joseph	LT 60	D. Williams	DE 56	J. Carter
LT 77	A. Whitworth	DT 99	A. Donald	LG 73	G. Van Roten	DE 99	K. Short
LG 70	J. Noteboom	WILL 56	D. Fowler	C 61	M. Paradis	OLB 97	M. Addison
C 55	Br. Allen	OLB 52	C. Matthews	RG 70	T. Turner	ILB 54	S. Thompson
RG 66	A. Blythe	ILB 58	C. Littleton	RT 72	T. Morton	ILB 59	L. Kuechly
RT 79	R. Havenstein	ILB 54	B. Hager	TE 88	G. Olsen	OLB 53	B. Burns
WR 12	B. Cooks	LCB 22	M. Peters	WR 10	C. Samuel	CB 26	D. Jackson
WR 17	R. Woods	RCB 21	A. Talib	QB 1	C. Newton	CB 24	J. Bradberry
QB 16	J. Goff	SS 43	J. Johnson III	TE 82	C. Manhertz	SS 25	E. Reid
RB 30	T. Gurley II	FS 32	E. Weddle	RB 22	C. McCaffrey	FS 33	T. Boston

LOS ANGELES SUBSTITUTIONS: K 4 G.Zuerlein, P 6 J.Hekker, WR 19 J.Natson, CB 20 T.Hill, CB 23 N.Robey, S 24 T.Rapp, S 26 M.Christian, RB 27 D. Henderson Jr., DB D. Williams, S 33 N.Scott, RB 34 M.Brown, LS 44 J.McQuaide, LB 48 T.Howard, OLB 50 S.Ebukam, LB 51 T.Reeder, LB 57 N.Patrick, OL 64 J.Demby, T 73 D.Edwards, TE 81 G.Everett, WR 83 J.Reynolds, WR 88, M.Thomas, DT 92 T.Smart, DE 97 M.Fox

LOS ANGELES INACTIVES: WR 14 N.Webster, CB 25 D.Long, OLB 45 O.Okoronkwo, C 65 C.Shelton, T 71 B.Evans, TE 82 J.Mundt, 91 G. Gaines

LOS ANGELES DID NOT PLAY: QB 5 B.Bortles



SCORING SUMMARY



VISITOR	Los Angeles Rams	1	2	3	4	OT	TOTAL					FIELD GOALS
	Los Angeles Rams	0	13	10	7	-	30					(49) (56) 41WL
HOME	Carolina Panthers	0	3	10	14	-	27					53WR (46) (52)
		Clock										
TEAM	Qtr	Time	Play (Extra Point) (Drive Info)					Visitor	Home			
Rams	2	13:43	G. Zuerlein 49 yd. Field Goal (7-26, 1:58)					3	0			
Rams	2	12:44	M. Brown 5 yd. run (G. Zuerlein kick) (2-10, 0:23)					10	0			
Rams	2	1:02	G. Zuerlein 56 yd. Field Goal (9-33, 3:54)					13	0			
Panthers	2	0:00	J. Slye 46 yd. Field Goal (8-47, 1:02)					13	3			
Rams	3	11:53	G. Zuerlein 27 yd. Field Goal (7-66, 3:07)					16	3			
Panthers	3	8:28	C. McCaffrey 8 yd. run (J. Slye kick) (8-60, 3:25)					16	10			
Rams	3	2:51	M. Brown 1 yd. run (G. Zuerlein kick) (13-75, 5:37)					23	10			
Panthers	3	0:11	J. Slye 52 yd. Field Goal (8-36, 2:40)					23	13			
Panthers	4	13:10	C. McCaffrey 2 yd. run (J. Slye kick) (2-5 0:28)					23	20			
Rams	4	6:37	T. Higbee 5 yd. pass from J. Goff (G. Zuerlein kick) (7-57, 3:54)					30	20			
Panthers	4	1:58	A. Armah 1 yd. run (J. Slye kick) (9-69, 2:08)					30	27			



FINAL TEAM STATISTICS



	RAMS	PANTHERS		RAMS	PANTHERS
TOTAL FIRST DOWNS	22	21	FGs - PATs Had Blocked	0-0	0-0
By Rushing	9	8	Net Punting Average	28.5	38.5
By Passing	12	13	TOTAL RETURN YARDAGE (W/O KOR)	45	24
By Penalty	1	0	No. and Yards Punt Returns	2-19	2-24
THIRD DOWN EFFICIENCY	9-17-53%	5-11-45%	No. and Yards Kickoff Returns	0-0	2-51
FOURTH DOWN EFFICIENCY	0-0-0%	0-0-0%	No. and Yards Interception Returns	1-26	1-0
TOTAL NET YARDS	349	343	PENALTIES Number and Yards	5-43	6-46
Total Offensive Plays	72	64	FUMBLES Number and Lost	1-0	2-2
Average gain per offensive play	4.8	5.4	TOUCHDOWNS	3	3
NET YARDS RUSHING	166	127	Rushing	2	3
Total Rushing Plays	32	23	Passing	1	0
Average gain per rushing play	5.2	5.5	EXTRA POINTS Made-Attempts	3-3	3-3
Tackles for a loss-number and yards	2-6	2-6	Kicking Made-Attempts	3-3	33
NET YARDS PASSING	183	216	FIELD GOALS Made-Attempts	3-4	2-3
Times thrown - yards lost attempting to pass	1-3	3-23	RED ZONE EFFICIENCY	3-4-75%	3-3-100%
Gross yards passing	186	239	GOAL TO GO EFFICIENCY	3-3-100%	3-3-100%
PASS ATTEMPTS-COMP-HAD INT	39-23-1	38-25-1	SAFETIES	0	0
Avg gain per pass play	4.6	5.3	FINAL SCORE	30	27
KICKOFFS Number-In End Zone-TBs	7-5-4	5-4-4	TIME OF POSSESSION	33:16	26:44
PUNTS Number and Average	4-34.5	4-48.3			
Had Blocked	1	0			



FINAL INDIVIDUAL STATISTICS



LOS ANGELES RAMS										CAROLINA PANTHERS									
RUSHING	ATT	YDS	AVG	LG	TD					RUSHING	ATT	YDS	AVG	LG	TD				
T. Gurley II	14	97	6.9	25	0					C. McCaffrey	19	128	6.7	23	2				
M. Brown	11	53	4.8	17	2					A. Armah	1	1	1.0	1	1				
R. Woods	2	16	8.0	20	0					C. Newton	3	-2	-0.7	3	0				
J. Goff	4	0	0.0	3	0					Total	23	127	5.5	23	3				
D. Henderson Jr.	1	0	0.0	0	0					PASSING	ATT	CMP	YDS	SK/YD	TD	LG	IN	RT.	
Total	32	166	5.2	25	2					C. Newton	38	25	239	3/23	0	17	1	72.1	
PASSING	ATT	CMP	YDS	SK/YD	TD	LG	IN	RT.		Total	38	25	239	3/23	0	17	1	72.1	
J. Goff	39	23	186	1/3	1	24	1	69.0		RECEIVING	NO	YDS	AVG	LG	TD				
Total	39	23	186	1/3	1	24	1	69.0		C. McCaffrey	10	81	8.1	17	0				
RECEIVING	NO	YDS	AVG	LG	TD					D. Moore	7	76	10.9	15	0				
R. Woods	8	70	8.8	22	0					G. Olsen	4	36	9.0	14	0				
C. Kupp	7	46	6.6	10	0					C. Samuel	3	32	10.7	16	0				
T. Higbee	4	20	5.0	6	1					J. Wright	1	14	14.0	14	0				
B. Cooks	2	39	19.5	24	0					I. Thomas	0	0	0.0	0	0				
G. Everett	1	7	7.0	7	0					C. Hogan	0	0	0.0	0	0				
T. Gurley II	1	4	4.0	4	0					Total	25	239	9.6	17	0				
J. Reynolds	0	0	0.0	0	0					INTERCEPTIONS	NO	YDS	AVG	LG	TD				
Total	23	186	8.1	24	1					J. Bradberry	1	0	0.0	0	0				
INTERCEPTIONS	NO	YDS	AVG	LG	TD					Total	1	0	0.0	0	0				
C. Littleton	1	26	26.0	26	0					PUNTING	NO	YDS	AVG	NET	TB/I20	LG			
Total	1	26	26.0	26	0					M. Palardy	4	193	48.3	38.5	1/1	58			
PUNTING	NO	YDS	AVG	NET	TB/I20	LG				Total	4	193	48.3	38.5	1/1	58			
J. Hekker	3	138	46.0	28.5	0/0	68				PUNT RETURNS	NO	YDS	AVG	FC	LG	TD			
[BLOCKED]	1	0	0.0	0.0						R. McCloud	2	24	12.0	0	13	0			
Total	4	138	34.5	28.5	0/0	68				[OUT OF BOUNDS]	1	0	0.0	0	0	0			
PUNT RETURNS	NO	YDS	AVG	FC	LG	TD				Total	2	24	12.0	0	13	0			
J. Natson	2	19	9.5	1	16	0				KICKOFF RETURNS	NO	YDS	AVG	FC	LG	TD			
[TOUCHBACK]	1	0	0.0	0	0	0				R. McCloud	2	51	25.5	0	26	0			
Total	2	19	9.5	1	16	0				[OUT OF BOUNDS]	1	0	0.0	0	0	0			
KICKOFF RETURNS	NO	YDS	AVG	FC	LG	TD				[TOUCHBACK]	4	0	0.0	0	26	0			
[TOUCHBACK]	4	0	0.0	0	0	0				Total	2	51	25.5	0	26	0			
Total	4	0	0.0	0	0	0													



DEFENSIVE STATISTICS (BASED ON GAMEBOOK)



PLAYER	T	S	A	S-YDS	I-YDS	PD	FF	FR	PLAYER	T	S	A	S-YDS	I-YDS	PD	FF	FR
C. Littleton	14	8	6	0-0	1-26	2	1	1	A. Donald	1	1	0	0-0	0-0	0	0	0
J. Johnson III	11	6	5	0-0	0-0	0	0	0	S. Ebukam	1	1	0	0-0	0-0	0	1	1
T. Rapp	7	3	4	0-0	0-0	0	0	0	M. Fox	1	1	0	0-0	0-0	0	0	0
E. Weddle	6	2	4	0-0	0-0	0	0	0	A. Talib	1	0	1	0-0	0-0	1	0	0
M. Christian	4	2	2	1-3	0-0	0	0	0	J. Hekker	0	0	0	0-0	0-0	0	0	0
M. Peters	4	2	2	0-0	0-0	0	0	0	T. Hill	0	0	0	0-0	0-0	0	0	0
C. Matthews	3	2	1	1-6	0-0	0	0	0	M. Brown	0	0	0	0-0	0-0	0	0	0
B. Hager	3	1	2	0-0	0-0	0	0	0	T. Reeder	0	0	0	0-0	0-0	0	0	0
D. Fowler	2	2	0	2-17	0-0	0	0	0	R. Woods	0	0	0	0-0	0-0	0	0	0
N. Robey	2	2	0	0-0	0-0	0	0	0	A. Blythe	0	0	0	0-0	0-0	0	0	0
M. Brockers	2	2	0	0-0	0-0	0	0	0	Totals	62	35	27	3-23	1-26	3	2	2

2

LOS ANGELES 27, NEW ORLEANS 9
 September 15, 2019 - Los Angeles Memorial Coliseum - Los Angeles, Calif.



Weather: 85 degrees, cloudy - Attendance 71,460 - Time 3:09



A strong second half performance by the Los Angeles Rams propelled the team to a 27-9 win over the New Orleans Saints in the 2019 home opener. On New Orleans first drive, Saints QB Drew Brees threw a pass intended for Saints TE Jared Cook where Rams S Eric Weddle made the stop near the Rams 35-yard line. The ball popped into the air following Weddle's tackle, and Rams S John Johnson III hauled in the loose ball for the early interception. The play led to a 24-yard field goal by Rams K Greg Zuerlein that was set up by a 57-yard pass from Rams QB Jared Goff to WR Brandin Cooks. The completion was Goff's longest since Week 4 of 2018 and helped push LA to a 3-0 lead. On the Saints' second drive, Brees suffered a hand injury and was replaced by backup QB Teddy Bridgewater. Brees would not return. Bridgewater and the Saints offense finished the drive, which resulted in K Wil Lutz to tie the game at three. With 6:08 left in the second quarter, Saints DE Cameron Jordan recovered a fumble following a DE Trey Hendrickson sack and returned it for a touchdown that was called back after it was initially ruled an incomplete pass. Gaining possession at New Orleans' 13 after the overturned call, the Saints reached midfield, but failed to convert on fourth-and-1 at their own 48 as RB Alvin Kamara was tackled at the line of scrimmage. On the next drive, Rams RB Todd Gurley II ran the ball up the field and hurdled over the defender for a 20-yard gain. With seven seconds left in the opening half, Zuerlein kicked a 22-yard field goal, bringing the score to 6-3. Starting off the second half, Lutz converted on a 52-yard field goal to tie the game at 6-6. Later in the third quarter, the Rams converted in the red zone as Gurley dove for the pylon from four yards out and scored his first touchdown of the season. The touchdown gave Gurley 348 points for his career, tying him with Hall of Fame RB Eric Dickerson for 13th on the Rams All-Time Scoring List. Back-to-back sacks by Rams LB Clay Matthews and DL Michael Brockers forced the Saints to punt from deep in their own territory on the ensuing drive. A 26-yard punt return by JoJo Natson helped set up a short field for Los Angeles to work with, and L.A. capitalized with a 2-yard touchdown pass from Goff to WR Brandin Cooks and Zuerlein PAT for a 20-6 lead with 1:03 left in the third quarter. Starting off the fourth quarter, Lutz made a 42-yard field goal to try and lessen the 11-point deficit, but the Rams responded quickly. Goff connected with WR Cooper Kupp as he stiff-armed Saints CB on a 67-yard that brought LA down to the Saints 1-yard line. Jared Goff dialed up a quarterback sneak for a Rams TD to give LA a 27-9 lead. Goff eclipsed the 10,000-yard threshold and now has 10,050 yards in his career with the completion to Kupp, becoming the 14th QB since 1950 to do it in his first 40 games. Since returning to LA, The Rams have won all of their home season openers. The Rams are now 43-34 against the New Orleans Saints.



STARTING LINEUPS



NEW ORLEANS SAINTS

LOS ANGELES RAMS

WR 13	M. Thomas	RDE 92	M. Davenport	WR 18	C. Kupp	DE 90	M. Brockers
LT 72	T. Armstead	NT 90	M. Brown	TE 89	T. Higbee	NT 69	S. Joseph
LG 75	A. Peat	DT 93	D. Onyemata	LT 77	A. Whitworth	DT 99	A. Donald
C 78	E. McCoy	LDE 94	C. Jordan	LG 70	J. Noteboom	WILL 56	D. Fowler
RG 67	L. Warford	WILL 56	D. Davis	C 55	Br. Allen	OLB 52	C. Matthews
RT 71	R. Ramczyk	SAM 53	A. Klein	RG 66	A. Blythe	ILB 58	C. Littleton
TE 89	J. Hill	LCB 25	E. Apple	RT 79	R. Havenstein	ILB 54	B. Hager
WR 19	T. Ginn	CB 26	P. Williams	WR 12	B. Cooks	LCB 22	M. Peters
QB 9	D. Brees	SS 24	V. Bell	WR 17	R. Woods	RCB 21	A. Talib
RB 41	A. Kamara	FS 43	M. Williams	QB 16	J. Goff	SS 43	J. Johnson
FB 42	Z. Line	RCB 23	M. Lattimore	HB 30	T. Gurley	FS 32	E. Weddle

LOS ANGELES SUBSTITUTIONS: K 4 G.Zuerlein, P 6 J.Hekker, WR 19 J.Natson, CB 20 T.Hill, CB 23 N.Robey, S 24 T.Rapp, S 26 M.Christian, S 33 N.Scott, RB 34 M.Brown, LS 44 J.McQuaide, LB 48 T.Howard, OLB 50 S.Ebukam, LB 51 T.Reeder, LB 57 N.Patrick, OL 64 J.Demby, T 73 D.Edwards, TE 81 G.Everett, WR 83 J.Reynolds, WR 88, M.Thomas, DT 91 G.Gaines, DT 92 T.Smart, DE 97 M.Fox

LOS ANGELES INACTIVES: WR 14 N.Webster, CB 25 D.Long, DB 31 D.Williams, OLB 45 O.Okoronkwo, C 65 C.Shelton, T 71 B.Evans, TE 82 J.Mundt

LOS ANGELES DID NOT PLAY: QB 5 B.Bortles, RB 27 D.Henderson



SCORING SUMMARY



		1	2	3	4	OT	TOTAL	FIELD GOALS	
VISITOR	New Orleans Saints	0	3	3	3	-	9	(34)	(52)
HOME	Los Angeles Rams	3	3	14	7	-	27	(24)	(22)

TEAM	Qtr	Time	Play (Extra Point) (Drive Info)	Visitor	Home
Rams	1	8:42	G.Zuerlein 24 yd. Field Goal (7-56, 3:43)	0	3
Saints	2	11:06	W.Lutz 34 yd. Field Goal (7-25, 3:15)	3	3
Rams	2	0:03	G.Zuerlein 22 yd. Field Goal (7-44, 2:36)	3	6
Saints	3	9:49	W.Lutz 52 yd. Field Goal (10-37, 4:16)	6	6
Rams	3	5:39	T.Gurley 4 yd. run (G.Zuerlein kick) (9-75, 4:10)	6	13
Rams	3	1:00	B.Cooks 2 yd. pass from J.Goff (G.Zuerlein kick) (5-26, 2:37)	6	20
Saints	4	10:58	W.Lutz 42 yd. Field Goal (9-51, 5:02)	9	20
Rams	4	8:37	J.Goff 1 yd. run (G.Zuerlein kick) (4-75, 2:21)	9	27



FINAL TEAM STATISTICS



	SAINTS	RAMS		SAINTS	RAMS
TOTAL FIRST DOWNS	15	20	FGs - PATs Had Blocked	0-0	0-0
By Rushing	2	7	Net Punting Average	40.4	41.3
By Passing	11	11	TOTAL RETURN YARDAGE (W/O KOR)	34	42
By Penalty	2	2	No. and Yards Punt Returns	3-34	2-42
THIRD DOWN EFFICIENCY	4-13-31%	5-13-38%	No. and Yards Kickoff Returns	0-0	0-0
FOURTH DOWN EFFICIENCY	0-1-0%	0-0-0%	No. and Yards Interception Returns	0-0	1-0
TOTAL NET YARDS	244	380	PENALTIES Number and Yards	11-87	8-65
Total Offensive Plays	57	61	FUMBLES Number and Lost	1-0	1-1
Average gain per offensive play	4.3	6.2	TOUCHDOWNS	0	3
NET YARDS RUSHING	57	115	Rushing	0	2
Total Rushing Plays	20	30	Passing	0	1
Average gain per rushing play	2.9	3.8	EXTRA POINTS Made-Attempts	0-0	3-3
Tackles for a loss-number and yards	2-9	1-1	Kicking Made-Attempts	0-0	3-3
NET YARDS PASSING	187	265	FIELD GOALS Made-Attempts	3-3	2-2
Times thrown - yards lost attempting to pass	2-16	3-18	RED ZONE EFFICIENCY	0-1-0%	3-6-50%
Gross yards passing	203	283	GOAL TO GO EFFICIENCY	0-0-0%	3-3-100%
PASS ATTEMPTS-COMP-HAD INT	35-20-1	28-19-0	SAFETIES	0	0
Avg gain per pass play	5.1	8.5	FINAL SCORE	0	27
KICKOFFS Number-In End Zone-TBs	4-4-4	6-6-6	TIME OF POSSESSION	29:39	30:21
PUNTS Number and Average	5-48.8	4-49.8			
Had Blocked	0	0			



FINAL INDIVIDUAL STATISTICS



NEW ORLEANS SAINTS										LOS ANGELES RAMS											
RUSHING	ATT	YDS	AVG	LG	TD						RUSHING	ATT	YDS	AVG	LG	TD					
A. Kamara	13	45	3.5	12	0						T. Gurley	16	63	3.9	20	1					
L. Murray	5	7	1.4	4	0						M. Brown	6	37	6.2	13	0					
T. Bridgewater	2	5	2.5	4	0						R. Woods	1	9	9.0	9	0					
Total	20	57	2.9	12	0						C. Kupp	1	6	6.0	6	0					
PASSING										PASSING											
ATT	CMP	YDS	SK/YD	TD	LG	IN	RT.			ATT	CMP	YDS	SK/YD	TD	LG	IN	RT.				
T. Bridgewater	30	17	165	2/16	0	28	0	72.2		J. Goff	28	19	283	3/18	1	66	0	112.6			
D. Brees	5	3	38	0/0	0	19	1	44.2		Total	32	166	5.2	25	2	0	112.6				
Total	35	20	203	2/16	0	28	1	62.0		Total	28	19	283	3/18	1	66	0	112.6			
RECEIVING										RECEIVING											
NO	YDS	AVG	LG	TD						NO	YDS	AVG	LG	TD							
M. Thomas	13	89	8.9	19	0						C. Kupp	9	120	24.0	66	0					
T. Smith	3	49	16.3	28	0						B. Cooks	4	74	24.7	57	1					
J. Cook	7	25	12.5	18	0						G. Everett	5	21	7.0	11	0					
T. Hill	3	16	8.0	9	0						T. Gurley II	4	4	1.3	9	0					
L. Murray	1	16	16.0	16	0						R. Woods	2	33	16.5	19	0					
A. Kamara	3	15	15.0	15	0						T. Higbee	3	21	10.5	18	0					
D. Harris	1	-7	-7.0	-7	0						M. Brown	1	10	10.0	10	0					
Z. Line	1	0	0.0	0	0						Total	28	283	14.9	66	1					
Total	32	203	10.2	28	0						Total	28	283	14.9	66	1					
INTERCEPTIONS										INTERCEPTIONS											
NO	YDS	AVG	LG	TD						NO	YDS	AVG	LG	TD							
Total	0	0	0	0						J. Johnson	1	0	0.0	0	0						
PUNTING										PUNTING											
NO	YDS	AVG	NET	TB/I20	LG					NO	YDS	AVG	NET	TB/I20	LG						
T. Morstead	5	244	48.8	40.4	0/3	55					J. Hekker	4	199	49.8	41.3	0/0	66				
Total	5	244	48.8	40.4	0/3	55					Total	4	199	49.8	41.3	0/0	66				
PUNT RETURNS										PUNT RETURNS											
NO	YDS	AVG	FC	LG	TD					NO	YDS	AVG	FC	LG	TD						
D. Harris	3	34	11.3	0	19	0					J. Natson	2	42	21.0	3	32	0				
[OUT OF BOUNDS]	1	0	0.0	0	0	0					Total	2	42	21.0	3	32	0				
Total	3	34	11.3	0	19	0					Total	2	42	21.0	3	32	0				
KICKOFF RETURNS										KICKOFF RETURNS											
NO	YDS	AVG	FC	LG	TD					NO	YDS	AVG	FC	LG	TD						
[TOUCHBACK]	6	0	0.0	0	0	0					[TOUCHBACK]	4	0	0.0	0	0	0				
Total	0	0	0.0	0	0	0					Total	0	0	0.0	0	0	0				



DEFENSIVE STATISTICS (BASED ON GAMEBOOK)



PLAYER	T	S	A	S-YDS	I-YDS	PD	FF	FR	PLAYER	T	S	A	S-YDS	I-YDS	PD	FF	FR
C. Littleton	8	5	3	0-0	0-0	2	0	0	A. Talib	2	0	2	0-0	0-0	0	0	0
E. Weddle	7	5	2	0-0	0-0	1	0	0	A. Donald	1	1	0	0-0	0-0	0	0	0
N. Robey	6	4	2	0-0	0-0	1	0	0	S. Joseph	1	1	0	0-0	0-0	0	0	0
J. Johnson	6	4	2	0-0	1-0	1	0	0	S. Ebukam	1	1	0	0-0	0-0	0	0	0
T. Rapp	6	2	4	0-0	0-0	1	0	0	T. Smart	1	0	1	0-0	0-0	0	0	0
D. Fowler	5	4	1	0-0	0-0	0	0	0	M. Peters	0	0	0	0-0	0-0	1	0	0
B. Hager	4	3	1	0-0	0-0	0	0	0	N. Scott	0	0	0	0-0	0-0	0	0	0
C. Matthews	3	3	0	1-5	0-0	0	1	0	T. Howard	0	0	0	0-0	0-0	0	0	0
M. Brockers	3	1	2	1-11	0-0	0	0	0	Totals	54	34	20	2-16	1-0	7	1	0



Weather: 83 degrees, mostly clear - Attendance 67,895 - Time 3:04



The Los Angeles Rams continued their unbeaten streak when they defeated the Cleveland Browns, 20-13. After a slow start, the Rams got on the board with a 51-yard, 11-play scoring drive finished off by a 53-yard field goal by Rams K Greg Zuerlein for an early 3-0 lead with 4:06 left in the first quarter. The Browns responded with a drive that ended with a 23-yard field goal by Browns K Austin Seibert to tie it 3-3 with 11:41 left in the second quarter. On LA's ensuing possession, a 38-yard punt from Rams P Johnny Hekker pinned Cleveland on its own 6-yard line, and the Browns went three-and-out unable to escape from deep into their own territory. It was an early win for the Rams defense as they stopped the Browns at the L.A. 5-yard line as they were forced to punt. A 48-yard missed field goal attempt by Zuerlein set up the Browns at midfield late in the second quarter, but they were unable to capitalize because of a false start penalty and a timely pass breakup by Rams CB Nickell Robey-Coleman. With 18 seconds left in the first half, Browns DE Myles Garrett managed to strip the ball loose from Rams QB Jared Goff. The fumble was picked up on the run by Browns LB Joe Schobert, who returned it to the L.A. 17-yard line. While Cleveland couldn't find the endzone, the takeaway was enough to set up a 35-yard field goal by Seibert with four seconds left and a 6-3 halftime lead. It was the first time since Week 16 of 2018 that Los Angeles trailed in a game. Los Angeles opened the second half with a statement drive, finished off by an 11-yard touchdown pass from Rams WR Cooper Kupp. It was Kupp's first touchdown since coming back from injury. Browns RB Nick Chubb showed up for the Browns, accounting for 65 of the Browns' 75 yards on the next drive. This ended with a 2-yard touchdown pass from Browns QB Baker Mayfield to TE Demetrius Harris for a 13-10 Cleveland lead with 4:40 left in the third quarter. Looking to regain the lead, Goff was intercepted by Browns DB T.J. Carrie at the Cleveland 49-yard line. The Rams defense forced Cleveland to punt with 2:05 left in the third quarter. Starting off the fourth quarter, Rams WR Robert Woods recorded a 17-yard carry on a double reverse that set up the Rams' second touchdown of the night in which Kupp darted across the goal line for a wide-open touchdown to give the Rams a lead of 17-13. This was Kupp's second career multi-touchdown game and he finished the night with career high 11 receptions, besting his previous single-game high of nine catches. With 9:19 left in the game, the Browns faced a fourth-and-9 from the Rams 40-yard line. Rams S Eric Weddle stopped Chubb on a 2-yard carry, giving the Rams possession. Assisted by a 15-yard unnecessary roughness penalty against Cleveland S Jermaine Whitehead, LA capitalized on the field position with a 37-yard field goal by Zuerlein to extend their lead to 20-13 with 6:40 left in regulation. A 13-yard penalty on the ensuing kickoff return by the Browns took them to the 20, but an illegal block in the back call forced them to start that drive from their own 10. Rams DT Aaron Donald got his first sack of the season on the series' first snap, resulting in a 7-yard loss. Rams LB Clay Matthews came in strong as he forced a fourth down with his third sack of the night, this was his first multi-sack game of his career since 2017. Looking deep left for Woods on the ensuing drive, Goff was intercepted by Burris. Cleveland got all the way down to the Los Angeles 4-yard line with 33 seconds left when Rams S John Johnson III stepped in front of a Mayfield's pass intended for Browns WR Damion Ratley to clinch the victory for L.A. The interception in the endzone secured a 20-13 Rams win over the Browns. The Rams have now defeated Cleveland in three consecutive meetings, giving the Rams a 13-11 edge in their all-time series. Los Angeles remains a perfect 9-0 in regular season games against AFC opponents under Head Coach Sean McVay. Since McVay took over as head coach, the Rams have generated a 15-3 record in regular season games on the road.



STARTING LINEUPS



LOS ANGELES RAMS

CLEVELAND BROWNS

WR 18	C. Kupp	DE 90	M. Brockers
TE 81	G. Everett	NT 69	S. Joseph
LT 77	A. Whitworth	DT 99	A. Donald
LG 70	J. Noteboom	WILL 56	D. Fowler
C 55	Br. Allen	OLB 52	C. Matthews
RG 64	J. Demby	ILB 58	C. Littleton
RT 79	R. Havenstein	ILB 54	B. Hager
WR 12	B. Cooks	LCB 22	M. Peters
WR 17	R. Woods	RCB 21	A. Talib
QB 16	J. Goff	SS 43	J. Johnson
HB 30	T. Gurley II	FS 32	E. Weddle

WR 80	J. Landry	DE 95	M. Garrett
LT 78	G. Robinson	DT 65	L. Ogunjobi
LG 75	J. Bitonio	DT 98	S. Richardson
C 64	J. Tretter	DE 54	O. Vernon
RG 72	E. Kush	MIKE 53	J. Schobert
RT 67	J. McCray	WILL 51	M. Wilson
TE 86	P. Brown	CB 38	T. Carrie
WR 13	O. Beckham	CB 39	T. Mitchell
QB 6	B. Mayfield	S 35	J. Whitehead
RB 24	N. Chubb	S 22	E. Murray
TE 88	D. Harris	DB 31	J. Burris

LOS ANGELES SUBSTITUTIONS: K 4 G.Zuerlein, P 6 J.Hekker, WR 19 J.Natson, CB 20 T.Hill, CB 23 N.Robey, S 24 T.Rapp, S 26 M.Christian, DB 31 D.Williams, S 33 N.Scott, RB 34 M.Brown, LS 44 J.McQuaide, LB 48 T.Howard, OLB 50 S.Ebukam, LB 51 T.Reeder, LB 57 N.Patrick, C 65 C.Shelton, T 73 D.Edwards, TE 82 J.Mundt, WR 83 J.Reynolds, WR 88 M.Thomas, DT 92 T.Smart, DE 97 M.Fox

LOS ANGELES INACTIVES: WR 14 N.Webster, CB 25 D.Long, OLB 45 O.Okoronkwo, OL 66 A.Blythe, T 71 B.Evans, TE 89 T.Higbee, DT 91 G.Gaines

LOS ANGELES DID NOT PLAY: QB 5 B.Bortles, RB 27 D.Henderson



STARTING LINEUPS



		1	2	3	4	OT	TOTAL	FIELD GOALS		
VISITOR	Los Angeles Rams	3	0	7	10	-	20	(53)	48WR (37)	
HOME	Cleveland Browns	0	6	7	0	-	13	(23)	(35)	
Clock										
TEAM	Qtr	Time	Play (Extra Point) (Drive Info)				Visitor	Home		
Rams	1	4:06	G.Zuerlein 53 yd. Field Goal (11-51, 4:58)				3	0		
Browns	2	11:41	A.Seibert 23 yd. Field Goal (13-70, 7:25)				3	3		
Browns	2	0:00	A.Seibert 35 yd. Field Goal (4-0, 0:18)				3	6		
Rams	3	10:40	C.Kupp 11 yd. pass from J.Goff (G.Zuerlein kick) (10-75, 4:20)				10	6		
Browns	3	4:37	D.Harris 2 yd. pass from B.Mayfield (A.Seibert kick) (11-75, 6:03)				10	13		
Rams	4	12:48	C.Kupp 6 yd. pass from J.Goff (G.Zuerlein kick) (8-72, 4:12)				17	13		
Rams	4	6:37	G.Zuerlein 37 yd. Field Goal (9-43, 2:37)				20	13		



Weather: 74 degrees, mostly sunny - Attendance 68,117 - Time 3:39



The Tampa Bay Buccaneers came away with the victory on Sunday, giving the Los Angeles Rams their first loss of the season with a score of 55-40. The Rams won the toss and deferred to the second half, but the opening kickoff went out of bounds. The ensuing penalty set up Tampa Bay at their own 40, and they were able to capitalize on the condensed field position with a 3-yard touchdown run by Buccaneers RB Peyton Barber for an early 7-0 lead. On the Rams' next defensive drive and 3:33 left in the first quarter, Rams DL Sebastian Joseph-Day made a diving sack on Buccaneers QB Jameis Winston, picking up his first sack of his career. Less than one minute after, Rams LB Clay Matthews sacked Winston at L.A.'s 46-yard line for -6 yards. Matthews reached the 600-tackle plateau, becoming the 25th active player in the NFL to accomplish the feat. Matthews joined S Eric Weddle as the only active Rams to record 600 tackles in their career. On the first drive of the second quarter, Goff got hit by Buccaneers LB Shaquil Barrett as he threw the ball and was intercepted by Buccaneers S Jordan Whitehead. Whitehead's return, plus a 15-yard unnecessary roughness penalty, set up the Bucs at midfield. The takeaway helped Tampa Bay extend its lead to 14-0 with 9:57 left in the second quarter, as QB Jameis Winston found WR Chris Godwin for a 3-yard touchdown on the ensuing drive - set up in part by a 30-yard catch-and-run by Godwin. The Bucs collected their second takeaway on the Rams' next offensive drive, with LB Lavonte David intercepting Goff and returning it to the Rams 9-yard line. Winston threw a second touchdown pass to Godwin to extend its lead to 21-0 with 8:28 left in the first half. Los Angeles responded with an 8-play, 75-yard drive that ended with Rams RB Todd Gurley II bulldozing through Buccaneers defenders for a 13-yard touchdown run with 5:34 left in the second quarter, cutting its deficit to 21-7. A fair catch interference penalty on Tampa Bay's ensuing punt, put the Rams at midfield. Goff was quick to respond by with a 37-yard completion to Woods on the first play of the drive. With the catch, Woods passed former WR Del Shofner (No. 20, 2,155 yds) and moved into the top-20 of L.A.'s all-time receiving yards list. Woods also moved into the top-25 of L.A.'s all-time receptions list, passing Pete Holohan (159). Assisted further by a 5-yard roughing the passer penalty against Buccaneers DE Carl Nassib, the Rams cut further into the Bucs' lead with a 5-yard touchdown pass from Goff to Rams TE Gerald Everett for a 21-14 deficit with 2:50 left in the first half. The Bucs responded, extending their lead to 28-14 on a 6-yard touchdown run by Buccaneers RB Ronald Jones II with 47 seconds left in the first half. Prior to the close of the half, Zuerlein converted a 58-yard field goal. The kick was Zuerlein's longest since Week 9 of the 2015 season (61-yard FG) and the third-longest field goal of his career. Zuerlein opened the scoring in the second half with a 44-yard field goal, giving him 792 career points - high is second-most in team history. He passed former K Mike Lansford (789) and tailed 10 points in the game. He now only trails K Jeff Wilkins who totaled 1,223 points in his career. Tampa extended their lead to 31-20 with a 58-yard field goal by Buccaneers K Matt Gay with 4:38 left in the third quarter. Seeking to convert on fourth-and-2 near midfield, Bucs LB Shaq Barrett picked off Goff's throw that was intended for Rams RB Malcolm Brown. On the next series, Tampa Bay extended their lead to 38-20 on the same drive with a 13-yard touchdown pass from Winston to Buccaneers TE Cameron Brate. The Rams moved quickly to respond, mounting an 8-play, 75-yard drive that lasted two and a half minutes and finished with a 5-yard touchdown run by Gurley. With two rushing touchdowns, Gurley tallied his first multi-touchdown game of the season. It was the 14th time Gurley rushed for multiple scores in a game. Gurley's second rushing score cut the deficit to 38-27 with 12:31 left. Tampa Bay countered with a 67-yard strike from Winston to WR Mike Evans to extend their lead to 45-27 with 11:35 left. The Rams answered as Goff threw a pass to Cooper Kupp and he dodged host of Buccaneers defenders en route to 29-yard touchdown to trim their deficit to 11 with 9:12 left. With 8:25 left in the fourth quarter, Rams CB Marcus Peters picked a 32-yard interception from Winston and ran it in for a touchdown. This marked Peters' first interception of the season and it was the fourth time Peters returned an interception for a touchdown in his career. The Bucs added a 21-yard field goal by Gay to extend their lead to eight. With the score at 48-40 with 2:35 left, Los Angeles began what would be their final drive of the game. Upon reaching their own 40-yard line, Goff was stripped of the ball by Barrett and Bucs DT Ndakumong Suh picked up the fumble and returned it 37 yards for a touchdown to seal the Tampa Bay victory. Despite the loss, the Rams' offense reached notable milestones. Goff's 517 passing yards were a career high for the former No. 1 overall pick. It was just the third time in franchise history that a Rams QB passed for more than 500 yards in a game. And for the second-consecutive game, the Rams had two receivers with over 100 yards through the air as WR Robert Woods led the way with 164 yards and Kupp tallied 121 yards. Against Tampa Bay, the Rams continue to lead their all-time series 16-9-0.



STARTING LINEUPS



TAMPA BAY BUCCANEERS

LOS ANGELES RAMS

WR 13	M. Evans	DL 93	N. Suh	WR 18	C. Kupp	DE 90	M. Brockers
TE 82	A. Auclair	NT 50	V. Vea	TE 89	T. Higbee	NT 69	S. Joseph
LT 76	D. Smith	DL 92	W. Gholston	LT 77	A. Whitworth	DT 99	A. Donald
LG 74	A. Marpet	OLB 94	C. Nassib	LG 70	J. Noteboom	WILL 56	D. Fowler
C 66	R. Jensen	ILB 98	A. Nelson	C 55	Br. Allen	OLB 52	C. Matthews
RG 65	A. Cappa	ILB 54	L. David	RG 66	A. Blythe	ILB 58	C. Littleton
RT 69	D. Dotson	OLB 58	S. Barrett	RT 79	R. Havenstein	ILB 54	B. Hager
TE 80	O. Howard	CB 33	C. Davis	WR 12	B. Cooks	LCB 22	M. Peters
WR 12	C. Godwin	CB 28	V. Hargeaves	WR 17	R. Woods	RCB 21	A. Talib
QB 3	J. Winston	S 34	M. Edwards	QB 16	J. Goff	SS 43	J. Johnson
RB 25	P. Barber	S 31	J. Whitehead	HB 30	T. Gurley	FS 32	E. Weddle

LOS ANGELES SUBSTITUTIONS: K 4 G.Zuerlein, P 6 J.Hecker, WR 19 J.Natson, CB 20 T.Hill, CB 23 N.Robey, S 24 T.Rapp, S 26 M.Christian, RB 27 D.Henderson, DB 31 D.Williams, S 33 N.Scott, RB 34 M.Brown, LS 44 J.McQuaide, LB 48 T.Howard, OLB 50 S.Ebukam, LB 51 T.Reeder, LB 57 N.Patrick, OL 64 J.Demby, T 73 D.Edwards, TE 81 G.Everett, WR 83 J.Reynolds, WR 88 M.Thomas, DT 92 T.Smart, DE 97 M.Fox

LOS ANGELES INACTIVES: WR 14 N.Webster, CB 25 D.Long, OLB 45 O.Okoronkwo, C 65 C.Shelton, T 71 B.Evans, TE 82 J.Mundt, DT 91 G.Gaines

LOS ANGELES DID NOT PLAY: QB 5 B.Bortles



SCORING SUMMARY



	1	2	3	4	OT	TOTAL	FIELD GOALS
VISITOR Tampa Bay Buccaneers	7	21	3	24	-	55	(34) (52) (42)
HOME Los Angeles Rams	0	17	3	20	-	40	(24) (22)

TEAM	Qtr	Time	Play (Extra Point) (Drive Info)	Visitor	Home
Buccaneers	1	10:53	P.Barber 3 yd. run (M.Gay kick) (8-60, 4:07)	7	0
Buccaneers	2	9:57	C.Godwin 3 yd. pass from J.Winston (M.Gay kick) (7-50, 3:27)	14	0
Buccaneers	2	8:28	C.Godwin 9 yd. pass from J.Winston (M.Gay kick) (1-9, 0:07)	21	0
Rams	2	5:34	T.Gurley 13 yd. run (G.Zuerlein kick) (8-75, 2:54)	21	7
Rams	2	2:50	G.Everett 5 yd. pass from J.Goff (G.Zuerlein kick) (4-50, 1:12)	21	14
Buccaneers	2	0:47	R.Jones 5 yd. run (M.Gay kick) (11-75, 2:03)	28	14
Rams	2	0:02	G.Zuerlein 58 yd. Field Goal (6-35, 0:45)	28	17
Rams	3	9:03	G.Zuerlein 44 yd. Field Goal (14-49, 5:57)	28	20
Buccaneers	3	4:33	M.Gay 58 yd. Field Goal (10-35, 4:30)	31	20
Buccaneers	4	14:55	C.Brake 13 yd. pass from J.Winston (M.Gay kick) (6-53, 2:54)	38	20
Rams	4	12:31	T.Gurley 5 yd. run (G.Zuerlein kick) (8-75, 2:24)	38	27
Buccaneers	4	11:35	M.Evans 67 yd. pass from J.Winston (M.Gay kick) (2-72, 0:56)	45	27
Rams	4	9:12	C.Kupp 29 yd. pass from J.Goff (G.Zuerlein kick) (8-75, 2:23)	45	34
Rams	4	8:11	M.Peters 32 yd. interception return (pass failed)	45	40
Buccaneers	4	2:35	M.Gay 21 yd. Field Goal (11-72, 5:36)	48	40
Buccaneers	4	1:06	N.Suh 37 yd. fumble return (M.Gay kick)	55	40



FINAL TEAM STATISTICS



	BUCCANEERS	RAMS		BUCCANEERS	RAMS
TOTAL FIRST DOWNS	27	36	FGs - PATs Had Blocked	0-0	0-0
By Rushing	3	3	Net Punting Average	34.0	41.0
By Passing	22	27	TOTAL RETURN YARDAGE (W/O KOR)	41	32
By Penalty	2	6	No. and Yards Punt Returns	0-0	0-0
THIRD DOWN EFFICIENCY	8-13-62%	4-11-36%	No. and Yards Kickoff Returns	2-34	1-22
FOURTH DOWN EFFICIENCY	0-0-0%	0-1-0%	No. and Yards Interception Returns	3-41	1-32
TOTAL NET YARDS	464	518	PENALTIES Number and Yards	12-99	13-106
Total Offensive Plays	73	81	FUMBLES Number and Lost	0-0	1-1
Average gain per offensive play	6.4	6.4	TOUCHDOWNS	7	5
NET YARDS RUSHING	88	28	Rushing	2	2
Total Rushing Plays	30	11	Passing	4	2
Average gain per rushing play	2.9	2.5	Interceptions	0	1
Tackles for a loss-number and yards	5-8	4-7	Fumbles	1	0
NET YARDS PASSING	376	490	EXTRA POINTS Made-Attempts	7-7	4-5
Times thrown - yards lost attempting to pass	2-9	2-27	Kicking Made-Attempts	7-7	4-4
Gross yards passing	385	517	FIELD GOALS Made-Attempts	2-2	2-2
PASS ATTEMPTS-COMP-HAD INT	41-28-1	68-45-3	RED ZONE EFFICIENCY	5-6-83%	3-4-75%
Avg gain per pass play	8.7	7.0	GOAL TO GO EFFICIENCY	3-4-75%	2-2-100%
KICKOFFS Number-In End Zone-TBs	10-10-9	8-6-5	SAFETIES	0	0
PUNTS Number and Average	2-44.0	1-41.0	FINAL SCORE	55	40
Had Blocked	0	0	TIME OF POSSESSION	32:36	27:24



FINAL INDIVIDUAL STATISTICS



TAMPA BAY BUCCANEERS										LOS ANGELES RAMS														
RUSHING					ATT	YDS	AVG	LG	TD		RUSHING					ATT	YDS	AVG	LG	TD				
R. Jones	19	70	3.7	12	1						T. Gurley	5	16	3.2	13	2								
P. Barber	9	19	2.1	7	1						M. Brown	5	14	2.8	6	0								
D. Ogunbowale	1	0	0.0	0	0						C. Kupp	1	-2	-2.0	-2	0								
J. Winston	1	-1	-1.0	-1	0						Total	11	28	2.5	13	2								
Total	30	88	2.9	24	2						PASSING					ATT	CMP	YDS	SK/YD	TD	LG	IN	RT.	
J. Winston	41	28	385	2/9	4	67	1	120.5			J. Goff	68	45	517	2/27	2	37	3	80.3					
Total	41	28	385	2/9	4	67	1	120.5			Total	68	45	517	2/27	2	37	3	80.3					
RECEIVING					NO	YDS	AVG	LG	TD		RECEIVING					NO	YDS	AVG	LG	TD				
C. Godwin	12	172	14.3	30	2						R. Woods	13	164	12.6	37	0								
M. Evans	4	89	22.3	67	1						C. Kupp	9	121	13.4	29	1								
C. Brate	3	36	12.0	13	1						T. Gurley	7	54	7.7	12	0								
O. Howard	3	33	11.0	14	0						B. Cooks	6	71	11.8	23	0								
D. Ogunbowale	3	16	5.3	7	0						G. Everett	5	44	8.8	15	1								
B. Wilson	1	14	14.0	14	0						T. Higbee	4	41	10.3	13	0								
J. Watson	1	13	13.0	13	0						J. Reynolds	1	22	22.0	22	0								
R. Jones	1	12	12.0	12	0						M. Brown	0	0	0.0	0	0								
B. Perriman	0	0	0.0	0	0						Total	45	517	11.5	37	2								
P. Barber	0	0	0.0	0	0						INTERCEPTIONS					NO	YDS	AVG	LG	TD				
S. Miller	0	0	0.0	0	0						M. Peters	1	32	32.0	32	1								
Total	40	385	13.8	28	4						Total	1	32	32.0	32	1								
INTERCEPTIONS					NO	YDS	AVG	LG	TD		PUNTING					NO	YDS	AVG	NET	TB/120	LG			
L. David	1	26	26.0	26	0						J. Hekker	1	41	41.0	41.0	0/1	41							
J. Whitehead	1	11	11.0	11	0						Total	1	41	41.0	41.0	0/1	41							
S. Barrett	1	4	4.0	4	0						PUNT RETURNS					NO	YDS	AVG	FC	LG	TD			
Total	3	41	13.7	26	0						J. Natson	0	0	0.0	1	0	0							
PUNTING					NO	YDS	AVG	NET	TB/120	LG	[TOUCHBACK]					0	0	0.0	0	0	0			
B. Pinion	2	88	44.0	40.4	0/3	55					Total	0	0	0.0	1	0	0	0	0	0	0			
Total	2	88	44.0	40.4	0/3	55					KICKOFF RETURNS					NO	YDS	AVG	FC	LG	TD			
PUNT RETURNS					NO	YDS	AVG	FC	LG	TD	J. Natson	1	22	22.0	0	22	0							
[DOWNED]	1	0	0.0	0	0	0					[TOUCHBACK]	9	0	0.0	0	0	0							
Total	0	0	0.0	0	0	0					Total	1	22	22.0	0	22	0	0	0	0	0			
KICKOFF RETURNS					NO	YDS	AVG	FC	LG	TD	[TOUCHBACK]					0	0	0.0	0	0	0			
T. Logan	2	34	17.0	0	21	0					Total	1	22	22.0	0	22	0	0	0	0				
[OUT OF BOUNDS]	1	0	0.0	0	0	0					[TOUCHBACK]					0	0	0.0	0	0				
[TOUCHBACK]	5	0	0.0	0	0	0					Total	1	22	22.0	0	22	0	0	0	0				
Total	2	34	17.0	0	21	0					[TOUCHBACK]					0	0	0.0	0	0				



DEFENSIVE STATISTICS (BASED ON GAMEBOOK)



PLAYER	T	S	A	S-YDS	I-YDS	PD	FF	FR	PLAYER	T	S	A	S-YDS	I-YDS	PD	FF	FR
E. Weddle	15	10	5	0-0	0-0	2	0	0	S. Ebukam	3	1	2	0-0	0-0	0	0	0
J. Johnson	11	6	5	0-0	0-0	0	0	0	T. Rapp	3	1	2	0-0	0-0	0	0	0
C. Littleton	8	3	5	1-6	0-0	0	0	0	B. Hager	2	0	2	0-0	0-0	0	0	0
C. Matthews	5	4	1	0-0	0-0	0	0	0	M. Christian	1	1	1	0-0	0-0	0	0	0
M. Brockers	4	1	3	0-0	0-0	1	0	0	M. Peters	1	0	1	0-0	1-32	2	0	0
A. Donald	4	1	3	0-0	0-0	0	0	0	T. Hill	1	0	1	0-0	0-0	0	0	0
D. Fowler	4	1	3	0-0	0-0	0	0	0	T. Howard	2	0	0	0-0	0-0	0	0	0
S. Joseph	3	3	0	1-3	0-0	0	0	0	A. Whitworth	1	0	1	0-0	0-0	0	0	0
N. Robey	3	3	0	0-0	0-0	0	0	0	R. Havenstein	1	0	0	0-0	0-0	0	0	0
A. Talib	3	2	1	0-0	0-0	0	0	0	R. Woods	0	0	1	0-0	0-0	0	0	0
T. Reeder	3	2	1	0-0	0-0	0	0	0	Totals	78	39	38	2-9	1-32	5	0	0



Weather: 57 degrees, cloudy - Attendance 68,988 - Time 3:27



Despite a valiant late rally, the Rams fell to the Seattle Seahawks, 30-29 making their record 3-2. Rams RB Todd Gurley II recorded his second-consecutive multi-touchdown game of the season and 15th of his career, finishing with 15 carries for 51 yards and two touchdowns. Rams TE Gerald Everett recorded a career-best in receiving yards with 136 yards on seven receptions. Starting in place of the LB Bryce Hager, rookie LB Troy Reeder paced the Rams' defense with a team-high of 13 total tackles. The Rams defense opened with a huge takeaway early in the start of the game, as Rams CB Nickell Robey-Coleman ripped the ball loose from Seattle WR Jaron Brown and Rams CB Marcus Peters recovered the early fumble to start them at the Seahawks 33-yard line. This was Robey-Coleman's fourth forced fumble in his career. Los Angeles was able to get on the scoreboard first with a 47-yard field goal by K Greg Zuerlein making it 3-0 with 12:29 left in the first quarter. In the McVay era, the Rams have scored the most points off takeaways with 255 points. Zuerlein added a 32-yarder with 4:59 left to extend the Rams' lead to six. The Seahawks responded with a seven-play, 75-yard drive that resulted in a 13-yard touchdown pass from QB Russell Wilson to WR Tyler Lockett for a 7-6 lead with 49 seconds left in the first quarter. With 8:08 left in the second quarter, the Seahawks were set up for another scoring drive as Wilson connected with WR D.K. Metcalf for a 40-yard touchdown pass to extend Seattle's lead. Los Angeles reached the Seahawks' 20-yard line, when the ball was fumbled and recovered by Seahawks DE Jadeveon Clowney at their own 17. With 1:38 left in the first half, Seattle K Jason Myer's 48-yard attempt went wide right, allowing Los Angeles to take over at their own 38. The Rams capitalized on an eight-play, 62-yard drive that ended with Rams QB Jared Goff firing a nine-yard touchdown pass to WR Cooper Kupp between two defenders making the score 14-13 going into halftime. Keyed by big catches from its tight ends, L.A. opened the second half retaking the lead 20-14 as Gurley found an open lane and ran the ball in for an 8-yard touchdown, marking his 50th career rushing touchdown. The Rams' defense was able to stop Seattle's offense on the following possession, which forced a punt by Michael Dickson that pinned Los Angeles at their own 1-yard line. Unable to get out of the difficult spot, the Rams were forced to punt with Johnny Hekker doing so out of his own endzone which eclipsed his 26,000 career gross punt yards. Given prime field position to work with, the Seahawks responded with Wilson finding WR David Moore from 10 yards out giving Seattle a 21-20 lead with 5:45 left in the third quarter. The Rams would counter with a 27-yard run by Rams WR Brandin Cooks and a 32-yard catch by Everett to set up a one-yard touchdown run by Gurley, giving L.A. a 26-21 lead with 3:07 left in the third quarter. After trading touchdowns, the fourth quarter began with the Rams defense holding the Seahawks to a 42-yard field goal by Myers to maintain the Rams' lead of 26-24 with 13:37 left in the game. On the ensuing drive, Goff connected with Cooks for a 29-yard gain hauled in with one hand. This was his 100th catch as an L.A. Ram. The Rams extended their lead to 29-24 with Zuerlein's successful 36-yard attempt with 9:19 left in the game. Seattle chewed nearly six minutes off the clock on the ensuing drive, with Wilson finding RB Chris Carson from five yards out for his fourth passing touchdown of the night, allowing Seattle to regain the lead. Following the score as Wilson's pass to Metcalf fell incomplete on their 2-point conversion attempt, leaving Seattle with the 30-29 lead with 2:28 left. Facing a third-and-10 from the Rams 36-yard line, Goff's pass intended for Everett was intercepted by Seahawks S Tedric Thompson. The Rams' defense forced Seattle to punt the ball with 1:50 left in the game. The Rams set up Zuerlein with a 44-yard field goal attempt for the win on the following drive with six seconds left, but the kick was wide right giving the Rams a 3-2 record for the season. Despite the loss, the Rams had a notable game on both offense and defense. With 395 passing yards, Goff bested former Rams QB Sam Bradford for the seventh-most passing yards in team history. Goff's 300-yard performance is the 13th of his career. Goff also threw his seventh touchdown of the season to Kupp and the nine-yard touchdown was Kupp's fourth of the season. Kupp finished the night with nine catches, which passed Jared Cook and Cullen Bryant and moved him into the top-35 of L.A.'s all-time receptions leaderboard. He also tallied 117 yards on the night which was his fourth-consecutive 100-yard receiving game and the longest streak of 100-yard receiving games in his career. Defensively, LB Clay Matthews sacked Wilson to record his sixth sack of the season. Matthews has recorded at least 1.0 sacks in five consecutive games since Week 1, good for the longest streak of his career. The Rams have totaled 17.0 sacks, five forced fumbles and two interceptions against the Seahawks since Sean McVay became head coach of the Rams.



STARTING LINEUPS



LOS ANGELES RAMS

SEATTLE SEAHAWKS

TE 81	G. Everett	DE 90	M. Brockers
TE 89	T. Higbee	NT 69	S. Joseph
LT 77	A. Whitworth	DT 99	A. Donald
LG 70	J. Noteboom	DE 97	M. Fox
C 55	Br. Allen	OLB 52	C. Matthews
RG 66	A. Blythe	ILB 58	C. Littleton
RT 79	R. Havenstein	ILB 51	T. Reeder
WR 12	B. Cooks	LCB 22	M. Peters
WR 17	R. Woods	RCB 21	A. Talib
QB 16	J. Goff	OLB 56	D. Fowler
HB 30	T. Gurley	FS 32	E. Weddle

TE 82	L. Wilson	DE 90	J. Clowney
LT 76	D. Brown	DT 72	A. Woods
LG 70	M. Iupati	NT 97	P. Ford
C 68	J. Britt	LEO 94	E. Ansa
RG 78	D. Fluker	SLB 56	M. Kendricks
RT 65	G. Ifedi	MLB 54	B. Wagner
TE 88	W. Dissly	WLB 50	K. Wright
WR 16	T. Lockett	LCB 26	Sq. Griffin
QB 3	R. Wilson	RCB 21	T. Flowers
T 74	G. Fant	SS 30	B. McDougald
RB 32	C. Carson	FS 33	T. Thompson

LOS ANGELES SUBSTITUTIONS: K 4 G.Zuerlein, P 6 J.Hekker, WR 18 C.Kupp, WR 19 J.Natson, CB 20 T.Hill, CB 23 N.Robey, S 26 M.Christian, RB 27 D.Henderson, DB 31 D.Williams, S 33 N.Scott, RB 34 M.Brown, S 43 J.Johnson, LS 44 J.McQuaide, LB 48 T.Howard, OLB 50 S.Ebukam, LB 57 N.Patrick, OL 64 J.Demby, T 73 D.Edwards, TE 82 J.Mundt, WR 83 J.Reynolds, WR 88 M.Thomas, DT 91 G.Gaines, DT 92 T.Smart
LOS ANGELES INACTIVES: WR 14 N.Webster, S 24 T.Rapp, CB 25 D.Long, OLB 45 O.Koronkwo, LB 54 B.Hager, C 65 C.Shelton, T 71 B.Evans
LOS ANGELES DID NOT PLAY: QB 5 B.Bortles



SCORING SUMMARY



		1	2	3	4	OT	TOTAL	FIELD GOALS	
VISITOR	Los Angeles Rams	6	7	13	3	-	29	(47)	(32)
HOME	Seattle Seahawks	7	7	7	9	-	30	(36)	44WR (42)

TEAM	Qtr	Time	Play (Extra Point) (Drive Info)	Visitor	Home
Rams	1	12:24	G.Zuerlein 47 yd. Field Goal (4-4, 1:23)	3	0
Rams	1	4:55	G.Zuerlein 32 yd. Field Goal (10-55, 4:32)	6	0
Seahawks	1	0:49	T.Lockett 13 yd. pass from R.Wilson (J.Myers kick) (7-75, 4:06)	6	7
Seahawks	2	8:08	DK.Metcalf 40 yd. pass from R.Wilson (J.Myers kick) (5-73, 2:46)	6	14
Rams	2	0:06	C.Kupp 9 yd. pass from J.Goff (G.Zuerlein kick) (8-62, 1:28)	13	14
Rams	3	12:07	T.Gurley 8 yd. run (G.Zuerlein kick) (6-75, 2:53)	20	14
Seahawks	3	5:45	D.Moore 10 yd. pass from R.Wilson (J.Myers kick) (6-47, 2:59)	20	21
Rams	3	3:07	T.Gurley 1 yd. run (run failed) (5-75, 2:38)	26	21
Seahawks	4	13:37	J.Myers 42 yd. Field Goal (9-51, 4:30)	26	24
Rams	4	9:19	G.Zuerlein 36 yd. Field Goal (10-57, 4:18)	29	24
Seahawks	4	2:28	C.Carson 5 yd. pass from R.Wilson (pass failed) (12-75, 6:51)	29	30



FINAL TEAM STATISTICS



	RAMS	SEAHAWKS		RAMS	SEAHAWKS
TOTAL FIRST DOWNS	24	25	FGs - PATs Had Blocked	0-0	0-0
By Rushing	5	10	Net Punting Average	51.0	43.5
By Passing	18	12	TOTAL RETURN YARDAGE (W/O KOR)	16	0
By Penalty	1	3	No. and Yards Punt Returns	2-16	1-0
THIRD DOWN EFFICIENCY	3-11-27%	3-10-30%	No. and Yards Kickoff Returns	0-0	1-33
FOURTH DOWN EFFICIENCY	0-0-0%	1-1-100%	No. and Yards Interception Returns	0-0	1-0
TOTAL NET YARDS	477	429	PENALTIES Number and Yards	6-45	5-45
Total Offensive Plays	67	67	FUMBLES Number and Lost	1-1	1-1
Average gain per offensive play	7.1	6.4	TOUCHDOWNS	3	4
NET YARDS RUSHING	82	167	Rushing	2	0
Total Rushing Plays	18	43	Passing	1	4
Average gain per rushing play	4.6	3.9	EXTRA POINTS Made-Attempts	2-3	3-4
Tackles for a loss-number and yards	2-6	4-13	Kicking Made-Attempts	2-2	3-3
NET YARDS PASSING	395	262	FIELD GOALS Made-Attempts	3-4	0-1
Times thrown - yards lost attempting to pass	0-0	1-6	RED ZONE EFFICIENCY	3-5-60%	3-4-75%
Gross yards passing	395	268	GOAL TO GO EFFICIENCY	2-2-100%	2-2-100%
PASS ATTEMPTS-COMP-HAD INT	49-29-1	23-17-0	SAFETIES	0	0
Avg gain per pass play	8.1	10.9	FINAL SCORE	29	30
KICKOFFS Number-In End Zone-TBs	7-6-6	6-6-6	TIME OF POSSESSION	24:42	35:18
PUNTS Number and Average	3-51.0	4-47.5			
Had Blocked	0	0			



FINAL INDIVIDUAL STATISTICS



LOS ANGELES RAMS							SEATTLE SEAHAWKS										
RUSHING	ATT	YDS	AVG	LG	TD		RUSHING	ATT	YDS	AVG	LG	TD					
T. Gurley	15	51	3.4	12	2		C. Carson	27	118	4.4	14	0					
B. Cooks	1	27	27.0	27	0		R. Wilson	8	32	4.0	12	0					
M. Brown	1	3	3.0	3	0		R. Penny	6	18	3.0	8	0					
J. Goff	1	1	1.0	1	0		W. Dissly	1	7	7.0	7	0					
Total	18	82	4.6	27	2		T. Lockett	1	-8	-8.0	-8	0					
							Total	43	167	3.9	14	0					
PASSING	ATT	CMP	YDS	SK/YD	TD	LG	IN	RT.	PASSING	ATT	CMP	YDS	SK/YD	TD	LG	IN	RT.
J. Goff	49	29	395	0/0	1	32	1	83.3	R. Wilson	23	17	268	1/6	4	40	0	151.8
Total	49	29	395	0/0	1	32	1	83.3	Total	23	17	268	1/6	4	40	0	151.8
RECEIVING	NO	YDS	AVG	LG	TD		RECEIVING	NO	YDS	AVG	LG	TD					
C. Kupp	9	117	13.0	26	1		W. Dissly	4	81	20.3	38	0					
G. Everett	7	136	19.4	32	0		T. Lockett	4	51	12.8	17	1					
R. Woods	5	48	9.6	17	0		DK. Metcalf	2	44	22.0	40	1					
T. Higbee	3	47	15.7	20	0		J. Brown	2	36	18.0	21	0					
T. Gurley	3	6	2.0	3	0		R. Penny	2	31	15.5	30	0					
B. Cooks	1	29	29.0	29	0		D. Moore	1	10	10.0	10	1					
J. Reynolds	1	12	12.0	12	0		L. Willson	1	10	10.0	10	0					
Total	29	395	13.6	32	1		C. Carson	1	5	5.0	5	1					
							Total	17	268	15.8	40	4					
INTERCEPTIONS	NO	YDS	AVG	LG	TD		INTERCEPTIONS	NO	YDS	AVG	LG	TD					
Total	0	0	0.0	0	0		T. Thompson	1	0	0.0	0	0					
							Total	1	0	0.0	0	0					
PUNTING	NO	YDS	AVG	NET	TB/I20	LG		PUNTING	NO	YDS	AVG	NET	TB/I20	LG			
J. Hekker	3	153	51.0	51.0	0/1	59		M. Dickson	4	190	47.5	43.5	0/2	56			
Total	3	153	51.0	51.0	0/1	59		Total	4	190	47.5	43.5	0/2	56			
PUNT RETURNS	NO	YDS	AVG	FC	LG	TD		PUNT RETURNS	NO	YDS	AVG	FC	LG	TD			
J. Natson	2	16	8.0	0	15	0		T. Lockett	1	0	0.0	1	0	0			
[DOWNED]	1	0	0.0	0	0	0		[OUT OF BOUNDS]	1	0	0.0	0	0	0			
[OUT OF BOUNDS]	1	0	0.0	0	0	0		Total	1	0	0.0	1	0	0			
Total	2	16	8.0	0	15	0											
KICKOFF RETURNS	NO	YDS	AVG	FC	LG	TD		KICKOFF RETURNS	NO	YDS	AVG	FC	LG	TD			
[TOUCHBACK]	6	0	0.0	0	0	0		T. Lockett	1	33	33.0	0	33	0			
Total	0	0	0.0	0	0	0		[TOUCHBACK]	6	0	0.0	0	0	0			
								Total	1	33	33.0	0	33	0			



DEFENSIVE STATISTICS (BASED ON GAMEBOOK)



PLAYER	T	S	A	S-YDS	I-YDS	PD	FF	FR	PLAYER	T	S	A	S-YDS	I-YDS	PD	FF	FR
T. Reeder	13	8	5	0-0	0-0	0	0	0	A. Talib	3	1	2	0-0	0-0	1	0	0
E. Weddle	7	4	3	0-0	0-0	0	0	0	N. Robey	2	2	0	0-0	0-0	0	1	0
C. Littleton	7	3	4	0-0	0-0	0	0	0	M. Peters	2	2	0	0-0	0-0	0	0	1
S. Joseph	6	3	3	0-0	0-0	0	0	0	G. Gaines	2	2	0	0-0	0-0	0	0	0
M. Brockers	6	3	3	0-0	0-0	0	0	0	S. Ebukam	1	0	1	0-0	0-0	0	0	0
C. Matthews	5	4	1	1-6	0-0	0	0	0	T. Hill	1	0	1	0-0	0-0	0	0	0
J. Johnson	5	2	3	0-0	0-0	0	0	0	T. Smart	1	0	1	0-0	0-0	0	0	0
D. Fowler	4	2	2	0-0	0-0	0	0	0	T. Howard	0	1	0	0-0	0-0	0	0	0
M. Fox	3	3	0	0-0	0-0	0	0	0	M. Brown	0	1	0	0-0	0-0	0	0	0
A. Donald	3	2	1	0-0	0-0	0	0	0	T. Higbee	0	1	0	0-0	0-0	0	0	0
M. Christian	3	2	1	0-0	0-0	0	0	0	Totals	74	46	31	1-6	0-0	1	1	1



Weather: 77 degrees, sunny - Attendance 75,695 - Time 3:11



On the third play of the game, Rams DT Aaron Donald flew off the edge for a third-down sack on 49ers QB Jimmy Garoppolo to force a punt that resulted in a Rams scoring drive. Upon regaining possession, Rams QB Jared Goff didn't attempt a single pass on Los Angeles' opening series, as L.A. instead ran the ball on seven consecutive run plays. Rams RB Malcolm Brown contributed 40 yards on the ground, and his efforts ended with Rams WR Robert Woods taking a pitch on a wide receiver reverse eight yards for a touchdown to put the Rams up 7-0 with 9:17 left in the first quarter. This was Woods' second rushing touchdown of his career, first touchdown of the season and the first rushing touchdown San Francisco allowed this season. The 49ers responded from their previous 3-and-out in their first drive with a rushing touchdown of their own to even the score at seven points apiece. Three minutes into the second quarter, Rams CB Marcus Peters picked off a red-zone pass by Garoppolo after San Francisco reached the L.A. 2 yard-line. This was his second interception of the season and the 24th of his career. With the ball back in L.A.'s possession, the Rams went for it on 4th and goal from the 1-yard line but failed to convert on the ensuing drive, as Brown was stopped short of the goal line with 3:14 left in the second quarter. San Francisco chewed the remaining clock to set up a 55-yard field goal by 49ers K Robbie Gould, but it fell short and Rams WR Jojo Natson nearly returned the field goal from the back of the end zone, leaving a 7-7 tie at halftime. Natson finished the day with 79 yards on kick returns making it his second-highest total of his career. Starting off the second half, the Rams lost the ball on a mishandled pitch that resulted in the 49ers recovering the fumble at the Rams 17. San Francisco capitalized with a one-yard touchdown run by Garoppolo to extend their lead to 14-7. Another long drive by the 49ers was unsuccessful as the Rams' defense forced San Francisco to settle for a 25-yard field goal by Gould for a 17-7 lead with 4:58 left in the third quarter. A three-and-out late in the third quarter by Los Angeles' offense set up an 11-play, 63-yard drive for the 49ers that took a little over six and a half minutes off the clock and ended with a 34-yard field goal, bringing the score to 20-7. Trying to add more points to the scoreboard, the Rams chose to go for it on fourth-and-1 from their own 44, but failed to convert on the ensuing drive. The defense responded on the Niners ensuing possession with a sack-fumble caused by Aaron Donald. The ball was scooped up by Rams LB Corey Littleton at the LA 42. He returned it 10 yards before laterally to Rams CB Nickell Robey-Coleman for another 12-yard gain, setting Los Angeles up at the San Francisco 36 yard-line. This was Donald's first forced fumble of the season and 14th of his career. The fumble recovery by Littleton marked his second of the season. Despite the momentum created by the defense, the offense was unable to capitalize. Goff's pass intended for Rams WR Cooper Kupp on fourth-and-2 fell incomplete, with the 49ers taking over on downs. The Rams' offense would get a similar opportunity after a third-down stop by their defense, but it ended with a turnover on downs at their own 46 with 2:24 left. From there, the 49ers ran out the clock to secure the 20-7 victory. Despite the loss, the Rams' defense had a noteworthy game. With two sacks on the day, Donald tied DE Robert Quinn for fourth on the Rams all-time sack leaderboard with 62.5 career sacks. Donald accomplished the feat in 84 games, while Quinn reached the mark in 94. He now has three sacks this season. Donald also reached the 350-tackle plateau following a seven-tackle performance on Sunday. Littleton finished the day with 14 tackles, tying his career high that he previously set in Week 1. The Rams were able to hold San Francisco to 99 rushing yards which was their second-lowest total in a game this season. The Rams' run defense held San Francisco to its shortest long run in a game this season, limiting the 49ers to a long run of 9 yards and 2.4 yards per rush. Sunday was the first time Garoppolo did not throw a touchdown in the game and it was the second time since he had joined the 49ers. Rams rookie RB Darrell Henderson Jr. finished with six carries for 39 yards in his first action since Week 1, while Rams RB Malcolm Brown added 11 carries for 40 yards. There are 34 days until the Rams host the Chicago Bears in Week 11.



STARTING LINEUPS



SAN FRANCISCO 49ERS

WR 18	D. Pettis	LDE 97	N. Suh
LT 67	J. Skule	LDT 93	V. Vea
LG 75	L. Tomlinson	RDT 99	W. Gholston
C 58	W. Richburg	RDE 91	C. Nassib
RG 68	M. Person	MIKE 54	A. Nelson
RT 60	D. Brunskill	WILL 56	L. David
TE 85	G. Kittle	LCB 25	S. Barrett
WR 11	M. Goodwin	RCB 41	C. Davis
WR 82	R. Dwelley	NB 24	V. Hargeaves
RB 26	T. Coleman	FS 20	M. Edwards
QB 10	J. Garoppolo	SS 29	J. Whitehead

LOS ANGELES RAMS

WR 18	C. Kupp	DE 90	M. Brockers
TE 89	T. Higbee	NT 69	S. Joseph
LT 77	A. Whitworth	DT 99	A. Donald
LG 70	J. Noteboom	WILL 56	D. Fowler
C 55	Br. Allen	OLB 50	S. Ebukam
RG 66	A. Blythe	ILB 58	C. Littleton
RT 79	R. Havenstein	ILB 51	T. Reeder
WR 12	B. Cooks	LCB 22	M. Peters
WR 17	R. Woods	RCB 20	T. Hill
QB 16	J. Goff	SS 43	J. Johnson
HB 34	M. Brown	FS 32	E. Weddle

LOS ANGELES SUBSTITUTIONS: K 4 G.Zuerlein, P 6 J.Hekker, WR 19 J.Natson, CB 23 N.Robey, S 24 T.Rapp, S 26 M.Christian, RB 27 D.Henderson, DB 31 D.Williams, S 33 N.Scott, RB 42 J.Kelly, LS 44 J.McQuaide, OLB 45 O.Okoronkwo, LB 48 T.Howard, LB 54 B.Hager, LB 57 N.Patrick, OL 64 J.Demby, T 73 D.Edwards, TE 81 G.Everett, TE 82 J.Mundt, WR 83 J.Reynolds, WR 88 M.Thomas, DT 91 G.Gaines, DE 97 M.Fox

LOS ANGELES INACTIVES: CB 21 A.Talib, CB 25 D.Long, RB 30 T.Gurley, LB 52 C.Matthews, C 65 C.Shelton, T 71 B.Evans, DT 92 T.Smart

LOS ANGELES DID NOT PLAY: QB 5 B.Bortles



SCORING SUMMARY



		1	2	3	4	OT	TOTAL	FIELD GOALS	
VISITOR	San Francisco 49ers	7	0	10	3	-	20	55SH (25) (34)	
HOME	Los Angeles Rams	7	0	0	0	-	7		
Clock									
TEAM	Qtr	Time	Play (Extra Point) (Drive Info)				Visitor	Home	
Rams	1	9:17	R.Woods 8 yd. run (G.Zuerlein kick) (7-56, 3:36)				0	7	
49ers	1	3:39	T.Coleman 2 yd. run (R.Gould kick) (10-75, 5:38)				7	7	
49ers	3	12:50	J.Garoppolo 1 yd. run (R.Gould kick) (4-17, 2:01)				14	7	
49ers	3	4:58	R.Gould 25 yd. Field Goal (12-50, 6:18)				17	7	
49ers	4	12:03	R.Gould 34 yd. Field Goal (11-43, 6:38)				20	7	



FINAL TEAM STATISTICS



	49ERS	RAMS		49ERS	RAMS
TOTAL FIRST DOWNS	22	10	FGs - PATs Had Blocked	0-0	0-0
By Rushing	8	9	Net Punting Average	37.8	46.2
By Passing	14	1	TOTAL RETURN YARDAGE (W/O KOR)	38	8
By Penalty	0	0	No. and Yards Punt Returns	3-38	1-8
THIRD DOWN EFFICIENCY	8-17-47%	0-9-0%	No. and Yards Kickoff Returns	1-18	3-74
FOURTH DOWN EFFICIENCY	1-1-100%	0-4-0%	No. and Yards Interception Returns	0-0	1-0
TOTAL NET YARDS	331	157	PENALTIES Number and Yards	4-30	8-59
Total Offensive Plays	76	50	FUMBLES Number and Lost	1-1	2-1
Average gain per offensive play	4.4	3.1	TOUCHDOWNS	2	1
NET YARDS RUSHING	99	109	Rushing	2	1
Total Rushing Plays	41	22	Passing	0	0
Average gain per rushing play	2.4	5.0	Interceptions	0	1
Tackles for a loss-number and yards	3-4	3-6	Fumbles	1	2
NET YARDS PASSING	232	48	EXTRA POINTS Made-Attempts	2-2	1-1
Times thrown - yards lost attempting to pass	2-11	4-30	Kicking Made-Attempts	2-2	1-1
Gross yards passing	243	78	FIELD GOALS Made-Attempts	2-3	0-0
PASS ATTEMPTS-COMP-HAD INT	33-24-1	24-13-0	RED ZONE EFFICIENCY	2-5-40%	1-2-50%
Avg gain per pass play	6.6	1.7	GOAL TO GO EFFICIENCY	2-4-50%	1-2-50%
KICKOFFS Number-In End Zone-TBs	5-3-2	2-2-1	SAFETIES	0	0
PUNTS Number and Average	4-39.8	5-53.8	FINAL SCORE	20	7
Had Blocked	0	0	TIME OF POSSESSION	38:52	21:08



FINAL INDIVIDUAL STATISTICS



SAN FRANCISCO 49ERS										LOS ANGELES RAMS									
RUSHING		ATT	YDS	AVG	LG	TD				RUSHING		ATT	YDS	AVG	LG	TD			
T. Coleman	18	45	2.5	9	1				M. Brown	11	40	3.6	10	0					
M. Breida	13	36	2.8	9	0				D. Henderson	6	39	6.5	22	0					
R. Mostert	4	13	3.3	8	0				R. Woods	2	16	8.0	8	1					
J. Garoppolo	5	4	0.8	4	1				B. Cooks	2	14	7.0	9	0					
D. Samuel	1	1	1.0	1	0				J. Goff	1	0	0.0	0	0					
Total	41	99	2.4	9	2				Total	22	109	5.0	22	1					
PASSING		ATT	CMP	YDS	SK/YD	TD	LG	IN	RT.	PASSING		ATT	CMP	YDS	SK/YD	TD	LG	IN	RT.
J. Garoppolo	33	24	243	2/11	0	45	1	80.7	J. Goff		24	13	78	4/30	0	12	0	60.8	
Total	33	24	243	2/11	0	45	1	80.7	Total		24	13	78	4/30	0	12	0	60.8	
RECEIVING		NO	YDS	AVG	LG	TD				RECEIVING		NO	YDS	AVG	LG	TD			
G. Kittle	8	103	12.9	45	0				C. Kupp	4	17	4.3	6	0					
M. Breida	4	27	6.8	17	0				T. Higbee	3	25	8.3	9	0					
D. Pettis	3	45	15.0	21	0				B. Cooks	3	18	6.0	8	0					
D. Samuel	3	18	6.0	14	0				G. Everett	2	9	4.5	12	0					
T. Coleman	2	16	8.0	14	0				D. Henderson	1	9	9.0	9	0					
M. Goodwin	2	15	7.5	11	0				R. Woods	0	0	0.0	0	0					
K. Bourne	1	11	11.0	11	0				J. Reynolds	0	0	0.0	0	0					
L. Toilolo	1	8	8.0	8	0				Total	24	78	6.0	12	0					
Total	24	243	10.1	45	0				Total	24	78	6.0	12	0					
INTERCEPTIONS		NO	YDS	AVG	LG	TD				INTERCEPTIONS		NO	YDS	AVG	LG	TD			
Total	0	0	0	0	0				M. Peters	1	0	0.0	0	0					
Total	0	0	0	0	0				Total	1	0	0.0	0	0					
PUNTING		NO	YDS	AVG	NET	TB/I20	LG				PUNTING		NO	YDS	AVG	NET	TB/I20	LG	
M. Wishnowsky	4	159	39.8	37.8	0/0	51				J. Hekker	5	269	53.8	46.2	0/1	61			
Total	4	159	39.8	37.8	0/0	51				Total	5	269	53.8	46.2	0/1	61			
PUNT RETURNS		NO	YDS	AVG	FC	LG	TD				PUNT RETURNS		NO	YDS	AVG	FC	LG	TD	
R. James Jr.	3	38	12.7	2	18	0				J. Natson	1	8	8.0	0	8	0			
Total	3	38	12.7	2	18	0				[DOWNED]	2	0	0.0	0	0	0			
Total	3	38	12.7	2	18	0				[OUT OF BOUNDS]	1	0	0.0	0	0	0			
Total	1	18	18.0	0	18	0				Total	1	8	8.0	0	8	0			
KICKOFF RETURNS		NO	YDS	AVG	FC	LG	TD				KICKOFF RETURNS		NO	YDS	AVG	FC	LG	TD	
R. James Jr.	1	18	18.0	0	18	0				J. Natson	3	74	24.7	0	27	0			
[TOUCHBACK]	1	0	0.0	0	0	0				[TOUCHBACK]	2	0	0.0	0	0	0			
Total	1	18	18.0	0	18	0				Total	3	74	24.7	0	27	0			



DEFENSIVE STATISTICS (BASED ON GAMEBOOK)



PLAYER	T	S	A	S-YDS	I-YDS	PD	FF	FR	PLAYER	T	S	A	S-YDS	I-YDS	PD	FF	FR
C. Littleton	14	9	5	0-0	0-0	1	0	1	M. Brockers	4	1	3	0-0	0-0	0	0	0
T. Reeder	10	7	3	0-0	0-0	0	0	0	G. Gaines	4	0	4	0-0	0-0	0	0	0
E. Weddle	10	4	6	0-0	0-0	0	0	0	N. Patrick	1	1	0	0-0	0-0	0	0	0
J. Johnson	9	4	5	0-0	0-0	0	0	0	M. Fox	1	0	1	0-0	0-0	0	0	0
A. Donald	7	4	3	2-11	0-0	0	1	0	D. Fowler	1	0	1	0-0	0-0	0	0	0
S. Joseph	6	5	1	0-0	0-0	0	0	0	M. Christian	0	0	0	0-0	0-0	0	0	0
T. Rapp	6	4	2	0-0	0-0	0	0	0	N. Scott	0	0	0	0-0	0-0	0	0	0
T. Hill	5	4	1	0-0	0-0	1	0	0	J. Mundt	0	1	0	0-0	0-0	0	0	0
S. Ebukam	5	2	3	0-0	0-0	0	0	0	D. Henderson	0	1	0	0-0	0-0	0	0	0
N. Robey	4	4	0	0-0	0-0	0	0	0	R. Havenstein	0	0	0	0-0	0-0	0	0	1
M. Peters	4	2	2	0-0	1-0	1	0	0	Totals	91	53	40	2-11	1-0	3	1	2



Weather: 66 degrees, cloudy - Attendance 71,856 - Time 3:03



With a complete performance in all three phases, the Los Angeles Rams got back to their winning ways with a 37-10 victory over the Atlanta Falcons on Sunday at Mercedes-Benz Stadium. After trailing 3-0 early, the Rams proceeded to score 30 straight points before the Falcons would answer with a late touchdown, helping them snap out of their first-ever three-game losing streak under Head Coach Sean McVay. On the first drive of the game, the Rams' defense forced Atlanta to a field goal as Falcons K Matt Bryant made a 52-yarder to give Atlanta the first points of the contest and an early 3-0 lead. Rams responded by mounting a drive that ended in field goal distance, but Rams K Greg Zuerlein missed a 42-yard attempt wide left. Zuerlein would later make up for it with a successful 55-yard field goal to tie the contest 3-3 with 1:42 left in the first quarter. This was Zuerlein's 31st career field goal of 50+ yards. With 11:22 left in the second quarter, the Rams' offense dominated up the field, which resulted in Rams RB Todd Gurley II catching an over-the-shoulder touchdown grab, pushing the Rams lead 10-3. This was Gurley's first receiving touchdown of the season an 11th of his career. With the ball back in the Falcons' possession, the Rams' defense did not let up as they forced a punt back to L.A. Zuerlein's second field goal of the day, a 25-yarder, extended the Rams' lead to 13-3 with two minutes left in the first half. A fake punt that yielded a 23-yard completion from Rams P Johnny Hekker to Rams S Nick Scott to push Los Angeles inside the Atlanta 25, was the crucial play that extended Los Angeles' scoring drive. L.A. took over at its own 40 after Bryant sent a 50-yard field goal attempt wide left but couldn't convert, going 3-and-out with three consecutive incompletions by the Rams. The Falcons took over at their own 45 on the ensuing drive with 58 seconds left, but the Rams' defense dominated as Rams DT Dante Fowler Jr. sacked and forced a fumble from Falcons QB Matt Ryan. With the Falcons unable to convert on the prime field position, they were forced to punt back to Los Angeles with 17 seconds left in the first half. Rams PR JoJo Natson returned the punt 35 yards, making that his longest punt return of the season. Los Angeles went into halftime with a 13-3 lead. The Rams opened up the second half with a 9-play, 75-yard drive, which chewed four and a half minutes off the clock and ended with an eight-yard touchdown pass from Goff to Rams TE Gerald Everett. That connection between Rams quarterback and tight end proved pivotal, as they connected on a 33-yard gain through the air earlier in the series. Goff added a one-yard touchdown run with 6:39 left in the third quarter to push the Rams' lead to 24. With 13:50 left in the fourth quarter, reigning NFL Defensive Player of the Year Aaron Donald sacked Ryan, forced a fumble and fumble recovery to set up L.A. at its own 36. The takeaway by Donald led to a 20-yard field goal by Zuerlein to boost the Rams' lead to 27 with 5:46 left. Though the Falcons would respond with a touchdown-scoring drive of their own with Falcons backup QB Matt Schaub finding Falcons TE Austin Hooper in the endzone from 10 yards out, put the score to 30-10 with 2:35 left. Atlanta's ensuing onside kick went out of bounds, giving Los Angeles possession near midfield. Punting with 28 seconds left, Rams CB Darius Williams recovered LB Troy Reeder's forced fumble in the endzone to make it a 37-10 victory for the Rams. The Rams had a notable game on both offense and defense. For the 24th time since the start of the 2017 season, the Rams scored 30-plus points, a feat only achieved three times during the 2015 and 2016 seasons combined. The Rams are 21-3 when scoring at least 30 points under Head Coach Sean McVay. Since McVay took over as head coach, Los Angeles has scored 1,202 points. Gurley finished with 18 carries for 41 yards plus his first 13-yard touchdown catch of the season from Goff. Goff threw his second touchdown of the day to Everett, making that Everett's second touchdown of the season and seventh of his career. WR Cooper Kupp eclipsed the 2,000 career receiving yards, recording 50 yards on Sunday. Rookie RB Darrell Henderson Jr. had his second-consecutive game rushing for 30+ yards, finishing the day with 31 yards on the ground. Defensively, Donald passed former teammate, Robert Quinn, for third-most sacks in team history. Donald registered his fourth sack of the season to give him 63.5 for his career. Dante Fowler Jr. finished the game with a career-best 3.0 sacks (21.0 career). Donald was the last Ram to record 3.0 or more sacks in a single game. Newcomer Jalen Ramsey – who the Rams acquired via a trade earlier in the week – managed to collect four tackles and one forced fumble. This was Ramsey's second forced fumble of the season and third in his career. The Rams finished the day with 5.0 team sacks, the most in a game this season.



STARTING LINEUPS



LOS ANGELES RAMS

WR 18	C. Kupp	DE 90	M. Brockers
TE 89	T. Higbee	NT 69	S. Joseph
LT 77	A. Whitworth	DT 99	A. Donald
LG 73	D. Edwards	WILL 56	D. Fowler
C 55	Br. Allen	OLB 50	S. Ebukam
RG 66	A. Blythe	ILB 58	C. Littleton
RT 79	R. Havenstein	ILB 51	T. Reeder
WR 12	B. Cooks	LCB 22	T. Hill
WR 17	R. Woods	RCB 31	D. Williams
QB 16	J. Goff	SS 24	T. Rapp
RB 30	T. Gurley	FS 32	E. Weddle

ATLANTA FALCONS

WR 11	J. Jones	DE 98	T. McKinley
WR 12	M. Sanu	DT 97	G. Jarrett
LT 70	J. Matthews	DT 96	T. Davison
LG 77	J. Carpenter	DE 93	A. Bailey
C 51	A. Mack	LB 59	D. Campbell
RG 68	J. Brown	LB 45	D. Jones
RT 76	K. McGary	CB 26	I. Oliver
TE 81	A. Hooper	CB 20	K. Sheffield
QB 2	M. Ryan	S 37	R. Allen
RB 24	D. Freeman	S 36	K. Ishmael
FB 40	K. Smith	S 27	D. Kazee

LOS ANGELES SUBSTITUTIONS: K 4 G.Zuerlein, QB 5 B.Bortles, P 6 J.Hekker, WR 19 J.Natson, DB 20 J.Ramsey, CB 23 N.Robey, CB 25 D.Long, S 26 M.Christian, RB 27 D.Henderson, S 33 N.Scott, DB 39 J.Gervase, RB 42 J.Kelly, LS 44 J.McQuaide, OLB 45 O.Okoronkwo, LB 48 T.Howard, LB 57 N.Patrick, C 65 C.Shelton, T 71 B.Evans, TE 81 G.Everett, TE 82 J.Mundt, WR 83 J.Reynolds, WR 88 M.Thomas, DT 92 T.Smart, DE 97 M.Fox

LOS ANGELES INACTIVES: RB 34 M.Brown, LB 41 K.Young, LB 52 C.Matthews, LB 54 B.Hager, T 63 A.Corbett, OL 64 J.Demby, DT 91 G.Gaines

LOS ANGELES DID NOT PLAY:



SCORING SUMMARY



		1	2	3	4	OT	TOTAL	FIELD GOALS	
VISITOR	Los Angeles Rams	3	10	14	10	-	37	40LU (55)	(25) (20)
HOME	Atlanta Falcons	3	0	0	7	-	10	(52)	50WL
Clock									
TEAM	Qtr	Time	Play (Extra Point) (Drive Info)				Visitor	Home	
Falcons	1	11:23	M.Bryant 52 yd. Field Goal (9-33, 3:37)				0	3	
Rams	1	1:42	G.Zuerlein 55 yd. Field Goal (5-20, 1:24)				3	3	
Rams	2	11:16	T.Gurley 13 yd. pass from J.Goff (G.Zuerlein kick) (9-85, 3:44)				10	3	
Rams	2	1:56	G.Zuerlein 25 yd. Field Goal (11-70, 4:51)				13	3	
Rams	3	10:35	G.Everett 8 yd. pass from J.Goff (G.Zuerlein kick) (9-75, 4:25)				20	3	
Rams	3	6:34	J.Goff 1 yd. run (G.Zuerlein kick) (5-16, 3:09)				27	3	
Rams	4	5:42	G.Zuerlein 20 yd. Field Goal (15-62, 8:04)				30	3	
Falcons	4	2:36	A.Hooper 10 yd. pass from M.Schaub (M.Bryant kick) (8-75, 3:06)				30	10	
Rams	4	0:11	D.Williams fumble recovery in end zone (G.Zuerlein kick)				37	10	



FINAL TEAM STATISTICS



	RAMS	FALCONS		RAMS	FALCONS
TOTAL FIRST DOWNS	23	14	FGs - PATs Had Blocked	0-0	0-0
By Rushing	9	1	Net Punting Average	33.7	33.8
By Passing	13	12	TOTAL RETURN YARDAGE (W/O KOR)	42	-6
By Penalty	1	1	No. and Yards Punt Returns	4-36	1-6
THIRD DOWN EFFICIENCY	8-16-50%	3-12-25%	No. and Yards Kickoff Returns	0-0	2-65
FOURTH DOWN EFFICIENCY	1-1-100%	0-0-0%	No. and Yards Interception Returns	1-6	0-0
TOTAL NET YARDS	381	224	PENALTIES Number and Yards	5-24	5-48
Total Offensive Plays	74	53	FUMBLES Number and Lost	0-0	4-2
Average gain per offensive play	5.1	4.2	TOUCHDOWNS	4	1
NET YARDS RUSHING	90	38	Rushing	1	0
Total Rushing Plays	36	15	Passing	2	1
Average gain per rushing play	2.5	2.5	Fumbles	1	0
Tackles for a loss-number and yards	7-15	2-13	EXTRA POINTS Made-Attempts	4-4	1-1
NET YARDS PASSING	291	186	Kicking Made-Attempts	4-4	1-1
Times thrown - yards lost attempting to pass	0-0	5-38	FIELD GOALS Made-Attempts	3-4	1-2
Gross yards passing	291	224	RED ZONE EFFICIENCY	3-5-60%	1-1-100%
PASS ATTEMPTS-COMP-HAD INT	38-23-0	33-22-1	GOAL TO GO EFFICIENCY	1-3-33%	0-0-0%
Avg gain per pass play	7.7	4.9	SAFETIES	0	0
KICKOFFS Number-In End Zone-TBs	8-7-6	3-2-2	FINAL SCORE	37	10
PUNTS Number and Average	3-31.7	5-41.0	TIME OF POSSESSION	37:09	22:51
Had Blocked	0	0			



FINAL INDIVIDUAL STATISTICS



LOS ANGELES RAMS										ATLANTA FALCONS									
RUSHING	ATT	YDS	AVG	LG	TD					RUSHING	ATT	YDS	AVG	LG	TD				
T. Gurley	18	41	2.3	10	0					D. Freeman	7	19	2.7	9	0				
D. Henderson	11	31	2.8	9	0					B. Hill	5	11	2.2	5	0				
J. Kelly	3	9	3.0	6	0					I. Smith	1	7	7.0	7	0				
R. Woods	1	6	6.0	6	0					M. Ryan	1	2	2.0	2	0				
J. Goff	3	3	1.0	2	1					M. Schaub	1	-1	-1.0	-1	0				
Total	36	90	2.5	10	1					Total	15	38	2.5	9	0				
PASSING	ATT	CMP	YDS	SK/YD	TD	LG	IN	RT.		PASSING	ATT	CMP	YDS	SK/YD	TD	LG	IN	RT.	
J. Goff	37	22	268	0/0	2	33	0	99.8		M. Ryan	27	16	159	5/38	0	39	1	60.6	
J. Hekker	1	1	23	0/0	0	23	0	118.8		M. Schaub	6	6	65	0/0	1	19	0	151.4	
Total	38	23	291	0/0	2	33	0	102.0		Total	33	22	224	5/38	1	19	1	83.4	
RECEIVING	NO	YDS	AVG	LG	TD					RECEIVING	NO	YDS	AVG	LG	TD				
C. Kupp	6	50	8.3	17	0					J. Jones	6	93	15.5	39	0				
R. Woods	5	80	16.0	25	0					A. Hooper	4	46	11.5	19	1				
B. Cooks	4	59	14.8	21	0					C. Ridley	4	30	7.5	14	0				
G. Everett	4	50	12.5	33	1					J. Hardy	2	19	9.5	15	0				
N. Scott	1	23	23.0	23	0					B. Hill	2	14	7.0	12	0				
T. Gurley	1	13	13.0	13	1					D. Freeman	2	6	3.0	4	0				
T. Higbee	1	8	8.0	8	0					R. Gage	1	13	13.0	13	0				
D. Henderson	1	8	8.0	8	0					M. Sanu	1	3	3.0	3	0				
J. Mundt	0	0	0.0	0	0					K. Smith	0	0	0.0	0	0				
J. Reynolds	0	0	0.0	0	0					K. Barner	0	0	0.0	0	0				
Total	23	291	12.7	33	2					Total	22	224	10.2	39	1				
INTERCEPTIONS	NO	YDS	AVG	LG	TD					INTERCEPTIONS	NO	YDS	AVG	LG	TD				
C. Littleton	1	6	6.0	6	0					Total	0	0	0.0	0	0				
Total	1	6	6.0	6	0														
PUNTING	NO	YDS	AVG	NET	TB/I20	LG				PUNTING	NO	YDS	AVG	NET	TB/I20	LG			
J. Hekker	3	95	31.7	33.7	0/1	43				K. Redfern	5	205	41.0	33.8	0/2	50			
Total	3	95	31.7	33.7	0/1	43				Total	5	205	41.0	33.8	0/2	50			
PUNT RETURNS	NO	YDS	AVG	FC	LG	TD				PUNT RETURNS	NO	YDS	AVG	FC	LG	TD			
J. Natson	3	33	11.0	0	35	0				R. Gage	1	-6	-6.0	0	33	0			
M. Thomas	1	3	3.0	0	3	0				[DOWNED]	1	0	0.0	0	0	0			
[OUT OF BOUNDS]	1	0	0.0	0	0	0				[OUT OF BOUNDS]	1	0	0.0	0	0	0			
Total	4	36	9.0	0	35	0				Total	1	-6	-6.0	0	33	0			
KICKOFF RETURNS	NO	YDS	AVG	FC	LG	TD				KICKOFF RETURNS	NO	YDS	AVG	FC	LG	TD			
[OUT OF BOUNDS]	1	0	0.0	0	0	0				K. Barner	2	65	32.5	0	33	0			
[TOUCHBACK]	2	0	0.0	0	0	0				[TOUCHBACK]	6	0	0.0	0	0	0			
Total	0	0	0.0	0	0	0				Total	2	65	32.5	0	33	0			



DEFENSIVE STATISTICS (BASED ON GAMEBOOK)



PLAYER	T	S	A	S-YDS	I-YDS	PD	FF	FR	PLAYER	T	S	A	S-YDS	I-YDS	PD	FF	FR
D. Fowler	7	6	1	3-22	0-0	1	1	0	O. Okoronkwo	2	2	0	0-0	0-0	0	0	0
T. Rapp	6	5	1	0-0	0-0	0	0	0	E. Weddle	2	1	1	0-0	0-0	0	0	0
M. Christian	5	3	2	0-0	0-0	0	0	0	S. Ebukam	2	0	2	0-0	0-0	0	0	0
T. Reeder	5	2	4	0-0	0-0	0	1	0	S. Joseph	1	1	0	0-0	0-0	0	0	0
T. Hill	4	4	0	0-0	0-0	0	0	0	N. Robey	1	1	0	0-0	0-0	0	0	0
J. Ramsey	4	4	0	0-0	0-0	0	1	0	N. Patrick	1	1	0	0-0	0-0	0	0	0
C. Littleton	3	3	0	1-8	1-6	1	0	0	D. Long	1	1	0	0-0	0-0	0	0	0
M. Brockers	3	3	0	0-0	0-0	0	0	0	M. Fox	0	0	0	0-0	0-0	0	0	0
T. Howard	3	1	2	0-0	0-0	0	0	0	D. Williams	0	2	0	0-0	0-0	0	0	1
A. Donald	2	2	0	1-8	0-0	0	1	1	Totals	52	42	13	5-38	1-6	2	4	2



Weather: 48 degrees, fair - Attendance 83,720 - Time 3:05



The Los Angeles Rams defeated the Cincinnati Bengals 24-10 before an announced crowd of 83,720 at Wembley Stadium in London on Sunday. The victory extended Los Angeles' win streak to two games heading into the bye week and earned Rams LT Andrew Whitworth the distinction of becoming the 12th starter and second offensive lineman in NFL history to defeat all 32 teams. On the first drive of the game, the Rams' defense forced the Bengals to punt the ball back into their possession. The Rams' ensuing drive – which started from their own 10 and ended at the Cincinnati five – was capped with a 23-yard field goal by Rams K Greg Zuerlein for an early 3-0 lead. Cincinnati responded with a pair of catches by Bengals TE Tyler Eifert and a fourth-down conversion, and tied the game at three with a 28-yard field goal by Bengals K Randy Bullock. Rams WR Cooper Kupp had receptions of 32 and 23 yards that paved the way for a 31-yard touchdown pass down the seam from Rams QB Jared Goff to Rams WR Josh Reynolds and a 10-3 Rams lead with 10:43 left in the second quarter. Kupp had four catches for 101 yards 19 minutes into the game. The Bengals responded with a five-and-a-half-minute scoring drive anchored by the running game, with Bengals QB Andy Dalton throwing a one-yard touchdown pass to Bengals RB Joe Mixon for a 10-10 tie with 5:18 left in the second quarter. A double-reverse flea flicker put the Rams back on top, as Goff found Kupp for a 65-yard touchdown pass. The reception gave Kupp a new career high of 165 yards receiving and the Rams a 17-10 lead which they would take into halftime. Rams RB Todd Gurley II gave L.A. its third touchdown of the day on a three-yard run early in the third quarter, which extended the Rams' lead to 24-10. It was the only points scored by either team during that period. The Rams notched their second straight London win and began getting ready for their bye week. With a notable game on both the offense and defense, Los Angeles was able to find explosive plays throughout the contest, finishing the game with nine offensive plays of at least 20 yards. Kupp finished with seven receptions for a career-high 220 yards, plus one touchdown. Kupp finished the first half with 165 receiving yards, the most in a half from a Rams receiver since Marshall Faulk tallied 168 in 1999. It was tied for the third-highest receiving output in a half in franchise history. His total against the Bengals marked the second-highest in an NFL game this season and fifth time of the season he had 100 plus yards receiving, which is a career high. QB Jared Goff completed 17-of-31 pass attempts for 372 yards and two touchdowns. Gurley finished with 10 carries for 44 yards and scored his sixth rushing touchdown of the season. Defensively, LB Ogbornia Okoronkwo recorded his first career sacks and DT Aaron Donald got his fifth of the season. This was Donald's fifth time in his career where he has a streak of recording a sack in at least three consecutive games. Rams DE Michael Brockers surpassed the 100 defensive sack yards mark in his career, becoming the 10th player in franchise history to do so. Rams S Taylor Rapp finished the game with a career-high of 12 tackles and entered the day ranked in the top five in tackles by any rookie. Rams OLB Dante Fowler Jr. continued to get to the quarterback, tallying 1.5 sacks in the game. He has now totaled 4.5 sacks in L.A.'s last two games, his most over a two-game span in his career. He now has 6.5 sacks this season and 22.5 in his career. Sunday was McVay's first victory over a former member of his coaching staff, Bengals Head Coach Zac Taylor, in Los Angeles. The win was the 16th time under McVay that the Rams did not trail in the game.



STARTING LINEUPS



CINCINNATI BENGALS

LOS ANGELES RAMS

WR 19	A. Tate	LDE 96	C. Dunlap	WR 18	C. Kupp	DE 90	M. Brockers
LOT 64	J. Jerry	NT 99	A. Billings	TE 89	T. Higbee	DT 99	A. Donald
LG 53	B. Price	DT 97	G. Atkins	LT 77	A. Whitworth	WILL 56	D. Fowler
C 66	T. Hopkins	RDE 94	S. Hubbard	LG 73	D. Edwards	OLB 50	S. Ebukam
RG 62	A. Redmond	LB 59	N. Vigil	C 55	Br. Allen	ILB 58	C. Littleton
ROT 68	B. Hart	LB 52	P. Brown	RG 66	A. Blythe	LCB 22	T. Hill
TE 87	C. Uzomah	NCB 29	T. McRae	RT 79	R. Havenstein	RCB 20	J. Ramsey
WR 83	T. Boyd	CB 23	B. Webb	WR 12	B. Cooks	NCB 23	N. Robey
WR 85	T. Eifert	CB 22	W. Jackson III	WR 17	R. Woods	S 24	T. Rapp
QB 14	A. Dalton	S 36	S. Williams	QB 16	J. Goff	SS 26	M. Christian
HB 28	J. Mixon	S 30	J. Bates III	HB 30	T. Gurley	FS 32	E. Weddle

LOS ANGELES SUBSTITUTIONS: K 4 G.Zuerlein, P 6 J.Hekker, WR 19 J.Natson, CB 25 D.Long, RB 27 D.Henderson, DB 31 D.Williams, S 33 N.Scott, LB 41 K.Young, RB 42 J.Kelly, LS 44 J.McQuaide, OLB 45 O.Okoronkwo, LB 48 T.Howard, LB 51 T.Reeder, LB 57 N.Patrick, C 65 C.Shelton, DT 69 S.Joseph, T 71 B.Evans, TE 81 G.Everett, TE 82 J.Mundt, WR 83 J.Reynolds, WR 88 M.Thomas, DT 92 T.Smart, DE 97 M.Fox

LOS ANGELES INACTIVES: RB 34 M.Brown, DB 39 J.Gervase, LB 52 C.Matthews, LB 54 B.Hager, T 63 A.Corbett, OL 64 J.Demby, DT 91 G.Gaines

LOS ANGELES DID NOT PLAY: QB 5 B.Bortles



SCORING SUMMARY



		1	2	3	4	OT	TOTAL	FIELD GOALS
VISITOR	Cincinnati Bengals	0	10	0	0	-	10	(28)
HOME	Los Angeles Rams	3	14	7	0	-	24	(23)
Clock								
TEAM	Qtr	Time	Play (Extra Point) (Drive Info)				Visitor	Home
Rams	1	6:41	G.Zuerlein 23 yd. Field Goal (12-85, 6:05)				0	3
Bengals	2	14:57	R.Bullock 28 yd. Field Goal (11-65, 6:44)				3	3
Rams	2	10:43	J.Reynolds 31 yd. pass from J.Goff (G.Zuerlein kick) (7-92, 4:14)				3	10
Bengals	2	5:18	J.Mixon 1 yd. pass from A.Dalton (R.Bullock kick) (11-75, 5:25)				10	10
Rams	2	3:57	C.Kupp 65 yd. pass from J.Goff (G.Zuerlein kick) (3-75, 1:21)				10	17
Rams	3	10:14	T.Gurley 3 yd. run (G.Zuerlein kick) (10-75, 4:46)				10	24



FINAL TEAM STATISTICS



	BENGALS	RAMS	BENGALS	RAMS
TOTAL FIRST DOWNS	24	19	FGs - PATs Had Blocked	0-0
By Rushing	5	6	Net Punting Average	41.6
By Passing	15	13	TOTAL RETURN YARDAGE (W/O KOR)	0
By Penalty	4	0	No. and Yards Punt Returns	1-0
THIRD DOWN EFFICIENCY	6-18-33%	7-13-54%	No. and Yards Kickoff Returns	0-0
FOURTH DOWN EFFICIENCY	4-6-67%	0-0-0%	No. and Yards Interception Returns	0-0
TOTAL NET YARDS	401	470	PENALTIES Number and Yards	6-40
Total Offensive Plays	79	57	FUMBLES Number and Lost	0-0
Average gain per offensive play	5.1	8.2	TOUCHDOWNS	3
NET YARDS RUSHING	104	98	Rushing	0
Total Rushing Plays	22	26	Passing	1
Average gain per rushing play	4.7	3.8	Interceptions	0
Tackles for a loss-number and yards	2-4	1-1	EXTRA POINTS Made-Attempts	1-1
NET YARDS PASSING	297	372	Kicking Made-Attempts	1-1
Times thrown - yards lost attempting to pass	5-32	0-0	FIELD GOALS Made-Attempts	1-1
Gross yards passing	329	372	RED ZONE EFFICIENCY	1-4-25%
PASS ATTEMPTS-COMP-HAD INT	52-32-0	31-17-0	GOAL TO GO EFFICIENCY	1-3-33%
Avg gain per pass play	5.2	12.0	SAFETIES	0
KICKOFFS Number-In End Zone-TBs	3-2-2	5-5-5	FINAL SCORE	10
PUNTS Number and Average	5-41.6	5-44.4	TIME OF POSSESSION	32:43
Had Blocked	0	0		24
				27:17



FINAL INDIVIDUAL STATISTICS



CINCINNATI BENGALS										LOS ANGELES RAMS									
RUSHING	ATT	YDS	AVG	LG	TD					RUSHING	ATT	YDS	AVG	LG	TD				
J. Mixon	17	66	3.9	13	0					D. Henderson	11	49	4.5	15	0				
G. Bernard	3	31	10.3	25	0					T. Gurley	10	44	4.4	20	1				
A. Dalton	1	4	4.0	4	0					R. Woods	4	6	1.5	6	0				
T. Boyd	1	3	3.0	3	0					J. Reynolds	1	-1	-1.0	-1	0				
Total	22	104	4.7	25	0					Total	26	98	3.8	20	1				
PASSING	ATT	CMP	YDS	SK/YD	TD	LG	IN	RT.		PASSING	ATT	CMP	YDS	SK/YD	TD	LG	IN	RT.	
A. Dalton	52	32	329	5/32	1	52	0	86.1		J. Goff	31	17	372	0/0	2	65	0	119.3	
Total	52	32	329	5/32	1	52	0	86.1		Total	31	17	372	0/0	2	65	0	119.3	
RECEIVING	NO	YDS	AVG	LG	TD					RECEIVING	NO	YDS	AVG	LG	TD				
A. Erickson	6	97	16.2	52	0					C. Kupp	7	220	31.4	65	1				
T. Eifert	6	74	12.3	27	0					J. Reynolds	3	73	24.3	31	1				
T. Boyd	6	65	10.8	22	0					R. Woods	2	36	18.0	31	0				
A. Tate	5	65	13.0	27	0					D. Henderson	2	20	10.0	14	0				
J. Mixon	4	11	2.8	4	1					G. Everett	2	15	7.5	11	0				
G. Bernard	2	14	7.0	11	0					T. Higbee	1	8	8.0	8	0				
C. Uzomah	1	4	4.0	4	0					B. Cooks	0	0	0.0	0	0				
S. Morgan	1	3	3.0	3	0					T. Gurley	0	0	0.0	0	0				
A. Dalton	1	-4	-4.0	-4	0					M. Thomas	0	0	0.0	0	0				
Total	32	329	10.3	52	1					Total	17	372	21.9	65	2				
INTERCEPTIONS	NO	YDS	AVG	LG	TD					INTERCEPTIONS	NO	YDS	AVG	LG	TD				
Total	0	0	0	0	0					Total	0	0	0.0	0	0				
PUNTING	NO	YDS	AVG	NET	TB/I20	LG				PUNTING	NO	YDS	AVG	NET	TB/I20	LG			
K. Huber	5	208	41.6	41.6	0/3	51				J. Hekker	5	222	44.4	44.4	0/3	56			
Total	5	208	41.6	41.6	0/3	51				Total	5	222	44.4	44.4	0/3	56			
PUNT RETURNS	NO	YDS	AVG	FC	LG	TD				PUNT RETURNS	NO	YDS	AVG	FC	LG	TD			
A. Erickson	1	0	0.0	1	0	0				J. Natson	0	0	0.0	3	0	0			
[DOWNED]	2	0	0.0	0	0	0				[DOWNED]	2	0	0.0	0	0	0			
[OUT OF BOUNDS]	1	0	0.0	0	0	0				Total	0	0	0.0	3	0	0			
Total	1	0	0.0	1	0	0				Total	0	0	0.0	3	0	0			
KICKOFF RETURNS	NO	YDS	AVG	FC	LG	TD				KICKOFF RETURNS	NO	YDS	AVG	FC	LG	TD			
[TOUCHBACK]	5	0	0.0	0	0	0				J. Natson	1	14	14.0	0	14	0			
Total	0	0	0.0	0	0	0				[TOUCHBACK]	2	0	0.0	0	0	0			
										Total	1	14	14.0	0	14	0			



DEFENSIVE STATISTICS (BASED ON GAMEBOOK)



PLAYER	T	S	A	S-YDS	I-YDS	PD	FF	FR	PLAYER	T	S	A	S-YDS	I-YDS	PD	FF	FR
T. Rapp	12	9	3	0-0	0-0	1	0	0	T. Hill	3	3	0	0-0	0-0	1	0	0
C. Littleton	8	5	3	0.5-3	0-0	0	0	0	S. Ebukam	3	2	1	0-0	0-0	1	0	0
E. Weddle	6	6	0	0-0	0-0	0	0	0	D. Williams	2	2	0	0-0	0-0	0	0	0
J. Ramsey	6	6	0	0-0	0-0	0	0	0	O. Okoronkwo	2	1	1	1.5-8	0-0	0	0	0
M. Christian	5	5	0	0-0	0-0	1	0	0	N. Robey	1	1	0	0-0	0-0	2	0	0
M. Brockers	5	4	1	0.5-4.5	0-0	0	0	0	S. Joseph	1	1	0	0-0	0-0	0	0	0
D. Fowler	4	3	1	1.5-13.5	0-0	0	0	0	M. Fox	1	1	0	0-0	0-0	0	0	0
A. Donald	3	3	0	1-3	0-0	0	0	0	K. Young	0	1	0	0-0	0-0	0	0	0
Totals	62	53	10	5-32	0-0	6	0	0	Totals	62	53	10	5-32	0-0	6	0	0



Weather: 55 degrees, clear - Attendance 63,627 - Time 3:32



Despite a valiant effort by the Los Angeles Rams' defense, the Rams were unable to complete a late comeback, falling to the Pittsburgh Steelers 17-12 at Heinz Field on Sunday. The Rams got on the scoreboard on the first drive of the game due in part to a mishandled snap from Pittsburgh C Maurkice Pouncey that sailed over the head of Steelers QB Mason Rudolph. Rams LB Dante Fowler Jr. scooped up the fumble and return it 25 yards for the touchdown and a 7-0 L.A. lead 47 seconds into the game. This was Fowler's second touchdown of his career and first since 2017. This play marked the fourth time that the Rams forced a turnover on an opening drive this season. Both teams traded possessions that ended in punts before the Steelers answered with a 3-yard touchdown pass from Rudolph to Steelers WR James Washington for a 7-7 tie with 34 seconds left in the first quarter. The Rams' defense shut down the Steelers' offense and forced them to two punts in the second quarter before Rams CB Nickell Robey-Coleman punched the ball out of Washington's hands. This resulted in Rams LB Cory Littleton recovering it and coming up with L.A.'s second takeaway of the game. This was Robey-Coleman's second forced fumble of the season and fourth in his career. Littleton's recovery was his third of the season. Los Angeles has now forced 13 total fumbles this season and is tied for the most in the league. With 1:56 left in the first half, Steelers NT Javon Hargrave's sack fumble on Rams QB Jared Goff was scooped up by Steelers S Minkah Fitzpatrick, who returned it 43 yards for the touchdown to give Pittsburgh a 14-7 lead over Los Angeles. On the ensuing drive, the Rams' offense positioned Rams K Greg Zuerlein for a 56-yard field goal try with three seconds left in the half, but his attempt went wide left. Starting off the second half of the game, Goff's pass intended for TE Tyler Higbee was intercepted by Steelers CB Joe Haden on the first offensive drive. The Rams' defense came in strong and forced the Steelers to punt. The Rams' offense faced a fourth-and-1 from their own 29 and the Rams chose to go for the conversion. However, it was unsuccessful after Rams P Johnny Hekker's pass on the fake was intercepted at L.A.'s own 31-yard line. The Rams' defense responded with a key stop as Rams LB Clay Matthews sacked Rudolph which resulted in a five-yard loss for the Steelers. Though Goff took a hit to the lower body on his pass attempt on second down and was replaced by Rams QB Blake Bortles on third down on the Rams' prior offensive series, Goff returned for their next play. Anchored by tough running from Rams RB Todd Gurley II, including a 22-yard carry, Los Angeles reached Pittsburgh's 12-yard line and kicked in a 30-yard field goal by Zuerlein, which reduced the Rams' deficit to 14-10 with 11 seconds left in the third quarter. While the Rams' defense would get another stop early, the ensuing drive saw the Rams' offense go 3-and-out. The ensuing punt by Hekker pinned the Steelers at their own 5 and set up a safety after Rams DT Aaron Donald and Matthews shared a sack in the endzone, putting the score at 14-12 with 12:46 left. This was the Rams' first safety of the season. Since becoming a Ram, Matthews has recorded a sack in every game that he has played in. Matthews' streak of recording a sack in six-straight regular season games played is the longest of his career. Getting the ball on the ensuing free kick, L.A.'s offensive drive stalled at its own 38, forcing Hekker to punt again. However, the Rams' defense was able to hold the Steelers to a 33-yard field goal by Steelers K Chris Boswell, keeping it a one-possession game of 17-12 Pittsburgh with 2:46 left in the game. Keyed by a 30-yard kickoff return by Rams WR JoJo Natson, the Rams marched all the way down to the Steelers 30 and were forced to go for it on fourth-and-10. The conversion was unsuccessful after Goff's pass intended for Rams WR Josh Reynolds fell incomplete. L.A.'s defense would come up clutch, though, getting another key stop while armed with all three timeouts. It would use all three, but still forced Pittsburgh to punt. Given one more chance to mount a comeback, Goff's pass intended for Rams WR Robert Woods was tipped and intercepted by Fitzpatrick, ending the game with a Pittsburgh win of 17-12. Despite the loss, the Rams achieved several milestones. On offense, after throwing for 243 yards in Sunday's contest, Goff surpassed 12,000 career passing yards. He is the second active QB under the age of 25 to accomplish the feat. TE's Gerald Everett and Tyler Higbee combined for 11 catches. It was the fourth time this season that both players each recorded three or more catches in a game. Everett ended the day with a career-high of eight catches. Defensively, Littleton finished the day with a career-high of 14 tackles, which is the third time he has tied his career-best mark this season. Rams S Taylor Rapp finished the game with nine tackles which was the rookies second-most in a game this season. The Rams' defense accounted for eight points in the game after returning a fumble for a touchdown and recording a safety. The total was the unit's most in a game this season. Against Pittsburgh, the Rams continue to lead their all-time series, 15-10-2.



STARTING LINEUPS



LOS ANGELES RAMS

PITTSBURGH STEELERS

WR 18	C. Kupp	DE 90	M. Brockers	TE 88	N. Vannett	DT 97	C. Heyward
TE 89	T. Higbee	NT 69	S. Joseph	LT 78	A. Villanueva	NT 79	J. Hargrave
LT 77	A. Whitworth	DT 99	A. Donald	LG 71	M. Feiler	RILB 55	D. Bush
LG 73	D. Edwards	WILL 56	D. Fowler	C 53	M. Pouncey	LOLB 90	T. Watt
C 55	Br. Allen	OLB 52	C. Matthews	RG 66	D. DeCastro	LILB 26	M. Barron
RG 66	A. Blythe	ILB 58	C. Littleton	RT 76	C. Okorafor	DB 28	M. Hilton
RT 79	R. Havenstein	ILB 51	T. Reeder	TE 89	V. McDonald	ROLB 48	B. Dupree
WR 83	J. Reynolds	LCB 22	T. Hill	RB 38	J. Samuels	LCB 23	J. Haden
WR 17	R. Woods	RCB 20	J. Ramsey	WR 18	D. Johnson	FS 39	M. Fitzpatrick
QB 16	J. Goff	SS 24	T. Rapp	QB 2	M. Rudolph	SS 34	Te. Edmunds
RB 30	T. Gurley	FS 32	E. Weddle	WR 19	J. Smith-Schuster	RCB 22	S. Nelson

LOS ANGELES SUBSTITUTIONS: K 4 G.Zuerlein, QB 5 B.Bortles, P 6 J.Hekker, WR 19 J.Natson, CB 23 N.Robey, CB 25 D.Long, S 26 M.Christian, RB 27 D.Henderson, DB 31 D.Williams, S 33 N.Scott, RB 34 M.Brown, LB 41 K.Young, LS 44 J.McQuaide, OLB 45 O.Okoronkwo, LB 48 T.Howard, OLB 50 S.Ebukam, LB 57 N.Patrick, T 63 A.Corbett, C 65 C.Shelton, TE 81 G.Everett, TE 82 J.Mundt, WR 88 M.Thomas, DT 91 G.Gaines, DE 97 M.Fox

LOS ANGELES INACTIVES: WR 12 B.Cooks, DB 39 J.Gervase, RB 42 J.Kelly, LB 54 B.Hager, OL 64 J.Demby, T 71 B.Evans, DT 92 T.Smart

LOS ANGELES DID NOT PLAY:



SCORING SUMMARY



		1	2	3	4	OT	TOTAL	FIELD GOALS	
VISITOR	Los Angeles Rams	7	0	3	2	-	12	56WL (30)	
HOME	Pittsburgh Steelers	7	7	0	3	-	17	(33)	
		Clock		Play (Extra Point) (Drive Info)		Visitor		Home	
Rams	1	14:46	D.Fowler 26 yd. fumble return (G.Zuerlein kick)		7	0			
Steelers	1	0:34	J.Washington 3 yd. pass from M.Rudolph (C.Boswell kick) (9-82, 4:14)		7	7			
Steelers	2	1:44	M.Fitzpatrick 43 yd. fumble return (C.Boswell kick)		7	14			
Rams	3	0:11	G.Zuerlein 30 yd. Field Goal (11-76, 5:32)		10	14			
Rams	4	12:40	M.Rudolph sacked in end zone by A.Donald, C.Matthews for a Safety		12	14			
Steelers	4	2:46	C.Boswell 33 yd. Field Goal (14-60, 8:00)		12	17			

11

LOS ANGELES 17, CHICAGO 7

November 17, 2019 - Los Angeles Memorial Coliseum - Los Angeles, Calif.



Weather: 79 degrees, clear - Attendance 70,758 - Time 2:52



Strong contributions from the run game coupled with a strong defensive performance helped the Los Angeles Rams bounce back with a 17-7 win over the Chicago Bears Sunday night at Los Angeles Memorial Coliseum. Bears K Eddy Piñeiro missed a 48-yard field goal attempt wide left on the opening drive. However, the Bears got the ball back on a fumble by Rams RB Todd Gurley II, recovered by the Bears at the Rams 46-yard line. With 9:15 left in the first quarter, the Bears chose to go for it on fourth-and-9 from the Rams 31-yard line. However, the conversion was unsuccessful after Los Angeles CB Jalen Ramsey broke up a pass for intended for Chicago WR Taylor Gabriel and forced the turnover. A 13-yard run and 13-yard reception by Gurley on the ensuing drive helped push Los Angeles into Bears territory. However, Rams QB Jared Goff was picked off by Bears LB Roquan Smith. The Bears were unable to capitalize with the Rams' defense shutting them down to kick a field goal. With 11:31 left in the first half, Piñeiro's 47-yard field goal attempt went wide right at the end of the drive for his second miss of the contest. Rams K Greg Zuerlein tacked on a 38-yard field goal early in the second quarter for a 3-0 lead. Rams CB Troy Hill intercepted a pass deflected from Trubisky's pass a little over six minutes later that helped set up a 51-yard deep pass from Goff to Rams WR Cooper Kupp to put the ball at the 1-yard line. Gurley pushed through the Bears defense and scored a one-yard touchdown to give the Rams a 10-0 lead with 3:28 left. This was Gurley's seventh rushing touchdown of the season, which helped him pass RB Steven Jackson and moved into the 11th spot on L.A.'s all-time scoring list with 390 points. Gurley has now scored the second-most points of any RB in Rams franchise history. The Rams took that 10-point lead into halftime. After forcing a three-and-out by the Rams, the Bears took advantage with a 12-play, 80-yard scoring drive. Trubisky's 14-yard touchdown pass to Bears RB Tarik Cohen at the end of the series brought the score to 10-7 with 7:10 left in the third quarter. It would be the only scoring play of the period. Midway through the fourth quarter, the Rams had a 51-yard touchdown pass from Goff to WR Josh Reynolds nullified by an illegal formation penalty. The Rams still found the endzone on a five-yard touchdown run by Rams RB Malcolm Brown at the end of the drive to extend their lead to 17-7 with 3:31 left in the game. Taking over on downs, the Rams would run out the final 1:48 on the clock to secure their sixth win of the season. It was a notable game for both the offense and defense. Gurley led Los Angeles' offense with a season-high 133 yards from scrimmage – 97 rushing yards on 25 carries with one touchdown and three receptions for 36 yards. He surpassed the 5,000 career rushing yards threshold with a 10-yard carry in the first quarter. Gurley became the sixth running back in franchise history to accomplish the feat. Gurley also reached the 2,000-career receiving yard plateau with a six-yard reception in the third quarter. Rams T Bobby Evans had his first career start and Rams OL Austin Corbett made his first start as a Ram. Evans and Corbett were part of an offensive line that did not allow Goff to get sacked in the game. Defensively, Hill had his first interception of the season and the third of his career. Hill also sacked Trubisky in the third quarter, recording the first sack of his career. With a sack and an interception in the game, Hill became the first member of the secondary to record a sack and an interception in a game since 2013. Rams DL Michael Brockers passed the 500-career tackle with five tackles in the game. Rams LB Samson Ebukam recorded his 100th tackle of his career in the first quarter and Ebukam recorded a tackle for loss, giving the Rams 1,000 tackles for loss in franchise history. Rams DT Aaron Donald tallied 2.0 sacks, which made it his 13th time in his career the record at least 2.0 sacks in a game. Donald also tallied four tackles, two tackles for loss, four quarterback hits and a pass defensed. With the win, Los Angeles is now 2-0 in Sunday Night Football contests this season.



STARTING LINEUPS



CHICAGO BEARS

LOS ANGELES RAMS

WR 18	T.Gabriel	DT 95	R.Robertson-Harris	WR 18	C.Kupp	DE 90	M.Brockers
TE 82	B.Braunecker	NT 91	E.Goldman	TE 89	T.Higbee	NT 69	S.Joseph
RT 70	B.Massie	DE 98	B.Nichols	LT 77	A.Whitworth	DT 99	A.Donald
RG 69	R.Coward	OLB 52	K.Mack	LG 63	A.Corbett	WILL 56	D.Fowler
C 65	C.Whitehair	ILB 44	N.Kwiatkoski	C 66	A.Blythe	OLB 52	C.Matthews
LG 68	J.Daniels	ILB 58	R.Smith	RG 73	D.Edwards	ILB 58	C.Littleton
LT 72	C.Leno	OLB 94	L.Floyd	RT 71	B.Evans	LCB 22	T.Hill
QB 10	M.Trubisky	CB 23	K.Fuller	WR 83	J.Reynolds	RCB 20	J.Ramsey
RB 29	T.Cohen	S 21	H.Clinton-Dix	TE 82	J.Mundt	SS 24	T.Rapp
WR 12	A.Robinson	S 39	E.Jackson	QB 16	J.Goff	FS 32	E.Wedde
WR 17	A.Miller	CB 20	P.Amukamara	HB 30	T.Gurley	CB 23	N.Robey

LOS ANGELES SUBSTITUTIONS: K 4 G.Zuerlein, P 6 J.Hekker, WR 14 N.Webster, WR 19 J.Natson, CB 21 D.Deayon, CB 25 D.Long, S 26 M.Christian, RB 27 D.Henderson, S 33 N.Scott, RB 34 M.Brown, LB 41 K.Young, LS 44 J.McQuaide, OLB 45 O.Okoronkwo, LB 48 T.Howard, OLB 50 S.Ebukam, LB 51 T.Reeder, LB 57 N.Patrick, C 65 C.Shelton, T 67 C.Brewer, TE 81 G.Everett, WR 88 M.Thomas, DT 92 T.Smart, DE 97 M.Fox

LOS ANGELES INACTIVES: WR 12 B.Cooks, WR 17 R.Woods, DB 31 D.Williams, S 39 J.Gervase, OL 64 J.Demby, T 79 R.Havenstein, DT 91 G.Gaines

LOS ANGELES DID NOT PLAY: QB 5 B.Bortles



SCORING SUMMARY



		1	2	3	4	OT	TOTAL	FIELD GOALS
VISITOR	Chicago Bears	0	0	7	0	-	7	48WL 47WR
HOME	Los Angeles Rams	0	10	0	7	-	17	(38)
TEAM	Qtr	Time	Play (Extra Point) (Drive Info)				Visitor	Home
Rams	2	11:31	G.Zuerlein 38 yd. Field Goal (8-43, 4:26)				0	3
Rams	2	3:28	T.Gurley 1 yd. run (G.Zuerlein kick) (4-56, 1:55)				0	10
Bears	3	7:10	T.Cohen 14 yd. pass from M.Trubisky (E.Pineiro kick) (12-80, 5:51)				7	10
Rams	4	3:31	M.Brown 5 yd. run (G.Zuerlein kick) (8-71, 4:11)				7	17



FINAL TEAM STATISTICS



	BEARS	RAMS		BEARS	RAMS
TOTAL FIRST DOWNS	17	13	FGs - PATs Had Blocked	0-0	0-0
By Rushing	5	7	Net Punting Average	43.0	44.8
By Passing	10	6	TOTAL RETURN YARDAGE (W/O KOR)	0	6
By Penalty	2	0	No. and Yards Punt Returns	0-0	2-0
THIRD DOWN EFFICIENCY	6-17-35%	3-10-30%	No. and Yards Kickoff Returns	3-85	1-27
FOURTH DOWN EFFICIENCY	0-2-0%	0-0-0%	No. and Yards Interception Returns	1-0	1-6
TOTAL NET YARDS	267	283	PENALTIES Number and Yards	2-25	6-34
Total Offensive Plays	74	52	FUMBLES Number and Lost	0-0	3-1
Average gain per offensive play	3.6	5.4	TOUCHDOWNS	1	2
NET YARDS RUSHING	74	110	Rushing	0	2
Total Rushing Plays	24	34	Passing	1	0
Average gain per rushing play	3.1	3.2	Interceptions	1	1
Tackles for a loss-number and yards	3-5	3-9	EXTRA POINTS Made-Attempts	1-1	2-2
NET YARDS PASSING	193	173	Kicking Made-Attempts	1-1	2-2
Times thrown - yards lost attempting to pass	3-6	0-0	FIELD GOALS Made-Attempts	0-2	1-1
Gross yards passing	199	173	RED ZONE EFFICIENCY	1-1-100%	2-3-67%
PASS ATTEMPTS-COMP-HAD INT	47-25-1	18-11-1	GOAL TO GO EFFICIENCY	0-0-0%	2-3-67%
Avg gain per pass play	3.9	9.6	SAFETIES	0	0
KICKOFFS Number-In End Zone-TBs	2-1-1	4-3-1	FINAL SCORE	7	17
PUNTS Number and Average	6-43.0	6-54.8	TIME OF POSSESSION	32:44	27:16
Had Blocked	0	0			



FINAL INDIVIDUAL STATISTICS



CHICAGO BEARS										LOS ANGELES RAMS													
RUSHING										RUSHING													
ATT	YDS	AVG	LG	TD	ATT	YDS	AVG	LG	TD	ATT	YDS	AVG	LG	TD	ATT	YDS	AVG	LG	TD				
T.Cohen	9	39	4.3	12	0	T.Gurley	25	97	3.9	13	1	M.Brown	5	15	3.0	6	1	J.Goff	3	3	1.0	5	0
D.Montgomery	14	31	2.2	5	0	M.Reynolds	1	-5	-5.0	-5	0	J.Reynolds	1	-5	-5.0	-5	0	Total	34	110	3.2	13	2
M.Trubisky	1	4	4.0	4	0	Total	43	190	4.4	19	1	Total	18	173	9.6	19	1	Total	18	173	9.6	19	1
Total	24	74	3.1	12	0	Total	47	199	4.2	19	1	Total	18	173	9.6	19	1	Total	18	173	9.6	19	1
PASSING										PASSING													
ATT	CMP	YDS	SK/YD	TD	LG	IN	RT.	ATT	CMP	YDS	SK/YD	TD	LG	IN	RT.	ATT	CMP	YDS	SK/YD	TD	LG	IN	RT.
M.Trubisky	43	24	190	1/2	1	19	1 65.1	J.Goff	11	173	0/0	0	50	1 69.9	J.Goff	11	173	0/0	0	50	1 69.9		
C.Daniel	4	1	9	2/4	0	9	0 39.6	Total	11	173	0/0	0	50	1 69.9	Total	11	173	0/0	0	50	1 69.9		
Total	47	25	199	3/6	1	19	1 62.3	Total	11	173	0/0	0	50	1 69.9	Total	11	173	0/0	0	50	1 69.9		
RECEIVING										RECEIVING													
NO	YDS	AVG	LG	TD	NO	YDS	AVG	LG	TD	NO	YDS	AVG	LG	TD									
T.Gabriel	7	57	8.1	15	0	J.Reynolds	3	55	18.3	26	0	J.Reynolds	3	55	18.3	26	0						
A.Miller	6	54	9.0	16	0	C.Kupp	3	53	17.7	50	0	C.Kupp	3	53	17.7	50	0						
T.Cohen	5	35	7.0	17	1	T.Gurley	3	36	12.0	23	0	T.Gurley	3	36	12.0	23	0						
A.Robinson	4	15	3.8	6	0	G.Everett	1	20	20.0	20	0	G.Everett	1	20	20.0	20	0						
D.Montgomery	1	19	19.0	19	0	M.Thomas	1	9	9.0	9	0	M.Thomas	1	9	9.0	9	0						
J.Wims	1	11	11.0	11	0	Total	11	173	15.7	50	0	Total	11	173	15.7	50	0						
B.Braunecker	1	8	8.0	8	0	Total	11	173	15.7	50	0	Total	11	173	15.7	50	0						
Total	25	199	8.0	19	1	Total	11	173	15.7	50	0	Total	11	173	15.7	50	0						
INTERCEPTIONS										INTERCEPTIONS													
NO	YDS	AVG	LG	TD	NO	YDS	AVG	LG	TD	NO	YDS	AVG	LG	TD									
R.Smith	1	0	0.0	0	0	T.Hill	1	6	6.0	6	0	T.Hill	1	6	6.0	6	0						
Total	1	0	0.0	0	0	Total	1	6	6.0	6	0	Total	1	6	6.0	6	0						
PUNTING										PUNTING													
NO	YDS	AVG	NET	TB/I20	LG	NO	YDS	AVG	NET	TB/I20	LG												
P.O'Donnell	6	258	43.0	43.0	0/1	48	J.Hekker	6	329	54.8	44.8	3/1	67	J.Hekker	6	329	54.8	44.8	3/1	67			
Total	6	258	43.0	43.0	0/1	48	Total	6	329	54.8	44.8	3/1	67	Total	6	329	54.8	44.8	3/1	67			
PUNT RETURNS										PUNT RETURNS													
NO	YDS	AVG	FC	LG	TD	NO	YDS	AVG	FC	LG	TD												
[DOWNED]	1	0	0.0	0	0	J.Natson	2	0	0.0	3	0	0	J.Natson	2	0	0.0	3	0	0				
[OUT OF BOUNDS]	2	0	0.0	0	0	[DOWNED]	1	0	0.0	0	0	0	[DOWNED]	1	0	0.0	0	0	0				
[TOUCHBACK]	3	0	0.0	0	0	Total	2	0	0.0	3	0	0	Total	2	0	0.0	3	0	0				
Total	0	0	0.0	0	0	Total	2	0	0.0	3	0	0	Total	2	0	0.0	3	0	0				
KICKOFF RETURNS										KICKOFF RETURNS													
NO	YDS	AVG	FC	LG	TD	NO	YDS	AVG	FC	LG	TD												
C.Patterson	2	69	34.5	0	36	0	J.Natson	1	27	27.0	0	27	0	J.Natson	1	27	27.0	0	27	0			
J.Holtz	1	16	16.0	0	16	0	[TOUCHBACK]	1	0	0.0	0	0	0	[TOUCHBACK]	1	0	0.0	0	0	0			
[TOUCHBACK]	1	0	0.0	0	0	0	Total	1	27	27.0	0	27	0	Total	1	27	27.0	0	27	0			
Total	3	85	28.3	0	36	0	Total	1	27	27.0	0	27	0	Total	1	27	27.0	0	27	0			



DEFENSIVE STATISTICS (BASED ON GAMEBOOK)



PLAYER	T	S	A	S-YDS	I-YDS	PD	FF	FR	PLAYER	T	S	A	S-YDS	I-YDS	PD	FF	FR
T.Rapp	8	7	1	0-0	0-0	1	0	0	C.Littleton	3	1	2	0-0	0-0	0	0	0
T.Hill	6	6	0	1-2	1-6	3	0	0	C.Matthews	2	1	1	0-0	0-0	0	0	0
E.Weddle	6	4	2	0-0	0-0	0	0	0	M.Fox	1	1	1	0-0	0-0	0	0	0
S.Joseph	5	2	3	0-0	0-0	0	0	0	D.Long	1	2	0	0-0	0-0	0	0	0
M.Brockers	5	2	3	0-0	0-0	0	0	0	T.Reeder	0	0	1	0-0	0-0	0	0	0
A.Donald	4	3	1	2-4	0-0	1	0	0	N.Scott	0	1	0	0-0	0-0	0	0	0
N.Robey	4	3	1	0-0	0-0	1	0	0	C.Kupp	0	1	0	0-0	0-0	0	0	0
S.Ebukam	4	3	1	0-0	0-0	1	0	0	J.Reynolds	0	1	0	0-0	0-0	0	0	0
J.Ramsey	4	3	1	0-0	0-0	1	0	0	M.Thomas	0	0	0	0-0	0-0	0	0	1
M.Christian	33	3	1	0-0	0-0	1	0	0	Totals	58	44	19	3-6	0-0	9	0	1

12

BALTIMORE 45, LOS ANGELES 6

November 25, 2019 - Los Angeles Memorial Coliseum - Los Angeles, Calif.



Weather: 62 degrees, clear - Attendance 72,409 - Time 2:54



An early deficit set the Rams back in a 45-6 Monday Night Football loss to the Ravens before a crowd of 72,409 at Los Angeles Memorial Coliseum. The Rams received the opening kickoff and went 3-and-out on their first offensive series. A 20-yard punt return by Ravens WR De Anthony Thomas set up the Ravens near midfield. Nine plays and 55 yards later, Ravens QB Lamar Jackson found Ravens WR Marquise Brown from eight yards out for the passing touchdown and an 7-0 Baltimore lead with 7:47 left in the first quarter. Upon regaining possession following a Rams punt, Jackson found Brown again on an 18-yard touchdown pass to extend Baltimore's lead to 14. A 32-yard field goal by Rams K Greg Zuerlein cut Los Angeles' deficit to 11 with 9:45 left in the first half. The Ravens answered with a 1-yard touchdown run by Ravens RB Mark Ingram II for a 21-3 lead with 4:42 left in the first half. The scoring play was set up by a 29-yard Jackson run, which began with him initially dropping the snap, then picking the ball back up and escaping Rams DT Greg Gaines' grasp to reach the Los Angeles 1 yard-line. Rams QB Jared Goff worked the ball downfield with a 17-yard completion to Rams WR Robert Woods and a 22-yard completion to Rams WR Brandin Cooks on the ensuing Rams offensive drive. Cooks has had at least one reception of 20-plus yards in seven games this season. A false start penalty and a blindside sack-fumble of Goff - recovered by Rams LG David Edwards - forced L.A. to settle for another three points. Zuerlein's successful 46-yard field goal attempt made it 21-6 Ravens with 1:55 left until halftime. Jackson threw his third touchdown pass of the half with a 7-yard completion to Ravens WR Willie Snead IV, extending Baltimore's lead to 28-6 by halftime. Getting the ball at the start of the second half, the Ravens scored their fifth touchdown with a 7-yard pass from Jackson to Ingram to extend their lead to 35-6 with 9:46 left in the third quarter. The Rams offense ran three plays in the third quarter and trailed by 29 by the end of the period. Jackson connected with Snead for a touchdown a second time, from seven yards out, early in the fourth quarter to push Baltimore's lead to 42-6. On the ensuing Rams possession, Goff was intercepted by Ravens CB Marcus Peters. Ravens K Justin Tucker added a 34-yard field goal at the end of the series to make it 45-6 Baltimore with 6:36 left, in what would end up being the final points of the contest. Despite the loss, the offense and defense had some standout moments. Offensively, Goff became the seventh quarterback in franchise history to reach the 1,000 career completion mark with the organization. In the second quarter, Woods passed WR Ricky Proehl and moved into 16th on L.A.'s all-time receiving yards leaderboard and he finished the game with 97 receiving yards, his second highest output of the season. Kupp finished the day with 35 receiving yards, giving him a single-season career high of 880 yards through 34 games played. Gurley tallied seven receptions in the game, which moved him ahead of Proehl and into the 11th spot on the L.A.'s all-time receptions leaderboard. Defensively, OLB Samson Ebukam recorded 1.5 sacks in the first half, tallying the first multi-sack game of his career. Gaines split a sack with Ebukam, giving him the first sack of his career. With 12 tackles in the game, LB Cory Littleton passed the 250-career tackle mark with the Rams, becoming the 14th player in franchise history to accomplish the feat. DL Michael Brockers had a sack in the fourth quarter, which tied him with Doug Reed for 16th on L.A.'s all-time sack leaderboard. Rookie S Taylor Rapp posted double-digit tackles for the second time in his career, finishing the night with 10 tackles. Rapp now has six solo tackles in four consecutive games. The Rams are now 2-1 under Head Coach Sean McVay on Monday Night Football.



STARTING LINEUPS



BALTIMORE RAVENS

LOS ANGELES RAMS

WR 15	M.Brown	DT 98	B.Williams	WR 18	C.Kupp	DE 90	M.Brockers
WR 80	M.Boykin	NT 96	D.Peko	TE 89	T.Higbee	NT 69	S.Joseph
LT 79	R.Stanley	RUSH 45	J.Ferguson	LT 77	A.Whitworth	DT 99	A.Donald
LG 77	B.Bozeman	MLB 57	J.Bynes	LG 63	A.Corbett	DE 97	M.Fox
C 68	M.Skura	WLB 48	P.Onwuasor	C 66	A.Blythe	OLB 52	C.Matthews
RG 73	M.Yanda	SAM 99	M.Judon	RG 73	D.Edwards	ILB 58	C.Littleton
RT 78	O.Brown Jr.	DB 44	M.Humphrey	RT 71	B.Evans	LB 50	S.Ebukam
TE 86	N.Boyle	SS 36	C.Clark	WR 12	B.Cooks	LCB 22	T.Hill
QB 8	L.Jackson	FS 29	E.Thomas III	WR 17	R.Woods	RCB 20	J.Ramsey
FB 42	P.Ricard	RCB 39	B.Carr	QB 16	J.Goff	SS 24	T.Rapp
RB 21	M.Ingram II	LCB 24	M.Peters	HB 30	T.Gurley	FS 32	E.Wedde

LOS ANGELES SUBSTITUTIONS: K 4 G.Zuerlein, P 6 J.Hekker, WR 19 J.Natson, CB 23 N.Robey, CB 25 D.Long, S 26 M.Christian, RB 27 D.Henderson, S 33 N.Scott, RB 34 M.Brown, LB 41 K.Young, LS 44 J.McQuaide, OLB 45 O.Okoronkwo, LB 48 T.Howard, LB 51 T.Reeder, OLB 56 D.Fowler, C 65 C.Shelton, OL 67 C.Brewer, TE 81 G.Everett, TE 82 J.Mundt, WR 83 J.Reynolds, WR 88 M.Thomas, DT 91 G.Gaines, DT 92 T.Smart

LOS ANGELES INACTIVES: WR 14 N.Webster, DB 21 D.Deayon, DB 31 D.Williams, S 39 J.Gervase, LB 57 N.Patrick, OL 64 J.Demby, T 79 R.Havenstein

LOS ANGELES DID NOT PLAY: QB 5 B.Bortles



SCORING SUMMARY



		1	2	3	4	OT	TOTAL	FIELD GOALS
VISITOR	Baltimore Ravens	14	14	7	10	-	45	(34)
HOME	Los Angeles Rams	0	6	0	0	-	6	(32) (46)
Clock								
TEAM	Qtr	Time	Play (Extra Point) (Drive Info)				Visitor	Home
Ravens	1	7:47	M.Brown 6 yd. pass from L.Jackson (J.Tucker kick) (9-55, 5:48)				7	0
Ravens	1	1:31	M.Brown 18 yd. pass from L.Jackson (J.Tucker kick) (7-61, 3:49)				14	0
Rams	2	9:45	G.Zuerlein 32 yd. Field Goal (15-61, 6:46)				14	3
Ravens	2	4:42	M.Ingram II 1 yd. run (J.Tucker kick) (8-75, 5:03)				21	3
Rams	2	1:55	G.Zuerlein 46 yd. Field Goal (6-48, 2:47)				21	6
Ravens	2	0:12	W.Snead IV 7 yd. pass from L.Jackson (J.Tucker kick) (7-75, 1:43)				28	6
Ravens	3	9:46	M.Ingram II 7 yd. pass from L.Jackson (J.Tucker kick) (10-75, 5:14)				35	6
Ravens	4	14:43	W.Snead IV 7 yd. pass from L.Jackson (J.Tucker kick) (17-78, 9:04)				42	6
Ravens	4	6:35	J.Tucker 34 yd. Field Goal (11-48, 6:01)				45	6



Weather: 85 degrees, cloudy - Attendance 71,460 - Time 3:09



With career days from WR Robert Woods, TE Tyler Higbee and rookie S Taylor Rapp, the Rams defeated the Arizona Cardinals, 34-7, on Sunday evening at State Farm Stadium. Los Angeles' opening series had a good rhythm offensively, with Rams QB Jared Goff connecting with Rams WR Robert Woods four times for 41 yards. Woods reached 400 career receptions with the final catch of that drive. Though the drive stalled at the Cardinals 10-yard line, it yielded to a 27-yard field goal by Rams K Greg Zuerlein for an early 3-0 lead. L.A.'s defense also started off the game strong, forcing a 3-and-out by Arizona's offense on their first drive. L.A.'s second offensive possession resulted with another field goal attempt, but Zuerlein missed a 41-yard try wide left. However, the Rams' defense would make sure its offense would get another opportunity, forcing the Cardinals to punt near midfield. Capitalizing on the prime field position, Goff threw a 2-yard touchdown pass to Rams Higbee. This extended the Rams' lead to 10-0 with 14:22 left in the second quarter. It marked Higbee's first touchdown since the season opener against the Panthers. The Rams' defense was able to shut down the Cardinals' offense with another 3-and-out drive and forced another punt. Gurley boosted Los Angeles' lead to 17-0 with a 1-yard touchdown run late with 2:48 seconds left in the first half. This was Gurley's eighth touchdown of the season, which also moved him inside the top 10 of L.A.'s all-time scoring list. On that same drive, Higbee moved his stat line to six receptions for 98 yards, tying career highs in both categories. Zuerlein added a 33-yard field goal as time expired to make the Rams lead 20-0 by halftime. In the opening drive of the second half, Cardinals QB Kyler Murray was sacked twice by Rams NT Sebastian Joseph-Day and OLB Clay Matthews, which forced the Cardinals to another punt. Goff threw his second touchdown pass of the day to Rams WR Cooper Kupp, connecting from 10 yards out to extend L.A.'s lead to 27-0 with 8:44 left in the third quarter. This was Kupp's sixth touchdown of the season, which ties a single-season best that he previously set in 2018. Sixteen seconds later, Rapp got his first career interception, and he returned it 31 yards for a touchdown for a 34-0 lead that the Rams would take into the fourth quarter. The Cardinals got on the scoreboard with 8:35 left in the game on a 15-yard touchdown run by Murray that cut the Rams' lead to 27. Despite the late touchdown, Los Angeles closed the game out with a score of 34-7. The Rams had a notable game on both offense and defense. Goff completed 32 of 43 pass attempts for 424 yards - his fourth career game with 400 or more passing yards. Higbee registered seven receptions for 107 yards, both career highs, and a touchdown, all by halftime. Woods ended the day with 13 receptions and a career-best of 172 receiving yards. It was the fourth time in his career and the second time of the season that Woods eclipsed 160 receiving yards. Los Angeles' defense held Arizona's offense scoreless in the first half - the first time all season Arizona's offense was shut out in the first half. The Rams sacked Murray 6.5 times, the highest team output of the season. The defense has now recorded 5.0 sacks in the three games this season. Rams DT Aaron Donald led the way with 1.5 sacks. After sacking Murray for a loss of seven yards, Donald surpassed 500 career sack yards and is the fifth defensive lineman since 2000 to do so. Rapp's pick-six made L.A. one of six teams to have multiple interceptions returned for a touchdown this season. Rams LB Cory Littleton recorded 100+ tackles for the season following his eight-tackle performance on Sunday. It is the second consecutive season that the undrafted linebacker has reached the 100-tackle mark. The Rams have now beat the Arizona Cardinals five times in a row and lead the series 42-38-2.



STARTING LINEUPS



LOS ANGELES RAMS

WR 18	C.Kupp	DE 90	M.Brockers
TE 89	T.Higbee	NT 69	S.Joseph
LT 77	A.Whitworth	DT 99	A.Donald
LG 63	A.Corbett	WILL 56	D.Fowler
C 66	A.Blythe	OLB 52	C.Matthews
RG 73	D.Edwards	ILB 58	C.Littleton
RT 71	B.Evans	LB 51	T.Reeder
WR 12	B.Cooks	LCB 22	T.Hill
WR 17	R.Woods	RCB 20	J.Ramsey
QB 16	J.Goff	SS 24	T.Rapp
HB 30	T.Gurley	FS 32	E.Weddle

ARIZONA CARDINALS

WR 11	L.Fitzgerald	NT 97	C.Peters
LT 74	D.Humphries	DE 79	R.Gunter
LG 67	J.Pugh	SAM 55	Cha.Jones
C 53	A.Shipley	ILB 90	J.Walker
RG 64	J.Sweezy	ILB 26	J.Hicks
RT 71	J.Murray	WILL 28	T.Suggs
TE 85	C.Clay	CB 48	B.Murphy Jr.
WR 13	C.Kirk	CB 23	P.Peterson
TE 87	M.Williams	SS 39	J.Thompson
QB 1	K.Murray	FS 34	B.Baker
RB 41	K.Drake	DB 22	T.Brock Sr

LOS ANGELES SUBSTITUTIONS: K 4 G.Zuerlein, QB 5 B.Bortles, P 6 J.Hekker, WR 19 J.Natson, DB 21 D.Deayon, CB 23 N.Robey, CB 25 D.Long, S 26 M.Christian, RB 27 D.Henderson, S 33 N.Scott, RB 34 M.Brown, S 39 J.Gervase, LB 41 K.Young, LS 44 J.McQuaide, OLB 45 O.Okoronkwo, LB 48 T.Howard, OLB 50 S.Ebukam, C 65 C.Shelton, OL 67 C.Brewer, TE 82 J.Mundt, WR 83 J.Reynolds, WR 88 M.Thomas, DT 91 G.Gaines, DE 97 M.Fox

LOS ANGELES INACTIVES: WR 14 N.Webster, DB 31 D.Williams, LB 57 N.Patrick, OL 64 J.Demby, T 79 R.Havenstein, TE 81 G.Everett, DT 92 T.Smart

LOS ANGELES DID NOT PLAY:



SCORING SUMMARY



		1	2	3	4	OT	TOTAL	FIELD GOALS	
VISITOR	Los Angeles Rams	3	17	14	0	-	34	(27) 41WL (33)	
HOME	Arizona Cardinals	0	0	0	7	-	7		
		Clock							
TEAM	Qtr	Time	Play (Extra Point) (Drive Info)			Visitor	Home		
Rams	1	9:56	G.Zuerlein 27 yd. Field Goal (10-66, 5:04)			3	0		
Rams	2	14:17	T.Higbee 2 yd. pass from J.Goff (G.Zuerlein kick) (10-81, 4:02)			10	0		
Rams	2	2:41	T.Gurley 1 yd. run (G.Zuerlein kick) (7-82, 3:14)			17	0		
Rams	2	0:00	G.Zuerlein 33 yd. Field Goal (11-63, 1:53)			20	0		
Rams	3	8:44	C.Kupp 10 yd. pass from J.Goff (G.Zuerlein kick) (9-92, 3:17)			27	0		
Rams	3	8:28	T.Rapp 31 yd. interception return (G.Zuerlein kick)			34	0		
Cardinals	4	8:35	K.Murray 15 yd. run (Z.Gonzalez kick) (13-80, 5:15)			34	7		



FINAL TEAM STATISTICS



	RAMS	CARDINALS		RAMS	CARDINALS
TOTAL FIRST DOWNS	27	13	FGs - PATs Had Blocked	0-0	0-0
By Rushing	6	2	Net Punting Average	40.0	43.6
By Passing	20	9	TOTAL RETURN YARDAGE (W/O KOR)	37	5
By Penalty	1	2	No. and Yards Punt Returns	1-6	1-5
THIRD DOWN EFFICIENCY	8-15-53%	2-13-15%	No. and Yards Kickoff Returns	1-14	0-0
FOURTH DOWN EFFICIENCY	0-1-0%	2-4-50%	No. and Yards Interception Returns	1-31	0-0
TOTAL NET YARDS	549	198	PENALTIES Number and Yards	8-81	2-7
Total Offensive Plays	76	61	FUMBLES Number and Lost	0-0	0-0
Average gain per offensive play	7.2	3.2	TOUCHDOWNS	4	1
NET YARDS RUSHING	132	74	Rushing	1	1
Total Rushing Plays	30	21	Passing	2	0
Average gain per rushing play	4.4	3.5	Interceptions	1	0
Tackles for a loss-number and yards	3-14	1-1	EXTRA POINTS Made-Attempts	4-4	1-1
NET YARDS PASSING	417	124	Kicking Made-Attempts	4-4	1-1
Times thrown - yards lost attempting to pass	1-10	6-39	FIELD GOALS Made-Attempts	2-3	0-0
Gross yards passing	427	163	RED ZONE EFFICIENCY	3-7-43%	1-1-100%
PASS ATTEMPTS-COMP-HAD INT	45-33-0	34-19-1	GOAL TO GO EFFICIENCY	2-2-100%	0-0-0%
Avg gain per pass play	9.1	3.1	SAFETIES	0	0
KICKOFFS Number-In End Zone-TBs	6-6-6	2-2-1	FINAL SCORE	34	7
PUNTS Number and Average	4-41.3	7-44.4	TIME OF POSSESSION	34:37	25:23
Had Blocked	0	0			



FINAL INDIVIDUAL STATISTICS



LOS ANGELES RAMS										ARIZONA CARDINALS																	
RUSHING	ATT	YDS	AVG	LG	TD						RUSHING	ATT	YDS	AVG	LG	TD											
T.Gurley	19	95	5.0	11	1						K.Drake	13	31	2.4	9	0											
M.Brown	6	30	5.0	12	0						K.Murray	4	28	7.0	15	1											
D.Henderson	4	17	4.3	13	0						D.Johnson	4	15	3.8	9	0											
B.Bortles	1	-10	-10.0	-10	0						Total	21	74	3.5	15	1											
Total	30	132	4.4	13	1						PASSING	ATT	CMP	YDS	SK/YD	TD	LG	IN	RT.								
J.Goff	43	32	424	1/10	2	48	0	120.7						K.Murray	34	19	163	6/39	0	23	1	56.4					
B.Bortles	1	1	3	0/0	0	3	0	56.2						Total	34	19	163	6/39	0	23	1	56.4					
Total	45	33	427	1/10	2	48	0	117.5						RECEIVING	NO	YDS	AVG	LG	TD								
R.Woods	13	172	13.2	48	0						L.Fitzgerald	6	56	9.3	18	0											
T.Higbee	7	107	15.3	26	1						P.Cooper	4	26	6.5	9	0											
C.Kupp	6	65	10.8	27	1						C.Kirk	3	23	7.7	10	0											
J.Reynolds	4	39	9.8	20	0						C.Clay	2	29	14.5	23	0											
B.Cooks	2	24	12.0	28	0						K.Drake	2	20	10.0	15	0											
T.Gurley	1	20	20.0	20	0						D.Johnson	2	9	4.5	5	0											
J.Mundt	0	0	0.0	0	0						D.Byrd	0	0	0.0	0	0											
M.Brown	0	0	0.0	0	0						A.Isabella	0	0	0.0	0	0											
Total	33	427	12.9	48	2						Total	19	163	8.6	23	0											
INTERCEPTIONS	NO	YDS	AVG	LG	TD						INTERCEPTIONS	NO	YDS	AVG	LG	TD											
T.Rapp	1	31	31.0	31	1						Total	0	0	0.0	0	0											
Total	1	31	31.0	31	1						PUNTING	NO	YDS	AVG	NET	TB/I20	LG										
J.Hekker	4	165	31.0	40.0	0/1	44						A.Lee	7	311	44.4	43.6	0/4	56									
Total	4	165	31.0	40.0	0/1	44						Total	7	311	44.4	43.6	0/4	56									
PUNT RETURNS	NO	YDS	AVG	FC	LG	TD						PUNT RETURNS	NO	YDS	AVG	FC	LG	TD									
J.Natson	1	6	6.0	4	6	0						P.Cooper	1	5	5.0	0	5	0									
[DOWNED]	2	0	0.0	0	0	0						[DOWNED]	2	0	0.0	0	0	0									
Total	1	6	6.0	4	6	0						[OUT OF BOUNDS]	1	0	0.0	0	0	0									
KICKOFF RETURNS	NO	YDS	AVG	FC	LG	TD						Total	1	5	5.0	0	5	0									
J.Natson	1	14	14.0	0	14	0						KICKOFF RETURNS	NO	YDS	AVG	FC	LG	TD									
[TOUCHBACK]	1	0	0.0	0	0	0						[TOUCHBACK]	6	0	0.0	0	0	0									
Total	1	14	14.0	0	14	0						Total	0	0	0.0	0	0	0									



DEFENSIVE STATISTICS (BASED ON GAMEBOOK)



PLAYER	T	S	A	S-YDS	I-YDS	PD	FF	FR	PLAYER	T	S	A	S-YDS	I-YDS	PD	FF	FR
C.Littleton	8	6	2	1-11	0-0	0	0	0	M.Christian	2	2	0	0-0	0-0	0	0	0
T.Reeder	6	5	1	0-0	0-0	0	0	0	A.Donald	2	1	1	1.5-8	0-0	0	0	0
T.Howard	4	4	0	0-0	0-0	0	0	0	C.Matthews	2	1	1	1-0	0-0	0	0	0
S.Joseph	3	3	1	1-7	0-0	0	0	0	M.Brockers	2	1	1	0.5-1	0-0	0	0	0
S.Ebukam	2	2	2	0-0	0-0	0	0	0	M.Fox	2	1	1	0-0	0-0	0	0	0
G.Gaines	2	2	1	0-0	0-0	0	0	0	N.Scott	2	1	1	0-0	0-0	0	0	0
T.Hill	1	1	2	0-0	0-0	0	0	0	O.Okoronkwo	2	1	1	0-0	0-0	0	0	0
D.Fowler	2	2	0	1-12	0-0	2	0	0	D.Deayon	1	2	0	0-0	0-0	0	0	0
T.Rapp	2	2	0	0-0	1-31	2	0	0	N.Robey	1	1	0	0-0	0-0	0	0	0
D.Long	2	2	0	0-0	0-0	1	0	0	E.Weddle	1	0	1	0-0	0-0	0	0	0
Totals	55	40	16	6-39	1-31	5	0	0	Totals	55	40	16	6-39	1-31	5	0	0

14

LOS ANGELES 28, SEATTLE 12

December 8, 2019 - Los Angeles Memorial Coliseum - Los Angeles, Calif.



Weather: 60 degrees, cloudy - Attendance 71,501 - Time 3:01



Keyed by a fast offensive start and vital defensive stops, the Los Angeles Rams defeated the Seattle Seahawks, 28-12, Sunday night before a crowd of over 71,000 at the Coliseum. On the first drive of the game, Seattle was faced with a third-and-3 from the Los Angeles 15-yard line, but a sack for a six-yard loss by Rams LB Samson Ebukam forced a 39-yard field goal by K Jason Meyers. Ebukam finished with two sacks and five tackles which let him reach a single-season career-high with 3.5 sacks on the season and his single-season high with 42 tackles on the year. Los Angeles took a 7-3 lead with 5:12 left in the first quarter on an eight-play, 75-yard drive that was highlighted by 19-yard and 15-yard catches by Rams WR Robert Woods and a 33-yard catch by Rams TE Tyler Higbee, the 8-play, 75-yard drive was finished off by a one-yard touchdown run by Rams RB Malcolm Brown. With Higbee's reception, he became the 12th tight end in franchise history to record over 1,000 receiving yards and he now has 1,107 on his career. The Rams' defense forced a 3-and-out on the ensuing drive, making Seahawks P Michael Dickinson punt the ball back into the Rams possession. This set up another scoring drive, which would extend L.A.'s lead to 14-3 after Rams QB Jared Goff connected with Woods from two yards out for Woods' first receiving touchdown of the season with 11:33 left in the second quarter. On the next drive, the Rams' defense shut down the Seahawks' offense on a fourth-down attempt. With 56 seconds left in the first half, Goff threw a 10-yard touchdown pass to Rams WR Cooper Kupp, extending the Rams' lead to 21-3. This was Kupp's sixth touchdown of the season and his six touchdowns are a single-season career high. To close out the first half, Rams OLB Dante Fowler Jr. chased down Seahawks QB Russell Wilson for a sack, marking the second time this season he's notched sacks in back-to-back games. The Rams got the ball to start the second half and Goff threw an interception to Seahawks CB Quandre Diggs who returned the ball 55-yards for a touchdown. Seahawks K Jason Myers' ensuing point after try was no good, though, making it 21-9 Rams with 12:54 left in the third quarter. Diggs intercepted Goff again on the ensuing drive, allowing Seattle to take over at its own 3-yard line. L.A.'s defense stepped up and forced a 3-and-out. The Rams took over possession near midfield and after a trick play by the Rams nearly resulted in a touchdown pass from Kupp to Higbee, K Greg Zuerlein attempted a 37-yard field goal. Seattle blocked the field goal. Instead, the Rams settled for a 37-yard field goal attempt by Rams K Greg Zuerlein that was blocked. On the Rams' first offensive drive of the fourth quarter, Rams RB Todd Gurley II ran in a 7-yard touchdown that extended Los Angeles' lead to 28-9. This was Gurley's ninth rushing touchdown of the season. Gurley has now recorded a rushing touchdown in consecutive games for the second time this season. Big plays in the passing game helped contribute to the score, included a 32-yard completion to Higbee and a 20-yard completion to Woods. With 7:07 left in the game, Myers added a 34-yard field goal on the following Seahawks drive to cut the Rams' lead to 16. The Seahawks reached their own 59-yard line, and Wilson fired a throw into the endzone intended for Seahawks WR Tyler Lockett that was picked off by Rams CB Troy Hill. This was Hill's second interception of the season, giving him two interceptions in each of the last two seasons. The interception allowed the Rams to run out the clock, sealing the victory. The Rams' were able to dominate the ball in all three phases and had a notable game on both offense and defense. Offensively, with a pair of touchdown passes in the first half, Goff became the seventh quarterback in franchise history to throw 80 touchdowns. Goff was a perfect 7-of-7 for 134 yards and a touchdown on throws outside of the pocket. Gurley recorded 23 carries for 79 yards and four receptions for 34 yards. Gurley continued to move up L.A.'s all-time scrimmage yards leaderboard and moved into eight all-time after a 113-yard performance. Gurley now has 7,319 yards from scrimmage in his career. Higbee and Woods shared the team lead in receptions with seven each, Higbee finishing with a team-high 116 receiving yards while Woods added 98 and one touchdown. Higbee's 100-plus yard game was his second-consecutive outing with over 100 receiving yards. With these consecutive 100-yard performances, Higbee became the first Rams tight end since 1962 to post back-to-back 100-yard receiving performances. For the fifth time this season, the Rams' offensive line did not allow a sack in the game. This is the third season since 1970 that the Rams had five games without allowing a sack, only doing so in 1972 and 1973. Defensively, L.A. held Seattle to a season-low 12 points this season, which included its lowest first-half point total of the year. This was the second time this season that L.A.'s defense did not allow an offensive touchdown since Week 1 of the 2017 season. Fowler and DT Aaron Donald each added 1.5 sacks. Fowler's pair gave him 9.0 on the season, setting a new career high. Donald pushed his season total to 11.0, marking the third consecutive season he'll finish with double digits in that category. Donald now has 70.5 sacks in his career. L.A. finished the season with a perfect 3-0 record on Sunday Night Football this season. With the win, the Rams improved to 12-3 against NFC West opponents under Head Coach Sean McVay. The team is now 4-2 against Seattle under the third-year head coach.



STARTING LINEUPS



SEATTLE SEAHAWKS

LOS ANGELES RAMS

WR 14 DK.Metcalf	DE 90 J.Clowney	TE 82 J.Mundt	DE 90 M.Brockers
TE 74 G.Fant	DT 91 J.Reed	TE 89 T.Higbee	NT 69 S.Joseph
LT 76 D.Brown	NT 97 P.Ford	LT 77 A.Whitworth	DT 99 A.Donald
LG 70 M.Iupati	LEO 99 Q.Jefferson	LG 63 A.Corbett	DE 97 M.Fox
C 53 J.Hunt	SLB 57 C.Barton	C 66 A.Blythe	OLB 52 C.Matthews
RG 78 D.Fluker	MLB 54 B.Wagner	RG 73 D.Edwards	ILB 58 C.Littleton
RT 65 G.Ifedri	WLB 50 K.Wright	RT 71 B.Evans	LB 50 S.Ebukam
TE 48 J.Hollister	LCB 26 St.Griffin	WR 12 B.Cooks	LCB 22 T.Hill
WR 16 T.Lockett	RCB 21 T.Flowers	WR 17 R.Woods	RCB 20 J.Ramsey
QB 3 R.Wilson	SS 30 B.McDougald	QB 16 J.Goff	SS 24 T.Rapp
RB 32 C.Carson	FS 37 Q.Diggs	HB 30 T.Gurley	FS 32 E.Weddle

LOS ANGELES SUBSTITUTIONS: K 4 G.Zuerlein, P 6 J.Hekker, WR 14 N.Webster, WR 18 C.Kupp, CB 23 N.Robey, S 26 M.Christian, RB 27 D.Henderson, DB 31 D.Williams, S 33 N.Scott, RB 34 M.Brown, LB 41 K.Young, LS 44 J.McQuaide, OLB 45 O.Okoronkwo, LB 48 T.Howard, LB 51 T.Reeder, OLB 56 D.Fowler, C 66 C.Shelton, OL 67 C.Brewer, WR 83 J.Reynolds, TE 86 K.Blanton, WR 88 M.Thomas, DT 91 G.Gaines, DT 92 T.Smart

LOS ANGELES INACTIVES: DB 21 D.Deayon, CB 25 D.Long, S 39 J.Gervase, LB 57 N.Patrick, OL 64 J.Demby, T 79 R.Havenstein, TE 81 G.Everett

LOS ANGELES DID NOT PLAY: QB 5 B.Bortles



SCORING SUMMARY



		1	2	3	4	OT	TOTAL	FIELD GOALS	
VISITOR	Seattle Seahawks	3	0	6	3	-	12	(39)	(34)
HOME	Los Angeles Rams	7	14	0	7	-	28		37B
Clock									
TEAM	Qtr	Time	Play (Extra Point) (Drive Info)				Visitor	Home	
Seahawks	1	8:34	J.Myers 39 yd. Field Goal (11-54, 6:26)				3	0	
Rams	1	5:08	M.Brown 1 yd. run (G.Zuerlein kick) (8-75, 3:26)				3	7	
Rams	2	11:28	R.Woods 2 yd. pass from J.Goff (G.Zuerlein kick) (12-85, 6:29)				3	14	
Rams	2	0:51	C.Kupp 10 yd. pass from J.Goff (G.Zuerlein kick) (10-72, 3:13)				3	21	
Seahawks	3	12:54	Q.Diggs 55 yd. interception return (kick failed, w/)				9	21	
Rams	4	11:07	T.Gurley 7 yd. run (G.Zuerlein kick) (7-95, 3:40)				9	28	
Seahawks	4	7:03	J.Myers 34 yd. Field Goal (13-59, 4:04)				12	28	



Weather: 76 degrees, clear skies - Attendance 90,436 - Time 3:14



The Los Angeles Rams fell to the Dallas Cowboys, 44-21 on Sunday night at AT&T Stadium. The Cowboys struck first late in the first quarter with a 19-yard touchdown pass from Cowboys QB Dak Prescott to Cowboys TE Jason Witten, who hauled the pass in with one hand and made his way into the endzone for the score and an early 7-0 lead. A 28-yard catch and run on a screen by Rams WR Josh Reynolds on the final play of the first quarter gave the Rams' offense some momentum heading into the second quarter. Rams QB Jared Goff continued the drive with a 26-yard completion to Rams TE Tyler Higbee for a 26-yard gain, then three plays later tossed a two-yard touchdown pass to Rams RB Todd Gurley II for a 7-7 tie with 12:58 left in the first half. With the score, Gurley II tied for second-most receiving touchdowns by a Rams running back. Dallas answered on the ensuing drive with a 59-yard touchdown pass from Prescott to Cowboys WR Tavon Austin to take a 14-7 lead with 11:37 left in the second quarter. Although the Rams went three-and-out on the next series, Rams P Johnny Hekker's 67-yard punt pinned the Cowboys at their own 3 yard-line. The Cowboys mounted an eight-play, 97-yard drive that ended with a one-yard touchdown run by Cowboys RB Ezekiel Elliott. The series took nearly eight minutes off the clock and gave Dallas a 21-7 lead with 1:57 left in the first half. Cowboys LB Sean Lee intercepted and returned the ball to the Rams 9 yard-line, which helped set up a three-yard touchdown run by Elliott to give the Cowboys a 28-7 halftime lead. Cowboys K Kai Forbath's 50-yard field goal on the opening possession of the second half pushed Dallas' lead to 31-7. Facing a fourth-and-4 from their own 34, Los Angeles elected to fake the punt, with Hekker completing the pass to Rams WR Mike Thomas for the conversion. This was Hekker's 13th career completion and is now 13-22 for 184 passing yards through eight seasons in the NFL. The drive required a another fourth-down attempt, which was unsuccessful after Goff's pass intended for Rams WR Brandin Cooks fell incomplete. Dallas took over on downs from their own 36 and ended its ensuing drive with a 42-yard field goal to push their lead to 34-7 early in the fourth quarter. Forbath added another 42-yard field goal with 6:40 left in the game to give the Cowboys a 37-7 lead. Los Angeles cut their deficit to 24 with a seven-yard touchdown run by Gurley II. The two-point attempt succeeded on a Gurley II one-yard run, making it 37-15, Dallas with 3:17 left. Gurley II tied Steven Jackson and Eric Dickerson for the second-most rushing touchdowns in franchise history on the touchdown run. This was also Gurley's 10th rushing touchdown of the season, giving him four seasons with 10-plus rushing touchdowns. He is the second running back in franchise history to rush for double-digit touchdowns in three consecutive seasons. Los Angeles' ensuing onside kick was unsuccessful and ruled the kickoff out of bounds after a player recovered it out bounds. A 44-yard touchdown run by Cowboys RB Tony Pollard on the following possession gave Dallas a 44-15 lead with 3:09 left. Los Angeles responded as Goff fired a seven-yard touchdown pass to Rams WR Cooper Kupp to cut the Rams' deficit again, but the ensuing two-point attempt was unsuccessful. The Cowboys took a knee up 44-21 to run out the remainder of the clock and seal the victory. Despite the loss, the Rams achieved several milestones on Sunday. Kupp's six catches for 41 yards pushed him over 1,000 receiving yards on the season, the first time in his career that he has achieved the feat. Kupp is the third wide receiver under Head Coach Sean McVay to record 1,000 receiving yards in a season. Another strong performance by Higbee who became the first tight end in franchise history to have three-consecutive 100-plus yard receiving games. Higbee is now the third tight end in franchise history to record three 100-plus yard games in their Rams career. He ended the day with a career-high 12 catches for 111 yards. On defense, Rams rookie S Taylor Rapp posted 10 tackles, yielding him double-digit totals for the first time this season. Rapp is the only rookie to accomplish the feat this season. Rams LB Cory Littleton finished the day with 12 tackles giving him double-digit tackles in six games this season. Rams DT Aaron Donald added another tackle-for-loss to his arsenal, bringing him to 19 on the season. Donald led the league in the category entering Sunday's game. Since McVay took over as head coach, the Rams have a record of 2-1, including postseason games.



STARTING LINEUPS



LOS ANGELES RAMS

WR 18	C.Kupp	DE 90	M.Brockers
TE 89	T.Higbee	NT 69	S.Joseph
LT 77	A.Whitworth	DT 99	A.Donald
LG 63	A.Corbett	WILL 56	D.Fowler
C 66	A.Blythe	OLB 52	C.Matthews
RG 73	D.Edwards	ILB 58	C.Littleton
RT 71	B.Evans	LB 51	T.Reeder
WR 12	B.Cooks	LCB 22	T.Hill
WR 17	R.Woods	RCB 20	J.Ramsey
QB 16	J.Goff	SS 24	T.Rapp
HB 30	T.Gurley	FS 32	E.Wedde

DALLAS COWBOYS

WR 19	A.Cooper	DE 90	D.Lawrence
LT 77	T.Smith	DT 96	M.Collins
LG 76	X.Su'a-Filo	DT 99	A.Woods
C 72	T.Frederick	DE 58	R.Quinn
RG 70	Z.Martin	SLB 50	S.Lee
RT 71	L.Collins	MLB 54	J.Smith
TE 82	J.Witten	WLB 48	J.Thomas
TE 89	B.Jarwin	CB 24	C.Awuzie
WR 13	M.Gallup	CB 31	B.Jones
QB 4	D.Prescott	FS 38	J.Heath
RB 21	E.Elliott	SS 25	X.Woods

LOS ANGELES SUBSTITUTIONS: K 4 G.Zuerlein, P 6 J.Hekker, WR 14 N.Webster, CB 23 N.Robey, S 26 M.Christian, RB 27 D.Henderson, DB 31 D.Williams, S 33 N.Scott, RB 34 M.Brown, LB 41 K.Young, LS 44 J.McQuaide, OLB 45 O.Okoronkwo, LB 48 T.Howard, OLB 50 S.Ebukam, LB 57 N.Patrick, C 65 C.Shelton, OL 67 C.Brewer, TE 82 J.Mundt, WR 83 J.Reynolds, WR 88 M.Thomas, DT 91 G.Gaines, DT 92 T.Smart, DE 97 M.Fox

LOS ANGELES INACTIVES: DB 21 D.Deayon, CB 25 D.Long, S 39 J.Gervase, OL 64 J.Demby, T 79 R.Havenstein, TE 81 G.Everett, TE 86 K.Blanton
LOS ANGELES DID NOT PLAY: QB 5 B.Bortles



SCORING SUMMARY



		1	2	3	4	OT	TOTAL	FIELD GOALS	
VISITOR	Los Angeles Rams	0	7	0	14	-	21		
HOME	Dallas Cowboys	7	21	3	13	-	44	(50) (42) (42)	
		Clock						Visitor	Home
TEAM	Qtr	Time	Play (Extra Point) (Drive Info)				Visitor	Home	
Cowboys	1	1:47	J.Witten 19 yd. pass from D.Prescott (K.Forbath kick) (15-90, 6:21)				0	7	
Rams	2	12:58	T.Gurley 2 yd. pass from J.Goff (G.Zuerlein kick) (9-75, 3:49)				7	7	
Cowboys	2	11:37	T.Austin 59 yd. pass from D.Prescott (K.Forbath kick) (3-75, 1:21)				7	14	
Cowboys	2	1:57	E.Elliott 1 yd. run (K.Forbath kick) (14-97, 7:57)				7	21	
Cowboys	2	0:16	E.Elliott 3 yd. run (K.Forbath kick) (3-9, 1:00)				7	28	
Cowboys	3	11:09	K.Forbath 50 yd. Field Goal (8-43, 3:51)				7	31	
Cowboys	4	14:56	K.Forbath 42 yd. Field Goal (7-40, 3:49)				7	34	
Cowboys	4	6:40	K.Forbath 42 yd. Field Goal (10-57, 6:59)				7	37	
Rams	4	3:17	T.Gurley 7 yd. run (T.Gurley run) (12-75, 3:23)				15	37	
Cowboys	4	3:00	T.Pollard 44 yd. run (K.Forbath kick) (2-46, 0:17)				15	44	
Rams	4	0:40	C.Kupp 7 yd. pass from J.Goff (pass failed) (11-60, 2:20)				21	44	



FINAL TEAM STATISTICS



	RAMS	COWBOYS		RAMS	COWBOYS
TOTAL FIRST DOWNS	23	25	FGs - PATs Had Blocked	0-0	0-0
By Rushing	3	16	Net Punting Average	51.8	47.5
By Passing	17	8	TOTAL RETURN YARDAGE (W/O KOR)	0	45
By Penalty	3	1	No. and Yards Punt Returns	1-0	2-20
THIRD DOWN EFFICIENCY	4-12-33%	7-13-54%	No. and Yards Kickoff Returns	1-23	0-0
FOURTH DOWN EFFICIENCY	1-2-50%	1-1-100%	No. and Yards Interception Returns	0-0	1-25
TOTAL NET YARDS	289	475	PENALTIES Number and Yards	5-29	4-16
Total Offensive Plays	68	68	FUMBLES Number and Lost	0-0	1-0
Average gain per offensive play	4.3	7.0	TOUCHDOWNS	3	5
NET YARDS RUSHING	22	263	Rushing	1	3
Total Rushing Plays	14	45	Passing	2	2
Average gain per rushing play	1.6	5.8	Interceptions	0	1
Tackles for a loss-number and yards	2-5	3-4	EXTRA POINTS Made-Attempts	2-3	5-5
NET YARDS PASSING	267	212	Kicking Made-Attempts	1-1	5-5
Times thrown - yards lost attempting to pass	2-22	0-0	FIELD GOALS Made-Attempts	0-0	3-3
Gross yards passing	289	212	RED ZONE EFFICIENCY	3-3-100%	3-3-100%
PASS ATTEMPTS-COMP-HAD INT	52-34-1	23-15-0	GOAL TO GO EFFICIENCY	3-3-100%	2-2-100%
Avg gain per pass play	4.9	9.2	SAFETIES	0	0
KICKOFFS Number-In End Zone-TBs	4-3-3	9-7-6	FINAL SCORE	21	44
PUNTS Number and Average	5-55.8	2-47.5	TIME OF POSSESSION	23:54	36:06
Had Blocked	0	0			



FINAL INDIVIDUAL STATISTICS



LOS ANGELES RAMS										DALLAS COWBOYS									
RUSHING	ATT	YDS	AVG	LG	TD					RUSHING	ATT	YDS	AVG	LG	TD				
T.Gurley	11	20	1.8	8	1					T.Pollard	12	131	10.9	44	1				
J.Goff	3	2	0.7	3	0					E.Elliott	24	117	4.9	15	2				
Total	14	22	1.6	8	1					D.Prescott	7	12	1.7	7	0				
										T.Austin	2	3	1.5	2	0				
										Total	45	263	5.8	44	3				
PASSING	ATT	CMP	YDS	SK/YD	TD	LG	IN	RT.		PASSING	ATT	CMP	YDS	SK/YD	TD	LG	IN	RT.	
J.Goff	51	33	284	2/22	2	28	1	84.1		D.Prescott	23	15	212	0/0	2	59	0	123.8	
J.Hekker	1	1	5	0/0	0	5	0	87.5		Total	23	15	212	0/0	2	59	0	123.8	
Total	52	34	289	2/22	2	28	1	84.5											
										RECEIVING	NO	YDS	AVG	LG	TD				
										J.Witten	4	36	9.0	19	1				
										E.Elliott	3	43	14.3	26	0				
										B.Jarwin	2	40	20.0	20	0				
										T.Pollard	2	12	6.0	8	0				
										T.Austin	1	59	59.0	59	1				
										A.Cooper	1	19	19.0	19	0				
										M.Gallup	1	6	6.0	6	0				
										R.Cobb	1	-3	-3.0	-3	0				
										Total	15	212	14.1	59	2				
										INTERCEPTIONS	NO	YDS	AVG	LG	TD				
										S.Lee	1	25	25.0	25	0				
										Total	1	25	25.0	25	0				
										PUNTING	NO	YDS	AVG	NET	TB/I20	LG			
										C.Jones	2	95	47.5	47.5	0/1	48			
										Total	2	95	47.5	47.5	0/1	48			
										PUNT RETURNS	NO	YDS	AVG	FC	LG	TD			
										T.Austin	2	20	10.0	0	12	0			
										R.Cobb	0	0	0.0	1	0	0			
										[DOWNED]	1	0	0.0	0	0	0			
										[OUT OF BOUNDS]	1	0	0.0	0	0	0			
										Total	2	20	10.0	1	12	0			
										KICKOFF RETURNS	NO	YDS	AVG	FC	LG	TD			
										[OUT OF BOUNDS]	1	0	0.0	0	0	0			
										[TOUCHBACK]	3	0	0.0	0	0	0			
										Total	0	0	0.0	0	0	0			



DEFENSIVE STATISTICS (BASED ON GAMEBOOK)



PLAYER	T	S	A	S-YDS	I-YDS	PD	FF	FR	PLAYER	T	S	A	S-YDS	I-YDS	PD	FF	FR
C.Littleton	12	4	8	0-0	0-0	0	0	0	A.Donald	3	1	2	0-0	0-0	0	0	0
T.Rapp	10	3	7	0-0	0-0	0	0	0	S.Ebukam	2	2	0	0-0	0-0	0	0	0
C.Matthews	6	4	2	0-0	0-0	0	0	0	T.Hill	1	1	0	0-0	0-0	0	0	0
D.Fowler	6	4	2	0-0	0-0	0	0	0	J.Ramsey	1	1	0	0-0	0-0	0	0	0
M.Brockers	5	4	1	0-0	0-0	0	0	0	M.Fox	1	0	1	0-0	0-0	0	0	0
D.Williams	5	4	1	0-0	0-0	0	0	0	T.Howard	0	0	0	0-0	0-0	1	0	0
T.Reeder	5	3	2	0-0	0-0	0	0	0	K.Young	1	1	0	0-0	0-0	0	0	0
E.Weddle	5	3	2	0-0	0-0	0	0	0	M.Thomas	1	1	0	0-0	0-0	0	0	0
S.Joseph	4	2	2	0-0	0-0	0	0	0	M.Brown	1	1	0	0-0	0-0	0	0	0
N.Robey	3	3	0	0-0	0-0	0	0	0	Totals	72	42	30	0-0	0-0	1	0	0



Weather: 58 degrees, cloudy - Attendance 70,103 - Time 3:06



The San Francisco 49ers defeated the Los Angeles Rams, 34-31 on Saturday night at Levi's Stadium. The Rams mounted a strong opening drive as Rams QB Jared Goff found Rams WR Brandin Cooks for a 10-yard touchdown pass to go up 7-0. The 49ers responded with an 81-yard return on the ensuing kickoff, which set up the 49ers at the Rams 18 yard-line. The Rams' defense came in strong and Rams LB Cory Littleton had a pass breakup in the endzone on the third-and-goal and Los Angeles held San Francisco to a 26-yard field goal by 49ers K Robbie Gould to make it 7-3, L.A. with 8:35 left in the first quarter. Late in the first quarter, Rams CB Jalen Ramsey intercepted 49ers QB Jimmy Garoppolo and set up the Rams at their own 37 yard-line. This was Ramsey's first interception as a Ram and now has 10 career interceptions that he has returned for a total of 112 yards. Nine plays later, Rams RB Todd Gurley II ran the ball into the endzone for a 5-yard touchdown to extend the Rams' lead to 14-3 to start the second quarter. San Francisco would answer with a 19-yard touchdown run by 49ers WR Deebo Samuel to cut the Rams' lead to four. The two teams would trade touchdowns again, as Gurley ran a 1-yard touchdown into the endzone and 49ers RB Raheem Mostert followed with a 16-yard run to make it 21-17. Gurley is now the first Rams player with 13-plus touchdowns in three-consecutive seasons. He has 14 touchdowns on the year and 58 career rushing touchdowns – tying Hall of Famer Marshall Faulk for most in team history. With 56 seconds left in the first half, 49ers LB Fred Warner intercepted a pass from Goff and returned it for a 46-yard touchdown, which gave San Francisco a 24-21 halftime lead. On the first drive of the second half, Rams CB Darius Williams snagged L.A.'s second interception off a tipped pass caused by Ramsey, which was Williams' first career interception. The ensuing offensive possession ended with a missed 52-yard field goal attempt by Rams K Greg Zuerlein. Behind a key defensive stop from midfield, Los Angeles forced the 49ers to punt the ball back into the Rams possession. Rams WR Cooper Kupp hauled in a 22-yard touchdown pass from Goff to retake the lead 28-24 with 5:06 left in the third quarter. San Francisco regained the lead on a 7-yard touchdown pass from Garoppolo to 49ers TE George Kittle making the score 31-28. A 52-yard field goal by Zuerlein on the ensuing drive tied the game, 31-31, with 2:30 left in the game. This was Zuerlein's 200th field goal of his career. Zuerlein is the eighth active kicker through Saturday's game to tally 200-plus made field goals. San Francisco converted twice on third-and-long on the game-winning drive from an 18-yard catch by 49ers WR Kendrick Bourne and a 46-yard catch by 49ers WR Emmanuel Sanders. With San Francisco in field goal range, Gould made a 33-yard field goal as time expired to make the score 34-31 and clinch the victory for the 49ers. Despite the loss, the Rams had breakthrough performances in all three phases. After completing 27 passes for 323 yards, Goff surpassed 4,000 passing yards for the second-consecutive season, becoming the first quarterback in franchise history to do so back-to-back. Goff is the second quarterback in franchise history to have multiple seasons with over 4,000 passing yards, joining Hall of Famer Kurt Warner. With his third 100-plus yard receiving game of the season, Woods tied his single-season career high in total 100-plus yard receiving games to match his 2018 output. Rams WR Robert Woods also pushed his season receiving total to 1,067 yards, giving Los Angeles two 1,000-yard receivers for the second consecutive season. This is the first time the Rams accomplished the feat in consecutive seasons since a streak of four seasons from 1999-2002. With the 1,000-plus receiving yard output this season, Woods became the first Ram to post consecutive seasons with over 1,000 receiving yards since Torry Holt finished a run of eight straight seasons from 2000-2007. With a nine-catch output in Saturday's game, TE Tyler Higbee set a single-season franchise record for receptions by a tight end. Higbee finished the game with 104 receiving yards, his fourth-consecutive 100-plus yard output. Higbee is only the second tight end in franchise history to have four 100-plus receiving yard games with the Rams. Higbee is also the first tight end since 1970 to have four consecutive games of seven-plus catches for 100-plus yards. Defensively, the Rams boast multiple players with double-digit sacks for the first time since 2012. DT Aaron Donald and OLB Dante Fowler Jr., who each recorded multiple sacks in Saturday's game. With 1.5 sacks in the game, Donald now has 12.5 sacks this season and 72 in his career. Littleton set a new single-season career high in tackles after notching seven. He now has 131 this season. Saturday was only the third time this season a defensive unit forced Garoppolo into multiple interceptions in single game.



STARTING LINEUPS



LOS ANGELES RAMS

WR 18	C.Kupp	DE 90	M.Brockers
TE 89	T.Higbee	NT 69	S.Joseph
LT 77	A.Whitworth	DT 99	A.Donald
LG 63	A.Corbett	WILL 56	D.Fowler
C 66	A.Blythe	OLB 52	C.Matthews
RG 73	D.Edwards	ILB 58	C.Littleton
RT 71	B.Evans	LB 51	T.Reeder
WR 12	B.Cooks	LCB 31	D. Williams
WR 17	R.Woods	RCB 20	J.Ramsey
QB 16	J.Goff	SS 24	T.Rapp
HB 30	T.Gurley	FS 32	E.Weddele

SAN FRANCISCO 49ERS

WR 19	D.Samuel	LDE 97	N.Bosa
LT 74	J.Staley	LDT 96	S.Day
LG 75	L.Tomlinson	RDT 99	D.Buckner
C 63	B.Garland	RDE 91	A.Armstead
RG 60	D.Brunskill	NB 24	K.Williams
RT 69	M.McGlinchey	MIKE 54	F.Warner
TE 85	G.Kittle	WILL 57	D.Greenlaw
WR 17	E.Sanders	LCB 25	R.Sherman
QB 10	J.Garoppolo	RCB 23	A.Witherspoon
RB 26	T.Coleman	FS 20	J.Ward
FB 44	K.Juszczyk	SS 36	M.Harris

LOS ANGELES SUBSTITUTIONS: K 4 G.Zuerlein, P 6 J.Hekker, WR 14 N.Webster, CB 23 N.Robey, CB 25 D.Long, S 26 M.Christian, RB 27 D.Henderson, S 33 N.Scott, RB 34 M.Brown, LB 41 K.Young, LS 44 J.McQuaide, OLB 45 O.Okoronkwo, LB 48 T.Howard, OLB 50 S.Ebukam, C 65 C.Shelton, OL 67 C.Brewer, TE 81 G.Everett, TE 82 J.Mundt, WR 83 J.Reynolds, WR 88 M.Thomas, DT 91 G.Gaines, DT 92 T.Smart, DE 97 M.Fox

LOS ANGELES INACTIVES: DB 21 D.Deayon, CB 22 T.Hill, S 39 J.Gervase, LB 57 N.Patrick, OL 64 J.Demby, T 79 R.Havenstein, TE 86 K.Blanton

LOS ANGELES DID NOT PLAY: QB 5 B.Bortles



SCORING SUMMARY



		1	2	3	4	OT	TOTAL	FIELD GOALS	
VISITOR	Los Angeles Rams	7	14	7	3	-	31	52WL	(52)
HOME	San Francisco 49ers	3	21	0	10	-	34	(26)	(33)
Clock									
TEAM	Qtr	Time	Play (Extra Point) (Drive Info)				Visitor	Home	
Rams	1	11:08	B.Cooks 10 yd. pass from J.Goff (G.Zuerlein kick) (7-75, 3:52)				7	0	
49ers	1	8:35	R.Gould 26 yd. Field Goal (6-10, 2:33)				7	3	
Rams	2	14:55	T.Gurley 5 yd. run (G.Zuerlein kick) (9-63, 4:01)				14	3	
49ers	2	12:06	D.Samuel 19 yd. run (R.Gould kick) (5-75, 2:49)				14	10	
Rams	2	6:47	T.Gurley 1 yd. run (G.Zuerlein kick) (11-64, 5:19)				21	10	
49ers	2	2:21	R.Mostert 16 yd. run (R.Gould kick) (9-75, 4:26)				21	17	
49ers	2	0:46	F.Warner 46 yd. interception return (R.Gould kick)				21	24	
Rams	3	5:06	C.Kupp 22 yd. pass from J.Goff (G.Zuerlein kick) (7-68, 2:43)				28	24	
49ers	4	6:06	G.Kittle 7 yd. pass from J.Garoppolo (R.Gould kick) (6-91, 2:48)				28	31	
Rams	4	2:30	G.Zuerlein 52 yd. Field Goal (8-41, 3:36)				31	31	
49ers	4	0:00	R.Gould 33 yd. Field Goal (9-60, 2:30)				31	34	

17

LOS ANGELES 31, ARIZONA 24

December 29, 2019 - Los Angeles Memorial Coliseum - Los Angeles, Calif.



Weather: 62 degrees, cloudy - Attendance 68,665 - Time 3:19



The Los Angeles Rams closed out their 2019 season and time at the Los Angeles Memorial Coliseum with a 31-24 win over the Arizona Cardinals Sunday afternoon. On the Rams' first offensive drive of the game, Rams K Greg Zuerlein kicked a 47-yard field goal to give Los Angeles an early 3-0 lead. An Unsuccessful fake punt by L.A. allowed the Cardinals to take over on downs from the Rams' 23 yard-line and two plays later, Cardinals QB Kyler Murray completed a 23-yard touchdown pass to Cardinals TE Dan Arnold for a 7-3 Arizona lead with 3:54 left in the first quarter. On the ensuing drive, which saw Rams TE Tyler Higbee set a new single-season franchise record for receiving yards by a tight end, the Rams regained the lead 10-7 with a 3-yard touchdown run by Rams RB Malcolm Brown with 10:59 left in the first half. Late in the second quarter, the Rams extended their lead to 10 on a 6-yard touchdown pass from Rams QB Jared Goff to Rams WR Cooper Kupp. This was Goff and Kupp's 10th touchdown of the season the touchdown made Kupp the first Rams with 10-plus receiving touchdowns in a season since Torry Holt had 10 in 2006. The scoring opportunity was set up by Rams rookie S Taylor Rapp's snap recovery at the Cardinals' 8 yard-line. This was Rapp's first fumble recovery of his career. Los Angeles secured a second fumble recovery on the next defensive drive after Cardinals C A.Q. Shipley's snap bounced off Murray's chest and Rams LB Cory Littleton recovered it. L.A. was unable to capitalize as Zuerlein's 47-yard kick sailed wide right with 1:05 left in the second quarter. Taking over at their own 37 yard-line, the Cardinals would convert a 31-yard field goal by Cardinals K Zane Gonzalez to make the score 17-10, Rams, by halftime. The Rams opened the second half with an interception by Rams DB Darius Williams, but the possession ended with Rams P Johnny Hekker punting from the Cardinals' 48 yard-line. This was Williams second-consecutive game with an interception. Arizona's next offensive series ended with a 3-yard touchdown pass from Murray to Cardinals WR Damiere Byrd, tying the game 17-17 with 4:43 left in the third quarter. It would be the only points scored in the third quarter. Facing a first-and-goal from the Cardinals' 9 yard-line at the start of the fourth quarter, L.A. regained the lead 24-17 with a 4-yard touchdown pass from Goff to Higbee. This gave Higbee a career-high of three receiving touchdowns this season. The Cardinals reached the Rams' 37 yard-line and tried to tie the game again, but Murray overthrew Cardinals WR Larry Fitzgerald on third-and-9 from the Rams' 42 yard-line and was intercepted by Rapp. This was Rapp's second interception against the Cardinals this season and the second of his career. Los Angeles capped off the drive with an 11-yard touchdown pass from Goff to Rams WR Robert Woods to extend their lead to 14. This touchdown gave Goff and Woods multiple passing touchdowns in five-consecutive games. Goff has now had a five-game streak of multiple passing touchdowns in three-consecutive seasons, becoming only the seventh quarterback since 1970 to accomplish the feat. Arizona answered with a one-yard touchdown run by Drake to cut L.A.'s lead to seven, but the Rams' defense shut down the Cardinals and prevented Arizona from scoring and secured the 31-24 win. In their final game at the Coliseum, Kupp led all receivers and tallied seven receptions in the game, giving him 94 for the season. The output ranks tied for fourth on L.A.'s single-season reception total list. Woods recorded seven receptions in the game, establishing a new single-season career-high of 90 receptions in his 100th NFL game. The total is tied for eighth on L.A.'s single-season reception total list. Rams RB Tod Gurley II ended the day with 89 yards from scrimmage, giving him 1,000-plus yards from scrimmage in five-consecutive seasons. With 84 receiving yards in the game, Higbee ended the year with a single-season high of 734 receiving yards. The Rams' defense held Arizona to four rushing yards in the first half. The last time Arizona had five or fewer rushing yards in the first half was Week 9 of the 2011 season against the Rams. Los Angeles forced four turnovers in the game, marking the first time since Week 7 of the 2018 campaign the Cardinals had four turnovers in a game. Littleton recorded three tackles in the game, giving him 134 on the season. The total ranks fourth on L.A.'s single-season tackle leaderboard. After knocking down a pass in the second quarter, OLB Dante Fowler Jr. reached six passes defended for the season, establishing a new single-season career-high. After tallying his fifth in L.A.'s Week 16 contest, Fowler Jr. has recorded passes defended in two consecutive games for the third time in his career. On special teams, Hekker surpassed the 3,000-yard threshold with 156 punting yards in Sunday's game. It is the seventh season in his career that Hekker reached 3,000 yards. Zuerlein converted four extra points in the game, giving him 40 made extra points for the second time in his career. With the win, L.A. clinched a winning record for the third-consecutive seasons. This is the first time since 1999-2010 the franchise did so. Rams Head Coach Sean McVay became the first head coach since Texans Head Coach Bill O'Brien (2014-2016) to have a winning record in each of their first three seasons as a head coach. The Rams continue to lead the series against the Arizona Cardinals, 43-38-2.



STARTING LINEUPS



ARIZONA CARDINALS

WR 11	L.Fitzgerald	NT 98	C.Peters
LT 74	D.Humphries	DE 94	C.Reid
LG 67	J.Pugh	SAM 55	Cha.Jones
C 53	A.Shipley	ILB 59	J.Walker
RG 64	J.Sweezy	ILB 58	J.Hicks
RT 71	J.Murray	WILL 54	B.Wagner
TE 82	D.Arnold	CB 33	K.Wright
WR 13	C.Kirk	CB 21	St.Griffin
TE 87	M.Williams	CB 25	T.Flowers
QB 1	K.Murray	SS 34	B.McDougald
RB 41	K.Drake	FS 32	Q.Diggs

LOS ANGELES RAMS

WR 18	C.Kupp	DE 90	M.Brockers
TE 89	T.Higbee	NT 69	S.Joseph
LT 77	A.Whitworth	DT 99	A.Donald
LG 63	A.Corbett	WILL 56	D.Fowler
C 66	A.Blythe	OLB 52	C.Matthews
RG 73	D.Edwards	ILB 58	C.Littleton
RT 71	B.Evans	ILB 51	T.Reeder
WR 12	B.Cooks	LCB 23	N.Robey
WR 17	R.Woods	RCB 31	D.Williams
QB 16	J.Goff	SS 24	T.Rapp
HB 30	T.Gurley	FS 32	E.Weddle

LOS ANGELES SUBSTITUTIONS: K 4 G.Zuerlein, P 6 J.Hekker, WR 14 N.Webster, DB 21 D.Deayon, CB 25 D.Long, S 26 M.Christian, S 33 N.Scott, RB 34 M.Brown, LB 41 K.Young, RB 42 J.Kelly, LS 44 J.McQuaide, LB 48 T.Howard, OLB 50 S.Ebukam, LB 57 N.Patrick, C 65 C.Shelton, OL 67 C.Brewer, TE 81 G.Everett, TE 82 J.Mundt, WR 83 J.Reynolds, WR 88 M.Thomas, DT 91 G.Gaines, DT 92 T.Smart, DE 97 M.Fox

LOS ANGELES INACTIVES: CB 20 J.Ramsey, CB 22 T.Hill, S 39 J.Gervase, OLB 45 O.Okoronkwo, OL 64 J.Demby, T 79 R.Havenstein, TE 86 K.Blanton

LOS ANGELES DID NOT PLAY: QB 5 B.Bortles



SCORING SUMMARY



		1	2	3	4	OT	TOTAL	FIELD GOALS	
VISITOR	Arizona Cardinals	7	3	7	7	-	24		(31)
HOME	Los Angeles Rams	3	14	0	14	-	31		(47) 47WR
Clock									
TEAM	Qtr	Time	Play (Extra Point) (Drive Info)				Visitor	Home	
Rams	1	9:12	G.Zuerlein 47 yd. Field Goal (12-46, 5:48)				0	3	
Cardinals	1	3:54	D.Arnold 23 yd. pass from K.Murray (Z.Gonzalez kick) (2-22, 0:44)				7	3	
Rams	2	10:54	M.Brown 3 yd. run (G.Zuerlein kick) (11-50, 4:34)				7	10	
Rams	2	3:49	C.Kupp 6 yd. pass from J.Goff (G.Zuerlein kick) (3-8, 1:39)				7	17	
Cardinals	2	0:04	Z.Gonzalez 31 yd. Field Goal (9-50, 0:56)				10	17	
Cardinals	3	4:43	D.Byrd 3 yd. pass from K.Murray (Z.Gonzalez kick) (10-88, 4:45)				17	17	
Rams	4	13:34	T.Higbee 4 yd. pass from J.Goff (G.Zuerlein kick) (12-75, 6:09)				17	24	
Rams	4	7:52	R.Woods 11 yd. pass from J.Goff (G.Zuerlein kick) (8-71, 3:34)				17	31	
Cardinals	4	3:53	K.Drake 1 yd. run (Z.Gonzalez kick) (9-75, 3:59)				24	31	



FINAL TEAM STATISTICS



	CARDINALS	RAMS		CARDINALS	RAMS
TOTAL FIRST DOWNS	22	25	FGs - PATs Had Blocked	0-0	0-0
By Rushing	5	4	Net Punting Average	44.3	34.0
By Passing	13	17	TOTAL RETURN YARDAGE (W/O KOR)	0	41
By Penalty	4	4	No. and Yards Punt Returns	0-0	2-18
THIRD DOWN EFFICIENCY	5-10-50%	11-18-61%	No. and Yards Kickoff Returns	3-68	1-30
FOURTH DOWN EFFICIENCY	0-0-0%	0-1-0%	No. and Yards Interception Returns	0-0	2-23
TOTAL NET YARDS	393	424	PENALTIES Number and Yards	8-63	10-91
Total Offensive Plays	61	79	FUMBLES Number and Lost	3-3	0-0
Average gain per offensive play	6.4	5.4	TOUCHDOWNS	3	4
NET YARDS RUSHING	71	113	Rushing	1	1
Total Rushing Plays	17	33	Passing	2	3
Average gain per rushing play	4.2	3.4	EXTRA POINTS Made-Attempts	3-3	4-4
Tackles for a loss-number and yards	3-4	8-20	Kicking Made-Attempts	3-3	4-4
NET YARDS PASSING	322	311	FIELD GOALS Made-Attempts	1-1	1-2
Times thrown - yards lost attempting to pass	1-3	1-8	RED ZONE EFFICIENCY	2-3-67%	4-4-100%
Gross yards passing	325	319	GOAL TO GO EFFICIENCY	2-2-100%	3-3-100%
PASS ATTEMPTS-COMP-HAD INT	43-27-2	45-29-0	SAFETIES	0	0
Avg gain per pass play	7.3	6.8	FINAL SCORE	24	31
KICKOFFS Number-In End Zone-TBs	5-4-4	6-4-3	TIME OF POSSESSION	23:02	36:58
PUNTS Number and Average	3-50.3	4-39.0			
Had Blocked	0	0			



FINAL INDIVIDUAL STATISTICS



ARIZONA CARDINALS										LOS ANGELES RAMS									
RUSHING										RUSHING									
	ATT	YDS	AVG	LG	TD						ATT	YDS	AVG	LG	TD				
K.Drake	12	60	5.0	24	1					T.Gurley	20	68	3.4	14	0				
C.Kirk	1	6	6.0	6	0					M.Brown	9	26	2.9	15	1				
B.Hundley	1	6	6.0	6	0					R.Woods	1	9	9.0	9	0				
K.Murray	2	0	0.0	0	0					N.Scott	1	6	6.0	6	0				
C.Edmonds	1	-1	-1.0	-1	0					J.Goff	2	4	2.0	5	0				
Total	17	71	4.2	24	1					Total	33	113	3.4	15	1				
PASSING										PASSING									
	ATT	CMP	YDS	SK/YD	TD	LG	IN	RT.			ATT	CMP	YDS	SK/YD	TD	LG	IN	RT.	
K.Murray	42	26	325	1/3	2	37	2	81.9		J.Goff	45	29	319	1/8	3	37	0	107.5	
B.Hundley	1	1	0	0/0	0	0	0	79.2		Total	45	29	319	1/8	3	37	0	107.5	
Total	43	27	325	1/3	2	37	2	82.0											
RECEIVING										RECEIVING									
	NO	YDS	AVG	LG	TD						NO	YDS	AVG	LG	TD				
D.Byrd	7	7	74	10.6	1					T.Higbee	8	84	10.5	22	1				
C.Kirk	7	7	60	8.6	0					C.Kupp	7	99	14.1	24	1				
D.Arnold	4	4	76	19.0	1					R.Woods	7	67	9.6	37	1				
L.Fitzgerald	4	4	45	11.3	0					B.Cooks	3	40	13.3	22	0				
K.Drake	3	3	23	7.7	0					T.Gurley	2	21	10.5	14	0				
P.Cooper	1	1	24	24.0	0					M.Brown	1	6	6.0	6	0				
M.Williams	1	1	23	23.0	0					J.Mundt	1	2	2.0	2	0				
Total	38	27	325	12.0	2					Total	29	319	11.0	37	3				
INTERCEPTIONS										INTERCEPTIONS									
	NO	YDS	AVG	LG	TD						NO	YDS	AVG	LG	TD				
Total	0	0	0	0	0					T.Rapp	1	23	23.0	23	0				
										D.Williams	1	0	0.0	0	0				
										Total	2	23	11.5	23	0				
PUNTING										PUNTING									
	NO	YDS	AVG	NET	TB/I20	LG					NO	YDS	AVG	NET	TB/I20	LG			
A.Lee	3	151	50.3	44.3	0/2	54				J.Hekker	4	156	39.0	34.0	1/3	45			
Total	3	151	50.3	44.3	0/2	54				Total	4	156	39.0	34.0	1/3	45			
PUNT RETURNS										PUNT RETURNS									
	NO	YDS	AVG	FC	LG	TD					NO	YDS	AVG	FC	LG	TD			
P.Cooper	0	0	0.0	3	0	0				N.Webster	2	18	9.0	1	14	0			
[TOUCHBACK]	1	0	0.0	0	0	0				Total	2	18	9.0	1	14	0			
Total	0	0	0.0	3	0	0													
KICKOFF RETURNS										KICKOFF RETURNS									
	NO	YDS	AVG	FC	LG	TD					NO	YDS	AVG	FC	LG	TD			
P.Cooper	3	68	22.7	0	26	0				N.Webster	1	30	30.0	0	30	0			
[TOUCHBACK]	3	0	0.0	0	0	0				[TOUCHBACK]	4	0	0	0	0	0			
Total	3	68	22.7	0	26	0				Total	1	30	30.0	0	30	0			



DEFENSIVE STATISTICS (BASED ON GAMEBOOK)



PLAYER	T	S	A	S-YDS	I-YDS	PD	FF	FR	PLAYER	T	S	A	S-YDS	I-YDS	PD	FF	FR
E.Weddle	7	3	4	0-0	0-0	0	0	0	N.Robey	2	1	1	0-0	0-0	1	0	0
T.Rapp	6	4	2	0-0	1-23	1	0	1	A.Donald	2	1	1	0-0	0-0	0	0	0
T.Howard	5	3	2	0-0	0-0	1	0	0	M.Brockers	2	0	2	0-0	0-0	0	0	0
T.Reeder	6	4	2	0-0	0-0	0	1	0	S.Ebukam	1	1	0	0-0	0-0	0	0	1
C.Littleton	3	3	0	1-3	0-0	0	0	1	M.Fox	1	1	0	0-0	0-0	0	0	0
D.Williams	3	3	0	0-0	1-0	2	0	0	T.Smart	1	1	0	0-0	0-0	0	0	0
D.Long	3	2	1	0-0	0-0	1	0	0	C.Matthews	1	0	1	0-0	0-0	0	0	0
S.Joseph	3	1	2	0-0	0-0	0	0	0	K.Young	1	1	0	0-0	0-0	0	0	0
D.Fowler	2	2	0	0-0	0-0	1	0	0	D.Deayon	1	1	0	0-0	0-0	0	0	0
M.Christian	2	2	0	0-0	0-0	0	0	0	Totals	52	34	18	1-3	2-23	7	1	3

Los Angeles Rams 2020 Media Guide

Regular Season Statpack





All-Time Records



Bold denotes player active with Rams

Italics denotes rookie



Career Rushing



	Years	Att.	Yards	Avg.	Long	TD
1. Jackson, Steven	2004-12	2,395	10,135	4.2	59t	56
2. Dickerson, Eric	1983-87	1,525	7,245	4.8	85t	56
3. Faulk, Marshall	1999-2006	1,447	6,959	4.8	71t	58
4. McCutcheon, Lawrence	1973-79	1,435	6,186	4.3	48	23
5. Bass, Dick	1960-69	1,218	5,417	4.5	73t	34
6. Gurley II, Todd	2015-19	1,265	5,404	4.3	71t	58
7. Towler, Dan	1950-55	672	3,493	5.2	79t	44
8. Josephson, Les	1964-67, 69-74	797	3,407	4.3	75	17
9. Younger, Paul (Tank)	1949-57	682	3,296	4.8	75t	17
10. Tyler, Wendell	1977-82	720	3,266	4.5	69t	33



Season Rushing



	Year	Att.	Yards	Avg.	Long	TD
1. Dickerson, Eric	1984	379	2,105	5.6	66	14
2. Dickerson, Eric	1986	404	1,821	4.5	42t	11
3. Dickerson, Eric	1983	390	1,808	4.6	85t	18
4. Jackson, Steven	2006	346	1,528	4.4	59t	13
5. Bettis, Jerome	1993	294	1,429	4.9	71t	7
6. Jackson, Steven	2009	324	1,416	4.4	58	4
7. Faulk, Marshall	2001	260	1,382	5.3	71t	12
8. Faulk, Marshall	1999	253	1,381	5.5	58	7
9. White, Charles	1987	324	1,374	4.2	58	11
10. Faulk, Marshall	2000	253	1,359	5.4	36	18



Career Passing (based on yards)



	Years	Att.	Comp.	Yards	Pct.	TD	Int.
1. Everett, Jim	1986-93	3,277	1,847	23,758	.564	142	123
2. Bulger, Marc	2001-09	3,171	1,969	22,814	.621	122	93
3. Gabriel, Roman	1962-72	3,313	1,705	22,223	.515	154	112
4. Van Brocklin, Norm	1949-57	1,897	1,011	16,114	.533	118	127
5. Goff, Jared	2016-present	1,900	1,189	14,494	.624	87	43
6. Warner, Kurt	1998-03	1,688	1,121	14,447	.664	102	65
7. Waterfield, Bob	1945-52	1,618	814	11,893	.503	99	128
8. Bradford, Sam	2010-13	1,760	1,032	11,065	.586	59	38
9. Ferragamo, Vince	1977-84	1,288	730	9,376	.567	70	71
10. Haden, Pat	1976-81	1,363	731	9,296	.536	52	60



Career Passing (based on rating, min. 1,500 attempts)



	Years	Att.	Comp.	Yards	Pct.	TD	Int.	Rating
1. Warner, Kurt	1998-03	1,688	1,121	14,447	.664	102	65	97.2
2. Goff, Jared	2016-present	1,900	1,189	14,494	.624	87	43	91.7
3. Bulger, Marc	2001-09	3,171	1,969	22,814	.621	122	93	84.4
4. Everett, Jim	1986-93	3,277	1,847	23,758	.564	142	123	78.1
5. Bradford, Sam	2010-13	1,760	1,032	11,065	.586	59	38	79.3



Season Passing (based on yards)



	Year	Att.	Comp.	Yards	Pct.	TD	Int.
1. Warner, Kurt	2001	546	375	4,830	68.7	36	22
2. Goff, Jared	2018	561	364	4,688	64.9	32	12
3. Goff, Jared	2019	626	394	4,638	62.4	22	16
4. Warner, Kurt	1999	499	325	4,353	65.1	41	13
5. Everett, Jim	1989	518	304	4,310	58.7	29	17
6. Bulger, Marc	2006	588	370	4,301	63.0	24	8
7. Everett, Jim	1990	554	307	3,989	55.4	23	17
8t. Everett, Jim	1988	517	308	3,964	59.6	31	18
8t. Bulger, Marc	2004	485	321	3,964	66.2	21	14
10. Bulger, Marc	2003	532	336	3,845	63.2	22	22



Career Receptions



	Years	No.	Yards	Avg.	Long	TD
1. Bruce, Isaac	1994-2007	942	14,109	15.0	80t	84
2. Holt, Torry	1999-2008	869	12,660	14.6	85t	74
3. Ellard, Henry	1983-93	593	9,761	16.5	81t	48
4. Faulk, Marshall (RB)	1999-2006	470	4,071	8.7	72t	27
5. Jackson, Steven (RB)	2004-12	407	3,324	8.2	64t	8
6. Fears, Tom	1948-56	400	5,397	13.4	80t	38
7. Hirsch, Elroy	1949-57	343	6,299	18.4	91t	53
8. Snow, Jack	1965-75	340	6,012	17.7	84t	45
9. Phillips, Jim	1958-64	333	4,953	14.9	93t	27
10. Benton, Jim	1938-40, 42, 44-47	275	4,566	16.6	84t	42



Season Receptions



	Year	No.	Yards	Avg.	Long	TD
1. Bruce, Isaac	1995	119	1,781	15.0	72	13
2. Holt, Torry	2003	117	1,696	14.5	48	12
3. Holt, Torry	2005	102	1,331	13.0	44	9
4t. Kupp, Cooper	2019	94	1,161	12.4	66	10
4t. Holt, Torry	2004	94	1,372	14.6	75t	10
6t. Holt, Torry	2007	93	1,189	12.8	40	7
6t. Holt, Torry	2006	93	1,188	12.8	67t	10
8. Holt, Torry	2002	91	1,302	14.3	58	4
9t. Woods, Robert	2019	90	1,134	12.6	48	2
9t. Jackson, Steven	2006	90	806	9.0	64t	3



Career Receiving Yards



	Years	No.	Yards	Avg.	Long	TD
1. Bruce, Isaac	1994-2007	942	14,109	15.0	80t	84
2. Holt, Torry	1999-2008	869	12,660	14.6	85t	74
3. Ellard, Henry	1983-93	593	9,761	16.6	81t	48
4. Hirsch, Elroy	1949-57	343	6,299	18.4	91t	53
5. Snow, Jack	1965-75	340	6,012	17.7	84t	45
6. Fears, Tom	1948-56	400	5,397	13.4	80t	38
7. Anderson, Willie	1988-94	259	5,246	20.3	78t	26
8. Phillips, Jim	1958-64	333	4,953	14.9	93t	27
9. Benton, Jim	1938-40, 42, 44-47	275	4,566	16.6	84t	42
10. Faulk, Marshall	1999-2006	470	4,071	8.7	72t	27



Season Receiving Yards



	Years	No.	Yards	Avg.	Long	TD
1. Bruce, Isaac	1995	119	1,781	15.0	72	13
2. Holt, Torry	2003	117	1,696	14.5	48	12
3. Holt, Torry	2000	82	1,635	19.9	85t	6
4. Hirsch, Elroy	1951	66	1,495	22.7	91	17
5. Bruce, Isaac	2000	87	1,471	16.9	78t	9
6. Ellard, Henry	1988	86	1,414	16.4	68	10
7. Ellard, Henry	1989	70	1,382	19.7	53	8
8. Holt, Torry	2004	94	1,372	14.6	75t	10
9. Holt, Torry	2001	81	1,363	16.8	51	7
10. Bruce, Isaac	1996	84	1,338	15.9	70	7



Career Yards From Scrimmage



	Years	TOTAL		RUSHING		RECEIVING	
		Touches	Yards	Rush	Yards	Rec.	Yards
1. Bruce, Isaac	1994-2007	965	14,259	23	150	942	14,109
2. Jackson, Steven	2004-12	2,802	13,459	2,395	10,135	407	3,324
3. Holt, Torry	1999-2008	880	12,717	11	57	869	12,660
4. Faulk, Marshall	1999-2006	1,917	11,030	1,447	6,959	470	4,071
5. Ellard, Henry	1983-93	611	9,816	18	55	593	9,761
6. Dickerson, Eric	1983-87	1,648	8,157	1,525	7,245	123	912
7. McCutcheon, Lawrence	1972-79	1,619	7,869	1,435	6,186	184	1,683
8. Gurley II, Todd	2015-19	1,483	7,494	1,265	5,404	216	2,090
9. Bass, Dick	1960-69	1,432	7,262	1,218	5,417	214	1,845
10. Hirsch, Elroy	1949-57	417	6,616	74	317	343	6,299



Career Kickoff Return Average (minimum 75 returns)



	Years	No.	Yards	Avg.	Long	TD
1. Cunningham, Benny.....	2013-16	95	2,575	27.1	102	0
2. Horne, Tony.....	1998-00	143	3,577	25.0	103t	4
3. Arnett, Jon.....	1957-63	104	2,590	24.9	71t	2
4. Lewis, Woodley.....	1950-55	108	2,575	23.8	88t	1
5. Amendola, Danny.....	2009-12	118	2,776	23.5	84	0
6. Brown, Ron.....	1984-89, 91	169	3,918	23.2	98t	4



Season Kickoff Return Average (minimum one per game)



	Year	No.	Yards	Avg.	Long	TD
1. Smith, Verda (Vitamin T.).....	1950	22	742	33.7	97	3
2. Brown, Ron.....	1985	28	918	32.8	98t	3
3. Wilson, Tom.....	1956	15	477	31.8	103t	1
4. Bass, Dick.....	1961	23	698	30.3	64	0
5t. Williams, Travis.....	1971	25	743	29.7	105t	1
5t. Horne, Tony.....	1999	30	892	29.7	101t	2



Career Punt Return Average (minimum 75 returns)



	Years	No.	Yards	Avg.	Long	TD
1. Hakim, Az-Zahir.....	1998-01	112	1,278	11.4	86t	2
2. Ellard, Henry.....	1983-93	135	1,527	11.3	83t	4
3. Smith, Verda (Vitamin T.).....	1949-53	75	814	10.9	85t	1
4. Kennison, Eddie.....	1996-98	103	1,085	10.5	78t	3
5. Irvin, LeRoy.....	1980-89	146	1,451	9.9	84t	4



Season Punt Return Average (minimum one per game)



	Year	No.	Yards	Avg.	Long	TD
1. Lewis, Woodley.....	1952	19	351	18.5	83t	2
2. Smith, Verda (Vitamin T.).....	1949	27	427	15.8	85t	1
3. Horvath, Les.....	1948	13	203	15.6	27	0
4. Hakim, Az-Zahir.....	2000	32	489	15.3	86t	1
5. Hall, Dante.....	2007	19	286	15.1	85t	1



Career All-Purpose Yards



	Years	Touches	Yards	Rush	Yards	Rec.	Yards	PR	Yards	KR	Yards
1. Bruce, Isaac.....	1994-2007	965	14,311	23	150	942	14,109	0	52	0	0
2. Jackson, Steven.....	2004-12	2,806	13,538	2,395	10,135	407	3,324	0	0	4	79
3. Holt, Torry.....	1999-2008	883	12,732	11	57	869	12,660	3	15	0	0
4. Ellard, Henry.....	1983-93	765	11,707	18	55	593	9,761	135	1,527	19	364
5. Faulk, Marshall.....	1999-2006	1,919	11,048	1,447	6,959	470	4,071	0	0	2	18
6. Bass, Dick.....	1960-69	1,510	8,936	1,218	5,417	214	1,845	24	263	54	1,415
7. Dickerson, Eric.....	1983-87	1,648	8,157	1,525	7,245	123	912	0	0	0	0
8. Arnett, Jon.....	1957-63	1,042	8,036	688	2,852	175	1,911	75	683	104	2,590
9. McCutcheon, L.....	1972-79	1,620	7,875	1,435	6,186	184	1,683	0	0	1	6
10. Gurley II, Todd.....	2015-19	1,483	7,494	1,265	5,404	218	2,090	0	0	0	0



Career Scoring



	Years	TD	PAT	FG	2-Pt.	Tot. Pts.
1. Wilkins, Jeff.....	1997-2007	0	428	265	0	1,223
2. Zuerlein, Greg.....	2012-present	0	264	201	0	867
3. Lansford, Mike.....	1982-90	0	315	158	0	789
4. Waterfield, Bob.....	1945-52	13	315	60	0	573
5. Gossett, Bruce.....	1964-69	0	211	120	0	571



Season Scoring



	Year	TD	PAT	FG	2-Pt.	Tot. Pts.
1. Wilkins, Jeff.....	2003	0	46	39	0	163
2. Faulk, Marshall (RB).....	2000	26	0	0	2	160
3. Zuerlein, Greg.....	2017	0	44	38	0	158
4. Gurley II, Todd (RB).....	2018	21	0	0	3	132
5. Wilkins, Jeff.....	2006	0	35	32	0	131



Career Interceptions



	Years	No.	Yards	Avg.	Long	TD
1. Meador, Ed	1959-70	46	547	11.9	38t	5
2. Cromwell, Nolan	1977-87	37	671	18.1	94	4
3. Irvin, LeRoy	1980-89	34	654	19.2	81t	5
4. Lyght, Todd	1991-00	31	359	11.6	57t	4
5t. Lyle, Keith.....	1994-00	28	336	12.0	68	0
5t. Perry, Rod	1975-82	28	386	13.8	83t	4
5t. Williams, Clarence.....	1965-72	28	428	15.3	65t	2
5t. Sherman, Will	1954-60	28	515	18.4	95t	3
9. Elmendorf, Dave.....	1971-79	27	421	15.6	57t	2
10. Thomas, Pat.....	1976-82	26	292	11.2	64	1



Season Interceptions



	Year	No.	Yards	Avg.	Long	TD
1. Lane, Dick (Night Train)	1952	*14	298	21.3	80t	2
2. Lewis, Woodley	1950	12	275	22.9	36	0
3. Sherman, Will	1955	11	101	9.2	36	0
4. Jackson, Monte	1976	10	173	17.3	46t	3
5t. McNeil, Ryan.....	1997	9	127	14.1	75t	1
5t. Lyle, Keith.....	1996	9	152	16.9	68	0
5t. Burroughs, Don	1955	9	103	11.4	34	0
5t. Sims, George	1949	9	78	8.7	27	1

*NFL Record



Most Career Punts



	Years	No.	Yards	Avg.	TB	In 20	Long	Blocked
1. Hekker, Johnny.....	2012-present	611	28,742	47.0	31	241	78	2
2. Jones, Donnie	2007-2011	449	20,924	46.6	39	133	80	1
3. Hatcher, Dale	1985-89, 1991	432	17,302	40.1	28	121	67	2
4. Landeta, Sean.....	'93-96, 2003-04	380	16,747	44.2	42	90	70	0
5. Van Brocklin, Norm	1951-1957	343	14,783	43.1	-	-	71	1
6t. Studstill, Pat	1968-1971	298	11,980	40.2	25	-	60	0
6t. Villanueva, Danny	1961-1964	296	13,099	44.3	13	-	68	1



Season Punting Average



	Year	No.	Yards	Avg.	TB	In 20	Long	Blocked
1. Jones, Donnie	2008	82	4,100	50.0	7	20	68	0
2t. Hekker, Johnny	2015	96	4,601	47.9	6	41	68	0
2t. Hekker, Johnny	2017	65	3,113	47.9	4	30	70	0
4. Hekker, Johnny.....	2016	98	4,680	47.8	1	51	78	0
5. Hekker, Johnny.....	2019	66	3,128	47.4	5	22	71	1
6. Jones, Donnie	2007	78	3,684	47.2	9	18	80	0
7. Jones, Donnie	2009	90	4,212	46.8	10	34	63	0
8. Hekker, Johnny.....	2014	80	3,721	46.5	5	33	61	1
9t. Hekker, Johnny	2013	78	3,609	46.3	4	19	64	0
9t. Hekker, Johnny	2018	43	1,992	46.3	2	21	68	0



Rams Year-By-Year Leaders



Passing



Year	Player	Att.	Comp.	Yards	Pct.	TD	Int.	Long	Sack/Yds	Rating
1937	Snyder, Bob	66	25	378	37.9	1	14	-	-	23.0
1938	Snyder, Bob	87	36	631	41.4	0	9	-	-	27.2
1939	Hall, Parker	208	106	1,227	51.0	9	13	-	-	57.5
1940	Hall, Parker	183	77	1,108	42.1	1	16	-	-	27.8
1941	Hall, Parker	190	84	863	44.2	7	19	39	-	30.5
1942	Hall, Parker	140	62	815	44.3	7	19	59	-	40.3
1943	Suspended Play/W.W. II	-	-	-	-	-	-	-	-	-
1944	Reisz, Albie	113	49	777	43.4	8	10	70	-	53.6
1945	Waterfield, Bob	171	88	1,609	51.4	14	16	84	-	72.5
1946	Waterfield, Bob	256	128	1,772	50.0	17	18	57	-	65.9
1947	Waterfield, Bob	221	96	1,210	43.4	8	18	45	-	39.2
1948	Hardy, Jim	211	112	1,390	50.7	14	7	69t	-	82.1
1949	Waterfield, Bob	296	154	2,168	52.0	17	24	71t	-	61.3
1950	Van Brocklin, Norm	233	127	2,061	54.5	18	14	58	-	85.1
1951	Waterfield, Bob	176	88	1,566	50.0	13	10	91t	-	81.8
1952	Van Brocklin, Norm	205	113	1,736	55.1	14	17	84t	-	71.5
1953	Van Brocklin, Norm	286	156	2,393	54.5	19	14	70t	-	84.1
1954	Van Brocklin, Norm	260	139	2,637	53.5	13	21	80t	-	71.9
1955	Van Brocklin, Norm	272	144	1,890	52.9	8	15	74t	-	62.0
1956	Wade, Bill	178	91	1,461	51.1	10	13	76t	-	67.2
1957	Van Brocklin, Norm	265	132	2,105	49.8	20	21	81t	-	68.8
1958	Wade, Bill	341	181	2,875	53.1	18	22	93t	-	72.2
1959	Wade, Bill	261	153	2,001	58.6	12	17	72t	-	71.1
1960	Wade, Bill	182	106	1,294	58.2	12	11	63	-	77.0
1961	Bratkowski, Zeke	230	124	1,547	53.9	8	13	84t	-	63.1
1962	Bratkowski, Zeke	219	110	1,541	50.2	9	16	80t	-	56.5
1963	Gabriel, Roman	281	130	1,947	46.3	8	11	77t	44/337	62.7
1964	Munson, Bill	223	108	1,533	48.4	9	15	95t	23/183	56.5
1965	Gabriel, Roman	173	83	1,321	48.0	11	5	60t	14/97	83.0
1966	Gabriel, Roman	397	217	2,540	54.7	10	16	84t	48/319	65.9
1967	Gabriel, Roman	371	196	2,779	52.8	25	13	80t	24/201	85.7
1968	Gabriel, Roman	366	184	2,364	50.3	19	16	60t	27/296	70.0
1969	Gabriel, Roman	399	217	2,549	54.4	24	7	93t	14/182	86.8
1970	Gabriel, Roman	407	211	2,552	52.0	16	12	71	20/134	72.2
1971	Gabriel, Roman	352	180	2,238	51.1	17	10	68	25/200	75.5
1972	Gabriel, Roman	323	165	2,027	51.1	12	15	57	12/102	63.8
1973	Hadl, John	258	135	2,008	52.3	22	11	69	17/126	88.8
1974	Harris, James	198	106	1,544	53.5	11	6	50	12/101	85.3
1975	Harris, James	285	157	2,148	55.1	14	15	54	21/180	73.8
1976	Harris, James	158	91	1,460	57.6	8	6	80	14/151	89.8
1977	Haden, Pat	216	122	1,551	56.5	11	6	58	17/151	84.4
1978	Haden, Pat	444	229	2,995	51.6	13	19	68t	32/216	65.0
1979	Haden, Pat	290	163	1,854	56.2	11	14	50	21/178	68.2
1980	Ferragamo, Vince	404	240	3,199	59.4	30	19	74t	23/191	89.7
1981	Haden, Pat	267	138	1,815	51.7	9	13	64	28/227	64.4
1982	Ferragamo, Vince	209	118	1,609	56.5	9	9	85t	7/65	77.7
1983	Ferragamo, Vince	464	274	3,276	59.1	22	23	61t	21/178	75.5
1984	Kemp, Jeff	284	143	2,021	50.4	13	7	63t	24/190	78.7
1985	Brock, Dieter	365	218	2,658	59.7	16	13	64t	51/351	81.8
1986	Everett, Jim	147	73	1,018	49.7	8	8	60t	8/50	67.8
1987	Everett, Jim	302	162	2,064	53.6	10	13	81t	17/139	68.4
1988	Everett, Jim	517	308	3,964	59.6	31	18	69t	28/197	89.2
1989	Everett, Jim	518	304	4,310	58.7	29	17	78t	29/214	90.6
1990	Everett, Jim	554	307	3,989	55.4	23	17	55t	30/198	79.3
1991	Everett, Jim	490	277	3,438	56.5	11	20	78	30/200	68.9
1992	Everett, Jim	475	281	3,323	59.2	22	18	67t	26/204	80.1
1993	Everett, Jim	274	135	1,652	49.3	8	12	60t	18/125	59.7
1994	Miller, Chris	317	173	2,104	54.6	16	14	54	28/193	73.6
1995	Miller, Chris	405	232	2,623	57.3	18	15	72	31/244	76.2
1996	Banks, Tony	368	192	2,544	52.2	15	15	77t	48/306	71.0
1997	Banks, Tony	487	252	3,254	51.7	14	13	76	43/317	71.5
1998	Banks, Tony	408	241	2,535	59.1	7	14	80t	41/237	68.6
1999	Warner, Kurt	499	325	4,353	65.1	41	13	75t	29/201	109.2
2000	Green, Trent	240	145	2,063	60.4	16	5	64	24/145	101.8
2001	Warner, Kurt	546	375	4,830	68.7	36	22	65t	38/233	101.4
2002	Bulger, Marc	214	138	1,826	64.5	14	6	58	12/102	101.5
2003	Bulger, Marc	532	336	3,845	63.2	22	22	48	37/288	81.4
2004	Bulger, Marc	485	321	3,964	66.2	21	14	56	41/302	93.7
2005	Bulger, Marc	287	192	2,297	66.9	14	9	57t	26/192	94.4
2006	Bulger, Marc	588	370	4,301	63.0	24	8	67t	49/366	92.9
2007	Bulger, Marc	378	221	2,392	58.5	11	15	40	37/269	70.3

2008	Bulger, Marc.....	440	251	2,720	57.0	11	13	80t	38/263	71.4
2009	Bulger, Marc.....	247	140	1,469	56.7	5	6	50	14/85	70.7
2010	Bradford, Sam.....	590	354	3,512	60.0	18	15	49	34/244	76.5
2011	Bradford, Sam.....	357	191	2,614	53.5	6	6	68	36/248	70.5
2012	Bradford, Sam.....	328	551	3,702	59.5	21	13	80t	35/233	82.5
2013	Bradford, Sam.....	159	262	1,678	60.7	14	4	73	15/97	90.9
2014	Davis, Austin.....	180	284	2,001	63.4	12	9	59t	29/179	85.1
2015	Foles, Nick.....	190	337	2,052	56.4	7	10	68	14/98	69.0
2016	Keenum, Case.....	322	196	2,201	60.9	9	11	65t	23/140	76.4
2017	Goff, Jared.....	477	296	3,804	62.1	28	7	94t	25/172	100.5
2018	Goff, Jared.....	561	364	4,688	64.9	32	12	70t	33/223	101.1
2019	Goff, Jared.....	626	394	4,638	62.9	22	16	70t	22/170	86.5



Rushing



Year	Player.....	Att.	Yards	Avg.	Long	TD
1937	Drake, Johnny (Zero).....	98	333	3.4	-	3
1938	Davis, Corbett.....	71	202	2.8	-	3
1939	Hall, Parker.....	120	458	3.8	-	2
1940	Drake, Johnny (Zero).....	130	480	3.6	-	9
1941	Drake, Johnny (Zero).....	101	246	2.4	15	2
1942	Magnani, Dante.....	59	344	5.8	71	2
1943	Suspended Play/W.W. II.....	-	-	-	-	-
1944	West, Pat.....	66	220	3.3	31	0
1945	Gehrke, Fred.....	74	467	6.3	72	7
1946	Gehrke, Fred.....	71	371	5.2	53	3
1947	Washington, Kenny.....	60	444	7.4	92t	5
1948	Hoerner, Dick.....	76	354	4.7	23	4
1949	Hoerner, Dick.....	155	582	3.7	37	6
1950	<i>Davis, Glenn.....</i>	<i>88</i>	<i>416</i>	<i>4.7</i>	<i>55</i>	<i>3</i>
1951	Towler, Dan.....	126	854	6.8	79t	6
1952	Towler, Dan.....	156	894	5.7	44t	10
1953	Towler, Dan.....	152	879	5.8	73t	7
1954	Younger, Paul (Tank).....	91	610	6.7	75t	8
1955	<i>Waller, Ron.....</i>	<i>151</i>	<i>716</i>	<i>4.7</i>	<i>55t</i>	<i>7</i>
1956	Waller, Ron.....	83	543	6.5	46	1
1957	Wilson, Tom.....	127	616	4.9	46	3
1958	Arnett, Jon.....	133	683	5.1	57	6
1959	Matson, Ollie.....	161	863	5.4	50	6
1960	Arnett, Jon.....	104	436	4.2	31	2
1961	Arnett, Jon.....	158	609	3.9	26	4
1962	Bass, Dick.....	196	1,033	5.3	57	6
1963	Bass, Dick.....	143	577	3.6	51	5
1964	Wilson, Ben.....	159	553	3.5	27	5
1965	Bass, Dick.....	121	549	4.5	44t	2
1966	Bass, Dick.....	248	1,090	4.4	50	8
1967	Josephson, Les.....	178	800	4.5	27	4
1968	Ellison, Willie.....	151	616	4.1	52t	5
1969	Smith, Larry.....	166	599	3.6	46	1
1970	Josephson, Les.....	150	640	4.3	23	5
1971	Ellison, Willie.....	211	1,000	4.7	80t	4
1972	Ellison, Willie.....	170	764	4.5	37	5
1973	McCutcheon, Lawrence.....	210	1,097	5.2	37	2
1974	McCutcheon, Lawrence.....	236	1,109	4.7	23	3
1975	McCutcheon, Lawrence.....	213	911	4.3	43	2
1976	McCutcheon, Lawrence.....	291	1,168	4.0	40	9
1977	McCutcheon, Lawrence.....	294	1,238	4.2	48	7
1978	Bryant, Cullen.....	178	658	3.7	26	7
1979	Tyler, Wendell.....	218	1,109	5.1	63t	91
1980	Bryant, Cullen.....	183	807	4.4	20	3
1981	Tyler, Wendell.....	260	1,074	4.1	69t	12
1982	Tyler, Wendell.....	137	564	4.1	54	9
1983	<i>Dickerson, Eric.....</i>	<i>390</i>	<i>1,808</i>	<i>4.6</i>	<i>85t</i>	<i>18</i>
1984	Dickerson, Eric.....	379	2,105	5.6	66	14
1985	Dickerson, Eric.....	292	1,234	4.2	43	12
1986	Dickerson, Eric.....	404	1,821	4.5	42t	11
1987	White, Charles.....	324	1,374	4.2	58	11
1988	Bell, Greg.....	288	1,212	4.2	44	16
1989	Bell, Greg.....	272	1,137	4.2	47	15
1990	Gary, Cleveland.....	204	808	4.0	48	14
1991	Delpino, Robert.....	214	688	3.2	36	9
1992	Gary, Cleveland.....	279	1,125	4.0	63	7
1993	<i>Bettis, Jerome.....</i>	<i>294</i>	<i>1,429</i>	<i>4.9</i>	<i>71t</i>	<i>7</i>
1994	Bettis, Jerome.....	319	1,025	3.2	19	3
1995	Bettis, Jerome.....	183	637	3.5	41	3
1996	<i>Phillips, Lawrence.....</i>	<i>193</i>	<i>632</i>	<i>3.3</i>	<i>38</i>	<i>4</i>
1997	Phillips, Lawrence.....	183	633	3.5	28	8
1998	Henley, June.....	88	313	3.6	22	3
1999	Faulk, Marshall.....	253	1,381	5.5	58	7
2000	Faulk, Marshall.....	253	1,359	5.4	36	18
2001	Faulk, Marshall.....	260	1,382	5.3	71t	12
2002	Faulk, Marshall.....	212	953	4.5	44	8

2003	Faulk, Marshall.....	209	818	3.9	52	10
2004	Faulk, Marshall.....	195	774	4.0	40	3
2005	Jackson, Steven.....	254	1,046	4.1	51	8
2006	Jackson, Steven.....	346	1,528	4.4	59t	13
2007	Jackson, Steven.....	237	1,002	4.2	54	5
2008	Jackson, Steven.....	253	1,042	4.1	56t	7
2009	Jackson, Steven.....	324	1,416	4.4	58	4
2010	Jackson, Steven.....	330	1,241	3.8	42t	6
2011	Jackson, Steven.....	260	1,145	4.4	47t	5
2012	Jackson, Steven.....	257	1,042	4.1	46	4
2013	Stacy, Zac.....	250	973	3.9	40t	7
2014	Mason, Tre.....	179	765	4.3	89t	4
2015	Gurley II, Todd.....	229	1,106	4.8	71t	10
2016	Gurley II, Todd.....	278	885	3.2	24t	6
2017	Gurley II, Todd.....	279	1,305	4.7	57t	13
2018	Gurley II, Todd.....	256	1,251	4.9	36	17
2019	Gurley II, Todd.....	223	857	3.8	25	12



Receiving



Year	Player	No.	Yards	Avg.	Long	TD
1937	Busich, Sam	13	136	10.5	-	0
1938	Benton, Jim	21	418	19.9	-	5
1939	Spadacinni, Vic	32	292	9.1	-	1
1940	Benton, Jim	22	351	16.0	-	3
1941	Hickey, Howard (Red)	21	294	14.0	39	4
1942	Magnani, Dante.....	24	276	11.5	67	4
1943	Suspended Play/W.W. II.....	-	-	-	-	-
1944	Benton, Jim	39	505	12.9	36	6
1945	Benton, Jim	45	1,067	23.7	84	8
1946	Benton, Jim	63	993	15.8	57	6
1947	Benton, Jim	35	511	14.6	43	6
1948	Fears, Tom	51	698	13.7	80	4
1949	Fears, Tom.....	77	1,013	13.2	51t	9
1950	Fears, Tom.....	84	1,116	13.3	53	7
1951	Hirsch, Elroy	66	1,495	22.7	91	17
1952	Fears, Tom.....	48	600	12.5	36	6
1953	Hirsch, Elroy	61	941	15.4	70	4
1954	Boyd, Bob	53	1,212	22.9	80	6
1955	Fears, Tom.....	44	569	12.9	31	2
1956	Clarke, Leon	36	650	18.1	60	4
1957	Hirsch, Elroy	32	477	14.9	45	6
1958	Shofner, Del	51	1,097	21.5	92	8
1959	Shofner, Del.....	47	936	19.9	72	7
1960	Phillips, Jim	52	883	17.0	61t	8
1961	Phillips, Jim.....	78	1,092	14.0	69t	5
1962	Phillips, Jim.....	60	875	14.6	65t	5
1963	Phillips, Jim.....	54	793	14.7	52	1
1964	McKeever, Marlin (TE)	41	582	14.2	46	1
1965	McDonald, Tom	67	1,036	15.5	51	9
1966	Moore, Tom (RB).....	60	433	7.2	30t	3
1967	Casey, Bernie	53	871	16.4	57t	8
1968	Truax, Billy (TE).....	35	417	11.9	22	3
1969	Snow, Jack	49	734	15.0	74t	6
1970	Snow, Jack.....	51	859	16.8	71	7
1971	Rentzel, Lance	38	534	14.1	41	5
1972	Snow, Jack.....	30	590	19.7	57	4
1973	Jackson, Harold	40	874	21.9	69	13
1974	McCutcheon, Lawrence (RB).....	39	408	10.5	50	2
1975	Jackson, Harold	43	786	18.3	54	7
1976	Jackson, Harold	39	751	19.3	65	5
1977	Jackson, Harold	48	666	13.9	58	6
1978	Miller, Willie	50	767	15.3	52	5
1979	Dennard, Preston	43	766	17.8	50	4
1980	Bryant, Cullen (RB).....	53	386	7.3	25	3
1981	Dennard, Preston	49	821	16.8	64	4
1982	Tyler, Wendell (RB).....	38	375	9.9	40	4
1983	Barber, Mike (TE).....	55	657	11.9	42t	3
1984	Ellard, Henry	34	622	18.3	63t	6
1985	Ellard, Henry	54	811	15.0	64t	5
1986	Ellard, Henry	34	447	13.1	34	4
1987	Ellard, Henry	51	799	15.7	81t	3
1988	Ellard, Henry	86	1,414	16.4	68	10
1989	Ellard, Henry	70	1,382	19.7	53	8
1990	Ellard, Henry	76	1,294	17.0	50t	4
1991	Ellard, Henry	64	1,052	16.4	38	3
1992	Gary, Cleveland (RB).....	52	293	5.6	22	3
1993	Ellard, Henry	61	945	15.5	54	2
1994	Bailey, Johnny (RB).....	58	516	8.9	28	7
1995	Bruce, Isaac.....	119	1,781	15.0	72	13
1996	Bruce, Isaac.....	84	1,338	15.9	70	7
1997	Lee, Amp (RB).....	61	825	13.5	62	3

1998	Lee, Amp (RB).....	64	667	10.4	44	2
1999	Faulk, Marshall (RB).....	87	1,048	12.0	57t	5
2000	Bruce, Isaac.....	87	1,471	16.9	78t	9
2001	Faulk, Marshall (RB).....	83	765	9.2	65t	9
2002	Holt, Torry.....	91	1,302	14.3	58	4
2003	Holt, Torry.....	117	1,696	14.5	48	12
2004	Holt, Torry.....	94	1,372	14.6	75t	10
2005	Holt, Torry.....	102	1,331	13.0	44	9
2006	Holt, Torry.....	93	1,188	12.8	67t	10
2007	Holt, Torry.....	93	1,189	12.8	40	7
2008	Holt, Torry.....	64	796	12.4	45t	3
2009	Avery, Donnie.....	47	589	12.5	50	5
2010	Amendola, Danny.....	85	689	8.1	36	3
2011	Lloyd, Brandon.....	51	683	13.4	37	5
2012	<i>Givens, Chris</i>	42	698	16.6	65	3
2013	Cook, Jared (TE).....	51	671	13.2	47	5
2014	Cook, Jared (TE).....	52	634	12.2	59t	3
2015	Austin, Tavon.....	52	473	9.1	66t	5
2016	Britt, Kenny.....	68	1,002	14.7	66	5
2017	Kupp, Cooper	62	869	14.0	64	5
2018	Woods, Robert	86	1,219	14.2	39t	6
2019	Kupp, Cooper	94	1,161	12.4	66	10



Punting



Year	Player.....	No.	Yards	Avg.	TB	In 20	Long	Blocks
1939	Hall, Parker.....	58	-	41.0	-	-	80	-
1940	Hall, Parker.....	57	-	43.0	-	-	75	-
1941	Hall, Parker.....	49	-	40.1	-	-	67	-
1942	Jacobs, Jack.....	33	-	42.3	-	-	66	-
1943	Suspended Play/W.W. II.....	-	-	-	-	-	-	-
1944	Reisz, Albie.....	25	-	40.1	-	-	66	0
1945	Waterfield, Bob.....	39	-	40.7	-	-	68	0
1946	Waterfield, Bob.....	39	1,743	44.6	-	-	65	0
1947	Waterfield, Bob.....	59	2,500	42.4	-	-	86	1
1948	Waterfield, Bob.....	43	1,833	42.6	-	-	88	0
1949	Waterfield, Bob.....	49	2,177	44.4	-	-	61	1
1950	Waterfield, Bob.....	52	2,087	40.1	-	-	61	2
1951	Van Brocklin, Norm.....	48	1,992	41.5	-	-	62	1
1952	Van Brocklin, Norm.....	29	1,250	43.1	-	-	66	0
1953	Van Brocklin, Norm.....	60	2,529	42.2	-	-	57	0
1954	Van Brocklin, Norm.....	44	1,874	42.6	-	-	61	0
1955	Van Brocklin, Norm.....	60	2,676	44.6	-	-	61	0
1956	Van Brocklin, Norm.....	48	2,070	43.1	-	-	72	0
1957	Van Brocklin, Norm.....	54	2,392	44.3	-	-	71	0
1958	Shofner, Del.....	49	2,018	41.2	-	-	62	0
1959	Shofner, Del.....	48	2,004	41.8	-	-	66	1
1960	Shofner, Del.....	54	2,301	42.6	-	-	63	1
1961	Villanueva, Danny.....	46	1,845	40.1	1	-	53	0
1962	Villanueva, Danny.....	87	3,960	45.5	7	-	65	1
1963	Villanueva, Danny.....	81	3,678	45.4	0	-	68	0
1964	Villanueva, Danny.....	82	3,616	44.1	5	-	58	0
1965	Lothridge, Billy.....	42	1,619	38.5	3	-	55	1
1966	Kilgore, Jon.....	71	3,037	42.8	4	-	58	0
1967	Kilgore, Jon.....	68	2,872	42.2	6	-	68	2
1968	Studstill, Pat.....	81	3,207	39.6	4	-	58	0
1969	Studstill, Pat.....	80	3,259	40.7	9	-	60	0
1970	Studstill, Pat.....	67	2,618	39.1	6	-	53	0
1971	Studstill, Pat.....	70	2,896	41.4	6	-	60	0
1972	Chapple, Dave.....	53	2,344	44.2	3	-	70	0
1973	Chapple, Dave.....	51	2,079	40.8	6	-	65	1
1974	Burke, Mike.....	46	1,701	37.0	4	-	51	0
1975	Carrell, Duane.....	73	2,874	39.4	9	-	57	0
1976	Jackson, Rusty.....	77	3,006	39.0	6	16	61	0
1977	<i>Walker, Glen</i>	73	2,568	35.2	8	11	56	0
1978	Walker, Glen.....	83	3,069	37.0	5	26	61	2
1979	Clark, Ken.....	93	3,731	40.1	7	17	60	2
1980	Corral, Frank.....	76	3,004	39.5	5	15	65	1
1981	Corral, Frank.....	89	3,735	42.0	3	19	67	0
1982	Misko, John.....	45	1,961	43.6	2	10	59	1
1983	Misko, John.....	82	3,301	40.3	12	18	67	0
1984	Misko, John.....	74	2,866	38.7	9	21	58	0
1985	<i>Hatcher, Dale</i>	87	3,761	43.2	6	32	67	1
1986	Hatcher, Dale.....	97	3,740	38.6	5	26	57	0
1987	Hatcher, Dale.....	76	3,140	41.3	4	19	62	0
1988	Hatcher, Dale.....	36	1,424	39.6	1	13	54	0
1989	Hatcher, Dale.....	73	2,834	38.8	7	15	54	1
1990	<i>English, Keith</i>	68	2,663	39.2	2	8	58	1
1991	Hatcher, Dale.....	63	2,403	38.1	5	16	52	0
1992	Bracken, Don.....	76	3,122	41.1	4	20	59	0

1993	Landeta, Sean	42	1,825	43.5	7	7	66	0
1994	Landeta, Sean	78	3,494	44.8	9	23	62	0
1995	Landeta, Sean	83	3,679	44.3	12	23	63	0
1996	Landeta, Sean	78	3,491	44.8	9	23	70	0
1997	Horan, Mike	53	2,272	42.9	4	10	60	0
1998	Tuten, Rick	95	4,202	44.2	10	16	64	0
1999	Tuten, Rick	32	1,359	42.5	7	9	70	0
2000	<i>Baker, John</i>	43	1,736	40.4	5	13	59	1
2001	Baker, John	43	1,809	42.1	7	9	58	0
2002	Berger, Mitch	72	3,020	41.9	10	26	64	0
2003	Landeta, Sean	59	2,525	42.8	5	14	57	0
2004	Landeta, Sean	40	1,733	43.3	3	9	63	0
2005	Barker, Bryan	50	2,137	42.7	4	13	63	0
2006	Turk, Matt	69	3,132	45.4	7	26	74	1
2007	Jones, Donnie	78	3,684	47.2	9	18	80	0
2008	Jones, Donnie	82	4,100	50.0	7	20	68	0
2009	Jones, Donnie	90	4,212	46.8	10	34	63	0
2010	Jones, Donnie	94	4,276	45.5	4	20	63	0
2011	Jones, Donnie	105	4,652	44.3	9	29	65	1
2012	Hekker, Johnny	82	3,756	45.8	4	22	68	0
2013	Hekker, Johnny	78	3,609	46.3	4	19	64	0
2014	Hekker, Johnny	80	3,721	46.5	5	33	61	1
2015	Hekker, Johnny	96	4,601	47.8	5	41	68	0
2016	Hekker, Johnny	98	4,680	47.6	1	51	78	0
2017	Hekker, Johnny	65	3,113	47.9	4	30	70	0
2018	Hekker, Johnny	43	1,992	46.3	2	21	68	0
2019	Hekker, Johnny	66	3,128	47.4	5	22	71	1



Field Goals



Year	Player	Att.	Made	Pct.	Long
1937	Snyder, Bob	1	1	1.000	30
1938	Peterson, Nelson	2	2	1.000	18
1939	Davis, Corby	2	1	.500	27
1940	Adams, Chet	5	1	.200	29
1941	Adams, Chet	2	1	.500	40
1942	Adams, Chet	6	3	.500	46
1943	Suspended Play/W.W. II	-	-	-	-
1944	Zontini, Louis	6	3	.500	39
1945	Waterfield, Bob	3	1	.333	28
1946	Waterfield, Bob	11	6	.545	37
1947	Waterfield, Bob	16	7	.437	45
1948	Waterfield, Bob	11	6	.545	47
1949	Waterfield, Bob	17	9	.529	42
1950	Waterfield, Bob	14	7	.500	46
1951	Waterfield, Bob	23	13	.565	47
1952	Waterfield, Bob	19	11	.579	45
1953	Agajanian, Ben	23	10	.434	47
1954	Agajanian, Ben	25	13	.520	41
1955	Richter, Les	15	10	.667	41
1956	Richter, Les	15	8	.533	32
1957	<i>Cothren, Paige</i>	19	11	.579	44
1958	Cothren, Paige	25	14	.560	43
1959	Michaels, Lou	17	8	.470	40
1960	<i>Villanueva, Danny</i>	19	12	.631	36
1961	Villanueva, Danny	27	13	.481	38
1962	Villanueva, Danny	20	10	.500	51
1963	Villanueva, Danny	17	9	.529	47
1964	<i>Gossett, Bruce</i>	24	18	.750	44
1965	Gossett, Bruce	26	15	.577	49
1966	Gossett, Bruce	49	28	.571	48
1967	Gossett, Bruce	43	20	.465	47
1968	Gossett, Bruce	31	17	.548	37
1969	Gossett, Bruce	34	22	.647	44
1970	Ray, David	29	45	.644	46
1971	Ray, David	29	18	.620	49
1972	Ray, David	41	24	.585	45
1973	Ray, David	47	30	.638	49
1974	Ray, David	31	25	.806	48
1975	Dempsey, Tom	26	21	.808	51
1976	Dempsey, Tom	26	17	.654	49
1977	<i>Septien, Rafael</i>	30	18	.600	45
1978	<i>Corral, Frank</i>	43	29	.674	48
1979	Corral, Frank	25	13	.520	49
1980	Corral, Frank	30	16	.533	47
1981	Corral, Frank	26	17	.654	44
1982	Lansford, Mike	15	9	.600	39
1983	<i>Nelson, Chuck</i>	11	5	.455	41
1984	Lansford, Mike	33	25	.758	50
1985	Lansford, Mike	29	22	.759	52

1986	Lansford, Mike	24	17	.708	50
1987	Lansford, Mike	21	17	.810	48
1988	Lansford, Mike	32	24	.750	49
1989	Lansford, Mike	30	23	.767	48
1990	Lansford, Mike	24	15	.625	46
1991	Zendejas, Tony	17	17	1.000	50
1992	Zendejas, Tony	20	15	.750	49
1993	Zendejas, Tony	23	16	.696	54
1994	Zendejas, Tony	23	18	.783	47
1995	Biasucci, Dean	12	9	.750	51
1996	Lohmiller, Chip	25	21	.840	50
1997	Wilkins, Jeff	37	25	.675	52
1998	Wilkins, Jeff	26	20	.769	57
1999	Wilkins, Jeff	28	20	.714	51
2000	Wilkins, Jeff	17	17	1.000	51
2001	Wilkins, Jeff	29	23	.793	54
2002	Wilkins, Jeff	25	19	.760	47
2003	Wilkins, Jeff	42	39	.929	53
2004	Wilkins, Jeff	24	19	.792	53
2005	Wilkins, Jeff	31	27	.871	53
2006	Wilkins, Jeff	37	32	.864	53
2007	Wilkins, Jeff	32	24	.750	53
2008	Brown, Josh	36	31	.861	54
2009	Brown, Josh	24	19	.792	54
2010	Brown, Josh	39	33	.846	53
2011	Brown, Josh	28	21	.750	49
2012	Zuerlein, Greg	31	23	.741	60
2013	Zuerlein, Greg	28	26	.929	50
2014	Zuerlein, Greg	30	24	.800	56
2015	Zuerlein, Greg	30	20	.667	61
2016	Zuerlein, Greg	22	19	.864	54
2017	Zuerlein, Greg	40	38	.950	56
2018	Zuerlein, Greg	31	27	.871	51
2019	Zuerlein, Greg	33	24	.727	58



Scoring



Year	Player	Rushing TDs	Receiving TDs	Return TDs	PAT	FG	Points
1937	Drake, Johnny (Zero)	3	2	0	0-0	0-0	30
1938	Benton, Jim	1	5	0	0-0	0-0	36
1939	Drake, Johnny (Zero)	9	0	0	0-0	0-0	54
1940	Drake, Johnny (Zero)	9	0	0	2-2	0-0	56
1941	Hickey, Howard (Red)	0	4	0	0-0	0-0	24
1942	Magnani, Dante	2	3	0	0-0	0-0	30
1943	Suspended Play/W.W. II	-	-	-	-	-	-
1944	Zontini, Lou	3	1	0	14-16	3-6	47
1945	Waterfield, Bob	5	0	0	31-34	1-3	64
1946	Waterfield, Bob	1	0	0	37-37	6-11	61
1947	Waterfield, Bob	1	0	0	27-30	7-16	54
1948	Waterfield, Bob	0	0	0	38-44	6-11	56
1949	Waterfield, Bob	1	0	0	43-46	9-17	77
1950	Waterfield, Bob	1	0	0	54-58	7-14	91
1951	Hirsch, Elroy (WR-RB)	0	17	0	0-0	0-0	102
1952	Waterfield, Bob	1	0	0	44-45	11-19	83
1953	Agajanian, Ben	0	0	0	36-37	10-23	66
1954	Towler, Dan (RB)	11	0	0	0-0	0-0	66
1955	Richter, Les	0	0	0	30-31	13-22	69
1956	Richter, Les	0	0	0	36-38	8-15	60
1957	Cothren, Paige	0	0	0	38-39	11-19	71
1958	Cothren, Paige	0	0	0	42-43	14-25	84
1959	Shofner, Del (WR)	0	7	0	0-0	0-0	42
1960	Villanueva, Danny	0	0	0	28-28	12-19	64
1961	Villanueva, Danny	0	0	0	32-32	13-27	71
1962	Villanueva, Danny	0	0	0	26-27	10-20	56
1963	Villanueva, Danny	0	0	0	25-26	9-17	52
1964	Gossett, Bruce	0	0	0	31-32	18-24	85
1965	Gossett, Bruce	0	0	0	30-32	15-26	75
1966	Gossett, Bruce	0	0	0	29-29	28-49	113
1967	Gossett, Bruce	0	0	0	48-48	20-43	108
1968	Gossett, Bruce	0	0	0	37-37	17-31	88
1969	Gossett, Bruce	0	0	0	36-36	22-34	102
1970	Ray, David	0	0	0	34-34	29-45	121
1971	Ray, David	0	0	0	37-37	18-29	91
1972	Ray, David	0	0	0	31-31	24-41	103
1973	Ray, David	0	0	0	40-42	30-47	130
1974	Ray, David	0	0	0	25-31	9-16	52
1975	Dempsey, Tom	0	0	0	31-36	21-26	94
1976	Dempsey, Tom	0	0	0	36-44	17-26	87
1977	Septien, Rafael	0	0	0	32-35	18-30	86
1978	Corral, Frank	0	0	0	31-33	29-43	118
1979	Corral, Frank	0	0	0	36-39	13-25	75

1980	Corral, Frank	0	0	51-52	16-30	99
1981	Tyler, Wendell (RB)	5	0	0-0	0-0	102
1982	Tyler, Wendell (RB)	4	0	0-0	0-0	78
1983	Dickerson, Eric (RB)	18	0	0-0	0-0	120
1984	Lansford, Mike	0	0	37-38	25-33	112
1985	Lansford, Mike	0	0	38-39	22-29	104
1986	Lansford, Mike	0	0	34-35	17-24	85
1987	Lansford, Mike	0	0	36-38	17-21	87
1988	Lansford, Mike	0	0	45-48	24-32	117
1989	Lansford, Mike	0	0	51-51	23-30	120
1990	Gary, Cleveland (RB)	14	0	0-0	0-0	90
1991	Zendejas, Tony	0	0	25-26	17-17	76
1992	Zendejas, Tony	0	0	38-38	15-20	83
1993	Zendejas, Tony	0	0	23-25	16-23	71
1994	Zendejas, Tony	0	0	28-28	18-23	82
1995	Bruce, Isaac (WR)	0	13	1*	0-0	80
1996	Lohmiller, Chip	0	0	28-29	21-25	91
1997	Wilkins, Jeff	0	0	32-32	25-37	107
1998	Wilkins, Jeff	0	0	25-26	20-26	85
1999	Wilkins, Jeff	0	0	64-64	20-28	124
2000	Faulk, Marshall (RB)	26	0	2*	0-0	160
2001	Faulk, Marshall (RB)	21	0	1*	0-0	128
2002	Wilkins, Jeff	0	0	37-37	19-25	94
2003	Wilkins, Jeff	0	0	46-46	39-42	163
2004	Wilkins, Jeff	0	0	32-32	19-24	89
2005	Wilkins, Jeff	0	0	36-36	27-31	117
2006	Wilkins, Jeff	0	0	36-36	32-37	131
2007	Wilkins, Jeff	0	0	25-25	24-32	97
2008	Brown, Josh	0	0	19-19	31-36	112
2009	Brown, Josh	0	0	16-16	19-24	73
2010	Brown, Josh	0	0	26-27	33-39	125
2011	Brown, Josh	0	0	18-18	21-28	81
2012	Zuerlein, Greg	0	0	26-26	23-31	95
2013	Zuerlein, Greg	0	0	34-34	26-28	112
2014	Zuerlein, Greg	0	0	34-35	24-30	106
2015	Zuerlein, Greg	0	0	26-28	20-30	86
2016	Zuerlein, Greg	0	0	23-23	19-22	80
2017	Zuerlein, Greg	0	0	44-46	38-40	158
2018	Gurley II, Todd	17	4	0-0	0-0	132
2019	Zuerlein, Greg	0	0	42-42	24-33	114

*2-point Conversion

		Kickoff Returns				
Year	Player	No.	Yards	Avg.	Long	TD
1942	Magnani, Dante	11	250	22.7	37	0
1943	Suspended Play/W.W. II	-	-	-	-	-
1944	Reisz, Al	12	285	23.7	44	0
1945	Gehrke, Fred	9	173	19.2	30	0
1946	Gehrke, Fred	8	186	23.2	28	0
1947	Harmon, Tom	9	208	23.1	34	0
1948	Gehrke, Fred	17	464	27.3	92t	1
1949	Kalmanir, Tom	18	403	22.4	57	0
1950	Smith, Verda (Vitamin T.)	22	742	33.7	97t	3
1951	Davis, Glenn	9	179	19.9	33	0
1952	Quinlan, Skeet	17	440	25.9	56	0
1953	Lewis, Woodley	32	830	25.9	69	0
1954	Lewis, Woodley	34	836	24.6	88t	1
1955	Waller, Ron	17	461	27.1	39	0
1956	Wilson, Tom	15	477	31.8	103t	1
1957	Arnett, Jon	18	504	28.0	98t	1
1958	Arnett, Jon	16	331	20.7	32	0
1959	Matson, Ollie	16	367	22.9	48	0
1960	Arnett, Jon	17	416	24.5	43	0
1961	Bass, Dick	23	698	30.3	64	0
1962	Atkins, Pervis	28	676	24.1	41	0
1963	Shannon, Carver	28	823	29.4	99t	1
1964	Shannon, Carver	18	442	24.6	40	0
1965	Smith, Bob	17	451	26.9	56	0
1966	Williams, Clarence	15	420	28.0	81	0
1967	Ellison, Willie	13	340	26.2	58	0
1968	Smith, Ron	26	718	27.6	94t	1
1969	Smith, Ron	27	585	21.6	37	0
1970	Haymond, Alvin	35	1,022	29.2	98t	1
1971	Williams, Travis	25	743	29.7	105t	1
1972	Ellison, Willie	14	345	24.6	32	0
1973	Bryant, Cullen	13	369	28.4	93	1
1974	Bryant, Cullen	23	617	26.8	84	1
1975	McGee, Willie	17	404	23.8	46	0

1976	Bryant, Cullen	16	459	28.7	90	1
1977	Tyler, Wendell	24	523	21.8	27	0
1978	Latin, Jerry	22	467	21.2	41	0
1979	Hill, Drew	40	803	20.1	39	0
1980	Hill, Drew	43	880	20.5	98t	1
1981	Hill, Drew.....	60	1,170	19.5	50	0
1982	Redden, Barry	22	502	22.8	85	0
1983	Redden, Barry	18	358	18.8	43	0
1984	Redden, Barry	23	530	23.0	40	0
1985	Brown, Ron	28	918	32.8	98t	3
1986	Brown, Ron	36	794	22.1	55	0
1987	Brown, Ron	27	581	21.5	95t	1
1988	Brown, Ron	19	401	21.1	73	0
1989	Brown, Ron	47	968	20.6	74	0
1990	Green, Gaston	25	560	22.4	99t	1
1991	Turner, Vernon	24	457	19.0	36	0
1992	Turner, Vernon	29	569	19.6	35	0
1993	Boykin, Deral	13	216	16.6	35	0
1994	Lang, David	27	626	23.2	57	0
1995	Thomas, J.T.	32	752	23.5	46	0
1996	Thomas, J.T.	30	643	21.4	43	0
1997	Thompson, David.....	49	1,110	22.7	56	0
1998	Horne, Tony	56	1,306	23.3	102t	1
1999	Horne, Tony	30	892	29.7	101t	2
2000	Horne, Tony	57	1,379	24.2	103t	1
2001	Canidate, Trung	36	748	20.8	40	0
2002	Wilkins, Terrence	47	1,074	22.9	42	0
2003	Harris, Arlen	51	1,175	23.0	42	0
2004	Harris, Arlen	47	951	20.2	29	0
2005	Johnson, Chris	38	857	22.6	99t	1
2006	Ponder, Willie.....	26	605	23.3	40	0
2007	Hall, Dante	29	729	25.1	84	0
2008	Hall, Dante	37	763	20.6	41	0
2009	Amendola, Danny	66	1,618	24.5	58	0
2010	Amendola, Danny	50	1,142	22.8	84	0
2011	Porter, Quinn.....	25	554	22.2	32	0
2012	Givens, Chris	23	539	23.4	48	0
2013	Austin, Tavon.....	18	398	22.1	32	0
2014	Cunningham, Benny	35	963	27.5	75	0
2015	Cunningham, Benny	25	714	28.6	102	0
2016	Cunningham, Benny	22	599	27.2	61	0
2017	Cooper, Pharoh.....	34	932	27.4	103t	1
2018	Countess, Blake.....	17	419	24.6	40	0
2019	Natson, JoJo	13	289	22.2	30	0



Punt Returns



Year	Player	No.	FC	Yards	Avg.	Long	TD
1941	Hall, Parker	13	-	125	9.6	25	0
1942	Hall, Parker	12	-	148	12.3	32	0
1943	Suspended Play/W.W. II.....	-	-	-	-	-	-
1944	Kabealo, Mike	7	-	64	9.1	16	0
1945	Gehrke, Fred	8	-	120	15.0	49	0
1946	Gehrke, Fred	8	-	59	7.3	20	0
1947	Harmon, Tom	27	-	392	14.5	88t	1
1948	Horvath, Les	13	-	203	15.6	27	0
1949	Smith, Verda (Vitamin T.)	27	-	427	15.8	85t	1
1950	Smith, Verda (Vitamin T.)	22	-	218	9.9	30	0
1951	Smith, Verda (Vitamin T.)	12	-	139	11.6	37	0
1952	Lewis, Woodley	19	-	351	18.5	83t	2
1953	Lewis, Woodley	35	-	267	7.6	78	1
1954	Lewis, Woodley	22	-	82	3.7	16	0
1955	Waller, Ron	14	-	60	4.3	21	0
1956	Sherman, Will	12	-	100	8.3	76	1
1957	Arnett, Jon	14	-	85	6.1	22	0
1958	Arnett, Jon.....	18	-	223	12.4	58	0
1959	Arnett, Jon.....	17	-	184	10.8	71t	1
1960	Bass, Dick	11	-	62	5.6	22	0
1961	Arnett, Jon.....	10	-	75	7.5	17	0
1962	Atkins, Pervis	11	5	94	8.5	45	0
1963	Shannon, Carver	15	11	132	8.8	29	0
1964	Shannon, Carver.....	15	6	81	5.4	22	0
1965	Stiger, Jim	13	2	106	8.2	22	0
1966	Stiger, Jim	33	7	259	7.8	49	0
1967	Cross, Irv	17	6	136	8.0	39	0
1968	Meador, Ed	17	15	136	8.0	40	0
1969	Haymond, Alvin	33	8	435	13.2	52	0

1970	Haymond, Alvin.....	53	15	376	7.1	30	0
1971	Haymond, Alvin.....	24	11	123	5.1	28	0
1972	Bertelsen, Jim	16	3	232	14.5	60	0
1973	Bertelsen, Jim	26	10	259	10.0	34	0
1974	Bertelsen, Jim	11	4	132	12.0	19	0
1975	Bertelsen, Jim	11	1	143	13.0	38	0
1976	Bryant, Cullen	29	2	321	11.1	25	0
1977	Bryant, Cullen	20	1	141	7.1	26	0
1978	Wallace, Jackie	52	5	618	11.9	58	0
1979	Brown, Eddie	56	19	332	5.9	30	0
1980	Irvin, LeRoy	42	7	296	7.0	26	0
1981	Irvin, LeRoy	46	6	615	13.4	84t	3
1982	Irvin, LeRoy	22	1	243	11.0	63t	1
1983	Ellard, Henry	16	4	217	13.6	72t	1
1984	Ellard, Henry	30	3	403	13.4	83t	2
1985	Ellard, Henry	37	9	501	13.5	80t	1
1986	Ellard, Henry	14	11	127	9.1	20	0
1987	Ellard, Henry	15	6	107	7.1	29	0
1988	Hicks, Clifford	25	0	144	5.8	13	0
1989	Henley, Darryl	29	19	273	9.4	25	0
1990	Henley, Darryl	19	4	195	10.3	26	0
1991	Turner, Vernon	23	4	201	8.7	29	0
1992	Turner, Vernon.....	28	6	207	7.4	23	0
1992	Turner, Vernon.....	28	6	207	7.4	23	0
1993	Buchanan, Richard	8	1	41	5.1	12	0
1994	Bailey, Johnny	19	4	153	8.1	24	0
1995	Kinchen, Todd	53	7	416	7.8	27	0
1996	Kennison, Eddie.....	29	16	643	14.6	78t	2
1997	Kennison, Eddie.....	34	20	247	7.3	43	0
1998	Kennison, Eddie.....	40	25	415	10.4	71t	1
1999	Hakim, Az-Zahir	44	22	461	10.5	84t	1
2000	Hakim, Az-Zahir	32	17	489	15.3	86t	1
2001	Hakim, Az-Zahir	36	12	330	9.2	32	0
2002	Wilkins, Terrence	25	13	242	9.7	55	0
2003	Groce, DeJuan	19	3	135	7.1	19	0
2004	McDonald, Shaun	30	18	143	4.8	39	0
2005	Looker, Dane	8	2	69	8.6	17	0
2006	McDonald, Shaun	23	14	172	7.5	33	0
2007	Hall, Dante	19	6	286	15.1	85t	1
2008	Stanley, Derek	11	4	101	9.2	33	0
2009	Amendola, Danny	31	11	360	11.6	56	0
2010	Amendola, Danny	40	18	452	11.3	42	0
2011	Pettis, Austin	15	10	139	9.3	39	0
2012	Amendola, Danny	17	10	122	7.2	22	0
2013	Austin, Tavon	33	11	280	8.5	98t	1
2014	Austin, Tavon	35	23	391	11.2	78t	1
2015	Austin, Tavon	34	15	268	7.9	75t	1
2016	Austin, Tavon	44	16	364	8.3	47	0
2017	Cooper, Pharoh.....	32	8	399	12.5	53	0
2018	Natson, JoJo	26	10	280	10.8	60	0
2019	Natson, JoJo	19	20	149	7.8	35	0



Interceptions



Year	Player	No.	Yards	Avg.	Long	TD
1941	Drake, Johnny (Zero)	2	66	33.0	54	0
1942	Jacobs, Jack	4	22	5.5	22	0
1943	Suspended Play/W.W. II.....	-	-	-	-	-
1944	Colella, Tom	4	53	13.3	19	0
1945	Waterfield, Bob	6	92	15.3	29	0
1946	Waterfield, Bob	5	72	14.4	28	0
1947	Harmon, Tom	8	136	17.0	36	1
1948	Naumetz, Fred	4	75	18.8	68	0
1949	Sims, George	9	78	8.7	27	1
1950	Lewis, Woodley	12	275	22.9	36	0
1951	Hecker, Norb	3	74	24.7	36	0
1952	Lane, Dick (Night Train).....	14	298	21.3	80t	2
1953	Hecker, Norb	7	91	13.0	24	0
1954	Sherman, Will	6	70	11.7	28	0
1955	Sherman, Will.....	11	101	9.2	36	0
1956	Sherman, Will.....	4	122	30.5	95t	1
1957	Richter, Les	4	60	15.0	25	0
1958	Burroughs, Don	7	72	10.3	46	0
1959	Meador, Ed	3	3	1.0	3	0
1960	Britt, Charley	5	117	23.4	73t	1
1961	Crow, Lindon	6	117	19.5	31	0
1962	Crow, Lindon	5	100	20.0	65t	1
1963	Meador, Ed	6	38	6.3	20	0
1964	Richardson, Jerry	5	146	29.2	41	0
1965	Martin, Aaron	2	60	30.0	37t	1
1966	Williams, Clarence	8	97	12.1	32t	1

1967	Meador, Ed	8	103	12.9	30t	2
1968	Williams, Clarence	7	51	7.3	36	0
1969	Meador, Ed	5	97	19.4	38t	2
1970	Williams, Clarence	5	108	21.6	65t	1
1971	Howard, Gene	6	99	16.5	35	0
1972	Nettles, Jim	6	168	28.0	43	0
1973	Stukes, Charlie	5	104	20.8	42	0
1974	Elmendorf, Dave	7	186	26.6	57t	2
1975	Simpson, Bill	6	90	15.0	29	0
1976	Jackson, Monte	10	173	17.3	46	3
1977	Simpson, Bill	6	157	26.2	42	0
1978	Perry, Rod	8	117	14.6	44t	3
1979	Cromwell, Nolan	5	109	21.8	34	0
1980	Cromwell, Nolan	8	140	17.5	34	1
1981	Cromwell, Nolan	5	94	18.8	94t	1
1982	Perry, Rod	3	57	19.0	33	0
1983	Collins, Kirk	5	113	22.6	58	0
1984	Irvin, LeRoy	5	166	33.2	81t	2
1985	Green, Gary	6	84	14.0	41t	1
1986	Gray, Jerry	8	101	12.6	28	0
1987	Irvin, LeRoy	2	47	23.5	47t	1
1988	Johnson, Johnnie	4	18	4.5	11	0
1989	Gray, Jerry	6	48	8.0	27t	1
1990	Humphery, Bobby	4	52	13.0	44t	1
1991	Gray, Jerry	3	83	27.7	59t	1
1992	Henley, Darryl	4	41	10.3	25	0
1993	Bailey, Robert	2	41	20.5	41	0
1994	Pope, Marquez	3	66	22.0	51	0
1995	Wright, Toby	6	79	13.2	27	0
1996	Lyle, Keith	9	152	16.9	68	0
1997	McNeil, Ryan	9	127	14.1	75t	1
1998	Lyght, Todd	3	30	10.0	17	0
	Lyle, Keith	3	20	6.7	20	0
1999	Lyght, Todd	6	112	18.7	57t	1
2000	McCleon, Dexter	8	28	3.5	23	0
2001	Bly, Dre'	6	150	25.0	93t	2
2002	Herring, Kim	3	38	12.7	36	0
2003	Fisher, Travis	4	205	51.3	74t	2
	Williams, Aeneas	4	82	20.5	46t	1
	Butler, Jerametrius	4	72	18.0	45	0
	Polley, Tommy (LB)	4	32	8.0	22	0
2004	Butler, Jerametrius	5	15	3.0	10	0
2005	Furrey, Mike	4	143	35.8	67t	1
2006	Bartell, Ron	3	63	21.0	38t	1
	Hill, Tye	3	20	6.7	14	0
	Brown, Fakhir	3	17	5.7	20	0
	Atogwe, Oshiomogho	3	8	2.7	7	0
2007	Atogwe, Oshiomogho	8	125	15.6	52t	1
2008	Atogwe, Oshiomogho	5	91	18.2	43	0
2009	Butler, James	3	17	5.6	17	0
2010	Feltcher, Bradley	4	41	10.3	28	0
2011	Gordy, Josh	3	37	12.3	30	0
2012	Jenkins, Janoris	4	150	37.5	41t	3
2013	Johnson, Trumaine	3	36	12.0	29	0
2014	Johnson, Trumaine	3	69	23.0	43t	1
2015	Johnson, Trumaine	7	136	19.4	58t	1
2016	Alexander, Maurice	2	19	9.5	19	0
	Barron, Mark	2	8	4.0	7	0
	McDonald, T.J.	2	0	0.0	0	0
	Ogletree, Alec	2	15	7.5	8	0
2017	Joyner, Lamarqus	3	104	34.7	46	1
	Barron, Mark	3	29	9.7	15	0
2018	Johnson III, John	4	46	11.5	35	0
2019	Six Players	2	-	-	-	-

		Tackles		
Year	Player	Solo	Assists	Total
1962	McKeever, Marlin (LB)	58	31	89
1963	Pardee, Jack (LB)	46	25	71
1964	Jones, David (DE)	75	22	97
1965	Jones, David (DE)	68	27	95
1966	Jones, David (DE)	98	14	112
1967	Jones, David (DE)	100	39	139
1968	Jones, David (DE)	87	23	110
1969	Jones, David (DE)	59	55	114
1970	Pottios, Myton (LB)	62	26	88
1971	McKeever, Marlin (LB)	76	32	108
1972	Robinson, Isiah (LB)	59	23	82
1973	Reynolds, Jack (LB)	58	28	86
1974	Reynolds, Jack (LB)	72	29	101
1975	Reynolds, Jack (LB)	74	38	112
1976	Reynolds, Jack (LB)	89	31	120
1977	Elmendorf, Dave (S)	59	35	94
1978	Youngblood, Jim (LB)	80	43	120
1979	Reynolds, Jack (LB)	83	61	144

1980	Reynolds, Jack (LB)	81	38	119
1981	Ekern, Carl (LB)	85	46	131
1982	Andrews, George (LB)	47	20	67
1983	Ekern, Carl (LB)	94	36	130
1984	Collins, Jim (LB)	142	43	185
1985	Collins, Jim (LB)	103	37	140
1986	Newsome, Vince (S)	91	22	113
1987	Collins, Jim (LB)	78	12	90
1988	Ekern, Carl (LB)	64	29	93
1989	Newsome, Vince (S)	64	25	89
1990	Newsome, Vince (S)	74	18	92
1991	Kelm, Larry (LB)	88	17	105
1992	Greene, Kevin (LB)	75	12	87
1993	Phifer, Roman (LB)	96	21	117
1994	Conlan, Shane (LB)	82	24	106
1995	Phifer, Roman (LB)	106	43	149
1996	Phifer, Roman (LB)	123	47	170
1997	Jones, Robert (LB)	72	43	115
1998	Jenkins, Billy (S)	90	31	121
1999	Fletcher, London (LB)	80	58	138
2000	Fletcher, London (LB)	117	76	193
2001	Fletcher, London (LB)	113	76	189
2002	Archuleta, Adam (S)	101	48	149
2003	Tinoisamoa, Pisa (LB)	70	51	121
2004	Tinoisamoa, Pisa (LB)	100	45	145
2005	Tinoisamoa, Pisa (LB)	91	43	134
2006	Witherspoon, Will (LB)	104	32	136
2007	Witherspoon, Will (LB)	103	29	132
2008	Tinoisamoa, Pisa (LB)	88	47	135
2009	Laurinaitis, James (LB)	98	48	146
2010	Laurinaitis, James (LB)	98	16	114
2011	Laurinaitis, James (LB)	101	41	142
2012	Laurinaitis, James (LB)	132	42	174
2013	Ogletree, Alec (LB)	124	31	155
2014	Ogletree, Alec (LB)	110	59	169
2015	Barron, Mark (LB/S)	107	28	135
2016	Ogletree, Alec (LB)	132	39	171
2017	Ogletree, Alec (LB)	77	51	128
2018	Littleton, Cory (LB)	90	35	125
2019	Littleton, Cory (LB)	78	56	134



Sacks (not an official stat until 1982)



Year	Player	No.
1950	Jack Zilly (DE)	7.0
1951	Larry Brink (DE)	3.0
1952	Andy Robustelli (DE)	7.5
1953	Andy Robustelli (DE)	8.0
1954	Andy Robustelli (DE)	4.0
1955	Andy Robustelli (DE)	6.0
1956	Paul Miller (DE)	6.0
1957	Dick Daugherty (LB)	8.0
1958	Lou Michaels (DE)	6.0
1959	George Struger (DT)	5.0
1960	Gene Brito (DE)	7.0
1961	Lamar Lundy (DE)	11.0
1962	Deacon Jones (DE)	12.0
1963	Lamar Lundy (DE)	9.0
1964	Deacon Jones (DE)	22.0
1965	Deacon Jones (DE)	19.0
1966	Deacon Jones (DE)	18.0
1967	Deacon Jones (DE)	21.0
1968	Deacon Jones (DE)	22.0
1969	Deacon Jones (DE)	15.0
1970	Deacon Jones (DE)	12.0
1971	Coy Bacon (DE)	11.0
1972	Coy Bacon (DE)	11.5
1973	Jack Youngblood (DE)	16.5
1974	Jack Youngblood (DE)	15.0
1975	Jack Youngblood (DE)	15.0
1976	Jack Youngblood (DE)	14.5
	Larry Brooks (DT)	14.5
1977	Jack Youngblood (DE)	8.5
1978	Larry Brooks (DE)	8.0
1979	Jack Youngblood (DE)	18.0
1980	Jack Youngblood (DE)	11.5

1981	Jack Youngblood (DE)	12.5
1982	Mike Fanning (DT)	5.0
1983	Jack Youngblood (DE)	10.5
1984	Jack Youngblood (DE)	9.5
1985	Mike Wilcher (LB)	12.5
1986	Gary Jeter (DE)	8.0
1987	Gary Jeter (DE)	7.0
1988	Kevin Greene (LB)	16.5
1989	Kevin Greene (LB)	16.5
1990	Kevin Greene (LB)	13.0
1991	Kevin Greene (LB)	3.0
	Gerald Robinson (DE)	3.0
1992	Kevin Greene (LB)	10.0
1993	Sean Gilbert (DT)	10.5
1994	Robert Young (DE)	6.5
1995	D'Marco Farr (DT)	11.0
1996	Kevin Carter (DE)	9.5
1997	Leslie O'Neal (DE)	10.0
1998	Kevin Carter (DE)	12.0
1999	Kevin Carter (DE)	17.0
2000	Grant Wistrom (DE)	11.0
2001	Leonard Little (DE)	14.5
2002	Leonard Little (DE)	12.0
2003	Leonard Little (DE)	12.5
2004	Bryce Fisher (DE)	8.5
2005	Leonard Little (DE)	9.5
2006	Leonard Little (DE)	13.0
2007	Will Witherspoon (LB)	7.0
2008	James Hall (DE)	6.5
2009	Leonard Little (DE)	6.5
2010	James Hall (DE)	10.5
2011	Chris Long (DE)	13.0
2012	Chris Long (DE)	11.5
2013	Robert Quinn (DE)	19.0
2013	Robert Quinn (DE)	10.5
2015	Aaron Donald (DT)	11.0
2016	Aaron Donald (DT)	8.0
2017	Aaron Donald (DT)	11.0
2018	Aaron Donald (DT)	20.5
2019	Aaron Donald (DT)	12.5



Individual Records



Service



Most Seasons

20	Jackie Slater, 1976-95
15	Charlie Cowan, 1961-75 Joe Scibelli, 1961-75 Merlin Olsen, 1962-76
14	Jack Youngblood, 1971-84 Doug Smith, 1978-91 Isaac Bruce, 1994-2007

Most Games Played

259	Jackie Slater, 1976-95
208	Merlin Olsen, 1962-76
206	Charlie Cowan, 1961-75

Most Consecutive Games Played

201	Jack Youngblood, 1971-84
198	Merlin Olsen, 1962-76
184	Tom Mack, 1966-1978



Scoring



Most Seasons Leading Team

9	Jeff Wilkins, 1997-99, 2002-07
7	Greg Zuerlein, 2012-2017, 2019 Bob Waterfield, 1946-52
6	Bruce Gossett, 1964-69 Mike Lansford, 1982-90

Most Consecutive Seasons Leading Team

6	Bruce Gossett, 1964-69 Mike Lansford, 1984-89 Bob Waterfield, 1945-50 Jeff Wilkins, 2002-07 Greg Zuerlein, 2012-2017
5	David Ray, 1970-74
4	Danny Villaneuva, 1960-63 Tony Zendejas, 1991-94



Points



Career

1,223	Jeff Wilkins, 1997-2007 (428 pat, 265 fg)
867	Greg Zuerlein, 2012-19 (264 pat, 201 fg)
789	Mike Lansford, 1982-90 (315 pat, 158 fg)

Season

163	Jeff Wilkins, 2003 (39 fg, 46 pat)
160	Marshall Faulk, 2000 (26 td, 2 two-point conv.)
158	Greg Zuerlein, 2017 (36 fg, 35 pat)

Season, Rookie

120	Eric Dickerson, 1983 (20 td)
118	Frank Corral, 1978 (31 pat, 29 fg)
95	Greg Zuerlein, 2012 (26 pat, 23 fg)

Game

24	Bob Shaw, vs. Washington, 12/11/49 (4 td) Elroy Hirsch, vs. New York Yanks, 9/28/51 (4 td) Harold Jackson, vs. Dallas, 10/14/73 (4 td) Az-Zahir Hakim, at Cincinnati, 10/3/99 (4 td) Isaac Bruce, vs. San Francisco, 10/10/99 (4 td) Marshall Faulk, at San Francisco, 10/29/00 (4 td) Marshall Faulk, vs. Minnesota, 12/10/00 (4 td) Marshall Faulk, at Tampa Bay, 12/18/00 (4 td) Marshall Faulk, vs. Indianapolis, 12/30/01 (4 td) Marshall Faulk, vs. Seattle, 10/20/02 (4 td) Steven Jackson, at Minnesota, 12/31/06 (4 td) Todd Gurley II, at Seattle, 12/17/17 (4 td)
23	Greg Zuerlein, at Dallas, 10/1/17 (7 fg, 2 pat)
22	Todd Gurley II, vs. Arizona 9/16/18 (3 td, 2-2pt.)
21	Jeff Wilkins, vs. San Diego, 10/1/00 (5 fg, 6 pat)

Game, Opponent

26	Gordy Soltau, at San Francisco, 10/28/51 (3 td, 1 fg, 5 pat)
24	Many times, last by Ron Moore, at Phoenix, 12/4/93 (4 td)
21	Two times, last by Rich Karlis, at Minnesota, 11/15/89 (7 fg)



Touchdowns



Career

85	Marshall Faulk, 1999-2006 (58 r, 27 p)
84	Isaac Bruce, 1994-2007 (84 p)
74	Torry Holt, 1999-2008 (74 p)

Season

26	Marshall Faulk, 2000 (18 r, 8 p)
21	Todd Gurley II, 2018 (17 r, 4 p) Marshall Faulk, 2001 (12 r, 9 p)

Game

4	Bob Shaw, vs. Washington, 12/11/49 (4 p) Elroy Hirsch, vs. New York Yanks, 9/28/51 (4 p) Harold Jackson, vs. Dallas, 10/14/73 (4 p) Az-Zahir Hakim, at Cincinnati, 10/3/99 (3p, 1 pr) Isaac Bruce, vs. San Francisco, 10/10/99 (4 p) Marshall Faulk, at San Francisco, 10/29/00 (2 r, 2 p) Marshall Faulk, vs. Minnesota, 12/10/00 (4 r) Marshall Faulk, at Tampa Bay, 12/18/00 (3 r, 1 p) Marshall Faulk, vs. Indianapolis, 12/30/01 (3 r, 1 p) Marshall Faulk, vs. Seattle, 10/20/02 (3 r, 1 p) Steven Jackson, at Minnesota, 12/31/06 (3 r, 1 p) Todd Gurley II, at Seattle, 12/17/17 (3 r, 1 p)
3	Many times, last by Todd Gurley II, at San Francisco, 9/16/18
2	Many times, last by Cooper Kupp, at Cleveland, 9/22/19

Game, Opponent

4	Lenny Moore, at Baltimore, 10/16/60 (4 r) Ron Moore, at Phoenix, 12/4/93 (4 r)
3	Many times, last by Torrey Smith, Baltimore, 9/25/11
2	Many times, Last by Christian McCaffrey, at Carolina, 9/8/19

Most Consecutive Games Scoring Touchdown

13	Todd Gurley II, 2017-18
11	Elroy Hirsch, 1950-51
10	Eric Dickerson, 1983 Greg Bell, 1988-89
9	Marshall Faulk, 2001-02



Point After Attempts



Most Attempted, Career

429	Jeff Wilkins, 1997-2007
336	Bob Waterfield, 1945-52
325	Mike Lansford, 1982-90

Most Attempted, Season

64	Jeff Wilkins, 1999
58	Bob Waterfield, 1950
52	Frank Corral, 1980

Most Attempted, Game

9	Bob Waterfield vs. Baltimore, 10/22/50
8	Paige Cothren, vs. San Francisco, 11/9/58 Tom Dempsey, vs. Atlanta, 12/4/76 Chip Lohmiller, vs. Atlanta, 11/10/96
7	Many times, last by Greg Zuerlein, vs. Oak., 11/30/14

Most Made, Career

428	Jeff Wilkins, 1997-2007
315	Bob Waterfield, 1945-52 Mike Lansford, 1982-90
264	Greg Zuerlein, 2012-19

Most Made, Season

64	Jeff Wilkins, 1999
58	Jeff Wilkins, 2001
54	Bob Waterfield, 1950

Most Made, Game

9	Bob Waterfield, vs. Baltimore, 10/22/50
8	Paige Cothren, vs. San Francisco, 11/9/58
7	Bob Waterfield, at New York Giants, 11/14/48 Bruce Gossett, vs. New York Giants, 11/13/66 Jeff Wilkins, vs. Carolina 11/11/01 Greg Zuerlein, vs. Oakland, 11/30/14

Most Made, Game, Opponent

- 8 Tom Feamster, at Baltimore, 11/25/56
- Cliff Patton, at Philadelphia, 10/7/50
- 7 Bob Jencks, vs. Chicago, 10/13/63
- 6 Many times, last by S. Gostkowski, vs. NE, 10/28/12

Most Consecutive Made

- 371 Jeff Wilkins, 1999-2007
- 165 Bruce Gossett, 1965-69
- 102 David Ray, 1970-72

Highest Percentage Made, Career (80 attempts minimum)

- 99.8 Jeff Wilkins, 1997-2007 (403-404)
- 98.7 Josh Brown, 2008-11 (79-80)
- 98.2 Danny Villanueva, 1960-63 (111-113)

Most Made, No Misses, Season

- 64 Jeff Wilkins, 1999
- 58 Jeff Wilkins, 2001
- 51 Mike Lansford, 1989

**Two Point Conversions****Most Two Point Conversions, Career**

- 7 Marshall Faulk, 1999-2006
- 4 Todd Gurley II, 2015- 19
- 3 Isaac Bruce, 1994-2007
- 2 Jerome Bettis, 1993-95
- Tony Banks, 1996-98
- Ricky Proehl, 1998-2002

Most Two Point Conversions, Season

- 2 Jerome Bettis, 1994
- Marshall Faulk, 2000
- Marshall Faulk, 2004
- Todd Gurley II, 2018
- 1 Many times, last by Sam Bradford, Benny Cunningham & Isaiah Pead, 2013

Most Two Point Conversions, Game

- 2 Marshall Faulk, vs. Atlanta, 10/15/00 (2 runs)
- Todd Gurley II, vs. Arizona, 9/16/18 (2 runs)**
- 1 Many times, last by Jared Cook, vs. San Francisco, 11/01/15

Most Two Point Conversions, Opponent, Season

- 2 Terance Mathis, Atlanta, 1994
- 2 Reggie Bush, New Orleans, 2007

Most Two Point Conversions, Opponent, Game

- 2 Reggie Bush, at New Orleans, 11/11/07 (2 runs)
- 1 Many times, last by Marshawn Lynch, vs. Sea., 9/13/15 (rush)

**Field Goals****Most Attempted, Career**

- 328 Jeff Wilkins, 1997-2007
- 245 Greg Zuerlein, 2012-19
- 217 Mike Lansford, 1982-90

Most Attempted, Season

- 49 Bruce Gossett, 1966
- 47 David Ray, 1973
- 45 David Ray, 1970

Most Attempted, Game

- 7 Bob Waterfield, vs. Detroit, 12/9/51
- Jeff Wilkins, vs. Denver, 9/10/06
- Greg Zuerlein, at Dallas, 10/1/17
- 6 Five times, last by David Ray, at New Orleans, 11/26/72
- 5 **Many times, Last by Greg Zuerlein, vs. Denver, 11/17/14**

Most Attempted, Opponent, Game

- 7 Rich Karlis, at Minnesota, 11/5/89
- 6 Five times, last by John Carney, vs. New Orleans, 9/26/04
- 5 Many times, last by Blair Walsh, vs MIN, 12/16/12

Most Made, Career

- 265 Jeff Wilkins, 1997-2007
- 201 Greg Zuerlein, 2012-19
- 158 Mike Lansford, 1982-90

Most Made, Season

- 39 Jeff Wilkins, 2003
- 38 Greg Zuerlein, 2017**
- 33 Josh Brown, 2010

Most Made, Season, Rookie

- 29 Frank Corral, 1978
- 23 Greg Zuerlein, 2012
- 18 Bruce Gossett, 1964
- Rafael Septien, 1977

Most Made, Game

- 7 Greg Zuerlein, at Dallas, 10/1/17
- 6 Jeff Wilkins, vs. Denver, 9/10/06
- 5 Four times, last by Greg Zuerlein, vs. Denver, 11/16/14

Most Made, Opponent, Game

- 7 Rich Karlis, at Minnesota 11/5/89
- 5 Many times, last by C. Catanzaro, at ARI, 10/4/15
- 4 Many times, last by Phil Dawson, at SF, 1/3/16

Most Consecutive Field Goals Made

- 30 Jeff Wilkins, 1999-2001
- 19 Jeff Wilkins, 2003
- 18 Greg Zuerlein, 2016-2017

Most Consecutive Games, Made Field Goal

- 27 Jeff Wilkins, 2002-04
- 20 David Ray, 1970-71
- 19 Bruce Gossett, 1967-68

Longest Field Goal

- 61 Greg Zuerlein, at Minnesota 11/8/15
- 60 Greg Zuerlein, vs. Seattle, 9/30/12
- 58 Twice, most recently, Greg Zuerlein, vs. Tampa Bay, 9/29/19
- 57 Jeff Wilkins, vs. Arizona, 9/27/98

Longest Field Goal, Opponent

- 56 Joe Nedney, vs. San Francisco, 12/24/05
- 55 Adam Vinatieri, vs. New England, 12/13/98
- Jay Feely, at New York Jets, 11/9/08
- 54 Four times, last by Robbie Gould, at Chicago, 9/24/12

Most Made, 50 or More Yards, Career

- 33 Greg Zuerlein, 2012-19
- 26 Jeff Wilkins, 1997-2007
- 15 Josh Brown, 2008-2011
- 8 Tony Zendejas, 1991-94

Most Made, 50 or More Yards, Season

- 7 Greg Zuerlein, 2012
- 6 Greg Zuerlein, 2017
- Tony Zendejas, 1993
- Josh Brown, 2008
- Josh Brown, 2009
- 4 Jeff Wilkins, 2003, 2004, 2005
- Greg Zuerlein, 2014, 2018

Most Made, 50 or More Yards, Game

- 2 Seven times, last by Greg Zuerlein, at Min, 11/8/15
- 1 Many times, last by Greg Zuerlein, vs. TB, 9/29/19

Most Made, 50 or More Yards, Game, Opponent

- 3 Blair Walsh, vs. Minnesota, 12/16/12
- 2 Tom Dempsey, vs. New Orleans, 12/6/70
- Mick Luckhurst, vs. Atlanta, 10/7/84
- John Carney, vs. New Orleans, 9/26/04
- Nick Folk, vs. New York Jets, 11/19/12

Highest Field Goal Percentage, Career (50 attempts)

- 82.04 Greg Zuerlein, 2012-19 (201-245)
- 81.88 Josh Brown, 2008-11 (104-127)
- 80.79 Jeff Wilkins, 1997-2007 (265-328)
- 79.52 Tony Zendejas, 1991-94 (66-83)

Highest Field Goal Percentage, Season

- 100.0 Tony Zendejas, 1991 (17-17)
- Jeff Wilkins, 2000 (17-17)
- 95.00 Greg Zuerlein, 2017 (38-40)
- 92.86 Jeff Wilkins, 2003 (39-42)
- 92.59 Greg Zuerlein, 2013 (25-27)

**Safeties****Most, Career**

- 3 Kevin Greene, 1985-92
- 2 Fred Dryer, 1972-81
- Jack Youngblood, 1971-84
- Kevin Carter, 1995-2000

Most, Season

- †2 Fred Dryer, 1973

Most, Game

- *2 Fred Dryer, vs. Green Bay, 10/21/73
- 1 **Many players, last by Aaron Donald, at Pittsburgh, 11/10/19**

Most, Game, Opponent

- 1 Many times, last by John Abraham, at Arizona, 12/8/13

*NFL Record

† Ties NFL Record



Rushing



Most Seasons Leading Team

8	Steven Jackson, 2005-12
6	Marshall Faulk, 1999-2006
5	Todd Gurley II, 2015-19
4	Lawrence McCutcheon, 1973-77
4	Dick Bass, 1962-66
4	Eric Dickerson, 1983-86

Most Consecutive Seasons Leading Team

8	Steven Jackson, 2005-12
6	Marshall Faulk, 1999-2006
5	Todd Gurley II, 2015-Present
4	Lawrence McCutcheon, 1973-77
4	Eric Dickerson, 1983-86



Rushing Attempts



Career

2,395	Steven Jackson, 2004-12
1,525	Eric Dickerson, 1983-87
1,447	Marshall Faulk, 1999-2006

Season

404	Eric Dickerson, 1986
390	Eric Dickerson, 1983
379	Eric Dickerson, 1984

Season, Rookie

†390	Eric Dickerson, 1983
294	Jerome Bettis, 1993
250	Zac Stacy, 2013

Game

39	Jerome Bettis, vs. Chicago, 1/2/94
38	Eric Dickerson, at St. Louis, 9/7/86
36	Charles White, at Philadelphia, 9/15/85

Game, Opponent

41	Rodney Hampton, at New York Giants, 9/19/93
	Gerald Riggs, at Atlanta, 11/17/85
35	Lynn Cain, Atlanta, 10/7/84
	Gerald Riggs, Atlanta, 10/12/86
33	Shaun Alexander, at Seattle, 11/13/05
	Maurice Jones-Drew, at Jacksonville, 10/18/09



Rushing Yards



Career

10,135	Steven Jackson, 2004-12
7,245	Eric Dickerson, 1983-87
6,959	Marshall Faulk, 1999-2006

Season

*2,105	Eric Dickerson, 1984
1,821	Eric Dickerson, 1986
1,808	Eric Dickerson, 1983

Season, Rookie

1,808	Eric Dickerson, 1983
1,429	Jerome Bettis, 1993
1,106	Todd Gurley II, 2015
973	Zac Stacy, 2013

Game

247	Willie Ellison, vs. New Orleans, 12/5/71
223	Tom Wilson, vs. Green Bay, 12/16/56
221	Greg Bell, vs. Green Bay, 9/24/89

Game, Rookie

223	Tom Wilson, vs. Green Bay, 12/16/56
212	Jerome Bettis, at New Orleans, 12/12/93
199	Eric Dickerson, vs. Detroit, 10/2/83
159	Todd Gurley II, at Green Bay, 10/11/15

Game, Opponent

253	DeMarco Murray, at Dallas, 10/23/11
237	Jim Brown, at Cleveland, 11/24/57
228	Beanie Wells, vs. Arizona, 11/27/11
212	Adrian Peterson, vs. Minnesota, 12/16/12

Longest Run

92t	Kenny Washington, at Chicago Cardinals, 11/2/47
89t	Tre Mason, vs. Oakland, 11/20/14
85t	Eric Dickerson, at New York Jets, 9/25/83
84t	Tom Harmon, at Chicago Bears, 10/13/46

Longest Run, Opponents

91t	DeMarco Murray, at Dallas, 10/23/11
82t	Adrian Peterson, vs. Minnesota, 12/16/12
80	Jamaal Charles, vs. Kansas City, 12/19/10
76t	Najeh Davenport, vs. Green Bay, 10/19/03

Most Seasons, 1,000 or More Yards

8	Steven Jackson, 2005-12
4	Lawrence McCutcheon, 1973-74, 1976-77
3	Eric Dickerson, 1983-86
3	Marshall Faulk, 1999-01
3	Todd Gurley II, 2015, 2017, 2018
2	Dick Bass, 1962, 1966
2	Wendell Tyler, 1979, 1981
2	Greg Bell, 1988-89
2	Jerome Bettis, 1993-94

Most Consecutive Seasons, 1,000 or More Yards

8	Steven Jackson, 2005-12
4	Eric Dickerson, 1983-86
3	Marshall Faulk, 1999-01

Most Games, 100 or More Yards, Career

38	Eric Dickerson, 1983-87
33	Steven Jackson, 2004-12
27	Marshall Faulk, 1999-2006

Most Games, 100 or More Yards, Season

11	Eric Dickerson, 1984
9	Eric Dickerson, 1983
7	Jerome Bettis, 1993
	Marshall Faulk, 1999
	Steven Jackson, 2009

Most Consecutive Games, 100 or More Yards

6	Eric Dickerson, 1984
5	Eric Dickerson, 1986
4	Eric Dickerson, 1983, 1984
	Jerome Bettis, 1994
	Marshall Faulk, 1999
	Marshall Faulk, 2003
	Steven Jackson, 2009



Average Rushing Gain



Career (500 att.)

5.182	Dan Towler, 1950-55 (674-3,493)
4.833	Paul (Tank) Younger, 1949-57 (682-3,296)
4.809	Marshall Faulk, 1999-2006 (1,447-6,959)

Season (Qualifiers)

7.40	Kenny Washington, 1947 (60-444)
7.26	Skeet Quinlan, 1953 (97-705)
6.77	Dan Towler, 1951 (126-854)

Game (10 att.)

14.6	Dan Towler, at Baltimore, 11/22/53 (14-205)
13.2	Kenny Washington, at Chicago Cardinals, 11/2/47 (11-145)
13.1	Dan Towler, at Green Bay, 10/21/51 (11-144)

Game (10 att.), Opponent

13.8	George Taliaferro, vs. New York Yanks, 11/18/51 (12-166)
13.3	Frank Reagan, vs. New York Giants, 12/1/46 (10-133)
12.6	Delvin Williams, vs. Miami, 11/9/80 (12-151)



Rushing Touchdowns



Career

58	Todd Gurley II, 2015-19
58	Marshall Faulk, 1999-2006
56	Eric Dickerson, 1983-87
56	Steven Jackson, 2004-12

Season

18	Eric Dickerson, 1983
	Marshall Faulk, 2000
17	Todd Gurley II, 2018
16	Greg Bell, 1988
15	Greg Bell, 1989

Season, Rookie

†18	Eric Dickerson, 1983
10	Todd Gurley II, 2015
7	Jerome Bettis, 1993
7	Zac Stacy, 2013
6	Dan Towler, 1952

Game

4	Marshall Faulk, vs. Minnesota, 12/10/00
3	Many times, last by Todd Gurley II, vs. Arizona, 9/16/18

Game, Opponent

4	Jim Brown, at Cleveland, 11/24/57
	Ron Moore, at Phoenix, 12/4/93
3	Many times, last by Maurice Jones-Drew, at Jacksonville, 10/18/09
2	Many times, last by Beanie Wells, at ARI, 11/25/12

Passing

Most Seasons Leading Team

9	Roman Gabriel, 1963-72
8	Jim Everett, 1986-92
	Marc Bulger, 2002-09
6	Norm Van Brocklin, 1950, 1952-1955, 1957

Most Consecutive Seasons Leading Team

9	Roman Gabriel, 1963-72
8	Jim Everett, 1986-92
	Marc Bulger, 2002-09
4	Norm Van Brocklin, 1952-1955

Passer Rating

Highest, Career (1,500 att.)

97.2	Kurt Warner, 1998-2003
91.7	Jared Goff, 2016-present
84.4	Marc Bulger, 2001-09

Highest, Season (Qualifiers)

109.2	Kurt Warner, 1999
101.8	Trent Green, 2000
101.4	Kurt Warner, 2001

Season, Rookie (Qualifiers)

81.8	Dieter Brock, 1985
76.5	Sam Bradford, 2010
72.4	Bob Waterfield, 1945

Passing Attempts

Career

3,313	Roman Gabriel, 1962-72
3,277	Jim Everett, 1986-93
3,171	Marc Bulger, 2001-09

Season

590	Sam Bradford, 2010
588	Marc Bulger, 2006
581	Jared Goff, 2019

Season, Rookie

590	Sam Bradford, 2010
368	Tony Banks, 1996
365	Dieter Brock, 1985

Game

68	Jared Goff, vs. Tampa Bay, 9/29/19
62	Marc Bulger, at New York Giants, 10/2/05
56	Marc Bulger, at San Francisco, 9/11/05

Game, Opponent

58	Kent Graham, at Arizona, 9/29/96
56	Drew Brees, vs. New Orleans, 12/15/2013
54	Peyton Manning, vs. Denver, 11/16/14
52	Tony Eason, vs. New England, 11/16/86
	Neil Lomax, at St. Louis, 11/4/84
	Mark Brunell vs. Jacksonville, 10/20/96
	Ryan Lindley, at Arizona, 11/25/12

Passing Completions

Career

1,969	Marc Bulger, 2001-09
1,847	Jim Everett, 1986-93
1,705	Roman Gabriel, 1962-72

Season

394	Jared Goff, 2019
375	Kurt Warner, 2001
370	Marc Bulger, 2006

Season, Rookie

354	Sam Bradford, 2010
218	Dieter Brock, 1985
192	Tony Banks, 1996

Game

45	Jared Goff, vs. Tampa Bay, 9/29/19
40	Marc Bulger, at New York Giants, 10/2/05
36	Marc Bulger, vs. San Diego, 11/10/02
35	Dieter Brock, vs. San Francisco, 10/27/85
	Kurt Warner, at Seattle, 9/10/00
	Marc Bulger, at Green Bay, 11/29/04
	Sam Bradford, vs. Minnesota, 12/16/12
	Jared Goff, vs. Philadelphia, 12/16/18

Game, Opponent

39	Drew Brees, vs. New Orleans, 12/15/2013
37	Richard Todd, at New York Jets, 9/25/83
	Kent Graham, at Arizona, 9/29/96
	Mark Brunell, vs. Jacksonville, 10/20/96
36	Tony Eason, vs. New England, 11/16/86
	Josh McCown, vs. Chicago, 11/24/13

Consecutive Passes Completed

20	Case Keenum vs. Detroit Lions, 10/16/16
18	Jim Everett, vs. New York Giants, 11/12/89
16	Jim Everett, vs. Kansas City, 11/10/91

Completion Percentage

Career (500 att.)

66.4%	Kurt Warner, 1998-2003 (1,688-1,121)
62.4%	Jared Goff, 2016-present (1,186-1,900)
62.1%	Marc Bulger, 2001-09 (2,924-1,829)

Season (min. 200 att.)

68.7%	Kurt Warner, 2001 (546-375)
67.7%	Kurt Warner, 2000 (347-235)
66.2%	Marc Bulger, 2004 (495-321)

Season, Rookie (min. 100 att.)

60.0%	Sam Bradford, 2010 (590-354)
59.7%	Dieter Brock, 1985 (365-218)
56.3%	Ryan Fitzpatrick, 2005 (135-76)

Game (20 att.)

86.9%	Kurt Warner, vs. San Francisco, 10/10/99 (23-20)
85.7%	Jim Everett, vs. New York Giants, 10/18/92 (21-18)
85.5%	Austin Davis, vs. Seattle, 10/20/14 (20-17)
84.4%	Kurt Warner, vs. Minnesota 12/10/00 (32-27)

Game (20 att.), Opponent

91.3%	Vinny Testaverde, vs. Cleveland, 12/26/93 (21-23)
84.6%	Kerry Collins, vs. New York Giants, 9/15/02 (22-26)
85.7%	Alex Smith, vs. Kansas City, 10/27/14 (24-28)
84.4%	Carson Palmer, at Arizona, 12/8/13 (27-32)

Passing Yards

Career

23,758	Jim Everett, 1986-93
22,814	Marc Bulger, 2001-09
22,223	Roman Gabriel, 1962-72

Season

4,830	Kurt Warner, 2001
4,688	Jared Goff, 2018
4,638	Jared Goff, 2019

Season, Rookie

3,512	Sam Bradford, 2010
2,658	Dieter Brock, 1985
2,544	Tony Banks, 1996

Game

*554	Norm Van Brocklin, vs New York Yanks, 9/28/51
517	Jared Goff, vs. Tampa Bay, 9/29/19
509	Vince Ferragamo, vs. Chicago, 12/26/82

Game, Opponent

483	Boomer Esiason, vs. Cincinnati, 10/7/90
478	Patrick Mahomes, vs. Kansas City, 11/19/18
462	Steve Young, vs. San Francisco, 11/28/93

Most Seasons, 3,000 or More Passing Yards

5	Jim Everett, 1988-92
3	Kurt Warner, 1999-01
	Marc Bulger, 2003-04, 2006
2	Vince Ferragamo, 1980, 1983
	Sam Bradford, 2010, 2012
	Jared Goff, 2017, 2018

Most Games, 300 or More Passing Yards, Career

30	Kurt Warner, 1998-2003
27	Marc Bulger, 2001-09
20	Jim Everett, 1986-93

Most Games, 300 or More Passing Yards, Season

9	Kurt Warner, 1999
	Kurt Warner, 2001
8	Marc Bulger, 2006
7	Kurt Warner, 2000
	Jared Goff, 2018

Most Consecutive Games, 300 or More Passing Yards

6	Kurt Warner, 2000
4	Kurt Warner, 1999
	Jared Goff, 2018
3	Jim Everett, 1989, 1991
	Mark Rypien, 1995
	Marc Bulger, 2006

Longest Pass Completion

- 96t Frank Ryan (to Matson), vs. Pittsburgh, 10/1/61
- 95t Bill Munson (to Pope), vs. Green Bay, 12/3/64
- 94t Jared Goff (to Woods), vs Houston, 11/12/17**

Opponent, Longest Pass Completion

- 98t Jim Hart (to Rashad), at St. Louis, 12/10/72
- 95t Joe Montana (to Taylor), vs. San Francisco, 12/11/89
- 91t Bart Starr (to Dowler), vs. Green Bay, 12/17/60

Average Gain Passing

Career (500 att.)

- 8.56 Kurt Warner, 1998-2003 (1,688-14,447)
- 8.49 Norm Van Brocklin, 1959-57 (1,897-16,114)
- 8.01 James Harris, 1972-76 (652-5,220)

Season (Qualifiers)

- 10.14 Norm Van Brocklin, 1954 (260-2,637)
- 9.88 Kurt Warner, 2000 (347-3,429)
- 9.61 Bob Waterfield, 1945 (172-1,653)

Game (20 att.)

- 15.40 Norm Van Brocklin, at Chicago Bears, 11/16/52
- 15.19 Roman Gabriel, vs. San Francisco, 11/9/69
- 15.03 James Harris, at Miami, 10/3/76

Game (20 att.), Opponent

- 15.86 Ed Brown, vs. Chicago, 10/9/60
- 14.46 Milt Plum, vs. Detroit, 11/1/64
- 14.44 Steve Young, vs. San Francisco, 11/28/93

Passing Touchdowns

Career

- 154 Roman Gabriel, 1962-72
- 142 Jim Everett, 1986-92
- 122 Marc Bulger, 2001-09

Season

- 41 Kurt Warner, 1999
- 36 Kurt Warner, 2001
- 32 Jared Goff, 2018**

Season, Rookie

- 18 Sam Bradford, 2010
- 16 Dieter Brock, 1985
- 15 Tony Banks, 1996

Game

- 5 Bob Waterfield, vs. New York Bulldogs, 11/27/49
- Norm Van Brocklin, vs. Detroit, 10/29/50
- Norm Van Brocklin, at New York Yanks, 9/28/51
- Bob Waterfield, vs. Green Bay, 12/16/51
- Roman Gabriel, vs. Cleveland, 12/12/65
- Vince Ferragamo, vs. New Orleans, 11/2/80
- Vince Ferragamo, vs. San Francisco, 10/23/83
- Jim Everett, at New York Giants, 9/25/88
- Kurt Warner, vs. San Francisco, 10/10/99
- Jared Goff, vs. Minnesota, 9/27/18**
- 4 Many times, last by Jared Goff, vs. San Francisco, 12/30/18**

Game, Opponent

- 6 Patrick Mahomes, vs. Kansas City, 11/19/18
- 5 Dan Marino, vs. Miami, 12/14/86
- 4 Many times, last by Jameis Winston, vs. Tampa Bay, 9/29/19

Most Games, Four or More Touchdowns Passes, Career

- 6 Norm Van Brocklin, 1949-57
- Jim Everett, 1986-93
- 5 Vince Ferragamo, 1977-80, 1982-84
- Jared Goff, 2016-18**

Most Games, Four or More Touchdowns Passes, Season

- 4 Vince Ferragamo, 1980
- 3 Kurt Warner, 2001
- Jared Goff, 2018**
- 2 Norm Van Brocklin, 1957
- Jim Everett, 1988
- Jim Everett, 1990
- Kurt Warner, 2000
- Jared Goff, 2017**

Had Intercepted

Career

- 128 Bob Waterfield, 1945-52
- 127 Norm Van Brocklin, 1949-57
- 123 Jim Everett, 1986-93

Season

- 24 Bob Waterfield, 1949
- 23 Vince Ferragamo, 1983
- 22 Bill Wade, 1958
- Kurt Warner, 2001
- Marc Bulger, 2003

Game

- 7 Parker Hall, vs. Green Bay, 11/18/42
- Bob Waterfield, at Green Bay, 10/17/58
- 6 Norm Van Brocklin, vs. Baltimore, 12/4/54
- Bill Wade, vs. Detroit, 10/26/56
- Norm Van Brocklin, vs. Detroit, 10/13/57
- Chris Chandler, at Carolina, 12/12/04
- 5 Norm Van Brocklin, at San Francisco, 10/28/51
- Ryan Fitzpatrick, at Minnesota, 12/11/05
- Gus Frerotte, at Baltimore, 10/14/07

Most Consecutive Passes Attempted, None Intercepted

- 249 Marc Bulger, 2005-06
- 206 Roman Gabriel, 1968-69
- 169 *Sam Bradford, 2010

Lowest Percentage Passes Intercepted

Career (500 att.)

- 2.15 Sam Bradford, 2010- (1,760-38)
- 2.24 Jared Goff, 2016-Present (1,869-42)**
- 2.93 Marc Bulger, 2001-09 (3,171-93)
- 3.38 Roman Gabriel, 1962-72 (3,313-112)

Season (Qualifiers)

- 1.40 Marc Bulger, 2006 (588-8)
- 1.46 Jared Goff, 2017 (477-7)**
- 1.75 Roman Gabriel, 1969 (399-7)

Season, Rookie (Qualifiers)

- 2.54 Sam Bradford, 2010 (590-15)
- 3.56 Dieter Brock, 1985 (365-13)
- 4.07 Tony Banks, 1996 (368-15)

Times Sacked

Career

- 279 Roman Gabriel, 1962-72
- 254 Marc Bulger, 2001-09
- 186 Jim Everett, 1986-93

Season

- 51 Dieter Brock, 1985
- 49 Marc Bulger, 2006
- 48 Roman Gabriel, 1966
- Tony Banks, 1996

Game

- 10 Bill Munson, at San Francisco, 12/6/64
- James Harris, vs. San Francisco, 10/11/76
- 8 Roman Gabriel, at Green Bay, 9/25/66
- Tony Banks, vs. San Francisco, 10/25/98
- 7 Many times, Last by Jared Goff vs. Arizona, 1/1/17**

Game, Opponent

- 10 Bob Barry, vs. Atlanta 9/28/65
- 9 Mike Ray, vs. Tampa Bay, 11/5/78
- Dave Wilson, vs. New Orleans, 11/3/85
- Steve Beuerlein, at Los Angeles Raiders, 9/18/88
- Rob Johnson, at Buffalo, 9/20/98
- Kevin Kolb, vs. Arizona, 10/4/12
- 8 Joe Montana, at San Francisco, 12/18/88
- Daunte Culpepper, vs. Minnesota, 11/30/03
- 8 Colin Kaepernick, at San Francisco, 11/3/15



Pass Receiving - Receptions



Most Seasons Leading Team

- 9 Henry Ellard, 1984-93
- 7 Torry Holt, 1999-2008
- 5 Tom Fears, 1948-55

Most Consecutive Seasons Leading Team

- 8 Henry Ellard, 1984-91
- 7 Torry Holt, 2002-08
- 4 Jim Phillips, 1960-63

Career

- 942 Isaac Bruce, 1994-2007
- 869 Torry Holt, 1999-2008
- 593 Henry Ellard, 1983-1993

Season

- 119 Isaac Bruce, 1995
- 117 Torry Holt, 2003
- 102 Torry Holt, 2005

Season, Rookie

- 62 Cooper Kupp, 2017**
- 54 Eddie Kennison, 1996
- 53 Donnie Avery, 2008

Season, Running Back

- 90 Steven Jackson, 2006
- 87 Marshall Faulk, 1999
- 83 Marshall Faulk, 2001

Game

- 18 Tom Fears, vs. Green Bay, 12/3/50
- 15 Willie Anderson, at New Orleans, 11/26/89
- Isaac Bruce, vs. Miami, 12/24/95
- Danny Amendola, vs. Washington, 9/16/12
- 14 Dick Hoerner, vs. New York Yanks, 11/19/50

Game, Opponent

- 16 Jerry Rice, at San Francisco, 11/20/94
- Keenan McCardell, vs. Jacksonville, 10/20/96
- 13 Larry Centers, at Arizona, 9/29/96
- 12 Andre Rison, at Atlanta, 9/11/94

Most Consecutive Games, Pass Reception

- 153 Torry Holt, 1999-2008
- 81 Henry Ellard, 1986-92
- Marshall Faulk, 1999-2004
- 70 Jim Phillips, 1958-63

Most Seasons 50 or More Pass Receptions

- 11 Isaac Bruce, 1995-97, 1999-2004, 2006-07
- 10 Torry Holt, 1999-2008
- 7 Henry Ellard, 1985, 1987-1991, 1993



Receiving Yards



Most Seasons Leading Team

- 9 Henry Ellard, 1984-91, 1993
- Torry Holt, 2000-08
- 5 Tom Fears, 1948-55

Most Consecutive Seasons Leading Team

- 9 Torry Holt, 2000-08
- 8 Henry Ellard, 1984-91
- 4 Jim Phillips, 1960-63

Career

- 14,109 Isaac Bruce, 1994-2007
- 12,660 Torry Holt, 1999-2008
- 9,761 Henry Ellard, 1983-93

Season

- 1,781 Isaac Bruce, 1995
- 1,696 Torry Holt, 2003
- 1,635 Torry Holt, 2000

Season, Rookie

- 924 Eddie Kennison, 1996
- 869 Cooper Kupp, 2017**
- 788 Torry Holt, 1999

Season, Running Back

- 1,049 Marshall Faulk, 1999
- 830 Marshall Faulk, 2000
- 825 Amp Lee, 1997

Game

- *336 Willie Anderson, at New Orleans, 11/26/89
- 303 Jim Benton, at Detroit, 11/22/45
- 238 Harold Jackson, vs. Dallas, 10/14/73

Game, Rookie

- 226 Eddie Kennison, at Atlanta, 12/15/96

- 208 Jim Phillips, at Green Bay, 11/16/58
- 163 Donnie Avery, at New England, 10/26/08

Game, Opponent

- 286 John Taylor, vs. San Francisco, 12/11/89
- 257 Billy Wilson, vs. San Francisco, 10/3/54
- 241 Jerry Rice, at San Francisco, 12/9/85

Longest Pass Reception

- 96t Ollie Matson (from Frank Ryan), vs. Pittsburgh, 10/1/61
- 95t Bucky Pope (from Bill Munson), vs. Green Bay, 12/13/64

- 94t Robert Woods (from Jared Goff), vs. Houston, 11/12/17**

Most Seasons, 1,000 or More Yards Pass Receiving

- 8 Isaac Bruce, 1995-96, 1999-2002, 2004 2006
- 8 Torry Holt, 2000-07
- 4 Henry Ellard, 1988-91

Most Games, 100 or More Yards Pass Receiving, Career

- 46 Torry Holt, 1999-2008
- 43 Isaac Bruce, 1994-2007
- 26 Henry Ellard, 1983-93

Most Games, 100 or More Yards Pass Receiving, Season

- 10 Torry Holt, 2003
- 9 Isaac Bruce, 1995
- 8 Elroy Hirsch, 1951
- Torry Holt, 2000

Most Consecutive Games, 100 or More Yards, Pass Receiving

- 6 Isaac Bruce, 1995
- 5 Elroy Hirsch, 1951
- Bob Boyd, 1954
- 4 **Tyler Higbee (TE), 2019**
- Isaac Bruce, 2004

- 3 Brandin Cooks, 2018**

Most Consecutive Games, 150 or More Yards, Pass Receiving

- 3 Isaac Bruce, 1995
- 2 Tom Fears, 1950-51
- Torry Holt, 2000, 2003, 2004



Average Gain - Receiving



Career (150 receptions)

- 20.5 Bob Boyd, 1950-57 (176-3,611)
- 20.3 Willie Anderson, 1988-94 (259-5,246)
- 18.3 Elroy Hirsch, 1949-57 (343-6,289)

Game (3 receptions)

- *63.0 Torry Holt, at Atlanta, 9/24/00 (3-189)
- 50.3 Jack Snow, at Baltimore, 10/15/67 (3-151)
- 49.7 Bob Boyd, at Green Bay, 10/17/54 (3-149)

Game (3 receptions), Opponent

- 55.3 Koren Robinson, vs. Seattle, 10/20/02 (3-166)
- 49.3 Charley Taylor, vs. Washington, 10/22/67 (3-148)
- 44.0 Charles Wilson, vs. Tampa Bay, 12/11/94 (4-176)



Receiving Touchdowns



Career

- 84 Isaac Bruce, 1994-2007
- 74 Torry Holt, 1999-2008
- 53 Elroy Hirsch, 1949-57

Season

- 17 Elroy Hirsch, 1951
- 13 Harold Jackson, 1973
- Isaac Bruce, 1995
- 12 Isaac Bruce, 1999
- Torry Holt, 2003

Season, Rookie

- 10 Bucky Pope, 1964
- 8 Eddie Kennison, 1996
- 6 Leon Clarke, 1956
- Torry Holt, 1999

Game

- 4 Bob Shaw, vs. Washington, 12/11/49
- Elroy Hirsch, at New York Yanks, 9/28/51
- Harold Jackson, vs. Dallas, 10/14/73
- Isaac Bruce, vs. San Francisco, 10/10/99
- 3 Many times, Last by Torry Holt, vs. Seattle, 10/15/06
- 2 Many times, Last by Brandin Cooks and Josh Reynolds vs. Kansas City 12/30/18

Game, Opponent

- 4 Mike Ditka, vs. Chicago, 10/13/63
- 3 Many times, last by Torrey Smith, vs. Baltimore,

9/25/11

2 Many times, last by Tyreek Hill and Chris Conley, vs. Kansas City, 11/19/18

Most Consecutive Games, Touchdown

11 Elroy Hirsch, 1950-51
6 Henry Ellard, 1988-89
5 Jim Benton, 1938-39
Jack Snow, 1967-68
Harold Jackson, 1973
Torry Holt, 2003, 2006

 **Punting** 

Career

611 Johnny Hekker, 2012-present
449 Donnie Jones, 2007-11
432 Dale Hatcher, 1985-89, 1991

Season

105 Donnie Jones, 2011
98 Johnny Hekker, 2016
97 Dale Hatcher, 1986
96 Johnny Hekker, 2015

Season, Rookie

93 Ken Clark, 1979
87 Dale Hatcher, 1985
82 Johnny Hekker, 2012
77 Rusty Jackson, 1976

Game

12 Parker Hall, vs. Green Bay, 11/26/39
Rusty Jackson, at San Francisco, 11/21/76
11 Danny Villanueva, vs. Dallas, 9/30/62
Danny Villanueva, at Pittsburgh, 9/13/64
Donnie Jones, vs. San Francisco, 1/3/2010
Johnny Hekker, vs. San Francisco, 9/26/13

Game, Opponent

14 George Taliaferro, vs. New York Yanks, 9/28/51
11 Tom Girard, vs. Green Bay, 12/3/50
Gerry Collins, vs. Cleveland, 12/12/65
Bobby Joe Green, at Chicago, 12/2/73
Tom Wittum, at San Francisco, 11/21/76
Hermon Weaver, at Seattle, 11/4/79
10 Many times, Last by Tommy Barnhardt, at New Orleans, 11/26/89

Longest Punt

88 Bob Waterfield, at Green Bay, 10/17/48
86 Bob Waterfield, at Green Bay, 10/5/47
80 Donnie Jones, at Seattle, 10/21/07
Parker Hall, vs. Philadelphia 12/3/39

Longest Punt, Opponent

76 Sammy Baugh, at Washington, 11/5/44
75 Sam Baker, vs. Dallas, 9/30/62
74 Jack Jacobs, at Green Bay, 10/5/47

 **Average Gross Yards Punting** 

Career (250 punts)

47.0 Johnny Hekker, 2012-present (611 - 28,742)
46.6 Donnie Jones, 2007-11 (449 - 20,924)
44.3 Danny Villanueva, 1961-64 (296 -13,009)

Season (Qualifiers)

50.0 Donnie Jones, 2008 (82-4,100)
47.9 Johnny Hekker, 2015 (96-4,601)
47.9 Johnny Hekker, 2017 (65-3,113)
47.8 Johnny Hekker, 2016 (98-4,680)

Season, Rookie (Qualifiers)

45.8 Johnny Hekker, 2012 (82-3,756)
43.6 John Misko, 1982 (45-1,961)
43.2 Dale Hatcher, 1985 (87-3,735)

Game (4 punts)

56.9 Johnny Hekker, vs. Arizona, 10/4/12 (7-398)
56.4 Johnny Hekker vs. Philadelphia, 12/10/17 (5-282)
56.3 Donnie Jones, vs. Arizona, 11/22/09 (4-225)
56.2 Donnie Jones, vs. Buffalo, 9/28/08 (5-281)

Game, Opponent (4 Punts)

59.5 Mike Scifres, vs. Chargers, 10/17/10 (6-357)
57.3 Fred Morrison, at Chicago Bears, 11/16/52 (4-229)
56.8 Sammy Baugh, at Washington, 10/26/41 (6-341)

 **Punts Had Blocked** 

Career

5 Bob Waterfield, 1945-52
4 Dale Hatcher, 1985-89, 1991
2 Many players, last by Johnny Hekker, 2012-Present

Season

2 Bob Waterfield, 1950
Jon Kilgore, 1967
Rusty Jackson, 1976
Glen Walker, 1978
Ken Clark, 1979
1 Many times, last by Johnny Hekker, 2019

Most Consecutive Punts, None Blocked

425 Donnie Jones, 2007-2011
380 Sean Landeta, 1993-96, 2003-04
370 Johnny Hekker, 2014-2019

 **Punt Returns** 

Most Seasons Leading Team

5 Henry Ellard, 1983-93
4 Jon Arnett, 1957-63
Jim Bertelsen, 1972-76
3 Verda (V.T.) Smith, 1949-53
Woodley Lewis, 1950-55
Alvin Haymond, 1969-71
LeRoy Irvin, 1980-89
Eddie Kennison, 1996-98
Az-Zahir Hakim, 1998-2001

Most Consecutive Seasons Leading Team

5 Henry Ellard, 1983-87
4 Jim Bertelsen, 1972-76
3 Verda (V.T.) Smith, 1949-51
Woodley Lewis, 1952-54
Alvin Haymond, 1969-71
LeRoy Irvin, 1980-82
Eddie Kennison, 1996-98
Az-Zahir Hakim, 1999-2001

 **Punt Returns** 

Career

158 Tavon Austin, 2013-2017
146 LeRoy Irvin, 1980-89
135 Henry Ellard, 1983-93

Season

56 Eddie Brown, 1979
53 Alvin Haymond, 1970
Todd Kinchen, 1995
52 Jackie Wallace, 1978

Season, Rookie

42 LeRoy Irvin, 1980
30 Tavon Austin, 2013
29 Darryl Henley, 1989
Eddie Kennison, 1996
27 Verda (V.T.) Smith, 1949

Game

7 Many times, last by Tavon Austin, vs. Atlanta, 12/11/16
6 Many times, last by Vernon Turner, vs. New England, 9/13/92
5 Many times, last by Danny Amendola, vs. San Francisco, 1/3/2010

Game, Opponent

8 Kevin Miller vs. Minnesota, 12/2/79
DeSean Jackson, at Philadelphia, 9/7/08
7 Many times, last by Leon Washington, vs. Seattle, 11/20/11

 **Punt Return Yards Gained** 

Career

1,527 Henry Ellard, 1983-93
1,451 LeRoy Irvin, 1980-89
1,356 Tavon Austin, 2013-2017

Season

618 Jackie Wallace, 1978
615 LeRoy Irvin, 1981

501	Henry Ellard, 1985
Season, Rookie	
427	Verda (V.T.) Smith, 1949
423	Eddie Kennison, 1996
296	Henry Ellard, 1983
Game	
*207	LeRoy Irvin, at Atlanta, 11/14/81
145	Tavon Austin, at Indianapolis, 11/10/13
143	Tavon Austin, at Washington, 12/7/14
Game, Opponent	
128	Tyrone Hughes, vs. New Orleans, 10/3/93 Darrien Gordon, at San Diego, 11/27/94
127	Patrick Peterson, at Arizona, 11/6/11
125	Dana McLemore, at San Francisco, 11/16/80
122	Robert Brooks, at Green Bay, 10/9/94
Longest Punt Return	
*103t	Robert Bailey, at New Orleans, 10/23/94
98t	Tavon Austin, at Indianapolis, 11/10/13
90t	Dick Bass, vs. Green Bay, 12/17/61
90t	Stedman Bailey vs. Seattle, 10/19/14
88t	Tom Harmon, vs. Detroit, 11/23/47
88t	Nick Miller, vs. Arizona, 11/27/11
Longest Punt Return, Opponent	
99t	Patrick Peterson, at Arizona, 11/6/11
94t	Darrien Gordon, at Denver, 9/14/97
93t	Dana McLemore, at San Francisco, 1/2/82
90t	Nate Burleson, at Seattle, 11/12/06

Punt Return Average Yardage

Career (Min. 75 ret.)	
11.4	Az-Zahir Hakim, 1998-2001 (112-1,278)
11.3	Henry Ellard, 1983-93 (135-1,527)
11.1	Danny Amendola, 2009-12 (81-899)
Season (Qualifiers)	
18.5	Woodley Lewis, 1952 (19-351)
15.8	Verda (V.T.) Smith, 1949 (27-427)
15.6	Les Horvath, 1948 (13-203)
Season, Rookie (Qualifiers)	
15.8	Verda (V.T.) Smith, 1949 (27-427)
14.6	Eddie Kennison, 1996 (29-423)
14.5	Jim Bertelsen, 1972 (16-232)
Game (3 returns)	
40.0	Woodley Lewis at Detroit, 10/18/53 (3-120)
39.3	Jon Arnett vs. Chicago, 11/2/58 (3-118)
36.3	Tavon Austin at Indianapolis, 11/10/13 (4-145)
35.8	Tavon Austin, at Washington, 12/7/14 (4-143)
34.7	Henry Ellard at Atlanta, 10/22/84 (3-104)
Game, Opponent (3 returns)	
36.0	Art Jones, vs. Pittsburgh, 9/7/41 (3-108) George McAfee, at Chicago Bears, 10/10/48 (3-108)
32.0	Tyrone Hughes, vs. New Orleans, 13/3/93 (4-128)
31.8	Patrick Peterson, at Arizona, 11/6/11 (4-127)

Punt Return Touchdowns

Career	
4	LeRoy Irvin, 1980-89 Henry Ellard, 1983-91
3	Woodley Lewis, 1950-55 Eddie Kennison, 1996-98 Tavon Austin, 2013-2017
2	Todd Kinchen, 1992-95 Az-Zahir Hakim, 1998-2001
Season	
3	LeRoy Irvin, 1981
2	Woodley Lewis, 1952 Henry Ellard, 1984 Todd Kinchen, 1992 Eddie Kennison, 1996
1	Many times, last by Tavon Austin, 2015
Season, Rookie	
2	Todd Kinchen, 1992 Eddie Kennison, 1996
1	Verda (V.T.) Smith, 1949 Henry Ellard, 1983 Tavon Austin, 2013
Game	
†2	Leroy Irvin, at Atlanta, 10/11/81 Todd Kinchen, vs. Atlanta, 12/27/92

1	Many times, last by Tavon Austin, at GB., 10/11/15
Game, Opponent	
2	Jack Christiansen, vs. Detroit, 10/14/51
1	Many times, last by Patrick Peterson, vs. Ari. 11/25/11

Kickoff Returns

Most Seasons Leading Team	
5	Ron Brown, 1984-89, 1991
3	Benny Cunningham, 2014-16 Fred Gehrke, 1940, 1945-49 Jon Arnett, 1957-63 Cullen Bryant, 1973-82, 1987 Drew Hill, 1979-84 Barry Redden, 1982-86 Tony Horne, 1998-00
2	Woodley Lewis, 1950-55 Carver Shannon, 1962-64 Willie Ellison, 1967-72 Ron Smith, 1968-69 Vernon Turner, 1991-92 J.T. Thomas, 1995-98 Arlen Harris, 2003-04 Dante Hall, 2007-08 Danny Amendola, 2009-10
Most Consecutive Seasons Leading Team	
5	Ron Brown, 1985-89
3	Benny Cunningham, 2014-16 Drew Hill, 1979-81 Barry Redden, 1982-84 Tony Horne, 1998-00
2	Woodley Lewis, 1953-54 Carver Shannon, 1963-64 Ron Smith, 1968-69 Vernon Turner, 1991-92 Arlen Harris, 2003-04 Dante Hall, 2007-08 Danny Amendola, 2009-10

Kickoff Return Totals

Career	
171	Drew Hill, 1979-84
169	Ron Brown, 1984-89, 1991
143	Tony Horne, 1998-2000
Season	
66	Danny Amendola, 2009
60	Drew Hill, 1981
57	Tony Horne, 2000
Season, Rookie	
56	Tony Horne, 1998
51	Arlen Harris, 2003
49	David Thompson, 1997
Game	
9	Danny Amendola, at Tennessee, 12/13/09
8	Tony Horne, at Kansas City, 10/22/00 Chris Johnson, at Indianapolis, 10/17/05 Derek Stanley, vs. Pittsburgh, 12/20/07 Danny Amendola, vs. Green Bay, 9/27/09
7	Many times, last by Danny Amendola, vs. Atlanta, 11/21/10
Game, Opponent	
8	DeRon Jenkins, vs. San Diego, 10/1/00 Bethel Johnson, at Minnesota, 12/31/06 Pierre Thomas, at New Orleans, 11/11/07
7	Tim Dwight, at Atlanta, 10/17/99 Dino Philyaw, vs. New Orleans, 11/28/99 Dino Philyaw, at New Orleans, 12/12/99 Steve Smith, vs. Carolina, 11/11/01 Maurice Morris, vs. Seattle, 10/20/02 Kevin Kasper, vs. Arizona, 12/15/02
6	Many times, last by LaRod Stephens-Howling, vs. Arizona, 12/5/10



Kickoff Return Yards



Career	
3,918	Ron Brown, 1984-89, 1991
3,577	Tony Horne, 1998-2000
3,438	Drew Hill, 1979-84
Season	
1,618	Danny Amendola, 2009
1,379	Tony Horne, 2000
1,306	Tony Horne, 1998
Season, Rookie	
1,306	Tony Horne, 1998
1,175	Arlen Harris, 2003
1,110	David Thompson, 1997
Game	
267	Tony Horne, at Kansas City, 10/22/00
229	Derek Stanley, vs. Pittsburgh, 12/20/07
217	Danny Amendola, at Tennessee, 12/13/09
Game, Opponent	
304	Tyrone Hughes, at New Orleans, 10/23/94
294	Wally Triplett, vs. Detroit, 10/29/50
252	Steve Smith, vs. Carolina, 11/11/01
Longest Kickoff Return	
105t	Jon Arnett, vs. Detroit, 10/29/61
	Travis Williams, vs. New Orleans, 12/5/71
103t	Tom Wilson, at Baltimore, 11/25/56
	Tony Horne, vs. Atlanta 10/15/00
	Pharoh Cooper, at Jacksonville, 10/15/17
102t	Tony Horne, vs. Atlanta, 11/29/98
102	Benny Cunningham, vs. TB 12/17/15
Longest Kickoff Return, Opponent	
105t	Abe Woodson, vs. San Francisco, 11/8/53
	Stefan Logan, at Detroit, 10/10/10
104t	Travis Williams, vs. Green Bay, 12/9/67
103t	Russ Craft, vs. Philadelphia, 10/7/50



Kickoff Return Average Yardage



Career (Min. 75 returns)	
27.1	Benny Cunningham, 2013-present (95-2,575)
26.3	Ron Brown, 1984-89, 91 (149-3,918)
24.7	Tony Horne, 1998-2000 (143-3,575)
23.8	Woodley Lewis, 1950-55 (109-2,575)
Season (Qualifiers)	
33.7	Verda (V.T.) Smith, 1950 (22-742)
32.8	Ron Brown, 1985 (28-918)
31.8	Tom Wilson, 1956 (15-477)
Season, Rookie (Qualifiers)	
31.8	Tom Wilson, 1956 (15-477)
28.0	Jon Arnett, 1957 (18-504)
27.1	Ron Waller, 1955 (17-461)
Game (3 returns)	
51.7	Tommy Wilson, vs. Green Bay, 12/6/59
51.5	Tony Horne, vs. Atlanta, 11/29/98
50.3	Verda (V.T.) Smith, vs. Detroit 10/29/50
Game, Opponent (3 returns)	
73.5	Wally Triplett, vs. Detroit, 10/29/50
52.7	Abe Woodson, vs. San Francisco, 11/8/53
51.8	Joe Scott, at New York Giants, 11/14/78



Kickoff Return Touchdowns



Career	
4	Ron Brown, 1984-89, 1991
	Tony Horne, 1998-2000
3	Verda (V.T.) Smith, 1949-53
	Cullen Bryant, 1973-82, 1987
2	Jon Arnett, 1957-63
Season	
3	Verda (V.T.) Smith, 1950
	Ron Brown, 1985
2	Tony Horne, 1999
1	Many times, last by Pharoh Cooper, 2017
Game	
†2	Ron Brown, vs. Green Bay, 11/24/85
1	Many times, last by Pharoh Cooper, at Jax, 10/15/17
Game, Opponent	
2	Tyrone Hughes, at New Orleans, 10/23/94

1 Devin Hester, vs. Chicago, 12/11/06
Many times, last by Knile Davis, at Kansas City, 10/16/14



Field Goal Returns



Longest Field Goal Return	
99t	Jerry Williams, vs. Green Bay, 12/16/51
Longest Field Goal Return, Opponent	
83t	Kevin Ross, vs. Atlanta, 10/12/95



Combined Kick Returns - Most Returns



Career	
215	Woodley Lewis, 1950-55
207	Danny Amendola, 2009-12
183	Tavon Austin, 2013-present
Season	
97	Danny Amendola, 2009
90	Danny Amendola, 2010
88	Alvin Haymond, 1970
	Todd Kinchen, 1995



Combined Kick Returns - Yards Gained



Game	
294	Woodley Lewis, at Detroit, 10/18/53
267	Tony Horne, at Kansas City, 10/22/00
262	Dante Hall, at Dallas, 9/30/07
Game, Opponent	
347	Tyrone Hughes, at New Orleans, 10/23/94
294	Wally Triplett, vs. Detroit, 10/29/50
267	Steve Smith, vs. Carolina, 11/11/01



Combined Kick Returns - Touchdowns



Career	
4	Verda (V.T.) Smith, 1949-53
	Woodley Lewis, 1950-55
	LeRoy Irvin, 1980-89
	Henry Ellard, 1983-91
	Ron Brown, 1984-89, 1991
	Tony Horne, 1998-2000
3	Jon Arnett, 1957-63
	Cullen Bryant, 1973-82, 1987
	Eddie Kennison, 1996-1998
2	Fred Gehrke, 1940, 1945-49
	Tom Kalmanir, 1949-51
	Todd Kinchen, 1992-95
	Az-Zahir Hakim, 1998-2001



Combined Net Yardage - Attempts



Includes rushing, receiving, interception returns, kickoff returns, punt returns, and fumble returns.

Career	
2,806	Steven Jackson, 2004-12
1,919	Marshall Faulk, 1999-2006
1,648	Eric Dickerson, 1983-87

Season	
442	Eric Dickerson, 1983
436	Steven Jackson, 2006
432	Eric Dickerson, 1986

Season, Rookie	
442	Eric Dickerson, 1983
320	Jerome Bettis, 1993
250	Todd Gurley II, 2015

Game	
44	Jerome Bettis, vs. Chicago, 1/2/94 (ru 39, re 5)
39	Five times, last by Steven Jackson, vs. Washington, 12/24/06 (ru 33, re 6)
38	Jerome Bettis, at Kansas City, 9/25/94 (ru 35, re 2)



Combined Net Yardage - Yards



Career	
14,311	Isaac Bruce, 1994-2007
13,538	Steven Jackson, 2004-12
12,732	Torry Holt, 1999-2008
Season	

2,429 Marshall Faulk, 1999
2,401 Steven Jackson, 2006
2,259 Eric Dickerson, 1984

Season, Rookie

2,212 Eric Dickerson, 1983
1,801 Eddie Kennison, 1996
1,673 Jerome Bettis, 1993

Game

336 Willie Anderson, at New Orleans, 11/26/89
314 Tavon Austin, at Indianapolis, 11/10/13
303 Jim Benton, vs. Detroit, 11/22/45
286 Marshall Faulk, vs. Atlanta, 10/15/00

Interceptions

Career

46 Ed Meador, 1959-70
37 Nolan Cromwell, 1977-87
34 LeRoy Irvin, 1980-89

Season

*14 Dick (Night Train) Lane, 1952
12 Woodley Lewis, 1950
11 Will Sherman, 1955

Season, Rookie

*14 Dick (Night Train) Lane, 1952
12 Woodley Lewis, 1950
9 George Sims, 1949
Don Burroughs, 1955

Game

3 Many times, last by Keith Lyle, at Atlanta, 12/15/96
2 Many times, last by Cory Littleton, vs. SF, 12/30/18

Game, Opponent

4 Dave Baker, vs. San Francisco, 12/4/60
3 Many times, last by Adrian Wilson and Kerry Rhodes, vs. Arizona, 9/12/10
2 Many times, last by Patrick Peterson, at Arizona, 11/9/14

Consecutive Games Intercepted By

6 Will Sherman, 1954-55
5 Dick (Night Train) Lane, 1952
4 Nolan Cromwell, 1980
Kirk Collins, 1983
Oshiomogho Atogwe, 2007
Trumaine Johnson, 2015

Interception Yards Gained

Career

671 Nolan Cromwell, 1977-87
654 LeRoy Irvin, 1980-89
547 Ed Meador, 1959-70

Season

298 Dick (Night Train) Lane, 1952
275 Woodley Lewis, 1950
205 Travis Fisher, 2003

Season, Rookie

298 Dick (Night Train) Lane, 1952
275 Woodley Lewis, 1950
152 Jack Morris, 1958

Game

107 Aaron Martin, vs. San Francisco, 10/18/64
106 Anthony Parker, vs. Jacksonville, 10/20/96
99 Johnnie Johnson, vs. Green Bay, 9/21/80
Janoris Jenkins at San Diego, 11/23/14

Game, Opponent

111 Ace Parker, vs. Brooklyn, 11/17/40
108 Felix Wright, vs. Cleveland, 10/26/87
105 Malcolm Jenkins, at New Orleans, 12/12/10

Longest Returns

99t Johnnie Johnson, vs. Green Bay, 9/21/80
99t Janoris Jenkins, at San Diego, 11/23/14
98t Alec Ogletree, at Houston, 10/13/13
97t Herb Rich, vs. Dallas Texans, 11/2/52
Bobby Smith, vs. San Francisco, 10/18/64
95t Will Sherman, vs. Green Bay, 12/16/56

Longest Return, Opponent

101t Richie Pettibon, at Chicago, 12/9/62

Henry Carr, vs. New York Giants, 11/13/66
99t Tim Lewis, at Green Bay, 11/18/84
Dominique Rodgers-Cromartie, at Arizona, 12/7/08
97t Reggie Rutland, at Minnesota, 12/15/91

Interception Touchdowns

Career

5 Ed Meador, 1959-70
LeRoy Irvin, 1980-89
Janoris Jenkins, 2012-2015
4 Jack Pardee, 1957-70
Jim Youngblood, 1973-84
Rod Perry, 1975-82
Nolan Cromwell, 1977-87
Johnnie Johnson, 1980-89

Season

3 Monte Jackson, 1976
Rod Perry, 1978
Janoris Jenkins, 2012

Fumbles - Opponents' Recovered

Career

19 Johnnie Johnson, 1980-89
18 Ed Meador, 1959-70
17 Nolan Cromwell, 1977-87

Season

5 Andy Robustelli, 1955
Bill Jabko, 1959
Ed Meador, 1961
Johnnie Johnson, 1981
Brian Young, 2003
4 Many times, last by Anthony Parker, 1995
3 Many times, last by William Hayes, 2013

Longest Fumble Return

98t Toby Wright, at New Orleans, 10/23/94
94t Keith Lyle, at Atlanta, 9/24/00
93t Adam Archuleta, vs. Tampa Bay, 10/18/04

Longest Fumble Return, Opponent

85t Eric Hill, vs. Phoenix, 9/1/91
84t Larry Brink, vs. Chicago Bears, 11/28/54
82t Donnie Edwards, vs. San Diego, 11/10/02

Fumbles - Opponents' Fumble Ret. For TD

Career

2 Jack Dwyer, 1952-54
Toby Wright, 1994-97
Leonard Little, 1998
1 Mike Jones, 1997-2000
Devin Bush, 1999-2001
Dre' Bly, 1999-2002
Aeneas Williams, 2001-04
Adam Archuleta, 2001-05
Victor Adeyanju, 2006
Oshiomogho Atogwe, 2008
Janoris Jenkins, 2012
Daren Bates, 2013
Chris Long, 2013
Robert Quinn, 2013
Rodney McLeod, 2015
Akeem Ayers, 2015
Ethan Westbrooks, 2016
Samson Ebukam, 2018

Sacks

Career (Unofficial)

159.5 David (Deacon) Jones, 1961-71
151.5 Jack Youngblood, 1971-84
94.0 Merlin Olsen, 1962-76

Season

22.0 David (Deacon) Jones, 1964 - unofficial
David (Deacon) Jones, 1968 - unofficial
20.5 Aaron Donald, 2018
19.0 Robert Quinn, 2013
18.0 Jack Youngblood, 1979

Season, Rookie

9.0 Aaron Donald, 2014

- 8.0 David (Deacon) Jones, 1961
- 6.0 Kevin Carter, 1995
- 5.0 Sean Gilbert, 1992
- Robert Quinn, 2011

Game

- 5.0 Gary Jeter, at Los Angeles Raiders, 9/18/88
- 4.5 Kevin Greene, at San Francisco, 12/18/88
- 4.0 Aaron Donald, at San Francisco, 10/21/18**
- Sean Gilbert, vs. Pittsburgh, 9/12/93
- Leonard Little, vs. Minnesota, 11/30/03
- 3.0 Many Times, last Aaron Donald, at Arizona, 12/23/18**

Game, Opponent

- 4.0 Edmund Nelson, vs. Pittsburgh, 9/16/84
- Roy Barker, vs. San Francisco 10/25/98
- Darryl Tapp, at Seattle 10/21/07
- 3.0 Many times, last by Chris Clemons, vs. Seattle, 11/20/11



Tackles - Combined Tackles



Career

- 1,015 James Laurinaitis, 2009-2015
- 915 Merlin Olsen, 1962-76
- 897 Jack Reynolds, 1970-80
- 896 David (Deacon) Jones, 1961-71

Season

- 193 London Fletcher, 2000
- 189 London Fletcher, 2001
- 185 Jim Collins, 1984



Blocked Punts



Career

- 10 Ed Meador, 1959-70
- 8 Jack Youngblood, 1971-84
- David (Deacon) Jones, 1961-71
- 6 Ivory Sully, 1979-84
- Nolan Cromwell, 1977-87

Season

- 4 Ed Meador, 1964
- 3 Ed Meador, 1962
- Irv Cross, 1966
- Tony Guillory 1967
- Nolan Cromwell, 1987
- 2 Cory Littleton, 2018



Team Records



Games Won



Most Consecutive Games Won (Including postseason)

11	1969
8	1952, 1967, 2001, 2018
7	1978, 1985, 1999, 2003

Most Games Won, Season (Regular Season)

14	2001
13	1999, 2018
12	1973, 1975, 1978, 2003, 2018

Most Consecutive Games Won, Season (Including postseason)

11	1969
8	1952, 1967, 2001, 2018
7	1978, 1985, 1999, 2003

Most Consecutive Home Games Won (Regular Season)

15	2002-04
13	1998-2000
11	1973-74, 1976-78

Most Consecutive Road Games Won (Regular Season)

9	2000-02
7	1967-68
	1968-69
	1975-76
	2017-18



Games Lost



Most Consecutive Games Lost (Regular Season)

17	2008-09
12	1937-38, 1959-60
11	1991-92

Most Consecutive Home Games Lost (Regular Season)

14	2008-10
11	1961-63
8	1997-98

Most Consecutive Away Games Lost (Regular Season)

12	1991-92
10	1961-62
9	1956-57, 1964-65, 2008-09



Scoring



Most Points, Season

540	2000
527	2018
526	1999

Most Points, Opponent, Season

471	2000
465	2008
438	2007

Fewest Points, Season

75	1937
116	1941
131	1938

Fewest Points, Opponent, Season

135	1975
136	1945
146	1977

Most Points, Game

70	vs. Baltimore, 10/22/50
65	vs. Detroit, 10/29/50
59	vs. Atlanta, 12/4/76
	vs. Atlanta, 11/10/96

Most Points, Opponent, Game

56	at Philadelphia, 10/8/50
	at Baltimore, 11/25/56
55	vs. Tampa Bay, 9/19/19
54	at Kansas City, 10/22/00

Most Points, Both Teams, Game

105	Rams 54, Kansas City 51, 11/19/18
97	Rams 70, Baltimore 27, 10/22/50
95	Rams 40, Tampa Bay 55, 9/29/19
89	Rams 52, New York Giants 37, 11/14/48
	Rams 65, Detroit 24, 10/29/50

Fewest Points, Both Teams, Game

6	Many times, last at New Orleans 6, Rams 0, 11/9/86
7	vs. Chicago Cardinals 7, Rams 0, 11/23/41
	at Chicago Cardinals 7, Rams 0, 9/13/42
9	at Green Bay 6, Rams 3, 11/14/65
	Rams 9, at Cleveland 0, 11/27/77

Most Points Overcome to Win Game

24	at Tampa Bay, 12/6/92, (trailed 3-27, won 31-27)
22	at Green Bay, 10/12/52, (trailed 6-28, won 30-28)
21	at Green Bay, 11/17/57, (trailed 3-24, won 31-27)
	at Houston, 11/27/05, (trailed 3-24, won 33-27)

Most Points, Opponent, Overcome to Win Game

23	at Green Bay, 9/12/82, (trailed 23-0, won 35-23)
21	vs. Denver, 12/12/82, (trailed 21-0, won 27-24)
	vs. Dallas, 9/21/14, (trailed 21-0, won 34-31)
18	vs. New Orleans, 10/28/01, (trailed 24-6, won 34-31)

Most Points Overcome to Tie Game

28	vs. Philadelphia, 10/3/48, (trailed 0-28, tied 28-28)
17	at Chicago Cardinals, 11/15/53, (trailed 17-0, tied 24-24)
14	at Chicago Bears, 10/13/46, (trailed 24-10, tied 24-24)
	at Chicago Cardinals, 11/20/49, (trailed 28-14, tied 28-28)
	at Minnesota, 11/25/62, (trailed 24-10, tied 24-24)

Most Points, First Half

44	vs. Green Bay, 9/21/80
38	vs. Green Bay, 9/24/89
	vs. Oakland, 11/30/14
36	vs. St. Louis, 12/15/85

Most Points, Opponent, First Half

42	at Baltimore, 11/25/56
40	at New York Jets, 11/9/08
38	at San Francisco, 10/28/51

Most Points, Both Teams, First Half

55	vs. New York Yanks, 11/18/51 (Rams 34, Yanks 21)
	vs. Detroit, 10/30/60 (Rams 34, Lions 21)
51	vs. Green Bay, 9/21/80 (Rams 44, Packers 7)
50	vs. Atlanta, 10/15/00 (Rams 29, Falcons 21)

Most Points, Second Half

41	vs. Detroit, 10/29/50
38	vs. Chicago, 11/4/51
35	vs. Baltimore, 10/22/50
	vs. Green Bay, 12/3/50
	vs. Atlanta, 12/4/76

Most Points, Opponent, Second Half

35	vs. Minnesota, 11/17/72
	at Green Bay, 9/12/82
33	vs. St. Louis, 9/23/60
31	vs. Cleveland, 10/7/51
	vs. San Francisco, 10/23/83
	vs. Green Bay, 9/24/89

Most Points, Both Teams, Second Half

59	vs. Kansas City, 11/19/18 (Rams 31, Chiefs 28)
56	vs. Minnesota, 11/17/72 (Vikings 35, Rams 21)
55	vs. Detroit, 10/29/50 (Rams 41, Lions 14)
	at New York Giants, 11/19/50 (Giants 28, Rams 27)

Most Points, First Quarter

26	vs. Green Bay, 12/12/53
24	vs. Seattle, 10/31/76
	vs. New England, 11/2/80
21	Many times, last vs. Oakland, 11/30/14

Most Points, Opponent, First Quarter

28	at Oakland, 10/29/72
21	Twice, last vs. Baltimore, 9/25/11
20	at Kansas City, 10/22/00

Most Points, Both Teams, First Quarter

34	vs. Baltimore, 10/22/50 (Rams 21, Colts 13)
33	vs. Green Bay, 12/12/53 (Rams 26, Packers 7)
28	vs. New Orleans, 12/5/71 (Rams 21, Saints 7)
	at Oakland, 10/29/72 (Raiders 28, Rams 0)
	vs. Dallas, 10/19/08 (Rams 21, Cowboys 7)
	vs. Chicago, 11/24/13 (Rams 21, Bears 7)

Most Points, Second Quarter

37	vs. Green Bay, 9/21/80
28	at New Orleans, 10/7/79

at Atlanta, 12/9/79
 vs. Green Bay, 9/24/89
 vs. Indianapolis, 12/30/01
 24 vs. Green Bay, 12/14/58
 vs. Detroit, 10/30/60
 vs. Pittsburgh, 9/22/68

Most Points, Opponent, Second Quarter

28 Many times, last at San Francisco, 11/16/08
 24 vs. Arizona, 11/2/08
 23 vs. Minnesota, 12/16/12

Most Points, Both Teams, Second Quarter

45 vs. Detroit, 10/30/60 (Rams 24, Lions 21)
 44 vs. Green Bay, 9/21/80 (Rams 37, Packers 7)
 42 at Detroit, 10/12/58 (Rams 21, Lions 21)

Most Points, Third Quarter

*41 vs. Detroit, 10/29/50
 28 vs. Chicago Cards, 11/11/51
 21 Many times, last vs. Houston, 11/12/17

Most Points, Opponent, Third Quarter

25 vs. New Orleans, 10/28/01
 21 Many times, last at Dallas, 9/30/07
 20 Three times, last vs. San Francisco, 10/22/95

Most Points, Both Teams, Third Quarter

48 vs. Detroit, 10/29/50 (Rams 41, Lions 7)
 31 at New York Giants, 11/14/48 (Giants 21, Rams 10)
 at Chicago, 11/3/86 (Rams 17, Bears 14)
 28 Many times, last at Cleveland, 12/12/90 (Rams 14, Browns 14)

Most Points, Fourth Quarter

28 vs. Chicago, 10/26/52
 vs. San Francisco, 12/30/02
 24 at Green Bay, 10/12/52
 at Green Bay, 10/18/59
 at Atlanta, 11/19/67
 21 Many times, last vs. New Orleans, 10/23/05

Most Points, Opponent, Fourth Quarter

28 vs. San Francisco, 10/23/83
 23 at Oakland, 12/18/82
 22 vs. Arizona, 11/20/05
 at New Orleans, 11/11/07

Most Points, Both Teams, Fourth Quarter

38 at New York Yanks, 11/19/50 (Yanks 21, Rams 17)
 35 vs. Minnesota, 11/17/72 (Vikings 21, Rams 14)
 vs. San Francisco, 10/23/83 (49ers 28, Rams 7)
 vs. Kansas City, 11/19/18 (Chiefs 21, Rams 14)

Touchdowns

Most Touchdowns, Season

67 2000
 66 1999
 64 1950

Fewest Touchdowns, Season

10 1937
 16 1941
 17 2009

Most Touchdowns, Game

†10 vs. Baltimore, 10/22/50
 9 vs. Detroit, 10/29/50
 8 Five times, last vs. Atlanta 11/10/96

Most Touchdowns, Opponents, Game

8 at Philadelphia, 10/8/50
 at Baltimore, 11/25/56
 7 at San Francisco, 12/27/87
 at Kansas City, 10/22/00
 at Kansas City, 12/8/02
 at New Orleans, 11/27/16
 vs. Kansas City, 11/19/18

6 Many times, last vs. Tampa Bay, 9/29/19

Most Touchdowns, Both Teams, Game

14 vs. Baltimore, 10/22/50 (Rams 10, Colts 4)
 vs. Kansas City, 11/19/18 (Rams 7, Chiefs 7)
 12 at New York Giants, 11/14/48 (Rams 7, Giants 5)
 vs. Washington, 12/11/49 (Rams 8, Redskins 4)
 vs. Detroit, 10/29/50 (Rams 9, Lions 3)
 at Kansas City, 10/22/00 (Chiefs 7, Rams 5)
 11 Six times, last vs. San Francisco, 10/23/83 (49ers 6, Rams 5)



Point After Touchdown



Most Points After Touchdowns, Season

64 1999
 59 1950
 58 2000, 2001

Most Points After Touchdowns, Game

*10 vs. Baltimore, 10/22/50
 8 vs. Detroit, 10/29/50
 vs. San Francisco, 11/9/58
 vs. Atlanta, 11/10/96
 7 Many times, last vs. Oakland, 11/30/14

Most Points After Touchdowns, Opponent, Game

8 at Philadelphia, 10/8/50
 at Baltimore, 11/25/56
 7 at San Francisco, 12/27/87
 at Kansas City, 12/8/02
 at New Orleans, 11/27/16
 6 Many times, last vs. Kansas City, 11/19/18



Two-Point Conversions



Most Two-Point Conversions, Season

5 2012, 2018
 4 1998, 2000, 2004
 3 2013, 2018
 2 1994, 1995, 1996, 1999, 2001, 2005

Most Two-Point Conversions, Opponents, Season

7 1997
 3 1994, 2000
 2 1988, 2007, 2015

Most Two-Point Conversions, Game

*4 vs. Atlanta, 10/15/00
 3 vs. Arizona 9/16/18

Most Two-Point Conversions, Opponent, Game

2 at New Orleans, 11/11/07
 1 Many times, last vs. San Francisco, 12/30/18

Most Two-Point Conversion Attempts, Season

9 2000
 6 1995, 2012
 5 1994, 2018

Most Two-Point Conversion Attempts, Opponent, Season

8 1997
 6 2000
 4 1994, 2007



Field Goals



Most Field Goals Attempted, Season

49 1966
 47 1973
 45 1970

Most Field Goals Attempted, Opponent, Season

39 2007
 38 2010
 37 1993, 2011, 2012

Most Field Goals Attempted, Game

7 vs. Detroit, 12/9/51
 vs. Denver, 9/10/06
 at Dallas, 10/1/17
 6 Many times, last at New Orleans, 11/26/72
 5 Many times, last vs. New Orleans, 11/26/17

Most Field Goals Attempted, Opponent, Game

7 vs. Baltimore, 12/4/54
 vs. Minnesota, 11/5/89
 6 Many times, last vs. New Orleans, 9/26/04
 5 Many times, last at Baltimore, 11/22/15

Most Field Goals Made, Game

7 at Dallas, 10/1/17
 6 vs. Denver, 9/10/06
 5 vs. Detroit, 12/9/51
 vs. San Diego, 10/1/00
 vs. Denver, 11/16/14
 4 Many times, last vs. New Orleans, 11/26/17

Most Field Goals Made, Opponent, Game

7 vs. Minnesota, 11/5/89
 5 vs. Dallas, 12/21/87
 vs. New Orleans, 9/26/04

*NFL Record
 † Ties NFL Record

at Baltimore, 10/14/07
vs. Minnesota, 12/16/12
4 Many times, last at Tampa Bay, 10/24/10



Safeties



Most Safeties, Game

*3 vs. New York Giants, 9/30/84
2 vs. Green Bay, 10/21/73
2 at Arizona, 11/6/11
1 **Many times, last at Pittsburgh, 11/10/19**

Most Safeties, Game, Opponent

2 at San Francisco, 9/8/96
1 Many times, last at Chicago, 12/9/18



First Downs



Most First Downs, Season

401 2018
380 2000
357 2001

Most First Downs, Opponent, Season

337 2013
333 1994
2009
329 1996

Fewest First Downs, Season

88 1937
101 1938
103 1942

Fewest First Downs, Opponent, Season

116 1944
124 1939
129 1945

Most First Downs, Game

38 vs. New York Giants, 11/13/1966
36 vs. Tampa Bay, 9/29/2019
34 vs. New York Yanks, 9/28/1951
vs. Arizona, 9/28/2003

Most First Downs, Opponent, Game

36 vs. Jacksonville, 10/20/1996
32 at San Francisco, 11/20/94
31 at New Orleans, 11/4/2018
31 vs. Baltimore, 11/25/2019

Most First Downs, Both Teams, Game

58 vs. Chicago Bears, 10/24/54 (Rams 30, Bears 28)
57 at New York Yanks, 11/19/50 (Rams 32, Yanks 25)
55 vs. Buffalo, 12/10/95 (Bills 28, Rams 27)
vs. Minnesota, 12/10/00 (Rams 32, Vikings 23)

Fewest First Downs, Game

2 vs. Washington, 11/21/37
3 Four times, last at Detroit, 9/24/40
4 Four times, last at Detroit, 12/14/69

Fewest First Downs, Opponent, Game

1 at Seattle, 11/4/79
2 vs. Atlanta, 9/23/73
4 vs. Chicago Cardinals, 9/17/38
vs. Chicago Cardinals, 10/22/39

Fewest First Downs, Both Teams, Game

12 vs. Chicago Cards, 10/3/37 (Rams 3, Cardinals 9)
13 at Detroit, 10/15/44 (Rams 7, Lions 7)
15 Many times, last at San Francisco, 11/21/76
(Rams 8, 49ers 7)

Most First Downs, Rushing, Season

177 1973
148 1983
144 1980

Fewest First Downs, Rushing, Season

†36 1942
51 1944
61 1982

Fewest First Downs, Rushing, Opponent, Season

53 1999
63 1966
64 1966, 1970

Most First Downs, Rushing, Game

21 at New Orleans, 11/25/73
19 vs. Atlanta, 12/4/76

18 Three times, last at Seattle, 11/4/79
Most First Downs, Rushing, Game, Opponent
20 at Washington, 11/25/51
18 vs. New Orleans, 12/16/79
vs. Detroit, 9/7/80

17 Twice, last vs. Baltimore, 11/25/2019
Fewest First Downs, Rushing, Game

0 at San Francisco, 12/6/64
vs. New York Jets, 11/15/70
at Detroit, 11/17/91
at Kansas City, 12/8/02

Fewest First Downs, Rushing, Opponent, Game

0 Many Times, last at Indianapolis, 11/10/13
1 Many Times, last vs. Arizona, 9/16/18
2 Many times, last vs. Oakland, 11/30/14

Most First Downs, Passing, Season

247 2000
236 2001
2018

Most First Downs, Passing, Opponent, Season

203 2013
198 1944
197 2012

Fewest First Downs, Passing, Season

23 1937
43 1944
44 1941

Fewest First Downs, Passing, Opponent, Season

28 1937
41 1938, 1944
43 1939

Most First Downs, Passing, Game

27 vs. Tampa Bay, 9/29/19
23 vs. Minnesota, 12/16/12
22 at New York Giants, 10/2/05
21 Many times, last vs. Kansas City, 11/19/18

Most First Downs, Opponent, Passing, Game

24 vs. Jacksonville, 10/20/96, vs. New Orleans 12/15/13
23 at Detroit Lions, 9/9/12
22 vs. Minnesota, 9/27/18

Fewest First Downs, Passing, Game

0 at San Francisco, 10/10/71
1 Many times, last vs. SF, 10/13/18
2 Many times, last at New Orleans, 9/15/91

Fewest First Downs, Passing, Opponent, Game

0 at Pittsburgh, 11/13/49
vs. Atlanta, 9/23/73
1 Many times, last at Seattle, 11/4/79
2 Many times, last vs. Atlanta, 10/26/86

Most First Downs, Penalty, Season

36 1998
35 2013
31 1990, 2018
29 1981, 2010, 2011, 2017, 2018

Most First Downs, Penalty, Opponent, Season

47 2013
40 2016
36 2018

Fewest First Downs, Penalty, Season

5 1953
6 1938
7 1940, 1942

Fewest First Downs, Penalty, Opponent, Season

4 1938, 1940
5 1937
6 1944



Net Yards Gained - Rushing/Passing



Most Yards Gained, Season

7,075 2000
6,738 2018
6,690 2001

Most Yards Gained, Opponent, Season

5,965 2009
5,950 2008
5,885 2015

Fewest Yards Gained, Season

1,794 1937

2,253 1938
 2,286 1941
Fewest Yards Gained, Opponent, Season
 2,519 1945
 2,717 1937
 2,785 1939

Most Yards Gained, Game
 735 vs. New York Yanks, 9/28/51
 614 vs. San Diego, 10/1/00
 613 at New York Yanks, 11/19/50

Most Yards Gained, Opponent, Game
 582 vs. Cincinnati, 10/7/90
 574 at Baltimore, 11/25/56
 546 vs. Kansas City, 11/19/18

Most Yards Gained, Both Teams, Game
 *1,113 at New York Yanks, 11/19/50 (Rams 636, Yanks 497)
 1,001 vs. Kansas City, 11/19/18 (Rams 455, Chiefs 546)
 995 vs. San Diego, 10/1/00 (Rams 614, Chargers 381)

Fewest Yards Gained, Game
 58 at Chicago Bears, 11/29/42
 81 vs. Chicago Cards 10/3/37
 86 vs. Washington, 11/21/37

Fewest Yards Gained, Opponent, Game
 *-7 at Seattle, 11/4/79
 63 vs. Green Bay, 10/21/73
 68 at Chicago Cards, 10/22/39

Most Consecutive Games, 300 or More Yards
 30 2000-02
 29 1949-51
 22 1999-2000

Rushing Attempts

Most Rushing Attempts, Season
 659 1973
 621 1977
 615 1980

Most Rushing Attempts, Game
 65 at Minnesota, 9/19/76
 63 at Seattle, 11/4/79
 61 vs. New Orleans, 10/16/77

Rushing Yards

Most Yards Gained Rushing, Season
 2,925 1973
 2,864 1984
 2,799 1980

Most Yards Gained Rushing, Opponent, Season
 2,475 2008
 2,440 1961
 2,427 2011

Fewest Yards Gained Rushing, Season
 798 1938
 875 1942
 929 1941

Fewest Yards Gained Rushing, Opponent, Season
 1,119 1967
 1,189 1999
 1,202 1982

Most Yards Gained Rushing, Game
 371 at New York Yanks, 11/18/51
 340 at New Orleans, 11/25/73
 337 vs. Carolina, 11/11/01

Most Yards Gained Rushing, Opponent, Game
 352 at Washington, 11/25/51
 330 at Cleveland, 11/24/57
 vs. Detroit, 9/7/80

307 vs. New Orleans, 11/18/81
Most Yards Gained Rushing, Both Teams, Game
 *595 vs. New York Yanks, 11/18/50 (Rams 371, Yanks 224)
 548 vs. Minnesota 11/5/61 (Rams 295, Vikings 253)
 506 at Green Bay, 10/22/44 (Packers 294, Rams 212)

Fewest Yards Gained Rushing, Game
 -29 at Washington, 10/11/42
 6 vs. Arizona, 11/20/05
 10 at Chicago Bears, 11/29/42

Fewest Yards Gained Rushing, Opponent, Game
 1 vs. Chicago Bears, 10/26/52

6 vs. New York Giants, 11/12/89
 8 vs. New York Giants, 9/30/84
Fewest Yards Gained Rushing, Both Teams, Game
 62 at San Francisco, 12/6/64 (Rams 15, 49ers 47)
 78 at Detroit, 11/7/99 (Rams 57, Detroit 21)
 82 vs. New Orleans, 9/6/98 (Rams 47, New Orleans 35)

Rushing Touchdowns

Most Touchdowns Rushing, Season
 28 1950
 26 2000
 24 1954

Most Touchdowns Rushing, Opponent, Season
 26 1961, 2008
 24 2009
 22 1992, 1996, 2005

Most Touchdowns, Rushing, Game
 7 vs. Atlanta, 12/4/76
 6 vs. New York Yanks, 11/18/51
 5 vs. Chicago, 10/24/54
 at Detroit, 10/12/58
 vs. Minnesota, 12/10/00

Most Touchdowns, Rushing, Opponent, Game
 6 vs. Cleveland, 11/24/57
 5 vs. Detroit, 10/30/60
 vs. Detroit, 9/7/80
 at Pittsburgh, 11/3/96

4 Many times, last at Indianapolis, 10/17/05

Most Touchdowns Rushing, Both Teams, Game
 8 vs. New York Yanks, 11/18/51 (Rams 6, Yanks 2)
 7 at Cleveland, 11/24/57 (Rams 1, Browns 6)
 at Detroit, 10/12/58 (Rams 5, Lions 2)
 vs. Atlanta, 12/4/76 (Rams 7, Falcons 0)
 vs. Detroit, 9/7/80 (Rams 2, Lions 5)
 6 Many times, last at Tampa Bay, 12/18/00 (Rams 3, Buccaneers 3)

Passing Attempts

Most Passes Attempted, Season
 635 2002
 632 2019
 1995

Fewest Passes Attempted, Season
 168 1937
 199 1945
 208 1944

Most Passes Attempted, Game
 62 at New York Giants, 10/2/05
 61 vs. Buffalo, 12/10/95
 56 at San Francisco, 9/11/05

Most Passes Attempted, Opponent, Game
 64 vs. Philadelphia, 11/6/49
 58 at Arizona, 9/29/96
 vs. Atlanta, 12/2/07
 at Tampa Bay, 9/25/16

Most Passes Attempted, Both Teams, Game
 97 vs. Chicago, 12/26/99 (Bears 55, Rams 42)
 at New York Giants, 10/2/05 (Rams 62, Giants 35)
 96 vs. Cardinals, 9/12/10 (Cardinals 41, Rams 55)
 95 vs. Kansas City, 11/19/18 (Rams 49, Chiefs 46)

Fewest Passes Attempted, Game
 4 vs. Detroit, 9/10/37
 6 vs. Chicago Cards, 11/5/39
 at New York Giants, 11/10/40
 8 vs. Chicago Bears, 10/9/38
 at San Francisco, 11/21/76

Fewest Passes Attempted, Opponent, Game
 †0 vs. Detroit, 9/10/37
 at Pittsburgh, 11/13/49
 6 at Brooklyn, 9/20/39
 7 vs. Chicago Cards, 11/5/39
 vs. Baltimore, 12/18/65

Fewest Passes Attempted, Both Teams, Game
 4 vs. Detroit, 9/10/37 (Rams 4, Lions 0)
 24 vs. Atlanta, 9/23/73 (Rams 15, Falcons 9)
 25 Many times, last at Pittsburgh, 11/13/49 (Rams 25, Steelers 0)



Passing Completions



Most Passes Completed, Season

408 2002
392 2005
380 2000

Most Passes Completed, Game

56 vs. Tampa Bay, 9/29/19
40 at New York Giants, 10/2/05
36 vs. San Diego, 11/10/02
35 vs. San Francisco, 10/27/85
at Seattle, 9/10/00
at Green Bay, 11/29/04
vs. Minnesota, 12/16/12
vs. Philadelphia, 12/16/18

Most Passes Completed, Opponent, Game

37 at New York Jets, 9/25/83
vs. Jacksonville, 10/20/96
at Arizona, 9/29/96
36 vs. New England, 11/16/86
vs. Chicago, 11/24/13
at Tampa Bay, 9/25/16
vs. Minnesota 9/27/18

Most Passes Completed, Both Teams, Game

73 vs. Tampa Bay, 9/29/19 (Rams 45, Bucs 28)
65 at Atlanta, 9/15/13 (Falcons 31, Rams 24)
64 vs. Kansas City, 11/19/18 (Rams 31, Chiefs 33)

Fewest Passes Completed, Game

1 Many times, last at New York Giants, 11/10/40
2 at San Francisco, 10/10/71
3 Many times, last at San Francisco, 11/21/76

Fewest Passes Completed, Opponent, Game

+0 vs. Pittsburgh, 11/13/49
2 Many times, last at Seattle, 11/4/79
3 Many times, last at Chicago, 9/24/72

Fewest Passes Completed, Both Teams, Game

1 vs. Detroit, 9/10/37 (Rams 1, Lions 0)
4 vs. Chicago Bears, 10/9/38 (Rams 1, Bears 3)
6 vs. Chicago Cards, 10/3/37 (Rams 3, Cardinals 3)
vs. Pittsburgh, 10/29/39 (Rams 1, Steelers 5)



Passing Yards



Most Yards Gained, Passing, Season

5,492 2000
4,903 2001
4,730 2018

Most Yards Gained, Passing, Opponent, Season

4,106 2018
4,085 2000
4,024 1989

Fewest Yards Gained, Passing, Season

839 1937
1,261 1944
1,352 1941

Fewest Yards Gained, Passing, Opponent, Season

883 1937
1,248 1938
1,249 1939

Most Yards Gained, Passing, Game

541 vs. New York Yanks, 9/28/51
517 vs. Tampa Bay, 9/29/19
506 vs. Chicago, 12/26/82

Most Yards Gained, Passing, Opponent, Game

483 vs. Cincinnati, 10/7/90
478 vs. Kansas City, 11/19/18
475 vs. San Francisco, 11/28/93

Most Yards Gained, Passing, Both Teams, Game

902 vs. Tampa Bay, 9/29/19 (Rams 517, Bucs 385)
891 vs. Kansas City, 11/19/18 (Rams 413, Chiefs 478)
887 vs. Minnesota, 9/27/18 (Rams 465, Vikings 422)

Fewest Yards Gained, Passing, Game

-18 at San Francisco, 10/10/71
-5 at Dallas Texans, 11/9/52
18 vs. Pittsburgh, 10/29/39

Fewest Yards Gained, Passing, Opponent, Game

-30 at Seattle, 11/4/79
-1 at Green Bay, 10/13/74
0 vs. Detroit, 9/10/37
at Pittsburgh, 11/13/49

Fewest Yards Gained, Passing, Both Teams, Game

20 vs. Detroit, 9/10/37 (Rams 20, Lions 0)
28 at Dallas Texans, 11/9/52 (Rams -5, Texans 33)
44 at San Francisco, 11/21/76 (Rams 26, 49ers 18)



Passing Completions Percentage



Highest Completion Percentage, Season

68.8 2001
66.2 2012
65.4 2005

Highest Completion Percentage, Opponent, Season

68.1 2013
66.8 2015
65.7 2012
65.1 2018

Highest Completion Percentage, Game (10 att.)

88.9 at San Francisco, 11/7/54
87.0 vs. San Francisco, 10/10/99
86.3 vs. Seattle, 10/19/14

Highest Completion Percentage, Opponent, Game (10 att.)

91.3 vs. Cleveland, 12/26/93
85.7 at Kansas City, 10/27/14
84.3 at Arizona, 12/9/13



Passes Had Intercepted



Fewest Passes Had Intercepted, Season

7 1969, 2017
8 2006
10 2011

Most Passes Had Intercepted, Season

35 1941
34 1938
32 1981

Most Passes Had Intercepted, Game

7 Many times, last vs. Detroit, 10/26/58
6 Many times, last at Carolina, 12/12/04
5 Many times, last at Tennessee, 12/13/09



Passing Touchdowns



Most Touchdowns, Passing, Season

42 1999
37 2000, 2001
32 2018

Most Touchdowns, Passing, Game

6 vs. New York Bulldogs, 11/27/49
vs. Washington, 12/11/49
vs. Detroit, 10/29/50
5 Many times, last vs. Minnesota, 9/27/18
4 Many times, last vs. San Francisco, 12/30/18

Most Touchdowns, Passing, Opponent, Game

6 vs. Kansas City, 11/19/18
5 vs. St. Louis, 9/23/60
vs. Chicago, 10/13/63
vs. Miami, 12/14/86
at San Francisco, 12/27/87
at New Orleans, 11/27/16
4 Many times, last at New Orleans, 11/4/18



Sacks



Most Sacks, Season

57 1999
56 1980, 1985, 1988
53 1970, 2013

Fewest Sacks, Season

17 1991
18 1982
22 **2019**
25 2009

Most Sacks, Game

10 vs. Atlanta, 9/28/69
vs. San Diego, 10/4/70
9 Many times, last vs. Arizona, 10/4/12
8 Three times, last vs. Minnesota, 11/30/03

Most Sacks, Opponent, Game

11 at Baltimore, 11/22/64

10 at San Francisco, 12/6/74
vs. San Francisco, 10/11/76
9 at New Orleans, 12/1/85
Most Sacks, Both Teams, Game
16 at Baltimore, 11/22/64 (Rams 5, Colts 11)
14 at New Orleans, 10/24/76 (Rams 9, Saints 5)
13 vs. Tampa Bay, 11/5/78 (Rams 9, Buccaneers 4)

Interceptions

Most Interceptions, Season
38 1952
32 1967, 1976
31 1950, 1955
Most Interceptions, Game
7 vs. Detroit, 11/26/44
vs. Green Bay, 11/11/45
at Chicago Bears, 10/9/49
vs. San Francisco, 10/18/64
6 at Pittsburgh, 12/4/38
at New York Yanks, 11/19/50
at Dallas, 11/9/52
at Kansas City, 10/20/85
at Atlanta, 12/15/96
5 Many times, last at Tennessee, 12/13/09

Interception Return Yards Gained

Most Yards, Season
712 1952
567 1999
546 1980
Most Yards, Opponent, Season
518 1952
497 1995
492 2002
Fewest Yards, Season
5 1959
15 1938
24 1939
Fewest Yards, Opponent, Season
27 1938
40 1969
61 1939
Most Yards, Game
314 vs. San Francisco, 10/18/64
225 vs. Green Bay, 9/21/80
177 vs. Jacksonville, 10/20/96
Most Yards, Opponent, Game
182 vs. Dallas Texans, 11/2/52
171 at San Francisco, 11/26/95
149 at Chicago, 10/11/64
Most Yards, Both Teams, Game
338 vs. San Francisco, 10/18/64 (Rams 314, 49ers 24)
308 vs. Dallas Texans, 11/2/52 (Rams 126, Texans 182)
244 vs. Detroit, 11/1/53 (Rams 129, Lions 115)
Most Touchdowns By Interceptions, Both Teams, Game
3 vs. Detroit, 11/1/53 (Rams 2, Lions 1)
at Arizona, 12/30/07 (Rams 1, Cardinals 2)
2 Many times, last vs. Indianapolis, 9/10/17 (Rams 2)

Punting

Most Punts, Season
106 2011
98 1986
2016
96 2015
Most Punts, Opponents, Season
108 1979
104 1978
96 1986
2016
Most Punts, Game
12 vs. Chicago Bears, 10/9/38
vs. Green Bay, 11/26/39
at New York, 11/10/40
at San Francisco, 11/21/76
11 Many times, last at San Francisco, 1/3/10

10 Many times, last at San Francisco, 9/12/16
Most Punts, Opponent, Game
14 vs. New York Yanks, 9/28/51
12 Three times, last vs. Chicago Cardinals, 11/23/41
11 Many times, last at Seattle, 11/4/79

Average Punt Yardage

Highest Average Distance, Punting, Season
49.6 2008
47.9 2015, 2017
47.8 2016
Highest Average Distance, Punting, Game (4 punts)
56.9 vs. Arizona, 10/4/12
56.4 vs. Philadelphia, 12/10/17
56.2 vs. Buffalo, 9/28/08
Highest Avg. Distance, Punting, Opponent, Game (4 punts)
57.3 at Chicago Bears, 11/16/52
55.8 at Detroit 10/10/54
55.3 at Washington, 10/26/41

Punt Returns

Most Punt Returns, Season
67 1978
62 1970
58 1969, 1979
Most Punt Returns, Opponents, Season
60 1963, 1997
59 1979
58 1998
Fewest Punt Returns, Season
14 1961
19 1993
22 1982
Fewest Punt Returns, Opponent, Season
12 2018
17 2001
22 1972
Most Punt Returns, Game
8 Many times, last at San Francisco, 10/25/81
7 Many times, last vs. Atlanta, 12/11/16
6 Many times, last vs. San Francisco, 9/7/97
Most Punt Returns, Opponent, Game
9 vs. Baltimore, 11/22/64
vs. Minnesota, 12/2/79
at Philadelphia, 9/7/08
8 at Detroit, 9/27/42
at Chicago Bears, 11/29/42
7 Many times, last vs. Seattle, 11/20/11
Most Punt Returns, Both Teams, Game
15 at Detroit, 9/27/42 (Rams 7, Lions 8)
at Baltimore, 11/27/66 (Rams 8, Colts 7)
at Atlanta, 9/12/76 (Rams 7, Falcons 7)
14 vs. Chicago, 11/23/75 (Rams 7, Bears 6)
at Atlanta, 9/18/77 (Rams 8, Falcons 5)
at Tampa Bay, 9/23/79 (Rams 7, Buccaneers 6)
vs. Minnesota, 12/2/79 (Rams 4, Vikings 9)
Most Touchdowns, Punt Returns, Season
3 1981
2 1947, 1949, 1952, 1984, 1992, 1996
1 1998, 1999, 2000, 2007, 2011, 2013, 2014, 2015
Most Touchdowns, Punt Returns, Opponent, Season
3 1951, 1994
2 1993, 2002, 2003, 2011
Most Touchdowns, Punt Returns, Game
†2 Twice, at Atlanta, 10/11/81, vs. Atlanta, 12/27/1992
vs. Atlanta, 12/27/92
Most Touchdowns, Punt Returns, Game, Opponent
2 at Detroit, 10/14/51
1 Many times, last vs. San Francisco, 12/26/10

Fair Catches

Most Fair Catches, Season
25 1998, 1999, 2011
24 1989, 2011
23 1997, 2005, 2019
Most Fair Catches, Opponent, Season

40 2016
30 1968, 1986
28 2011
25 2015

Most Fair Catches, Game

4 Many times, last vs. Seattle, 11/20/11
3 Many times, last at New York Jets 11/13/16
2 Many times, last vs. Miami 11/20/16

Most Fair Catches, Opponent, Game

7 at San Francisco, 9/12/16
5 Four times, last at San Francisco, 11/14/10
4 Many times, last at Pittsburgh, 12/2/11

Most Fair Catches, Both Teams, Game

10 at San Francisco, 9/12/16 (Rams 3, 49ers 7)
8 at Baltimore, 11/8/71 (Rams 3, Colts 5)
7 Many times, last at SF, 11/14/10 (Rams 2, 49ers 5)

 **Punt Return Yards Gained** 

Most Yards, Punt Returns, Season

711 1978
676 1981
640 1947

Most Yards, Punt Returns, Opponent, Season

681 1963
652 1998
637 1994

Fewest Yards, Punt Returns, Season

79 2013
102 1993
129 1960
143 2004

Fewest Yards, Punt Returns, Opponent, Season

55 1972
67 1971
104 2018

Most Yards, Punt Returns, Game

219 at Atlanta, 10/11/81
166 at San Francisco, 10/25/81
147 at Cincinnati 10/3/99

Most Yards, Punt Returns, Opponents, Game

155 vs. Washington, 9/21/63
148 at Buffalo, 11/21/04
141 at Green Bay, 10/9/94

Most Yards, Punt Returns, Both Teams, Game

*282 at Atlanta, 10/11/81 (Rams 219, Falcons 63)
198 at Chicago Bears, 10/10/48 (Rams 69, Bears 129)
189 at Kansas City, 12/8/02 (Rams 94, Chiefs 95)

 **Kickoff Returns** 

Most Kickoff Returns, Season

84 2004
82 2007
80 2008

Most Kickoff Returns, Opponent, Season

86 2001
85 1999
84 1989

Fewest Kickoff Returns, Season

26 1945
33 1977
34 1975, 2015

Fewest Kickoff Returns, Opponent, Season

19 1941
22 2016
23 2017

Most Kickoff Returns, Game

9 vs. New Orleans, 10/28/01
at Tennessee, 12/13/09
at Detroit, 10/10/10
8 Many times, last vs. Pittsburgh, 12/20/07
7 Many times, last vs. Atlanta, 11/21/10

Most Kickoff Returns, Opponent, Game

9 vs. San Diego, 10/1/00
8 Many times, last vs. Green Bay, 9/27/09
7 Many times, last vs. Indianapolis, 10/25/09

Most Kickoff Returns, Both Teams, Game

15 vs. New Orleans, 10/28/01 (Rams 9, Saints 6)

14 vs. Chicago Bears, 10/24/54 (Rams 7, Bears 7)
at San Francisco, 11/7/54 (Rams 7, 49ers 7)
at New Orleans, 10/23/94 (Rams 7, Saints 7)
vs. San Diego, 10/1/00 (Rams 5, Chargers 9)
at Kansas City, 10/22/00 (Rams 8, Chiefs 6)



Kickoff Return Yards Gained



Most Yards, Kickoff Returns, Season

1,938 2007
1,764 2009
1,761 2008

Most Yards, Kickoff Returns, Opponent, Season

2,194 2001
2,115 1999
1,888 2000

Fewest Yards, Kickoff Returns, Season

448 1945
690 1949
705 1977

Fewest Yards, Kickoff Returns, Opponent, Season

430 2016
463 1941
520 2017

Most Yards, Kickoff Returns, Game

267 at Kansas City, 10/22/00
254 vs. Chicago, 10/13/63
239 vs. St. Louis, 11/14/76

Most Yards, Kickoff Returns, Opponent, Game

362 vs. Detroit, 10/29/50
304 at New Orleans, 10/23/94
263 at New York Giants, 11/11/48

Most Yards, Kickoff Returns, Both Teams, Game

560 vs. Detroit, 10/29/50 (Rams 198, Lions 362)
501 at New Orleans, 10/23/94 (Rams 197, Saints 304)
384 at New York Giants 11/14/48 (Rams 121, Giants 263)

Most Touchdowns, Kickoff Returns, Season

3 1950, 1985
2 1999
1 1998, 2000, 2005, 2017

Most Touchdowns, Kickoff Returns, Opponent, Season

2 1950, 1964, 1967, 1981, 1994, 2001, 2002, 2003,
2006, 2007
1 Many times, last in 2009

Most Touchdowns, Kickoff Returns, Game

2 vs. Green Bay, 11/24/85
1 Many times, last vs. Jacksonville, 10/15/17

Most Touchdowns, Kickoff Returns, Game, Opponent

2 at New Orleans, 10/23/94
vs. Chicago, 12/11/06
1 Many times, last at Detroit, 10/10/10



Fumbles



Most Fumbles, Season

42 1996
40 1964, 1965
39 1978, 1986

Most Fumbles, Opponent, Season

42 1996
40 1964, 1965
39 1978, 1986

Fewest Fumbles, Season

14 2010
17 1960, 2018
18 2008

Fewest Fumbles, Opponent, Season

13 1956
15 1974, 1982, 1994
16 1998

Most Fumbles, Game

8 vs. Detroit, 10/31/65
7 Many times, last vs. New Orleans, 12/16/79
6 Many times, last at New York Giants, 9/7/03

Most Fumbles, Opponent, Game

8 at Chicago Cards, 11/27/38
7 Many times, last vs. Arizona, 12/9/10
6 Many times, last at Green Bay, 9/4/88

Most Fumbles, Both Teams, Game

- 14 at Chicago Bears, 11/24/40 (Rams 7, Bears 7)
- 12 at Chicago Bears, 9/15/39 (Rams 6, Bears 6)
- at Chicago Bears, 11/16/52 (Rams 7, Bears 5)
- 11 at New York Giants, 9/7/03 (Rams 6, Giants 5)
- at New Orleans, 10/24/76 (Rams 4, Saints 7)
- at New York Giants, 12/1/46 (Rams 6, Giants 5)
- at Chicago Cardinals, 11/27/38 (Rams 3, Cardinals 8)

- 1 Many times, last at San Francisco, 10/21/18
- 2 Many times, last vs. Green Bay, 10/28/18
- Fewest Penalties, Opponent, Game**
- 0 at New England 10/26/08
- vs. Chicago, 9/24/95
- vs. Minnesota, 11/19/72
- vs. New York, 9/27/41
- 1 Many times, last at Seattle, 9/10/00
- 2 Many times, last at San Francisco, 10/21/18
- Fewest Penalties, Both Teams, Game**
- 1 vs. New York Yanks, 9/27/53 (Rams 1, Yanks 0)
- 2 vs. Green Bay, 12/16/62 (Rams 1, Packers 1)
- vs. Baltimore, 12/18/65 (Rams 0, Colts 2)
- 3 Many times, last at San Francisco, 10/21/18 (Rams 1, 49ers 2)

Fumbles Lost

- Most Fumbles Lost, Season**
- 24 1983
- 23 1958
- 22 1953, 1965, 1978, 1986, 2001
- Most Fumbles Lost, Opponent, Season**
- 24 1947, 1948
- 22 1984, 2003
- 20 1966, 1983
- Most Fumbles Lost, Game**
- 6 vs. New England, 12/11/83
- vs. Detroit, 10/31/65
- at Detroit, 9/29/40
- 5 Many times, last vs. Phoenix, 9/1/91
- 4 Many times, last vs. Tampa Bay, 11/26/01
- Most Fumbles Lost, Opponent, Game**
- 5 at New Orleans, 10/24/76
- at Green Bay, 9/25/66
- at Detroit, 10/15/44
- at Chicago Cardinals, 11/27/38
- 4 Many times, last vs. Cardinals, 12/9/10
- 3 Many times, last at Washington, 10/12/08
- Most Fumbles Lost, Both Teams, Game**
- 9 at Chicago Bears, 9/15/39 (Rams 5, Bears 4)
- 8 Many times, Last vs. New England, 12/11/83 (Rams 6, Patriots 2)
- 7 at Philadelphia, 12/1/02 (Rams 3, Eagles 4)
- at Chicago Bears, 11/16/52 (Rams 4, Bears 3)
- at Detroit, 9/29/40 (Rams 6, Lions 1)
- at Chicago Cardinals, 11/27/38 (Rams 2, Cardinals 5)

Penalty Yards

- Most Yards Penalized, Season**
- 1,169 1978
- 1,091 2016
- 1,065 1997
- Most Yards Penalized, Opponent, Season**
- 1,066 2005
- 1,064 1997
- 1,028 1951
- Fewest Yards Penalized, Season**
- 195 1938
- 220 1939
- 218 1937
- Fewest Yards Penalized, Opponent, Season**
- 220 1939
- 249 1938
- 318 1939
- Most Yards Penalized, Game**
- 162 vs. Baltimore, 10/22/50
- 149 at Dallas, 11/6/60
- 145 at Chicago Bears, 10/19/58
- Most Yards Penalized, Opponent, Game**
- 177 vs. San Francisco, 9/18/94
- 173 vs. Minnesota, 9/22/67
- 155 at Oakland, 9/10/18
- 150 vs. Detroit, 10/3/52
- Most Yards Penalized, Both Teams, Game**
- 269 vs. Green Bay, 12/3/50 (Rams 123, Packers 146)
- 267 vs. Minnesota, 9/22/67 (Rams 94, Vikings 173)
- 253 at Atlanta, 11/19/67 (Rams 135, Falcons 118)
- Fewest Yards Penalized, Game**
- 0 Many times, last vs. New Orleans, 12/9/90
- 5 Many times, Last at Arizona, 12/7/08
- 7 at New Orleans, 10/30/88
- at Detroit, 10/12/58
- Fewest Yards Penalized, Opponent, Game**
- 10 Three times, last at New England, 10/26/08
- 5 Many times, last at Atlanta, 10/14/93
- 7 at New Orleans, 10/30/88
- at Green Bay 12/20/92
- Fewest Yards Penalized, Both Teams, Game**
- 10 vs. Green Bay, 12/16/62 (Rams 5, Packers 5)
- 15 vs. Chicago Cards, 11/23/41 (Rams 5, Cardinals 10)
- vs. New York Yanks, 9/27/53 (Rams 15, Yanks 0)
- 20 Many times, last at San Francisco, 10/21/18 (Rams 10, 49ers 10)

Penalties

- Most Penalties, Season**
- 142 1997
- 133 1978, 1996
- 131 2011
- Most Penalties, Opponent, Season**
- 142 1997
- 133 1978, 1996
- 126 2010
- Fewest Penalties, Season**
- 29 1941
- 45 1942
- 51 1959
- Fewest Penalties, Opponent, Season**
- 43 1945
- 46 1942
- 47 1941, 1958
- Most Penalties, Game**
- 15 Five times, last vs. Philadelphia, 12/18/05
- 14 Many times, last vs. New Orleans, 11/26/00
- 13 Many times, last vs. San Francisco, 11/11/12
- Most Penalties, Opponent, Game**
- 18 vs. Chicago Bears, 11/10/46
- vs. Cleveland, 10/7/51
- 17 vs. New Orleans, 11/26/00
- 16 at Chicago Bears, 10/10/48
- Most Penalties, Both Teams, Game**
- 31 vs. New Orleans, 11/26/00 (Rams 14, Saints 17)
- 27 vs. Chicago Bears, 11/10/46 (Rams 9, Bears 18)
- 26 vs. New Orleans, 11/8/81 (Rams 13, Saints 13)
- vs. Cincinnati, 9/1/96 (Rams 11, Bengals 15)
- at Buffalo, 11/21/04 (Rams 11, Bills 15)
- at San Francisco, 11/14/10 (Rams 12, 49ers 14)
- Fewest Penalties, Game**
- 0 vs. New Orleans, 12/9/90
- vs. Baltimore, 12/18/65
- at Chicago, 11/29/42
- at New York, 11/16/41



Rams Big Days



Bold denotes player active with Rams
Italics denotes rookie



Big Days Rushing (150-plus yards)



Yards	Player/Opponent	Date	Carries/TDs
247	Willie Ellison vs. New Orleans Saints	Dec. 5, 1971	(26 carries, 1 TD)
223	Tom Wilson vs. Green Bay Packers	Dec. 16, 1956	(23 carries, 0 TD)
221	Greg Bell vs. Green Bay Packers	Sept. 24, 1989	(28 carries, 2 TD)
220	Marshall Faulk at New Orleans Saints	Dec. 24, 2000	(32 carries, 2 TD)
215	Eric Dickerson vs. Houston Oilers	Dec. 9, 1984	(27 carries, 2 TD)
213	Charles White at St. Louis Cardinals	Nov. 15, 1987	(34 carries, 1 TD)
212	Jerome Bettis at New Orleans Saints	Dec. 12, 1993	(28 carries, 1 TD)
210	Greg Bell at New England Patriots	Dec. 24, 1989	(26 carries, 1 TD)
208	Todd Gurley II at Denver Broncos	Oct. 14, 2018	(28 carries, 2 TD)
208	Eric Dickerson at St. Louis Cardinals	Nov. 4, 1984	(21 carries, 0 TD)
208	Marshall Faulk vs. Atlanta Falcons	Oct. 15, 2000	(25 carries, 1 TD)
207	Eric Dickerson vs. Tampa Bay Buccaneers	Oct. 5, 1986	(30 carries, 2 TD)
205	Dan Towler at Baltimore Ravens	Nov. 22, 1953	(14 carries, 1 TD)
202	Marshall Faulk at Carolina Panthers	Dec. 23, 2001	(30 carries, 2 TD)
199	Ollie Matson at Chicago Bears	Oct. 11, 1959	(31 carries, 3 TD)
199	Eric Dickerson vs. Detroit Lions	Oct. 2, 1983	(30 carries, 2 TD)
195	Trung Canidate at New York Jets	Oct. 21, 2001	(23 carries, 2 TD)
193	Eric Dickerson at St. Louis Cardinals	Sept. 7, 1986	(38 carries, 2 TD)
192	Eric Dickerson at New York Jets	Sept. 25, 1983	(28 carries, 2 TD)
191	Eric Dickerson at Tampa Bay Buccaneers	Nov. 25, 1984	(28 carries, 3 TD)
183	Marshall Faulk vs. Carolina Panthers	Nov. 11, 2001	(15 carries, 2 TD)
183	Marshall Faulk vs. Seattle Seahawks	Oct. 20, 2002	(32 carries, 3 TD)
181	Marshall Faulk at Atlanta Falcons	Oct. 17, 1999	(18 carries, 1 TD)
179	Steven Jackson vs. Jacksonville Jaguars	Oct. 30, 2005	(25 carries, 0 TD)
178	Marshall Faulk at Arizona Cardinals	Nov. 3, 2002	(27 carries, 1 TD)
170	Eric Dickerson vs. Atlanta Falcons	Oct. 26, 1986	(30 carries, 0 TD)
169	Dick Bass at Chicago Bears	Dec. 9, 1962	(20 carries, 1 TD)
168	Marshall Faulk vs. Atlanta Falcons	Jan. 6, 2002	(20 carries, 1 TD)
167	C.J. Anderson at Arizona Cardinals	Dec. 23, 2018	(20 carries, 1 TD)
166	Ron Waller vs. Philadelphia Eagles	Sept. 30, 1956	(20 carries, 1 TD)
166	Charles White vs. Pittsburgh Steelers	Oct. 11, 1987	(33 carries, 1 TD)
164	Eric Dickerson at New Orleans Saints	Oct. 14, 1984	(20 carries, 0 TD)
161	Steven Jackson at Atlanta Falcons	Dec. 28, 2008	(30 carries, 2 TD)
160	Steven Jackson vs. Dallas Cowboys	Oct. 10, 2008	(25 carries, 3 TD)
159	Charles White vs. Atlanta Falcons	Dec. 13, 1987	(29 carries, 2 TD)
159	Steven Jackson vs. New Orleans Saints	Oct. 30, 2011	(25 carries, 2 TD)
159	<i>Todd Gurley II at Green Bay Packers</i>	<i>Oct. 11, 2015</i>	<i>(30 carries, 0 TD)</i>
158	Greg Hill, at Buffalo Bills	Sept. 20, 1998	(19 carries, 2 TD)
158	Marshall Faulk vs. Oakland Raiders	Oct. 13, 2002	(26 carries, 0 TD)
155	Charles White at Atlanta Falcons	Oct. 18, 1987	(31 carries, 0 TD)
155	Dan Towler vs. New York Yanks	Nov. 18, 1951	(13 carries, 1 TD)
154	Marshall Faulk at New Orleans Saints	Dec. 12, 1999	(29 carries, 1 TD)
154	Dan Towler vs. Chicago Bears	Oct. 25, 1953	(24 carries, 1 TD)
152	Todd Gurley II at Seattle Seahawks	Dec. 17, 2017	(21 carries, 3 TD)
152	Lawrence McCutcheon at New Orleans Saints	Nov. 25, 1973	(20 carries, 0 TD)
152	Lawrence McCutcheon at Chicago Bears	Dec. 2, 1973	(24 carries, 0 TD)
152	Lawrence McCutcheon vs. Atlanta Falcons	Dec. 11, 1977	(17 carries, 0 TD)
150	Eric Dickerson at Seattle Seahawks	Sept. 23, 1985	(31 carries, 3 TD)
150	Eric Dickerson vs. Green Bay Packers	Nov. 24, 1985	(31 carries, 1 TD)
150	Steven Jackson vs. Washington Redskins	Dec. 24, 2006	(33 carries, 1 TD)



Career 100-Plus Yard Rushing Games



Games	Player	Record	Games	Player	Record
38	Eric Dickerson	27-11	3	John Cappelletti	2-0-1
33	Steven Jackson	17-15-1	3	Ollie Matson	2-1
27	Marshall Faulk	27-0	3	Lawrence Phillips	3-0
22	Lawrence McCutcheon	19-2-1	2	Trung Canidate	2-0
17	Todd Gurley II	16-1	2	Dick Hoerner	1-0-1
11	Jerome Bettis	3-8	2	Les Josephson	2-0
10	Dick Bass	6-4	2	Joe Marconi	2-0
10	Dan Towler	10-0	2	Elvis Peacock	2-0
8	Wendell Tyler	6-2	2	Bob Thomas	2-0
8	Charles White	7-1	2	Tre Mason	2-0
7	Greg Bell	6-1	2	C.J. Anderson	2-0
7	Paul (Tank) Younger	3-3-1	1	Benny Cunningham	1-0
6	Cleveland Gary	4-2	1	Jim Bertelsen	1-0
5	Jon Arnett	2-3	1	Robert Delpino	1-0
5	Willie Ellison	2-2-1	1	Harold Green	1-0
5	Ron Waller	4-1	1	Greg Hill	1-0
5	Tim Wilson	2-3	1	Brian Leonard	0-1
4	Skeet Quinlan	1-3	1	Jerald Moore	1-0
4	Zac Stacy	2-2	1	Kenny Washington	1-0
3	Cullen Bryant	3-0	1	Justin Watson	1-0



Regular Season Games With More Than One 100-Yard Rusher



Nov. 8, 1953 vs. San Francisco	Skeet Quinlan (11-119) and Paul Younger (12-101)
Oct. 24, 1954 vs. Chicago Bears	Dan Towler (15-123) and Paul Younger (27-106)
Oct. 31, 1954 vs. Detroit	Paul Younger (18-140) and Skeet Quinlan (13-119)
Dec. 4, 1955 vs. Baltimore	Ron Waller (24-138) and Paul Younger (25-132)
Sept. 16, 1973 at Kansas City	Jim Bertelsen (28-143) and Lawrence McCutcheon (21-120)
Sept. 12, 1976 at Atlanta	Lawrence McCutcheon (26-115) and John Cappelletti (22-102)
Sept. 19, 1976 at Minnesota	John Cappelletti (28-128) and Lawrence McCutcheon (29-110)
Nov. 11, 1996 vs. Atlanta	Lawrence Phillips (14-106) and Harold Green (13-106)
Nov. 11, 2001 vs. Carolina	Marshall Faulk (15-183) and Trung Canidate (16-145)



Big Days Passing (350-plus yards)



Yards	Player/Opponent	Date	Att./Comp.	TDs	Ints.
554	Norm Van Brocklin vs. New York Yanks	Sept. 28, 1951	(30/46, 0 TD, 0 Int)		
517	Jared Goff vs. Tampa Bay	Sept. 29, 2019	(45/68, 2 TD, 3 Int)		
509	Vince Ferragamo vs. Chicago	Dec. 26, 1982	(30/46, 3 TD, 2 Int)		
465	Jared Goff vs. Minnesota	Sept. 27, 2018	(26/33, 5 TD, 0 Int)		
454	Jim Everett at New Orleans	Nov. 26, 1989	(29/51, 1 TD, 2 Int)		
453	Marc Bulger vs. San Diego	Nov. 10, 2002	(36/48, 4 TD, 0 Int)		
450	Marc Bulger vs. New York Jets	Jan. 2, 2005	(29/39, 3 TD, 2 Int)		
448	Marc Bulger at Green Bay	Nov. 29, 2004	(35/53, 2 TD, 1 Int)		
442	Marc Bulger at New York Giants	Oct. 2, 2005	(40/62, 2 TD, 3 Int)		
441	Kurt Warner vs. Denver	Sept. 4, 2000	(25/35, 3 TD, 3 Int)		
436	James Harris at Miami	Oct. 3, 1976	(17/29, 2 TD, 1 Int)		
431	Trent Green vs. Carolina	Nov. 5, 2000	(29/42, 2 TD, 0 Int)		
424	Jared Goff at Arizona	Dec. 1, 2019	(32/43, 2 TD, 0 Int)		
413	Jared Goff vs. Kansas City	Nov. 19, 2019	(31/49, 4 TD, 0 Int)		
406	Jim Hardy vs. Chicago Cardinals	Oct. 31, 1948	(28/53, 3 TD, 2 Int)		
401	Tony Banks at Atlanta	Nov. 2, 1997	(30/42, 2 TD, 1 Int)		
401	Kurt Warner at New England	Nov. 18, 2001	(23/34, 3 TD, 2 Int)		
395	Jared Goff at Seattle	Oct. 3, 2019	(29/49, 1 TD, 1 Int)		
394	Kurt Warner vs. San Francisco	Sept. 17, 2000	(23/34, 2 TD, 2 Int)		
391	Jared Goff vs. New Orleans	Nov. 4, 2018	(28/40, 3 TD, 1 Int)		
390	Kurt Warner vs. San Diego	Oct. 1, 2000	(24/30, 4 TD, 0 Int)		
388	Marc Bulger vs. Washington	Dec. 24, 2006	(25/38, 4 TD, 0 Int)		
385	Kurt Warner vs. New Orleans	Oct. 28, 2001	(29/47, 1 TD, 4 Int)		
378	Marc Bulger at San Francisco	Nov. 2, 2003	(26/42, 1 TD, 2 Int)		
377	Jim Everett at Philadelphia	Nov. 6, 1988	(24/45, 2 TD, 4 Int)		
377	Sam Bradford vs. Minnesota	Dec. 16, 2012	(35/55, 3 TD, 1 Int)		
375	Marc Bulger at Pittsburgh	Oct. 26, 2003	(22/37, 1 TD, 0 Int)		
375	Austin Davis at Philadelphia	Oct. 5, 2014	(29/49, 3 TD, 0 Int)		
372	Billy Wade at Green Bay	Nov. 16, 1958	(19/42, 1 TD, 2 Int)		
372	Jim Everett vs. Cincinnati	Oct. 7, 1990	(25/46, 2 TD, 0 Int)		
372	Mark Rypien vs. Buffalo	Dec. 10, 1995	(31/55, 1 TD, 2 Int)		
368	Jim Everett vs. Indianapolis	Sept. 17, 1989	(28/35, 3 TD, 1 Int)		
368	Marc Bulger vs. San Francisco	Sept. 19, 2007	(24/41, 1 TD, 0 Int)		
366	Trent Green vs. Washington	Nov. 20, 2000	(23/38, 2 TD, 1 Int)		
365	Jim Everett at Denver	Nov. 27, 1988	(25/47, 2 TD, 1 Int)		
365	Jim Everett vs. New Orleans	Dec. 9, 1990	(31/50, 1 TD, 2 Int)		
362	Marc Bulger at San Francisco	Sept. 11, 2005	(34/56, 2 TD, 1 Int)		
360	Marc Bulger vs. Seattle	Oct. 15, 2006	(26/39, 3 TD, 1 Int)		
359	Kurt Warner vs. Indianapolis	Dec. 30, 2001	(23/30, 3 TD, 1 Int)		
358	Marc Bulger vs. New Orleans	Sept. 26, 2004	(32/49, 1 TD, 0 Int)		
356	Billy Wade at Baltimore	Nov. 23, 1958	(24/41, 0 TD, 2 Int)		
356	Marc Bulger vs. Chicago	Dec. 11, 2006	(34/55, 3 TD, 0 Int)		
355	Jared Goff vs. Houston	Nov. 12, 2017	(25/37, 3 TD, 0 Int)		
354	Jared Goff vs. New Orleans	Nov. 26, 2017	(28/43, 2 TD, 1 Int)		
354	Jared Goff vs. Arizona	Sept. 16, 2018	(24/34, 1 TD, 1 Int)		
354	Jared Goff vs. Los Angeles Chargers	Sept. 23, 2018	(29/36, 3 TD, 1 Int)		
354	Jamie Martin vs. San Francisco	Dec. 24, 2005	(33/41, 1 TD, 2 Int)		
354	Marc Bulger vs. Kansas City	Nov. 5, 2006	(31/42, 1 TD, 0 Int)		
353	Tony Banks at Baltimore	Oct. 27, 1996	(26/40, 1 TD, 1 Int)		
352	Marc Bulger vs. Atlanta	Oct. 13, 2003	(23/34, 2 TD, 2 Int)		
352	Sam Bradford at Atlanta	Sept. 15, 2013	(32/55, 3 TD, 1 Int)		
351	Kurt Warner at Carolina	Dec. 5, 1999	(22/31, 3 TD, 2 Int)		



Career 300-Plus Yard Passing Games



Games	Player	Record	Games	Player	Record
30	Kurt Warner	22-8	3	Bill Wade	1-2
27	Marc Bulger	12-15	2	Dieter Brock	0-2
20	Jim Everett	10-10	2	Bob Waterfield	2-0
18	Jared Goff	13-5	2	Austin Davis	0-2
7	Sam Bradford	2-5	1	Zeke Bratkowski	1-0
5	Norm Van Brocklin	4-1	1	Ryan Fitzpatrick	1-0
3	Tony Banks	1-2	1	Gus Frerotte	1-0
3	Vince Ferragamo	1-2	1	Pat Haden	0-1
3	Roman Gabriel	2-1	1	Jim Hardy	0-1
3	Trent Green	2-1	1	James Harris	1-0
3	Chris Miller	1-2	1	Case Keenum	0-1
3	Mark Rypien	0-3	1	Jamie Martin	1-0



Big Days Receiving (150-plus yards)



Yards	Player/Opponent	Date	Receptions, TDs
336*	Willie Anderson at New Orleans	Nov. 26, 1989	(15 receptions, 1 TD)
303	Jim Benton at Detroit	Nov. 22, 1945	(10 receptions, 1 TD)
238	Harold Jackson vs. Dallas	Oct. 14, 1973	(7 receptions, 4 TD)
233	Isaac Bruce at Atlanta	Nov. 2, 1997	(10 receptions, 3 TD)
230	Henry Ellard vs. Indianapolis	Sept. 17, 1989	(12 receptions, 1 TD)
229	Isaac Bruce at Baltimore	Oct. 27, 1996	(11 receptions, 1 TD)
226	<i>Eddie Kennison at Atlanta</i>	<i>Dec. 15, 1996</i>	<i>(5 receptions, 3 TD)</i>
220	Cooper Kupp vs. Cincinnati (London)	Oct. 27, 2019	(7 receptions, 1 TD)
220	Ron Jessie at Miami	Oct. 3, 1976	(7 receptions, 2 TD)
210	Isaac Bruce vs. Miami	Dec. 24, 1995	(15 receptions, 1 TD)
208	<i>Jim Phillips at Green Bay</i>	<i>Nov. 16, 1958</i>	<i>(8 receptions, 1 TD)</i>
207	Carroll Dale at Detroit	Nov. 17, 1963	(7 receptions, 3 TD)
204	Marshall Faulk (RB) vs. Chicago	Dec. 26, 1999	(12 receptions, 1 TD)
203	Torry Holt vs. Indianapolis	Dec. 30, 2001	(7 receptions, 2 TD)
202	Jim Benton at New York Yanks	Dec. 5, 1946	(12 receptions, 2 TD)
200	Tommy McDonald vs. Cleveland	Dec. 12, 1965	(6 receptions, 2 TD)
200	Torry Holt at San Francisco	Nov. 2, 2003	(11 receptions, 1 TD)
196	Elroy Hirsch vs. Green Bay	Dec. 12, 1953	(9 receptions, 0 TD)
195	Elroy Hirsch vs. Chicago Cardinals	Nov. 11, 1951	(6 receptions, 2 TD)
192	Isaac Bruce vs. Minnesota	Sept. 13, 1998	(11 receptions, 1 TD)
191	Isaac Bruce vs. Atlanta	Oct. 12, 1995	(10 receptions, 2 TD)
189	Tom Fears vs. Green Bay	Dec. 3, 1950	(3 receptions, 2 TD)
189	Torry Holt at Atlanta	Sept. 24, 2000	(3 receptions, 2 TD)
188	Isaac Bruce vs. San Francisco	Sept. 17, 2000	(8 receptions, 1 TD)
183	George Farmer vs. Chicago	Dec. 26, 1982	(9 receptions, 1 TD)
181	Isaac Bruce at Indianapolis	Oct. 1, 1995	(8 receptions, 2 TD)
179	Isaac Bruce vs. New Orleans	Oct. 28, 2001	(7 receptions, 1 TD)
175	Del Shofner vs. Baltimore	Dec. 6, 1958	(5 receptions, 1 TD)
174	Torry Holt at Pittsburgh	Oct. 26, 2003	(7 receptions, 1 TD)
173	Elroy Hirsch at New York Yanks	Sept. 28, 1951	(9 receptions, 4 TD)
173	Isaac Bruce vs. San Francisco	Oct. 22, 1995	(9 receptions, 0 TD)
172	Torry Holt vs. Minnesota	Dec. 10, 2000	(9 receptions, 0 TD)
172	Robert Woods at Arizona	Dec. 1, 2019	(13 receptions, 0 TD)
171	Robert Woods vs. Houston	Nov. 12, 2017	(8 receptions, 2 TD)
171	Henry Ellard at Detroit	Dec. 6, 1987	(7 receptions, 1 TD)
170	Isaac Bruce at Green Bay	Nov. 29, 2004	(9 receptions, 1 TD)
169	Del Shofner at Detroit	Nov. 15, 1959	(5 receptions, 1 TD)
168	Elroy Hirsch at Green Bay	Oct. 11, 1953	(8 receptions, 0 TD)
167	Henry Ellard at Denver	Nov. 27, 1988	(11 receptions, 2 TD)
167	Isaac Bruce vs. San Diego	Oct. 1, 2000	(9 receptions, 2 TD)
166	Henry Ellard at Philadelphia	Nov. 6, 1988	(7 receptions, 1 TD)
165	Henry Ellard vs. Atlanta	Oct. 8, 1989	(8 receptions, 0 TD)
165	Torry Holt at Tampa Bay	Dec. 18, 2000	(9 receptions, 1 TD)
164	Robert Woods vs. Tampa Bay	Sept. 29, 2019	(13 receptions, 0 TD)
163	Elroy Hirsch at San Francisco	Oct. 28, 1951	(4 receptions, 1 TD)
163	Jim Phillips vs. Chicago	Sept. 23, 1961	(9 receptions, 0 TD)
163	Henry Ellard vs. Phoenix	Nov. 19, 1989	(7 receptions, 2 TD)
163	Isaac Bruce vs. San Diego	Nov. 10, 2002	(10 receptions, 3 TD)
163	Torry Holt vs. Tennessee	Sept. 25, 2005	(9 receptions, 1 TD)
163	Torry Holt vs. San Francisco	Dec. 24, 2005	(10 receptions, 1 TD)
163	<i>Donnie Avery at New England</i>	<i>Oct. 26, 2008</i>	<i>(6 receptions, 1 TD)</i>
162	Cooper Kupp vs. Minnesota	Sept. 27, 2018	(9 receptions, 2 TD)
162	Tom Fears at New York Yanks	Sept. 28, 1951	(7 receptions, 0 TD)
161	Torry Holt vs. Atlanta	Oct. 13, 2003	(11 receptions, 2 TD)
160	Danny Amendola	Sept. 16, 2012	(15 receptions, 1 TD)
160	Henry Ellard vs. Kansas City	Nov. 10, 1991	(8 receptions, 1 TD)
160	Torry Holt vs. San Francisco	Dec. 5, 2004	(10 receptions, 1 TD)
159	Tom Fears vs. Washington	Dec. 11, 1949	(10 receptions, 2 TD)
159	Brandin Cooks vs. Arizona	Sept. 16, 2018	(7 receptions, 0 TD)
158	Todd Gurley II at Tennessee	Dec. 24, 2017	(10 receptions, 2 TD)
157	Elroy Hirsch at New York Yanks	Nov. 19, 1954	(5 receptions, 0 TD)
157	Bob Boyd vs. San Francisco	Oct. 3, 1954	(5 receptions, 1 TD)
155	Tommy McDonald at Chicago	Oct. 10, 1965	(9 receptions, 0 TD)
154	Jim Phillips at New York Giants	Oct. 22, 1961	(8 receptions, 1 TD)
154	Willie Anderson at Atlanta	Sept. 11, 1994	(5 receptions, 1 TD)
154	Torry Holt vs. Seattle	Oct. 15, 2006	(8 receptions, 3 TD)
152	Isaac Bruce at Cincinnati	Oct. 3, 1999	(6 receptions, 0 TD)

152	Drew Hill at Pittsburgh	Sept. 16, 1984	(4 receptions, 1 TD)
151	Jim Benton, at Chicago	Oct. 21, 1945	(7 receptions, 1 TD)
151	Jim Phillips, at Dallas	Nov. 6, 1960	(7 receptions, 2 TD)
151	Jack Snow, at Baltimore	Oct. 15, 1967	(3 receptions, 2 TD)
151	Ron Jessie, at Atlanta	Nov. 16, 1975	(10 receptions, 1 TD)
151	Torry Holt at Carolina	Dec. 12, 2004	(6 receptions, 1 TD)
150	Elroy Hirsch, at San Francisco	Oct. 7, 1956	(8 receptions, 2 TD)
150	Jack Snow, vs. Detroit	Dec. 14, 1970	(7 receptions, 0 TD)

*NFL Record



Games With More Than One 100-Yard Receiver



Dec. 11, 1949 vs. Washington	Tom Fears (10-159) and Bob Shaw (5-137)
Sept. 22, 1950 vs. New York Yanks	Glen Davis (5-103) and Dick Hoerner (4-105)
Nov. 19, 1950 at New York Yanks	Dick Hoerner (14-125) and Elroy Hirsch (8-157)
Sept. 28, 1951 at New York Yanks	Tom Fears (7-162), Elroy Hirsch (9-173), and Verda (V.T.) Smith (2-103)
Dec. 14, 1952 vs. Pittsburgh	Tom Fears (10-122) and Elroy Hirsch (4-108)
Oct. 4, 1953 at San Francisco	Bob Boyd (4-107) and Elroy Hirsch (9-107)
Sept. 26, 1954 at Baltimore	Skeet Quinlan (4-135) and Bob Boyd (4-121)
Oct. 10, 1954 at Detroit	Bob Boyd (8-128) and Elroy Hirsch (6-105)
Nov. 21, 1954 at New York Giants	Bob Boyd (5-103) and Tom Fears (9-136)
Dec. 12, 1954 vs. Green Bay	Bob Boyd (4-106) and Elroy Hirsch (5-119)
Oct. 7, 1956 at San Francisco	Elroy Hirsch (8-150) and Bob Boyd (7-119)
Nov. 23, 1958 at Baltimore	Lamar Lundy (6-103) and Del Shofner (8-110)
Oct. 11, 1964 at Chicago	Jim Phillips (7-110) and Bucky Pope (4-108)
Nov. 1, 1964 at Detroit	Carroll Dale (7-109) and Marlin McKeever (6-100)
Dec. 4, 1976 vs. Atlanta	Ron Jessie (4-112) and Dwight Scales (2-102)
Dec. 26, 1982 vs. Chicago	George Farmer (9-183) and Preston Dennard (5-122)
Sept. 9, 1990 at Green Bay	Henry Ellard (6-106) and Willie Anderson (5-128)
Oct. 7, 1990 vs. Cincinnati	Henry Ellard (7-100) and Willie Anderson (7-144)
Dec. 9, 1990 vs. New Orleans	Henry Ellard (5-107) and Willie Anderson (5-123)
Sept. 1, 1991 vs. Phoenix	Robert Delpino (10-113) and Henry Ellard (7-116)
Dec. 5, 1999 at Carolina	Isaac Bruce (6-111) and Az-Zahir Hakim (4-122)
Dec. 12, 1999 at New Orleans	Isaac Bruce (4-102) and Torry Holt (6-113)
Sept. 4, 2000 vs. Denver	Az-Zahir Hakim (5-118), Torry Holt (6-103), and Marshall Faulk (4-100)
Oct. 1, 2000 vs. San Diego	Isaac Bruce (9-167), Marshall Faulk (6-116), and Az-Zahir Hakim (5-104)
Nov. 5, 2000 vs. Carolina	Az-Zahir Hakim (8-147) and Torry Holt (4-130)
Nov. 10, 2002 vs. San Diego	Isaac Bruce (10-163) and Torry Holt (7-118)
Sept. 7, 2003 at New York Giants	Isaac Bruce (8-120), and Torry Holt (7-111)
Sept. 19, 2004 at Atlanta	Torry Holt (9-121) and Isaac Bruce (5-102)
Oct. 1, 2006 vs. Detroit	Isaac Bruce (7-100) and Torry Holt (6-102)
Dec. 24, 2006 vs. Washington	Isaac Bruce (9-148) and Steven Jackson (6-102)
Sept. 21, 2017 at San Francisco	Robert Woods (6-108) and Sammy Watkins (6-106)
Sept. 27, 2018 vs. Minnesota	Cooper Kupp (9-162), Brandin Cooks (7-116) and Robert Woods (5-101)
Sept. 22, 2019 at Cleveland	Cooper Kupp (11-102) and Brandin Cooks (8-112)
Sept. 29, 2019 vs. Tampa Bay	Robert Woods (13-164) and Cooper Kupp (9-121)
Oct. 3, 2019 at Seattle	Gerald Everett (7-137) and Cooper Kupp (9-117)
Dec. 1, 2019 at Arizona	Robert Woods (13-172) and Tyler Higbee (7-107)
Dec. 21, 2019 at San Francisco	Robert Woods (8-117) and Tyler Higbee (9-104)



Career 100-Plus Yard Receiving Games



Games	Player	Record	Games	Player	Record
46	Torry Holt	27-19	2	Billy Truax (TE)	2-0
43	Isaac Bruce	22-21	2	Wendell Tucker	2-0
26	Henry Ellard	12-14	2	Danny Amendola	1-0-1
21	Elroy Hirsch	12-9	2	Chris Givens	1-1
16	Tom Fears	8-7-1	2	Verda (V. T.) Smith (RB)	1-1
15	Bob Boyd	9-5-1	1	Danario Alexander (WR)	0-1
14	Jim Phillips	4-9-1	1	Jon Arnett (RB)	0-1
10	Jack Snow	5-4-1	1	Donnie Avery (WR)	0-1
9	Willie Anderson	4-5	1	Johnny Bailey (RB)	0-1
9	Robert Woods	7-2	1	Mike Barber (TE)	0-1
8	Cooper Kupp	5-3	1	Jim Bertlesen (RB)	0-1
8	Carroll Dale	2-5-1	1	Ron Brown	1-0
8	Harold Jackson	5-3	1	Leon Clarke	1-0
8	Del Shofner	2-6	1	Mark Clayton (WR)	0-1
6	Tommy McDonald	4-2	1	Aaron Cox	1-0
6	Brandin Cooks	5-1	1	Kevin Curtis	1-0
5	Kenny Britt	2-3	1	Glen Davis	1-0
5	Bernie Casey	3-0-2	1	Troy Drayton (TE)	1-0
5	Ron Jessie	5-0	1	Pete Holohan (TE)	1-0
4	Jim Benton	3-1	1	Tom Keane	1-0
4	Marshall Faulk (RB)	4-0	1	Lamar Lundy (TE)	0-1
4	Az-Zahir Hakim	3-1	1	Ollie Matson (RB)	0-1
4	Martin McKeever (TE)	1-3	1	Shaun McDonald	0-1
3	Preston Dennard	1-2	1	Dwight Scales	1-0
3	Drew Hill	1-2	1	Bob Shaw	1-0
3	Amp Lee (RB)	1-2	1	Clendon Thomas (RB)	0-1
3	Bucky Pope	1-2	1	Billy Waddy	1-0
4	Tyler Higbee (TE)	2-2	1	Brandon Gibson	1-0
2	Bob Carey	1-1	1	Lance Kendricks (TE)	1-0
2	Robert Delpino (RB)	0-2	1	Jared Cook (TE)	1-0
2	George Farmer	0-2	1	Tavon Austin	1-0
2	Steven Jackson (RB)	1-1	1	Stedman Bailey	1-0
2	Eddie Kennison	1-1	1	Sammy Watkins	1-0
2	Willie Miller	1-1	1	Todd Gurley II (RB)	1-0
2	Ricky Proehl	2-0	1	Gerald Everett (TE)	1-0



Games With 300-Yard Passer, 100-Yard Receiver(s), 100-Yard Rusher



Game/Date	300-Yard Passer	100-Yard Receiver(s)	100-Yard Rusher
vs. SF, 10/23/83	QB V. Ferragamo (26-35, 327 yds, 5 TD, 2 Int.)	TE M. Barber (8-113, 1 TD)	RB E. Dickerson (25-144)
at Det, 12/6/87	QB J. Everett (20-26, 324 yds, 2 TD, 2 Int.)	WR H. Ellard (7-171, 1 TD)	RB C. White (29-102, 1 TD)
at Den, 11/27/88	QB J. Everett (25-47, 365 yds, 2 TD, 1 Int.)	WR H. Ellard (11-167, 2 TD)	RB G. Bell (22-112, 1 TD)
vs. Atl, 10/21/90	QB J. Everett (24-38, 302 yds, 3 TD)	WR H. Ellard (6-109, 1 TD)	RB C. Gary (19-102, 2 TD)
at Atl, 12/15/96	QB T. Banks (11-16, 304 yds, 3 TD, 1 Int.)	WR E. Kennison (5-226, 3 TD)	RB L. Phillips (22-122, 1 TD)
at Car, 12/5/99	QB K. Warner (22-31, 351 yds, 3 TD, 2 Int.)	WR A. Hakim (4-122, 2 TD)	RB M. Faulk (22-118)
		WR I. Bruce (6-111)	
at NO, 12/12/99	QB K. Warner (21-31, 346 yds, 2 TD, 1 Int.)	WR T. Holt (6-112)	RB M. Faulk (29-154, 1 TD)
		WR I. Bruce (4-102)	
vs. SF, 9/17/00	QB K. Warner (23-34, 394 yds, 2 TD, 2 Int.)	WR I. Bruce (8-188, 1 TD)	RB M. Faulk (25-134, 3 TD);
vs. SD, 10/1/00	QB K. Warner (30-24, 390, 4 TD)	WR I. Bruce (9-167, 2 TD)	RB J. Watson (14-102, 1 TD)
		RB M. Faulk (6-116, 2 TD)	
		WR A. Hakim (5-104)	
vs. Min, 12/10/00	QB K. Warner (27-32, 346 yds)	WR T. Holt (9-172)	RB M. Faulk (25-135, 4 TD)
at SF, 9/23/01	QB K. Warner (24-35, 321 yds, 3 TD, 1 Int.)	WR I. Bruce (8-144, 1 TD)	RB M. Faulk (18-105)
vs. Ind, 12/30/01	QB K. Warner (23-20, 359 yds, 3 TD, 1 Int.)	WR T. Holt (7-203, 2 TD)	RB M. Faulk (25-118, 3 TD)
at Ari, 11/23/03	QB M. Bulger (28-44, 329 yds, 1 TD, 4 Int.)	WR T. Holt (9-145)	RB M. Faulk (24-100, 1 TD)
at Hou, 11/27/05	QB R. Fitzpatrick (19-30, 310 yards, 1 TD, 3 Int.)	WR T. Holt (10-130, 1 TD)	RB M. Faulk (24-100, 1 TD)
vs. Was, 12/24/06	QB M. Bulger (28-38), 388 yards, 4 TD, 0 Int.)	WR I. Bruce (9-148, 1 TD)	RB S. Jackson (33-150, 1 TD)
		RB S. Jackson (6-102, 1 TD)	
at Ten, 12/24/17	QB J. Goff (22-38, 301 yards, 4 TD)	RB T. Gurley II (10-158, 2 TD)	RB T. Gurley II (22-118)
vs. LAC, 9/23/18	QB J. Goff (29-36, 354 yards, 3 TD)	WR R. Woods (10-104, 2 TD)	RB T. Gurley II (23-105)
vs. Sea, 11/11/18	QB J. Goff (28-39, 318 yards, 2 TD)	WR B. Cooks (10-100)	RB T. Gurley II (16-120)



Largest Margin Of Victory



Points	Score	Opponent/Date
59 points	(59-0)	vs. Atlanta, Dec. 4, 1976
52 points	(52-0)	vs. Oakland, Nov. 30, 2014
49 points	(56-7)	vs. San Francisco, Nov. 9, 1958
48 points	(48-0)	at Baltimore, Sept. 26, 1954
43 points	(70-27)	vs. Baltimore, Oct. 22, 1950
	(45-21)	vs. Baltimore, Dec. 5, 1953
	(59-16)	vs. Atlanta, Nov. 10, 1996
41 points	(65-24)	vs. Detroit, Oct. 29, 1950
	(55-14)	vs. New York Giants, Nov. 13, 1966
40 points	(54-14)	at New York Yanks, Sept. 28, 1951
39 points	(42-3)	at Philadelphia, Nov. 3, 1975
	(45-6)	vs. Seattle, Oct. 31, 1976
37 points	(46-9)	vs. Indianapolis, Sept. 10, 2017



Largest Margin of Defeat



Points	Score	Opponent/Date
48 points	(48-0)	at San Francisco, Dec. 27, 1987
44 points	(47-3)	at New York Jets, Nov. 9, 2008
47 points	(47-0)	at Chicago Bears, Nov. 29, 1942
40 points	(47-7)	at Tennessee, Dec. 13, 2009
39 points	(49-10)	at Kansas City, Dec. 8, 2002
	(45-6)	vs. Baltimore, Nov. 25, 2019
38 points	(52-14)	vs. Chicago Bears, Oct. 13, 1963
	(44-6)	at Detroit, Oct. 10, 2010
	(45-7)	vs. New England, Oct. 28, 2012
	(44-6)	vs. Arizona Cardinals, Jan. 1, 2017
36 points	(56-20)	at Philadelphia, Oct. 8, 1950
	(42-6)	at Pittsburgh, Nov. 3, 1996
	(42-6)	vs. Indianapolis, Oct. 25, 2009
35 points	(35-0)	at San Francisco, Oct. 4, 2009
	(38-3)	at Philadelphia, Sept. 7, 2008
	(35-0)	at San Francisco, Oct. 8, 1961
	(56-21)	at Baltimore, Nov. 25, 1956
	(42-7)	vs. Green Bay, Nov. 12, 1944
	(49-14)	at New York, Nov. 16, 1941

Los Angeles Rams 2020 Media Guide

Postseason Statpack





All-Time Playoff Leaders



Rushing (based on yards)



Years	Games	Att.	Yards	Avg.	Long	TD
1. McCutcheon, Lawrence (1972-79)	11	173	687	4.0	26	2
2. Dickerson, Eric (1983-87)	6	133	674	5.1	65	3
3. Faulk, Marshall (1999-2006)	10	155	561	3.6	38	6
4. Bryant, Cullen (1973-82, 87)	14	102	413	4.0	17	2
5. Bell, Greg (1987-89)	4	71	322	4.5	54	1
6. Gurley II, Todd (2015-present)	4	44	261	5.9	35t	2
7. Tyler, Wendell (1977-82)	4	65	228	3.5	39	1
8. Cappelletti, John (1974-78)	8	60	201	3.4	16	1
9. Anderson, C.J. (2018)	3	46	189	4.1	15	2
10. Towler, Dan (1950-55)	5	45	166	3.7	17	2
NFL Record						
Smith, Emmitt (1990-2004)	17	349	1,586	4.5	65	19



Receiving (based on receptions)



Years	Games	Rec.	Yards	Avg.	Long	TD
1. Faulk, Marshall (1999-2006)	10	49	509	10.4	52	2
2. Holt, Torry (1999-2008)	10	47	630	13.4	52	4
3. Bruce, Isaac (1994-2007)	9	44	759	17.3	77t	4
4. Fears, Tom (1948-56)	6	28	572	20.4	73t	5
5. Ellard, Henry (1983-93)	10	28	419	15.0	39	1
6. Woods, Robert (2017-present)	4	26	314	12.1	38	0
7t. Jackson, Harold (1973-77)	8	21	505	24.0	73	4
7t. Hakim, Az-Zahir (1998-2001)	7	21	284	13.5	38	0
9. Jessie, Ron (1975-79)	6	20	314	15.7	41	1
10. Cooks, Brandin (2018-present)	3	19	292	15.4	38	0
NFL Record						
Rice, Jerry (1985-2004)	28	151	2,245	14.9	73t	22



Receiving (based on yards)



Years	Games	Rec.	Yards	Avg.	Long	TD
1. Bruce, Isaac (1994-2007)	9	44	759	17.3	77t	4
2. Holt, Torry (1999-2008)	10	47	630	13.4	52	4
3. Fears, Tom (1948-56)	6	28	572	20.4	73t	5
4. Faulk, Marshall (1999-2006)	10	49	509	10.4	52	2
5. Jackson, Harold (1973-77)	8	21	505	24.0	73	4
6. Ellard, Henry (1983-93)	10	28	419	15.0	39	1
7t. Woods, Robert (2017-present)	4	26	314	12.1	38	0
7t. Jessie, Ron (1975-79)	6	20	314	15.7	41	1
7t. Dennard, Preston (1978-83)	8	18	314	17.4	35	3
10. Cooks, Brandin (2018-present)	3	19	292	15.4	38	0
NFL Record						
Rice, Jerry (1985-2004)	28	151	2,245	14.9	73t	22



Passing (based on yards)



Years	Games	Att.	Comp.	Pct.	Yards	TD	Int.
1. Warner, Kurt (1998-2003)	7	268	169	63.1	2,221	15	10
2. Ferragamo, Vince .. (1977-80, 82-84)	7	188	92	48.9	1,227	5	11
3. Everett, Jim (1986-93)	5	176	87	49.4	1,120	7	11
4. Goff, Jared (2016-present)	4	151	83	55.0	971	2	2
5. Waterfield, Bob (1945-52)	7	124	63	50.8	965	6	11
NFL Record							
Brady, Tom (2000-Present)	40	1,589	1,005	63.2	11,179	73	34



Yards From Scrimmage



Years	Games	Rushing	Receiving	Total
1. Faulk, Marshall (1999-2006)	10	561	509	1,070
2. McCutcheon, Lawrence (1972-79)	11	687	152	839
3. Bruce, Isaac (1994-2007)	9	1	759	760
4. Dickerson, Eric (1983-87)	6	674	30	704
5. Holt, Torry (1999-2008)	10	0	630	630
6. Fears, Tom (1948-56)	6	16	572	588
7. Bryant, Cullen (1973-82, 87)	14	413	139	552
8. Jackson, Harold (1973-77)	8	0	505	505
9. Ellard, Henry (1983-93)	10	2	419	421
10. Bell, Greg (1987-87)	4	322	57	379
NFL Record				
Rice, Jerry (1985-2004)	28	44	2,245	2,289



Scoring



	Years	Games	TD	PAT	FG	Total
1. Wilkins, Jeff	(1997-2007)	10	0	26	17	77
2. Faulk, Marshall	(1999-2006)	10	8	1*	0	50
3. Lansford, Mike	(1982-90)	10	0	14	9	41
4t. Fears, Tom	(1948-56)	.6	5	0	0	30
4t. Corral, Frank	(1978-81)	6	0	9	7	30
6. Zuerlein, Greg	(2012-present)	3	0	5	8	29
7t. Bruce, Isaac	(1994-2007)	9	4	0	0	24
7t. Holt, Torry	(1999-2008)	10	4	0	0	24
9t. Waterfield, Bob	(1945-52)	7	0	14	2	20
9t. Jackson, Harold	(1973-77)	8	4	0	0	20

NFL Record

Vinatieri, Adam	(1996-)	32	0	70	56	238
-----------------	---------	----	---	----	----	-----



Field Goal Percentage (min. five attempts)



	Years	Games	Att.	Made	Pct.	Long
1. Zuerlein, Greg	(2012-present)	3	8	10	80.0	57
2. Lansford, Mike	(1982-90)	10	12	9	75.0	43
3. Wilkins, Jeff	(1997-2007)	10	23	17	73.9	55
4. Corral, Frank	(1978-81)	6	11	7	63.6	45
5. Ray, David	(1969-74)	4	7	4	57.1	40
NFL Record (Min. 10 Field Goals)						
Vinatieri, Adam	(1996-)	32	69	56	81.2	53



Punting Average (min. five punts)



	Years	Games	No.	Avg.	Long	Blocked
1. Hekker, Johnny	(2012-present)	4	19	44.6	66	0
2. Burke, Mike	(1974)	2	10	43.4	49	0
3. Baker, John	(2000-01)	4	17	43.0	53	0
4. Clark, Ken	(1979)	3	15	40.6	59	0
5. Horan, Mike	(1999)	3	9	40.9	48	0
NFL Record (Min. 25 Punts)						
McAfee, Pat	(2009-2016)	10	39	46.9	68	0



Kickoff Return Average (min. 10 returns)



	Years	Games	No.	Yards	Avg.	Long	TD
1. Horne, Tony	(1999-2000)	4	14	336	24.0	95t	1
2. Bryant, Cullen	(1973-82, 87)	14	14	315	22.5	41	0
3. Brown, Ron	(1984-89, 91)	7	11	237	21.5	38	0
NFL Record							
Manning, Danieal	(2006-14)	9	12	429	35.8	94	0



Punt Return Yardage



	Years	Games	No.	Yards	Avg.	Long	TD
1. Hakim, Az-Zahir	(1999-2001)	4	12	149	12.4	65	0
2. Bryant, Cullen	(1973-82, 87)	14	11	97	8.8	19	0
3. Ellard, Henry	(1983-93)	10	11	94	8.5	23	0
4. Brown, Eddie	(1978-79)	5	10	88	8.8	37	0
NFL Record							
Rossum, Allen	(1998-2009)	6	10	239	23.9	47	0



Interceptions



	Years	Games	No.	Yards	Avg.	Long	TD
1.* Simpson, Bill	(1974-78)	8	6 [^]	137	22.8	65t	1
2. Irvin, LeRoy	(1980-89)	11	4	149	37.3	94	0
3. Elmendorf, Dave	(1971-79)	11	3	15	5.0	10	0
4. Williams, Aeneas	(2001-04)	6	3	61	20.3	32t	2
5. Polley, Tommy	(2001-04)	6	3	72	24.0	37	1
6. Robertson, Isiah	(1971-78)	10	2	74	37.0	59t	1
7. Brown, Eddie	(1978-79)	5	2	27	13.5	21	0
8. Reynolds, Jack	(1970-80)	13	2	16	8.0	12	0
9. Jackson, Monte	(1975-77)	5	2	0	0.0	0	0

NFL Record

Four Players

*Simpson shares NFL record of nine interceptions in postseason play with Ronnie Lott (San Francisco/Los Angeles Raiders) Ed Reed (Baltimore) and Charlie Waters (Dallas). Simpson had three interceptions with Buffalo.

[^] denotes Simpson's six postseason interceptions with the Rams, it does not reflect his career total.



Individual Playoff Records



Service



Most Games, Career

18	Jackie Slater, 1976-94
17	Jack Youngblood, 1971-84
16	Dennis Harrah, 1975-87



Scoring



Most Points, Game

18	Tom Fears, vs. Chicago, 12/17/50
15	Jeff Wilkins, vs. Carolina, 1/10/04
14	Greg Zuerlein, at New Orleans, 1/20/19



Touchdowns



Most Points, Game, Opponent

18	Preston Pearson, vs. Dallas, 1/4/76
	John Riggins, at Washington, 1/1/84
16	Marlin (Pat) Harder, at Detroit, 12/21/52
15	Mark Moseley, at Washington, 1/1/84

Game

3	Tom Fears, vs. Chicago, 12/17/50 (3 p)
2	Dick Hoerner, at Cleveland, 12/24/50 (2 r)
	Eric Dickerson, vs. Dallas, 1/4/84 (2 r)
	Willie Anderson, at New York Giants, 1/7/90 (2 p)
	Marshall Faulk, vs. Philadelphia, 1/27/02 (2 r)
	C.J. Anderson, vs. Dallas, 1/12/19 (2 r)

Game, Opponent

3	Preston Pearson, vs. Dallas, 1/4/76 (3 p)
	John Riggins, at Washington, 1/1/84 (3 r)
	Willie Jackson, at New Orleans, 12/30/00 (3 p)
2	Many times, last by Warrick Dunn, at Atlanta, 1/15/05 (2 r)

Most Consecutive Games Scoring Touchdown

3	Preston Dennard, 1980-83
2	Many times, last by Torry Holt, 2004



Points After Touchdowns



Most Attempted, Career

26	Jeff Wilkins, 1997-2007
15	Bob Waterfield, 1946-52
14	Mike Lansford, 1982-90

Most Attempted, Game

7	Jeff Wilkins, vs. Minnesota, 1/16/00
6	Jeff Wilkins, vs. Green Bay, 1/20/02
5	Tom Dempsey, vs. St. Louis, 12/27/75

Most Made, Career

26	Jeff Wilkins, 1997-2007
14	Bob Waterfield, 1946-52
	Mike Lansford, 1982-90
9	Tom Dempsey, 1975-76
	Frank Corral, 1978-91

Most Made, Game

7	Jeff Wilkins, vs. Minnesota, 1/16/00
6	Jeff Wilkins, vs. Green Bay, 1/20/00
5	Tom Dempsey, vs. St. Louis, 12/27/75

Most Made, Game, Opponent

6	Mark Moseley, at Washington, 1/1/84
	Jay Feely, at Atlanta 1/15/05
5	Lou Groza, vs. Cleveland, 12/26/55
4	Many times, last by Doug Brien, at New Orleans, 12/30/00

Most Made, No Misses, Career

26	Jeff Wilkins, 1997-2007
14	Mike Lansford, 1982-90
9	Tom Dempsey, 1975-76



Two Point Conversions



Most Two-Point Conversions, Career

1	Dane Looker, 2002-08
---	----------------------

Most Two-Point Conversions, Game

1	Dane Looker, vs. Carolina, 1/10/04
---	------------------------------------



Field Goals



Most Attempted, Game

6	David Ray, at Dallas, 12/23/73
	Jeff Wilkins, vs. Carolina, 1/10/04
4	Jeff Wilkins, vs. Tennessee, 1/30/00 (SB XXXIV)
	Jeff Wilkins, vs. Philadelphia, 1/27/02
	Greg Zuerlein, vs. Dallas, 1/12/19
	Greg Zuerlein, at New Orleans, 1/20/19

Most Attempted, Opponent, Game

5	John Kasay, vs. Carolina, 1/10/04
4	Three times, last by Matt Bryant, vs. Atlanta 1/6/18
3	Many times, last by Al Del Greco, vs. Tennessee, 1/30/00 (SB XXXIV)

Most Made, Game

5	Jeff Wilkins, vs. Carolina, 1/10/04
4	Greg Zuerlein, at New Orleans, 1/20/19
3	David Ray, at Dallas, 12/23/73
	Frank Corral, at Tampa Bay, 1/6/80
	Jeff Wilkins, vs. Tennessee, 1/30/00 (SB XXXIV)
	Jeff Wilkins, vs. Philadelphia, 1/27/02
	Greg Zuerlein, vs. Dallas, 1/12/19

Most Made, Opponent, Game

4	Twice, last by Matt Bryant, vs. Atlanta, 1/6/18
3	Many times, last by Wil Lutz, at New Orleans, 1/20/19
2	Many times, last by Stephen Gostkowski, vs. New England, 2/3/19 (SB LIII)

Most Consecutive Field Goals Made

6	Greg Zuerlein, 2018
5	Mike Lansford, 1983-86
	Jeff Wilkins, 2003
3	David Ray, 1973-74
	Frank Corral, 1980
	Mike Lansford, 1990
	Jeff Wilkins, 2001
2	By many, last by Greg Zuerlein, vs. Dallas, 1/12/19

Most Consecutive Games With A Made Field Goal

5	Jeff Wilkins, 2001-04
3	Greg Zuerlein, 2018
2	David Ray, 1973-74
	Frank Corral, 1980
	Mike Lansford, 1990
	Jeff Wilkins, 1999

Longest Field Goal

57	Greg Zuerlein, at New Orleans 1/20/19
55	Jeff Wilkins, at Atlanta, 1/15/05
53	Greg Zuerlein, vs. New England 2/3/19 (SB LIII)

Longest Field Goal, Opponent

54	Matt Bryant, vs. Atlanta, 1/6/18
52	Lou Groza, vs. Cleveland, 12/23/51
	John Kasay, vs. Carolina, 1/10/04
48	Adam Vinatieri, vs. New England, 2/3/02 (SB XXXVI)



Safeties



Most, Game

1	Team, vs. Tampa Bay, 1/23/00
	Team, vs. Washington, 12/16/45

Most, Opponent, Game

1	Carl Eller, at Minnesota, 12/27/69
	Jim Jensen, at Dallas, 12/19/76
	Randy White, at Dallas, 12/30/79
	Brady Smith, at Atlanta, 1/15/05



Rushing Attempts



Game	
37	Lawrence McCutcheon, vs. St. Louis, 12/27/75
34	Eric Dickerson, vs. Dallas, 1/4/86
31	Marshall Faulk, vs. Philadelphia, 1/27/02
Opponent, Game	
31	Steve Van Buren, vs. Philadelphia, 12/18/49
	Chuck Foreman, vs. Minnesota, 12/26/77
29	George Rogers, at Washington, 12/28/86
28	Eddie George, vs. Tennessee, 1/30/00 (SB XXXIV)



Rushing Yards



Game	
248	Eric Dickerson, vs. Dallas, 1/4/86
202	Lawrence McCutcheon, vs. St. Louis, 12/27/75
159	Marshall Faulk, vs. Philadelphia, 1/27/02
Game, Opponent	
204	Steve Van Buren, vs. Philadelphia, 12/18/79
160	Tony Dorsett, vs. Dallas, 12/28/80
142	Warrick Dunn, at Atlanta, 1/15/05

Longest Run

65	Eric Dickerson, at Washington, 12/28/86
55	Eric Dickerson, vs. Dallas, 1/4/86
54	Greg Bell, at Philadelphia, 12/31/89

Longest Run, Opponent

64	Stephen Davis, vs. Carolina, 1/10/04
62	Chuck Foreman, at Minnesota, 12/26/76
	Warrick Dunn, at Atlanta, 1/15/05
53	Tony Dorsett, vs. Dallas, 1/7/79

Most Games, 100 or More Yards

3	Lawrence McCutcheon, 1972-79
	Eric Dickerson, 1983-87
2	Cullen Bryant, 1973-82, 87
	Todd Gurley II, 2017-Present
1	Four times, last by C.J. Anderson 2018

Most Consecutive Games, 100 or More Yards

2	Lawrence McCutcheon, 1976-77, Todd Gurley 2017-18
---	---



Average Gain Rushing



Career (50 attempts)

5.07	Eric Dickerson, 1983-87
4.54	Greg Bell, 1987-89
4.05	Cullen Bryant, 1973-82, 87

Game (10 attempts)

7.29	Eric Dickerson, vs. Dallas, 1/4/86
7.21	Todd Gurley II vs. Atlanta, 1/6/18
7.18	Todd Gurley II vs. Dallas, 1/12/19



Rushing Touchdowns



Game	
2	Dick Hoerner, at Cleveland, 12/24/50
	Eric Dickerson, vs. Dallas, 1/4/86
	Marshall Faulk, vs. Philadelphia, 1/27/02
	C.J. Anderson, vs. Dallas 1/12/19

Game, Opponent

3	John Riggins, at Washington, 1/1/84
2	Many times, last by Warrick Dunn, at Atlanta, 1/15/05
1	Many times, last by Sony Michel, vs. New England 2/3/19 (SB LIII)

Most Consecutive Games Rushing for Touchdown

2	Dick Hoerner, 1950-51
	Dan Towler, 1951-52
	Lawrence McCutcheon, 1976
	Eric Dickerson, 1984-85
	Marshall Faulk, 2003-04



Passing Attempts



Game	
46	Marc Bulger, vs. Carolina, 1/10/04
45	Kurt Warner, vs. Tennessee, 1/30/00 (SB XXXIV)
	Jim Everett, at Minnesota, 12/26/88
	Jared Goff, vs. Atlanta, 1/6/18
44	Jim Everett, at New York Giants, 1/7/90
	Kurt Warner, vs. New England, 2/3/02 (SB XXXVI)

Game, Opponent

53	Danny White, at Dallas, 12/26/83
50	Jeff George, vs. Minnesota, 1/16/00
44	Brett Favre, vs. Green Bay, 1/20/02



Passing Completions



Game	
28	Kurt Warner, vs. New England, 2/3/02 (SB XXXVI)
27	Kurt Warner, vs. Minnesota, 1/16/00
	Marc Bulger, vs. Carolina, 1/10/04
26	Kurt Warner, vs. Tampa Bay, 1/23/00
Game, Opponent	
32	Danny White, at Dallas, 12/26/83
29	Jeff George, vs. Minnesota, 1/16/00
27	Matt Hasselbeck, at Seattle, 1/8/05
Consecutive Passes Completed	
12	Kurt Warner, vs. Minnesota, 1/16/00
8	Roman Gabriel, at Minnesota, 12/27/69
7	Roman Gabriel, at Minnesota, 12/27/69
	Vince Ferragamo, at Tampa Bay, 1/6/80
	Marc Bulger, vs. Carolina, 1/10/04



Passing Completion Percentage



Game (20 attempts)

84.4	Kurt Warner, vs. Minnesota, 1/16/00 (27 of 33)
68.8	Roman Gabriel, at Minnesota, 12/27/69 (22 of 32)
66.7	Bob Waterfield, vs. Chicago, 12/17/50 (14 of 21)
	Kurt Warner, vs. Philadelphia, 1/27/02 (22 of 33)



Passing Yards Gained



Game	
414	Kurt Warner, vs. Tennessee, 1/30/00 (SB XXXIV)
391	Kurt Warner, vs. Minnesota, 1/16/00
365	Kurt Warner, at New Orleans, 12/30/00
	Kurt Warner, vs. New England, 2/3/02 (SB XXXVI)
Game, Opponent	
424	Jeff George, vs. Minnesota, 1/16/00
341	Matt Hasselbeck, at Seattle, 1/8/05
330	Danny White, at Dallas, 12/26/83
Most Games, 300 or More Passing Yards, Career	
4	Kurt Warner, 1998-2003
2	Marc Bulger, 2001-
1	Bob Waterfield, at Cleveland, 12/24/50
	Jim Everett, at Philadelphia, 1/7/90

Longest Pass Completion

82t	Bob Waterfield (to Glenn Davis), at Cleveland, 12/24/50
77t	Kurt Warner (to Isaac Bruce), vs. Minnesota, 1/16/00
73t	Norm Van Brocklin (to Tom Fears), vs. Cleveland, 12/23/51
73	James Harris (to Harold Jackson), at Minnesota, 12/29/74
73t	Kurt Warner (to Isaac Bruce), vs. Tennessee, 1/30/00 (SB XXXIV)

Longest Pass Completion, Opponent

83t	Roger Staubach (to Drew Pearson), at Dallas, 12/23/78
73t	Terry Bradshaw (to John Stallworth), vs. Pittsburgh, 1/20/80 (SB XIV)
69t	Jake Delhomme (to Steve Smith), vs. Carolina, 1/10/04



Passing Touchdowns



Game	
5	Kurt Warner, vs. Minnesota, 1/16/00
3	Bob Waterfield, vs. Chicago, 12/27/50
	Vince Ferragamo, at Dallas, 12/26/83
	Kurt Warner, at New Orleans, 12/30/00
2	Many times, last by Marc Bulger, at Atlanta, 1/15/05
Game, Opponent	
4	Otto Graham, at Cleveland, 12/24/50
	Roger Staubach, vs. Dallas, 1/4/76
	Jeff George, vs. Minnesota, 1/16/00
	Aaron Brooks, at New Orleans, 12/30/00
3	Danny White, at Dallas, 12/28/80
2	Many times, last by Drew Brees, at New Orleans, 1/20/19
Most Consecutive Games, Touchdown Pass	
7	Kurt Warner, 1998-2003
4	Jim Everett, 1986-90
3	Norm Van Brocklin, 1951-55

Pat Haden, 1976-78
Vince Ferragamo, 1980-84

Passing Had Intercepted

Game	
6	Norm Van Brocklin, vs. Cleveland, 12/26/55
4	Bob Waterfield, at Cleveland, 12/24/50
3	Many times, last by Marc Bulger, vs. Carolina, 1/10/04
Game, Opponent	
6	Brett Favre, vs. Green Bay, 1/20/02
4	Bobby Layne, at Detroit, 12/21/52
3	Many times, last by Danny White, vs. Dallas, 1/4/86
Most Consecutive Passes Attempted, None Intercepted	
72	Kurt Warner, 2001
63	Kurt Warner, 1999
55	Norm Van Brocklin, 1949-55
Most Attempts, No Interceptions, Game	
45	Kurt Warner, vs. Tennessee, 1/30/00 (SB XXXIV)
34	Jim Everett, at Minnesota, 12/26/88
33	Kurt Warner, vs. Philadelphia, 1/27/02
Most Attempts, No Interceptions, Opponent	
36	Steve McNair, vs. Tennessee, 1/30/00 (SB XXXIV)
35	Randall Cunningham, at Philadelphia, 12/31/89
32	Dak Prescott, vs. Dallas, 1/12/19

Sacks Absorbed

Game	
5	Roman Gabriel, at Green Bay, 12/23/67
	John Hadl, at Dallas, 12/23/73
	Ron Jaworski, vs. Dallas, 1/4/76
	Marc Bulger, at Seattle, 1/8/05
4	Vince Ferragamo, vs. Pittsburgh, 1/20/80 (SB XIV)
	Marc Bulger, at Atlanta, 1/15/05
	Jared Goff, vs. New England, 2/3/19 (SB LIII)
Game, Opponent	
7	Roger Staubach, at Dallas, 12/23/73
5	Danny White, vs. Dallas, 1/4/86
	Wade Wilson, at Minnesota, 12/26/88
	Shaun King, vs. Tampa Bay, 1/23/00
4	Many times, last by Jeff George, vs. Minnesota, 1/16/00

Pass Receiving - Receptions

Game	
9	Tom Fears, at Cleveland, 12/24/50
	Marshall Faulk, vs. Carolina, 1/10/04
	Robert Woods, vs. Atlanta, 1/6/18
8	Henry Ellard, at New York Giants, 1/7/90
	Isaac Bruce, vs. Philadelphia, 1/27/02
	Cooper Kupp, vs. Atlanta, 1/6/18
	Brandin Cooks, vs. New England, 2/3/19 (SB LIII)
Game, Opponent	
12	Darrell Jackson, at Seattle, 1/8/05
11	Twice, most recently, Alvin Kamara, at New Orleans, 1/20/19
10	Julian Edleman, vs. New England, 2/3/19 (SB LIII)

Most Consecutive Games, Pass Reception

10	Henry Ellard, 1983-93
	Marshall Faulk, 1999-2006
	Torry Holt, 1999-2008
9	Isaac Bruce, 1994-2007
8	Lawrence McCutcheon, 1973-77

Receiving Yards

Game	
198	Tom Fears, vs. Chicago, 12/17/50
162	Isaac Bruce, vs. Tennessee, 1/30/00 (SB XXXIV)
142	Robert Woods, vs. Atlanta, 1/6/18
Game, Opponent	
188	Randy Moss, vs. Minnesota, 1/16/00
171	Charlie Brown, at Washington, 1/1/84
163	Steve Smith, vs. Carolina, 1/10/04
Longest Pass Reception (All TDs unless noted)	
82t	Glenn Davis, at Cleveland, 12/24/50
77t	Isaac Bruce, vs. Minnesota, 1/16/00

73t	Tom Fears, vs. Cleveland, 12/23/51
73	Harold Jackson, at Minnesota, 12/29/74 (no TD)
73t	Isaac Bruce, vs. Tennessee, 1/30/00 (SB XXXIV)

Longest Pass Reception, Opponent

83t	Drew Pearson, at Dallas, 12/23/73
73t	John Stallworth, vs. Pittsburgh, 1/20/80 (SB XIV)
69t	Steve Smith, vs. Carolina, 1/10/04

Most Games, 100 or More Yards, Career

4	Isaac Bruce, 1994-2007
3	Tom Fears, 1948-56
2	Harold Jackson, 1968, 73-77
	Torry Holt, 1999-2008
	Kevin Curtis, 2003-2006
	Brandin Cooks, 2018-present

Receiving Average

Game (min. three receptions)

46.3	Tom Fears, vs. Cleveland, 12/23/51 (3-139)
46.3	Harold Jackson, at Minnesota, 12/29/74 (3-139)
33.3	Isaac Bruce, vs. Minnesota, 1/16/00 (4-133)

Game, Opponent (min. three receptions)

40.3	John Stallworth, vs. Pittsburgh, 1/20/80, (SB XIV) (3-121)
31.7	Steve Bagarus, vs. Washington, 12/16/45 (3-95)
	Dante Lavelli, vs. Cleveland, 12/26/55 (3-95)
	Charlie Brown, at Washington, 1/1/84 (6-171)

Receiving Touchdowns

Game

3	Tom Fears, vs. Chicago, 12/17/50
2	Willie Anderson, at New York Giants, 1/7/90

Game, Opponent

3	Preston Pearson, vs. Dallas, 1/4/76
	Willie Jackson, at New Orleans, 12/30/00
2	Dante Lavelli, at Cleveland, 12/24/50
	Drew Pearson, at Dallas, 12/23/73
	Art Monk, at Washington, 1/1/84
	Randy Moss, vs. Minnesota, 1/16/00

Most Consecutive Games, Touchdown

2	Tom Fears, 1951-52
	Harold Jackson, 1974-75
	Harold Jackson, 1976-77
	Preston Dennard, 1983
	Isaac Bruce, 1999-2000
	Torry Holt, 2004

Rushing/Receiving Attempts

Game

40	Lawrence McCutcheon, vs. St. Louis, 12/22/74 (ru 37, re 3)
35	Eric Dickerson, vs. Dallas, 1/4/86 (ru 34, re 1)
	Marshall Faulk, vs. Philadelphia, 1/27/02 (ru 31, re 4)
29	Wendell Tyler, at Tampa Bay, 1/6/80 (ru 28, re 1)

Rushing/Receiving Yards

Game

244	Eric Dickerson, vs. Dallas, 1/4/86 (ru 248, re -4)
210	Lawrence McCutcheon, vs. St. Louis, 12/22/74 (ru 202, re 8)
172	Marshall Faulk vs. Philadelphia, 1/27/02 (ru 159, re 13)

Punting

Game

11	Dale Hatcher, at Chicago, 1/12/86
9	Bob Waterfield, vs. Philadelphia, 12/18/49
	Johnny Hekker, vs. New England, 2/3/19 (SB LIII)
7	Many times, last by Dale Hatcher, at San Francisco, 1/14/90

Game, Opponent

10	Maury Buford, at Chicago, 1/11/86
8	Neil Clabo, vs. Minnesota, 12/26/77
	Tom Blanchard, at Tampa Bay, 1/6/80
	Ken Walter, vs. New England, 2/3/02 (SB XXXVI)
7	Many times, last by Bucky Scribner, at Minnesota,

12/26/88

Longest Punt

- 66 **Johnny Hekker, vs. Atlanta, 1/6/18**
- 64 Dave Chapple, at Dallas, 12/23/73
- 63 Dale Hatcher, at Minnesota, 12/26/88

Longest Punt, Opponent

- 68 Horace Gillom, at Cleveland, 12/24/50
- 60 Matt Boshier, vs. Atlanta, 1/6/18
- 57 Neil Clabo, vs. Minnesota, 12/26/77



Average Gross Yards Punting



Game (4 punts)

- 50.8 Norm Van Brocklin, at Cleveland, 12/24/50 (4-203)
- 48.2 Dale Hatcher, at Minnesota, 12/26/88 (5-241)
- 46.3 Johnny Hekker vs. New England 2/3/19 (9-417)**

Game, Opponent (4 punts)

- 51.6 Matt Boshier, vs. Atlanta, 1/6/18 (5-258)
- 47.6 Mitch Berger, vs. Minnesota, 1/16/00 (5-238)
- 46.9 Mike Saxon, vs. Dallas, 1/4/86 (7-328)



Punts Had Blocked



Career

- 3 Rusty Jackson, 1976
- 1 Bob Waterfield, 1946-52
- Glen Walker, 1977

Most Consecutive Punts, None Blocked

- 44 Dale Hatcher, 1985-89, 91
- 19 Johnny Hekker, 2012-Present**
- 18 Bob Waterfield, 1946-52
- 17 John Misko, 1982-84
- John Baker, 2000-01



Punts Inside the 20-yard Line



Career

- 14 Dale Hatcher, 1985-89, 91
- 11 Johnny Hekker, 2012-Present**
- 6 John Baker, 2000-01
- 5 Bob Waterfield, 1946-52

Game

- 5 Johnny Hekker, twice, most recently, vs. New England, 2/3/19 (SB LIII)**
- 3 Five times, last by John Baker, vs. New England, 2/3/02 (SB XXXVI)
- 2 Many times, last by John Baker, vs. Green Bay, 1/20/02



Punt Returns



Game

- 6 Eddie Brown, at Tampa Bay, 1/6/80
- 5 Jackie Wallace, vs. Minnesota, 12/31/78
- 4 Five times, last by Pharoah Cooper vs. Atlanta 1/6/18

Game, Opponent

- 6 George McAfee, vs. Chicago, 12/19/50
- 5 James Jones, at Dallas, 12/28/80
- 4 Many times, last by Karl Williams, vs. Tampa Bay, 1/23/00



Punt Return Fair Catches



Career

- 7 Dre' Bly, 1999-2002
- 3 Dave Elmendorf, 1971-79
- 2 Many times, last by JoJo Natson, 2018-Present**

Game

- 3 Dre' Bly, vs. Philadelphia, 1/27/02
- 2 Many times, last by JoJo Natson, at New Orleans, 1/20/19**

Game, Opponent

- 3 Willie Wood, at Green Bay, 12/23/67
- Nick Giaquinto, at Washington, 1/1/84
- Gordon Banks, vs. Dallas, 1/4/86
- Andre Roberts, vs. Atlanta, 1/6/18
- 2 Chad Morton, at New Orleans, 12/30/00
- Tommylee Lewis, at New Orleans, 1/20/19



Punt Returns Yards Gained



Career

- 105 Az-Zahir Hakim, 1998-2001
- 97 Cullen Bryant, 1973-82, 87
- 94 Henry Ellard, 1983-93

Game

- 72 Az-Zahir Hakim, vs. Minnesota 1/16/00
- 71 Verda (V.T.) Smith, at Detroit, 12/21/52
- Jackie Wallace, vs. Minnesota, 12/31/78
- 67 Eddie Brown, at Tampa Bay, 1/6/80

Game, Opponent

- 152 Allen Rossum, at Atlanta, 1/15/05
- 81 James Jones, at Dallas, 12/28/80
- 68 George McAfee, vs. Chicago, 12/19/50

Longest Punt Return

- 65 Az-Zahir Hakim, at New Orleans, 12/30/00
- 57t Verda (V.T.) Smith, at Detroit, 12/21/52
- 37 Eddie Brown, at Tampa Bay, 1/6/60

Longest Punt Return, Opponent

- 68 Allen Rossum, at Atlanta, 1/15/05
- 48 Nick Giaquinto, at Washington, 1/1/84
- 45 Allen Rossum, at Atlanta, 1/15/05



Punt Return Average Yardage



Game (3 returns)

- 19.7 Az-Zahir Hakim, at New Orleans, 12/30/00 (3-59)
- 18.0 Az-Zahir Hakim, vs. Minnesota, 1/16/00 (4-72)
- 14.2 Jackie Wallace, vs. Minnesota, 12/31/78 (5-71)

Game, Opponent (3 returns)

- 50.7 Allen Rossum, at Atlanta, 1/15/05 (3-152)
- 18.7 Nick Giaquinto, at Washington, 1/1/84 (3-56)
- 16.2 James Jones, at Dallas, 12/28/80 (5-81)



Punt Return Touchdowns



Game

- 1 Verda (V.T.) Smith, at Detroit, 12/21/52

Game, Opponent

- 1 Allen Rossum, at Atlanta, 1/15/05



Kickoff Returns



Game

- 7 Henry Ellard, at Washington, 1/1/84
- 6 Aveion Cason, at Atlanta, 1/15/05
- Pharoah Cooper, vs. Atlanta, 1/6/18
- 5 Many times, last by Aveion Cason, at Seattle, 1/8/05

Game, Opponent

- 7 Robert Tate, vs. Minnesota, 1/16/00
- 6 Brian Mitchell, vs. Philadelphia, 1/27/02
- Maurice Morris, at Seattle, 1/8/05
- 5 Ken Carpenter, vs. Cleveland, 12/23/51
- Larry Anderson, vs. Pittsburgh, 1/20/80 (SB XIV)
- Derrick Mason, vs. Tennessee 1/30/00 (SB XXXIV)
- Rod Smart, vs. Carolina, 1/10/04



Kickoff Return Yards



Game

- 174 Tony Horne, vs. Minnesota, 1/16/00
- 129 Woodley Lewis, at Detroit, 12/21/52
- 127 Woodley Lewis, vs. Cleveland, 12/26/55

Game, Opponent

- 162 Larry Anderson, vs. Pittsburgh, 1/20/80 (SB XIV)
- 151 Robert Tate, vs. Minnesota, 1/16/00
- 135 Ken Carpenter, vs. Cleveland, 12/23/51

Longest Kickoff Return

- 95t Tony Horne, vs. Minnesota, 1/16/00
- 46 Robert Delpino, at San Francisco, 1/14/90
- 43 Woodley Lewis, vs. Cleveland, 12/26/55

Longest Kickoff Return, Opponent

- 67 Terry Metcalf, vs. St. Louis, 12/27/75
- 45 Larry Anderson, vs. Pittsburgh, 1/20/80
- 41 Brian Mitchell, vs. Philadelphia, 1/27/02

Kickoff Return Average Yardage

Game (3 returns)

43.5	Tony Horne, vs. Minnesota, 1/16/00 (4-174)
31.8	Woodley Lewis, vs. Cleveland, 12/26/55 (4-127)
29.3	Ron Waller, vs. Cleveland, 12/26/55 (3-88)

Game, Opponent

35.0	Terry Metcalf, vs. St. Louis, 12/27/75 (3-105)
32.4	Larry Anderson, vs. Pittsburgh, 1/20/80 (5-162) (SB XIV)
29.8	Alvin Kamar, at New Orleans, 1/20/19

Kickoff Return Touchdowns

Game

1	Tony Horne, vs. Minnesota, 1/16/00
---	------------------------------------

Game, Opponent

Never

Interceptions

Game

2	Bill Simpson, vs. Minnesota, 12/31/78
	Bill Simpson, vs. St. Louis, 12/27/75
	Tommy Polley, vs. Green Bay, 1/20/02
	Aeneas Williams, vs. Green Bay, 1/20/02
1	Many times, last by Cory Littleton, vs. New England, 2/3/19 (SB LIII)

Game, Opponent

2	Many times, last by Sammy Knight, at New Orleans, 12/30/00
1	Many times, last by Stephon Gilmore, vs. New England, 2/3/19 (SB LIII)

Most Consecutive Games, Interception

2	Jack Reynolds, 1973
	Bill Simpson, 1975-76
	Monte Jackson, 1976
	LeRoy Irvin, 1980-83
	Aeneas Williams, 2001

Interception Return Yards Gained

Game

94	LeRoy Irvin, at Dallas, 12/26/83
83	Bill Simpson, vs. St. Louis, 12/27/75
59	Isiah Robertson, at Dallas, 12/23/73

Game, Opponent

72	Darrell Green, at Washington, 1/1/84
68	Thomas Henderson, vs. Dallas, 1/7/79
65	Don Paul, vs. Cleveland, 12/26/55

Longest Return (All TDs unless noted)

94	LeRoy Irvin, at Dallas, 12/26/83
65t	Bill Simpson, vs. St. Louis, 12/27/75
59t	Isiah Robertson, at Dallas, 12/23/73

Longest Return, Opponent

72t	Darrell Green, at Washington, 1/1/84
68t	Thomas Henderson, vs. Dallas, 1/7/79
65t	Don Paul, vs. Cleveland, 12/26/55

Fumble Recoveries

Career

3	Fred Dryer, 1972-81
2	Chuck Lamson, 1965-67
	Dave Elmendorf, 1971-79
	Jack Youngblood, 1971-84

Game

2	Chuck Lamson, at Green Bay, 12/23/67
	Dave Elmendorf, at Minnesota, 12/29/74
	Leonard Little, vs. Philadelphia, 1/27/02
1	Many times, last by Jared Goff, at New Orleans, 1/20/19

Game, Opponent

2	Matt Blair, at Minnesota, 12/26/76
1	Many times, last by Alvin Kamara, at New Orleans, 1/20/19

Longest Fumble Return

22	Andy Robustelli, vs. Cleveland, 12/23/51
10	Jack Youngblood, at Minnesota, 12/26/76
9	Fred Dryer, vs. St. Louis, 12/27/75

Longest Fumble Return, Opponent

52t	Wilber Marshall, at Chicago, 1/11/86
21	Alvin Walton, at Washington, 12/28/86
19	Neal Olkewicz, at Washington, 12/28/86

Sacks

Career

8.5	Jack Youngblood, 1971-84
7	Kevin Greene, 1985-92
5	Leonard Little, 1998-

Game

3	Gary Jeter, vs. Dallas, 1/4/86
	Kevin Greene, at Minnesota, 12/26/88
2.5	Jack Youngblood, at Dallas, 12/23/73
2	Leonard Little, vs. Philadelphia, 1/27/02
	Brian Young, vs. Carolina, 1/10/04

Game, Opponent

3.5	Henry Jordan, at Green Bay, 12/23/67
2	Four times, last by Dont'a Hightower 2/3/19 (SB LIII)

Blocked Punts

Game

Never

Game, Opponent

2	Charlie Waters, at Dallas, 12/19/76
1	Leo Skladany, vs. Philadelphia, 12/18/49
	Matt Blair, at Minnesota, 12/26/76
	Scott Studwell, at Minnesota, 12/31/78

Blocked Field Goals

Game

1	Todd Lyght, vs. Tennessee, 1/30/00 (SB XXXIV)
---	---

Game, Opponent

1	Bill Willis, vs. Cleveland, 12/23/51
1	Nate Allen, at Minnesota, 12/26/76



Team Playoff Records



Scoring



Most Points

- 49 vs. Minnesota, 1/16/00 (Rams 49, Vikings 37)
- 45 vs. Green Bay, 1/20/02 (Rams 45, Packers 17)
- 35 vs. St. Louis, 12/27/75 (Rams 35, Cardinals 23)

Most Points, Opponent

- 51 at Washington, 1/1/84 (Redskins 51, Rams 7)
- 47 at Atlanta, 1/15/05 (Falcons 47, Rams 17)
- 38 vs. Cleveland, 12/26/55 (Browns 38, Rams 14)

Fewest Points

- 0 vs. Philadelphia, 12/18/49 (Eagles 14, Rams 0)
- vs. Dallas, 1/7/79 (Cowboys 28, Rams 0)
- at Chicago, 1/12/86 (Bears 24, Rams 0)
- 3 at San Francisco, 1/14/90 (49ers 30, Rams 3)
- vs. New England, 2/3/19 (SB LIII) (Patriots 13, Rams 3)
- 7 vs. Minnesota, 12/26/77 (Vikings 14, Rams 7)
- vs. Dallas, 1/4/76 (Cowboys 37, Rams 7)
- at Green Bay, 12/23/67 (Packers 28, Rams 7)
- at Washington, 1/1/84 (Redskins 51, Rams 7)

Fewest Points, Opponent

- 0 at Tampa Bay, 1/6/80 (Rams 9, Buccaneers 0)
- vs. Dallas, 1/4/86 (Rams 20, Cowboys 0)
- 6 vs. Tampa Bay, 1/23/00 (Rams 11, Buccaneers 6)
- 7 at Philadelphia, 12/31/89 (Rams 21, Eagles 7)

Most Decisive Win

- 28 vs. Green Bay, 1/20/02 (Rams 45, Packers 17)
- 24 vs. Minnesota, 12/31/78 (Rams 34, Vikings 10)
- 20 vs. Dallas, 1/4/86 (Rams 20, Cowboys 0)

Most Decisive Loss

- 44 at Washington, 1/1/84 (Redskins 51, Rams 7)
- 30 vs. Dallas, 1/4/76 (Cowboys 37, Rams 7)
- at Atlanta, 1/15/05 (Falcons 47, Rams 17)
- 28 vs. Dallas, 1/7/79 (Cowboys 28, Rams 0)

Most Points, Both Teams

- 86 vs. Minnesota, 1/16/00 (Rams 49, Vikings 37)
- 64 at Atlanta, 1/15/05 (Falcons 47, Rams 17)
- 62 vs. Green Bay, 1/20/02 (Rams 45, Packers 17)



First Downs



Most First Downs

- 30 **vs. Dallas, 1/12/19**
- 26 vs. St. Louis, 12/27/75
- at New York Giants, 1/7/90
- vs. New England, 2/3/02 (SB XXXVI)
- 25 vs. Minnesota, 12/31/78
- 23 vs. Tennessee, 1/30/00 (SB XXXIV)
- vs. Tampa Bay, 1/23/00
- vs. Minnesota, 1/16/00
- vs. Carolina, 1/10/04

Most First Downs, Opponent

- 29 at Dallas, 12/28/80
- at San Francisco, 1/14/90
- 27 vs. Minnesota, 1/16/00
- vs. Tennessee, 1/30/00 (SB XXXIV)
- 24 vs. Dallas, 1/4/76
- at Dallas, 12/26/83
- vs. Carolina, 1/10/04
- at Seattle, 1/8/05

Most First Downs, Both Teams

- 50 vs. Minnesota, 1/16/00 (Vikings 27, Rams 23)
- vs. Tennessee, 1/30/00 (SB XXXIV)
- (Titans 27, Rams 23)
- 49 vs. Dallas, 1/12/19 (Rams 30, Cowboys 19)
- 48 vs. St. Louis, 12/27/75 (Cardinals 22, Rams 17)

Fewest First Downs

- 7 vs. Philadelphia, 12/18/49
- 9 vs. Dallas, 1/4/76
- at Chicago, 1/12/86
- at San Francisco, 1/14/90
- at Dallas, 12/23/73
- 11 vs. Chicago, 12/17/50

Fewest First Downs, Opponent

- 7 at Tampa Bay, 1/6/80
- 8 vs. Washington, 12/16/45

- 12 vs. Minnesota, 12/31/78
- vs. Tampa Bay, 1/23/00

Fewest First Downs, Both Teams

- 22 vs. Washington, 12/16/45 (Rams 14, Redskins 8)
- at Chicago, 1/12/86 (Bears 13, Rams 9)
- 24 vs. Philadelphia, 12/18/49 (Rams 7, Eagles 17)
- 26 at Dallas, 12/23/73 (Rams 11, Cowboys 15)

Most First Downs, Rushing

- 17 **vs. Dallas, 1/12/19**
- 14 vs. St. Louis, 12/27/75
- at Minnesota, 12/26/76
- 13 vs. Minnesota, 12/31/78
- at Tampa Bay, 1/6/80

Most First Downs, Rushing, Opponent

- 19 at Dallas, 12/28/80
- 14 at Atlanta, 1/15/05
- 12 vs. Philadelphia, 12/18/49
- vs. Chicago, 12/17/50
- at San Francisco, 1/14/90
- vs. Tennessee, 1/30/00 (SB XXXIV)

Fewest First Downs, Rushing

- 0 vs. Philadelphia, 12/18/49
- at San Francisco, 1/14/90
- 1 vs. Dallas, 1/4/76
- vs. Tennessee, 1/30/00 (SB XXXIV)
- at New Orleans, 12/30/00
- 2 Three times, last vs. New England, 2/3/19 (SB LIII)

Fewest First Downs, Rushing, Opponent

- 1 at New Orleans, 12/30/00
- 2 vs. Minnesota, 12/31/78
- 3 vs. Washington, 12/16/45
- vs. Dallas, 1/4/86

Most First Downs, Passing

- 18 vs. Minnesota, 1/16/00
- vs. Tennessee, 1/30/00 (SB XXXIV)
- at Philadelphia, 12/31/89
- 17 vs. Carolina, 1/10/04
- vs. Dallas, 1/12/19**

Most First Downs, Passing, Opponent

- 20 vs. Minnesota, 1/16/00
- at Dallas, 12/26/83
- 16 vs. Cleveland, 12/23/51
- vs. St. Louis, 12/27/75
- at San Francisco, 1/14/90
- at Seattle, 1/8/05

Fewest First Downs, Passing

- 3 at Dallas, 1/4/86
- at Chicago, 1/12/86
- 4 vs. Washington, 12/16/45
- 5 at Dallas, 12/23/73
- vs. New York Giants, 12/23/84

Fewest First Downs, Passing, Opponent

- 4 at Tampa Bay, 1/6/80
- vs. Washington, 12/16/45
- vs. Philadelphia, 12/18/49
- at Dallas, 12/23/73
- vs. Minnesota, 12/26/77
- at Atlanta, 1/15/05
- 5 at Washington, 12/28/86
- 7 at Minnesota, 12/29/74

Most First Downs, Penalty

- 4 vs. Tennessee, 1/30/00 (SB XXXIV)
- at Seattle, 1/8/05
- 3 at Dallas, 12/19/76
- at Dallas, 12/26/83
- vs. New England, 2/3/02 (SB XXXVI)
- 2 Many times, last vs. Minnesota, 1/16/00

Most First Downs, Penalty, Opponent

- 4 vs. New England, 2/3/19 (SB LIII)
- 3 vs. New York Giants, 12/23/84
- 2 at Minnesota, 12/29/74
- at Dallas, 1/7/79
- at New Orleans, 12/30/00
- at Seattle, 1/8/05
- vs. Atlanta, 1/6/18
- at New Orleans, 1/20/19



Net Yards Gained



Most Yards Gained

459 vs. Dallas, 1/12/19
 448 at New York Giants, 1/7/90
 440 vs. St. Louis, 12/27/75

Most Yards Gained, Opponent

528 at Dallas, 12/28/80
 485 vs. Carolina, 1/10/04
 476 vs. Minnesota, 1/16/00

Most Yards Gained, Both Teams

881 vs. Minnesota, 1/16/00 (Vikings 476, Rams 405)
 865 vs. Carolina, 1/10/04 (Panthers, 485, Rams 380)
 832 at Cleveland, 12/24/50 (Rams 418, Browns 414)

Fewest Yards Gained

118 vs. Dallas, 1/4/76
 119 vs. Philadelphia, 12/18/49
 130 at Chicago, 1/12/86

Fewest Yards Gained, Opponent

181 at Tampa Bay, 1/6/80
 189 vs. Minnesota, 12/26/77
 192 vs. New York Giants

Fewest Yards Gained, Both Teams

362 at Chicago, 1/12/86 (Bears 232, Rams 130)
 406 vs. New York Giants, 12/23/84 (Giants 214, Rams 192)
 456 vs. Minnesota, 12/26/77 (Rams 267, Vikings 189)



Rushing Attempts



Most Rushing Attempts

53 at Tampa Bay, 1/6/80
 50 vs. St. Louis, 12/27/75
 49 at Dallas, 12/19/76

Most Rushing Attempts, Opponent

61 vs. Philadelphia, 12/18/49
 50 vs. Dallas, 1/4/76
 49 vs. Minnesota, 12/26/77

Fewest Rushing Attempts

10 at San Francisco, 1/14/90
 13 vs. Tennessee, 1/30/00 (SB XXXIV)
 16 vs. Dallas, 1/4/76
 at Washington, 1/1/84
 at New Orleans, 12/30/00
 vs. Atlanta, 1/6/18

Fewest Rushing Attempts, Opponent

16 vs. Minnesota, 12/31/78
 18 vs. Dallas, 1/4/86
 20 at Dallas, 12/26/83



Rushing Yards



Most Yards Gained Rushing

273 vs. Dallas, 1/12/19
 269 vs. Dallas, 1/4/86
 237 vs. St. Louis, 12/27/75

Most Yards Gained Rushing, Opponents

338 at Dallas, 12/28/80
 327 at Atlanta, 1/15/05
 274 vs. Philadelphia, 12/18/49

Most Yards Gained Rushing, Both Teams

430 at Dallas, 12/28/80 (Cowboys 338, Rams 92)
 404 at Atlanta, 1/15/05 (Falcons 327, Rams 77)
 351 at Minnesota, 12/26/76 (Rams 193, Vikings 158)

Fewest Yards Gained Rushing

21 vs. Philadelphia, 12/18/49
 22 vs. Dallas, 1/4/76
 26 at San Francisco, 1/14/90

Fewest Yards Gained Rushing, Opponent

35 vs. Washington, 12/16/45
 36 vs. Minnesota, 12/31/78
 40 vs. New York Giants, 12/23/84

Fewest Yards Gained Rushing, Both Teams

84 at New Orleans, 12/30/00 (Saints 50, Rams 34)
 118 vs. Minnesota, 1/16/00 (Vikings 87, Rams 31)
 128 vs. Tampa Bay, 1/23/00 (Buccaneers 77, Rams 51)



Passing Attempts



Most Passes Attempted

46 vs. Carolina, 1/10/04
 45 vs. Tennessee, 1/30/00 (SB XXXIV)
 at Minnesota, 12/26/88
 vs. Atlanta, 1/6/18
 44 at New York Giants, 1/7/90
 vs. New England, 2/3/02 (SB XXXVI)

Most Passes Attempted, Opponent

53 at Dallas, 12/26/83
 50 vs. Minnesota, 1/16/00
 44 vs. Green Bay, 1/20/02

Most Passes Attempted, Both Teams

84 at Dallas, 12/26/83 (Cowboys 53, Rams 31)
 83 vs. Minnesota, 1/16/00 (Vikings 50, Rams 33)
 81 vs. Tennessee, 1/30/00 (SB XXXIV) (Rams 45, Titans 36)

Fewest Passes Attempted

15 vs. New York Giants, 12/23/84
 18 at Washington, 12/28/86
 21 at Dallas, 12/30/79

Fewest Passes Attempted, Opponent

9 vs. Philadelphia, 12/18/49
 10 vs. Minnesota, 12/26/77
 16 at Dallas, 12/23/73

Fewest Passes Attempted, Both Teams

36 vs. Philadelphia, 12/18/49 (Rams 27, Eagles 9)
 40 at Dallas, 12/23/73 (Rams 24, Cowboys 16)
 42 vs. Minnesota, 12/26/77 (Rams 32, Vikings 10)



Passing Completions



Most Passes Completed

28 vs. New England, 2/3/02 (SB XXXVI)
 27 vs. Minnesota, 1/16/00
 vs. Carolina, 1/10/04
26 at New Orleans, 1/20/19

Most Passes Completed, Opponent

32 at Dallas, 12/26/83
 29 vs. Minnesota, 1/16/00
 27 at San Francisco, 1/14/90
 at Seattle, 1/8/05

Most Passes Completed, Both Teams

56 vs. Minnesota, 1/16/00 (Vikings 29, Rams 27)
52 at New Orleans, 1/20/19 (Rams 26, Saints 26)
 48 at Dallas, 12/26/83 (Cowboys 32, Rams 16)

Fewest Passes Completed

6 vs. Dallas, 1/4/86
 7 at Dallas, 12/23/73
 9 at Dallas, 12/30/79
 at Minnesota, 12/26/76
 at Washington, 12/28/86

Fewest Passes Completed, Opponent

5 vs. Philadelphia, 12/18/49
 vs. Minnesota, 12/26/77
 at Tampa Bay, 1/6/80
 8 at Dallas, 12/23/73
 9 vs. Washington, 12/16/45

Fewest Passes Completed, Both Teams

15 vs. Philadelphia, 12/18/49 (Rams 10, Eagles 5)
 15 at Dallas, 12/23/73 (Cowboys 8, Rams 7)
 17 at Tampa Bay, 1/6/80 (Rams 12, Buccaneers 5)



Passing Yards



Most Yards Gained, Passing

407 vs. Tennessee, 1/30/00 (SB XXXIV)
 374 vs. Minnesota, 1/16/00
 350 at New Orleans, 12/30/00

Most Yards Gained, Passing, Opponent

389 vs. Minnesota, 1/16/00
 332 at Seattle, 1/8/05
 315 at Washington, 1/1/84

Most Yards Gained, Passing, Both Teams

763 vs. Minnesota, 1/16/00 (Vikings 389, Rams 374)
 626 at Seattle, 1/8/05 (Seahawks 332, Rams 294)
 615 vs. Tennessee, 1/30/00 (SB XXXIV) (Rams 407, Titans 208)

Fewest Yards Gained, Passing

47 vs. Dallas, 1/4/86
 66 at Chicago, 1/12/86
 96 vs. Dallas, 1/4/76

Fewest Yards Gained, Passing, Opponent

42 vs. Minnesota, 12/26/77
 68 vs. Philadelphia, 12/18/49
 70 at Atlanta, 1/15/05

Fewest Yards Gained, Passing, Both Teams

163 vs. Minnesota, 12/26/77 (Rams 118, Vikings 49)
 166 vs. Philadelphia, 12/18/49 (Rams 98, Eagles 68)
 185 at Chicago, 1/12/86 (Bears 144, Rams 41)

**Sacks Absorbed****Most Sacks**

7 at Dallas, 12/23/73
 5 vs. Cleveland, 12/23/51
 vs. Dallas, 1/4/86
 at Minnesota, 12/26/88
 vs. Tampa Bay, 1/23/00
 4 Many times, last vs. New England, 2/3/19 (SB LIII)

Most Sacks, Opponent

5 at Green Bay, 12/23/67
 at Dallas, 12/23/73
 vs. Dallas, 1/4/76
 at Seattle, 1/8/05
 4 at Pittsburgh, 1/20/80
 at Atlanta, 1/15/05
 3 Many times, last vs. Atlanta, 1/6/18

**Sack Yardage****Most Sack Yardage**

52 vs. Chicago, 12/17/50
 47 vs. Cleveland, 12/23/51
 44 at Dallas, 12/23/73

Most Sack Yardage, Opponent

51 vs. Dallas, 1/4/76
 44 at Green Bay, 12/23/67
 42 vs. Pittsburgh, 1/20/80

**Interceptions****Most Interceptions**

6 vs. Green Bay, 1/20/02
 4 at Detroit, 12/21/52
 3 Many times, last at Dallas, 1/4/86

Most Interceptions, Opponent

7 vs. Cleveland, 12/26/55
 5 at Cleveland, 12/24/50
 5 vs. Dallas, 1/7/79

**Interception Return Yards****Most Yards**

161 vs. Green Bay, 1/20/02
 130 vs. St. Louis, 12/27/75
 111 at Dallas, 12/26/83

Most Yards, Opponent

123 vs. Dallas, 1/7/79
 103 vs. Cleveland, 12/26/55
 77 vs. New England, 2/3/02 (SB XXXVI)

**Punting****Most Punts**

11 at Chicago, 1/12/86
 10 vs. Chicago, 12/17/50
 9 three times, last vs. New England, 2/3/19 (SB LIII)

Most Punts, Opponent

9 at Philadelphia, 12/31/89
 8 Many times, last vs. New England, 2/3/02 (SB XXXVI)
 6 at New Orleans, 12/30/00

Fewest Punts

1 vs. Carolina, 1/10/04
vs. Dallas, 1/12/19
 2 vs. Tennessee, 1/30/00 (SB XXXIV)
 3 at Minnesota, 12/27/69
 at Washington, 12/28/86
 vs. Minnesota, 1/16/00
 vs. Philadelphia, 1/27/02
 at Seattle, 1/8/05

Fewest Punts, Opponent

2 Many times, last at Atlanta, 1/15/05
 3 Many times, last at Seattle, 1/8/05
 4 Many times, last vs. Philadelphia, 1/27/02

**Average Punting Yardage****Highest Average Distance (4 punts)**

50.8 at Cleveland, 12/24/50
 48.2 at Minnesota, 12/26/88
 45.8 at Atlanta, 1/15/05

Highest Average Distance, Opponent (4 punts)

51.6 vs. Atlanta, 1/6/18
 47.6 vs. Minnesota, 1/16/00
 46.9 vs. Dallas, 1/4/86

**Punt Returns****Most Punt Returns**

7 at Minnesota, 12/26/76
 6 vs. Minnesota, 12/31/78
 at Tampa Bay, 1/6/80
 5 Five times, last vs. Minnesota, 12/26/88

Most Punt Returns, Opponent

7 vs. Chicago, 12/24/50
 5 at Dallas, 12/28/80
 4 vs. Dallas, 1/7/79
 at Dallas, 12/19/76
 vs. Dallas, 1/4/76
 at Minnesota, 12/29/74
 vs. Pittsburgh, 1/20/80 (SB XIV)

**Punt Return Yards Gained****Most Yards, Punt Returns**

82 vs. Minnesota, 12/31/78
 76 at Detroit, 12/21/52
 72 vs. Minnesota, 1/16/00

Most Yards, Punt Returns, Opponent

152 at Atlanta, 1/15/05
 82 vs. Chicago, 12/24/50
 81 at Dallas, 12/28/80

**Kickoff Returns****Most Kickoff Returns**

10 at Washington, 1/1/84
 8 vs. Dallas, 1/4/76
 7 vs. Cleveland, 12/26/55
 at Atlanta, 1/15/05

Most Kickoff Returns, Opponent

8 vs. Minnesota, 1/16/00
 7 vs. St. Louis, 12/27/75
 vs. Green Bay, 1/20/02
 vs. Philadelphia, 1/27/02
 6 at Minnesota, 12/27/69
 vs. Minnesota, 12/31/78
 vs. Carolina 1/10/04
 at Seattle, 1/8/05
 vs. Atlanta, 1/6/18

**Kickoff Return Yards Gained****Most Yards, Kickoff Returns**

215 vs. Cleveland, 12/26/55
 174 vs. Minnesota, 1/16/00
 167 vs. Dallas, 1/4/76

Most Yards, Kickoff Returns, Opponent

188 vs. St. Louis, 12/27/75
 174 vs. Minnesota, 1/16/00
 162 vs. Pittsburgh, 1/20/80 (SB XIV)



Fumbles



Most Fumbles

- 5 vs. St. Louis, 12/27/75
- 4 at Minnesota, 12/26/76
- at Chicago, 1/12/86
- at Washington, 12/28/86
- 3 Many times, last at New Orleans, 12/30/00

Most Fumbles, Opponent

- 6 at Philadelphia, 12/31/89
- 5 at Minnesota, 12/29/79
- 4 vs. Cleveland, 12/23/51
- at New Orleans, 12/30/00



Fumbles Lost



Most Fumbles Lost

- 4 at Washington, 12/28/86
- 3 at Minnesota, 12/29/74
- vs. St. Louis, 12/27/75
- 2 Many times, last vs. Atlanta, 1/6/18

Most Fumbles Lost, Opponent

- 3 at Cleveland, 12/24/50
- at Green Bay, 12/23/67
- vs. Washington, 12/22/74
- vs. Dallas, 1/4/86
- 2 Many times, last vs. Minnesota, 1/16/00



Penalties



Most Penalties

- 10 vs. New York Giants, 12/23/84
- at Minnesota, 12/26/88
- vs. Minnesota, 1/16/00
- 9 at New Orleans, 12/30/00
- vs. New England, 2/3/19 (SB LIII)**
- 8 four times, most recently, vs. Chicago Bears, 12/17/50

Most Penalties, Opponent

- 13 vs. Carolina, 1/10/04
- 11 at Dallas, 12/28/80
- 10 vs. Dallas, 1/7/79
- vs. Minnesota, 1/16/00

Fewest Penalties

- 1 at Philadelphia, 12/31/89
- 2 Many times, last at San Francisco, 1/14/90
- 3 at Tampa Bay, 1/16/80
- at Minnesota, 12/26/76
- at Green Bay, 12/23/67

Fewest Penalties, Opponent

- 1 vs. Washington, 12/22/74
- 2 vs. Minnesota, 12/31/78

- at Minnesota, 12/29/74
- vs. Philadelphia, 1/27/02
- 3 vs. Green Bay, 1/20/02
- vs. Tampa Bay, 1/23/00
- at San Francisco, 1/14/90
- at Cleveland, 12/24/50
- at New Orleans, 1/20/19
- vs. New England, 2/3/19 (SB LIII)



Penalty Yardage



Most Yards Penalized

- 94 at Dallas, 12/19/76
- 78 at Washington, 12/28/86
- 75 vs. New York Giants, 12/23/84

Most Yards Penalized, Opponent

- 92 vs. Carolina, 1/10/04
- 85 vs. Dallas, 1/7/79
- 81 vs. New York Giants, 12/23/84

Fewest Yards Penalized

- 5 at Philadelphia, 12/31/89
- 10 at San Francisco, 1/14/90
- 26 vs. Pittsburgh, 1/20/80 (SB XIV)

Fewest Yards Penalized, Opponent

- 12 vs. Minnesota, 12/31/78
- 15 vs. Philadelphia, 1/27/02
- 20 at Minnesota, 12/29/74
- vs. Green Bay, 1/20/02
- at New Orleans, 1/20/19
- vs. New England, 2/3/19 (SB LIII)



Individual Super Bowl Records



Scoring



Most Points, Game

- 9 Jeff Wilkins, vs. Tennessee, 1/30/00
- 6 Ron Smith, vs. Pittsburgh, 1/20/80
- Cullen Bryant, vs. Pittsburgh, 1/20/80
- Frank Corral, vs. Pittsburgh, 1/20/80
- Torry Holt, vs. Tennessee, 1/30/00
- Isaac Bruce, vs. Tennessee, 1/30/00
- Kurt Warner, vs. New England, 2/3/02
- Ricky Proehl, vs. New England, 2/3/02

Game, Opponent

- 12 Franco Harris, vs. Pittsburgh, 1/20/80
- Eddie George, vs. Tennessee, 1/30/00
- 7 Stephen Gostkowski, vs. New England, 2/3/19



Touchdowns



Game

- 1 Ron Smith, vs. Pittsburgh, 1/20/80
- Cullen Bryant, vs. Pittsburgh, 1/20/80
- Torry Holt, vs. Tennessee, 1/30/00
- Isaac Bruce, vs. Tennessee, 1/30/00
- Kurt Warner, vs. New England, 2/3/02
- Ricky Proehl, vs. New England, 2/3/02

Game, Opponent

- 2 Franco Harris, vs. Pittsburgh, 1/20/80
- Eddie George, vs. Tennessee, 1/30/00
- 1 Three times, last by Sony Michel, vs. New England, 2/3/19



Point After Touchdowns



Most Attempted, Game

- 2 Jeff Wilkins, vs. Tennessee, 1/30/00
- Jeff Wilkins, vs. New England, 2/3/02
- 1 Frank Corral, vs. Pittsburgh, 1/20/80

Most Made, Game

- 2 Jeff Wilkins, vs. Tennessee, 1/30/00
- Jeff Wilkins, vs. New England, 2/3/02
- 1 Frank Corral, vs. Pittsburgh, 1/20/80

Made, Opponent

- 4 Matt Bahr, vs. Pittsburgh, 1/20/80
- 2 Adam Vinatieri, vs. New England, 2/3/02
- 1 Twice, last by Stephen Gostkowski, vs. New England, 2/3/19



Field Goals



Most Attempted, Game

- 4 Jeff Wilkins, vs. Tennessee, 1/30/00
- 2 Three times, last by Greg Zuerlein, 2/3/19

Most Attempted, Opponent, Game

- 3 Al Del Greco, vs. Tennessee, 1/30/00
- 2 Adam Vinatieri, vs. New England, 2/3/02
- Stephen Gostkowski, vs. New England, 2/3/19

Most Made, Game

- 3 Jeff Wilkins, vs. Tennessee, 1/30/00
- 2 Frank Corral, vs. Pittsburgh, 1/20/80
- 1 Twice, last by Greg Zuerlein, vs. New England, 2/3/19

Most Made, Opponent, Game

- 2 Adam Vinatieri, vs. New England, 2/3/02
- Stephen Gostkowski, vs. New England, 2/3/19

Most Consecutive Field Goals Made

- 2 Jeff Wilkins, vs. Tennessee, 1/30/00
- Frank Corral, vs. Pittsburgh, 1/20/80

Most Consecutive Games Made

- 2 Jeff Wilkins, vs. Tennessee, 1/30/00
- 1 Frank Corral, vs. Pittsburgh, 1/20/80

Longest Field Goal

- 53 Greg Zuerlein, vs. New England, 2/3/19
- 50 Jeff Wilkins, vs. New England, 2/3/02
- 45 Frank Corral, vs. Pittsburgh, 1/20/80

Longest Field Goal, Opponent

- 48 Adam Vinatieri, vs. New England, 2/3/02
- 43 Al Del Greco, vs. Tennessee, 1/30/00

- 41 Matt Bahr, vs. Pittsburgh, 1/20/80
- Stephen Gostkowski, vs. New England, 2/3/19



Rushing Attempts



Game

- 17 Wendell Tyler, vs. Pittsburgh, 1/20/80
- Marshall Faulk, vs. New England, 2/3/02
- 10 Marshall Faulk, vs. Tennessee, 1/30/00
- Todd Gurley II vs. New England, 2/3/19**

Opponent, Game

- 28 Eddie George, vs. Tennessee, 1/30/00
- 20 Franco Harris, vs. Pittsburgh, 1/20/80
- 18 Twice, last by Sony Michel, vs. New England, 2/3/19



Rushing Yards Gained



Game

- 76 Marshall Faulk, vs. New England, 2/3/02
- 60 Wendell Tyler, vs. Pittsburgh, 1/20/80
- 30 Cullen Bryant, vs. Pittsburgh, 1/20/80

Game, Opponent

- 95 Eddie George, vs. Tennessee, 1/30/00
- 94 Sony Michel, vs. New England, 2/3/19
- 92 Antowain Smith, vs. New England, 2/3/02

Longest Run

- 39 Wendell Tyler, vs. Pittsburgh, 1/20/80
- 16 Todd Gurley II, vs. New England, 2/3/19**
- 15 Marshall Faulk, vs. New England, 2/3/02

Longest Run, Opponent

- 26 Sony Michel, vs. New England, 2/3/19
- 23 Steve McNair, vs. Tennessee, 1/30/00
- 22 David Patten, vs. New England, 2/3/02



Rushing Average



Game (10 attempts)

- 3.50 Wendell Tyler, vs. Pittsburgh, 1/20/80
- Todd Gurley II, vs. New England, 2/3/19**



Rushing Touchdowns



Game

- 1 Cullen Bryant, vs. Pittsburgh, 1/20/80
- Kurt Warner, vs. New England, 2/3/02

Game, Opponent

- 2 Franco Harris, vs. Pittsburgh, 1/20/80
- Eddie George, vs. Tennessee, 1/30/00



Passing Attempts



Game

- 45 Kurt Warner, vs. Tennessee, 1/30/00
- 44 Kurt Warner, vs. New England, 2/3/02
- 38 Jared Goff, vs. New England, 2/3/19**

Game, Opponent

- 36 Steve McNair, vs. Tennessee, 1/30/00
- 35 Tom Brady, vs. New England, 2/3/19
- 27 Tom Brady, vs. New England, 2/3/02



Passing Completions



Game

- 28 Kurt Warner, vs. New England, 2/3/02
- 24 Kurt Warner, vs. Tennessee, 1/30/00
- 19 Jared Goff, vs. New England, 2/3/19**

Game, Opponent

- 22 Steve McNair, Tennessee, 1/30/00
- 21 Tom Brady, vs. New England, 2/3/19
- 16 Tom Brady, vs. New England, 2/3/02

LA Passing Completion Percentage

Game (20 attempts)

63.6	Kurt Warner, vs. New England, 2/3/02 (28 of 44)
60.0	Vince Ferragamo, vs. Pittsburgh, 1/20/80 (15 of 25)
53.3	Kurt Warner, vs. Tennessee, 1/30/00 (24 of 45)

Game, Opponent (20 attempts)

66.7	Terry Bradshaw, vs. Pittsburgh, 1/20/80 (14 of 21)
61.1	Steve McNair, vs. Tennessee, 1/30/00 (22 of 36)
60.0	Tom Brady, vs. New England, 2/3/19 (21 of 35)

LA Passing Yards Gained

Game

414	Kurt Warner, vs. Tennessee, 1/30/00
365	Kurt Warner, vs. New England, 2/3/02
229	Jared Goff, vs. New England, 2/3/19

Game, Opponent

309	Terry Bradshaw, Pittsburgh, 1/20/80
262	Tom Brady, vs. New England, 2/3/19
214	Steve McNair, Tennessee, 1/30/00

Longest Pass Completion (All TDs unless noted)

73t	Kurt Warner (to Isaac Bruce), vs. Tennessee, 1/30/00
52	Kurt Warner (to Marshall Faulk), vs. Tennessee, 1/30/00
50	Vince Ferragamo (to Billy Waddy), vs. Pittsburgh, 1/20/80

Longest Pass Completion, Opponent (All TDs unless noted)

73t	Terry Bradshaw, (to John Stallworth), Pittsburgh, 1/20/80
47t	Terry Bradshaw, (to Lynn Swann), Pittsburgh, 1/20/80
45	Terry Bradshaw (to John Stallworth), Pittsburgh, 1/20/80

LA Passing Touchdowns

Game

2	Kurt Warner, vs. Tennessee, 1/30/00
1	Lawrence McCutcheon, vs. Pittsburgh, 1/20/80
1	Kurt Warner, vs. New England, 2/3/02

Game, Opponent

2	Terry Bradshaw, vs. Pittsburgh, 1/20/80
1	Tom Brady, vs. New England, 2/3/02

LA Passes Had Intercepted

Game

2	Kurt Warner, vs. New England, 2/3/02
1	Twice, most recently Jared Goff, vs. New England, 2/3/19

Game, Opponent

3	Terry Bradshaw, Pittsburgh, 1/20/80
---	-------------------------------------

Most Attempts, No Interceptions, Game

45	Kurt Warner, vs. Tennessee, 1/30/00
----	-------------------------------------

Most Attempts, No Interceptions, Opponent

36	Steve McNair, vs. Tennessee, 1/30/00
27	Tom Brady, vs. New England, 2/3/02

LA Times Sacked

Game

4	Vince Ferragamo, vs. Pittsburgh 1/20/80
	Jared Goff, vs. New England, 2/3/19
3	Kurt Warner, vs. New England, 2/3/02

Game, Opponent

1	Four times, last by Tom Brady, vs. New England, 2/3/19
---	--

LA Receptions

Game

8	Brandin Cooks, vs. New England, 2/3/19
7	Torry Holt, vs. Tennessee, 1/30/00
6	Isaac Bruce, vs. Tennessee, 1/30/00

Game, Opponent

10	Julian Edelman, vs. New England, 2/3/19
7	Jackie Harris, Tennessee, 1/30/00
6	Troy Brown, vs. New England, 2/3/02
5	Frank Wycheck, Tennessee, 1/30/00
	Lynn Swann, Pittsburgh, 1/20/80

LA Receiving Yards

Game

162	Isaac Bruce, vs. Tennessee, 1/30/00
120	Brandin Cooks, vs. New England, 2/3/19
109	Torry Holt, vs. Tennessee, 1/30/00

Game, Opponent

141	Julian Edelman, vs. New England, 2/3/19
121	Lance Stallworth, vs. Pittsburgh, 1/20/80
89	Troy Brown, vs. New England, 2/3/02

Longest Pass Reception (All TDs unless noted)

73t	Isaac Bruce, vs. Tennessee, 1/30/00
52	Marshall Faulk, vs. Tennessee, 1/30/00
50	Billy Waddy, vs. Pittsburgh, 1/20/80

Longest Pass Reception, Opponent

73t	John Stallworth, vs. Pittsburgh, 1/20/80
47t	Lynn Swann, vs. Pittsburgh, 1/20/80
45t	John Stallworth, vs. Pittsburgh, 1/20/80

LA Receiving Average

Game (min. three receptions)

27.0	Isaac Bruce, vs. Tennessee, 1/30/00 (6-162)
23.7	Ricky Proehl, vs. New England, 2/3/02 (3-71)
18.0	Marshall Faulk, vs. Tennessee, 1/30/00 (5-90)
	Az-Zahir Hakim, vs. New England, 2/3/02 (5-90)

LA Receiving Touchdowns

Game

1	Ron Smith, vs. Pittsburgh, 1/20/80
	Torry Holt, vs. Tennessee, 1/30/00
	Isaac Bruce, vs. Tennessee, 1/30/00
	Ricky Proehl, vs. New England, 2/3/02

Game, Opponent

1	Lynn Swann, vs. Pittsburgh, 1/20/80
	Lance Stallworth, vs. Pittsburgh, 1/20/80
	David Patten, vs. New England, 2/3/02

LA Rushing/Receiving Attempts

Game

21	Marshall Faulk, vs. New England, 2/3/02
20	Wendell Tyler, vs. Pittsburgh, 1/20/80
15	Marshall Faulk, vs. Tennessee, 1/30/00

LA Rushing/Receiving Yards

Game

130	Marshall Faulk, vs. New England, 2/3/02
120	Brandin Cooks, vs. New England, 2/3/19
117	Marshall Faulk, vs. Tennessee, 1/30/00

LA Punts

Game

9	Johnny Hekker, vs. New England, 2/3/19
5	Ken Clark, vs. Pittsburgh, 1/20/80
4	John Baker, vs. New England, 2/3/02

Game, Opponent

8	Ken Walter, vs. New England, 2/3/02
5	Ryan Allen, vs. New England, 2/3/19
3	Craig Hentrich, Tennessee, 1/30/00

Longest Punt

65	Johnny Hekker, vs. New England, 2/3/19*
59	Ken Clark, vs. Pittsburgh, 1/20/80
49	John Baker, vs. New England, 2/3/02

Longest Punt, Opponent

53	Ken Walter, vs. New England, 2/3/02
	Ryan Allen vs. New England, 2/3/19
50	Craig Colquitt, vs. Pittsburgh, 1/20/80

Punting Gross Average

Game (min. three punts)

46.3	Johnny Hekker, vs. New England, 2/3/19 (9-417)
44.0	Ken Clark, vs. Pittsburgh, 1/20/80 (5-220)

Game, Opponent (min. three punts)

43.1	Ken Walter, vs. New England, 2/3/02 (8-345)
43.0	twice, last by Ryan Allen, New England, 2/3/19 (5-215)

Punts Had Blocked

Most Consecutive Punts, None Blocked

5	Ken Clark, vs. Pittsburgh, 1/20/80
4	John Baker, vs. New England, 2/3/02
2	Mike Horan, vs. Tennessee, 1/30/80

* Denotes NFL record

Punts Inside The 20-Yard Line

Game

5	Johnny Hekker, vs. New England, 2/3/19
3	John Baker, vs. New England, 2/3/02

Punt Returns

Game

3	Dre' Bly, vs. New England, 2/3/02
2	Az-Zahir Hakim, vs. Tennessee, 1/30/00
	JoJo Natson, vs. New England, 2/3/19

Game, Opponent

2	Theo Bell, vs. Pittsburgh, 1/20/80
	Jim Smith, vs. Pittsburgh, 1/20/80
	Julian Edelman, vs. New England, 2/3/19

Fair Catches

Game

2	Dre' Bly, vs. New England, 2/3/02
---	-----------------------------------

Game, Opponent

1	Twice, most recently by Julian Edelman, 2/3/19
---	--

Punt Return Yards Gained

Game

12	JoJo Natson, vs. New England, 2/3/19
8	Az-Zahir Hakim, vs. Tennessee, 1/30/00
6	Dre' Bly, vs. New England, 2/3/02

Game, Opponent

17	Theo Bell, Pittsburgh, 1/20/80
14	Jim Smith, Pittsburgh, 1/20/80
4	Troy Brown, vs. New England, 2/3/02

Longest Punt Return

13	JoJo Natson, vs. New England, 2/3/19
10	Az-Zahir Hakim, vs. Tennessee, 1/30/00
7	Dre' Bly, vs. New England, 2/3/02

Longest Punt Return, Opponent

11	Theo Bell, Pittsburgh, 1/20/80
7	Jim Smith, Pittsburgh, 1/20/80
4	Troy Brown, vs. New England, 2/3/02

Punt Return Average Yardage

Game (2 returns)

6.0	JoJo Natson, vs. New England, 2/3/19
4.0	Az-Zahir Hakim, vs. Tennessee, 1/30/00

Game, Opponent (3 returns)

8.5	Theo Bell, Pittsburgh, 1/20/80
7.0	Jim Smith, Pittsburgh, 1/20/80

Kickoff Returns

Game

4	Tony Horne, vs. Tennessee, 1/30/00
3	Eddie Hill, vs. Pittsburgh, 1/20/80
	Yo Murphy, vs. New England, 2/3/02

Game, Opponent

5	Derrick Mason, vs. Tennessee, 1/30/00
	Larry Anderson, vs. Pittsburgh, 1/20/80
3	Patrick Pass, vs. New England, 2/3/02

Kickoff Return Yards

Game

81	Yo Murphy, vs. New England, 2/3/02
55	Tony Horne, vs. Tennessee, 1/30/00
47	Eddie Hill, vs. Pittsburgh, 1/20/80

Game, Opponent

162	Larry Anderson, vs. Pittsburgh, 1/20/80
122	Derrick Mason, vs. Tennessee, 1/30/00
85	Patrick Pass, vs. New England, 2/3/02

Longest Kickoff Return

38	Yo Murphy, vs. New England, 2/3/02
27	Eddie Hill, vs. Pittsburgh, 1/20/80

JoJo Natson, vs. New England, 2/3/19

25	Tony Horne, vs. Tennessee, 1/30/00
----	------------------------------------

Longest Kickoff Return, Opponent

45	Larry Anderson, vs. Pittsburgh, 1/20/80
38	Cordarrelle Patterson, vs. New England, 2/3/19

Kickoff Return Average Yardage

Game (3 returns)

15.6	Eddie Hill, vs. Pittsburgh, 1/20/80 (3-47)
13.8	Tony Horne, vs. Tennessee, 1/30/00 (4-55)

Game, Opponent

32.4	Larry Anderson, vs. Pittsburgh, 1/20/80 (5-162)
24.4	Derrick Mason, vs. Tennessee, 1/30/00 (5-122)

Interceptions

Game

1	Four times, most recently by Cory Littleton, 2/3/19
---	---

Game, Opponent

1	Jack Lambert, Pittsburgh, 1/20/80
	Ty Law, vs. New England, 2/3/02
	Otis Smith, vs. New England, 2/3/02
	Stephon Gilmore, vs. New England, 2/3/19

Interception Return Yards Gained

Game

10	Dave Elmendorf, vs. Pittsburgh, 1/20/80
6	Eddie Brown, vs. Pittsburgh, 1/20/80

Game, Opponent

47	Ty Law, vs. New England, 2/3/02
30	Otis Smith, vs. New England, 2/3/02
16	Jack Lambert, vs. Pittsburgh, 1/20/80

Longest Return

10	Dave Elmendorf, vs. Pittsburgh, 1/20/80
6	Eddie Brown, vs. Pittsburgh, 1/20/80

Longest Return, Opponent

47t	Ty Law, New England, 2/3/02
30	Otis Smith, New England, 2/3/02
16	Jack Lambert, vs. Pittsburgh, 1/20/80

Fumble Recoveries

Game, Opponent

1	Terrell Buckley vs. New England, 2/3/02
---	---

Longest Fumble Return

None

Longest Fumble Return, Opponent

15	Terrell Buckley vs. New England, 2/3/02
----	---



Sacks



Game

- 1.0 Leonard Little, vs. New England, 2/3/02
- Grant Wistrom, vs. New England, 2/3/02
- Kevin Carter, vs. Tennessee, 1/30/00
- John Franklin-Myers, vs. New England, 2/3/19**

Game, Opponent

- 2.0 Dont'a Hightower, vs. New England, 2/3/19
- 1.0 Willie McGinest, vs. New England, 2/3/02
- Richard Seymour, vs. New England, 2/3/02
- Bobby Hamilton, vs. New England, 2/3/02
- Jason Fisk, Tennessee, 1/30/00
- J.T. Thomas, Pittsburgh, 1/20/80
- Robin Cole, Pittsburgh, 1/20/80
- Steve Furness, Pittsburgh, 1/20/80
- John Banaszak, Pittsburgh, 1/20/80
- Kyle Van Noy, vs. New England, 2/3/19
- Jonathan Jones, vs. New England, 2/3/19



Blocked Field Goals



Game

- 1 Todd Lyght, vs. Tennessee, 1/30/00



Team Super Bowl Records



Scoring



Most Points

- 23 vs. Tennessee, 1/30/00 (Rams 23, Titans 16)
- 19 vs. Pittsburgh, 1/20/80 (Steelers 31, Rams 19)
- 17 vs. New England, 2/3/02 (Patriots 20, Rams 17)

Most Points, Opponent

- 31 vs. Pittsburgh, 1/20/80 (Steelers 31, Rams 19)
- 20 vs. New England, 2/3/02 (Patriots 20, Rams 17)
- 16 Tennessee, 1/30/00 (Rams 23, Titans 16)

Fewest Points

- 3 vs. New England, 2/3/19 (Patriots 13, Rams 3)
- 17 vs. New England, 2/3/02 (Patriots 20, Rams 17)
- 19 vs. Pittsburgh, 1/20/80 (Steelers 31, Rams 19)

Fewest Points, Opponent

- 13 vs. New England, 2/3/19 (Patriots 13, Rams 3)
- 16 vs. Tennessee, 1/30/00 (Rams, 23, Titans 16)
- 20 vs. New England, 2/3/02 (Patriots 20, Rams 17)

Most Decisive Win

- 7 vs. Tennessee, 1/30/00 (Rams 23, Titans 16)

Most Decisive Loss

- 10 vs. New England, 2/3/19 (Patriots 13, Rams 3)
- 12 vs. Pittsburgh, 1/20/80 (Steelers 31, Rams 19)

Most Points, Both Teams

- 50 vs. Pittsburgh, 1/20/80 (Steelers 31, Rams 19)
- 39 vs. Tennessee, 1/30/00 (Rams 23, Titans 16)
- 37 vs. New England, 2/3/02 (Patriots 20, Rams 17)



First Downs



Most First Downs

- 26 vs. New England, 2/3/02
- 23 vs. Tennessee, 1/30/00
- 16 vs. Pittsburgh, 1/20/80

Most First Downs, Opponent

- 27 vs. Tennessee, 1/30/00
- 22 vs. New England, 2/3/19
- 19 vs. Pittsburgh, 1/20/80

Most First Downs, Both Teams

- 50 vs. Tennessee, 1/30/00
- 41 vs. New England, 2/3/02
- 36 New England, 2/3/19**

Fewest First Downs

- 14 vs. New England, 2/3/19**
- 16 vs. Pittsburgh, 1/20/80
- 23 vs. Tennessee, 1/30/00

Fewest First Downs, Opponent

- 27 Tennessee, 1/30/00
- 22 New England, 2/3/19
- 19 Pittsburgh, 1/20/80

Fewest First Downs, Both Teams

- 35 vs. Pittsburgh, 1/20/80
- 36 vs. New England, 2/3/19**
- 41 vs. New England, 2/3/02

Most First Downs, Rushing

- 7 vs. New England, 2/3/02
- 6 vs. Pittsburgh, 1/20/00
- 2 vs. New England, 2/3/19**

Most First Downs, Rushing, Opponent

- 12 vs. Tennessee, 1/30/00
- 8 vs. Pittsburgh, 1/20/80
- 6 twice, most recently vs. New England, 2/3/19

Fewest First Downs, Rushing

- 1 vs. Tennessee, 1/30/00
- 2 vs. New England, 2/3/19**
- 6 vs. Pittsburgh, 1/20/80
- 7 vs. New England, 2/3/02

Fewest First Downs, Rushing, Opponent

- 6 vs. New England, 2/3/02
- vs. New England, 2/3/19
- 8 vs. Pittsburgh, 1/20/80

Most First Downs, Passing

- 18 vs. Tennessee, 1/30/00

- 16 vs. New England, 2/3/02

- 11 vs. New England, 2/3/19

Most First Downs, Passing, Opponent

- 13 vs. Tennessee, 1/30/00
- 12 vs. New England, 2/3/19
- 10 vs. Pittsburgh, 1/20/80

Fewest First Downs, Passing

- 9 vs. Pittsburgh, 1/20/80
- 11 vs. New England, 2/3/19**
- 16 vs. New England, 2/3/02

Fewest First Downs, Passing, Opponent

- 8 vs. New England, 2/3/02
- 10 vs. Pittsburgh, 1/20/80
- 12 vs. New England, 2/3/19

Most First Downs, Penalty

- 4 vs. Tennessee, 1/30/00
- 3 vs. New England, 2/3/02
- 1 Twice, last vs. New England, 2/3/19**

Most First Downs, Penalty, Opponent

- 4 vs. New England, 2/3/19
- 2 vs. Tennessee, 1/30/00
- 1 Twice, last vs. New England, 2/3/02



Net Yards Gained Rushing/Passing



Most Yards Gained

- 436 vs. Tennessee, 1/30/00
- 427 vs. New England, 2/3/02
- 301 vs. Pittsburgh, 1/20/80

Most Yards Gained, Opponent

- 407 vs. New England, 2/3/19
- 393 vs. Pittsburgh, 1/20/80
- 367 vs. Tennessee, 1/30/00

Most Yards Gained, Both Teams

- 803 vs. Tennessee, 1/30/00 (Rams 436, Titans 367)
- 694 vs. Pittsburgh, 1/20/80 (Rams 301, Steelers 393)
- vs. New England, 2/3/02 (Rams 427, Patriots 267)

Fewest Yards Gained

- 260 vs. New England, 2/3/19**
- 301 vs. Pittsburgh, 1/20/80
- 427 vs. New England, 2/3/02

Fewest Yards Gained, Opponent

- 267 vs. New England, 2/3/02
- 367 vs. Tennessee, 1/30/00
- 393 vs. Pittsburgh, 1/20/80

Fewest Yards Gained, Both Teams

- 694 vs. Pittsburgh, 1/20/80 (Rams 301, Steelers 393)
- vs. New England, 2/3/02 (Rams 427, Patriots 267)
- 667 vs. New England, 2/3/19 (Patriots 407, Rams 260)



Rushing Attempts



Most Rushing Attempts

- 29 vs. Pittsburgh, 1/20/80
- 22 vs. New England, 2/3/02
- 18 vs. New England, 2/3/19

Most Rushing Attempts, Opponent

- 37 vs. Pittsburgh, 1/20/80
- 36 vs. Tennessee, 1/30/00
- 32 vs. New England, 2/3/19

Fewest Rushing Attempts

- 13 vs. Tennessee, 1/30/00
- 18 vs. New England, 2/3/19
- 22 vs. New England, 2/3/02

Fewest Rushing Attempts, Opponent

- 25 vs. New England, 2/3/02
- 32 vs. New England, 2/3/19
- 36 vs. Tennessee, 1/30/00



Rushing Yards



Most Yards Gained Rushing

- 107 vs. Pittsburgh, 1/20/80
- 90 vs. New England, 2/3/02

62	vs. New England, 2/3/19
Most Yards Gained Rushing, Opponents	
159	vs. Tennessee, 1/30/00
154	vs. New England, 2/3/19
133	vs. New England, 2/3/02
Most Yards Gained Rushing, Both Teams	
223	vs. New England, 2/3/02 (Rams 90, Patriots 133)
216	vs. New England, 2/3/19 (Rams 62, Patriots 154)
191	vs. Pittsburgh, 1/20/80 (Rams 107, Steelers 84)
Fewest Yards Gained Rushing	
29	vs. Tennessee, 1/30/00
62	vs. New England, 2/3/19
90	vs. New England, 2/3/02
Fewest Yards Gained Rushing, Opponent	
84	vs. Pittsburgh, 1/20/80
133	vs. New England, 2/3/02
154	vs. New England, 2/3/19
Fewest Yards Gained Rushing, Both Teams	
188	vs. Tennessee, 1/30/00 (Rams 29, Titans 159)
191	vs. Pittsburgh, 1/20/80 (Rams 107, Steelers 84)
216	vs. New England, 2/3/19 (Rams 62, Patriots 154)

LA LA Passing Attempts

Most Passes Attempted	
45	vs. Tennessee, 1/30/00
44	vs. New England, 2/3/02
38	vs. New England, 2/3/19
Most Passes Attempted, Opponent	
36	vs. Tennessee, 1/30/00
35	vs. New England, 2/3/19
27	vs. New England, 2/3/02
Most Passes Attempted, Both Teams	
81	vs. Tennessee, 1/30/00 (Rams 45, Titans 36)
71	vs. New England, 2/3/02 (Rams 44, Patriots 27)
73	vs. New England, 2/3/19 (Rams 38, Patriots 35)
Fewest Passes Attempted	
26	vs. Pittsburgh, 1/20/80
38	vs. New England, 2/3/19
44	vs. New England, 2/3/02
Fewest Passes Attempted, Opponent	
21	vs. Pittsburgh, 1/20/80
27	vs. New England, 2/3/02
35	vs. New England, 2/3/19
Fewest Passes Attempted, Both Teams	
47	vs. Pittsburgh, 1/20/80 (Rams 26, Steelers 21)
71	vs. New England, 2/3/02 (Rams 44, Patriots 27)
73	vs. New England, 2/3/19 (Rams 38, Patriots 35)

LA LA Passing Completions

Most Passes Completed	
28	vs. New England, 2/3/02
24	vs. Tennessee, 1/30/00
19	vs. New England, 2/3/19
Most Passes Completed, Opponent	
22	vs. Tennessee, 1/30/00
21	vs. New England, 2/3/19
16	vs. New England, 2/3/02
Most Passes Completed, Both Teams	
46	vs. Tennessee, 1/30/00 (Rams 24, Titans 22)
44	vs. New England, 2/3/02 (Rams 28, Patriots 16)
40	vs. New England, 2/3/19 (Rams 19, Patriots 21)
Fewest Passes Completed	
16	vs. Pittsburgh, 1/20/80
19	vs. New England, 2/3/19
24	vs. Tennessee, 1/30/00
Fewest Passes Completed, Opponent	
14	vs. Pittsburgh, 1/20/80
16	vs. New England, 2/3/02
21	vs. New England, 2/3/19
Fewest Passes Completed, Both Teams	
30	vs. Pittsburgh, 1/20/80 (Rams 16, Steelers 14)
40	vs. New England, 2/3/19 (Rams 19, Patriots 21)
44	vs. New England, 2/3/02 (Rams 28, Patriots 16)

LA LA Passing Yards

Most Yards Gained, Passing	
407	vs. Tennessee, 1/30/00
337	vs. New England, 2/3/02
229	vs. New England, 2/3/19
Most Yards Gained, Passing, Opponent	
309	vs. Pittsburgh, 1/20/80
262	vs. New England, 2/3/19
208	vs. Tennessee, 1/30/00
Most Yards Gained, Passing, Both Teams	
615	vs. Tennessee, 1/30/00 (Rams 407, Titans 208)
503	vs. Pittsburgh, 1/20/80 (Steelers 309, Rams 194)
491	vs. New England, 2/3/19 (Rams 229, Patriots 262)
Fewest Yards Gained, Passing	
194	vs. Pittsburgh, 1/20/80
229	vs. New England, 2/3/19
337	vs. New England, 2/3/02
Fewest Yards Gained, Passing, Opponent	
134	vs. New England, 2/3/02
208	vs. Tennessee, 1/30/00
262	vs. New England, 2/3/19
Fewest Yards Gained, Passing, Both Teams	
471	vs. New England, 2/3/02 (Rams 337, Patriots 134)
491	vs. New England, 2/3/19 (Rams 229, Patriots 262)
503	vs. Pittsburgh, 1/20/80 (Steelers 309, Rams 194)

LA LA Sacks

Most Sacks	
2.0	vs. New England, 2/3/02
1.0	twice, last vs. New England, 2/3/19
Most Sacks, Opponent	
4.0	vs. Pittsburgh, 1/20/80
	vs. New England, 2/3/19
3.0	vs. New England, 2/3/02

LA LA Sack Yardage

Most Sack Yardage	
11	vs. New England, 2/3/02
9	vs. New England, 2/3/19
6	vs. Tennessee, 1/30/00
Most Sack Yardage, Opponent	
42	vs. Pittsburgh, 1/20/80
31	vs. New England, 2/3/19
28	vs. New England, 2/3/02

LA LA Interceptions

Most Interceptions	
3	vs. Pittsburgh, 1/20/80
1	vs. New England, 2/3/19
Most Interceptions, Opponent	
2	vs. New England, 2/3/02
1	Twice, last vs. New England, 2/3/19

LA LA Interception Return Yards

Most Yards	
21	vs. Pittsburgh, 1/20/80
Most Yards, Opponent	
77	vs. New England, 2/3/02
16	vs. Pittsburgh, 1/20/80

LA LA Punting

Most Punts	
9	vs. New England, 2/3/19
5	vs. Pittsburgh, 1/20/80
4	vs. New England, 2/3/02
Most Punts, Opponent	
8	vs. New England, 2/3/02
5	vs. New England, 2/3/19
3	vs. Tennessee, 1/30/00
Fewest Punts	
2	vs. Tennessee, 1/30/00

4	vs. New England, 2/3/02
5	vs. Pittsburgh, 1/20/80
Fewest Punts, Opponent	
2	vs. Pittsburgh, 1/20/80
3	vs. Tennessee, 1/30/00
5	vs. New England, 2/3/19

 **Punting Average** 

Highest Average Distance (3 punts)	
46.3	vs. New England, 2/3/19
44.0	vs. Pittsburgh, 1/20/80
39.8	vs. New England, 2/3/02
Highest Average Distance, Opponent (3 punts)	
43.1	vs. New England, 2/3/02
43.0	vs. Tennessee, 1/30/00
	vs. New England, 2/3/19

 **Punt Returns** 

Most Punt Returns	
3	vs. New England, 2/3/02
2	vs. Tennessee, 1/30/00
	vs. New England, 2/3/19
Most Punt Returns, Opponent	
4	vs. Pittsburgh, 1/20/80
2	vs. New England, 2/3/19

 **Punt Return Yards Gained** 

Most Yards, Punt Returns	
12	vs. New England, 2/3/19
8	vs. Tennessee, 1/30/00
6	vs. New England, 2/3/02
Most Yards, Punt Returns, Opponent	
31	vs. Pittsburgh, 1/20/80
4	vs. New England, 2/3/02

 **Kickoff Returns** 

Most Kickoff Returns	
6	vs. Pittsburgh, 1/20/80
4	vs. Tennessee, 1/30/00
	vs. New England, 2/3/02
Most Kickoff Returns, Opponent	
5	vs. Pittsburgh, 1/20/80
	vs. Tennessee, 1/30/00
4	vs. New England, 2/3/02

 **Kickoff Return Yards Gained** 

Most Yards, Kickoff Returns	
82	vs. New England, 2/3/02
79	vs. Pittsburgh, 1/20/80
55	vs. Tennessee, 1/30/00
Most Yards, Kickoff Returns, Opponent	
162	vs. Pittsburgh, 1/20/80
122	vs. Tennessee, 1/30/00
100	vs. New England, 2/3/02

 **Fumbles** 

Most Fumbles	
2	vs. Tennessee, 1/30/00
	vs. New England, 2/3/02
Most Fumbles, Opponent	
1	vs. Tennessee, 1/30/00

 **Fumbles Lost** 

Most Fumbles Lost	
1	vs. New England, 2/3/02

 **Penalties** 

Most Penalties	
9	vs. New England, 2/3/19
8	vs. Tennessee, 1/30/00
2	vs. Pittsburgh, 1/30/00
Most Penalties, Opponent	
7	Tennessee, 1/30/00
6	Pittsburgh, 1/20/80
Fewest Penalties	
2	vs. Pittsburgh, 1/20/80
8	vs. Tennessee, 1/30/00
Fewest Penalties, Opponent	
3	vs. New England, 2/3/19
6	Pittsburgh, 1/20/80

 **Penalty Yards** 

Most Yards Penalized	
65	vs. New England, 2/3/19
60	vs. Tennessee, 1/30/00
Most Yards Penalized, Opponent	
65	Pittsburgh, 1/20/80
45	Tennessee, 1/30/00
Fewest Yards Penalized	
26	vs. Pittsburgh, 1/20/80
60	vs. Tennessee, 1/30/00
Fewest Yards Penalized, Opponent	
20	New England, 2/3/19
45	Tennessee, 1/30/00



Rams Postseason Big Days



Bold denotes player active with Rams
Italics denotes rookie



Postseason Big Days Rushing (100-plus yards)



Yards	Player/Opponent	Date	Carries/TDs
248	Eric Dickerson vs. Dallas	Jan. 4, 1986	(34 carries, 2 TD)
202	Lawrence McCutcheon vs. St. Louis	Dec. 27, 1975	(37 carries, 0 TD)
159	Marshall Faulk vs. Philadelphia	Jan. 27, 2002	(31 carries, 2 TD)
158	Eric Dickerson at Washington	Dec. 28, 1986	(26 carries, 0 TD)
128	Lawrence McCutcheon at Minnesota	Dec. 26, 1976	(26 carries, 1 TD)
124	Greg Bell at Minnesota	Dec. 26, 1988	(27 carries, 1 TD)
123	C.J. Anderson vs. Dallas	Jan. 12, 2019	(23 carries, 2 TD)
115	Todd Gurley II vs. Dallas	Jan. 12, 2019	(16 carries, 1 TD)
107	Eric Dickerson vs. New York Giants	Dec. 23, 1984	(23 carries, 1 TD)
106	Cullen Bryant at Tampa Bay	Jan. 6, 1980	(18 carries, 0 TD)
102	Lawrence McCutcheon vs. Minnesota	Dec. 26, 1977	(16 carries, 0 TD)
101	Jim Gillette vs. Washington	Dec. 16, 1945	(17 carries, 0 TD)
101	Todd Gurley II vs. Atlanta	Jan. 6, 2018	(14 carries, 0 TD)
100	Cullen Bryant vs. Minnesota	Dec. 31, 1978	(27 carries, 1 TD)



Career 100-plus Yard Postseason Rushing Games



Games	Player	Record	Games	Player	Record
3	Eric Dickerson	1-2	1	Marshall Faulk	1-0
3	Lawrence McCutcheon	1-2	1	Jim Gillette	1-0
2	Cullen Bryant	2-0	1	C.J. Anderson	1-0
2	Todd Gurley II	1-1	1	Greg Bell	0-1



Postseason Big Days Passing (300-plus yards)



Yards	Player/Opponent	Date	Att./Comp.. TDs. Ints.
414	Kurt Warner vs. Tennessee (SB XXXIV)	Jan. 30, 2000	(24 / 45, 2 TD, 0 Int)
391	Kurt Warner vs. Minnesota	Jan. 16, 2000	(27 / 33, 5 TD, 1 Int)
365	Kurt Warner at New Orleans	Dec. 30, 2000	(24 / 40, 3 TD, 3 Int)
365	Kurt Warner vs. New England (SB XXXVI)	Feb. 3, 2002	(28 / 44, 1 TD, 2 Int)
332	Marc Bulger vs. Carolina	Jan. 10, 2004	(27 / 46, 0 TD, 3 Int)
315	Jim Everett at New York Giants	Jan. 7, 1990	(25 / 44, 2 TD, 1 Int)
313	Marc Bulger at Seattle	Jan. 8, 2005	(18 / 32, 2 TD, 1 Int)
312	Bob Waterfield at Cleveland	Dec. 24, 1950	(18 / 31, 1 TD, 4 Int)



Career 300-Plus Yard Postseason Passing Games



Games	Player	Record	Games	Player	Record
4	Kurt Warner	2-2	1	Jim Everett	1-0
2	Marc Bulger	1-1	1	Bob Waterfield	1-0



Postseason Big Days Receiving (100-plus yards)



Yards	Player/Opponent	Date	Receptions, TDs
198	Tom Fears vs. Chicago	Dec. 17, 1950	(7 receptions, 3 TD)
162	Isaac Bruce vs. Tennessee (SB XXXIV)	Jan. 30, 2000	(6 receptions, 1 TD)
146	Tom Fears vs. Cleveland	Dec. 23, 1951	(4 receptions, 1 TD)
142	Robert Woods, vs. Atlanta	Jan. 6, 2018	(9 receptions, 0 TD)
139	Harold Jackson at Minnesota	Dec. 29, 1974	(3 receptions, 1 TD)
136	Tom Fears at Cleveland	Dec. 24, 1950	(9 receptions, 0 TD)
133	Isaac Bruce vs. Minnesota	Jan. 16, 2000	(4 receptions, 1 TD)
128	Kevin Curtis at Atlanta	Jan. 15, 2005	(7 receptions, 1 TD)
127	Isaac Bruce at New Orleans	Dec. 30, 2000	(7 receptions, 1 TD)
125	Jim Benton vs. Washington	Dec. 16, 1945	(9 receptions, 1 TD)
125	Henry Ellard at New York Giants	Dec. 7, 1990	(8 receptions, 0 TD)
120	Brandin Cooks, vs. New England (SB LIII)	Feb. 3, 2019	(8 receptions, 0 TD)
117	Preston Dennard at Dallas	Dec. 28, 1980	(6 receptions, 1 TD)
116	Skeet Quinlan vs. Cleveland	Dec. 26, 1955	(5 receptions, 1 TD)
116	Harold Jackson at Dallas	Dec. 19, 1976	(6 receptions, 0 TD)
116	Isaac Bruce vs. Carolina	Jan. 10, 2004	(7 receptions, 0 TD)
109	Torry Holt vs. Tennessee (SB XXXIV)	Jan. 30, 2000	(7 receptions, 1 TD)
108	Ron Jessie vs. Minnesota	Dec. 31, 1978	(6 receptions, 1 TD)
108	Torry Holt at Seattle	Jan. 8, 2005	(6 receptions, 1 TD)
107	Kevin Curtis at Seattle	Jan. 8, 2005	(4 receptions, 0 TD)
107	Brandin Cooks at New Orleans	Jan. 20, 2019	(7 receptions, 0 TD)
100	Ricky Proehl vs. Tampa Bay	Jan. 23, 2000	(6 receptions, 1 TD)



Career 100-plus Yard Postseason



Games	Player	Record	Games	Player	Record
4	Isaac Bruce	2-2	1	Robert Woods	0-1
3	Tom Fears	2-1	1	Jim Benton	1-0
2	Brandin Cooks	1-1	1	Preston Dennard	0-1
2	Kevin Curtis	1-1	1	Henry Ellard	1-0
2	Torry Holt	2-0	1	Ricky Proehl	1-0
2	Harold Jackson	1-1	1	Skeet Quinlan	0-1



Rams Postseason Longest Plays



Longest Rushing Plays



1.	65	Eric Dickerson at Washington	Dec. 28, 1986
2.	55t	Eric Dickerson vs. Dallas	Jan. 4, 1986
3.	54	Greg Bell, at Philadelphia	Dec. 31, 1989
4.	47	Skeet Quinlan at Detroit	Dec. 21, 1952
5.	39	Wendell Tyler vs. Pittsburgh	Jan. 20, 1980
6.	38	Marshall Faulk vs. Green Bay	Jan. 20, 2002
7t.	35	Wendell Tyler vs. Dallas	Dec. 30, 1979
7t.	35t	Todd Gurley II vs. Dallas	Jan. 12, 2019
9.	33	Todd Gurley II vs. Atlanta	Jan. 6, 2018
10.	31	Marshall Faulk vs. Philadelphia	Jan. 27, 2002



Longest Passing Plays



1.	82t	Bob Waterfield to Glenn Davis at Cleveland	Dec. 24, 1950
2.	77t	Kurt Warner to Isaac Bruce vs. Minnesota	Jan. 16, 2000
3.	73t	Norm Van Brocklin to Tom Fears vs. Cleveland	Dec. 23, 1951
4.	73t	James Harris to Harold Jackson at Minnesota	Dec. 29, 1974
5.	73t	Kurt Warner to Isaac Bruce vs. Tennessee (SB XXXIV)	Jan. 16, 2000
6.	68t	Bob Waterfield to Tom Fears vs. Chicago	Dec. 17, 1950
7.	67	Norm Van Brocklin to Skeet Quinlan vs. Cleveland	Dec. 26, 1955
8.	66t	Ron Jaworski to Harold Jackson vs. St. Louis	Dec. 29, 1975
9.	65	Vince Ferragamo to Willie Miller at Dallas	Jan. 7, 1979



Longest Punt Returns



1.	65	Az-Zahir Hakim at New Orleans	Dec. 30, 2000
2.	57t	Verda (V.T.) Smith at Detroit	Dec. 21, 1952
3.	37	Eddie Brown at Tampa Bay	Jan. 6, 1980
4.	34	Az-Zahir Hakim vs. Minnesota	Jan. 16, 2000
5.	32	Clifford Hicks at Minnesota	Dec. 26, 1988
6.	30	Jim Bertelsen at Dallas	Dec. 23, 1973



Longest Kickoff Returns



1.	95t	Tony Horne vs. Minnesota	Jan. 16, 2000
2.	46	Robert Delpino at San Francisco	Jan. 14, 1990
3.	43	Woodley Lewis vs. Cleveland	Dec. 26, 1955
4.	43	Yo Murphy vs. Philadelphia	Jan. 27, 2002
5.	41	Cullen Bryant at Dallas	Dec. 23, 1973
6.	38	Ron Brown at New York Giants	Jan. 7, 1990
7.	38	Yo Murphy vs. New England (SB XXXVI)	Feb. 3, 2002
8.	37	Henry Ellard at Washington	Jan. 1, 1984
9.	36	Tony Horne vs. Minnesota	Jan. 16, 2000



Longest Interception Returns



1.	94	LeRoy Irvin at Dallas	Dec. 26, 1983
2.	65t	Bill Simpson vs. St. Louis	Dec. 27, 1975
3.	59t	Isiah Robertson at Dallas	Dec. 23, 1973
4.	47t	Jack Youngblood vs. St. Louis	Dec. 27, 1975



Los Angeles Rams 2020 Media Guide

Game Records



Home and Away Records



HOME



AWAY



Year	W	L	T	Pct.	Home Stadium
1937	0	5	0	0.000	League Park
1938	2	2	0	0.500	League Park/Shaw Stadium
1939#	3	2	1	0.583	Municipal Stadium
1940	3	1	1	0.700	Municipal Stadium
1941*%	1	4	0	0.200	Municipal Stadium
1942	3	2	0	0.600	Municipal Stadium
1944	1	2	0	0.333	League Park
1945	4	0	0	1.000	League Park/Shaw Stadium
1946	3	2	0	0.600	Memorial Coliseum
1947	3	3	0	0.500	Memorial Coliseum
1948	3	2	1	0.583	Memorial Coliseum
1949	5	1	0	0.833	Memorial Coliseum
1950	5	1	0	0.833	Memorial Coliseum
1951	5	2	0	0.667	Memorial Coliseum
1952	5	1	0	0.833	Memorial Coliseum
1953	5	1	0	0.833	Memorial Coliseum
1954	3	2	1	0.583	Memorial Coliseum
1955	5	1	0	0.833	Memorial Coliseum
1956	4	2	0	0.667	Memorial Coliseum
1957	5	1	0	0.833	Memorial Coliseum
1958	4	2	0	0.667	Memorial Coliseum
1959	0	6	0	0.000	Memorial Coliseum
1960	2	3	1	0.417	Memorial Coliseum
1961	4	3	0	0.571	Memorial Coliseum
1962	0	7	0	0.000	Memorial Coliseum
1963	3	4	0	0.429	Memorial Coliseum
1964	3	2	2	0.571	Memorial Coliseum
1965	3	4	0	0.429	Memorial Coliseum
1966	5	2	0	0.714	Memorial Coliseum
1967	5	1	1	0.786	Memorial Coliseum
1968	5	2	0	0.714	Memorial Coliseum
1969	5	2	0	0.714	Memorial Coliseum
1970	3	3	1	0.500	Memorial Coliseum
1971	4	2	1	0.643	Memorial Coliseum
1972	4	3	0	0.571	Memorial Coliseum
1973	7	0	0	1.000	Memorial Coliseum
1974	6	1	0	0.857	Memorial Coliseum
1975	6	1	0	0.857	Memorial Coliseum
1976	5	2	0	0.714	Memorial Coliseum
1977	7	0	0	1.000	Memorial Coliseum
1978	6	2	0	0.750	Memorial Coliseum
1979	4	4	0	0.500	Memorial Coliseum
1980	6	2	0	0.750	Anaheim Stadium
1981	4	4	0	0.500	Anaheim Stadium
1982	1	4	0	0.200	Anaheim Stadium
1983	5	3	0	0.625	Anaheim Stadium
1984	5	3	0	0.625	Anaheim Stadium
1985	6	2	0	0.750	Anaheim Stadium
1986	6	2	0	0.750	Anaheim Stadium
1987	3	4	0	0.429	Anaheim Stadium
1988	4	4	0	0.500	Anaheim Stadium
1989	6	2	0	0.750	Anaheim Stadium
1990	2	6	0	0.250	Anaheim Stadium
1991	2	6	0	0.250	Anaheim Stadium
1992	4	4	0	0.500	Anaheim Stadium
1993	3	5	0	0.375	Anaheim Stadium
1994	3	5	0	0.375	Anaheim Stadium
1995	4	4	0	0.500	Busch Stadium/Trans World Dome
1996	4	4	0	0.500	Trans World Dome
1997	2	6	0	0.250	Trans World Dome
1998	2	6	0	0.250	Trans World Dome
1999	8	0	0	1.000	Trans World Dome
2000	5	3	0	0.625	Trans World Dome
2001	6	2	0	0.750	Dome at America's Center
2002	6	2	0	0.750	Edward Jones Dome
2003	8	0	0	1.000	Edward Jones Dome
2004	6	2	0	0.750	Edward Jones Dome
2005	3	5	0	0.375	Edward Jones Dome
2006	4	4	0	0.500	Edward Jones Dome
2007	1	7	0	0.125	Edward Jones Dome
2008	1	7	0	0.125	Edward Jones Dome
2009	0	8	0	0.000	Edward Jones Dome
2010	5	3	0	0.625	Edward Jones Dome
2011	1	7	0	0.125	Edward Jones Dome
2012*^	4	4	0	0.500	Edward Jones Dome
2013	5	3	0	0.625	Edward Jones Dome
2014	3	5	0	0.375	Edward Jones Dome
2015	5	3	0	0.625	Edward Jones Dome
2016*\$	1	7	0	0.125	Memorial Coliseum
2017*&	4	4	0	0.500	Memorial Coliseum
2018	7	1	0	0.875	Memorial Coliseum
2019*~	5	3	0	0.625	Memorial Coliseum
Totals	319	249	10	0.552	

Year	W	L	T	Pct.	Overall W-L-T
1937	1	5	0	0.167	1-10-0
1938*+	2	5	0	0.286	4-7-0
1939	2	3	0	0.400	5-5-1
1940	1	5	0	0.167	4-6-1
1941	1	5	0	0.167	2-9-0
1942*^	2	4	0	0.333	5-6-0
1944	3	4	0	0.429	4-6-0
1945	5	1	0	0.833	9-1-0
1946	3	2	1	0.583	6-4-1
1947	3	3	0	0.500	6-6-0
1948	3	3	0	0.500	6-5-1
1949	3	1	2	0.667	8-2-2
1950	4	2	0	0.667	9-3-0
1951	3	2	0	0.667	8-4-0
1952	4	2	0	0.667	9-3-0
1953	3	2	1	0.583	8-3-1
1954	3	3	0	0.500	6-5-1
1955	3	2	1	0.583	8-3-1
1956	0	6	0	0.000	4-8-0
1957	1	5	0	0.167	6-6-0
1958	4	2	0	0.667	8-4-0
1959	2	4	0	0.333	2-10-0
1960	2	4	0	0.333	4-7-1
1961	0	7	0	0.000	4-10-0
1962	1	5	1	0.214	1-12-1
1963	2	5	0	0.286	5-9-0
1964	2	5	0	0.286	5-7-2
1965	1	6	0	0.143	4-10-0
1966	3	4	0	0.429	8-6-0
1967	6	0	1	0.929	11-1-2
1968	5	1	1	0.786	10-3-1
1969	6	1	0	0.857	11-3-0
1970	6	1	0	0.857	9-4-1
1971	4	3	0	0.571	8-5-1
1972	2	4	1	0.357	6-7-1
1973	5	2	0	0.714	12-2-0
1974	4	3	0	0.571	10-4-0
1975	6	1	0	0.857	12-2-0
1976	5	1	1	0.786	10-3-1
1977	3	4	0	0.429	10-4-0
1978	6	2	0	0.750	12-4-0
1979	5	3	0	0.625	9-7-0
1980	5	3	0	0.625	11-5-0
1981	2	6	0	0.250	6-10-0
1982	1	3	0	0.250	2-7-0
1983	4	4	0	0.500	9-7-0
1984	5	3	0	0.625	10-6-0
1985	5	3	0	0.625	11-5-0
1986	4	4	0	0.500	10-6-0
1987	3	5	0	0.375	6-9-0
1988	6	2	0	0.750	10-6-0
1989	5	3	0	0.625	11-5-0
1990	3	5	0	0.375	5-11-0
1991	1	7	0	0.125	3-13-0
1992	2	6	0	0.250	6-10-0
1993	2	6	0	0.250	5-11-0
1994	1	7	0	0.125	4-12-0
1995	3	5	0	0.375	7-9-0
1996	2	6	0	0.250	6-10-0
1997	3	5	0	0.375	5-11-0
1998	2	6	0	0.250	4-12-0
1999	5	3	0	0.625	13-3-0
2000	5	3	0	0.625	10-6-0
2001	8	0	0	1.000	14-2-0
2002	1	7	0	0.125	7-9-0
2003	4	4	0	0.500	12-4-0
2004	2	6	0	0.250	8-8-0
2005	3	5	0	0.375	6-10-0
2006	4	4	0	0.500	8-8-0
2007	2	6	0	0.250	3-13-0
2008	1	7	0	0.125	2-14-0
2009	1	7	0	0.125	1-15-0
2010	2	6	0	0.250	7-9-0
2011	1	7	0	0.125	2-14-0
2012	3	4	1	0.438	7-8-1
2013	2	6	0	0.286	7-9-0
2014	3	5	0	0.375	6-10-0
2015	2	6	0	0.250	7-9-0
2016	3	5	0	0.375	4-12-0
2017	7	1	0	0.875	11-5-0
2018	6	2	0	0.750	13-3-0
2019	4	4	1	0.500	9-7-0
Totals	258	320	11	0.448	577-569-21

* Record includes neutral site game
 # Rams played Philadelphia in Colorado Springs and were the home team
 % Rams played Pittsburgh in Akron and were the home team
 ^ Rams played New England in London and were the home team
 \$ Rams played New York Giants in London and were the home team
 & Rams played Arizona in London and were the home team
 ~ Rams played Cincinnati in London and were the home team

* Record includes neutral site game
 + Rams played Pittsburgh in New Orleans and were the road team
 ^ Rams played Chicago Cardinals in Buffalo and were the road team



Month-To-Month Records



	AUG. W-L-T	SEPT. W-L-T	OCT. W-L-T	NOV. W-L-T	DEC. W-L-T	JAN. W-L-T	FEB. W-L-T	SEASON W-L-T
1937		1-2	0-5	0-3				1-10
1938		0-3	3-1	0-3	1-0			4-7
1939		0-2	2-2-1	2-1	1-0			5-5-1
1940		1-1	1-3	2-2	0-0-1			4-6-1
1941		2-1	0-4	0-4				2-9
1942		2-1	1-3	2-2				5-6
1944		1-0	2-2	1-3	0-1			4-6
1945		1-0	3-1	4-0	2-0 *			10-1 *
1946		0-1	2-1-1	2-2	2-0			6-4-1
1947		1-0	2-2	1-4	2-0			6-6
1948		1-0	1-3-1	2-2	2-0			6-5-1
1949		1-0	5-0	1-1-2	1-2 *			8-3-2 *
1950		1-1	4-1	3-1	2-1 *			10-4 *
1951		1-0	2-2	3-1	3-1 *			9-4 *
1952		0-1	2-2	5-0	2-1 *			9-4 *
1953		1-0	3-1	2-2-1	2-0			8-3-1
1954		1-0	1-3-1	3-1	1-1			6-5-1
1955		1-0	3-2	2-1-1	2-1 *			8-4-1 *
1956		1-0	0-4	1-3	2-1			4-8
1957		1-0	1-3	2-2	2-1			6-6
1958		0-1	2-2	4-1	2-0			8-4
1959		0-1	2-2	0-5	0-2			2-10
1960		0-1	1-3-1	2-1	1-2			4-7-1
1961		0-2	1-4	2-2	1-2			4-10
1962		0-3	1-3	0-3-1	0-3			1-12-1
1963		0-3	2-2	2-2	1-2			5-9
1964		2-0-1	2-2	1-4	0-1-1			5-7-2
1965		1-1	0-5	1-3	2-1			4-10
1966		3-1	1-3	3-1	1-1			8-6
1967		2-0	2-1-2	4-0	3-1 *			11-2-2 *
1968		3-0	3-1	3-0-1	1-2			10-3-1
1969		2-0	4-0	5-0	0-4 *			11-4 *
1970		2-0	2-2	3-1-1	2-1			9-4-1
1971		0-1-1	4-1	2-2	2-1			8-5-1
1972		1-0-1	3-2	1-3	1-2			6-7-1
1973		3-0	3-1	3-1	3-1 *			12-3 *
1974		2-1	3-1	3-1	3-2 *			11-5 *
1975		1-1	4-0	4-1	4-0 *	0-1 *		13-3 *
1976		2-0-1	4-1	2-2	3-1 *			11-4-1 *
1977		1-1	3-2	4-0	2-2 *			10-5 *
1978		4-0	3-2	3-1	3-1 *	0-1 *		13-5 *
1979		3-2	1-3	3-1	2-1 *	1-1 *		11-8 *
1980		2-2	3-1	4-1	3-2 *			11-6 *
1981		2-2	2-2	1-4	1-2			6-10
1982		0-2	strike	1-1	0-4	1-0		2-7
1983		2-2	3-2	3-1	2-2 *	0-1 *		10-8 *
1984		3-2	2-2	3-1	2-2 *			10-7 *
1985		4-0	3-1	2-2	2-2	1-1 *		12-6 *
1986		3-1	3-1	3-2	1-3 *			10-7 *
1987		0-2	1-3	3-2	2-2			6-9
1988		4-0	3-2	0-4	3-1 *			10-7 *
1989		3-0	2-3	3-1	4-1 *	1-1 *		13-6 *
1990		1-2	1-3	2-2	1-4			5-11
1991		2-3	1-2	0-4	0-4			3-13
1992		2-2	1-2	1-4	2-2			6-10
1993		2-2	0-4	1-2	1-3	1-0		5-11
1994		2-2	1-3	1-3	0-4			4-12
1995		4-0	1-3	1-3	1-3			7-9
1996		1-3	1-3	1-3	3-1			6-10
1997	1-0	1-3	0-3	1-4	2-1			5-11
1998		1-3	1-2	1-4	1-3			4-12
1999		2-0	4-1	3-1	4-0	3-1 *		16-3 *
2000		4-0	3-1	1-3	2-3 *			10-7 *
2001		3-0	3-1	2-1	5-0	3-0 *	0-1 *	16-3 *
2002		0-4	2-1	3-1	2-3			7-9
2003		2-2	3-0	4-1	3-1	0-1 *		12-5 *
2004		1-2	3-1	1-3	2-2	2-1 *		9-9 *
2005		2-1	2-3	1-2	0-4	1-0		6-10
2006		2-1	2-2	1-3	3-2			8-8
2007		0-4	0-4	2-1	1-4			3-13
2008		0-4	2-1	0-5	0-4			2-14
2009		0-3	0-4	1-3	0-4	0-1		1-15
2010		1-2	3-2	1-2	2-2	0-1		7-9
2011		0-3	1-3	1-3	0-4	0-1		2-14
2012		2-2	1-3	1-1-1	3-2			7-8-1
2013		1-3	2-2	2-1	2-3			7-9
2014		1-2	1-3	3-2	1-3			6-10
2015		1-2	2-1	1-4	3-1	0-1		7-9
2016		2-1	1-3	1-3	0-4	0-1		4-12
2017		2-1	3-1	3-1	3-2	0-1 *		11-6 *
2018		4-0	4-0	2-1	3-2	2-0 *	0-1 *	15-4 *
2019		3-1	2-2	1-2	3-2			9-7
Reg. Season	1-0	122-103-4	162-169-7	160-165-8	127-126-2	5-6		577-569-21
Postseason	-	-	-	-	10-15	11-9	0-2	21-26
Total	1-0	122-103-4	162-169-7	160-165-8	137-141-2	16-15	0-2	598-595-21

* Denotes there was a postseason game played in that month/season

Please note there were no games played during the 1943 season as operation was suspended/World War II



Rams Overtime Games



The Rams have played in 32 overtime games, 29 in the regular season and three in the playoffs, since the NFL adopted the extra period in 1974. The Rams have a 16-14-2 record overall in overtime games.

	Score by Quarters					OT	Total	Winning Score
	1	2	3	4				
Oct. 12, 1975 at San Diego (San Diego Stadium, Win)								
Chargers	0	0	10	0	0	10	Dempsey 22-yard field goal	
Rams	0	3	7	0	3	13		
Sept. 19, 1976 at Minnesota (Metropolitan Stadium, Tie)								
Vikings	0	3	0	7	0	10		
Rams	0	0	0	10	0	10		
Dec. 2, 1979 vs. Minnesota (Memorial Coliseum, Win)								
Rams	7	7	7	0	6	27	Cromwell 5-yard run	
Minnesota	7	7	0	7	0	21		
Dec. 7, 1980 at Buffalo (Rich Stadium, Loss)								
Bills	0	0	7	0	3	10	Mike-Mayer 30-yard field goal	
Rams	0	0	7	0	0	7		
Dec. 21, 1980 vs. Atlanta (Anaheim Stadium, Win)								
Rams	3	0	14	0	3	20	Corral 23-yard field goal	
Falcons	7	7	0	3	0	17		
Sept. 25, 1983 at New York Jets (Shea Stadium, Loss)								
New York Jets	7	7	7	3	3	27	Leahy 22-yard field goal	
Rams	14	0	3	7	0	24		
Oct. 5, 1986 vs. Tampa Bay (Anaheim Stadium, Win)								
Rams	14	3	0	3	6	26	Dickerson 42-yard run	
Buccaneers	0	10	7	3	0	20		
Dec. 14, 1986 vs. Miami (Anaheim Stadium, Loss)								
Dolphins	0	21	7	3	6	37	Duper 20-yard pass from Marino	
Rams	0	7	14	10	0	31		
Nov. 5, 1989 at Minnesota (Hubert Humphery Metrodome, Loss)								
Vikings	3	9	6	3	2	23	Safety, Merriweather blocked punt	
Rams	7	0	0	14	0	21		
Nov. 26, 1989 at New Orleans (Louisiana Superdome, Win)								
Saints	7	3	7	0	0	17	Lansford 31-yard field goal	
Rams	0	3	0	14	3	20		
Jan. 7, 1990 at New York Giants (Giants Stadium, Win) NFC Divisional Playoff Game								
New York Giants	6	0	7	0	0	13	Anderson 30-yard pass from Everett	
Rams	0	7	0	6	6	19		
Oct. 7, 1990 vs. Cincinnati (Anaheim Stadium, Loss)								
Rams	0	7	14	10	0	31	Breech 44-yard	
Bengals	14	7	7	3	3	34		
Sept. 29, 1996 at Arizona (Sun Devil Stadium, Loss)								
Cardinals	0	14	0	14	3	31	Davis 24-yard field goal	
Rams	7	14	7	0	0	28		
Oct. 27, 1996 at Baltimore (Memorial Stadium, Loss)								
Ravens	0	6	11	14	6	37	Jackson 22-yard pass from Testaverde	
Rams	7	6	7	11	0	31		
Sept. 9, 2001 at Philadelphia (Veterans Stadium, Win)								
Eagles	3	0	0	14	0	17	Wilkins 26-yard field goal	
Rams	7	7	3	0	3	20		
Sept. 14, 2003 vs. San Francisco (Edward Jones Dome, Win)								
Rams	7	0	7	10	3	27	Wilkins 28-yard field goal	
49ers	7	3	7	7	0	24		
Nov. 23, 2003 at Arizona (Sun Devil Stadium, Win)								
Cardinals	0	10	7	10	0	27	Wilkins 49-yard field goal	
Rams	14	3	7	3	3	30		
Jan. 10, 2004 vs. Carolina (Edward Jones Dome, Loss) NFC Divisional Playoff Game - 2 OT								
Panthers	0	10	6	7	0	6	29	Smith 69-yard pass from Delhomme
Rams	3	6	3	11	0	0	23	
Sept. 26, 2004 vs. New Orleans (Edward Jones Dome, Loss)								
Rams	7	3	0	15	0	25	Carney 31-yard field goal	
Saints	0	13	3	9	3	28		
Oct. 10, 2004 at Seattle (Qwest Field, Win)								
Seahawks	7	17	0	3	0	27	McDonald 52-yard pass from Bulger	
Rams	0	7	3	17	6	33		



Rams Overtime Games



	Score by Quarters					OT	Total	Winning Score
	1	2	3	4				
Jan., 2, 2005 vs. New York Jets (Edward Jones Dome, Win)								
Rams	0	14	7	8	3	32	Wilkins 31-yard field goal	
New York Jets	3	7	16	3	0	29		
Nov. 27, 2005 at Houston (Reliant Stadium, Win)								
Texans	7	17	0	3	0	27	Curtis 56-yard pass from Fitzpatrick	
Rams	0	3	7	17	6	33		
Dec. 24, 2006 vs. Washington (Edward Jones Dome, Win)								
Redskins	7	14	7	3	0	31	Jackson 21-yard run	
Rams	0	14	14	3	6	37		
Oct. 18, 2009 at Jacksonville (Municipal Stadium, Loss)								
Jaguars	6	0	0	14	3	23	Scobee 36-yard field goal	
Rams	7	3	0	10	0	20		
Nov. 14, 2010 at San Francisco (Candlestick Park, Loss)								
49ers	7	3	0	10	3	23	Nedney 29-yard field goal	
Rams	3	7	7	3	0	20		
Nov. 6, 2011 at Arizona (University of Phoenix Stadium, Loss)								
Cardinals	3	0	3	7	6	19	Peterson 99-yard punt return	
Rams	3	6	4	0	0	13		
Nov. 11, 2012 at San Francisco (Candlestick Park, Tie)								
49ers	0	7	0	17	0	24		
Rams	14	0	3	7	0	24		
Dec. 2, 2012 vs. San Francisco (Edward Jones Dome, Win)								
Rams	0	0	2	11	3	16	Zuerlein 54-yard field goal	
49ers	7	0	0	6	0	13		
Sept. 13, 2015 vs. Seattle (Edward Jones Dome, Win)								
Rams	0	10	14	7	3	34	Zuerlein 37-yard field goal	
Seahawks	7	3	3	18	0	31		
Nov. 8, 2015 at Minnesota (TCF Bank Stadium, Loss)								
Vikings	10	0	8	0	3	21	Walsh 40-yard field goal	
Rams	6	9	0	3	0	18		
Jan. 3, 2016 at San Francisco (Levi's Stadium, Loss)								
49ers	0	10	3	3	3	19	Dawson 23-yard field goal	
Rams	3	13	0	0	0	16		
Jan. 20, 2019 at New Orleans (Mercedes-Benz Superdome, Win) NFC Championship Game								
Saints	13	0	7	3	0	23	Zuerlein 57-yard field goal	
Rams	0	10	7	6	3	26		



Rams In Primetime



Rams on Monday Night



Year	Date	Opponent	Network	Score	W/L	Attendance
1968	Sept. 16	at St. Louis	--	24-13	W	49,757
1970	Oct. 26	at Minnesota	(ABC)	3-13	L	47,900
	Dec. 14	vs. Detroit	(ABC)	23-28	L	79,441
1971	Nov. 8	at Baltimore	(ABC)	17-24	L	57,722
	Dec. 13	vs. Washington	(ABC)	24-38	L	80,402
1972	Dec. 4	at San Francisco	(ABC)	26-16	W	61,214
1973	Dec. 10	vs. New York Gaints	(ABC)	40-6	W	73,328
1974	Nov. 4	at San Francisco	(ABC)	15-13	W	57,502
	Dec. 9	vs. Washington	(ABC)	17-23	L	87,313
1975	Nov. 3	at Philadelphia	(ABC)	42-3	W	64,601
1976	Oct. 11	vs. San Francisco	(ABC)	0-16	L	80,532
	Nov. 8	at Cincinnati	(ABC)	12-20	L	52,480
1977	Oct. 10	at Chicago	(ABC)	23-24	L	51,412
	Oct. 24	vs. Minnesota	(ABC)	35-3	W	62,414
1978	Oct. 30	at Atlanta	(ABC)	7-15	L	57,250
	Dec. 11	vs. Cincinnati	(ABC)	19-20	L	47,471
1979	Nov. 19	vs. Atlanta	(ABC)	20-14	W	54,097
1980	Nov. 24	at New Orleans	(ABC)	27-7	W	53,448
	Dec. 15	vs. Dallas	(ABC)	38-14	W	65,154
1981	Sept. 28	at Chicago	(ABC)	24-7	W	62,461
	Dec. 14	vs. Atlanta	(ABC)	21-16	W	57,054
1983	Nov. 14	at Atlanta	(ABC)	36-13	W	31,203
1984	Sept. 3	vs. Dallas	(ABC)	13-20	L	65,403
	Oct. 22	at Atlanta	(ABC)	24-10	W	52,861
1985	Sept. 23	at Seattle	(ABC)	35-24	W	63,292
	Dec. 9	at San Francisco	(ABC)	27-20	W	60,581
	Dec. 23	vs. Los Angeles Raiders	(ABC)	6-16	L	66,676
1986	Nov. 3	at Chicago	(ABC)	20-17	W	64,877
1987	Oct. 26	at Cleveland	(ABC)	17-30	L	76,933
	Nov. 23	at Washington	(ABC)	30-26	W	53,614
	Dec. 21	vs. Dallas	(ABC)	21-29	L	64,949
1988	Dec. 5	vs. Chicago	(ABC)	23-3	W	65,579
1989	Oct. 16	at Buffalo	(ABC)	20-23	L	76,231
	Dec. 11	vs. San Francisco	(ABC)	27-30	L	67,959
1990	Oct. 29	at Pittsburgh	(ABC)	10-41	L	56,466
	Dec. 17	vs. San Francisco	(ABC)	10-26	L	65,619
	Dec. 31	at New Orleans	(ABC)	17-20	L	68,647
1991	Nov. 25	vs. San Francisco	(ABC)	10-33	L	61,881
2000	Sept. 4	vs. Denver	(ABC)	41-36	W	65,956
	Nov. 20	vs. Washington	(ABC)	20-33	L	66,087
	Dec. 18	at Tampa Bay	(ABC)	35-38	L	65,563
2001	Oct. 8	at Detroit	(ABC)	35-0	W	77,765
	Nov. 26	vs. Tampa Bay	(ABC)	17-24	L	66,198
	Dec. 17	at New Orleans	(ABC)	34-21	W	70,332
2002	Sept. 23	at Tampa Bay	(ABC)	14-26	L	65,652
	Nov. 18	vs. Chiacgo	(ABC)	21-16	W	66,250
	Dec. 30	vs. San Francisco	(ABC)	31-20	W	66,118
2003	Oct. 13	vs. Atlanta	(ABC)	36-0	W	66,075
	Dec. 8	at Cleveland	(ABC)	26-20	W	73,108
2004	Oct. 18	vs. Tampa Bay	(ABC)	28-21	W	66,040
	Nov. 29	at Green Bay	(ABC)	17-45	L	70,385
	Dec. 27	vs. Philadelphia	(ABC)	20-7	W	66,129
2005	Oct. 17	at Indianapolis	(ABC)	28-45	L	57,703
2006	Dec. 11	vs. Chicago	(ESPN)	27-42	L	66,234
2011	Sept. 19	at New York Giants	(ESPN)	16-28	L	78,290
	Dec. 12	at Seattle	(ESPN)	13-30	L	66,577
2013	Oct. 28	vs. Seattle	(ESPN)	9-14	L	55,966
2014	Oct. 13	vs. San Francisco	(ESPN)	17-31	L	56,802
2016	Sept. 12	at San Francisco	(ESPN)	0-28	L	70,178
2018	Sept. 10	at Oakland	(ESPN)	33-13	W	53,857
	Nov. 19	vs. Kansas City	(ESPN)	54-51	W	77,002
2019	Nov. 25	vs. Baltimore	(ESPN)	45-6	L	72,409

Totals:Monday Night Football Record: **29-33**Home: **13-17**Road: **16-16**Games after Monday Night: **38-20**

(NOTE - 3 MNF games were to end the regular season, 1 MNF game was followed with a bye)

Games after Monday Night win: **18-10**Games after Monday Night loss: **20-10**



Rams In Primetime



Rams on Sunday Night



Year	Date	Opponent	Network	Score	W/L	Attendance
1979	Oct. 14	at Dallas	(ABC)	6-30	L	64,462
1981	Oct. 18	at Dallas	(ABC)	17-29	L	64,649
1987	Dec. 27	at San Francisco	(ESPN)	0-48	L	57,950
1988	Dec. 18	at San Francisco	(ESPN)	38-16	W	62,444
1989	Nov. 26	at New Orleans	(ESPN)	20-17	W	64,274
1990	Oct. 14	at Chicago	(TNT)	9-38	L	59,383
1991	Sept. 15	at New Orleans	(TNT)	7-24	L	68,583
	Dec. 22	at Seattle	(ESPN)	9-23	L	51,100
1992	Oct. 11	at New Orleans	(TNT)	10-13	L	68,591
	Dec. 6	at Tampa Bay	(ESPN)	31-27	W	38,387
1994	Nov. 20	at San Francisco	(ESPN)	27-31	L	62,774
1996	Nov. 24	Green Bay	(ESPN)	9-24	L	61,499
1997	Dec. 14	Chicago	(ESPN)	10-13	L	66,030
2000	Nov. 5	Carolina	(ESPN)	24-27	L	66,048
2001	Nov. 18	at New England	(ESPN)	24-17	W	60,292
2002	Dec. 15	Arizona	(ESPN)	30-28	W	65,939
2003	Nov. 9	Baltimore	(ESPN)	33-22	W	66,085
2004	Oct. 3	at San Francisco	(ESPN)	24-14	W	66,696
2005	Jan. 1, 2006	at Dallas	(ESPN)	20-10	W	63,131
2010	Jan. 2, 2011	at Seattle	(NBC)	6-16	L	67,325
2018	Dec. 9, 2018	at Chicago	(NBC)	6-15	L	61,695
	Dec. 16, 2018	Philadelphia	(NBC)	23-30	L	74,210
2019	Sept. 22, 2019	at Cleveland	(NBC)	20-13	W	67,431
	Nov. 10, 2019	vs. Chicago	(NBC)	17-7	W	70,758
	Dec. 8, 2019	vs. Seattle	(NBC)	28-12	W	71,501

Totals: Sunday Night Record: 11-14
Home: 4-4
Road: 7-10



Rams on Thursday Night



Year	Date	Opponent	Network	Score	W/L	Attendance
1979	Sept. 6	at Denver	(ABC)	13-9	W	74,884
1980	Sept. 11	at Tampa Bay	(ABC)	9-10	L	66,576
1982	Dec. 2	San Francisco	(ABC)	24-30	L	58,754
1993	Oct. 14	at Atlanta	(TNT)	24-30	L	45,231
1995	Oct. 12	Atlanta	(TNT)	21-19	W	59,700
1998	Dec. 3	at Philadelphia	(ESPN)	14-17	L	66,155
2007	Dec. 20	Pittsburgh	(NFL Network)	24-41	L	65,705
2012	Oct. 4	Arizona	(NFL Network)	17-3	W	54,641
2013	Sept. 26	San Francisco	(NFL Network)	11-35	L	56,626
2014	Dec. 11	Arizona	(NFL Network)	6-12	L	58,898
2015	Dec. 17	Tampa Bay	(NFL Network)	31-23	W	51,295
2016	Dec. 15	at Seattle	(NFL Network)	3-24	L	69,067
2017	Sept. 21	at San Francisco	(NFL Network)	41-39	W	70,178
2018	Sept. 27	Minnesota	(NFL Network)	38-31	W	72,027
2019	Oct. 3	at Seattle	(NFL Network)	30-29	L	68,988

Totals: Thursday Night Record: 6-9
Home: 4-4
Road: 2-5



Rams on Friday Night



Year	Date	Opponent	Network	Score	W/L	Attendance
1949	Sept. 23	Detroit Lions	N/A	27-24	W	17,878
1950	Sept. 22	New York Yanks	N/A	45-28	W	23,768
1951	Sept. 28	New York Yanks	N/A	54-14	W	30,310
1952	Oct. 3	Detroit Lions	N/A	17-14	L	42,743
1960	Sept. 23	St. Louis Cardinals	N/A	43-21	L	Unavailable
1966	Sept. 16	Chicago Bears	N/A	31-17	W	Unavailable
1966	Sept. 30	San Francisco 49ers	N/A	34-3	W	Unavailable
1967	Sept. 22	Minnesota Vikings	N/A	39-3	W	Unavailable
1970	Sept. 18	St. Louis Cardinals	N/A	34-13	W	Unavailable
1984	Dec. 14	at San Francisco	(ABC)	16-19	L	59,743
1986	Dec. 19	at San Francisco	(ABC)	14-24	L	60,366

Totals: Friday Night Record: 7-4
Home: 7-2
Road: 0-2



Rams on Saturday Night



Year	Date	Opponent	Network	Score	W/L	Attendance
1975	Dec. 20	Pittsburgh		10-3	W	69,389
1976	Dec. 11	at Detroit	(ABC)	20-17	W	73,470
2019	Dec. 21	at San Francisco	(FOX/NFL Network)	34-31	L	70,103

Totals: Saturday Night Record: 2-1
Home: 1-0
Road: 1-1

Primetime Totals: 48-59
Home: 22-25
Road: 26-34

Los Angeles Rams 2020 Media Guide

Regular Season Summaries






INTERNATIONAL RAMS



Rams International Series Regular Season Games



Year	Date	Opponent	Location/Stadium	Score	W/L	Attendance
2012	Oct. 28	New England	London/Wembley	7-45	L	84,004
2016	Oct. 23	New York Giants	London/Twickenham	10-17	L	74,121
2017	Oct. 22	Arizona	London/Twickenham	33-0	W	73,736
2019	Oct. 27	Cincinnati	London/Wembley	24-10	W	83,720
Totals:		International Series Record: 2-2				





2019 (9-7) 3rd, NFC West - Sean McVay



Date	W/L	Score	Opponent	Attend.
9/8	W	30-27	at Carolina Panthers	72,005
9/15	W	27-9	New Orleans Saints	71,460
9/22	W	20-13	at Cleveland Browns	67,431
9/29	L	40-55	Tampa Bay Buccaneers	68,117
10/3	L	29-30	at Seattle Seahawks	68,988
10/13	L	7-20	San Francisco 49ers	75,695
10/20	W	37-10	at Atlanta Falcons	71,856
10/27	W	24-10	Cincinnati Bengals*	83,720
11/10	L	12-17	at Pittsburgh Steelers	63,627
11/17	W	17-7	Chicago Bears	70,758
11/25	L	6-45	Baltimore Ravens	72,409
12/1	W	34-7	at Arizona Cardinals	60,944
12/8	W	28-12	Seattle Seahawks	71,501
12/15	L	21-44	at Dallas Cowboys	90,436
12/21	L	31-34	at San Francisco 49ers	70,103
12/29	W	31-24	Arizona Cardinals	68,665
Total Attendance				1,147,715

* Denotes game played in London

	Rams	OPP
Total First Downs	342	324
Rushing	92	100
Passing	222	194
Penalty	28	30
3rd Down: Made/Att	83/208	86/218
3rd Down Pct.	39.9%	39.4%
4th Down: Made/Att	3/13	14/24
4th Down Pct.	23.1%	58.3%
Possession Avg.	29:01	30:59
Total Net Yards	5,998	5,434
Avg. Per Game	374.9	339.6
Total Plays	1,055	1,056
Avg. Per Play	5.7	6.1
Net Yards Rushing	1,499	1,809
Avg. Per Game	93.7	113.1
Total Rushes	401	444
Net Yards Passing	4,499	3,625
Avg. Per Game	281.2	226.6
Sacked/Yards Lost	22/170	50/303
Gross Yards	4,669	3,928
Attempts/Completions	632/397	562/348
Completion Pct.	62.8%	61.9%
Had Intercepted	17	13
Punts/Average	67/46.7	73/44.1
Net Punting Avg.	42.4	41.3
Penalties/Yards	118/899	105/829
Fumbles/Ball Lost	17/7	23/11
Touchdowns	46	42
Rushing	20	15
Passing	22	23
Returns	4	4

Score By Periods	Q1	Q2	Q3	Q4	OT	T
Rams	52	146	92	104	0	394
Opponents	65	116	70	113	0	364

Scoring	TD	Ru	Pa	Rt	PAT	FG	2Pt	Pts.
Greg Zuerlein	0	0	0	0	42/42	24/33	0	114
Todd Gurley II	14	12	2	0	0/0	0/0	3	86
Cooper Kupp	10	0	10	0	0/0	0/0	0	60
Malcolm Brown	5	5	0	0	0/0	0/0	1	30
Robert Woods	3	1	2	0	0/0	0/0	0	18
Tyler Higbee	3	0	3	0	0/0	0/0	0	18
Gerald Everett	2	0	2	0	0/0	0/0	1	12
Brandin Cooks	2	0	2	0	0/0	0/0	0	12
Jared Goff	2	2	0	0	0/0	0/0	0	12
Dante Fowler Jr.	1	0	0	1	0/0	0/0	0	6
Marcus Peters	1	0	0	1	0/0	0/0	0	6
Josh Reynolds	1	0	1	0	0/0	0/0	0	6
Darius Williams	1	0	0	1	0/0	0/0	0	6
Taylor Rapp	1	0	0	1	0/0	0/0	0	6
Aaron Donald	0	0	0	0	0/0	0/0	0	2
Rams	46	20	22	4	42/42	24/33	1	394
Opponents	42	15	23	4	40/41	24/30	0	364

Two Point Conversions: RAMS 1/4, Opponents: 0/1

Sacks: Aaron Donald 12.5, Dante Fowler Jr. 11.5, Clay Matthews 8.0, Samson Ebukam 4.5, Cory Littleton 3.5, Michael Brockers 3.0, Sebastian-Joseph Day 2.0, Morgan Fox 2.0, Ogbonnia Okoronkwo 1.5, Greg Gaines 0.5 **Rams: 50.0, Opponents: 22.0**

Usual Starters

WR	Brandin Cooks (14)	DE	Michael Brockers (16)
LT	Andrew Whitworth (16)	NT	Sebastian-Joseph Day (16)
LG	Austin Corbett (7)	DT	Aaron Donald (16)
C	Austin Blythe (15)	OLB	Clay Matthews (13)
RG	David Edwards (10)	OLB	Dante Fowler Jr. (14)
RT	Bobby Evans (7)	OLB	Troy Reeder (8)
TE	Tyler Higbee (15)	ILB	Cory Littleton (16)
WR	Robert Woods (15)	LCB	Darius Williams (3)
QB	Jared Goff (16)	RCB	Jalen Ramsey (12)
WR	Cooper Kupp (14)	SS	Taylor Rapp (10)
RB	Todd Gurley II (15)	FS	Eric Weddle (16)

Rushing	No.	Yards	Avg.	Long	TD
Todd Gurley II	223	857	3.8	25	12
Malcolm Brown	69	255	3.7	17	5
Darrell Henderson Jr.	39	147	3.8	22	0
Robert Woods	17	115	6.8	20	1
Brandin Cooks	6	52	8.7	27	0
Jared Goff	33	40	1.2	8	2
Josh Reynolds	5	23	4.6	12	0
John Kelly	3	9	3.0	6	0
Nick Scott	1	6	6.0	6	0
Cooper Kupp	2	4	2.0	6	0
Gerald Everett	1	0	0.0	0	0
Blake Bortles	2	-9	-4.5	1	0
Rams	401	1,499	3.7	27	20
Opponents	444	1,809	4.1	44t	15

Receiving	No.	Yards	Avg.	Long	TD
Cooper Kupp	94	1,161	12.4	66	10
Robert Woods	90	1,134	12.6	48	2
Tyler Higbee	69	734	10.6	33	3
Brandin Cooks	42	583	13.9	57	2
Gerald Everett	37	408	11.0	33	2
Todd Gurley II	31	207	6.7	23	2
Josh Reynolds	21	326	15.5	31t	1
Darrell Henderson Jr.	4	37	9.3	14	0
Johnny Mundt	4	26	6.5	9	0
Malcolm Brown	2	16	8.0	10	1
Michael Thomas	2	14	7.0	9	0
Nick Scott	1	23	23.0	23	0
David Long Jr.	0	0	0.0	0	0
Rams	397	4669	11.8	66	22
Opponents	348	3928	11.3	67t	23

Interceptions	No.	Yards	Avg.	Long	TD
Taylor Rapp	2	54	27.0	31t	1
Marcus Peters	2	32	16.0	32t	1
Cory Littleton	2	32	16.0	26	0
Troy Hill	2	6	3.0	6	0
John Johnson III	2	0	0.0	0	0
Darius Williams	2	0	0.0	0	0
Jalen Ramsey	1	13	13.0	13	0
Rams	13	137	10.5	32t	2
Opponents	17	227	13.4	55t	2

Punting	No.	Yards	Avg.	Net	TB	In20	Long	BLK
Johnny Hekker	66	3,128	47.4	42.4	5	22	71	1
Rams	67	3,128	46.7	42.4	5	22	71	1
Opponents	73	3,222	44.1	41.3	2	34	59	0

Punt Returns	Ret.	FC	Yards	Avg.	Long	TD
JoJo Natson	19	20	149	7.8	35	0
Nsimba Webster	7	6	18	2.6	14	0
Michael Thomas	1	0	3	3.0	3	0
Rams	27	26	170	6.3	35	0
Opponents	23	14	190	8.3	20	0

Kickoff Returns	No.	Yards	Avg.	Long	TD
JoJo Natson	13	289	22.2	30	0
Darrell Henderson Jr.	3	58	19.3	23	0
Nsimba Webster	2	57	28.5	30	0
Rams	18	404	22.4	30	0
Opponents	17	467	27.5	81	0

Field Goals	1-19	20-29	30-39	40-49	50+
Greg Zuerlein	0/0	7/7	7/8	5/11	5/7
Rams	0/0	7/7	7/8	5/11	5/7
Opponents	0/0	5/5	9/9	5/8	5/8

Greg Zuerlein (49, 56, 27) (24, 22) (53, 37) (58, 44) (47, 42) (55, 25, 20) (23) (30) (38) (32, 46) (27,33) (47)

Opponents (46, 52) (34, 52, 42) (23,35) (58) (42) (25, 34) (52) (28) (33) (34) (39, 34) (50, 42, 42) (31)

Fumbles Lost: Jared Goff 5, Todd Gurley II 2, **Total: 7**
Opponent Fumble Recoveries: Cory Littleton 4, Samson Ebukam 2, Darius Williams 1, Taylor Rapp 1, Aaron Donald 1, Dante Fowler Jr. 1, Marcus Peters 1, **Total: 11**



2018 (13-3) 1st, NFC West - Sean McVay



Date	W/L	Score	Opponent	Attend.
9/10	W	33-13	at Oakland Raiders	53,857
9/16	W	34-0	Arizona Cardinals	66,515
9/23	W	35-23	Los Angeles Chargers	68,947
9/27	W	38-31	Minnesota Vikings	72,027
10/7	W	33-31	at Seattle Seahawks	68,893
10/14	W	23-20	at Denver Broncos	76,109
10/21	W	39-10	at San Francisco 49ers	66,597
10/28	W	29-27	Green Bay Packers	75,822
11/4	L	35-45	at New Orleans Saints	73,086
11/11	W	36-31	Seattle Seahawks	72,755
11/19	W	54-51	Kansas City Chiefs	77,002
12/2	W	30-16	at Detroit Lions	60,974
12/9	L	6-15	at Chicago Bears	61,695
12/16	L	23-30	Philadelphia Eagles	74,210
12/23	W	31-9	at Arizona Cardinals	61,759
12/30	W	48-32	San Francisco 49ers	72,161
1/12/2019 ^	W	30-22	Dallas Cowboys	77,187
1/20/2019 * W	W	26-23	at New Orleans Saints	73,028
2/3/2019 !	L	3-13	New England Patriots	70,081
Total Attendance				1,322,705

^ Denotes NFC Divisional Round game
 * Denotes NFC Championship game
 ! Denotes Super Bowl LIII (played in Atlanta)

	Rams	OPP
Total First Downs	401	322
Rushing	134	101
Passing	236	185
Penalty	31	36
3rd Down: Made/Att	86/191	70/188
3rd Down Pct.	45.0%	37.2%
4th Down: Made/Att	6/15	9/15
4th Down Pct.	40.0%	60.0%
Possession Avg.	30:42	29:18
Total Net Yards	6,738	5,737
Avg. Per Game	421.1	358.6
Total Plays	1,060	960
Avg. Per Play	6.4	6.0
Net Yards Rushing	2,231	1,957
Avg. Per Game	139.4	122.3
Total Rushes	459	386
Net Yards Passing	4,507	3,780
Avg. Per Game	281.7	236.3
Sacked/Yards Lost	33/223	41/326
Gross Yards	4,730	4,106
Attempts/Completions	568/368	533/347
Completion Pct.	64.8%	65.1%
Had Intercepted	12	18
Punts/Average	43/46.3	66/44.1
Net Punting Avg.	43.0	38.6
Penalties/Yards	96/878	99/852
Fumbles/Ball Lost	17/7	14/12
Touchdowns	60	44
Rushing	23	12
Passing	32	31
Returns	5	1

Score By Periods	Q1	Q2	Q3	Q4	OT	T
Rams	105	174	131	117	0	527
Opponents	84	112	106	82	0	384

Scoring	TD	Ru	Pa	Rt	PAT	FG	2Pt	Pts.
Todd Gurley II	21	17	4	0	0/0	0/0	3	132
Greg Zuerlein	0	0	0	0	35/36	27/31	0	116
Robert Woods	7	1	6	0	0/0	0/0	0	42
Brandin Cooks	6	1	5	0	0/0	0/0	0	36
Cooper Kupp	6	0	6	0	0/0	0/0	0	36
Josh Reynolds	5	0	5	0	0/0	0/0	0	30
Gerald Everett	3	0	3	0	0/0	0/0	1	20
Cairo Santos	0	0	0	0	5/6	5/6	0	20
Sam Ficken	0	0	0	0	10/10	1/3	0	13
Samson Ebukam	2	0	0	2	0/0	0/0	0	12
Jared Goff	2	2	0	0	0/0	0/0	0	12
Tyler Higbee	2	0	2	0	0/0	0/0	0	12
C.J. Anderson	2	2	0	0	0/0	0/0	0	12
Malcolm Brown	1	0	1	0	0/0	0/0	1	8
Cory Littleton	1	0	0	1	0/0	0/0	0	8
Blake Countess	1	0	0	1	0/0	0/0	0	8
Marcus Peters	1	0	0	1	0/0	0/0	0	6
Johnny Hekker	0	0	0	0	1/1	1/1	0	4
Mark Barron	0	0	0	0	0/0	0/0	0	2
Rams	60	23	32	5	51/53	34/41	5	527
Opponents	44	12	31	1	39/42	25/28	2	384

Two Point Conversions: RAMS 5/7, Opponents: 2/2
Sacks: Aaron Donald 20.5, Ndamukong Suh 4.5, Cory Littleton 4.0, Samson Ebukam 3.0, Dante Fowler Jr. 2.0, John Franklin-Myers 2.0, Lamarcus Joyner 1.0, Mark Barron 1.0, Ethan Westbrooks 1.0, Michael Brockers 1.0, Matt Longacre 1.0
Rams: 41.0, Opponents: 33.0

Usual Starters			
WR	Brandin Cooks (16)	DE	Michael Brockers (16)
LT	Andrew Whitworth (16)	NT	Ndamukong Suh (16)
LG	Rodger Saffold III (16)	DT	Aaron Donald (16)
C	John Sullivan (16)	OLB	Matt Longacre (7)
RG	Austin Blythe (16)	DE	Dante Fowler Jr. (6)
RT	Rob Havenstein (16)	OLB	Samson Ebukam (14)
TE	Tyler Higbee (16)	ILB	Cory Littleton (16)
WR	Robert Woods (16)	ILB	Mark Barron (12)
QB	Jared Goff (16)	LCB	Marcus Peters (16)
WR	Josh Reynolds (8)	RCB	Aqib Talib (8)
	Cooper Kupp (8)	SS	John Johnson III (16)
RB	Todd Gurley II (14)	FS	Lamarcus Joyner (15)

Passing	Att.	Comp.	Yards	Comp%	Yards/Att.
Jared Goff	561	364	4,688	64.9%	8.4
Sean Mannion	3	2	23	66.7%	7.7
Johnny Hekker	4	2	19	50.0%	4.8
Rams	568	368	4,730	64.8%	8.3
Opponents	533	347	4,106	65.1%	7.7

Rushing	No.	Yards	Avg.	Long	TD
Todd Gurley II	256	1,251	4.9	36	17
C.J. Anderson	43	299	7.0	46	2
Malcolm Brown	43	212	4.9	19	0
Robert Woods	19	157	8.3	56	1
Jared Goff	43	108	2.5	16	2
John Kelly	27	74	2.7	7	0
Brandin Cooks	10	68	6.8	17	1
Cooper Kupp	4	25	6.3	12	0
Justin Davis	2	19	9.5	19	0
Gerald Everett	2	16	8.0	12	0
Josh Reynolds	2	8	4.0	10	0
Johnny Hekker	1	3	3.0	3	0
Sean Mannion	7	-9	-1.3	3	0
Rams	459	2,231	4.9	56	23
Opponents	386	1,957	5.1	51	12

Receiving	No.	Yards	Avg.	Long	TD
Robert Woods	86	1,219	14.2	39t	6
Brandin Cooks	80	1,204	15.1	57	5
Todd Gurley II	59	580	9.8	56	4
Cooper Kupp	40	566	14.2	70t	6
Gerald Everett	33	320	9.7	40t	3
Josh Reynolds	29	402	13.9	33	5
Tyler Higbee	24	292	12.2	36	2
Malcolm Brown	5	52	10.4	18t	1
C.J. Anderson	4	17	4.3	13	0
John Kelly	2	27	13.5	18	0
KhaDarel Hodge	2	17	8.5	14	0
Nick Williams	2	17	8.5	11	0
Sam Shields	1	12	12.0	12	0
Johnny Mundt	1	5	5.0	5	0
Pharoh Cooper	0	0	0	0	0
Rams	368	4,730	12.9	70t	32
Opponents	347	4,106	11.8	73t	31

Interceptions	No.	Yards	Avg.	Long	TD
John Johnson III	4	46	11.5	35	0
Marcus Peters	3	107	35.7	50t	1
Cory Littleton	3	48	16.0	22	1
Troy Hill	2	7	3.5	7	0
Aqib Talib	1	30	30.0	30	0
Samson Ebukam	1	25	25.0	25t	1
Sam Shields	1	22	22.0	22	0
Lamarcus Joyner	1	5	5.0	5	0
Nickell Robey-Coleman	1	0	0.0	0	0
Blake Countess	1	0	0.0	0	0
Rams	18	290	16.1	50t	3
Opponents	12	73	6.1	26	0

Punting	No.	Yards	Avg.	Net	TB	In20	Long	BLK
Johnny Hekker	43	1,992	46.3	43.0	2	21	68	0
Rams	43	1,992	46.3	43.0	2	21	68	0
Opponents	66	2,912	44.1	38.6	3	26	68	2

Punt Returns	Ret.	FC	Yards	Avg.	Long	TD
JoJo Natson	26	10	280	10.8	60	0
Pharoh Cooper	2	1	12	6.0	12	0
Marqui Christian	1	0	11	11.0	11	0
Cooper Kupp	1	3	4	4.0	4	0
Robert Woods	0	1	0	0	0	0
Rams	30	15	307	10.2	60	0
Opponents	12	7	104	8.7	22	0

Kickoff Returns	No.	Yards	Avg.	Long	TD
Blake Countess	17	419	24.6	40	0
Pharoh Cooper	13	277	21.3	28	0
JoJo Natson	6	108	18.0	24	0
Matt Longacre	2	30	15.0	16	0
Robert Woods	1	0	0.0	0	0
Rams	39	834	21.4	40	0
Opponents	29	652	22.5	42	0

Field Goals	1-19	20-29	30-39	40-49	50+
Greg Zuerlein	0/0	9/9	10/10	4/6	4/6
Cairo Santos	1/1	2/2	2/2	0/1	0/0
Sam Ficken	0/0	0/1	1/1	0/1	0/0
Johnny Hekker	0/0	1/1	0/0	0/0	0/0
Rams	1/1	12/13	13/13	4/8	4/6
Opponents	0/0	7/7	9/10	4/4	5/7

Greg Zuerlein (46WR, 20, 28, 55, 20) (35, 37, 33) (43, 34) (51WR, 56, 34) (35, 37, 20) (23, 33) (24, 47, 48) (27, 50, 40RU) (41, 36, 37) (57LU, 21) (28, 51)

Johnny Hekker (20)
Sam Ficken (46WR) (34, 28WR)
Cairo Santos (19, 39) (26, 39, 47WR, 21)
Opponents (24, 48) () (26) (37, 39, 40) (52) (28, 24) (51) (41, 53) (54) (33) (21) (28, 29, 35) (39, 31, 38WL) (51, 34, 40, 53SH) (36, 54WL) (30)

Fumbles Lost: Jared Goff 5, JoJo Natson 1, Todd Gurley II 1, **Total: 7**
Opponent Fumble Recoveries: Ndamukong Suh 2, Aaron Donald 2, Samson Ebukam 2, John Franklin-Myers 1, Trevon Young 1, Aqib Talib 1, Lamarcus Joyner 1, Ramik Wilson 1, Dante Fowler Jr. 1, **Total: 12**

TD	TD%	Int.	Int%	Long	Sack/Lost	Rating
32	5.7%	12	2.1%	70t	33/223	101.1
0	0.0%	0	0.0%	18	0/0	89.6
0	0.0%	0	0.0%	12	0/0	63.5
32	5.6%	12	2.1%	70t	33/223	100.8
31	5.8%	18	3.4%	73t	41/326	93.8



2017 (11-5) 1st, NFC West - Sean McVay



Date	W/L	Score	Opponent	Attend.
9/10	W	46-9	Indianapolis Colts	(60,128)
9/17	L	20-27	Washington Redskins	(56,612)
9/21	W	41-39	at San Francisco 49ers	(70,178)
10/1	W	35-30	at Dallas Cowboys	(91,869)
10/8	L	10-16	Seattle Seahawks	(60,745)
10/15	W	27-17	at Jacksonville Jaguars	(56,232)
10/22	W	33-0	Arizona Cardinals*	(73,736)
11/5	W	51-17	at New York Giants	(76,877)
11/12	W	33-7	Houston Texans	(60,032)
11/19	L	7-24	at Minnesota Vikings	(66,809)
11/26	W	26-20	New Orleans Saints	(62,006)
12/3	W	32-16	at Arizona Cardinals	(63,986)
12/10	L	35-43	Philadelphia Eagles	(67,752)
12/17	W	42-7	at Seattle Seahawks	(69,077)
12/24	W	27-23	at Tennessee Titans	(60,097)
12/31	L	13-34	San Francisco 49ers	(66,125)
1/6/2018	L	13-26	Atlanta Falcons^	(74,300)

Total Attendance
 * Denotes International Series at Twickenham Stadium in London
 ^ Denotes NFC Wild Card game

	Rams	OPP
Total First Downs	311	300
Rushing	97	86
Passing	185	181
Penalty	29	33
3rd Down Efficiency	88/214-41.1%	86/227-37.9%
4th Down Efficiency	5/12-41.7%	9/15-60.0%
Possession Avg.	30:06	29:54
Total Net Yards	5,784	5,432
Avg. Per Game	361.5	339.5
Total Plays	1,000	1,020
Avg. Per Play	5.8	5.3
Net Yards Rushing	1,953	1,957
Avg. Per Game	122.1	122.3
Total Rushes	454	417
Net Yards Passing	3,831	3,475
Avg. Per Game	239.4	217.2
Sacked/Yards Lost	28/192	48/324
Gross Yards	4,023	3,799
Attempts/Completions	518/320	555/324
Completion Pct.	61.8%	58.4%
Had Intercepted	7	18
Punts/Average	65/47.9	80/44.5
Net Punting Avg.	44.3	37.3
Penalties/Yards	107/922	102/808
Fumbles/Ball Lost	29/14	23/10
Touchdowns	51	38
Rushing	17	15
Passing	28	21
Returns	6	2

Score By Periods	Q1	Q2	Q3	Q4	OT	T
Rams	119	161	119	79	0	478
Opponents	71	117	41	100	0	329

Scoring	TD	Ru	Pa	Rt	PAT	FG	2Pt	Pts.
Greg Zuerlein	0	0	0	0	44/46	38/40	0	158
Todd Gurley II	19	13	6	0	0/0	0/0	0	114
Sammy Watkins	8	0	8	0	0/0	0/0	0	48
Robert Woods	5	0	5	0	0/0	0/0	0	30
Cooper Kupp	5	0	5	0	0/0	0/0	0	30
Malcolm Brown	2	1	0	1	0/0	0/0	0	12
Gerald Everett	2	0	2	0	0/0	0/0	0	12
Sam Ficken	0	0	0	0	4/5	2/3	0	10
Blake Countess	1	0	0	1	0/0	0/0	0	6
Jared Goff	1	1	0	0	0/0	0/0	0	6
Tyler Higbee	1	0	1	0	0/0	0/0	0	6
Pharoh Cooper	1	0	0	1	0/0	0/0	0	6
Lance Dunbar	1	1	0	0	0/0	0/0	0	6
Lamarcus Joyner	1	0	0	1	0/0	0/0	0	6
Tavon Austin	1	1	0	0	0/0	0/0	0	6
Alec Ogletree	1	0	0	1	0/0	0/0	0	6
Trumaine Johnson	1	0	0	1	0/0	0/0	0	6
Josh Reynolds	1	0	1	0	0/0	0/0	0	6
Morgan Fox	0	0	0	0	0/0	0/0	0	2
Rams	51	17	28	6	48/51	40/43	0	478
Opponents	38	15	21	2	32/35	23/34	0	329

Two Point Conversions: RAMS 0/0, Opponents: 0/3

Sacks: Aaron Donald 11.0, Robert Quinn 8.5, Matt Longacre 5.5, Connor Barwin 5.0, Michael Brockers 4.5, Ethan Westbrooks 4.0, Morgan Fox 2.5, Samson Ebukam 2.0, Alec Ogletree 2.0, Tyrann Walker 1.0, Cory Littleton 1.0, Mark Barron 1.0
Rams: 48.0, Opponents: 27.0

Usual Starters

WR	Sammy Watkins (14)	DE	Michael Brockers (15)
LT	Andrew Whitworth (15)	NT	Ethan Westbrooks (9)
LG	Rodger Saffold (15)	DT	Aaron Donald (14)
C	John Sullivan (15)	OLB	Robert Quinn (14)
RG	Jamon Brown (16)	OLB	Connor Barwin (13)
RT	Rob Havenstein (15)	ILB	Alec Ogletree (15)
TE	Tyler Higbee (16)	ILB	Mark Barron (14)
WR	Robert Woods (11)	LCB	Trumaine Johnson (15)
QB	Jared Goff (15)	RCB	Kayvon Webster (11)
WR	Tavon Austin (9)	SS	John Johnson III (11)
WR	Cooper Kupp (6)	FS	Lamarcus Joyner (12)
RB	Todd Gurley II (15)		

Passing	Att.	Comp.	Yards	Comp%	Yards/Att.
Jared Goff	477	296	3,804	62.1%	8.0
Sean Mannion	37	22	185	59.5%	5.0
Johnny Hekker	3	2	34	66.7%	11.3
Cooper Kupp	1	0	0	0.0%	0.0
Rams	518	320	4,023	61.8%	7.8
Opponents	555	324	3,799	58.4%	6.8

Rushing	No.	Yards	Avg.	Long	TD
Todd Gurley II	279	1,305	4.7	57t	13
Tavon Austin	59	270	4.6	27t	1
Malcolm Brown	63	246	3.9	20	1
Jared Goff	28	51	1.8	22	1
Lance Dunbar	11	51	4.6	12	1
Gerald Everett	1	13	13.0	13	0
Robert Woods	2	12	6.0	8	0
Pharoh Cooper	1	6	6.0	6	0
Justin Davis	1	1	1.0	1	0
Sean Mannion	9	-2	-0.2	3	0
Rams	454	1,953	4.3	57t	17
Opponents	417	1,957	4.7	75t	15

Receiving	No.	Yards	Avg.	Long	TD
Todd Gurley II	64	788	12.3	80t	6
Cooper Kupp	62	869	14.0	64	5
Robert Woods	56	781	13.9	94t	5
Sammy Watkins	39	593	15.2	67t	8
Tyler Higbee	25	295	11.8	38	1
Gerald Everett	16	244	15.3	69	2
Tavon Austin	13	47	3.6	13	0
Josh Reynolds	11	104	9.5	28	1
Pharoh Cooper	11	84	7.6	26	0
Malcolm Brown	9	53	5.9	16	0
Derek Carrier	8	71	8.9	17	0
Michael Thomas	5	93	18.6	50	0
Lance Dunbar	1	1	1.0	1	0
Rams	320	4,023	12.6	94t	28
Opponents	324	3,799	11.7	65t	21

Interceptions	No.	Yards	Avg.	Long	TD
Lamarcus Joyner	3	104	34.7	46	1
Mark Barron	3	29	9.7	15	0
Nickell Robey-Coleman	2	56	28.0	31	0
Kevin Peterson	2	42	21.0	38	0
Trumaine Johnson	2	39	19.5	39t	1
John Johnson III	1	69	69.0	69	0
Alec Ogletree	1	41	41.0	41t	1
Blake Countess	1	19	19.0	19	0
Cory Littleton	1	2	2.0	2	0
Cody Davis	1	0	0.0	0	0
Kayvon Webster	1	0	0.0	0	0
Rams	18	401	22.3	69	3
Opponents	7	80	11.4	39	0

Punting	No.	Yards	Avg.	Net	TB	In20	Long	BLK
Johnny Hekker	65	3,113	47.9	44.3	4	30	70	0
Rams	65	3,113	47.9	44.3	4	30	70	0
Opponents	80	3,561	44.5	37.3	6	22	67	3

Punt Returns	Ret.	FC	Yards	Avg.	Long	TD
Pharoh Cooper	32	8	399	12.5	53	0
Tavon Austin	12	1	53	4.4	12	0
Trumaine Johnson	1	0	6	6.0	6	0
Cooper Kupp	0	2	0	0	0	0
Rams	45	11	458	10.2	53	0
Opponents	25	12	152	6.1	18	0

Kickoff Returns	No.	Yards	Avg.	Long	TD
Pharoh Cooper	34	932	27.4	103t	1
Derek Carrier	3	41	13.7	14	0
Michael Thomas	1	15	15.0	15	0
Tavon Austin	1	13	13.0	13	0
Matt Longacre	1	0	0.0	0	0
Rams	40	1,001	25.0	103t	1
Opponents	23	520	22.6	57	0

Field Goals	1-19	20-29	30-39	40-49	50+
Greg Zuerlein	1/1	8/8	11/12	12/12	6/7
Sam Ficken	0/0	2/2	0/1	0/0	0/0
Rams	1/1	10/10	11/13	12/12	6/7
Opponents	0/0	6/6	7/11	7/11	3/6

Greg Zuerlein (50, 35, 44) (32, 40) (36, 48) (49, 44, 44, 30, 28, 43, 33) (35, 36N) (56, 29) (23, 33, 53, 34) (50, 45N) (27, 33, 50, 33) () (50, 63SH, 46, 49, 26) (56, 20, 24, 41) () (36, 31)

Sam Ficken

(36N) (23, 21)

Opponents (20, 38N) (41, 22, 51N) (48, 19) (34) (48, 49, 35) (54N, 41, 54N) (32N) (27, 46, 47) (34N) (48N, 39N, 39) (50, 21) (54, 45N) (22, 41, 33) () (25, 37, 45N, 27) (33, 48)

Fumbles Lost: Tavon Austin 4, Jared Goff 3, Todd Gurley II 2, Sean Mannion 1, Robert Woods 1, Pharoh Cooper 1, Gerald Everett 1, Cooper Kupp 1 **Total: 14**

Opponent Fumble Recoveries: Connor Barwin 1, Tyrann Walker 1, Trumaine Johnson 1, Nickell Robey-Coleman 1, Alec Ogletree 1, Aaron Donald 1, Troy Hill 1, Matt Longacre 1, Bryce Hager 1, Morgan Fox 1 **Total: 10**

TD	TD%	Int.	Int%	Long	Sack/Lost	Rating
28	5.9%	7	1.5%	94t	25/172	100.5
0	0.0%	0	0.0%	50	3/20	72.5
0	0.0%	0	0.0%	28	0/0	104.8
0	0.0%	0	0.0%	0	0/0	39.6
28	5.4%	7	1.4%	94t	28/192	98.3
21	3.8%	18	3.2%	65t	48/324	78.4



2016 (4-12) 3rd, NFC West - J. Fisher (13), J. Fassel (3)



Date	W/L	Score	Opponent	Attend.
9/12	L	0-28	at San Francisco 49ers	(70,178)
9/18	W	9-3	Seattle Seahawks	(91,046)
9/25	W	37-32	at Tampa Bay Buccaneers	(55,009)
10/2	W	17-13	at Arizona Cardinals	(64,622)
10/9	L	19-30	Buffalo Bills	(83,679)
10/16	L	28-31	at Detroit Lions	(56,018)
10/23	L	10-17	New York Giants*	(74,121)
11/6	L	10-13	Carolina Panthers	(86,109)
11/13	W	9-6	at New York Jets	(78,160)
11/20	L	10-14	Miami Dolphins	(83,483)
11/27	L	21-49	at New Orleans Saints	(73,067)
12/4	L	10-26	at New England Patriots	(66,829)
12/11	L	14-42	Atlanta Falcons	(82,495)
12/15	L	3-24	at Seattle Seahawks	(69,067)
12/24	L	21-22	San Francisco 49ers	(83,656)
1/1/2017	L	6-44	Arizona Cardinals	(80,729)
Total Attendance				(1,046,706)

* Denotes International Series at Twickenham Stadium in London

	Rams	OPP
Total First Downs	245	325
Rushing	68	91
Passing	151	194
Penalty	26	40
3rd Down Efficiency	67/213-31.5%	82/220-37.3%
4th Down Efficiency	8/20-40.0%	12/14-85.7%
Possession Avg.	29:21	30:39
Total Net Yards	4,203	5,392
Avg. Per Game	262.7	337.0
Total Plays	960	1,037
Avg. Per Play	4.4	5.2
Net Yards Rushing	1,252	1,660
Avg. Per Game	78.3	103.8
Total Rushes	375	424
Net Yards Passing	2,951	3,732
Avg. Per Game	184.4	233.3
Sacked/Yards Lost	49/362	31/196
Gross Yards	3,313	3,928
Attempts/Completions	536/312	582/378
Completion Pct.	58.2%	64.9%
Had Intercepted	20	10
Punts/Average	98/47.8	96/44.9
Net Avg.	46.0	39.6
Penalties/Yards	126/1,091	108/920
Fumbles/Ball Lost	24/9	19/8
Touchdowns	24	50
Rushing	9	12
Passing	14	32
Returns	1	6

Score By Periods	Q1	Q2	Q3	Q4	OT	T
Rams	71	53	26	74	0	224
Opponents	65	134	79	116	0	394

Scoring	TD	Ru	Pa	Rt	PAT	FG	2Pt	Pts.
Greg Zuerlein	0	0	0	0	23/23	19/22	0	80
Todd Gurley II	6	6	0	0	0/0	0/0	0	36
Kenny Britt	5	0	5	0	0/0	0/0	0	30
Tavon Austin	4	1	3	0	0/0	0/0	0	24
Brian Quick	3	0	3	0	0/0	0/0	0	18
Lance Kendricks	2	0	2	0	0/0	0/0	0	12
Case Keenum	1	1	0	0	0/0	0/0	0	6
Ethan Westbrooks	1	0	0	1	0/0	0/0	0	6
Jared Goff	1	1	0	0	0/0	0/0	0	6
Tyler Higbee	1	0	1	0	0/0	0/0	0	6
Rams	24	9	14	1	23/23	19/22	0	224
Opponents	50	12	32	6	44/47	16/18	1	394

Two Point Conversions: RAMS 0/1, Opponents: 1/3

Sacks: Aaron Donald 8.0, William Hayes 5.0, Robert Quinn 4.0, Dominique Easley 3.5, Eugene Sims 2.5, Ethan Westbrooks 2.0, Maurice Alexander 1.0, Mark Barron 1.0, Lamarcus Joyner 1.0, T.J. McDonald 1.0, Cam Thomas 1.0, Blake Countess 1.0 **Rams: 31.0, Opponents: 49.0**

Usual Starters

WR	Kenny Britt (15)	LE	William Hayes (14)
LT	Greg Robinson (14)	LT	Aaron Donald (16)
LG	Rodger Saffold (15)	RT	Michael Brockers (14)
C	Tim Barnes (16)	RE	Robert Quinn (8)
RG	Cody Wichmann (11)	WS	Mark Barron (16)
RT	Rob Havenstein (15)	MLB	Alec Ogletree (16)
TE	Lance Kendricks (16)	MCB	Lamarcus Joyner (8)
WR	Brian Quick (7)	LCB	Trumaine Johnson (14)
QB	Case Keenum (9)	RCB	E.J. Gaines (10)
	Jared Goff (7)	SS	T.J. McDonald (16)
WR	Tavon Austin (15)	FS	Maurice Alexander (14)
RB	Todd Gurley II (16)		

Passing	Att.	Comp.	Yards	Comp%	Yards/Att.
Case Keenum	322	196	2,201	60.9%	6.8
Jared Goff	205	112	1,089	54.6%	5.3
Sean Mannion	6	3	19	50.0%	3.2
Johnny Hekker	2	1	4	50.0%	2.0
Pharoh Cooper	1	0	0	0.0%	0.0
Rams	536	312	3,313	58.2%	6.2
Opponents	582	378	3,928	64.9%	6.7

Rushing	No.	Yards	Avg.	Long	TD
Todd Gurley II	278	885	3.2	24t	6
Tavon Austin	28	159	5.7	30t	1
Benny Cunningham	21	101	4.8	24	0
Case Keenum	20	51	2.6	13	1
Malcolm Brown	18	39	2.2	10	0
Jared Goff	8	16	2.0	6	1
Bradley Marquez	1	2	2.0	2	0
Sean Mannion	1	-1	-1.0	-1	0
Rams	375	1,252	3.3	30t	9
Opponents	424	1,660	3.9	61	12

Receiving	No.	Yards	Avg.	Long	TD
Kenny Britt	68	1,002	14.7	66	5
Tavon Austin	58	509	8.8	43t	3
Lance Kendricks	50	499	10.0	44	2
Todd Gurley II	43	327	7.6	33	0
Brian Quick	41	564	13.8	65t	3
Benny Cunningham	16	91	5.7	12	0
Pharoh Cooper	14	106	7.6	23	0
Tyler Higbee	11	85	7.7	31	1
Malcolm Brown	3	46	15.3	26	0
Bradley Marquez	3	37	12.3	13	0
Michael Thomas	3	37	12.3	16	0
Paul McRoberts	1	6	6.0	6	0
Chase Reynolds	1	4	4.0	4	0
Rams	312	3,313	10.6	66	14
Opponents	378	3,928	10.4	64t	32

Interceptions	No.	Yards	Avg.	Long	TD
Maurice Alexander	2	19	9.5	19	0
Alec Ogletree	2	15	7.5	8	0
Mark Barron	2	8	4.0	7	0
T.J. McDonald	2	0	0.0	0	0
Cody Davis	1	29	29.0	29	0
Trumaine Johnson	1	0	0.0	0	0
Rams	10	71	7.1	29	0
Opponents	20	349	17.5	6t	5

Punting	No.	Yards	Avg.	Net	TB	In20	Long	BLK
Johnny Hekker	98	4,680	47.8	46.0	1	51	78	0
Rams	98	4,680	47.8	46.0	1	51	78	0
Opponents	96	4,311	44.9	39.6	7	30	66	1

Punt Returns	Ret.	FC	Yards	Avg.	Long	TD
Tavon Austin	44	16	364	8.3	47	0
Pharoh Cooper	5	3	5	1.0	6	0
Rams	49	19	369	7.5	47	0
Opponents	35	40	152	4.3	19	0

Kickoff Returns	No.	Yards	Avg.	Long	TD
Benny Cunningham	22	599	27.2	61	0
Pharoh Cooper	14	323	23.1	51	0
Michael Thomas	9	180	20.0	41	0
Tavon Austin	1	5	5.0	5	0
Chase Reynolds	1	0	0.0	0	0
Cody Davis	0	15	0	15	0
Rams	47	1,122	23.9	61	0
Opponents	22	430	19.5	27	0

Field Goals	1-19	20-29	30-39	40-49	50+
Greg Zuerlein	0/0	5/5	9/9	3/4	2/4
Rams	0/0	5/5	9/9	3/4	2/4
Opponents	0/0	6/6	5/5	5/7	0/0

Greg Zuerlein (39, 28, 47) (53) (29) (37, 32, 54, 22) (36) (55N, 55N, 25) (20, 38, 34) (46, 48N) (44) (36) (37, 36)

Opponents (23) (41N) (25, 21) (23) (34) (29) (54, 26) (48N, 38, 37) (48) (32, 34, 47)

Fumbles Lost: Jared Goff 2, Michael Thomas 1, Kenny Britt 1, Lance Kendricks 1, Case Keenum 1, Tavon Austin 1, Malcolm Brown 1, Todd Gurley II 1 **Total: 9**
Opponent Fumble Recoveries: Eugene Sims 1, Mark Barron 1, Trumaine Johnson 1, Alec Ogletree 1, Ethan Westbrooks 1, E.J. Gaines 1, Morgan Fox 1, Josh Forrest 1 **Total: 8**

TD	TD%	Int.	Int%	Long	Sack/Lost	Rating
9	2.8%	11	3.4%	65t	23/140	76.4
5	2.4%	7	3.4%	66	26/222	63.6
0	0.0%	1	16.7%	9	0/0	17.4
0	0.0%	0	0.0%	4	0/0	56.3
0	0.0%	1	100.0%	0	0/0	0.0
14	2.6%	20	3.7%	66	49/362	69.5
32	5.5%	10	1.7%	64t	31/196	95.5



2015 (7-9) 3rd, NFC West - Jeff Fisher



Date	W/L	Score	Opponent	Attend.
9/13	W	34-31 (OT)	Seattle Seahawks	(51,414)
9/20	L	24-10	at Washington Redskins	(72,460)
9/27	L	12-6	Pittsburgh Steelers	(52,452)
10/4	W	24-22	at Arizona Cardinals	(63,146)
10/11	L	24-10	at Green Bay Packers	(78,432)
10/25	W	24-6	Cleveland Browns	(51,236)
11/1	W	27-6	San Francisco 49ers	(51,206)
11/8	L	21-18	at Minnesota Vikings	(52,406)
11/15	L	37-13	Chicago Bears	(58,638)
11/22	L	16-13 (OT)	at Baltimore Ravens	(71,105)
11/29	L	31-7	at Cincinnati Bengals	(61,022)
12/6	L	27-3	Arizona Cardinals	(51,156)
12/13	W	21-14	Detroit Lions	(51,198)
12/17	W	31-23	Tampa Bay Buccaneers	(51,436)
12/27	W	23-17	at Seattle Seahawks	(69,080)
1/3/16	L	19-16 (OT)	at San Francisco 49ers	(70,799)
Total Attendance				(957,186)

	Rams	OPP
Total First Downs	241	320
Rushing	92	98
Passing	126	192
Penalty	23	30
3rd Down Efficiency	52/201-25.9%	78/225-34.7%
4th Down Efficiency	4/13-30.8%	4/15-26.7%
Possession Avg.	27:35	32:25
Total Net Yards	4,761	5,885
Avg. Per Game	297.6	367.8
Total Plays	920	1,091
Avg. Per Play	5.2	5.4
Net Yards Rushing	1,956	1,820
Avg. Per Game	122.3	113.8
Total Rushes	429	453
Net Yards Passing	2,805	4,065
Avg. Per Game	175.3	254.1
Sacked/Yards Lost	18/126	41/236
Gross Yards	2,931	4,301
Attempts/Completions	473/273	597/399
Completion Pct.	57.7%	66.8%
Had Intercepted	11	13
Punts/Average	96/47.9	83/44.8
Net Avg.	43.7	38.8
Penalties/Yards	122/1,007	109/992
Fumbles/Ball Lost	22/10	28/13
Touchdowns	31	32
Rushing	16	7
Passing	11	21
Returns	4	4

Score By Periods	Q1	Q2	Q3	Q4	OT	T
Rams	69	93	64	51	3	280
Opponents	77	71	72	104	6	330

Scoring	TD	Ru	Pa	Rt	PAT	FG	2Pt	Pts.
Greg Zuerlein	0	0	0	0	26/28	20/30	0	86
Tavon Austin	10	4	5	1	0/0	0/0	0	60
Todd Gurley	10	10	0	0	0/0	0/0	0	60
Kenny Britt	3	0	3	0	0/0	0/0	0	18
Lance Kendricks	2	0	2	0	0/0	0/0	0	12
Rodney McLeod	1	0	0	1	0/0	0/0	0	6
Nick Foles	1	1	0	0	0/0	0/0	0	6
Stedman Bailey	1	0	1	0	0/0	0/0	0	6
Trumaine Johnson	1	0	0	1	0/0	0/0	0	6
Akeem Ayers	1	0	0	1	0/0	0/0	0	6
Tre Mason	1	1	0	0	0/0	0/0	0	6
Zach Hocker	0	0	0	0	1/1	1/1	0	4
James Laurinaitis	0	0	0	0	0/0	0/0	0	2
Jared Cook	0	0	0	0	0/0	0/0	1	2
Rams	31	16	11	4	27/29	21/31	1	280
Opponents	32	7	21	4	29/29	35/37	2	330

Two Point Conversions: Rams 1/2, Opponents: 2/3

Sacks: Aaron Donald 11.0, William Hayes 5.5, Robert Quinn 5.0, Chris Long 3.0, Michael Brockers 3.0, Maurice Alexander 2.0, Lamarcus Joyner 2.0, Ethan Westbrooks 2.0, Alec Ogletree 2.0, Eugene Sims 1.5, T.J. McDonald 1.0, Mark Barron 1.0, James Laurinaitis 1.0, Akeem Ayers 0.5, Nick Fairley 0.5
Rams: 41.0, Opponents: 17.0

Usual Starters

WR	Kenny Britt (13)	LE	William Hayes (11)
LT	Greg Robinson (16)	LT	Aaron Donald (16)
LG	Garrett Reynolds (11)	RT	Michael Brockers (16)
C	Tim Barnes (16)	RE	Eugene Sims (9)
RG	Cody Wichmann (7)	RLB	Akeem Ayers (11)
RT	Rob Havenstein (13)	MLB	James Laurinaitis (16)
TE	Lance Kendricks (12)	LLB	(S) Mark Barron (12)
TE	Jared Cook (12)	LCB	Trumaine Johnson (13)
QB	Nick Foles (11)	RCB	Janoris Jenkins (15)
	Case Keenum (5)	SS	T.J. McDonald (11)
WR	Tavon Austin (14)	FS	Rodney McLeod (16)
RB	Todd Gurley II (12)		

Passing	Att.	Comp.	Yards	Comp%	Yards/Att.
Nick Foles	337	190	2,052	56.4%	6.1
Case Keenum	125	76	828	60.8%	6.6
Sean Mannion	7	6	31	85.7%	4.4
Johnny Hekker	4	1	20	25.0%	5.0
Rams	473	273	2,931	57.7%	6.2
Opponents	597	399	4,301	66.8%	7.2

Rushing	No.	Yards	Avg.	Long	TD
Todd Gurley II	299	1,106	4.8	71t	10
Tavon Austin	52	434	8.3	60	4
Tre Mason	75	207	2.8	15	1
Benny Cunningham	37	140	3.8	40	0
Chris Givens	1	24	24.0	24	0
Nick Foles	17	20	1.2	10	1
Malcolm Brown	4	17	4.3	13	0
Case Keenum	12	5	0.4	4	0
Isaiah Pead	2	3	1.5	4	0
Rams	429	1,956	4.6	71t	16
Opponents	453	1,820	4.0	47	7

Receiving	No.	Yards	Avg.	Long	TD
Tavon Austin	52	473	9.1	66t	5
Jared Cook	39	481	12.3	49	0
Kenny Britt	36	681	18.9	60t	3
Benny Cunningham	26	250	9.6	42	0
Lance Kendricks	25	245	9.8	37t	2
Todd Gurley II	21	188	9.0	31	0
Tre Mason	18	88	4.9	16	0
Wes Welker	13	102	7.8	14	0
Bradley Marquez	13	88	6.8	14	0
Stedman Bailey	12	182	15.2	68	1
Brian Quick	10	102	10.2	37	0
Cory Harkey	5	26	5.2	12	0
Cody Davis	1	20	20.0	20	0
Chris Givens	1	7	7.0	7	0
Malcolm Brown	1	-2	-2.0	-2	0

Rams	273	2,931	10.7	68	11
Opponents	399	4,301	10.8	87t	21

Interceptions	No.	Yards	Avg.	Long	TD
Trumaine Johnson	7	136	19.4	58t	1
Janoris Jenkins	3	0	0.0	0	0
Eugene Sims	1	42	42.0	42	0
Rodney McLeod	1	4	4.0	4	0
James Laurinaitis	1	0	0.0	0	0
Rams	13	182	14.0	58t	1
Opponents	11	131	11.9	45t	2

Punting	No.	Yards	Avg.	Net	TB	In20	Long	BLK
Johnny Hekker	96	4,601	47.9	43.7	6	41	68	0
Rams	96	4,601	47.9	43.7	6	41	68	0
Opponents	83	3,721	44.8	38.8	10	26	73	0

Punt Returns	Ret.	FC	Yards	Avg.	Long	TD
Tavon Austin	34	15	268	7.9	75t	1
Wes Welker	2	0	23	11.5	13	0
Janoris Jenkins	1	0	5	5.0	5	0
Cody Davis	1	0	4	4.0	4	0
Daren Bates	1	0	0	0.0	0	0
Rams	39	15	300	7.7	75t	1
Opponents	40	25	289	7.2	57t	1

Kickoff Returns	No.	Yards	Avg.	Long	TD
Benny Cunningham	25	714	28.6	102	0
Isaiah Pead	3	63	21.0	22	0
Tavon Austin	3	16	5.3	7	0
Chase Reynolds	2	9	4.5	9	0
Stedman Bailey	1	28	28.0	28	0
Rams	34	830	24.4	102	0
Opponents	27	605	22.4	42	0

Field Goals	1-19	20-29	30-39	40-49	50+
Greg Zuerlein	1/1	2/2	9/10	5/8	3/9
Zach Hocker	0/0	0/0	1/1	0/0	0/0
Rams	1/1	2/2	10/11	5/8	3/9
Opponents	0/0	17/17	10/10	6/6	2/4

Greg Zuerlein (33, 37) (52) (49, 27) (30) (42, 50N, 53N, 63N) (39, 63N, 35N) (38, 40B) (61, 35, 45, 48N, 53) (26, 38) (52N) (19) (42) (33, 32, 44, 52N, 48N)

Zach Hocker (35)

Opponents (25, 27, 35) (46) (21, 41) (21, 27, 42, 38, 29) (35) (25, 44) (54, 26) (34, 40) (35, 37, 36) (51N, 25, 20, 51N, 47) (21) (33, 29) (53, 32, 24) (26) (26, 28, 38, 23)

Fumbles Lost: Case Keenum 2, Nick Foles 2, Tavon Austin 2, Tre Mason 1, Todd Gurley II 1, Isaiah Pead 1, Jared Cook 1 **Total: 10**

Opponent Fumble Recoveries: Akeem Ayers 3, Rodney McLeod 1, Trumaine Johnson 1, Daren Bates 1, T.J. McDonald 1, Aaron Donald 1, Lamarcus Joyner 1, Maurice Alexander 1, Eugene Sims 1, Doug Worthington 1, Nick Fairley 1 **Total: 13**

TD	TD%	Int.	Int%	Long	Sack/Lost	Rating
7	2.1%	10	3.0%	68	14/98	69.0
4	3.2%	1	0.8%	60t	4/28	87.7
0	0.0%	0	0.0%	11t	0/0	85.1
0	0.0%	0	0.0%	20	0/0	47.9
11	2.3%	11	2.3%	68	18/126	74.1
21	3.5%	13	2.2%	87t	41/236	90.5



2014 (6-10) 4th, NFC West - Jeff Fisher



Date	W/L	Score	Opponent	Attend.
9/7	L	6-34	Minnesota Vikings	(56,001)
9/14	W	19-17	at Tampa Bay Buccaneers	(60,245)
9/21	L	31-34	Dallas Cowboys	(58,743)
10/5	L	28-34	at Philadelphia Eagles	(69,869)
10/13	L	17-31	San Francisco 49ers	(56,802)
10/19	W	28-26	Seattle Seahawks	(57,733)
10/26	L	7-34	at Kansas City Chiefs	(75,890)
11/2	W	13-10	at San Francisco 49ers	(70,486)
11/9	L	14-31	at Arizona Cardinals	(61,363)
11/16	W	22-7	Denver Broncos	(59,400)
11/23	L	24-27	at San Diego Chargers	(67,983)
11/30	W	52-0	Oakland Raiders	(55,622)
12/7	W	24-0	at Washington Redskins	(70,754)
12/11	L	6-12	Arizona Cardinals	(55,898)
12/21	L	27-37	New York Giants	(55,818)
12/28	L	6-20	at Seattle Seahawks	(68,443)
Total Attendance				(1,001,050)

	Rams	OPP
Total First Downs	288	301
Rushing	79	83
Passing	189	189
Penalty	20	29
3rd Down Efficiency	68/192-35.4%	82/213-38.5%
4th Down Efficiency	4/10-40%	0/10-0.0%
Possession Avg.	29:13	30:47
Total Net Yards	5,035	5,626
Avg. Per Game	314.7	351.6
Total Plays	957	1,005
Avg. Per Play	5.3	5.6
Net Yards Rushing	1,635	1,765
Avg. Per Game	102.2	110.3
Total Rushes	395	425
Net Yards Passing	3,400	3,861
Avg. Per Game	212.5	241.3
Sacked/Yards Lost	47/295	40/265
Gross Yards	3,695	4,126
Attempts/Completions	515/327	540/368
Completion Pct.	63.5%	68.1%
Had Intercepted	16	13
Punts/Average	81/45.9	76/43.0
Net Avg.	42.3	35.9
Penalties/Yards	123/1,139	105/882
Fumbles/Ball Lost	27/11	26/12
Touchdowns	36	40
Rushing	11	12
Passing	20	18
Returns	5	10

Score By Periods	Q1	Q2	Q3	Q4	OT	T
Rams	95	98	48	83	0	324
Opponents	42	93	106	113	0	354

Scoring	TD	Ru	Pa	Rt	PAT	FG	2Pt	Pts.
Greg Zuerlein	0	0	0	0	34/35	24/30	0	106
Lance Kendricks	5	0	5	0	0/0	0/0	0	30
Tre Mason	5	4	1	0	0/0	0/0	0	30
Benny Cunningham	4	3	1	0	0/0	0/0	0	24
Tavon Austin	3	2	0	1	0/0	0/0	0	18
Kenny Britt	3	0	3	0	0/0	0/0	0	18
Jared Cook	3	0	3	0	0/0	0/0	0	18
Brian Quick	3	0	3	0	0/0	0/0	0	18
Janoris Jenkins	2	0	0	2	0/0	0/0	0	12
Stedman Bailey	2	0	1	1	0/0	0/0	0	12
Cory Harkey	1	0	1	0	0/0	0/0	1	8
Chris Givens	1	0	1	0	0/0	0/0	0	6
Shaun Hill	1	1	0	0	0/0	0/0	0	6
Zac Stacy	1	1	0	0	0/0	0/0	0	6
Trumaine Johnson	1	0	0	1	0/0	0/0	0	6
Austin Pettis	1	0	1	0	0/0	0/0	0	6
Rams	36	11	20	5	34/35	24/30	1	324
Opponents	40	12	18	10	39/39	25/29	0	354

Two Point Conversions: RAMS 1/1, Opponents: 0/1

Sacks: Quinn 10.5, Donald 9.0, Hayes 4, Laurinaitis 3.5, Sims 3.0, Barron 3.0, McDonald 2.0, Brockers 2.0, Long 1.0, Joyner 1.0, Langford 1.0
Rams: 40.0, Opponents: 47.0

Usual Starters

WR	Kenny Britt (13)	LE	William Hayes (9)
LT	Greg Robinson (12)	LT	Aaron Donald (12)
LG	Rodger Saffold (13)	RT	Michael Brockers (16)
C	Scott Wells (16)	RE	Robert Quinn (16)
RG	Davin Joseph (13)	RLB	Jo-lonn Dunbar (10)
RT	Joe Barksdale (16)	MLB	James Laurinaitis (16)
TE	Cory Harkey (12)	LLB	Alec Ogletree (16)
TE	Lance Kendricks (15)	LCB	E.J. Gaines (15)
QB	Austin Davis (8)	RCB	Janoris Jenkins (13)
	Shaun Hill (8)	SS	T.J. McDonald (16)
WR	Tavon Austin (9)	FS	Rodney McLeod (16)
RB	Tre Mason (9)		

Passing	Att.	Comp.	Yards	Comp%	Yards/Att.
Austin Davis	284	180	2,001	63.4%	7.0
Shaun Hill	229	145	1,657	63.3%	7.2
Johnny Hekker	2	2	37	100%	18.5
Rams	515	327	3,695	63.5%	7.2
Opponents	540	368	4,126	68.1%	7.6

Rushing	No.	Yards	Avg.	Long	TD
Tre Mason	179	765	4.3	89t	4
Zac Stacy	76	293	3.9	16	1
Benny Cunningham	66	246	3.7	20	3
Tavon Austin	36	224	6.2	19	2
Austin Davis	16	36	2.3	12	0
Trey Watts	7	30	4.3	9	0
Kenny Britt	2	14	7.0	12	0
Stedman Bailey	1	13	13.0	13	0
Shaun Hill	10	10	1.0	9	1
Chris Givens	1	4	4.0	4	0
Jared Cook	1	0	0.0	0	0
Rams	395	1,635	4.1	89t	11
Opponents	425	1,765	4.2	67t	12

Receiving	No.	Yards	Avg.	Long	TD
Jared Cook	52	634	12.2	59t	3
Kenny Britt	48	748	15.6	63t	3
Benny Cunningham	45	352	7.8	19	1
Tavon Austin	31	242	7.8	28	0
Stedman Bailey	30	435	14.5	38	1
Lance Kendricks	27	259	9.6	23t	5
Brian Quick	25	375	15.0	51t	3
Zac Stacy	18	152	8.4	17	0
Tre Mason	16	148	9.3	35t	1
Austin Pettis	12	118	9.8	27	1
Chris Givens	11	159	14.5	47t	1
Cory Harkey	8	55	6.9	21	1
Trey Watts	3	18	6.0	11	0
Shaun Hill	1	0	0.0	0	0
Rams	327	3,695	11.3	63t	20
Opponents	368	4,126	11.2	80t	18

Interceptions	No.	Yards	Avg.	Long	TD
Trumaine Johnson	3	69	23.0	43t	1
Janoris Jenkins	2	124	62.0	99t	2
Alec Ogletree	2	44	22.0	44	0
Rodney McLeod	2	1	0.5	1	0
E.J. Gaines	2	0	0.0	0	0
T.J. McDonald	1	20	20.0	20	0
Marcus Roberson	1	18	18.0	18	0
Rams	13	276	21.2	99t	3
Opponents	16	245	15.3	81t	5

Punting	No.	Yards	Avg.	Net	TB	In20	Long	BLK
Johnny Hekker	80	3,721	46.5	42.3	5	33	61	1
Rams	81	3,721	45.9	42.3	5	33	61	1
Opponents	76	3,268	43.0	35.9	3	21	58	1

Punt Returns	Ret.	FC	Yards	Avg.	Long	TD
Tavon Austin	35	23	391	11.2	78t	1
Stedman Bailey	1	0	90	90.0	90t	1
Austin Pettis	1	0	1	1.0	1	0
Trumaine Johnson	0	1	0	0.0	0	0
Rams	37	24	482	13.0	90t	2
Opponents	28	27	192	6.9	42	0

Kickoff Returns	No.	Yards	Avg.	Long	TD
Benny Cunningham	35	963	27.5	75	0
Chris Givens	5	101	20.2	29	0
Tavon Austin	2	19	9.5	11	0
Stedman Bailey	1	9	9.0	9	0
Tim Barnes	1	7	7.0	37	0
Chase Reynolds	1	0	0.0	31	0
Rams	45	1099	24.4	75	0
Opponents	35	849	24.3	99t	1

Field Goals	1-19	20-29	30-39	40-49	50+
Greg Zuerlein	1/1	6/7	10/12	2/3	5/7
Rams	1/1	6/7	10/12	2/3	5/7
Opponents	0/0	8/10	4/4	8/8	5/7

Greg Zuerlein (36, 25, 38, 48) (29) () (40) (32, 37) (42) (28, 42) (33, 28, 27, 50N) (44N) (32) (29, 40) (43, 34) (44) (31, 35) (54, 25, 48) (36)

Opponents (30, 50N) (38) (19, 35N) (53N, 71N) (48, 34) (20, 35) (37, 31, 50G) () () () () (32, 43, 24) (50N, 25N) (45, 36B, 26N) (35, 32) (28, 35)

Fumbles Lost: Austin Davis 3, Benny Cunningham 2, Zac Stacy 2, Scott Wells 2, Shaun Hill 1, Tre Mason 1, **Total: 11**

Opponent Fumble Recoveries: James Laurinaitis 2, Rodney McLeod 2, Michael Brockers 1, Cody Davis 1, T.J. McDonald 1, Alex Bayer 1, E.J. Gaines 1, Eugene Sims 1, Chris Long 1, William Hayes 1 **Total: 12**

TD	TD%	Int.	Int%	Long	Sack/Lost	Rating
12	4.2%	9	3.2%	59t	29/179	85.1
8	3.5%	7	3.1%	63t	18/116	83.9
0	0.0%	0	0.0%	19	1/0	118.8
20	3.9%	16	3.1%	63t	47/295	84.9
18	3.3%	13	2.4%	80t	40/265	91.8



2013 (7-9) 4th, NFC West - Jeff Fisher



Date	W/L	Score	Opponent	Attend.
9/8	W	27-24	Arizona Cardinals	(55,279)
9/15	L	24-31	at Atlanta Falcons	(69,379)
9/22	L	7-31	at Dallas Cowboys	(74,634)
9/26	L	11-35	San Francisco 49ers	(56,626)
10/6	W	34-20	Jacksonville Jaguars	(54,230)
10/13	W	38-13	at Houston Texans	(71,747)
10/20	L	15-30	at Carolina Panthers	(72,716)
10/28	L	9-14	Seattle Seahawks	(55,966)
11/3	L	21-28	Tennessee Titans	(54,601)
11/10	W	38-8	at Indianapolis Colts	(66,087)
11/24	W	42-21	Chicago Bears	(66,001)
12/1	L	13-23	at San Francisco 49ers	(68,831)
12/8	L	10-30	at Arizona Cardinals	(60,643)
12/15	W	27-16	New Orleans Saints	(54,439)
12/22	W	23-13	Tampa Bay Buccaneers	(54,418)
12/29	L	9-27	at Seattle Seahawks	(68,265)
Total Attendance				(1,007,862)

	Rams	OPP
Total First Downs	282	337
Rushing	82	87
Passing	165	203
Penalty	19	23
3rd Down Efficiency	73/212-34.4%	78/201- 38.8%
4th Down Efficiency	6/18-33.3%	9/16-56.3%
Possession Avg.	29:05	30:55
Total Net Yards	4,877	5,520
Avg. Per Game	304.8	345.0
Total Plays	968	1014
Avg. Per Play	5.0	5.4
Net Yards Rushing	1,752	1,646
Avg. Per Game	109.5	102.9
Total Rushes	426	440
Net Yards Passing	3,125	3,874
Avg. Per Game	195.3	242.1
Sacked/Yards Lost	36/235	53/326
Gross Yards	3360	4200
Attempts/Completions	506/301	521/355
Completion Pct.	59.5%	68.1%
Had Intercepted	11	14
Punts/Average	78/46.3	74/48.6
Net Avg.	44.2	42.1
Penalties/Yards	123/1,009	105/978
Fumbles/Ball Lost	20/10	27/15
Touchdowns	38	44
Rushing	10	18
Passing	22	21
Returns	6	5

Score By Periods	Q1	Q2	Q3	Q4	OT	T
Rams	67	101	80	100	0	348
Opponents	79	100	85	100	0	364

Scoring	TD	Ru	Pa	Rt	PAT	FG	2Pt	Pts.
Greg Zuerlein	0	0	0	0	34/34	26/28	0	112
Zac Stacy	8	7	1	0	0/0	0/0	0	48
Tavon Austin	6	1	4	1	0/0	0/0	0	36
Jared Cook	5	0	5	0	0/0	0/0	0	30
Lance Kendricks	4	0	4	0	0/0	0/0	0	24
Austin Pettis	4	0	4	0	0/0	0/0	0	24
Cory Harkey	2	0	2	0	0/0	0/0	0	12
Brian Quick	2	0	2	0	0/0	0/0	0	12
Benny Cunningham	1	1	0	0	0/0	0/0	0	6
Stedman Bailey	1	1	0	0	0/0	0/0	0	6
Daren Bates	1	0	0	1	0/0	0/0	0	6
Matt Giordano	1	0	0	1	0/0	0/0	0	6
Chris Long	1	0	0	1	0/0	0/0	0	6
Alec Ogletree	1	0	0	1	0/0	0/0	0	6
Robert Quinn	1	0	0	1	0/0	0/0	0	6
Rams	38	10	22	6	34/34	26/28	3	348
Opponents	44	18	21	5	42/42	18/26	1	364

Two Point Conversions: Rams 3/4, Opponents: 1/2

Sacks: Robert Quinn 19, Chris Long 8.5, Michael Brockers 5.5, William Hayes 5, Kendall Langford 5, James Laurinaitis 3.5, Eugene Sims 2, Alec Ogletree 1.5, Matt Conrath 1, Janoris Jenkins 1, T.J. McDonald 1
Rams: 53.0, Opponents: 36.0

Usual Starters

WR	Chris Givens (14)	LE	Chris Long (16)
LT	Jake Long (15)	LT	Kendall Langford (16)
LG	Chris Williams (16)	RT	Michael Brockers (16)
C	Scott Wells (12)	RE	Robert Quinn (16)
RG	Rodger Saffold (9)	RLB	Jo-Lonn Dunbar (10)
RT	Joe Barksdale (13)	MLB	James Laurinaitis (16)
TE	Jared Cook (12)	LLB	Alec Ogletree (16)
TE	Lance Kendricks (13)	LCB	Cortland Finnegan (5)
QB	Kellen Clemens (9)	RCB	Janoris Jenkins (16)
WR	Austin Pettis (6)	SS	T.J. McDonald (10)
RB	Zac Stacy (12)	FS	Rodney McLeod (16)

Passing	Att.	Comp.	Yards	Comp%	Yards/Att.
Sam Bradford	262	159	1,687	60.7%	6.4
Kellen Clemens	242	142	1,673	58.7%	6.9
RAMS	506	301	3,360	59.6%	6.6
Opponents	521	355	4,200	66.2%	8.1

Rushing	No.	Yards	Avg.	Long	TD
Zac Stacy	250	973	3.9	40t	7
Benny Cunningham	47	261	5.6	56	1
Daryl Richardson	69	215	3.1	14	0
Tavon Austin	9	151	16.8	65t	1
Kellen Clemens	23	64	2.8	16	0
Stedman Bailey	2	33	16.5	27t	1
Sam Bradford	15	31	2.1	23	0
Isaiah Pead	7	21	3.0	11	0
Rams	426	1,752	4.1	65t	10
Opponents	440	1,646	3.7	41	18

Receiving	No.	Yards	Avg.	Long	TD
Jared Cook	51	671	13.2	47	5
Tavon Austin	40	418	10.5	81t	4
Austin Pettis	38	399	10.5	31t	4
Chris Givens	34	569	16.7	47	0
Lance Kendricks	32	258	8.1	21	4
Zac Stacy	26	141	5.4	25	1
Brian Quick	18	302	16.8	73	2
Stedman Bailey	17	226	13.3	28	0
Daryl Richardson	14	121	8.6	19	0
Cory Harkey	13	113	8.7	31t	2
Isaiah Pead	11	78	7.1	14	0
Benny Cunningham	6	59	9.8	18	0
Mike McNeill	1	5	5.0	5	0
Rams	332	3,783	11.4	80t	22
Opponents	362	3,927	10.8	68t	16

Interceptions	No.	Yards	Avg.	Long	TD
Trumaine Johnson	3	36	12.0	29	0
James Laurinaitis	2	9	4.5	9	0
Rodney McLeod	2	2	1.0	2	0
Alec Ogletree	1	98	98.0	98t	1
Matt Giordano	1	82	82.0	82t	1
Will Witherspoon	1	20	20.0	20	0
William Hayes	1	5	5.0	5	0
Janoris Jenkins	1	5	5.0	5	0
Cortland Finnegan	1	1	1.0	1	0
T.J. McDonald	1	-2	-2.0	-2	0
Rams	14	256	18.3	98t	2
Opponents	11	230	20.9	68t	5

Punting	No	Yards	Avg.	Net	TB	In20	Long	BLK
Johnny Hekker	78	3,609	46.3	44.2	4	19	64	0
Rams	78	3,609	46.3	44.2	4	19	64	0
Opponents	74	3,597	48.6	42.1	5	27	68	0

Punt Returns	Ret.	FC	Yards	Avg.	Long	TD
Tavon Austin	33	11	280	8.5	98t	1
Justin Veltung	7	0	61	8.7	15	0
Austin Pettis	2	0	37	18.5	32	0
Chase Reynolds	1	0	0	0.0	0	0
Rams	43	11	378	8.8	98t	1
Opponents	30	23	79	2.6	17	0

Kickoff Returns	No.	Yards	Avg.	Long	TD
Tavon Austin	18	398	22.1	32	0
Benny Cunningham	13	299	23.0	32	0
Isaiah Pead	5	138	27.6	31	0
Rams	37	835	22.6	32	0
Opponents	25	544	21.8	39	0

Field Goals	1-19	20-29	30-39	40-49	50+
Greg Zuerlein	0/0	7/7	10/10	8/9	1/2
Rams	0/0	7/7	10/10	8/9	1/2
Opponents	1/1	3/5	10/12	3/3	1/5

Greg Zuerlein (36, 25, 38, 48) (29) () (40) (32, 37) (42) (28, 42) (33, 28, 27, 50N) (44N) (32) (29, 40) (43,34) (44)(31, 35) (54, 25, 48) (36)

Opponents (30, 50N) (38) (19, 35N) (53N, 71N) (48, 34) (20, 35) (37, 31, 50) () () () (32, 43, 24) (50N, 25N) (45, 36B, 26N) (35, 32) (28, 35)

Fumbles Lost: Kellen Clemens 4, Tavon Austin 1, Sam Bradford 1, Benny Cunningham 1, Jared Cook 1, Chris Givens 1, Zac Stacy 1 **Total: 10**

Opponent Fumble Recoveries: William Hayes 3, Chris Long 2, Robert Quinn 2, James Laurinaitis 2, Rodney McLeod 2, Janoris Jenkins 1, Trumaine Johnson 1, Darian Stewart 1, Ray-Ray Armstrong 1 **Total: 15**

TD	TD%	Int.	Int%	Long	Sack/Lost	Rating
14	5.3%	4	1.5%	73	15/97	90.9
8	3.3%	7	2.9%	81t	21/138	78.8
22	3.9%	11	2.2%	81t	36/235	84.8
21	2.9%	14	2.7%	81t	53/326	94.7



2012 (7-8-1) 3rd, NFC West - Jeff Fisher



Date	W/L	Score	Opponent	Attend.
9/9	L	23-27	at Detroit Lions	(62,365)
9/16	W	31-28	Washington Redskins	(53,974)
9/23	L	6-23	at Chicago Bears	(62,227)
9/30	W	19-13	Seattle Seahawks	(53,891)
10/4	W	17-3	Arizona Cardinals	(54,653)
10/14	L	14-17	at Miami Dolphins	(59,864)
10/21	L	20-30	Green Bay Packers	(64,317)
10/28	L	7-45	New England Patriots*	(84,582)
11/11	T	24-24	at San Francisco 49ers	(68,863)
11/18	L	13-27	New York Jets	(57,712)
11/25	W	31-17	at Arizona Cardinals	(60,062)
12/2	W	16-13	San Francisco 49ers	(57,269)
12/9	W	15-12	at Buffalo Bills	(67,859)
12/16	L	22-36	Minnesota Vikings	(55,764)
12/23	W	28-13	at Tampa Bay Buccaneers	(54,266)
12/30	L	13-20	at Seattle Seahawks	(67,936)

Total Attendance

* Denotes International Series at Wembley Stadium in London

	Rams	OPP
Total First Downs	287	327
Rushing	79	107
Passing	189	197
Penalty	19	23
3rd Down Efficiency	67/209-32.1%	80/213- 37.6%
4th Down Efficiency	13/24-54.2%	6/16-37.5%
Possession Avg.	28:54	31:06
Total Net Yards	5,264	5,482
Avg. Per Game	329.0	342.6
Total Plays	1,002	1,041
Avg. Per Play	5.3	5.3
Net Yards Rushing	1,714	1,880
Avg. Per Game	107.1	117.5
Total Rushes	410	442
Net Yards Passing	3,550	3,602
Avg. Per Game	221.9	225.1
Sacked/Yards Lost	35/233	52/325
Gross Yards	3,783	3,927
Attempts/Completions	557/332	547/362
Completion Pct.	59.6%	66.2%
Had Intercepted	14	17
Punts/Average	82/45.8	73/44.3
Net Avg.	39.9	39.0
Penalties/Yards	130/978	90/758
Fumbles/Ball Lost	24/8	17/4
Touchdowns	32	37
Rushing	5	18
Passing	22	16
Returns	5	3

Score By Periods	Q1	Q2	Q3	Q4	OT	T
Rams	53	84	56	103	3	299
Opponents	74	114	63	97	0	348

Scoring	TD	Ru	Pa	Rt	PAT	FG	2Pt	Pts.
Greg Zuerlein	0	0	0	0	26/26	23/31	0	95
Brandon Gibson	5	0	5	0	0/0	0/0	0	30
Steven Jackson	4	4	0	0	0/0	0/0	1	26
Lance Kendricks	4	0	4	0	0/0	0/0	1	26
Austin Pettis	4	0	4	0	0/0	0/0	0	24
Janoris Jenkins	4	0	0	4	0/0	0/0	0	24
Danny Amendola	3	0	3	0	0/0	0/0	1	20
Chris Givens	3	0	3	0	0/0	0/0	1	20
Brian Quick	2	0	2	0	0/0	0/0	0	12
Cortland Finnegan	1	0	0	1	0/0	0/0	0	6
Matthew Mulligan	1	0	1	0	0/0	0/0	0	6
Sam Bradford	1	1	0	0	0/0	0/0	0	6
Daryl Richardson	0	0	0	0	0/0	0/0	1	2
Rams	32	5	22	5	26/26	23/31	5	299
Opponents	37	18	16	3	36/36	30/37	0	348

Two Point Conversions: RAMS 5/6, Opponents: 0/1

Sacks: C.Long 11.5, R.Quinn 10.5, W.Hayes 7.0, J.Dunbar 4.5, M.Brockers 4.0, Q.Mikell 3.0, E.Sims 3.0, K.Langford 2.0, M.Haggan 1.0, C.Finnegan 1.0, J.Cudjor 1.0, R.McIntosh 1.0, B.Fletcher 1.0, J.Laurinaitis 0.5

Rams: 51.0, Opponents: 35.0

Usual Starters

WR	Brandon Gibson (13)	LE	Chris Long (16)
LT	Rodger Saffold (10)	LT	Kendall Langford (15)
LG	Robert Turner (16)	RT	Michael Brockers (12)
C	Scott Wells (7)	RE	Robert Quinn (14)
RG	Harvey Dahl (14)	WLB	Jo-Lonn Dunbar (16)
RT	Barry Richardson (16)	MLB	James Laurinaitis (16)
TE	Lance Kendricks (14)	SLB	Rocky McIntosh (9)
WR	Danny Amendola (9)	LCB	Cortland Finnegan (15)
QB	Sam Bradford (16)	RCB	Janoris Jenkins (14)
WR	Chris Givens (12)	SS	Craig Dahl (16)
RB	Steven Jackson (16)	FS	Quintin Mikell (16)

Passing	Att.	Comp.	Yards	Comp%	Yards/Att.
Sam Bradford	551	328	3,702	59.5%	6.7
Johnny Hekker	3	3	42	100.0%	14.0
Kellen Clemens	3	1	39	33.3%	13.0
Rams	557	332	3,783	59.6%	6.8
Opponents	547	362	3,927	66.2%	7.2

Rushing	No.	Yards	Avg.	Long	TD
Steven Jackson	257	1,042	4.1	46	4
Daryl Richardson	98	475	4.8	53	0
Sam Bradford	37	127	3.4	21	1
Isaiah Pead	10	54	5.4	19	0
Chris Givens	3	12	4.0	14	0
Danny Amendola	2	8	4.0	6	0
Kellen Clemens	2	5	2.5	5	0
Johnny Hekker	1	-9	-9.0	-9	0
Rams	410	1,714	4.2	53	5
Opponents	442	1,880	4.3	82t	18

Receiving	No.	Yards	Avg.	Long	TD
Danny Amendola	63	666	10.6	56	3
Brandon Gibson	51	691	13.5	34t	5
Chris Givens	42	698	16.6	65	3
Lance Kendricks	42	519	12.4	80t	4
Steven Jackson	38	321	8.4	22	0
Austin Pettis	30	261	8.7	36	4
Daryl Richardson	24	163	6.8	26	0
Shelley Smith	14	131	9.4	25	0
Brian Quick	11	156	14.2	39	2
Matthew Mulligan	8	84	10.5	18	1
Mike McNeill	4	31	7.8	10	0
Isaiah Pead	3	16	5.3	9	0
Rodney McLeod	1	21	21.0	21	0
Cory Harkey	1	21	21.0	21	0
Robert Turner	0	4	0.0	4	0
Brit Miller	0	0	0.0	0	0
Rams	332	3,783	11.4	80t	22
Opponents	362	3,927	10.8	68t	16

Interceptions	No.	Yards	Avg.	Long	TD
Janoris Jenkins	4	150	37.5	41t	3
Cortland Finnegan	3	68	22.7	32	1
Jo-Lonn Dunbar	2	63	31.5	42	0
Jame Laurinaitis	2	18	9.0	18	0
Trumaine Johnson	2	4	2.0	4	0
Craig Dahl	1	38	38.0	38	0
Rocky McIntosh	1	34	34.0	34	0
Eugene Sims	1	5	5.0	5	0
Bradley Fletcher	1	2	2.0	2	0
Rams	17	382	22.5	42	4
Opponents	14	182	13.0	45t	2

Punting	No.	Yards	Avg.	Net	TB	In20	Long	BLK
Johnny Hekker	82	3,756	45.8	39.9	4	22	68	0
Rams	82	3,756	45.8	39.9	4	22	68	0
Opponents	72	3,231	44.3	39.5	5	32	63	1

Punt Returns	Ret	FC	Yards	Avg.	Long	TD
Danny Amendola	17	10	122	7.2	22	0
Austin Pettis	11	9	77	7.0	23	0
Janoris Jenkins	9	1	46	5.1	14	0
Rams	37	20	245	6.6	23	0
Opponents	41	12	402	9.8	26	0

Kickoff Returns	No.	Yards	Avg.	Long	TD
Chris Givens	23	539	23.4	48	0
Isaiah Pead	10	212	21.2	32	0
Danny Amendola	2	16	8.0	12	0
Brit Miller	1	13	13.0	13	0
Austin Pettis	1	13	13.0	13	0
Craig Dahl	1	6	6.0	6	0
Rams	38	799	21.0	48	0
Opponents	30	730	24.3	69	0

Field Goals	1-19	20-29	30-39	40-49	50+
Greg Zuerlein	1/1	4/4	4/6	7/7	7/13
Rams	1/1	4/4	4/6	7/7	7/13
Opponents	0/0	5/6	9/9	10/13	6/9

Greg Zuerlein (48, 29, 46) (39, 33, 42) (56, 46) (58, 48, 60, 24) (53) (48, 32, 52N, 37N, 66N) (50, 43) () (27, 58N) () (35N, 19) (58N, 53, 54) () (57N) () (51N, 39, 25)

Opponents (41, 45) (62N) (54, 22, 37) (31, 30) (35, 40N) (42) (47, 58N, 23, 48) (26) (33, 41N) (51, 26N, 51, 44N) (32) (23, 33, 51N) (35, 40) (50, 38, 42, 53, 51) (29, 49) (43, 49)

Fumbles Lost: D.Amendola 2, D.Richardson 2, I.Pead 1, B.Miller 1, S.Bradford 1, S.Wells 1 **Total: 8**
Opponent Fumble Recoveries: R.Turner 1, W.Hayes 1, J.Laurinaitis 1, J.Jenkins 1 **Total: 4**

TD	TD%	Int.	Int%	Long	Sack/Lost	Rating
21	3.8%	13	2.4%	80t	35/233	82.5
1	33.3%	0	0.0%	21	0/0	158.3
0	0.0%	1	33.3%	39	0/0	42.4
22	3.9%	14	2.5%	80t	35/233	82.8
16	2.9%	17	3.1%	68t	52/325	84.0

2011 (2-14) 4th, NFC West - Steve Spagnuolo

Date	W/L	Score	Opponent	Attend.
9/11	L	13-31	Philadelphia	(56,722)
9/19	L	16-28	at New York Giants	(78,290)
9/25	L	7-37	Baltimore	(56,289)
10/02	L	10-17	Washington	(56,113)
10/16	L	3-24	at Green Bay	(70,604)
10/23	L	7-34	at Dallas	(80,086)
10/30	W	31-21	New Orleans	(57,179)
11/06	L	13-19 OT	at Arizona	(60,628)
11/13	W	13-12	at Cleveland	(64,900)
11/20	L	7-24	Seattle	(56,400)
11/27	L	20-23	Arizona	(56,029)
12/04	L	0-26	at San Francisco	(69,732)
12/12	L	13-30	at Seattle	(66,577)
12/18	L	13-20	Cincinnati	(56,431)
12/24	L	0-27	at Pittsburgh	(60,081)
1/01/2012	L	27-34	San Francisco	(55,990)
Total Attendance				(1,002,051)

	Rams	OPP
Total First Downs	267	313
Rushing	79	122
Passing	159	166
Penalty	29	25
3rd Down Efficiency	64/228-28.1%	83/216-38.4%
4th Down Efficiency	8/23-34.8%	5/8-62.5%
Possession Avg.	28:07	31:53
Total Net Yards	4,537	5,734
Avg. Per Game	283.6	358.4
Total Plays	1013	1,033
Avg. Per Play	4.5	5.6
Net Yards Rushing	1,667	2,427
Avg. Per Game	104.2	151.7
Total Rushes	409	509
Net Yards Passing	2,870	3,307
Avg. Per Game	179.4	206.7
Sacked/Yards Lost	55/388	39/261
Gross Yards	3,258	3,568
Attempts/Completions	549/292	485/294
Completion Pct.	53.2%	60.6%
Had Intercepted	10	12
Punts/Average	106/43.9	81/44.9
Net Avg.	37.0	39.2
Penalties/Yards	112/899	111/951
Fumbles/Ball Lost	27/13	24/6
Touchdowns	18	45
Rushing	7	17
Passing	9	21
Returns	2	7

Score by Periods	1	2	3	4	OT	T
Rams	37	58	37	61	0	193
Opponents	94	103	100	104	6	407

Scoring	TD	Ru	Pa	Rt	PAT	FG	S	Pts.
Josh Brown	0	0	0	0	18/18	21/28	0	81
Steven Jackson	6	5	1	0	0/0	0/0	0	36
Brandon Lloyd	5	0	5	0	0/0	0/0	0	30
Danario Alexander	2	0	2	0	0/0	0/0	0	12
Cadillac Williams	1	1	0	0	0/0	0/0	0	6
Kellen Clemens	1	1	0	0	0/0	0/0	0	6
Nick Miller	1	0	0	1	0/0	0/0	0	6
Brandon Gibson	1	0	1	0	0/0	0/0	0	6
Darian Stewart	1	0	0	1	0/0	0/0	0	6
James Hall	0	0	0	0	0/0	0/0	1	2
Rams	18	7	9	2	18/18	21/28	1	193
Opponents	45	17	21	7	44/44	31/37	0	407

Sacks: Chris Long 13, James Hall 6, Robert Quinn 5, Gary Gibson 3, James Laurinaitis 3, Darian Stewart 3, Chris Chamberlain 2, C.J. Ah You 1, Justin King 1, Quintin Mikell 1, Fred Robbins 1, Rams: 39.0 Opponents: 55.0

Usual Starters

WR	Brandon Lloyd (11)	LE	Chris Long (16)
LT	Rodger Saffold (9)	LT	Fred Robbins (15)
LG	Jacob Bell (12)	RT	Justin Bannan (14)
C	Tony Wragge (8)	RE	James Hall (15)
RG	Harvey Dahl (10)	WLB	Chris Chamberlain (12)
RT	Jason Smith (6)	MLB	James Laurinaitis (16)
TE	Billy Bajema (10)	SLB	Brady Poppinga (12)
WR	Brandon Gibson (9)	LCB	Justin King (10)
QB	Sam Bradford (10)	RCB	Josh Gordy (6)
FB	Brit Miller (2)	SS	Darian Stewart (10)
RB	Steven Jackson (15)	FS	Quintin Mikell (16)

Rushing	No.	Yards	Avg.	Long	TD
Steven Jackson	260	1,145	4.4	47t	5
Cadillac Williams	87	361	4.1	23	1
Jerious Norwood	24	61	2.5	10	0
Kellen Clemens	6	37	6.2	18t	1
Sam Bradford	18	26	1.4	17	0
Brandon Gibson	2	16	8.0	11	0
Brit Miller	5	14	2.8	12	0
Donnie Jones	1	9	9.0	9	0
Greg Salas	1	8	8.0	8	0
A.J. Feeley	3	4	1.3	6	0
Austin Pettis	1	-6	-6.0	-6	0
Lance Kendricks	1	-8	-8.0	-8	0
Rams	409	1,667	4.1	47t	7
Opponents	509	2,427	4.8	91t	17

Receiving	No.	Yards	Avg.	Long	TD
Brandon Lloyd	51	683	13.4	37	5
Steven Jackson	42	333	7.9	50	1
Brandon Gibson	36	431	12.0	34t	1
Lance Kendricks	28	352	12.6	45	0
Greg Salas	27	264	9.8	21	0
Austin Pettis	27	256	9.5	35	0
Danario Alexander	26	431	16.6	68	2
Cadillac Williams	14	93	6.6	16	0
Mike Sims-Walker	11	139	12.6	33	0
Billy Bajema	9	71	7.9	19	0
Michael Hoomanawanui	7	83	11.9	27	0
Danny Amendola	5	45	9.0	18	0
Brit Miller	3	41	13.7	20	0
Mark Clayton	3	26	8.7	12	0
Stephen Spach	2	2	1.0	3	0
Nick Miller	1	8	8.0	8	0
Rams	292	3,258	11.2	68	9
Opponents	294	3,568	12.1	93t	21

Interceptions	No.	Yards	Avg.	Long	TD
Josh Gordy	3	37	12.3	30	0
James Laurinaitis	2	15	7.5	15	0
Quintin Mikell	2	11	5.5	11	0
Justin King	1	51	51.0	51	0
Darian Stewart	1	27	27.0	27t	1
Rod Hood	1	27	27.0	27	0
Chris Chamberlain	1	4	4.0	4	0
Craig Dahl	1	-3	-3.0	-3	0
Rams	12	169	14.1	51	1
Opponents	10	40	4.0	13	0

Punting	No.	Yards	Avg.	Net	TB	In20	Long	Blk.
Donnie Jones	105	4,652	44.3	37.0	9	29	65	1
Rams	105	4,652	43.9	37.0	9	29	65	1
Opponents	80	3,636	44.9	39.2	8	29	71	1

Punt Returns	No.	FC	Yards	Avg.	Long	TD
Austin Pettis	15	10	139	9.3	39	0
Nick Miller	8	10	128	16.0	88t	1
Greg Salas	2	3	29	14.5	29	0
Quinn Porter	1	1	1	1.0	1	0
Danny Amendola	1	0	0	0.0	0	0
Mark Clayton	0	1	0	0.0	0	0
Rams	27	25	297	11.0	88t	1
Opponents	45	28	552	12.3	99t	2

Kickoff Returns	No.	Yards	Avg.	Long	TD
Quinn Porter	25	554	22.2	32	0
Jerious Norwood	24	356	25.5	47	0
Austin Pettis	3	75	20.7	24	0
Nick Miller	2	43	21.5	23	0
Eugene Sims	1	10	10.0	10	0
Rams	55	1,280	23.3	47	0
Opponents	36	902	25.1	54	0

Field Goals	1-19	20-29	30-39	40-49	50+
Josh Brown	0/0	7/7	6/7	8/12	0/2
Rams	0/0	7/7	6/7	8/12	0/2
Opponents	2/2	9/10	12/13	7/9	1/3

Josh Brown (49, 47N, 23) (21, 25, 27) (32) (47N, 36) (38) (48, 37, 41, 42B) (29, 34) (35, 48, 50N) (46, 29) (45N, 26, 43) (52N, 33N) (49, 48)

Opponents (34) (51N, 51N, 21, 31, 38) (38) (32) (30, 51) (49N) (27, 38) (44, 32, 43, 27, 22N) (19) (29, 37, 22) (36, 19, 28, 34) (42, 23, 38N, 48) (21, 41) (21, 49) (48N, 36, 42)

Fumbles/Lost: Sam Bradford 10/7, A.J. Feeley 3/2, Greg Salas 3/1, Kellen Clemens 2/0, Steven Jackson 2/1, Austin Pettis 2/0, Danny Amendola 1/0, Lance Kendricks 1/1, Brandon Lloyd (LG) 1/0, Quinn Porter (TM) 1/0, Quinn Porter (LG) 1/0, Cadillac Williams 1/1, Tony Wragge 1/0
Total: 6

Passing	Att.	Comp.	Yards	Pct.	Yards/Att.	TD	TD%	Int.	Int%	Long	Sack/Lost	Rating
Sam Bradford	357	191	2,164	53.5%	6.1	6	1.7%	6	1.7%	68	36/248	70.5
A.J. Feeley	97	53	548	54.6%	5.6	1	1.0%	2	2.1%	34	10/72	66.0
Kellen Clemens	91	48	546	52.7%	6.0	2	2.2%	1	1.1%	36t	9/68	73.8
Tom Brandstater	2	0	0	0.0%	0.0	0	0.0%	0	0.0%	0	0/0	39.6
Jerious Norwood	1	0	0	0.0%	0.0	0	0.0%	1	100.0%	0	0/0	0.0
Brandon Lloyd	1	0	0	0.0%	0.0	0	0.0%	0	0.0%	0	0/0	39.6
Rams	549	292	3,258	53.2%	5.9	9	1.6%	10	1.8%	68	55/388	69.0
Opponents	485	294	3,568	60.6%	7.4	21	4.3%	12	2.5%	93t	39/261	87.4



2010 (7-9) 2nd, NFC West - Steve Spagnuolo



Date	W/L	Score	Opponent	Attend.
9/12	L	13-17	Arizona	(52,440)
9/19	L	14-16	at Oakland	(48,396)
9/26	W	30-16	Washingotn	(52,370)
10/03	W	20-3	Seattle	(52,326)
10/10	L	6-44	at Detroit	(55,714)
10/17	W	20-17	San Diego	(52,472)
10/24	L	17-18	at Tampa Bay	(42,020)
10/31	W	20-10	Carolina	(52,281)
11/14	L	20-23 OT	at San Francisco	(69,732)
11/21	L	17-34	Atlanta	(53,005)
11/28	W	36-33	at Denver	(72,736)
12/05	W	19-6	at Arizona	(61,874)
12/12	L	13-31	at New Orleans	(70,015)
12/19	L	13-27	Kansas City	(55,669)
12/26	W	25-17	San Francisco	(52,820)
1/02/2011	L	6-16	at Seattle	(67,325)
Total Attendance				(911,195)

	Rams	OPP
Total First Downs	292	304
Rushing	84	88
Passing	179	191
Penalty	29	25
3rd Down Efficiency	78/235-33.2%	74/221-33.5%
4th Down Efficiency	8/15-53.3%	6/12-50%
Possession Avg.	30:51	29:09
Total Net Yards	4,846	5,388
Avg. Per Game	302.9	336.8
Total Plays	1,053	1017
Avg. Per Play	4.6	5.3
Net Yards Rushing	1,578	1,810
Avg. Per Game	98.6	113.1
Total Rushes	429	404
Net Yards Passing	3,268	3,578
Avg. Per Game	204.3	223.6
Sacked/Yards Lost	34/244	43/290
Gross Yards	3,512	3,868
Attempts/Completions	590/354	570/328
Completion Pct.	60.0%	57.5%
Had Intercepted	15	14
Punts/Average	94/45.5	82/44.8
Net Avg.	40.0	37.1
Penalties/Yards	102/877	126/1008
Fumbles/Ball Lost	14/6	30/12
Touchdowns	27	32
Rushing	9	7
Passing	18	21
Returns	0	4

Score by Periods	1	2	3	4	OT	T
Rams	69	104	51	65	0	289
Opponents	53	113	53	106	3	328

Scoring	TD	Ru	Pa	Rt	PAT	FG	S	Pts.
Josh Brown	0	0	0	0	26/27	33/39	0	125
Steven Jackson	6	6	0	0	0/0	0/0	0	36
Danny Amendola	3	0	3	0	0/0	0/0	0	18
Kenneth Darby	3	2	1	0	0/0	0/0	0	18
M. Hoomanawanui	3	0	3	0	0/0	0/0	0	18
Billy Bajema	2	0	2	0	0/0	0/0	0	12
Mark Clayton	2	0	2	0	0/0	0/0	0	12
Daniel Fells	2	0	2	0	0/0	0/0	0	12
Brandon Gibson	2	0	2	0	0/0	0/0	0	12
Laurent Robinson	2	0	2	0	0/0	0/0	0	12
D. Alexander	1	0	1	0	0/0	0/0	0	6
Sam Bradford	1	1	0	0	0/0	0/0	0	6
Eugene Sims	0	0	0	0	0/0	1	2	2
Rams	27	9	18	0	26/27	33/39	1	289
Opponents	32	7	21	4	29/29	35/38	0	328

Two Point Conversions: RAMS 0/0, Opponents 1/3

Sacks: James Hall 10.5, Chris Long 8.5, Fred Robbins 6.0, C.J. Ah You 4.0, James Laurinaitis 3.0, Oshiomogho Atogwe 2.0, Larry Grant 2.0, David Vobora 2.0, George Selvie 1.5, Craig Dahl 1.0, Michael Lewis 1.0, Darian Stewart 1.0, Jermelle Cudjo 0.5

Rams: 43.0 Opponents: 34.0

Usual Starters

WR	Brandon Gibson (12)	LE	Chris Long (16)
LT	Rodger Saffold (16)	LT	Gary Gibson (16)
LG	Jacob Bell (16)	RT	Fred Robbins (16)
C	Jason Brown (16)	RE	James Hall (16)
RG	Adam Goldberg (16)	WLB	Na'il Diggs (12)
RT	Jason Smith (15)	MLB	James Laurinaitis (16)
TE	Billy Bajema (8)	SLB	Larry Grant (8)
WR	Laurent Robinson (11)	LCB	Ron Bartell (13)
QB	Sam Bradford (16)	RCB	Bradley Fletcher (15)
FB	Mike Karney (4)	SS	Craig Dahl (13)
RB	Steven Jackson (16)	FS	O.J. Atogwe (15)

Passing	Att.	Comp.	Yards	Pct.	Yards/Att.
Sam Bradford	590	354	3,512	60.0%	5.95
Rams	590	354	3,512	60.0%	5.95
Opponents	570	328	3,868	57.5%	6.79

Rushing	No.	Yards	Avg.	Long	TD
Steven Jackson	330	1,241	3.8	42t	6
Kenneth Darby	34	107	3.1	13	2
Danny Amendola	7	81	11.6	30	0
Sam Bradford	27	63	2.3	17	1
Keith Toston	19	54	2.8	10	0
Brandon Gibson	3	28	9.3	14	0
Mike Karney	6	12	2.0	4	0
Mark Clayton	1	6	6.0	6	0
Laurent Robinson	2	-14	-7.0	-5	0
Rams	429	1,578	3.7	42t	9
Opponents	404	1,810	4.5	80	7

Receiving	No.	Yards	Avg.	Long	TD
Danny Amendola	85	689	8.1	36	3
Brandon Gibson	53	620	11.7	41	2
Steven Jackson	46	383	8.3	49	0
Daniel Fells	41	391	9.5	36	2
Laurent Robinson	34	344	10.1	32	2
Mark Clayton	23	306	13.3	39	2
Danario Alexander	20	306	15.3	46	1
Billy Bajema	14	145	10.4	26t	2
Michael Hoomanawanui	13	146	11.2	36t	3
Kenneth Darby	10	61	6.1	21t	1
Mardy Gilyard	6	63	10.5	21	0
Mike Karney	5	14	2.8	4	0
Keith Toston	2	29	14.5	23	0
Fendi Onobun	2	15	7.5	8	0
Rams	354	3,512	9.9	49	18
Opponents	328	3,868	11.8	65	21

Interceptions	No.	Yards	Avg.	Long	TD
Bradley Fletcher	4	41	10.3	28	0
Oshiomogho Atogwe	3	53	17.7	34	0
Craig Dahl	2	23	11.5	23	0
James Butler	2	13	6.5	16	0
Jerome Murphy	1	19	19.0	19	0
Kevin Dockery	1	8	8.0	8	0
James Laurinaitis	1	4	4.0	4	0
Rams	14	161	11.5	34	0
Opponents	15	287	19.1	96t	2

Punting	No.	Yards	Avg.	Net	TB	In20	Long	Blk.
Donnie Jones	94	4,276	45.5	40.0	4	32	63	0
Rams	94	4,276	45.5	40.0	4	32	63	0
Opponents	82	3,671	44.8	37.1	9	27	72	1

Punt Returns	No.	FC	Yards	Avg.	Long	TD
Danny Amendola	40	18	452	11.3	42	0
Mardy Gilyard	0	1	0	0.0	0	0
Rams	40	19	452	11.3	42	0
Opponents	45	21	435	9.7	78t	1

Kickoff Returns	No.	Yards	Avg.	Long	TD
Danny Amendola	50	1,142	22.8	84	0
Mardy Gilyard	16	356	22.3	34	0
Keith Toston	4	75	18.8	20	0
C.J. Ah You	1	16	16.0	16	0
Larry Grant	1	8	8.0	8	0
Mike Karney	1	17	17.0	17	0
Brit Miller	1	0	0.0	0	0
Maurice Simpkins	1	0	0.0	0	0
Rams	74	1,614	21.8	84	0
Opponents	65	1,538	23.7	105t	1

Field Goals	1-19	20-29	30-39	40-49	50+
Josh Brown	0/0	11/12	12/14	7/9	3/4
Rams	0/0	11/12	12/14	7/9	3/4
Opponents	0/0	11/11	9/10	13/15	2/2

Josh Brown (34B, 46, 25) (36N) (21B, 37, 29, 36) (30, 31) (28, 28) (39, 48) (25) (51N, 33, 41) (42, 33) (53) (28, 37, 45N, 26) (28, 52, 20, 43) (38, 45, 46N) (37, 52) (43, 30, 28) (32, 27)

Opponents (22) (46N, 38, 41, 22) (29, 24, 21) (22) (30, 48, 47) (41, 49B) (35, 39, 53, 38) (44) (26, 47, 29) (42, 29, 24, 21) (49, 40) (45, 41) (40) (53, 38) (34N, 47) (31, 38, 34)

Fumbles/Lost: Sam Bradford 7/2, Danny Amendola 2/1, Billy Bajema 1/0, Jason Brown 1/0, Mardy Gilyard 1/1, Steven Jackson 1/1, Clifton Ryan 1/1
Total: 6

TD	TD%	Int.	Int%	Long	Sack/Lost	Rating
18	3.1%	15	2.5%	49	34/244	76.5
Rams	18	3.1%	15	2.5%	34/244	76.5
Opponents	21	3.7%	14	2.5%	65	80.4

LA 2009 (1-15) 4th, NFC West - Steve Spagnuolo



Date	W/L	Score	Opponent	Attend.
9/13	L	0-28	at Seattle	(67,610)
9/20	L	7-9	at Washington	(87,780)
9/27	L	17-36	Green Bay	(60,234)
10/4	L	0-35	at San Francisco	(69,732)
10/11	L	10-38	Minnesota	(60,166)
10/18	L	20-23 OT	at Jacksonville	(42,088)
10/25	L	6-42	Indianapolis	(60,108)
11/1	W	17-10	at Detroit	(40,857)
11/15	L	23-28	New Orleans	(59,858)
11/22	L	13-21	Arizona	(59,839)
11/29	L	17-27	Seattle	(47,475)
12/6	L	9-17	at Chicago	(61,892)
12/13	L	7-47	at Tennessee	(69,143)
12/20	L	13-16	Houston	(46,256)
12/27	L	10-31	at Arizona	(62,624)
1/3/2010	L	6-28	San Francisco	(47,965)
Total Attendance				(883,788)

	Rams	OPP
Total First Downs	259	333
Rushing	79	127
Passing	159	182
Penalty	21	24
3rd Down Efficiency	73/226-32.3%	91/209-43.5%
4th Down Efficiency	10/28-35.7%	6/12-50.0%
Possession Avg.	28:58	31:02
Total Net Yards	4,470	5,965
Avg. Per Game	279.4	372.8
Total Plays	998	1016
Avg. Per Play	4.5	5.9
Net Yards Rushing	1,784	2,201
Avg. Per Game	111.5	137.6
Total Rushes	411	500
Net Yards Passing	2,686	3,764
Avg. Per Game	167.9	235.3
Sacked/Yards Lost	44/284	25/149
Gross Yards	2,970	3,913
Attempts/Completions	543/312	491/315
Completion Pct.	57.5%	64.2%
Had Intercepted	21	8
Punts/Average	90/46.8	75/44.3
Net Avg.	41.7	36.9
Penalties/Yards	100/834	80/613
Fumbles/Ball Lost	24/12	26/12
Touchdowns	17	54
Rushing	4	24
Passing	12	22
Returns	1	8

Score by Periods	1	2	3	4	OT	T
Rams	16	74	25	60	0	175
Opponents	87	114	93	139	3	436

Scoring	TD	Ru	Pa	Rt	PAT	FG	S	Pts.
Josh Brown	0	0	0	0	16/16	19/24	0	73
Donnie Avery	5	0	5	0	0/0	0/0	0	30
Steven Jackson	4	4	0	0	0/0	0/0	0	24
Daniel Fells	3	0	3	0	0/0	0/0	0	18
Danny Amendola	1	0	1	0	0/0	0/0	0	6
Brandon Gibson	1	0	1	0	0/0	0/0	0	6
Leonard Little	1	0	0	1	0/0	0/0	0	6
Laurent Robinson	1	0	1	0	0/0	0/0	0	6
Rams	17	4	12	1	16/16	19/24	0	175
Opponents	54	24	22	8	51/52	19/22	1	436

Two Point Conversions: Rams 0/1, Opponents 1/2

Sacks: Leonard Little 6.5, Chris Long 5.0, James Hall 4.5, Craig Dahl 2.0, James Laurinaitis 2.0, C.J. Ah You 1.0, Oshiomogho Atogwe 1.0, Larry Grant 1.0, LaJuan Ramsey 1.0, Clifton Ryan 1.0

Rams: 25.0 Opponents: 44.0

Usual Starters

WR	Keenan Burton (6)	LE	Leonard Little (13)
LT	Alex Barron (14)	LT	Gary Gibson (5)
			Darrell Scott (5)
LG	Jacob Bell (13)	RT	Clifton Ryan (15)
C	Jason Brown (16)	RE	James Hall (14)
RG	Richie Incognito (9)	WLB	Paris Lenon (9)
RT	Adam Goldberg (11)		Will Witherspoon (6)
	Jason Smith (5)	MLB	James Laurinaitis (16)
TE	Randy McMichael (16)	SLB	David Vobora (10)
WR	Donnie Avery (16)	LCB	Ron Bartell (15)
QB	Marc Bulger (8)	RCB	Quincy Butler (5)
			Justin King (4)
			Jonathan Wade (4)
FB	Mike Karney (8)	SS	James Butler (13)
RB	Steven Jackson (15)	FS	O.J. Atogwe (12)

Passing	Att.	Comp.	Yards	Pct.	Yards/Att.
Marc Bulger	247	140	1,469	56.7%	5.95
Kyle Boller	176	98	899	55.7%	5.11
Keith Null	119	73	566	61.3%	4.76
Josh Brown	1	1	36	100.0%	36.0
Rams	543	312	2,970	57.5%	5.47
Opponents	491	315	3,913	64.2%	7.97

Rushing	No.	Yards	Avg.	Long	TD
Steven Jackson	324	1,416	4.4	58	4
Kenneth Darby	27	152	5.6	51	0
Kyle Boller	13	76	5.8	16	0
Chris Ogbonnaya	11	50	4.5	18	0
Donnie Avery	4	30	7.5	15	0
Samkon Gado	14	26	1.9	11	0
Marc Bulger	8	22	2.8	7	0
Mike Karney	2	8	4.0	8	0
Keith Null	5	6	1.2	3	0
Danny Amendola	3	-2	-0.7	8	0
Rams	411	1,784	4.3	58	4
Opponents	500	2,201	4.4	62t	24

Receiving	No.	Yards	Avg.	Long	TD
Steven Jackson	51	322	6.3	38	0
Donnie Avery	47	589	12.5	50	5
Danny Amendola	43	326	7.6	25	1
Brandon Gibson	34	348	10.2	23	1
Randy McMichael	34	332	9.8	35	1
Keenan Burton	25	253	10.1	25	0
Daniel Fells	21	273	13.0	36t	3
Kenneth Darby	18	96	5.3	13	0
Laurent Robinson	13	167	12.8	45	1
Billy Bajema	8	94	11.8	27	0
Ruvell Martin	6	99	16.5	33	0
Mike Karney	6	16	2.7	9	0
Samkon Gado	3	25	8.3	13	0
Chris Ogbonnaya	1	19	19.0	19	0
Tim Carter	1	6	6.0	6	0
Jordan Kent	1	5	5.0	5	0
Rams	312	2,970	9.5	50	12
Opponents	315	3,913	12.4	73t	22

Interceptions	No.	Yards	Avg.	Long	TD
James Butler	3	17	5.7	17	0
James Laurinaitis	2	28	14.0	21	0
Oshiomogho Atogwe	2	21	10.5	12	0
Leonard Little	1	36	36.0	36t	1
Rams	8	102	12.8	36t	1
Opponents	21	321	15.3	65t	4

Punting	No.	Yards	Avg.	Net	TB	In20	Long	Bk.
Donnie Jones	90	4,212	46.8	41.7	10	34	63	0
Rams	90	4,212	46.8	41.7	10	34	63	0
Opponents	75	3,326	44.3	36.9	8	25	70	0

Punt Returns	No.	FC	Yds.	Avg.	Long	TD
Danny Amendola	31	11	360	11.6	56	0
Derek Stanley	3	1	37	12.3	24	0
Quincy Butler	2	2	-2	-1.0	0	0
David Roach	1	0	0.0	0.0	0	0
Rams	37	14	395	10.7	56	0
Opponents	41	12	260	6.3	29	0

Kickoff Returns	No.	Yards	Avg.	Long	TD
Danny Amendola	66	1,618	24.5	58	0
Kenneth Darby	4	54	13.5	23	0
Billy Bajema	2	26	13.0	14	0
Donnie Avery	1	19	19.0	19	0
Samkon Gado	1	23	23.0	23	0
Larry Grant	1	14	14.0	14	0
Mike Karney	1	10	10.0	10	0
Rams	76	1,764	23.2	58	0
Opponents	43	1,032	24.0	97t	1

Field Goals	1-19	20-29	30-39	40-49	50+
Josh Brown	0/0	5/5	4/5	4/7	6/7
Rams	0/0	5/5	4/5	4/7	6/7
Opponents	1/1	10/10	5/5	2/3	1/3

Josh Brown (37N) () (48B, 53) (51N) (29) (52, 27) (30, 45) (41) (32) (40, 20) (46N, 55) (20, 48, 50) () (33, 52) (33) (54, 45N, 29)

Opponents () (21, 28, 23) (48, 38, 25) (43N) (47) (58N, 36) () () () (29, 38) (27) (27, 34, 36, 50) (27, 25, 52N, 28) (19) ()

Fumbles/Lost: Marc Bulger 6/1, Danny Amendola 4/1, Keith Null 3/1, Donnie Avery 2/2, Kyle Boller 2/2, Brandon Gibson 2/1, Steven Jackson 2/2, Quincy Butler 1/1, Daniel Fells 1/1, David Roach 1/0

TOTAL: 12

TD	TD%	Int.	Int%	Long	Sack/Lost	Rating
5	2.0%	6	2.4%	50	14/85	70.7
3	1.7%	6	3.4%	35	17/117	61.2
3	2.5%	9	7.6%	25	13/82	49.9
1	100.0%	0	0.0%	36t	0/0	158.3
12	2.2%	21	3.9%	50	44/284	64.0
22	4.5%	8	1.6%	73t	25/149	96.9



2008 (2-14) 4th, NFC West - S. Linehan (4), J. Haslett (12)



Date	W/L	Score	Opponent	Attend.
9/7	L	3-38	at Philadelphia	(69,144)
9/14	L	13-41	New York Giants	(61,377)
9/21	L	13-37	at Seattle	(68,012)
9/28	L	14-31	Buffalo	(61,017)
10/12	W	19-17	at Washington	(90,376)
10/19	W	34-14	Dallas	(62,035)
10/26	L	16-23	at New England	(68,756)
11/2	L	13-34	Arizona	(61,303)
11/9	L	3-47	at New York Jets	(78,073)
11/16	L	16-35	at San Francisco	(67,573)
11/23	L	3-27	Chicago	(61,994)
11/30	L	12-16	Miami	(61,046)
12/7	L	10-34	at Arizona	(63,720)
12/14	L	20-23	Seattle	(56,123)
12/21	L	16-17	San Francisco	(54,948)
12/28	L	27-31	at Atlanta	(64,617)
Total Attendance				(1,050,114)

	Rams	OPP
Total First Downs	249	320
Rushing	95	146
Passing	140	158
Penalty	14	16
3rd Down Efficiency	69/216-31.9%	74/187-39.6%
4th Down Efficiency	11/23-47.8%	4/6-66.7%
Possession Avg.	29:32	30:28
Total Net Yards	4,596	5,950
Avg. Per Game	287.3	371.9
Total Plays	982	975
Avg. Per Play	4.7	6.1
Net Yards Rushing	1,649	2,475
Avg. Per Game	103.1	154.7
Total Rushes	417	501
Net Yards Passing	2,947	3,475
Avg. Per Game	184.2	217.2
Sacked/Yards Lost	45/321	30/201
Gross Yards	3,268	3,676
Attempts/Completions	520/292	444/278
Completion Pct.	56.2%	62.6%
Had Intercepted	19	12
Punts/Average	83/49.6	67/45.2
Net Avg.	40.8	38.3
Penalties/Yards	97/718	89/654
Fumbles/Ball Lost	18/12	24/14
Touchdowns	20	53
Rushing	8	26
Passing	11	20
Returns	1	7

Score by Periods	1	2	3	4	OT	T
Rams	61	82	35	54	0	232
Opponents	130	144	57	134	0	465

Scoring	TD	Ru	Pa	Rt	PAT	FG	S	Pts.
Josh Brown	0	0	0	0	19/19	31/36	0	112
Steven Jackson	8	7	1	0	0/0	0/0	0	48
Donnie Avery	4	1	3	0	0/0	0/0	0	24
Torry Holt	3	0	3	0	0/0	0/0	0	18
Dane Looker	2	0	2	0	0/0	0/0	0	12
O. Atogwe	1	0	0	1	0/0	0/0	0	6
Keenan Burton	1	0	1	0	0/0	0/0	0	6
Derek Stanley	1	0	1	0	0/0	0/0	0	6
Rams	20	8	11	1	19/19	31/36	0	232
Opponents	53	26	20	7	52/52	31/32	0	465

Two Point Conversions: Rams 0/1, Opponents 1/1

Sacks: James Hall 6.5, Leonard Little 6.0, Chris Long 4.0, Jason Craft 3.0, Pisa Tinoisamoa 3.0, Victor Adeyanju 2.0, Ron Bartell 1.0, Fakhir Brown 1.0, Ricky Manning Jr. 1.0, Eric Moore 1.0, Will Witherspoon 1.0, La'Roi Glover 0.5

RAMS: 30.0 Opponents: 45.0

Usual Starters

WR	Torry Holt (14)	LE	Victor Adeyanju (9)
			Leonard Little (5)
LT	Orlando Pace (14)	NT	Clifton Ryan (12)
LG	Jacob Bell (13)	UT	La'Roi Glover (10)
			Adam Carriker (6)
C	Nick Leckey (10)	RE	Chris Long (16)
	Brett Romberg (6)		
RG	Richie Incognito (15)	WLB	Pisa Tinoisamoa (16)
RT	Alex Barron (15)	MLB	Will Witherspoon (12)
TE	Anthony Becht (11)	SLB	Quinton Culberson (10)
			Chris Draft (5)
WR	Donnie Avery (12)	LCB	Ron Bartell (11)
QB	Marc Bulger (15)	RCB	Fakhir Brown (11)
TE	Joe Klopfenstein (10)	SS	Corey Chavous (13)
RB	Steven Jackson (11)	FS	O.J. Atogwe (16)

Passing	Att.	Comp.	Yards	Pct.	Yards/Att.
Marc Bulger	440	251	2,720	57.0%	6.18
Trent Green	72	38	525	52.8%	7.29
Brock Berlin	3	1	6	33.3%	2.00
Dane Looker	3	2	17	66.7%	5.67
Dante Hall	1	0	0	0.0%	0.00
Donnie Jones	1	0	0	0.0%	0.00
Rams	520	292	3,268	56.2%	6.28
Opponents	444	278	3,676	62.6%	8.28

Rushing	No.	Yards	Avg.	Long	TD
Steven Jackson	253	1,042	4.1	56t	7
Antonio Pittman	79	296	3.7	24	0
Kenneth Darby	32	140	4.4	14	0
Donnie Avery	10	69	6.9	37t	1
Marc Bulger	14	41	2.9	16	0
Travis Minor	13	29	2.2	13	0
Dante Hall	4	9	2.3	10	0
Keenan Burton	3	8	2.7	5	0
Brian Leonard	2	7	3.5	5	0
Samkon Gado	2	4	2.0	3	0
Trent Green	3	4	1.3	3	0
Dan Kreider	1	0	0.0	0	0
Derek Stanley	1	0	0.0	0	0
Rams	417	1,649	4.0	56t	8
Opponents	501	2,475	4.9	70	26

Receiving	No.	Yards	Avg.	Long	TD
Torry Holt	64	796	12.4	45t	3
Donnie Avery	53	674	12.7	69t	3
Steven Jackson	40	379	9.5	53	1
Dane Looker	23	271	11.8	30	2
Kenneth Darby	19	183	9.6	30	0
Antonio Pittman	18	132	7.3	27	0
Keenan Burton	13	172	13.2	30t	1
Dante Hall	12	105	8.8	20	0
Randy McMichael	11	139	12.6	31	0
Joe Klopfenstein	11	123	11.2	29	0
Daniel Fells	7	81	11.6	26	0
Derek Stanley	6	119	19.8	80t	1
Anthony Becht	6	39	6.5	11	0
Travis Minor	5	35	7.0	16	0
Marc Bulger	2	17	8.5	11	0
Drew Bennett	1	4	4.0	4	0
Samkon Gado	1	-1	-1.0	-1	0
Rams	292	3,268	11.2	80t	11
Opponents	278	3,676	13.2	90t	20

Interceptions	No.	Yards	Avg.	Long	TD
Oshiomogho Atogwe	5	91	18.2	43	0
Ron Bartell	3	29	9.7	24	0
Fakhir Brown	1	16	16.0	16	0
Jason Craft	1	16	16.0	16	0
Jonathan Wade	1	8	8.0	8	0
Will Witherspoon	1	2	2.0	2	0
Rams	12	162	13.5	43	0
Opponents	19	452	23.8	99t	4

Punting	No.	Yards	Avg.	Net	TB	In20	Long	Bik.
Donnie Jones	82	4,100	50.0	41.1	7	20	68	0
Josh Brown	1	20	20.0	20.0	0	1	20	0
Rams	83	4,120	49.6	40.8	7	21	68	0
Opponents	67	3,029	45.2	38.3	11	22	62	0

Punt Returns	No.	FC	Yards	Avg.	Long	TD
Derek Stanley	11	4	101	9.2	33	0
Dante Hall	9	1	93	10.3	34	0
Dane Looker	9	5	51	5.7	14	0
Rams	29	10	245	8.4	34	0
Opponents	57	7	590	10.4	60	0

Kickoff Returns	No.	Yards	Avg.	Long	TD
Dante Hall	37	763	20.6	41	0
Derek Stanley	25	620	24.8	75	0
Kenneth Darby	7	173	24.7	32	0
Travis Minor	7	155	22.1	34	0
Donnie Avery	1	21	21.0	21	0
John Greco	1	14	14.0	14	0
Jonathan Wade	1	11	11.0	11	0
Dane Looker	1	4	4.0	4	0
Rams	80	1,761	22.0	75	0
Opponents	56	1,469	26.2	92	0

Field Goals	1-19	20-29	30-39	40-49	50+
Josh Brown	0/0	8/8	7/7	10/13	6/8
Rams	0/0	8/8	7/7	10/13	6/8
Opponents	0/0	7/7	12/12	10/11	2/2

Josh Brown (46) (54, 54) (43, 29) (51N) (51, 25, 44, 49) (54N, 52, 35) (20, 44, 25) () (37) (48N, 24, 48, 44) (40N, 43) (23, 51, 33, 38) (42N, 51) (36G, 48) (43, 38, 22) (31, 27)

Opponents (23) (39, 33) (28, 38, 38) (45, 35, 45) (38) (46N) (30, 27, 41) (36, 30) (22, 49, 46, 55) () (43, 38) (37, 47, 42) (44, 22) (28, 50, 27) (48) (39)

Fumbles/Lost: Marc Bulger 5/4, Steven Jackson 5/3, Dane Looker 2/1, Derek Stanley 2/2, Ken Darby 1/1, Joe Klopfenstein 1/1, Travis Minor 1/0, Antonio Pittman 1/0 **Total: 12**

TD	TD%	Int.	Int%	Long	Sack/Lost	Rating
11	2.5%	13	3.0%	80t	38/263	71.4
0	0.0%	6	8.3%	53	6/58	41.7
0	0.0%	0	0.0%	6	0/0	42.4
0	0.0%	0	0.0%	11	1/0	81.3
0	0.0%	0	0.0%	--	0/0	39.6
0	0.0%	0	0.0%	--	0/0	39.6
11	2.1%	19	3.7%	80t	45/321	66.9
20	4.5%	12	2.7%	90t	30/201	92.5



2007 (3-13) 4th, NFC West - Scott Linehan



Date	W/L	Score	Opponent	Attend.
9/9	L	13-27	Carolina	(65,307)
9/16	L	16-17	San Francisco	(65,295)
9/23	L	3-24	at Tampa Bay	(65,267)
9/30	L	7-35	at Dallas	(62,866)
10/7	L	31-34	Arizona	(61,788)
10/14	L	3-22	at Baltimore	(71,175)
10/21	L	6-33	at Seattle	(68,164)
10/28	L	20-27	Cleveland	(62,777)
11/11	W	37-29	at New Orleans	(70,003)
11/18	W	13-9	at San Francisco	(68,039)
11/25	L	19-24	Seattle	(65,423)
12/2	W	28-16	Atlanta	(52,051)
12/9	L	10-19	at Cincinnati	(65,143)
12/16	L	14-33	Green Bay	(66,008)
12/20	L	24-41	Pittsburgh	(65,705)
12/30	L	19-48	at Arizona	(64,671)
Total Attendance				(1,039,682)

Total First Downs

	Rams	OPP
Rushing	65	105
Passing	193	190
Penalty	23	21
3rd Down Efficiency	81/223-36.3%	78/201-38.8%
4th Down Efficiency	7/20-35.0%	6/10-60.0%
Possession Avg.	30:08	29:52
Total Net Yards	4,760	5,457
Avg. Per Game	297.5	341.1
Total Plays	1026	999
Avg. Per Play	4.6	5.5
Net Yards Rushing	1,527	1,844
Avg. Per Game	95.4	115.3
Total Rushes	404	445
Net Yards Passing	3,233	3,613
Avg. Per Game	202.1	225.8
Sacked/Yards Lost	48/328	31/234
Gross Yards	3,561	3,847
Attempts/Completions	574/333	523/318
Completion Pct.	58.0%	60.8%
Had Intercepted	28	18
Punts/Average	78/47.2	66/47.7
Net Avg.	39.3	39.8
Penalties/Yards Lost	94/794	95/732
Fumbles/Balls Lost	25/9	23/9
Touchdowns	27	48
Rushing	5	16
Passing	19	25
Returns	3	7

Score by Periods

	1	2	3	4	OT	T
Rams	95	72	56	40	0	263
Opponents	64	116	111	147	0	438

Scoring

	TD	Ru	Pa	Rt	PAT	FG	S	Pts.
Jeff Wilkins	0	0	0	0	25/25	24/32	0	97
Torry Holt	7	0	7	0	0	0	0	44a
Steven Jackson	6	5	1	0	0	0	0	36
Isaac Bruce	4	0	4	0	0	0	0	24
Drew Bennett	3	0	3	0	0	0	0	18
Randy McMichael	3	0	3	0	0	0	0	18
O.J. Atogwe	1	0	0	1	0	0	0	6
Fakhir Brown	1	0	0	1	0	0	0	6
Dante Hall	1	0	0	1	0	0	0	6
Joe Klopfenstein	1	0	1	0	0	0	0	6
Adam Carriker	0	0	0	0	0	0	1	2
Rams	27	5	19	3	25/25	24/32	1	263
Opponents	48	16	25	7	44/44	34/39	0	438

Two Point Conversions: RAMS 1/2, Opponents 2/4

Sacks: Will Witherspoon 7.0, La'Roi Glover 6.0, Corey Chavous 3.5, Brandon Chillar 2.5, James Hall 2.5, Adam Carriker 2.0, Clifton Ryan 2.0, Ron Bartell 1.0, Chris Draft 1.0, Trevor Johnson 1.0, Leonard Little 1.0, Eric Moore 1.0, Claude Wroten 0.5; RAMS: 31.0 Opponent: 48.0

Usual Starters

WR	Torry Holt (16)	LE	Victor Adeyanju (7) Leonard Little (7)
LT	Alex Barron (15)	NT	Adam Carriker (16)
LG	Milford Brown (9)	UT	La'Roi Glover (16)
C	Brett Romberg (9) Andy McCollum (7)	RE	James Hall (15)
RG	Todd Steussie (6) Richie Incognito (4)	WLB	Pisa Tinoisamoa (9) Chris Draft (7)
RT	Brandon Gorin (8)	MLB	Will Witherspoon (16)
TE	Randy McMichael (15)	SLB	Brandon Chillar (14)
WR	Isaac Bruce (12)	LCB	Tye Hill (7) Ron Bartell (6)
QB	Marc Bulger (12)	RCB	Fakhir Brown (12)
FB/TE	Joe Klopfenstein (9)	SS	Corey Chavous (14)
RB	Steven Jackson (12)	FS	O.J. Atogwe (16)

Passing	Att.	Comp.	Yards	Pct.	Yards/Att.
Marc Bulger	378	221	2,392	58.5%	6.33
Gus Frerotte	167	94	1,014	56.3%	6.07
Brock Berlin	28	17	153	60.7%	5.46
Steven Jackson	1	1	2	100.0%	2.00
Rams	574	333	3,561	58.0%	6.20
Opponents	523	318	3,847	60.8%	7.36

Rushing	No.	Yards	Avg.	Long	TD
Steven Jackson	237	1,002	4.2	54	5
Brian Leonard	86	303	3.5	31	0
Antonio Pittman	38	139	3.7	43	0
Travis Minor	17	68	4.0	13	0
Dante Hall	3	18	6.0	9	0
Marc Bulger	9	13	1.4	14	0
Derek Stanley	1	5	5.0	5	0
Gus Frerotte	6	3	0.5	2	0
Isaac Bruce	2	-4	-2.0	-1	0
Marques Hagans	2	-4	-2.0	-2	0
Brock Berlin	3	-16	-5.3	0	0
Rams	404	1,527	3.8	54	5
Opponents	445	1,844	4.1	46	16

Receiving	No.	Yards	Avg.	Long	TD
Torry Holt	93	1,189	12.8	40	7
Isaac Bruce	55	733	13.3	37	4
Randy McMichael	39	429	11.0	29t	3
Steven Jackson	38	271	7.1	37	1
Drew Bennett	33	375	11.4	24	3
Brian Leonard	30	183	6.1	16	0
Travis Minor	12	86	7.2	20	0
Marques Hagans	8	101	12.6	23	0
Dane Looker	6	38	6.3	10	0
Dante Hall	5	27	5.4	12	0
Dominique Byrd	4	44	11.0	14	0
Antonio Pittman	3	15	5.0	11	0
Joe Klopfenstein	2	37	18.5	36t	1
Aaron Walker	2	13	6.5	8	0
Richard Owens	1	9	9.0	9	0
Madison Hedgecock	1	7	7.0	7	0
Travis Taylor	1	4	4.0	4	0
Rams	333	3,561	10.7	40	19
Opponents	318	3,847	12.1	83	25

Interceptions	No.	Yards	Avg.	Long	TD
Oshiomogho Atogwe	8	125	15.6	52t	1
Fakhir Brown	4	48	12.0	36t	1
Pisa Tinoisamoa	2	15	7.5	15	0
Ron Bartell	2	10	5.0	9	0
Jonathan Wade	1	2	2.0	2	0
Tye Hill	1	0	0.0	0	0
Rams	18	200	11.1	52t	2
Opponents	28	427	15.3	68t	4

Punting	No.	Yards	Avg.	Net	TB	In20	Long	Bk.
Donnie Jones	78	3,684	47.2	39.3	9	18	80	0
Rams	78	3,684	47.2	39.3	9	18	80	0
Opponents	66	3,147	47.7	39.8	8	19	71	0

Punt Returns	No.	FC	Yards	Avg.	Long	TD
Dante Hall	19	6	286	15.1	85t	1
Brandon Williams	7	7	56	8.0	15	0
Dane Looker	2	0	5	2.5	5	0
Marques Hagans	1	1	0	0.0	0	0
Derek Stanley	1	0	10	10.0	10	0
Rams	30	14	357	11.9	85t	1
Opponents	48	8	437	9.1	37	0

Kickoff Returns	No.	Yards	Avg.	Long	TD
Dante Hall	29	729	25.1	84	0
Brandon Williams	22	508	23.1	37	0
Derek Stanley	20	509	25.5	49	0
Marques Hagans	7	130	18.6	22	0
Travis Minor	2	24	12.0	21	0
Dane Looker	1	19	19.0	19	0
Jonathan Wade	1	19	19.0	19	0
Rams	82	1,938	23.6	84	0
Opponents	58	1,578	27.2	91t	2

Field Goals	1-19	20-29	30-39	40-49	50+
Jeff Wilkins	0/0	7/8	6/7	8/13	3/4
Rams	0/0	7/8	6/7	8/13	3/4
Opponents	0/0	8/8	12/13	12/14	2/4

Jeff Wilkins (42, 28) (27, 29, 53, 56N) (42N, 43N, 25) (28N) (46, 35, 31) (35N, 32) (31, 29, 44N) (40, 46) (49, 21, 44) (49, 35) (23) () (40N, 50) (48N) (52) (37, 42)

Opponents (47N, 34, 32) (40) (54N, 27) () (50, 39B, 32) (43, 42, 23, 31, 36) (38, 48, 45, 43) (35, 45) () (28, 38, 46) (46N, 33, 52N) (41) (27, 38, 32, 46) (44, 50, 25, 46) (21, 29) (23, 33)

TD	TD%	Int.	Int%	Long	Sack/Lost	Rating
11	2.9%	15	4.0%	40	37/269	70.3
7	4.2%	12	7.2%	38	11/59	58.3
0	0.0%	1	3.6%	23	0/0	60.6
1	100.0%	0	0.0%	2t	0/0	118.8
19	3.3%	28	4.9%	40	48/328	67.0
25	4.8%	18	3.4%	83	31/234	85.0



2006 (8-8) 2nd, NFC West - Scott Linehan



Date	W/L	Score	Opponent	Attend.
9/10	W	18-10	Denver	(65,577)
9/17	L	13-20	at San Francisco	(67,791)
9/24	W	16-14	at Arizona	(63,278)
10/1	W	41-34	Detroit	(65,563)
10/8	W	23-20	at Green Bay	(70,804)
10/15	L	28-30	Seattle	(65,592)
10/29	L	24-38	at San Diego	(66,598)
11/5	L	17-31	Kansas City	(66,191)
11/12	L	22-24	at Seattle	(68,175)
11/19	L	0-15	at Carolina	(73,348)
11/26	W	20-17	San Francisco	(65,517)
12/3	L	20-34	Arizona	(65,612)
12/11	L	27-42	Chicago	(66,234)
12/17	W	20-0	at Oakland	(50,164)
12/24	W	37-31	Washington (OT)	(62,324)
12/31	W	41-21	at Minnesota	(63,557)
Total Attendance				(1,046,325)

	Rams	OPP
Total First Downs	332	313
Rushing	94	121
Passing	212	164
Penalty	26	28
3rd Down Efficiency	83/222-37.4%	93/205-45.4%
4th Down Efficiency	12/18-66.7%	2/6-33.3%
Possession Avg.	31:07	28:53
Total Net Yards	5,767	5,362
Avg. Per Game	360.4	335.1
Total Plays	1065	962
Avg. Per Play	5.4	5.6
Net Yards Rushing	1,805	2,327
Avg. Per Game	112.8	145.4
Total Rushes	424	477
Net Yards Passing	3,962	3,035
Avg. Per Game	247.6	189.7
Sacked/Yards Lost	49/366	34/214
Gross Yards	4,328	3,249
Attempts/Completions	592/371	451/266
Completion Pct.	62.7%	59.0%
Had Intercepted	8	17
Punts/Average	76/42.4	67/45.2
Net Avg.	37.8	39.0
Penalties/Yards Lost	116/960	92/835
Fumbles/Ball Lost	20/10	24/15
Touchdowns	39	46
Rushing	13	21
Passing	24	21
Returns	2	4

Score by Periods	1	2	3	4	OT	T
Rams	53	136	74	98	6	367
Opponents	76	106	79	120	0	381

Scoring	TD	Ru	Pa	Rt	PAT	FG	S	Pts.
Jeff Wilkins	0	0	0	0	35/35	32/37	0	131
Steven Jackson	16	13	3	0	0/0	0/0	0	96
Torry Holt	10	0	10	0	0/0	0/0	0	60
Kevin Curtis	4	0	4	0	0/0	0/0	0	24
Isaac Bruce	3	0	3	0	0/0	0/0	0	20
Stephen Davis	1	0	1	0	0/0	0/0	0	6
Joe Klopfenstein	1	0	1	0	0/0	0/0	0	6
Dominique Byrd	1	0	1	0	0/0	0/0	0	6
Victor Adeyanju	1	0	0	b1	0/0	0/0	0	6
Ron Bartell	1	0	0	c1	0/0	0/0	0	6
Shaun McDonald	1	0	1	0	0/0	0/0	0	6
Rams	39	13	24	2	35/35	32/37	0	367
Opponents	46	21	21	4	46/46	19/24	0	381

Two Point Conversions: Rams 1/2, Opponents 0/0

Sacks: Leonard Little 13.0, La'Roi Glover 5.5, Will Witherspoon 3.0, Pisa Tinoisamoa 2.0, Brandon Chillar 2.0, Raonall Smith 1.5, Oshiomogho Atogwe 1.0, Fakhir Brown 1.0, Victor Adeyanju 1.0, Jimmy Kennedy 1.0, Corey Chavous 1.0, Claude Wroten 1.0, Anthony Hargrove 0.5, Brandon Green 0.5;

RAMS: 34.0 Opponents: 49.0

Usual Starters

WR	Torry Holt (16)	LE	Leonard Little (16)
LT	Orlando Pace (8)	NT	Jimmy Kennedy (16)
	Todd Steussie (7)		
LG	Todd Steussie (8)	UT	La'Roi Glover (16)
	Mark Setterstrom (6)		
C	Richie Incognito (12)	RE	Victor Adeyanju (9)
RG	Adam Timmerman (13)	WLB	Pisa Tinoisamoa (11)
RT	Alex Barron (16)	MLB	Will Witherspoon (16)
TE	Joe Klopfenstein (16)	SLB	Brandon Chillar (14)
WR	Isaac Bruce (13)	LCB	Travis Fisher (9)
			Tye Hill (7)
QB	Marc Bulger (16)	RCB	Fakhir Brown (14)
FB	Madison Hedgecock (9)	SS	Corey Chavous (16)
RB	Steven Jackson (16)	FS	O.J. Atogwe (16)

Passing	Att.	Comp.	Yards	Pct.	Yards/Att.
Marc Bulger	588	370	4,301	62.9%	7.3
Gus Frerotte	3	1	27	33.3%	9.0
Isaac Bruce	1	0	0	0.0%	0.0
Rams	592	371	4,328	62.7%	7.3
Opponents	451	266	3,249	59.0%	7.2

Rushing	No.	Yards	Avg.	Long	TD
Steven Jackson	346	1,528	4.4	59t	13
Stephen Davis	40	177	4.4	16	0
Marc Bulger	18	44	2.4	29	0
Matt Turk	2	19	9.5	16	0
Dane Looker	1	13	13.0	13	0
Tony Fisher	6	9	1.5	4	0
Kay-Jay Harris	3	9	3.0	9	0
Kevin Curtis	4	4	1.0	7	0
Madison Hedgecock	1	2	2.0	2	0
Ryan Fitzpatrick	3	0	0.0	2	0
Rams	424	1,805	4.3	59t	13
Opponents	477	2,327	4.9	51	21

Receiving	No.	Yards	Avg.	Long	TD
Torry Holt	93	1,188	12.8	67t	10
Steven Jackson	90	806	9.0	64t	3
Isaac Bruce	74	1,098	14.8	45	3
Kevin Curtis	40	479	12.0	42	4
Joe Klopfenstein	20	226	11.3	28	1
Tony Fisher	14	159	11.4	49	0
Shaun McDonald	13	136	10.5	28	1
Stephen Davis	12	90	7.5	18	1
Madison Hedgecock	7	29	4.1	7	0
Aaron Walker	5	68	13.6	26	0
Dominique Byrd	2	39	19.5	27t	1
Kay-Jay Harris	1	10	10.0	10	0
Rams	371	4,328	11.7	67t	24
Opponents	266	3,249	12.2	72t	21

Interceptions	No.	Yards	Avg.	Long	TD
Ron Bartell	3	63	21.0	38t	1
Tye Hill	3	20	6.7	14	0
Fakhir Brown	3	17	5.7	20	0
Oshiomogho Atogwe	3	8	2.7	7	0
Jerome Carter	2	39	19.5	36	0
Dexter Coakley	2	0	0.0	0	0
Corey Chavous	1	17	17.0	17	0
Rams	17	164	9.6	38t	1
Opponents	8	118	14.8	56	0

Punting	No.	Yards	Avg.	Net	TB	In20	Long	Blk.
Matt Turk	72	3,132	43.5	38.3	5	26	74	1
Jeff Wilkins	3	91	30.3	27.7	0	3	33	0
Rams	76	3,223	42.4	37.8	5	29	74	1
Opponents	67	3,026	45.2	39.0	9	20	66	0

Punt Returns	No.	FC	Yards	Avg.	Long	TD
Shaun McDonald	23	14	172	7.5	33	0
Dane Looker	7	6	47	6.7	10	0
Willie Ponder	0	0	15	0	15	0
Rams	30	20	234	7.8	33	0
Opponents	27	22	247	9.1	90t	1

Kickoff Returns	No.	Yards	Avg.	Long	TD
Willie Ponder	26	605	23.3	40	0
J.R. Reed	17	346	20.4	40	0
Kevin Curtis	9	188	20.9	28	0
Tony Fisher	8	165	20.6	26	0
Kay-Jay Harris	4	76	19.0	23	0
Paul Smith	1	3	3.0	3	0
Rams	65	1,383	21.3	40	0
Opponents	69	1,701	24.7	96t	2

Field Goals	1-19	20-29	30-39	40-49	50+
Jeff Wilkins	1/1	11/11	6/6	11/16	3/3
Rams	1/1	11/11	6/6	11/16	3/3
Opponents	0/0	7/7	5/7	5/8	2/2

Jeff Wilkins (26, 44N, 38, 29, 51, 48, 24) (49, 46N, 40) (26, 47, 21) (42, 19, 46, 47, 47N) (31, 26, 20) () (34) (41) (40, 42, 35) () (24, 51) (27, 37) (48N) (24, 34) (21, 41N) (42, 53)

Opponents (49) (32, 46N, 20) () (29, 20) (27, 45N, 32) (34N, 49, 49, 54) (31) (42) (38) (40, 34) (24) (23, 20) (37N, 49N) () (52) ()

TD	TD%	Int.	Int%	Long	Sack/Lost	Rating
24	4.1%	8	1.4%	67t	49/366	92.9
0	0.0%	0	0.0%	27	0/0	67.4
0	0.0%	0	0.0%	0	0/0	39.6
24	4.1%	8	1.4%	67t	49/366	92.7
21	4.7%	17	3.8%	72t	34/214	81.1



2005 (6-10) 2nd, NFC West - M. Martz (5), J. Vitt (11)



Date	W/L	Score	Opponent	Attend.
9/11	L	25-28	at San Francisco	(67,918)
9/18	W	17-12	at Arizona	(45,160)
9/25	W	31-27	Tennessee	(65,835)
10/2	L	24-44	at New York Giants	(78,453)
10/9	L	31-37	Seattle	(65,707)
10/17	L	28-45	at Indianapolis	(57,307)
10/23	W	28-17	New Orleans	(64,586)
10/30	W	24-21	Jacksonville	(65,251)
11/13	L	16-31	at Seattle	(67,192)
11/20	L	28-38	Arizona	(65,750)
11/27	W	33-27	at Houston (OT)	(70,010)
12/4	L	9-24	Washington	(65,701)
12/11	L	13-27	at Minnesota	(64,005)
12/18	L	16-17	Philadelphia	(65,382)
12/24	L	20-24	San Francisco	(65,473)
1/1/06	W	20-10	at Dallas	(63,131)
Total				(1,036,861)

	Rams	OPP
Total First Downs	314	321
Rushing	82	116
Passing	209	178
Penalty	23	27
3rd Down Efficiency	77-211-36.5%	80-199-40.2%
4th Down Efficiency	14-21-66.7%	2-9-22.2%
Time of Poss. Avg.	30:14	29:46
Total Net Yards	5,571	5,602
Avg. Per Game	348.2	350.1
Total Plays	1025	1007
Avg. Per Play	5.4	5.6
Net Yards Rushing	1,535	2,178
Avg. Per Game	95.9	136.1
Total Rushes	380	459
Net Yards Passing	4,036	3,424
Avg. Per Game	252.3	214.0
Sacked/Yards Lost	46/315	41/195
Gross Yards	4351	3619
Att-Comp-Int	599-392-24	507-314-13
Completion Pct.	65.4%	61.9%
Punts/Average	73/41.2	68/40.0
Net Avg.	33.9	36.0
Penalties/Yards	131/941	117/1,066
Fumbles/Balls Lost	24/13	27/14
Touchdowns	40	50
Rushing	13	22
Passing	23	26
Returns	4	2

Score by Periods	1	2	3	4	OT	T
Rams	67	123	54	113	6	363
Opponents	110	124	92	103	0	429

Scoring	TD	Ru	Pa	Rt	PAT	FG	S	Pts.
Jeff Wilkins	0	0	0	0	36-36	27-31	0	117
Steven Jackson	10	8	2	0	0-0	0-0	0	60
Torry Holt	9	0	9	0	0-0	0-0	0	54
Kevin Curtis	7	1	6	0	0-0	0-0	0	42
Isaac Bruce	3	0	3	0	0-0	0-0	0	18
Ryan Fitzpatrick	2	2	0	0	0-0	0-0	0	12
Marshall Faulk	1	0	1	0	0-0	0-0	1	8
Arlen Harris	1	1	0	0	0-0	0-0	1	8
Chris Johnson	1	0	0	1	0-0	0-0	0	6
Brandon Manumaleuna	1	0	1	0	0-0	0-0	0	6
Adam Archuleta	1	0	0	1	0-0	0-0	0	6
AveionCason	1	1	0	0	0-0	0-0	0	6
Mike Furrey	1	0	0	1	0-0	0-0	0	6
Brandon Chillar	1	0	0	1	0-0	0-0	0	6
Cam Cleeland	1	0	1	0	0-0	0-0	0	6
Rams	40	13	23	4	36-36	27-31	2	363
Opponents	50	22	26	2	49-49	26-33	1	429

Two Point Conversions: Rams 2/3, Opponents 1/1

Sacks: Leonard Little 9.5, Anthony Hargrove 6.5, Adam Archuleta 3.5, Brandon Green 3.0, Jimmy Kennedy 3.0, Tyoka Jackson 2.5, Corey Ivy 2.0, Ryan Pickett 2.0, Dexter Coakley 2.0, Pisa Tinoisamoa 1.5, Damione Lewis 1.0, O.J. Atogwe 1.0, Chris Claiborne 0.5;
Rams: 38.0, Opponents: 46.0

Usual Starters

WR Torry Holt (14)	LE Leonard Little (14)
LT Orlando Pace (16)	NT Ryan Pickett (16)
LG Claude Terrell (10)	DT Jimmy Kennedy (9)
C Andy McCollum (16)	RE Anthony Hargrove (15)
RG Adam Timmerman (16)	WLB Pisa Tinoisamoa (15)
RT Alex Barron (11)	MLB Chris Claiborne (7)
TE Brandon Manumaleuna (16)	SLB Dexter Coakley (9)
WR Isaac Bruce (10)	LCB DeJuan Groce (15)
QB Marc Bulger (8)	RCB Travis Fisher (8)
	Ron Bartell (7)
FB Madison Hedgecock (7)	SS Adam Archuleta (14)
RB Steven Jackson (15)	FS Mike Furrey (11)

Passing	Att.	Comp.	Yards	Pct.	Yards/Att.
Marc Bulger	287	192	2,297	66.9%	8.0
Jamie Martin	177	124	1,277	70.1%	7.2
Ryan Fitzpatrick	135	76	777	56.3%	5.8
Rams	599	392	4,351	65.4%	7.3
Opponents	507	314	3,619	61.9%	7.1

Rushing	No.	Yards	Avg.	Long	TD
Steven Jackson	254	1,046	4.1	51	8
Marshall Faulk	65	292	4.5	20	0
Aveion Cason	10	65	6.5	14	1
Ryan Fitzpatrick	14	64	4.6	14t	2
Marc Bulger	9	29	3.2	9	0
Arlen Harris	13	21	1.6	10	1
Shaun McDonald	1	7	7.0	7	0
Jamie Martin	9	6	0.7	9	0
Kevin Curtis	1	5	5.0	5t	1
Brandon Manumaleuna	1	2	2.0	2	0
Torry Holt	1	2	2.0	2	0
Madison Hedgecock	1	0	0.0	0	0
Jeff Wilkins	1	-4	-4.0	-4	0
Rams	380	1,535	4.0	51	13
Opponents	459	2,178	4.7	73t	22

Receiving	No.	Yards	Avg.	Long	TD
Torry Holt	102	1,331	13.0	44	9
Kevin Curtis	60	801	13.4	83t	6
Shaun McDonald	46	523	11.4	31	0
Marshall Faulk	44	291	6.6	18	1
Steven Jackson	43	320	7.4	27	2
Isaac Bruce	36	525	14.6	46t	3
Dane Looker	23	237	10.3	23	0
Brandon Manumaleuna	13	129	9.9	33	1
Madison Hedgecock	9	69	7.7	15	0
Cam Cleeland	5	17	3.4	9t	1
Arlen Harris	4	34	8.5	17	0
Roland Williams	3	21	7.0	12	0
Jeff Robinson	1	28	28.0	28	0
Dominique Thompson	1	13	13.0	13	0
Aveion Cason	1	11	11.0	11	0
Marc Bulger	1	1	1.0	1	0
Rams	392	4,351	11.1	83t	23
Opponents	314	3,619	11.5	52	26

Interceptions	No.	Yards	Avg.	Long	TD
Mike Furrey	4	143	35.8	67t	1
Pisa Tinoisamoa	2	35	17.5	20	0
DeJuan Groce	2	0	0.0	0	0
Adam Archuleta	1	85	85.0	85t	1
O.J. Atogwe	1	42	42.0	42	0
Michael Hawthorne	1	24	24.0	24	0
Corey Ivy	1	19	19.0	19	0
Dexter Coakley	1	16	16.0	16	0
Rams	13	364	28.0	85t	2
Opponents	24	268	11.2	37	0

Punting	No.	Yards	Avg.	TB	In20	Long	Bk.
Bryan Barker	50	2,137	42.7	4	13	63	0
Reggie Hodges	22	836	38.0	1	3	55	0
Jeff Wilkins	1	35	35.0	1	0	35	0
Rams	73	3,008	41.2	6	16	63	0
Opponents	67	2,722	40.0	5	18	55	1

Punt Returns	No.	FC	Yards	Avg.	Long	TD
Dane Looker	8	2	69	8.6	17	0
Shaun McDonald	8	6	33	4.1	14	0
David Allen	7	6	38	5.4	12	0
Mike Furrey	4	2	28	7.0	13	0
Terry Fair	3	6	7	2.3	8	0
O.J. Atogwe	0	1	0	0	0	0
Rams	30	23	175	5.8	17	0
Opponents	39	14	410	10.5	75t	1

Kickoff Returns	No.	Yards	Avg.	Long	TD
Chris Johnson	38	857	22.6	99t	1
David Allen	23	472	20.5	32	0
Terry Fair	10	182	18.2	35	0
Aveion Cason	2	48	24.0	29	0
Arlen Harris	1	21	21.0	21	0
Rams	74	1,580	21.4	99t	1
Opponents	70	1,781	25.4	90	0

Field Goals	1-19	20-29	30-39	40-49	50+
Jeff Wilkins	0-0	6-7	8-8	9-11	4-5
Rams	0-0	6-7	8-8	9-11	4-5
Opponents	0-0	7-7	13-13	4-11	2-2

Jeff Wilkins (30, 41, 33, 41) (29) (46) (37, 48N) (40) (29, 49) (48N) (41) (31, 36, 39) (47, 32) (37, 47) () (51, 23) (26, 53, 28) (50, 51) (49, 27N, 53N, 20)

Opponents () (29, 26, 48, 35) (41, 39) (38, 32, 23) (34, 44, 28) (48N, 22) (45B, 22) (49N, 44N) (31) (32, 33, 51) (39, 46N, 35) (45N, 38) (37, 44) (31) (56) (22, 47N)

TD	TD%	Int.	Int%	Long	Sack/Lost	Rating
14	4.9%	9	3.1%	57t	26/188	94.4
5	2.8%	7	4.0%	83t	11/78	83.5
4	3.0%	8	5.9%	56t	9/49	58.2
23	3.8%	24	4.0%	83t	46/315	83.0
26	5.1%	13	2.6%	52	41/195	89.9



2004 (8-8) 2nd, NFC West - Mike Martz



Date	W/L	Score	Opponent	Attend.
9/12	W	17-10	Arizona	(65,538)
9/19	L	17-34	at Atlanta	(70,882)
9/26	L	25-28	New Orleans (OT)	(65,856)
10/3	W	24-14	at San Francisco	(66,696)
10/10	W	33-27	at Seattle	(66,940)
10/18	W	28-21	Tampa Bay	(66,040)
10/24	L	14-31	at Miami	(72,945)
11/7	L	22-40	New England	(66,107)
11/14	W	23-12	Seattle	(66,044)
11/21	L	17-37	at Buffalo	(72,393)
11/29	L	17-45	at Green Bay	(70,385)
12/5	W	16-6	San Francisco	(65,793)
12/12	L	7-20	at Carolina	(73,306)
12/19	L	7-31	at Arizona	(40,070)
12/27	W	20-7	Philadelphia	(66,129)
1/2	W	32-29	New York Jets (OT)	(65,877)
1/8	W	27-20	at Seattle*	(65,397)
1/15	L	17-47	at Atlanta^	(70,709)
Total Attendance				(1,197,107)

* Denotes NFC Wild Card game
^ Denotes NFC Divisional game

	Rams	OPP
First Downs	321	311
Rushing	96	118
Passing	203	172
Penalty	22	21
3rd Down Eff.	89-211-42.2%	76-209-36.4%
4th Down Eff.	13-19-68.4%	12-17-70.6%
Time of Poss. Avg.	31:05	28:55
Total Net Yards	5,877	5,353
Avg./Game	367.3	334.6
Total Plays	1011	1006
Avg./Play	5.8	5.3
Net Yards Rushing	1,624	2,179
Avg./Game	101.5	136.2
Total Rushes	381	480
Net Yards Passing	4,253	3,174
Avg./Game	265.8	198.4
Sacked/Yards Lost	50/362	34/241
Gross Yards	4615	3415
Att.-Comp.-Int.	580-372-22	492-292-6
Completion Pct.	64.1	59.3
Punts/Average	68/41.9	71/42.5
Net Avg.	68/34.0	71/37.6
Penalties/Yards	127/993	109/827
Fumbles/Ball Lost	27/17	18/9
Touchdowns	37	43
Rushing	11	13
Passing	23	24
Returns	3	6

Score by Periods	1	2	3	4	OT	T
Rams	69	115	40	86	9	319
Opponents	78	127	90	94	3	392

Scoring	TD	Ru	Pa	Rt	PAT	FG	S	Pts.
Jeff Wilkins	0	0	0	0	32-32	19-24	0	89
Torry Holt	10	0	10	0	0-0	0-0	0	60
Isaac Bruce	6	0	6	0	0-0	0-0	0	36
Marshall Faulk	4	3	1	0	0-0	0-0	2	28
Steven Jackson	4	4	0	0	0-0	0-0	1	26
Shaun McDonald	3	0	3	0	0-0	0-0	0	18
Marc Bulger	3	3	0	0	0-0	0-0	0	18
Kevin Curtis	2	0	2	0	0-0	0-0	1	14
Leonard Little	2	0	0	2	0-0	0-0	0	12
Joey Goodspeed	1	1	0	0	0-0	0-0	0	6
Brandon Manumaleuna	1	0	1	0	0-0	0-0	0	6
Adam Archuleta	1	0	0	1	0-0	0-0	0	6
Rams	37	11	23	3	32-32	19-24	4	319
Opponents	43	13	24	6	39-39	31-36	1	392

Two Point Conversions: Rams 4/4, Opponents 1/4

Sacks: Travis Fisher 8.5, Leonard Little 7.0, Damione Lewis 5.0, Tyoka Jackson 4.0, Adam Archuleta 2.0, Ryan Pickett 2.0, Tommy Polley 2.0, Pisa Tinoisamoa 1.5, Anthony Hargrove 1.0, Erik Flowers 1.0,
RAMS: 34.0, Opponents: 50.0

Usual Starters

WR Torry Holt (16)	LE Leonard Little (16)
LT Orlando Pace (16)	NT Ryan Pickett (16)
LG Tom Nütten (6)	DT Damione Lewis (10)
C Andy McCollum (16)	RE Bryce Fisher (14)
RG Adam Timmerman (16)	WLB Pisa Tinoisamoa (16)
RT Grant Williams (11)	MLB Robert Thomas (11)
TE Brandon Manumaleuna (16)	SLB Tommy Polley (13)
WR Isaac Bruce (16)	LCB Jerametrious Butler (16)
QB Marc Bulger (14)	RCB Travis Fisher (10)
FB Joey Goodspeed (5)	SS Adam Archuleta (14)
RB Marshall Faulk (14)	FS Aeneas Williams (9)

Passing	Att.	Comp.	Yards	Pct.	Yards/Att.	TD	TD%	Int.	Int%	Long	Sack/Lost	Rating
Marc Bulger	485	321	3,964	66.2%	8.2	21	4.3%	14	2.9%	56	41/302	93.7
Chris Chandler	62	35	463	56.5%	7.5	2	3.2%	8	12.9%	75t	7/54	51.4
Jamie Martin	30	16	188	53.3%	6.3	0	0.0%	0	0.0%	26	2/6	72.7
Isaac Bruce	2	0	0	0.0%	0.0	0	0.0%	0	0.0%	0	0/0	39.6
Jeff Wilkins	1	0	0	0.0%	0.0	0	0.0%	0	0.0%	0	0/0	39.6
Rams	580	372	4,615	64.1%	8.0	23	4.0%	22	3.8%	75t	50-362	86.1
Opponents	492	292	3,415	59.3%	6.9	24	4.9%	6	1.2%	71t	34-241	91.6

Rushing	No.	Yards	Avg.	Long	TD
Marshall Faulk	195	774	4.0	40	3
Steven Jackson	134	673	5.0	48	4
Marc Bulger	19	89	4.7	19t	3
Arlen Harris	20	63	3.2	14	0
Kevin Curtis	3	24	8.0	15	0
Joey Goodspeed	3	6	2.0	2t	1
Chris Chandler	1	2	2.0	2	0
Shaun McDonald	4	0	0.0	7	0
Cam Cleeland	1	-2	-2.0	-2	0
Jeff Wilkins	1	-5	-5.0	-5	0
Rams	381	1,624	4.3	48	11
Opponents	480	2,179	4.5	42t	13

Receiving	No.	Yards	Avg.	Long	TD
Torry Holt	94	1,372	14.6	75t	10
Isaac Bruce	89	1,292	14.5	56	6
Marshall Faulk	50	310	6.2	25	1
Shaun McDonald	37	494	13.4	52t	3
Kevin Curtis	32	421	13.2	41t	2
Steven Jackson	19	189	9.9	28	0
Brandon Manumaleuna	15	174	11.6	48	1
Dane Looker	13	183	14.1	29	0
Joey Goodspeed	11	71	6.5	13	0
Cam Cleeland	7	57	8.1	15	0
Arlen Harris	4	44	11.0	21	0
Mike Furrey	1	8	8.0	8	0
Rams	372	4,615	12.4	75t	23
Opponents	292	3,415	11.7	71t	24

Interceptions	No.	Yards	Avg.	Long	TD
Jerametrious Butler	5	15	3.0	10	0
Travis Fisher	1	30	30.0	30	0
Rams	6	45	7.5	30	0
Opponents	22	191	8.7	38t	1

Punting	No.	Yards	Avg.	TB	In20	Long	Bk.
Sean Landeta	40	1,733	43.3	3	9	63	0
Kevin Stemke	28	1,115	39.8	3	12	56	0
Rams	68	2,848	41.9	6	21	63	0
Opponents	71	3,014	42.5	10	17	65	0

Punt Returns	No.	FC	Yards	Avg.	Long	TD
Shaun McDonald	30	18	143	4.8	39	0
Rams	30	18	143	4.8	39	0
Opponents	35	17	416	11.9	86t	1

Kickoff Returns	No.	Yards	Avg.	Long	TD
Arlen Harris	47	951	20.2	29	0
Aveion Cason	14	310	22.1	31	0
Mike Furrey	8	157	19.6	23	0
Steven Jackson	4	79	19.8	23	0
Dwight Anderson	4	71	17.8	25	0
Brandon Manumaleuna	2	13	6.5	13	0
DeJuan Groce	1	15	15.0	15	0
Joey Goodspeed	1	9	9.0	9	0
Erik Flowers	1	0	0.0	0	0
Marshall Faulk	1	0	0.0	0	0
Rich Coady	1	-1	-1.0	-1	0
Rams	84	1,604	19.1	31	0
Opponents	66	1,680	25.5	94t	1

Field Goals	1-19	20-29	30-39	40-49	50+
Jeff Wilkins	0/0	7/7	5/6	3/6	4/5
Rams	0/0	7/7	5/6	3/6	4/5
Opponents	0/0	8/8	11/12	9/11	3/5

Jeff Wilkins (50, 28, 22) (46) (53) (20, 33N) (39, 36) (56N, 44N) () () (36, 47, 23) (41) (42N, 34) (29, 52, 52) () () (44N, 28, 29) (31)

Opponents (22) (35, 25) (52, 53, 39, 51N, 38, 31) () (48, 43N, 34) (35N, 48N) (43) (43, 31, 45, 36) (28, 30, 45, 41) (21, 35, 33) (27) (51, 40) (27, 20) (48) () (47, 33, 27, 53N)



2003 (12-4) 1st, NFC West - Mike Martz



Date	W/L	Score	Opponent	Attend.
9/7	L	13-23	at New York Giants	(78,666)
9/14	W	27-24	San Francisco (OT)	(65,990)
9/21	L	23-24	at Seattle	(65,841)
9/28	W	37-13	Arizona	(65,758)
10/13	W	36-0	Atlanta	(66,075)
10/19	W	34-24	Green Bay	(66,201)
10/26	W	33-21	at Pittsburgh	(62,655)
11/2	L	10-30	at San Francisco	(67,812)
11/9	W	33-22	Baltimore	(66,085)
11/16	W	23-21	at Chicago	(61,820)
11/23	W	30-27	at Arizona (OT)	(42,089)
11/30	W	48-17	Minnesota	(66,134)
12/8	W	26-20	at Cleveland	(73,108)
12/14	W	27-22	Seattle	(66,152)
12/21	W	27-10	Cincinnati	(66,061)
12/28	L	20-30	at Detroit	(61,006)
1/10	L	23-29	Carolina (2OT)^	(66,165)
Total Attendance				(1,107,618)

^ Denotes NFC Divisional game

	Rams	OPP
First Downs	335	272
Rushing	97	92
Passing	211	164
Penalty	27	16
3rd Down Efficiency	92-216-42.6%	75-209-35.9%
4th Down Efficiency	7-15-46.7%	9-21-42.9%
Time of Poss. Avg.	31:53	28:07
Total Net Yards	5,457	5,052
Avg./Game	341.1	315.8
Total Plays	1054	964
Avg./Play	5.2	5.2
Net Yards Rushing	1,496	1,980
Avg./Game	93.5	123.8
Total Rushes	411	412
Net Yards Passing	3,961	3,072
Avg./Game	247.6	192.0
Sacked/Yds. Lost	43-326	42-291
Gross Yards	4287	3363
Att-Comp-Int	600-377-23	510-296-24
Comp. %	62.8	58.0
Punts/Avg.	59-42.8	74-41.1
Net Avg.	32.9	34.6
Penalties/Yards	92-667	114-882
Fumbles/ Ball Lost	33-16	31-22
Touchdowns	47	39
Rushing	19	9
Passing	23	23
Returns	5	7

Score by Periods	1	2	3	4	OT	T
Rams	123	120	76	122	6	447
Opponents	67	117	82	62	0	328

Scoring	TD	Ru	Pa	Rt	PAT	FG	S	Pts.
Jeff Wilkins	0	0	0	0	46-46	39-42	0	163
Torry Holt	12	0	12	0	0	0	0	72
Marshall Faulk	11	10	1	0	0	0	0	66
Isaac Bruce	5	0	5	0	0	0	0	30
Marc Bulger	4	4	0	0	0	0	0	24
Arlen Harris	4	4	0	0	0	0	0	24
Dane Looker	3	0	3	0	0	0	0	18
Travis Fisher	2	0	0	2	0	0	0	12
Brandon Manumaleuna	2	0	2	0	0	0	0	12
Aeneas Williams	2	0	0	2	0	0	0	12
Adam Archuleta	1	0	0	1	0	0	0	6
Lamar Gordon	1	1	0	0	0	0	0	6
Grant Wistrom	0	0	0	0	0	1	2	2
Rams	47	19	23	5	46-46	39-42	1	447
Opponents	39	9	23	7	35-36	19-24	1	328

Two Point Conversions: Rams 0-1, Opponents 0-3

Sacks: Leonard Little 12.5, Grant Wistrom 7.5, Tyoka Jackson 5.5, Adam Archuleta 5.0, Robert Thomas 2.0, Pisa Tinoisamoa 2.0, Brian Young 2.0, Bryce Fisher 2.0, Aeneas Williams 1.0, Ryan Pickett 1.0, Jamie Duncan 1.0, Damione Lewis 0.5

RAMS 42.0, Opponents 43.0

Usual Starters

WR	Torry Holt (15)	LE	Leonard Little (12)
LT	Orlando Pace (16)	NT	Ryan Pickett (13)
LG	Andy McCollum (16)	DT	Brian Young (9)
C	Dave Wohlabaugh (16)	RE	Grant Wistrom (16)
RG	Adam Timmerman (16)	WLB	Pisa Tinoisamoa (14)
RT	Kyle Turley (16)	MLB	Robert Thomas (8)
TE	Brandon Manumaleuna (15)	SLB	Tommy Polley (13)
WR	Isaac Bruce (15)	LCB	Jerametrius Butler (15)
QB	Marc Bulger (15)	RCB	Travis Fisher (15)
FB	Joey Goodspeed (4)	SS	Adam Archuleta (13)
RB	Marshall Faulk (11)	FS	Aeneas Williams (15)

Passing	Att.	Comp.	Yards	Pct.	Yards/Att.
Marc Bulger	532	336	3,845	63.2	7.23
Kurt Warner	65	38	365	58.5	5.62
Isaac Bruce	2	2	66	100.0	33.00
Dane Looker	1	1	11	100.0	11.00
Rams	600	377	4,287	62.8	7.15
Opponents	510	296	3,363	58.0	6.59

Rushing	No.	Yards	Avg.	Long	TD
Marshall Faulk	209	818	3.9	52	10
Lamar Gordon	71	298	4.2	20	1
Arlen Harris	85	255	3.0	18	4
Marc Bulger	29	75	2.6	28	4
Isaac Bruce	2	17	8.5	14	0
Brandon Manumaleuna	4	15	3.8	8	0
Shaun McDonald	2	7	3.5	5	0
Jeff Wilkins	1	7	7.0	7	0
Mike Furrey	3	5	1.7	2	0
Torry Holt	1	5	5.0	5	0
Kurt Warner	1	0	0.0	0	0
Chris Massey	1	-1	-1.0	-1	0
Cam Cleeland	2	-5	-2.5	0	0
Rams	411	1,496	3.6	52	19
Opponents	412	1,980	4.8	76t	9

Receiving	No.	Yards	Avg.	Long	TD
Torry Holt	117	1,696	14.5	48	12
Isaac Bruce	69	981	14.2	41	5
Dane Looker	47	495	10.5	41	3
Marshall Faulk	45	290	6.4	30	1
Brandon Manumaleuna	29	238	8.2	39	2
Mike Furrey	20	189	9.5	24	0
Arlen Harris	15	102	6.8	26	0
Cam Cleeland	10	145	14.5	29	0
Shaun McDonald	10	62	6.2	13	0
Lamar Gordon	8	59	7.4	21	0
Kevin Curtis	4	13	3.3	8	0
John St. Clair	1	18	18.0	18	0
Spencer Nead	1	6	6.0	6	0
Adam Timmerman	1	-7	-7.0	-7	0
Rams	377	4,287	11.4	48	23
Opponents	296	3,363	11.4	77	23

Interceptions	No.	Yards	Avg.	Long	TD
Travis Fisher	4	205	51.3	74t	2
Aeneas Williams	4	82	20.5	46t	1
Jerametrius Butler	4	72	18.0	45	0
Tommy Polley	4	32	8.0	22	0
Pisa Tinoisamoa	3	46	15.3	29	0
Leonard Little	1	28	28.0	28	0
Adam Archuleta	1	22	22.0	22	0
Tyoka Jackson	1	11	11.0	11	0
DeJuan Groce	1	7	7.0	7	0
Jamie Duncan	1	0	0.0	0	0
Rams	24	505	21.0	74t	3
Opponents	23	300	13.0	70t	1

Punting	No.	Yards	Avg.	TB	In20	Long	Blk.
Sean Landeta	59	2,525	42.8	5	14	57	0
Rams	59	2,525	42.8	5	14	57	0
Opponents	74	3,061	41.4	8	19	61	2

Punt Returns	No.	FC	Yards	Avg.	Long	TD
DeJuan Groce	19	3	135	7.1	19	0
Mike Furrey	11	7	119	10.8	28	0
Arlen Harris	7	0	36	5.1	13	0
Dane Looker	2	1	47	23.5	44	0
Rams	39	11	337	8.6	44	0
Opponents	32	12	484	15.1	84t	2

Kickoff Returns	No.	Yards	Avg.	Long	TD
Arlen Harris	51	1,175	23.0	42	0
Mike Furrey	7	140	20.0	27	0
Joffrey Reynolds	6	109	18.2	25	0
Spencer Nead	2	27	13.5	20	0
Rich Coady	1	0	0.0	0	0
Joey Goodspeed	1	1	1.0	1	0
DeJuan Groce	1	33	33.0	25	0
John St. Clair	1	3	3.0	3	0
Rams	70	1,488	21.3	42	0
Opponents	83	1,985	23.9	100t	2

Field Goals	1-19	20-29	30-39	40-49	50+
Jeff Wilkins	0-0	16-16	11-13	8-9	4-4
Rams	0-0	16-16	11-13	8-9	4-4
Opponents	0-0	5-5	7-9	6-7	1-3

Jeff Wilkins (39, 28) (29, 28) (28, 33, 33) (24, 53, 31, 39N) (28, 38) (39, 43) (47N, 20, 22) (39) (49, 46, 48, 27) (41, 44, 31) (29, 24, 49) (28, 51) (28, 26, 29, 37, 39N) (33, 46) (26, 50) (51, 36)

Opponents (24, 47, 44) (35, 43N) (36, 35N) () (60B) (33) () (44, 53N) (41, 25, 41) (34N) (22, 27) (28) () (31, 38) (48) (39, 38, 50)

	TD	TD%	Int.	Int%	Long	Sack/Lost	Rating
Rams	23	3.8	23	3.8	48	43/326	81.0
Opponents	23	4.5	24	4.7	77	42/291	73.3



2002 (7-9) 2nd, NFC West - Mike Martz



Date	W/L	Score	Opponent	Attend.
9/8	L	16-23	at Denver	(75,710)
9/15	L	21-26	New York Giants	(65,932)
9/23	L	14-26	at Tampa Bay	(65,652)
9/29	L	10-13	Dallas	(66,165)
10/6	L	13-37	at San Francisco	(67,853)
10/13	W	28-13	Oakland	(66,070)
10/20	W	37-20	Seattle	(65,931)
11/3	W	27-14	at Arizona	(47,819)
11/10	W	28-24	San Diego	(66,093)
11/18	W	21-16	Chiacgo	(66,250)
11/24	L	17-20	at Washington	(79,823)
12/1	L	3-10	at Philadelphia	(65,552)
12/8	L	10-49	at Kansas City	(78,601)
12/15	W	30-28	Arizona	(65,939)
12/22	L	10-30	at Seattle	(63,953)
12/30	W	31-20	San Francisco	(66,118)
Total				(1,073,461)

	Rams	OPP
First Downs	315	282
Rushing	76	105
Passing	219	148
Penalty	20	29
3rd Down Efficiency	81-206-39.3%	71-197-36.0%
4th Down Efficiency	6-10-60.0%	5-13-38.5%
Time of Poss. Avg.	30:38	29:22
Total Net Yards	5,559	5,025
Avg./Game	347.4	314.1
Total Plays	1024	944
Avg./Play	5.4	5.3
Net Yards Rushing	1,405	1,816
Avg./Game	87.8	113.5
Total Rushes	343	445
Net Yards Passing	4,154	3,209
Avg./Game	259.6	200.6
Sacked/Yds. Lost	46-326	38-240
Gross Yards	4480	3449
Att-Comp-Int	635-408-27	461-292-12
Comp. %	64.3	63.3
Punts/Avg.	72-41.9	70-41.0
Net Avg.	32.7	33.3
Penalties/Yards	120-919	99-755
Fumbles/ Ball Lost	29-18	32-14
Touchdowns	37	42
Rushing	11	15
Passing	24	15
Returns	2	12

Score by Periods	1	2	3	4	T
Rams	65	80	47	124	316
Opponents	64	152	57	96	369

Scoring	TD	Ru	Pa	Rt	PAT	FG	S	Pts.
Jeff Wilkins	0	0	0	0	37-37	19-25	0	94
Marshall Faulk	10	8	2	0	0-0	0-0	0	60
Isaac Bruce	7	0	7	0	0-0	0-0	0	42
Torry Holt	4	0	4	0	0-0	0-0	0	24
Ricky Proehl	4	0	4	0	0-0	0-0	0	24
Ernie Conwell	3	1	2	0	0-0	0-0	0	18
Lamar Gordon	3	1	2	0	0-0	0-0	0	18
Dre' Bly	2	0	2	0	0-0	0-0	0	12
Troy Edwards	2	0	2	0	0-0	0-0	0	12
Marc Bulger	1	1	0	0	0-0	0-0	0	6
Brandon Manumaleuna	1	0	1	0	0-0	0-0	0	6
Rams	37	11	24	2	37-37	19-25	0	316
Opponents	42	15	15	12	39-39	26-30	0	369

Two Point Conversions: Rams 0/0, Opponent 0/3

Sacks: Leonard Little 12.0, Grant Wistrom 4.5, Jeff Zgonina 4.0, Damione Lewis 4.0, Tyoka Jackson 3.5, James Whitley 3.0, Adam Archuleta 2.5, Brian Young 2.0, Dre' Bly 1.0, Ryan Pickett 0.5

Rams 38.0; Opponents 46.0

Usual Starters

WR Torry Holt (12)	LE Leonard Little (15)
LT Orlando Pace (10)	LDT Brian Young (14)
LG Tom Nütten (11)	RDT Jeff Zgonina (16)
C Andy McCollum (16)	RE Grant Wistrom (14)
RG Adam Timmerman (13)	LLB Robert Thomas (7)
RT John St. Clair (13)	MLB Jamie Duncan (12)
TE Ernie Conwell (11)	RLB Tommy Polley (10)
WR Isaac Bruce (16)	CB Travis Fisher (9)
QB Marc Bulger (7)	CB Dre' Bly (16)
FB James Hodgins (8)	SS Adam Archuleta (16)
RB Marshall Faulk (10)	FS Kim Herring (16)

Passing	Att.	Comp.	Yards	Pct.	Yards/Att.
Kurt Warner	220	144	1,431	65.5	6.50
Marc Bulger	214	138	1,826	64.5	8.53
Jamie Martin	195	124	1,216	63.6	6.24
Scott Covington	5	2	7	40.0	1.40
Ricky Proehl	1	0	0	0.0	0.00
Rams	635	408	4,480	64.3	7.06
Opponents	461	292	3,449	63.3	7.48

Rushing	No.	Yards	Avg.	Long	TD
Marshall Faulk	212	953	4.5	71t	8
Lamar Gordon	65	228	3.5	29	1
Terrence Wilkins	6	56	9.3	18	0
Trung Canidate	17	48	2.8	22	0
Kurt Warner	8	33	4.1	9	0
Ernie Conwell	6	30	5.0	15	1
Troy Edwards	3	21	7.0	27	0
Isaac Bruce	3	18	6.0	13	0
Torry Holt	2	18	9.0	14	0
James Hodgins	3	7	2.3	5	0
Jamie Martin	5	6	1.2	5	0
Chris Hetherington	1	0	0.0	0	0
Marc Bulger	12	-13	-1.1	1t	1
Rams	343	1,405	4.1	44	11
Opponents	445	1,816	4.1	40	15

Receiving	No.	Yards	Avg.	Long	TD
Torry Holt	91	1,302	14.3	58	4
Marshall Faulk	80	537	6.7	40	2
Isaac Bruce	79	1,075	13.6	34t	7
Ricky Proehl	43	466	10.8	33	4
Ernie Conwell	34	419	12.3	52	2
Lamar Gordon	30	278	9.3	25	2
Troy Edwards	18	157	8.7	48	2
James Hodgins	9	47	5.2	11	0
Brandon Manumaleuna	8	106	13.3	27	1
Terrence Wilkins	5	31	6.2	14	0
Yo Murphy	5	23	4.6	8	0
Trung Canidate	4	31	7.8	13	0
Marc Bulger	1	3	3.0	3	0
Chris Hetherington	1	2	2.0	2	0
Rams	408	4,480	11.0	58	24
Opponents	292	3,449	11.8	83	15

Interceptions	No.	Yards	Avg.	Long	TD
Kim Herring	3	38	12.7	36	0
Dre' Bly	2	0	0.0	0	0
Travis Fisher	2	0	0.0	0	0
Don Davis	1	29	29.0	29	0
Aeneas Williams	1	3	3.0	3	0
Adam Archuleta	1	2	2.0	2	0
Grant Wistrom	1	2	2.0	2	0
Dexter McClean	1	0	0.0	0	0
Rams	12	74	6.2	36	0
Opponents	27	492	18.2	60	5

Punting	No.	Yards	Avg.	TB	In20	Long	Blk.
Mitch Berger	72	3,020	41.9	10	26	64	0
Rams	72	3,020	41.9	10	26	64	0
Opponents	70	2,868	41.0	8	19	63	0

Punt Returns	No.	FC	Yards	Avg.	Long	TD
Terrence Wilkins	25	13	242	9.7	55	0
Dre' Bly	8	3	138	17.3	78t	1
Rams	33	16	380	11.5	78t	1
Opponents	34	10	463	13.6	86t	1

Kickoff Returns	No.	Yards	Avg.	Long	TD
Travis Wilkins	47	1,074	22.9	42	0
Troy Edwards	10	211	21.1	32	0
Trung Canidate	7	197	28.1	53	0
Lamar Gordon	6	104	17.3	30	0
Brandon Manumaleuna	3	30	10.0	15	0
Dre' Bly	1	5	5.0	5	0
Yo Murphy	1	21	21.0	21	0
Rams	75	1,642	21.9	53	0
Opponents	57	1,354	23.8	97t	2

Field Goals	1-19	20-29	30-39	40-49	50+
Jeff Wilkins	0-0	5-5	8-10	6-9	0-1
Rams	0-0	5-5	8-10	6-9	0-1
Opponents	1-1	4-4	13-15	7-9	1-1

Jeff Wilkins (41, 43, 39N, 39) (35N) () (27, 49N) (38, 37) () (31, 45, 47) (47N, 24, 42) () () (30) (55N, 22) (36, 42N) (26, 37, 26) (45) (39)

Opponents (41, 34, 32) (20, 32, 34, 25) (39, 47) (35, 48) (33, 21, 32)(43, 32, 35) (48) () (41) (37, 48, 50) (40N, 34N) (31) () () (31, 36, 22) (19, 44)

TD	TD%	Int.	Int%	Long	Sack/Lost	Rating
3	1.4	11	5.0	43	21/130	67.4
14	6.5	6	2.8	58	12/102	101.5
7	3.6	10	5.1	33	10/77	71.7
0	0.0	0	0.0	4	2/16	47.9
0	0.0	0	0.0	0	1/1	39.6
24	3.8	27	4.3	58	46/326	79.9
15	3.3	12	2.6	83	38/240	86.0



2001 (14-2) 1st, NFC West - Mike Martz



Date	W/L	Score	Opponent	Attend.
9/9	W	20-17	at Philadelphia (OT)	(66,243)
9/23	W	30-26	at San Francisco	(67,536)
9/30	W	42-10	Miami	(66,046)
10/8	W	35-0	at Detroit	(77,765)
10/14	W	15-14	New York Giants	(65,992)
10/21	W	34-14	at New York Jets	(78,766)
10/28	L	31-34	New Orleans	(66,189)
11/11	W	48-14	Carolina	(66,069)
11/18	W	24-17	at New England	(60,292)
11/26	L	17-24	Tampa Bay	(66,198)
12/2	W	35-6	at Atlanta	(60,787)
12/9	W	27-14	San Francisco	(66,218)
12/17	W	34-21	at New Orleans	(70,332)
12/23	W	38-32	at Carolina	(72,438)
12/30	W	42-17	Indianapolis	(66,084)
1/6	W	31-13	Atlanta	(66,033)
1/20	W	45-17	Green Bay*	(66,338)
1/27	W	29-24	Philadelphia^	(66,502)
2/3	L	17-20	vs. New England (SB XXXV)^^	(72,922)

Total Attendance (1,288,750)
 * Denotes NFC Divisional game
 ^ Denotes NFC Championship
 ^^ Denotes Super Bowl XXXV

	Rams	OPP
First Downs	357	256
Rushing	104	77
Passing	236	153
Penalty	17	26
3rd Down Efficiency	96-192-50.0%	69-209-33.0%
4th Down Efficiency	8-11-72.7%	11-23-47.8%
Time of Poss. Avg.	31:45	28:15
Total Net Yards	6,690	4,471
Avg./Game	418.1	279.4
Total Plays	1007	952
Avg./Play	6.6	4.7
Net Yards Rushing	2,027	1,374
Avg./Game	126.7	85.9
Total Rushes	416	366
Net Yards Passing	4,663	3,097
Avg./Game	291.4	193.6
Sacked/Yds. Lost	40-240	45-251
Gross Yards	4903	3348
Att-Comp-Int	551-379-22	541-314-21
Comp. %	68.8	58.0
Punts/Avg.	43-42.1	79-42.0
Net Avg.	34.9	34.9
Penalties/Yards	107-847	100-830
Fumbles/ Ball Lost	38-22	21-13
Touchdowns	62	31
Rushing	20	11
Passing	37	16
Returns	5	5

Score by Periods	1	2	3	4	OT	T
Rams	140	165	103	92	3	503
Opponents	51	85	66	71	0	273

Scoring	TD	Ru	Pa	Rt	PAT	FG	S	Pts.
Marshall Faulk	21	12	9	0	0-0	0-0	0	128
Jeff Wilkins	0	0	0	0	58-58	23-29	0	127
Torry Holt	7	0	7	0	0-0	0-0	0	42
Isaac Bruce	6	0	6	0	0-0	0-0	0	36
Trung Canidate	6	6	0	0	0-0	0-0	0	36
Ricky Proehl	5	0	5	0	0-0	0-0	0	32
Ernie Conwell	5	1	4	0	0-0	0-0	0	30
Az-Zahir Hakim	3	0	3	0	0-0	0-0	0	18
Dre' Bly	2	0	0	2	0-0	0-0	0	12
Aeneas Williams	2	0	0	2	0-0	0-0	0	12
James Hodgins	1	0	1	0	0-0	0-0	0	6
Robert Holcombe	1	1	0	0	0-0	0-0	0	6
Brandon Manumaleuna	1	0	1	0	0-0	0-0	0	6
Dexter McCleon	1	0	0	1	0-0	0-0	0	6
Jeff Robinson	1	0	1	0	0-0	0-0	0	6
Rams	62	20	37	5	58-58	23-29	0	503
Opponents	31	11	16	4	27-27	20-26	0	273

Two Point Conversions: Rams 2/4, Opponents 0/4
Sacks: Leonard Little 14.5, Grant Wistrom 9.0, Brian Young 6.5, London Fletcher 4.5, Tyoka Jackson 3.0, Chidi Ahanotu 2.0, Adam Archuleta 2.0, Sean Moran 2.0, Rich Coody 1.0, Ryan Pickett 0.5. **Rams 45.0; Opponents 40.0**

Usual Starters

WR	Torry Holt (14)	LE	Chidi Ahanotu (16)
LT	Orlando Pace (16)	LDT	Brian Young (16)
LG	Tom Nütten (14)	RDT	Jeff Zgonina (13)
C	Andy McCollum (16)	RE	Grant Wistrom (15)
RG	Adam Timmerman (16)	LLB	Don Davis (8)
RT	Ryan Tucker (15)		Tommy Polley (7)
TE	Ernie Conwell (13)	MLB	London Fletcher (16)
WR	Isaac Bruce (16)	RLB	Mark Fields (12)
QB	Kurt Warner (16)	CB	Aeneas Williams (16)
FB	James Hodgins (10)	CB	Dexter McCleon (13)
RB	Marshall Faulk (14)	SS	Adam Archuleta (12)
		FS	Kim Herring (13)

Passing	Att.	Comp.	Yards	Pct.	Yards/Att.
Kurt Warner	546	375	4,830	68.7	8.85
Jame Martin	3	3	44	100.0	7.33
Marshall Faulk	1	0	0	0.0	0.00
Az-Zahir Hakim	1	1	51	100.0	51.0
Rams	551	379	4,903	68.8	8.90
Opponents	541	314	3,348	58.0	6.19

Rushing	No.	Yards	Avg.	Long	TD
Marshall Faulk	260	1,382	5.3	71t	12
Trung Canidate	78	441	5.7	45	6
Kurt Warner	28	60	2.1	23	0
Az-Zahir Hakim	11	50	4.5	12	0
Robert Holcombe	13	42	3.2	11	1
Ernie Conwell	7	28	4.0	13	1
Isaac Bruce	4	23	5.8	10	0
James Hodgins	2	5	2.5	5	0
Ricky Proehl	1	5	5.0	5	0
John Baker	1	0	0.0	0	0
Torry Holt	2	0	0.0	2	0
Justin Watson	1	0	0.0	0	0
Jamie Martin	8	-9	-1.1	-1	0
Rams	416	2,027	4.9	71t	20
Opponents	366	1,374	3.8	30	11

Receiving	No.	Yards	Avg.	Long	TD
Marshall Faulk	83	765	9.2	65t	9
Torry Holt	81	1,363	16.8	51	7
Isaac Bruce	64	1,106	17.3	51t	6
Ricky Proehl	40	563	14.1	37	5
Az-Zahir Hakim	39	374	9.6	33	3
Ernie Conwell	38	431	11.3	47	4
Trung Canidate	17	154	9.1	29	0
Jeff Robinson	11	108	9.8	26	1
James Hodgins	4	24	6.0	11t	1
Robert Holcombe	1	14	14.0	14	0
Brandon Manumaleuna	1	1	1.0	1t	1
Rams	379	4,903	12.9	65t	37
Opponents	314	3,348	10.7	49t	16

Interceptions	No.	Yards	Avg.	Long	TD
Dre' Bly	6	150	25.0	93t	2
Aeneas Williams	4	69	17.3	42t	2
Dexter McCleon	4	66	16.5	43	0
London Fletcher	2	18	9.0	18	0
Grant Wistrom	2	-4	-2.0	0	0
Mark Fields	1	30	30.0	30	0
Brian Young	1	25	25.0	25	0
Kim Herring	1	15	15.0	15	0
Rams	21	369	17.6	93t	4
Opponents	22	307	14.0	52t	1

Punting	No.	Yards	Avg.	TB	In20	Long	Bk.
John Baker	43	1,809	42.1	7	9	58	0
Rams	43	1,809	42.1	7	9	58	0
Opponents	79	3,317	42.0	8	17	64	0

Punt Returns	No.	FC	Yards	Avg.	Long	TD
Az-Zahir Hakim	36	12	330	9.2	32	0
Dre' Bly	7	6	71	10.1	32	0
Jerametrius Butler	0	0	-1	---	-1	0
Rams	43	18	400	9.3	32	0
Opponents	17	6	167	9.8	19	0

Kickoff Returns	No.	Yards	Avg.	Long	TD
Trung Canidate	36	748	20.8	40	0
Yo Murphy	8	174	21.8	29	0
Dre' Bly	6	128	21.3	32	0
Aveion Cason	4	73	18.3	26	0
Adam Archuleta	1	0	0.0	0	0
Rams	55	1,123	20.4	40	0
Opponents	86	2,194	25.5	99t	2

Field Goals	1-19	20-29	30-39	40-49	50+
Jeff Wilkins	0-0	11-11	5-5	6-12	1-1
Rams	0-0	11-11	5-5	6-12	1-1
Opponents	0-0	6-7	6-6	6-8	2-5

Jeff Wilkins (20, 26) (44, 40, 25) () () (28, 33, 25) (47, 24) (40N, 54) (25, 35) (42N, 35) (44, 42, 24) (45N) (22, 39) (43, 27) (45N, 33, 45N) () (24, 42N)

Opponents (50) (52, 33) (26) () (51) () (33, 44, 44, 23, 27) (53N) (33) (25N, 36) (41, 50N, 24, 44N) () () (47N, 22, 29, 30, 46) (48) (49, 33)

TD	TD%	Int.	Int%	Long	Sack/Lost	Rating
36	6.6	22	4.0	65t	38/233	101.4
0	0.0	0	0.0	10	2/7	97.2
0	0.0	0	0.0	0	0/0	39.6
1	100.0	0	0.0	51t	0/0	158.3
37	6.7	22	4.0	65t	40/240	102.2
16	3.0	21	3.9	49t	45/251	69.9



1999 (13-3) 1st, NFC West - Dick Vermeil



Date	W/L	Score	Opponent	Attend.
9/12	W	27-10	Baltimore	(62,100)
9/26	W	35-7	Atlanta	(63,253)
10/3	W	38-10	at Cincinnati	(45,481)
10/10	W	42-20	San Francisco	(65,872)
10/17	W	41-13	at Atlanta	(51,973)
10/24	W	34-3	Cleveland	(65,866)
10/31	L	21-24	at Tennessee	(66,415)
11/7	L	27-31	at Detroit	(73,224)
11/14	W	35-10	Carolina	(66,965)
11/21	W	23-7	at San Francisco	(68,193)
11/28	W	43-12	New Orleans	(65,864)
12/5	W	34-21	at Carolina	(62,285)
12/12	W	30-14	at New Orleans	(46,838)
12/19	W	31-10	New York Giants	(66,065)
12/26	W	34-12	Chicago	(65,941)
1/2	L	31-38	at Philadelphia	(60,700)
1/16/2000	W	49-37	Minnesota*	(66,194)
1/23/2000	W	11-6	Tampa Bay^	(66,496)
1/30/2000	W	23-16	vs. Tennessee (SB XXXIV)^	(72,625)

Total Attendance
 * Denotes NFC Divisional game
 ^ Denotes NFC Championship
 ^^ Denotes Super Bowl XXXVI in Atlanta

	Rams	OPP
First Downs	335	263
Rushing	102	53
Passing	207	189
Penalty	26	21
3rd Down Efficiency	91-194-46.9%	77-228-33.8%
4th Down Efficiency	5-8-62.5	12-25-48%
Time of Poss. Avg.	31:50	28:10
Total Net Yards	6,412	4,698
Avg./Game	400.8	293.6
Total Plays	994	991
Avg./Play	6.5	4.7
Net Yards Rushing	2,059	1,189
Avg./Game	128.7	74.3
Total Rushes	431	338
Net Yards Passing	4,580	3,509
Avg./Game	272.1	219.3
Sacked/Yds. Lost	33-227	57-358
Gross Yards	4,353	3,867
Att-Comp-Int	530-343-15	596-319-29
Comp. %	64.7	53.5
Punts/Avg.	60-41.1	86-42.7
Net Avg.	34.8	36.5
Penalties/Yards	113-889	114-1007
Fumbles/ Ball Lost	30-16	21-7
Touchdowns	66	26
Rushing	13	4
Passing	42	19
Returns	11	3

Score by Periods	1	2	3	4	T
Rams	123	170	106	127	526
Opponents	49	85	54	54	242

Scoring	TD	Ru	Pa	Rt	PAT	FG	S	Pts.
Wilkins	0	0	0	0	64-64	20-28	0	124
Bruce	12	0	12	0	0-0	0-0	0	74
Faulk	12	7	5	0	0-0	0-0	0	74
Hakim	9	0	8	1	0-0	0-0	0	54
Holt	6	0	6	0	0-0	0-0	0	36
R. Williams	6	0	6	0	0-0	0-0	0	36
Holcombe	5	4	1	0	0-0	0-0	0	30
Jones	3	0	0	3	0-0	0-0	0	18
Horne	2	0	0	2	0-0	0-0	0	12
Robinson	2	0	2	0	0-0	0-0	0	12
Wistrom	2	0	0	2	0-0	0-0	0	12
Bly	1	0	0	1	0-0	0-0	0	6
Bush	1	0	0	1	0-0	0-0	0	6
Hodgins	1	1	0	0	0-0	0-0	0	6
Lee	1	0	1	0	0-0	0-0	0	6
Lyght	1	0	0	1	0-0	0-0	0	6
Tucker	1	0	1	0	0-0	0-0	0	6
Warner	1	1	0	0	0-0	0-0	0	6
Fletcher	0	0	0	0	0-0	0-0	1	2
Rams	66	13	42	11	64-64	20-28	1	526
Opponents	26	4	19	3	22-23	20-26	0	242

Two Point Conversions: Rams 2/2, Opponents 2/3

Sacks: Kevin Carter 17.0, D'Marco Farr 8.5, Grant Wistrom 6.5, Jeff Zgonina 4.5, Jay Williams 4.0, London Fletcher 3.0-, Charlie Clemons 3.0, Todd Lyght 2.5, Ray Agnew 2.5, Dexter McCleon 1.5, Mike Jones, 1.0, Billy Jenkins 1.0, Keith Lyle 1.0, Nate Hobgood-Chittick, 0.5, Taje Allen, 0.5
RAMS: 57.0; Opp. 33.0.

Usual Starters

WR	Torry Holt (15)	LE	Kevin Carter (16)
LT	Orland Pace (16)	LDT	Ray Agnew (16)
LG	Tom Nütten (14)	RDT	D'Marco Farr (16)
C	Mike Gruttadauria (16)	RE	Grant Wistrom (16)
RG	Adam Timmerman (16)	LLB	Mike Jones (16)
RT	Fred Miller (16)	MLB	London Fletcher (16)
TE	Roland Williams (15)	RLB	Todd Collins (13)
WR	Isaac Bruce (16)	LC	Todd Lyght (16)
QB	Kurt Warner (16)	RC	Dexter McCleon (15)
FB	Robert Holcombe (7)	SS	Billy Jenkins (16)
RB	Marshall Faulk (16)	FS	Keith Lyle (9)

Passing	Att.	Comp.	Yards	Pct.	Yds./Att.
Kurt Warner	499	325	4,353	65.1	8.72
Joe Germaine	16	9	136	56.3	8.50
Paul Justin	14	9	91	64.3	6.50
Marshall Faulk	1	0	0	0.0	0.0
Rams	530	343	4,580	64.7	8.64
Opponents	596	319	3,867	53.5	6.49

Rushing	No.	Yards	Avg.	Long	TD
Marshall Faulk	253	1,381	5.5	58	7
Robert Holcombe	78	294	3.8	34	4
Justin Watson	47	179	3.8	21	0
Kurt Warner	23	92	4.0	22	1
Az-Zahir Hakim	4	44	11.0	31	0
Isaac Bruce	5	32	6.4	11	0
Torry Holt	3	25	8.3	14	0
James Hodgins	7	10	1.4	3	1
Amp Lee	3	3	1.0	4	0
Joe Germaine	3	0	0.0	2	0
Paul Justin	5	-1	-0.2	3	0
Rams	431	2,059	4.8	58	13
Opponents	338	1,189	3.5	40	4

Receiving	No.	Yards	Avg.	Long	TD
Marshall Faulk	87	1,048	12.0	57t	5
Isaac Bruce	77	1,165	15.1	60	12
Torry Holt	52	788	15.2	63t	6
Az-Zahir Hakim	36	677	18.8	75t	8
Ricky Proehl	33	349	10.6	30	0
Roland Williams	25	226	9.0	24	6
Robert Holcombe	14	163	11.6	30	1
Jeff Robinson	6	76	12.7	30	2
James Hodgins	6	35	5.8	10	0
Amp Lee	3	22	7.3	15t	1
Chad Lewis	1	12	12.0	12	0
Ernie Conwell	1	11	11.0	11	0
Chris Thomas	1	6	6.0	6	0
Ryan Tucker	1	2	2.0	2t	1
Rams	343	4,580	13.4	75t	42
Opponents	319	3,867	12.1	68t	19

Interceptions	No.	Yards	Avg.	Long	TD
Todd Lyght	6	112	18.7	57t	1
Mike Jones	4	96	24.0	44t	2
Dexter McCleon	4	17	4.3	14	0
Dre' Bly	3	53	17.7	53t	1
Grant Wistrom	2	131	65.5	91t	2
Taje Allen	2	76	38.0	40	0
Devin Bush	2	45	22.5	45	1
Keith Lyle	2	10	5.0	10	0
Billy Jenkins	2	16	8.0	14	0
Rich Coady	1	11	11.0	11	0
Charlie Clemons	1	0	0.0	0	0
Rams	29	567	19.6	91t	7
Opponents	15	266	17.7	60	2

Punting	No.	Yards	Avg.	TB	In20	Long	Blk.
Rick Tuten	32	1,359	42.5	7	9	70	0
Mike Horan	26	1,048	40.3	4	7	57	0
Jeff Wilkins	2	57	28.5	0	1	34	0
Rams	60	2,464	41.1	11	17	70	0
Opponents	86	3,674	42.7	2	26	65	0

Punt Returns	No.	FC	Yards	Avg.	Long	TD
Az-Zahir Hakim	44	22	461	10.5	84t	1
Tony Horne	5	0	22	4.4	9	0
Torry Holt	3	2	15	5.0	11	0
Ricky Proehl	0	1	0	0	0	0
Rams	52	25	498	9.6	84t	1
Opponents	23	7	155	6.7	20	0

Kickoff Returns	No.	Yards	Avg.	Long	TD
Tony Horne	30	892	29.7	101t	2
Ron Carpenter	16	406	25.4	43	0
London Fletcher	2	13	6.5	13	0
Az-Zahir Hakim	2	35	17.5	20	0
James Hodgins	2	4	2.0	4	0
Dre' Bly	1	1	1.0	1	0
Andy McCollum	1	3	3.0	3	0
Rams	54	1,354	25.1	101t	2
Opponents	85	2,115	24.9	69	0

Field Goals	1-19	20-29	30-39	40-49	50+
Jeff Wilkins	1-1	5-5	6-7	7-11	1-4
Rams	1-1	5-5	6-7	7-11	1-4
Opponents	1-1	8-9	2-4	8-9	1-3

Jeff Wilkins (36, 51) () (19) (22, 49) (28, 36) (54N, 38N) (34) () (43N, 40, 20, 49) () (44, 51N, 29) (40, 30, 41N, 40N, 38) (50N, 74) (48N, 38, 28) (47)

Opponents (54N, 25, 54N) () (36, 33N) (42, 43) (19, 25) (47) (27) (29, 43, 44) (24) () (51, 42, 45, 35, 24N) () (29, 26) (23F, 42N) () (46, 39N)

TD	TD%	Int.	Int%	Long	Sack/Lost	Rating
41	8.2	13	2.6	75t	29/201	109.2
1	6.3	2	12.5	63t	3/23	65.6
0	0.0	0	0.0	27	1/3	82.7
0	0.0	0	0.0	0	0/0	39.6
42	7.9	15	2.8	75t	33/227	106.6
19	3.2	29	4.9	71t	57/358	63.8



1998 (4-12) 5th, NFC West - Dick Vermeil



Date	W/L	Score	Opponent	Attend.
9/6	L	17-24	New Orleans	(56,943)
9/13	L	31-38	Minnesota	(56,234)
9/20	W	34-33	at Buffalo	(65,199)
9/27	L	17-20	Arizona	(55,832)
10/11	W	30-10	New York Jets	(55,938)
10/18	L	0-14	at Miami	(65,418)
10/25	L	10-28	San Francisco	(58,563)
11/1	L	15-37	at Atlanta	(37,996)
11/8	W	20-12	at Chicago	(50,263)
11/15	L	3-24	at New Orleans	(46,430)
11/22	L	20-24	Carolina	(50,716)
11/29	L	10-21	Atlanta	(47,941)
12/3	L	14-17	at Philadelphia	(66,155)
12/13	W	32-18	New England	(48,946)
12/20	L	13-20	at Carolina	(50,047)
12/27	L	19-38	at San Francisco	(68,386)
Total Attendance				(881,007)

	Rams	OPP
First Downs	281	282
Rushing	81	92
Passing	164	161
Penalty	36	29
3rd Down Eff.	77-222-34.7%	83-221-37.6%
4th Down Eff.	9-16-56.3	3-9-33.3%
Time of Poss. Avg.	28:59	31:01
Total Net Yards	4,472	4,880
Avg./Game	279.5	305.0
Total Plays	998	1004
Avg./Play	4.5	4.9
Net Yards Rushing	1,358	2,049
Avg./Game	86.6	128.1
Total Rushes	395	479
Net Yards Passing	3,087	2,831
Avg./Game	192.9	176.9
Sacked/Yds. Lost	47-294	50-349
Gross Yards	3381	3180
Att-Comp-Int	556-314-18	475-256-16
Comp. %	56.5	53.8
Punts/Avg.	95-44.2	92-42.6
Net Avg.	35.3	35.8
Penalties/Yards	111-945	112-915
Fumbles/ Ball Lost	32-15	16-7
Touchdowns	32	43
Rushing	17	11
Passing	12	28
Returns	3	4

Score by Periods	1	2	3	4	T
Rams	37	91	72	85	285
Opponents	116	107	80	75	378

Scoring	TD	Ru	Pa	Rt	PAT	FG	S	Pts.
Wilkins	0	0	0	0	25-26	20-26	0	85
Lee	4	2	2	0	0-0	0-0	0	26
G. Hill	4	4	0	0	0-0	0-0	0	24
Banks	3	3	0	0	0-0	0-0	0	20
Proehl	3	0	3	0	0-0	0-0	0	20
Henley	3	3	0	0	0-0	0-0	0	18
Hakim	2	1	1	0	0-0	0-0	0	12
D. Harris	2	0	2	0	0-0	0-0	0	12
Holcombe	2	2	0	0	0-0	0-0	0	12
Kennison	2	0	1	1	0-0	0-0	0	12
Moore	2	2	0	0	0-0	0-0	0	12
Bruce	1	0	1	0	0-0	0-0	0	6
Horne	1	0	0	1	0-0	0-0	0	6
McNeil	1	0	0	1	0-0	0-0	0	6
Robinson	1	0	1	0	0-0	0-0	0	6
R. Williams	1	0	1	0	0-0	0-0	0	6
Bono	0	0	0	0	0-0	0-0	0	2
Rams	32	17	12	3	25-26	20-26	0	285
Opponents	43	11	18	4	40-40	24-27	2	378

Two Point Conversions: Banks, Bono, Lee, Proehl. Rams 4-6, Opp. 2-3

Sacks: Kevin Carter 12.0, D'Marco Farr 7.0, Romas Phifer 6.5, Ray Agnew 5.0, Billy Jenkins 3.0, Mike A. Jones 3.0, Grant Wistrom 3.01, Mike D. Jones 2.5, Charlie Clemons 2.0, Todd Lyght 1.5, Eric Hill, 1.0, Keith Lyle 1.0, Jay Williams 1.0, Toby Wright 1.0, Leonard Little 0.5. **RAMS: 50.0; Opponents 47.0**

Usual Starters

WR	Eddie Kennison (13)	LE	Kevin Carter (16)
LT	Orland Pace (16)	LDT	Ray Agnew (12)
LG	Fred Miller (15)	RDT	D'Marco Farr (16)
C	John Flannery (16)	RE	Mike D. Jones (15)
RG	Zach Wiegert (13)	LLB	Mike A. Jones (16)
RT	Wayne Gandy (16)	MLB	Eric Hill (13)
TE	Roland Williams (9)	RLB	Roma Phifer (13)
WR	Ricky Proehl (11)	LC	Todd Lyght (16)
QB	Tony Banks (14)	RC	Ryan McNeil (12)
FB	Derrick Harris (14)	SS	Billy Jenkins (12)
RB	Robert Holcombe (6)	FS	Keith Lyle (16)

Passing	Att.	Comp.	Yards	Pct.	Yards/Att.
Tony Banks	408	241	2,535	59.1	6.21
Steve Bono	136	69	807	50.7	5.93
Kurt Warner	11	4	39	36.4	5.93
Rick Tuten	1	0	0	0.0	0.0
Rams	556	314	3,381	56.5	6.08
Opponents	475	256	3,180	53.9	6.69

Rushing	No.	Yards	Avg.	Long	TD
June Henley	88	313	3.6	22	3
Greg Hill	40	240	6.0	46	4
Robert Holcombe	98	230	2.3	12	2
Amp Lee	44	175	4.0	38	2
Tony Banks	40	156	3.9	19	3
Jerald Moore	55	137	2.5	18	2
Derrick Harris	13	38	2.7	15	0
Az-Zahir Hakim	2	30	15.0	34t	1
Isaac Bruce	1	30	30.0	30	0
Steve Bono	10	13	1.3	7	0
Ricky Proehl	1	14	14.0	14	0
Eddie Kennison	2	9	4.5	9	0
Rams	395	1,385	3.5	46t	17
Opponents	479	2,049	4.3	74t	11

Receiving	No.	Yards	Avg.	Long	TD
Amp Lee	64	667	10.4	44	2
Ricky Proehl	60	771	12.9	47	3
June Henley	35	252	7.2	43	0
Isaac Bruce	32	457	14.3	80t	1
J.T. Thomas	20	287	14.4	42	0
Az-Zahir Hakim	20	247	12.4	22	1
Eddie Kennison	17	234	13.8	45	1
Roland Williams	15	144	9.6	33	1
Ernie Conwell	15	105	7.0	13	0
Derrick Harris	12	57	4.8	8	2
Jerald Moore	9	60	6.7	14	0
Tyji Armstrong	6	54	9.0	20	0
Robert Holcombe	6	34	5.7	14	0
Greg Hill	1	6	6.0	6	0
Jeff Robinson	1	4	4.0	4t	1
John Flannery	1	2	2.0	2	0
Rams	314	3,381	10.8	80t	12
Opponents	256	3,180	12.4	68t	28

Interceptions	No.	Yards	Avg.	Long	TD
Todd Lyght	3	30	10.0	17	0
Keith Lyle	3	20	6.7	20	0
Billy Jenkins	2	31	15.5	25	0
Dexter McCleon	2	29	14.5	15	0
Mike A. Jones	2	13	6.5	13	0
Roman Phifer	1	41	41.0	41	0
Ryan McNeil	1	37	37.0	37t	1
Ray Agnew	1	0	0.0	0	0
Eric Hill	1	0	0.0	0	0
Rams	16	201	12.6	41	1
Opponents	18	194	10.8	32t	1

Punting	No.	Yards	Avg.	TB	In20	Long	Bik.
Rick Tuten	95	4,202	44.2	10	16	64	0
Rams	95	4,202	44.2	10	16	64	0
Opponents	92	3,825	41.6	6	24	66	0

Punt Returns	No.	FC	Yards	Avg.	Long	TD
Eddie Kennison	40	25	415	10.4	71t	1
Tony Horne	1	0	0	0.0	0	0
Rams	41	25	415	10.1	71t	1
Opponents	58	15	652	11.2	72t	1

Kickoff Returns	No.	Yards	Avg.	Long	TD
Tony Horne	56	1,306	23.3	102t	1
London Fletcher	5	72	14.4	20	0
J.T. Thomas	4	79	19.8	24	0
June Henley	1	13	13.0	13	0
Mike D. Jones	1	2	2.0	2	0
Charlie Clemons	1	0	0.0	0	0
Rams	68	1,472	21.6	102t	1
Opponents	47	1,020	21.7	55	0

Field Goals	1-19	20-29	30-39	40-49	50+
Jeff Wilkins	0-0	4-5	8-8	5-7	3-6
Rams	0-0	4-5	8-8	5-7	3-6
Opponents	1-1	8-9	8-8	4-6	3-3

Jeff Wilkins (34) (53) (27, 25) (45M, 57) (52, 30, 34, 29M) () (46) (24, 33) (33, 53M) (39, 41) (61M, 39, 48) (46, 20, 52M) (48) (43, 38) ()

Opponents (36) (24) (36) (48M, 22, 29) (54) () () (23, 22, 29B, 43) (31) (26) (35) (42, 32) (50, 46B) (37, 41, 55, 17) (32, 37) (20, 29, 44)

TD	TD%	Int.	Int%	Long	Sack/Lost	Rating
7	1.7	14	3.4	80t	41/237	68.6
5	3.7	4	2.9	47	6/57	69.1
0	0.0	0	0.0	21	0/0	47.2
0	0.0	0	0.0	0	0/0	39.6
12	2.2	18	3.2	80t	47-294	68.2
28	5.9	16	3.4	68t	50-349	80.5



1997 (5-11) 4th, NFC West - Dick Vermeil



Date	W/L	Score	Opponent	Attend.
8/31	W	38-24	New Orleans	(64,575)
9/7	L	12-15	San Francisco	(64,630)
9/14	L	14-35	at Denver	(74,338)
9/21	W	13-3	New York Giants	(64,642)
9/28	L	17-35	at Oakland	(42,506)
10/12	L	10-30	at San Francisco	(63,825)
10/19	L	9-17	Seattle	(64,819)
10/26	L	20-28	Kansas City	(64,864)
11/2	L	31-34	at Atlanta	(36,853)
11/9	L	7-17	at Green Bay	(60,093)
11/16	L	21-27	Atlanta	(64,299)
11/23	L	10-16	Carolina	(64,609)
11/30	W	23-20	at Washington	(74,772)
12/7	W	34-27	at New Orleans	(54,803)
12/14	L	10-13	Chicago	(66,030)
12/20	W	30-18	at Carolina	(58,101)
Total Attendance				(983,759)

	Rams	OPP
First Downs	271	296
Rushing	85	84
Passing	161	177
Penalty	25	35
3rd Down Efficiency	73-223-32.7%	76-215-35.3%
4th Down Efficiency	4-11-36.4	5-11-45.5%
Time of Poss. Avg.	29:47	30:13
Total Net Yards	4,761	5,066
Avg./Game	297.6	316.6
Total Plays	1013	1021
Avg./Play	4.7	5.0
Net Yards Rushing	1,563	1,687
Avg./Game	97.7	105.4
Total Rushes	443	440
Net Yards Passing	3,198	3,379
Avg./Game	199.9	211.2
Sacked/Yds. Lost	44-326	38-296
Gross Yards	3,675	3,379
Att-Comp-Int	526-271-15	543-288-25
Comp. %	51.5	53.0
Punts/Avg.	95-41.9	82-44.5
Net Avg.	33.8	39.0
Penalties/Yards	142-1,065	133-1,064
Fumbles/ Ball Lost	29-15	27-14
Touchdowns	32	39
Rushing	15	10
Passing	14	26
Returns	3	3

Score by Periods	1	2	3	4	T
Rams	37	121	68	73	299
Opponents	57	104	96	102	359

Scoring	TD	Ru	Pa	Rt	PAT	FG	S	Pts.
Jeff Wilkins	0	0	0	0	32-32	25-37	0	107
Lawrence Phillips	8	8	0	0	0-0	0-0	0	48
Isaac Bruce	5	0	5	0	0-0	0-0	0	30
Ernie Conwell	4	0	4	0	0-0	0-0	0	24
Amp Lee	3	0	3	0	0-0	0-0	0	18
Jerald Moore	3	3	0	0	0-0	0-0	0	18
Tony Banks	1	1	0	0	0-0	0-0	0	6
Craig Heyward	1	1	0	0	0-0	0-0	0	6
Aaron Laing	1	0	1	0	0-0	0-0	0	6
Ryan McNeil	1	0	0	1	0-0	0-0	0	6
Ronald Moore	1	1	0	0	0-0	0-0	0	6
Leslie O'Neal	1	0	0	1	0-0	0-0	0	6
Torrence Small	1	0	1	0	0-0	0-0	0	6
David Thompson	1	1	0	0	0-0	0-0	0	6
Zach Wiegert	1	0	0	1	0-0	0-0	0	6
Rams	32	15	14	3	32-32	25-37	0	299
Opponents	39	10	26	3	31-31	26-31	1	359

Two Point Conversions: Rams 0/0, Opponents 7/8

Sacks: Leslie O'Neal 10.0, Kevin Carter 7.5, Bill Johnson 4.0, D'Marco Farr 3.0, Mike Jones 2.0, Keith Lyle 2.0, Roman Phifer 2.0, Jeff Zgonina 2.0, Robert Jones 1.0, Bryan Robinson 1.0, Todd Lyght 1.0, Jay Williams 1.0, Jeff Robinson 0.5.
RAMS: 38.0; Opponents 44.0.

Usual Starters

WR	Eddie Kennison (9)	LE	Kevin Carter (16)
LT	Orlando Pace (9)	LDT	Bill Johnson (16)
LG	John Gerak (9)	RDT	D'Marco Farr (16)
C	Mike Gruttadauria (14)	RE	Leslie O'Neal (14)
RG	Zach Wiegert (15)	LLB	Mike Jones (16)
RT	Wayne Gandy (9)	MLB	Robert Jones (15)
TE	Ernie Conwell (16)	RLB	Roman Phifer (15)
WR	Isaac Bruce (12)	LC	Todd Lyght (16)
QB	Tony Banks (16)	RC	Ryan McNeil (16)
FB	Craig Heyward (12)	SS	Toby Wright (11)
RB	Lawrence Phillips (9)	FS	Keith Lyle (16)

Passing	Att.	Comp.	Yards	Pct.	Yards/Att.
Tony Banks	487	252	3,254	51.7	6.68
Mark Rypien	39	19	270	48.7	6.92
Rams	526	271	3,524	51.5	6.70
Opponents	543	288	3,675	53.0	6.77

Rushing	No.	Yards	Avg.	Long	TD
Lawrence Phillips	183	633	3.5	28	8
Jerald Moore	104	380	3.7	26	3
Tony Banks	47	186	4.0	23	1
Amp Lee	28	104	3.7	14	0
Ronald Moore	24	103	4.3	27t	1
Craig Heyward	34	84	2.5	8	1
Keith Crawford	2	32	16.0	23	0
David Thompson	16	30	1.9	9	1
Eddie Kennison	3	13	4.3	6	0
Mark Rypien	1	1	1.0	1	0
Mike Horan	1	-3	-3.0	-3	0
Rams	443	1,563	3.5	28	15
Opponents	440	1,687	3.8	65	10

Receiving	No.	Yards	Avg.	Long	TD
Amp Lee	61	825	13.5	62	3
Isaac Bruce	56	815	14.6	59	5
Ernie Conwell	38	404	10.6	46t	4
Torrence Small	32	488	15.3	46	1
Eddie Kennison	25	404	16.2	76	0
Keith Crawford	11	232	21.1	69	0
Lawrence Phillips	10	33	3.3	17	0
Craig Heyward	8	77	9.6	25	0
Jerald Moore	8	69	8.6	19	0
Aaron Laing	5	31	6.2	11	1
Malcolm Floyd	4	39	9.8	14	0
Ronald Moore	4	34	8.5	13	0
Jermaine Ross	3	37	12.3	14	0
J.T. Thomas	2	25	12.5	16	0
Mitch Jacoby	2	10	5.0	10	0
Zach Wiegert	1	1	1.0	1	0
Mike Gruttadauria	1	0	0.0	0	0
Rams	271	3,524	13.0	76	14
Opponents	288	3,675	12.8	72t	26

Interceptions	No.	Yards	Avg.	Long	TD
Ryan McNeil	9	127	14.1	75t	1
Keith Lyle	8	102	12.8	39	0
Todd Lyght	4	25	6.3	13	0
D'Marco Farr	1	22	22.0	22	0
Leslie O'Neal	1	5	5.0	5	0
Mike A. Jones	1	0	0.0	0	0
Dexter McCleon	1	0	0.0	0	0
Rams	25	281	11.2	75t	1
Opponents	15	85	5.7	29	0

Punting	No.	Yards	Avg.	TB	In20	Long	Blk.
Mike Horan	53	2,272	42.9	4	10	60	0
Will Brice	41	1,713	41.8	4	6	61	1
Rams	95	3,985	41.9	8	16	61	1
Opponents	82	3,648	44.5	9	23	61	0

Punt Returns	No.	FC	Yards	Avg.	Long	TD
Eddie Kennison	34	20	247	7.3	43	0
Malcolm Floyd	4	2	15	3.8	8	0
Jermaine Ross	2	0	12	6.0	6	0
Amp Lee	0	1	0	---	---	0
Rams	40	23	274	6.9	43	0
Opponents	60	14	618	10.3	94t	1

Kickoff Returns	No.	Yards	Avg.	Long	TD
David Thompson	49	1,110	22.7	56	0
Jermaine Ross	6	130	21.7	42	0
J.T. Thomas	5	97	19.4	24	0
Amp Lee	4	71	17.8	19	0
Ronald Moore	1	17	17.0	17	0
Eddie Kennison	1	14	14.0	7	0
Jay Williams	1	10	10.0	10	0
Jeff Zgonina	1	5	5.0	5	0
Rams	68	1,454	21.4	56	0
Opponents	54	1,262	23.4	102t	1

Field Goals	1-19	20-29	30-39	40-49	50+
Jeff Wilkins	0-0	8-9	8-12	7-14	2-2
Rams	0-0	8-9	8-12	7-14	2-2
Opponents	1-1	9-10	4-4	8-10	4-6

Jeff Wilkins (36M, 36) (40, 49, 52, 34) (37M) (23, 21) (38) (34) (51, 29, 46) (45M, 25, 49) (38) (37B, 36M) (28M, 48M) (40M, 26) (30, 43M, 23, 25) (45M, 37, 34, 48M) (40M, 28) (49, 42, 47)

Opponents (31, 53, 46) (50M) (43B) (54M, 42M, 47) () (20, 46, 28) (24) (25, 52, 41, 39) (37, 27) (44) (27, 44) (36, 53, 27) (43, 19) (49, 53) (22B, 27, 20) ()

TD	TD%	Int.	Int%	Long	Sack/Lost	Rating
14	2.9	13	2.7	76	43/317	71.5
0	0.0	2	5.1	62	1/9	50.2
14	2.7	15	2.9	76	44/326	69.9
26	4.8	25	4.6	72t	38/296	71.3



1994 (4-12) 4th, NFC West - Chuck Knox



Date	W/L	Score	Opponent	Attend.
9/4	W	14-12	Arizona	(32,969)
9/11	L	13-31	at Atlanta	(55,378)
9/18	L	19-34	San Francisco	(56,479)
9/25	W	16-0	at Kansas City	(78,184)
10/2	L	5-8	Atlanta	(34,599)
10/9	L	17-24	at Green Bay	(58,911)
10/16	W	17-10	New York Giants	(40,474)
10/23	L	34-37	at New Orleans	(47,908)
11/6	W	27-21	Denver	(48,103)
11/13	L	17-20	Los Angeles Raiders	(65,208)
11/20	L	27-31	at San Francisco	(62,774)
11/27	L	17-31	at San Diego	(59,579)
12/4	L	15-31	New Orleans	(34,960)
12/11	L	14-24	at Tampa Bay	(34,150)
12/18	L	13-27	at Chicago	(56,276)
12/24	L	21-24	Washington	(25,705)
Total Attendance				(791,657)

	Rams	OPP
First Downs	274	333
Rushing	80	103
Passing	163	198
Penalty	31	32
3rd Down Efficiency	80-204-39.2%	101-221-45.7%
4th Down Efficiency	6-14-42.9%	5-11-45.5%
Time of Poss. Avg.	27:59	32:01
Total Net Yards	4,747	5,170
Avg./Game	296.7	323.1
Total Plays	944	1,063
Avg./Play	5.0	4.9
Net Yards Rushing	1,389	1,781
Avg./Game	86.8	111.3
Total Rushes	397	496
Net Yards Passing	3,358	3,389
Avg./Game	209.9	211.8
Sacked/Yds. Lost	35-239	26-159
Gross Yards	3597	3,548
Att-Comp-Int	512-320-18	541-320-14
Comp. %	56.8	59.1
Punts/Avg.	78-44.8	74-42.0
Net Avg.	34.3	32.5
Penalties/Yards	112-922	114-1015
Fumbles/ Ball Lost	26-13	15-6
Touchdowns	33	42
Rushing	6	12
Passing	23	23
Returns	4	7

Score by Periods	1	2	3	4	T
Rams	79	100	36	71	286
Opponents	79	124	74	88	365

Scoring	TD	Ru	Pa	Rt	PAT	FG	S	Pts.
Tony Zendejas	0	0	0	0	28-28	18-23	0	82
Troy Drayton	6	0	6	0	0-0	0-0	0	36
Flipper Anderson	5	0	5	0	0-0	0-0	0	30
Jerome Bettis	4	3	1	0	0-0	0-0	0	28
Todd Kinchen	4	1	3	0	0-0	0-0	0	24
Isaac Bruce	3	0	3	0	0-0	0-0	0	18
Jessie Hester	3	0	3	0	0-0	0-0	0	18
Johnny Bailey	1	1	0	0	0-0	0-0	0	6
Robert Bailey	1	0	0	1	0-0	0-0	0	6
Chris Chandler	1	1	0	0	0-0	0-0	0	6
Howard Griffith	1	0	1	0	0-0	0-0	0	6
Todd Lyght	1	0	0	1	0-0	0-0	0	6
Anthony Newman	1	0	0	1	0-0	0-0	0	6
Jermaine Ross	1	0	1	0	0-0	0-0	0	6
Toby Wright	1	0	0	1	0-0	0-0	0	6
Sean Gilbert	0	0	0	0	0-0	0-0	1	2
Rams	33	6	23	4	28-28	18-23	1	286
Opponents	42	12	23	7	38-38	23-29	0	365

Two Point Conversions: Rams 2/5, Opponents 3/4

Sacks: Young 6.5, J. Jones 5.0, Gilbert 3.0, Robinson 2.5, Stokes 2.0, Kelly 2.0, Phifer 1.5, Conlan 1.0, Farr 1.0, Ottis 1.0, Roker 0.5.
Rams: 26.0; Opponents 35.0

Usual Starters

WR	Flipper Anderson (16)	LE	Robert Young (16)
LT	Clarence Jones (16)	LDT	Jimmie Jones (14)
LG	Tom Newberry (8)	RDT	Sean Gilbert (14)
C	Bern Brostek (10)	RE	Fred Stokes (15)
RG	Leo Goeas (13)	LB	Joe Kelly (15)
RT	Wayne Gandy (9)	LB	Shane Conlan (15)
TE	Troy Drayton (16)	LB	Roman Phifer (15)
WR	Jessie Hester (15)	CB	Todd Lyght (16)
QB	Chris Miller (10)	CB	Darryl Henley (13)
FB	Howard Griffith (10)	SS	Marquez Pope (14)
RB	Jerome Bettis (16)	FS	Anthony Newman (14)

Passing	Att.	Comp.	Yards	Pct.	Yards/Att.
Chris Miller	317	173	2,104	54.6	6.64
Chris Chandler	176	108	1,352	61.4	7.68
Tommy Maddox	19	10	141	52.6	7.42
Rams	512	291	3,597	56.8	7.03
Opponents	541	320	3,548	59.1	6.56

Rushing	No.	Yards	Avg.	Long	TD
Jerome Bettis	319	1,025	3.2	19	3
Chris Miller	20	100	5.0	16	0
Chris Chandler	18	61	3.4	22	1
Todd Kinchen	1	44	44.0	44t	1
Johnny Bailey	11	35	3.2	9	1
David Lang	6	34	5.7	17	0
Howard Griffith	9	30	3.3	7	0
Jessie Hester	2	28	14.0	24	0
Tim Lester	7	14	2.0	8	0
Flipper Anderson	1	11	11.0	11	0
Troy Drayton	1	4	4.0	4	0
Isaac Bruce	1	2	2.0	2	0
Tommy Maddox	1	1	1.0	1	0
Rams	397	1,389	3.5	44t	6
Opponents	496	1,781	3.6	27t	12

Receiving	No.	Yards	Avg.	Long	TD
Johnny Bailey	58	516	8.9	28	7
Flipper Anderson	46	945	20.5	72t	5
Jessie Hester	45	644	14.3	41	3
Troy Drayton	32	276	8.6	22t	6
Jerome Bettis	31	293	9.5	34	1
Todd Kinchen	23	352	15.3	43	3
Isaac Bruce	21	272	13.0	34t	3
Howard Griffith	16	113	7.1	13	1
David Lang	8	60	7.5	12	0
Richard Buchanan	5	60	12.0	18	0
Chris Brantley	4	29	7.3	10	0
Jermaine Ross	1	36	36.0	36t	1
Tim Lester	1	1	1.0	1	0
Rams	291	3,597	12.4	72t	23
Opponents	320	3,548	11.1	71t	23

Interceptions	No.	Yards	Avg.	Long	TD
Marquez Pope	3	66	22.0	51	0
Darryl Henley	3	46	15.3	23	0
Anthony Newman	2	46	23.0	24	1
Roman Phifer	2	7	3.5	7	0
Keith Lyle	2	1	0.5	1	0
Joe Kelly	1	31	31.0	31	0
Todd Lyght	1	14	14.0	14	0
Rams	14	211	15.1	51	1
Opponents	18	213	11.8	50t	2

Punting	No.	Yards	Avg.	TB	In20	Long	Blk.
Sean Landeta	78	3,494	44.8	9	23	62	0
Rams	78	3,494	44.8	9	23	62	0
Opponents	74	3,106	42.0	12	20	59	0

Punt Returns	No.	FC	Yards	Avg.	Long	TD
Johnny Bailey	19	4	153	8.1	24	0
Todd Kinchen	16	5	158	9.9	40	0
Chris Brantley	3	1	18	6.0	7	0
Robert Bailey	1	0	103	103.0	103t	1
Todd Lyght	1	0	29	29.0	29	0
Rams	40	10	461	11.5	103t	1
Opponents	47	8	637	13.6	85t	3

Kickoff Returns	No.	Yards	Avg.	Long	TD
David Lang	27	626	23.2	57	0
Todd Kinchen	21	510	24.3	46	0
Johnny Bailey	12	260	21.7	32	0
Chris Brantley	7	150	21.4	33	0
Howard Griffith	2	35	17.5	21	0
D'Marco Farr	1	16	16.0	16	0
Tim Lester	1	8	8.0	8	0
Rams	71	1,605	22.6	57	0
Opponents	63	1,446	23.0	98t	2

Field Goals	1-19	20-29	30-39	40-49	50+
Tony Zendejas	2-2	9-9	6-7	1-5	0-0
Rams	2-2	9-9	6-7	1-5	0-0
Opponents	0-0	6-6	8-9	9-12	0-2

Tony Zendejas (43M), (), (25, 35), (29,23,28), (28), (37), (22), (47, 32), (35, 18), (41M, 22), (31, 27), (33), (), (48B), (18, 42B, 21), (33M)

Opponents (37, 34), (48), (33, 47), (), (51M), (25, 49M), (24), (21, 40, 37), (42, 57M, 29), (44, 47), (28, 41M), (31, 48, 37), (46), (36B, 20), (41, 30), (37, 42M)

TD	TD%	Int.	Int%	Long	Sack/Lost	Rating
16	5.0	14	4.4	54	28/193	73.6
7	4.0	2	1.1	72t	7/46	93.8
0	0.0	2	10.5	39	0/0	37.3
23	4.5	18	3.5	72t	35/239	79.0
23	4.3	14	2.6	71t	26/159	82.1



1993 (5-11) 4th, NFC West - Chuck Knox



Date	W/L	Score	Opponent	Attend.
9/5	L	6-36	at Green Bay	(54,648)
9/12	W	27-0	Pittsburgh	(50,588)
9/19	L	10-20	at New York Giants	(76,213)
9/26	W	28-13	at Houston	(53,072)
10/3	L	6-37	New Orleans	(50,709)
10/14	L	24-30	at Atlanta	(45,231)
10/24	L	13-16	Detroit	(43,850)
10/31	L	17-40	at San Francisco	(63,417)
11/14	L	0-13	Atlanta	(37,073)
11/21	W	10-6	Washington	(45,546)
11/28	L	10-35	San Francisco	(62,143)
12/5	L	10-38	at Phoenix	(33,964)
12/12	W	23-20	at New Orleans	(69,033)
12/19	L	3-15	at Cincinnati	(36,612)
12/26	L	14-42	Cleveland	(34,155)
1/2/1994	W	20-6	Chicago	(39,147)
Total Attendance				(795,401)

	Rams	OPP.
First Downs	278	304
Rushing	117	117
Passing	147	179
Penalty	14	8
3rd Down Efficiency	79-202-39.1%	102-218-46.8%
4th Down Efficiency	5-11-45.5%	10-17-58.8%
Time of Poss. Avg.	28:18	31:42
Total Net Yards	4,804	5,411
Avg./Game	300.3	338.2
Total Plays	953	1,003
Avg./Play	5.0	5.4
Net Yards Rushing	2,014	1,851
Avg./Game	125.9	115.7
Total Rushes	449	480
Net Yards Passing	2,790	3,560
Avg./Game	174.4	222.5
Sacked/Yds. Lost	31-231	35-203
Gross Yards	3,021	3,763
Att-Comp-Int	473-247-19	488-299-11
Comp. %	52.2	61.3
Punts/Avg.	80-40.9	58-42.3
Net Avg.	31.7	37.4
Penalties/Yards	71-526	80-542
Fumbles/ Ball Lost	20-11	26-9
Touchdowns	25	40
Rushing	8	18
Passing	16	17
Returns	1	5

Score by Periods	1	2	3	4	T
Rams	52	40	40	89	221
Opponents	72	95	92	108	367

Scoring	TD	Ru	Pa	Rt	PAT	FG	S	Pts.
Tony Zendejas	0	0	0	0	23-25	16-23	0	71
Jerome Bettis	7	7	0	0	0-0	0-0	0	42
Flipper Anderson	4	0	4	0	0-0	0-0	0	24
Troy Drayton	4	0	4	0	0-0	0-0	0	24
Ernie Jones	2	0	2	0	0-0	0-0	0	12
Cleveland Gary	2	1	1	0	0-0	0-0	0	12
Henry Ellard	2	0	2	0	0-0	0-0	0	12
Travis McNeal	1	0	1	0	0-0	0-0	0	6
Pat Carter	1	0	1	0	0-0	0-0	0	6
Deral Boykin	1	0	0	1	0-0	0-0	0	6
Todd Kinchen	1	0	0	0	0-0	0-0	0	6
Rams	25	8	16	1	23-25	16-23	0	221
Opponents	40	18	17	5	38-40	29-37	1	367

Sacks: Gilbert 10.5, Stokes 9.5, Young 7.0, Robinson 3.0, Stewart 1.0, Rocker 1.0, Woods 1.0, Boutte 1.0, Henderson 1.0
RAMS: 35.0; Opponents 31.0

Usual Starters

WR	Henry Ellard (16)	LE	Tony Woods (8)
LT	Inv Eatman (16)	DT	Sean Gilbert (16)
LG	Anthony Newberry (9)	DT	Marc Boutte (16)
C	Bern Brostek (16)	RE	Fred Stokes (15)
RG	Leo Goeas (16)	LB	Henry Rolling (9)
RT	Jackie Slater (8)	LB	Shane Conlan (11)
TE	Pat Carter (10)	LB	Roman Phifer (16)
WR	Flipper Anderson (15)	CB	Steve Israel (10)
QB	Jim Everett (9)	CB	Todd Lyght (9)
FB	Tim Lester (14)	SS	Anthony Newman (16)
RB	Jerome Bettis (12)	FS	Micahel Stewart (14)

Passing	Att.	Comp.	Yards	Pct.	Yards/Att.
Jim Everett	274	135	1,652	49.3	6.03
T.J. Rubley	189	108	1,338	57.1	7.08
Mike Pagel	9	3	23	33.3	2.56
Cleveland Gary	1	1	8	100.0	8.00
Rams	473	247	3,021	52.2	6.39
Opponents	488	299	3,763	61.3	7.71

Rushing	No.	Yards	Avg.	Long	TD
Jerome Bettis	294	1,429	4.9	71t	7
Cleveland Gary	79	293	3.7	15	1
T.J. Rubley	29	102	3.5	13	0
Tim Lester	11	74	6.7	26	0
Jim Everett	19	38	2.0	14	0
David Lang	9	29	3.2	28	0
Henry Ellard	2	18	9.0	15	0
Russell White	2	10	5.0	5	0
Todd Kinchen	2	10	5.0	8	0
Troy Drayton	1	7	7.0	7	0
Ernie Jones	1	4	4.0	4	0
Rams	449	2,014	4.5	71t	8
Opponents	480	1,851	3.9	35t	18

Receiving	No.	Yards	Avg.	Long	TD
Henry Ellard	61	945	15.5	54	2
Flipper Anderson	37	552	14.9	56t	4
Cleveland Gary	36	289	8.0	60t	1
Troy Drayton	27	319	11.8	27	4
Jerome Bettis	26	244	9.4	28	0
Tim Lester	18	154	8.6	21	0
Pat Carter	14	166	11.9	38	1
Todd Kinchen	8	137	17.1	35t	1
Travis McNeal	8	75	9.4	22t	1
Ernie Jones	5	56	11.2	21t	2
David Lang	4	45	11.3	21	0
Sean LaChapelle	2	23	11.5	14	0
James Lofton	1	16	16.0	16	0
Rams	247	3,021	12.2	60t	16
Opponents	299	3,763	12.6	80t	17

Interceptions	No.	Yards	Avg.	Long	TD
Robert Bailey	2	41	20.5	41	0
Henry Rolling	2	21	10.5	12	0
Pat Terrell	2	1	0.5	1	0
Todd Lyght	2	0	0.0	0	0
Michael Stewart	1	30	30.0	30	0
Shane Conlan	1	28	28.0	28	0
Thomas Homco	1	6	6.0	6	0
Rams	11	127	11.5	41	0
Opponents	19	347	18.3	54	2

Punting	No.	Yards	Avg.	TB	In20	Long	Bik.
Sean Landeta	42	1,825	43.5	7	7	66	0
Paul McJulien	21	795	37.9	3	5	56	0
Don Bracken	17	651	38.3	0	3	51	0
Rams	80	3,271	40.9	10	15	66	0
Opponents	58	2,451	42.3	9	18	68	0

Punt Returns	No.	FC	Yards	Avg.	Long	TD
Richard Buchanan	8	1	41	5.1	12	0
Todd Kinchen	7	4	32	4.6	8	0
Henry Ellard	2	8	18	9.0	13	0
Darryl Henley	1	0	8	8.0	8	0
Mitchell Price	1	2	3	3.0	3	0
Rams	19	15	102	5.4	13	0
Opponents	43	16	533	12.4	74t	2

Kickoff Returns	No.	Yards	Avg.	Long	TD
Deral Boykin	13	216	16.6	29	0
Howard Griffith	8	169	21.1	29	0
Mitchell Price	8	144	18.0	23	0
Russell White	8	122	15.3	35	0
Todd Kinchen	6	96	16.0	22	0
Steve Israel	5	92	18.4	23	0
Troy Drayton	1	-15	-15.0	-15	0
Rams	49	824	16.8	35	0
Opponents	47	984	20.9	45	0

Field Goals	1-19	20-29	30-39	40-49	50+
Tony Zendejas	0-0	6-7	4-5	0-3	6-8
Rams	0-0	6-7	4-5	0-3	6-8
Opponents	4-4	11-11	6-5	5-8	3-8

Tony Zendejas (31.32) (54, 50) (52) (47M) (53, 37) (52, 41M) () (50) (49B) (50M, 37) (25) (22, 56B) (22) (26M, 32) (30M) (29, 29)

Opponents (51, 33) () (34, 19, 50M) (52, 25) (48, 25, 43, 41M) (28, 32, 34) (45M, 25, 24, 18) (25, 28) (46, 44) (19, 34, 57M) (46, 44) (27) (18, 32) (43, 44M, 28, 52M, 25) () (27, 50M, 53)

TD	TD%	Int.	Int%	Long	Sack/Lost	Rating
8	2.9	12	4.4	60t	18/125	59.7
8	4.2	6	3.2	54	13/106	80.1
0	0.0	1	11.1	10	0/0	2.8
0	0.0	0	0.0	8	0/0	100.0
16	3.4	19	4.0	60t	31/231	66.8
17	3.5	11	2.3	80t	35/203	87.5



1992 (6-10) 4th, NFC West - Chuck Knox



Date	W/L	Score	Opponent	Attend.
9/6	L	7-40	at Buffalo	(79,001)
9/13	W	14-0	New England	(40,402)
9/20	L	10-26	at Miami	(55,945)
9/27	W	18-10	New York Jets	(42,005)
10/4	L	24-27	at San Francisco	(63,071)
10/11	L	10-13	at New Orleans	(68,591)
10/18	W	38-17	New York Giants	(53,541)
11/1	L	28-30	at Atlanta	(62,168)
11/8	L	14-20	Phoenix	(40,788)
11/15	W	27-23	at Dallas	(63,690)
11/22	L	10-27	San Francisco	(65,858)
11/29	L	17-31	Minnesota	(54,831)
12/6	W	31-27	at Tampa Bay	(38,387)
12/13	L	14-37	New Orleans	(47,355)
12/20	L	13-28	at Green Bay	(57,796)
12/27	W	38-27	Atlanta	(37,706)
Total Attendance				(871,135)

	Rams	OPP.
First Downs	278	319
Rushing	83	130
Passing	174	175
Penalty	21	15
3rd Down Efficiency	69-186-37.1%	91-204-44.6%
4th Down Efficiency	1-7-14.3%	2-5-40.0%
Time of Poss. Avg.	28:31	31:29
Total Net Yards	4,877	5,523
Avg./Game	304.8	345.2
Total Plays	914	1005
Avg./Play	5.3	5.5
Net Yards Rushing	1,659	2,230
Avg./Game	103.7	139.4
Total Rushes	393	467
Net Yards Passing	3,218	3,293
Avg./Game	201.1	205.8
Sacked-Yds. Lost	26-204	31-188
Gross Yards	3,422	3,481
Att-Comp-Int	495-289-20	507-305-18
Comp. %	58.4	60.2
Punts/Avg.	76-41.1	66-42.1
Net Avg.	33.2	34.7
Penalties/Yards	79-592	102-778
Fumbles/ Ball Lost	30-17	26-15
Touchdowns	38	43
Rushing	12	22
Passing	23	18
Returns	3	3

Score by Periods	1	2	3	4	T
Rams	42	73	86	112	313
Opponents	94	151	57	81	383

Scoring	TD	Ru	Pa	Rt	PAT	FG	S	Pts.
Tony Zendejas	0	0	0	0	38-38	15-20	0	83
Cleveland Gary	10	7	3	0	0-0	0-0	0	60
Flipper Anderson	7	0	7	0	0-0	0-0	0	42
David Lang	6	5	1	0	0-0	0-0	0	36
Pat Carter	3	0	3	0	0-0	0-0	0	18
Jeff Chadwick	3	0	3	0	0-0	0-0	0	18
Henry Ellard	3	0	3	0	0-0	0-0	0	18
Jim Price	2	0	2	0	0-0	0-0	0	12
Todd Kinchen	2	0	0	2	0-0	0-0	0	12
Robert Delpino	1	0	1	0	0-0	0-0	0	6
Robert Bailey	1	0	0	1	0-0	0-0	0	6
Kevin Greene	0	0	0	0	0-0	0-0	1	2
Rams	38	12	23	3	38-38	15-20	1	313
Opponents	43	22	18	3	41-43	28-34	0	383

Sacks: Kevin Greene 10.0, Sean Gilbert 5.0, Gerald Robinson 5.0, Mike Piel 3.0, Michael Stewart 2.0, Robert Young 2.0, Bill Hawkins 2.0, Marc Boutte 1.0, **RAMS: 31.0; Opponents 26.0**

Usual Starters

WR	Henry Ellard (15)	DE	Gerald Robinson (16)
LT	Gerald Perry (16)	DT	Sean Gilbert (16)
LG	Anthony Newberry (16)	DT	Marc Boutte (15)
C	Bern Brostek (16)	RE	Bill Hawkins (7)
RG	Joe Milinichik (16)	LB	Roman Phifer (14)
RT	Jackie Slater (16)	LB	Larry Kelm (14)
TE	Pat Carter (16)	LB	Kevin Greene (16)
WR	Flipper Anderson (9)	CB	Darryl Henley (16)
QB	Jim Everett (16)	CB	Todd Lyght (12)
FB	David Lang (11)	SS	Anthony Newman (16)
RB	Cleveland Gary (16)	FS	Pat Terrell (16)

Passing	Att.	Comp.	Yards	Pct.	Yards/Att.
Jim Everett	475	281	3,323	59.2	7.00
Mike Pagel	20	8	99	40.0	4.95
Rams	495	289	3,422	58.4	6.91
Opponents	507	305	3,481	60.2	6.89

Rushing	No.	Yards	Avg.	Long	TD
Cleveland Gary	279	1,125	4.0	63	7
David Lang	33	203	6.2	71	5
Jim Everett	32	133	4.2	22	0
Robert Delpino	32	115	3.6	31	0
Anthony Thompson	11	57	5.2	12	0
Vernon Turner	2	14	7.0	9	0
Troy Stradford	3	12	4.0	5	0
Mike Pagel	1	0	0.0	0	0
Rams	393	1,659	4.2	71	12
Opponents	467	2,230	4.8	39t	22

Receiving	No.	Yards	Avg.	Long	TD
Cleveland Gary	52	293	5.6	22	3
Henry Ellard	47	727	15.5	33t	3
Flipper Anderson	38	657	17.3	45	7
Jim Price	34	324	9.5	23	2
Jeff Chadwick	29	362	12.5	27t	3
Pat Carter	20	232	11.6	25	3
Aaron Cox	18	261	14.5	26	0
David Lang	18	239	15.7	67t	1
Robert Delpino	18	139	7.7	12t	1
Vernon Turner	5	42	8.4	16	0
Anthony Thompson	5	11	2.2	7	0
Travis McNeal	4	79	19.8	38	0
Emile Harry	1	12	12.0	12	0
Rams	289	3,422	11.8	67t	23
Opponents	305	3,481	11.4	81t	18

Interceptions	No.	Yards	Avg.	Long	TD
Anthony Newman	4	33	8.3	17	0
Darryl Henley	4	41	10.3	25	0
Todd Lyght	3	80	26.7	39	0
Robert Bailey	3	61	20.3	37	1
Alvin White	2	49	24.5	40	0
Larry Kelm	1	16	16.0	16	0
Roman Phifer	1	3	3.0	3	0
Rams	18	283	15.7	40	1
Opponents	20	305	15.3	67	1

Punting	No.	Yards	Avg.	TB	In20	Long	Bik.
Don Bracken	76	3,122	41.1	4	20	59	0
Rams	76	3,122	41.1	4	20	59	0
Opponents	66	2,776	42.1	7	14	58	0

Punt Returns	No.	FC	Yards	Avg.	Long	TD
Vernon Turner	28	6	207	7.4	23	0
Todd Kinchen	4	1	103	25.8	61t	2
Emile Harry	6	4	34	5.7	11	0
Troy Stradford	1	0	1	1.0	1	0
Rams	39	11	345	8.8	61t	2
Opponents	48	11	522	10.9	74t	1

Kickoff Returns	No.	Yards	Avg.	Long	TD
Vernon Turner	29	569	19.6	35	0
David Lang	13	228	17.5	26	0
Robert Delpino	6	83	13.8	18	0
Todd Kinchen	4	63	15.8	19	0
Anthony Thompson	4	34	8.5	14	0
Troy Stradford	3	59	19.7	21	0
Scott Stephen	2	12	6.0	7	0
Flipper Anderson	1	9	9.0	9	0
Steve Israel	1	-3	-3.0	-3	0
Rams	63	1,054	16.7	35	0
Opponents	55	1,128	20.5	60	0

Field Goals	1-19	20-29	30-39	40-49	50+
Tony Zendejas	2-2	3-4	7-9	3-5	0-0
Rams	2-2	3-4	7-9	3-5	0-0
Opponents	1-1	8-8	12-13	7-9	0-3

Tony Zendejas () (47M, 39M 25M) (31) (49, 45M, 22, 20) (33) (30) (46G) () () (33,44) (35) (30) (18, 37B) () (19, 38) (24)

Opponents (49, 38) (38M) (36, 50M, 44, 27, 20) (19, 47M) (26, 21) (26, 30) (51M, 31) (49, 26, 37) (51M, 21, 31, 45M) (37, 42, 36) (34, 40) (38) (34, 47) (21) () (44, 38)

TD	TD%	Int.	Int%	Long	Sack/Lost	Rating
22	4.6	18	3.8	67t	26/204	80.2
1	5.0	2	10.0	22	0/0	33.1
23	4.6	20	4.0	67t	26/204	78.2
18	3.6	18	3.6	81t	31/188	77.9



1991 (3-13) 4th, NFC West - John Robinson



Date	W/L	Score	Opponent	Attend.
9/1	L	14-24	Phoenix	(47,069)
9/8	W	19-13	at New York Giants	(76,541)
9/15	L	7-24	at New Orleans	(68,583)
9/22	L	10-27	at San Francisco	(63,871)
9/29	W	23-21	Green Bay	(54,736)
10/13	W	30-24	San Diego	(47,433)
10/20	L	17-20	at Los Angeles Raiders	(85,102)
10/27	L	14-31	at Atlanta	(50,187)
11/3	L	17-24	New Orleans	(58,713)
11/10	L	20-27	Kansas City	(52,511)
11/17	L	10-21	at Detroit	(60,873)
11/25	L	10-33	San Francisco	(61,881)
12/1	L	6-27	Washington	(55,027)
12/8	L	14-31	Atlanta	(35,315)
12/15	L	14-20	at Minnesota	(46,312)
12/22	L	9-23	at Seattle	(51,100)
Total				(915,254)

	Rams	OPP
First Downs	270	286
Rushing	75	105
Passing	180	162
Penalty	15	19
3rd Down Efficiency	75-198-37.9%	73-184-39.7%
4th Down Efficiency	9-19-47.4%	5-8-62.5%
Time of Poss. Avg.	29:03	30:57
Total Net Yards	4,695	5,204
Avg./Game	293.4	325.3
Total Plays	936	920
Avg./Play	5.0	5.7
Net Yards Rushing	1,285	1,659
Avg./Game	80.3	103.7
Total Rushes	388	469
Net Yards Passing	3,410	3,545
Avg./Game	213.1	221.6
Sacked-Yds. Lost	30-200	17-112
Gross Yards	3,610	3,657
Att-Comp-Int	518-289-20	434-259-11
Comp. %	55.8	59.7
Punts/Avg.	75-38.1	68-41.6
Net Avg.	32.3	34.8
Penalties/Yards	108-774	83-743
Fumbles/Ball Lost	32-20	17-8
Touchdowns	26	47
Rushing	11	19
Passing	13	25
Returns	2	3

Score by Periods	1	2	3	4	T
Rams	22	103	55	54	234
Opponents	95	114	76	105	390

Scoring	TD	Ru	Pa	Rt	PAT	FG	S	Pts.
Tony Zendejas	0	0	0	0	25-26	17-17	0	76
Robert Delpino	10	9	1	0	0-0	0-0	0	60
Henry Ellard	3	0	3	0	0-0	0-0	0	18
Damone Johnson	2	0	2	0	0-0	0-0	0	12
Jim Price	2	0	2	0	0-0	0-0	0	12
Pat Carter	2	0	2	0	0-0	0-0	0	12
Flipper Anderson	1	0	1	0	0-0	0-0	0	6
Marcus Dupree	1	1	0	0	0-0	0-0	0	6
Cleveland Gary	1	1	0	0	0-0	0-0	0	6
Jerry Gray	1	0	0	1	0-0	0-0	0	6
Anthony Newman	1	0	0	1	0-0	0-0	0	6
Ernie Thompson	1	0	1	0	0-0	0-0	0	6
Vernon Turner	1	0	1	0	0-0	0-0	0	6
Kevin Greene	0	0	0	0	0-0	0-0	1	2
Rams	26	11	13	2	25-26	17-17	1	234
Opponents	44	19	25	3	46-47	20-28	1	390

Sacks: Gerald Robinson 3.0, Kevin Greene 3.0, Karl Wilson 2.0, Larry Kelm 2.0, Roman Phifer 2.0, Anthony Newman 1.0, Mike Piel 1.0, Michael Stewart 1.0, Robert Young 1.0, Fred Strickland 1.0
Rams: 17.0; Opponents: 30.0

Usual Starters

WR	Henry Ellard (16)	DE	Karl Wilson (10)
LT	Gerald Perry (9)	DT	Alvin Wright (11)
LG	Tom Newberry (16)	DT	Robert Young (13)
C	Doug Smith (8)	DE	Gerald Robinson (4)
RG	Duval Love(13)	LB	Fred Strickland (10)
RT	Jackie Slater (13)	LB	Larry Kelm (15)
TE	Damone Johnson (6)	LB	Kevin Greene (6)
WR	Flipper Anderson (9)	CB	Darryl Henley (14)
QB	Jim Everett (16)	CB	Todd Lyght (8)
FB	Robert Delpino (15)	SS	Michael Stewart (16)
RB	Buford McGee (8)	FS	Pat Terrell (16)

Passing	Att.	Comp.	Yards	Pct.	Yards/Att.	TD	TD%	Int.	Int%	Long	Sack/Lost	Rating
Jim Everett	490	277	3,438	56.5	7.02	11	2.2	20	4.1	78	30/200	68.9
Mike Pagel	27	11	150	40.7	5.56	2	7.4	0	0.0	30	0/0	83.9
Barry Helton	1	1	22	100.0	22.0	0	0.0	0	0.0	22	0/0	118.8
Rams	518	289	3,610	55.8	6.97	13	2.5	20	3.9	78	30/200	69.9
Opponents	434	259	3,657	59.7	8.43	25	5.8	11	2.5	78	17/112	95.6

Rushing	No.	Yards	Avg.	Long	TD
Robert Delpino	214	688	3.2	36	9
Cleveland Gary	68	245	3.6	14	1
Marcus Dupree	49	179	3.7	24	1
Buford McGee	19	65	3.4	9	0
Jim Everett	27	44	1.6	10	0
Vernon Turner	7	44	6.3	11	0
Ron Brown	2	11	5.5	11	0
Ernie Thompson	2	9	4.5	9	0
Rams	388	1,285	3.3	36	11
Opponents	469	1,659	3.5	26	19

Receiving	No.	Yards	Avg.	Long	TD
Henry Ellard	64	1,052	16.4	38	3
Robert Delpino	55	617	11.2	78	1
Jim Price	35	410	11.7	27	2
Flipper Anderson	32	530	16.6	54	1
Damone Johnson	32	253	7.9	27	2
Buford McGee	20	160	8.0	20	0
Aaron Cox	15	216	14.4	39	0
Cleveland Gary	13	110	8.5	22	0
Pat Carter	8	69	8.6	18t	2
Marcus Dupree	6	46	7.7	21	0
Rpm Brown	3	52	17.3	21	0
Vernon Turner	3	41	13.7	19t	1
Ernie Thompson	2	35	17.5	22	1
Jimmy Raye	1	19	19.0	19	0
Rams	289	3,610	12.5	78	13
Opponents	259	3,657	14.1	78	25

Interceptions	No.	Yards	Avg.	Long	TD
Jerry Gray	3	83	27.7	59t	1
Darryl Henley	3	22	7.3	22	0
Michael Stewart	2	8	4.0	8	0
Anthony Newman	1	58	58.0	58	0
Pat Terrell	1	4	4.0	4	0
Todd Lyght	1	0	0.0	0	0
Rams	11	175	15.9	59t	1
Opponents	20	297	14.9	97t	1

Punting	No.	Yards	Avg.	TB	In20	Long	Blk.
Dale Hatcher	63	2,403	38.1	5	16	52	0
Barry Helton	11	453	41.2	2	2	46	1
Rams	75	2,856	38.1	7	18	52	1
Opponents	68	2,829	41.6	7	20	62	0

Punt Returns	No.	FC	Yards	Avg.	Long	TD
Vernon Turner	23	4	210	8.7	29	0
Darryl Henley	13	4	110	8.5	16	0
Jerry Gray	1	1	9	9.0	9	0
Rams	37	9	320	8.6	29	0
Opponents	33	21	292	8.8	42	0

Kickoff Returns	No.	Yards	Avg.	Long	TD
Vernon Turner	24	457	19.0	36	0
Ron Brown	12	256	21.3	39	0
David Lang	12	194	16.2	34	0
Robert Delpino	4	54	13.5	19	0
Mike McDonald	3	32	10.7	16	0
Jimmy Raye	2	57	28.5	48	0
Pat Carter	1	18	18.0	18	0
Glenell Sanders	1	2	2.0	2	0
Rams	59	1,070	18.1	48	0
Opponents	39	671	17.2	35	0

Field Goals	1-19	20-29	30-39	40-49	50+
Tony Zendejas	0-0	4-4	8-8	3-3	2-2
Rams	0-0	4-4	8-8	3-3	2-2
Opponents	0-0	6-6	7-10	7-9	0-3

Tony Zendejas () (29,50,32,33) () (22) (30,32,28) () (37) () (31) () (27) (37) (41, 34) () () (44, 46, 50)

Opponents (52M, 32) (46, 40) (42) (22, 35M, 47) () (27) (35, 32M, 34) (44) (45, 37M) (20, 44) () (51M, 39) (47M, 59M, 48M, 35, 35) (21) (20, 22) (35)



1990 (5-11) 3rd, NFC West - John Robinson



Date	W/L	Score	Opponent	Attend.
9/9	L	24-36	at Green Bay	(57,685)
9/16	W	35-14	at Tampa Bay	(59,705)
9/23	L	21-27	Philadelphia	(63,644)
10/7	L	31-34	Cincinnati (OT)	(62,619)
10/14	L	9-38	at Chicago	(59,383)
10/21	W	44-24	Atlanta	(54,761)
10/29	L	10-41	at Pittsburgh	(56,466)
11/4	W	17-13	Houston	(52,628)
11/11	L	7-31	New York Giants	(64,632)
11/18	L	21-24	Dallas	(58,589)
11/25	W	28-17	at San Francisco	(62,633)
12/2	W	38-23	at Cleveland	(61,981)
12/9	L	20-24	New Orleans	(56,864)
12/17	L	10-26	San Francisco	(65,619)
12/23	L	13-20	at Atlanta	(30,021)
12/31	L	17-20	at New Orleans	(68,647)
Total				(935,877)

	Rams	OPP
First Downs	311	287
Rushing	89	93
Passing	191	176
Penalty	31	18
3rd Down Efficiency	78-204-38.2%	86-201-42.8%
4th Down Efficiency	6-18-33.3%	3-10-30.0%
Time of Poss. Avg.	29:59	30:01
Total Net Yards	5,430	5,411
Avg./Game	339.4	338.2
Total Plays	1,013	949
Avg./Play	5.4	5.7
Net Yards Rushing	1,612	1,649
Avg./Game	100.8	103.1
Total Rushes	422	418
Net Yards Passing	3,818	3,762
Avg./Game	238.6	235.1
Sacked-Yds. Lost	30-198	30-180
Gross Yards	4,016	3,942
Att-Comp-Int	561-310-17	501-296-12
Comp. %	55.3	59.1
Punts/Avg.	69-38.6	66-41.4
Net Avg.	31.9	34.7
Penalties/Yards	87-632	109-968
Fumbles/ Ball Lost	25-14	32-19
Touchdowns	43	49
Rushing	17	17
Passing	24	30
Returns	2	2

Score by Periods	1	2	3	4	OT	T
Rams	62	130	85	68	0	345
Opponents	98	123	74	114	3	412

Scoring	TD	Ru	Pa	Rt	PAT	FG	S	Pts.
Cleveland Gary	15	14	1	0	0-0	0-0	0	90
Mike Lansford	0	0	0	0	42-43	15-24	0	87
Buford McGee	5	1	4	0	0-0	0-0	0	30
Henry Ellard	4	0	4	0	0-0	0-0	0	24
Flipper Anderson	4	0	4	0	0-0	0-0	0	24
Robert Delpino	4	0	4	0	0-0	0-0	0	24
Damone Johnson	3	0	3	0	0-0	0-0	0	18
Pete Holohan	2	0	2	0	0-0	0-0	0	12
Gaston Green	2	0	1	1	0-0	0-0	0	12
Jim Everett	1	1	0	0	0-0	0-0	0	6
Curt Warner	1	1	0	0	0-0	0-0	0	6
Derrick Faison	1	0	1	0	0-0	0-0	0	6
Bobby Humphrey	1	0	0	1	0-0	0-0	0	6
Rams	43	17	24	2	42-43	15-24	0	345
Opponents	49	17	30	2	46-49	24-31	0	412

Sacks: Greene 13.0, Piel 5.0, Hawkins 3.0, Bethune 2.0, Faryniarz 2.0, Reed 2.0, B. Smith 1.0, Wilcher 1.0, Wright 1.0

Rams: 30.0; Opponents 30.0.

Usual Starters

WR	Henry Ellard (15)	DE	Doug Reed (16)
LT	Irv Pankey (16)	NT	Alvin Wright (16)
LG	Tom Newberry (15)	DE	Mike Piel (11)
C	Doug Smith (16)	OLB	Mike Wilcher (16)
RG	Duval Love (16)	ILB	Frank Stams (12)
RT	Jackie Slater (15)	ILB	Larry Kelm (10)
TE	Damone Johnson (9)	OLB	Kevin Greene (15)
WR	Flipper Anderson (10)	CB	Jerry Gray (12)
QB	Jim Everett (16)	CB	Bobby Humphrey (11)
FB	Buford McGee (15)	SS	Vince Newsome (16)
RB	Cleveland Gary (7)	FS	Anthony Newman (6)

Rushing	No.	Yards	Avg.	Long	TD
Cleveland Gary	204	808	4.0	48	14
Gaston Green	68	261	3.8	31	0
Buford McGee	44	234	5.3	19	1
Curt Warner	49	139	2.8	9	1
Marcus Dupree	19	72	3.8	13	0
Robert Delpino	13	52	4.0	13	0
Jim Everett	20	31	1.6	15	1
Henry Ellard	2	21	10.5	13	0
Flipper Anderson	1	13	13.0	13	0
Keith English	2	-19	-9.5	-8	0
Rams	422	1,612	3.8	48	17
Opponents	418	1,649	3.9	74t	17

Receiving	No.	Yards	Avg.	Long	TD
Henry Ellard	76	1,294	17.0	50t	4
Flipper Anderson	51	1,097	21.5	55t	4
Pete Holohan	49	475	9.7	28	2
Buford McGee	47	388	8.3	25	4
Cleveland Gary	30	150	5.0	22t	1
Aaron Cox	17	266	15.6	32	0
Robert Delpino	15	172	11.5	42t	4
Damone Johnson	12	66	5.5	11	3
Pat Carter	8	58	7.3	16	0
Derrick Faison	3	27	9.0	12	1
Gaston Green	2	23	11.5	16t	1
Rams	310	4,016	13.0	55t	24
Opponents	296	3,942	13.3	71t	30

Interceptions	No.	Yards	Avg.	Long	TD
Bobby Humphrey	4	52	13.0	44t	1
Vince Newsome	4	47	11.8	22	0
Anthony Newman	2	0	0.0	0	0
Pat Terrell	1	6	6.0	6	0
Darryl Henley	1	0	0.0	0	0
Rams	12	105	8.8	44t	1
Opponents	17	204	12.0	50t	2

Punting	No.	Yards	Avg.	TB	In20	Long	Blk.
Keith English	68	2,663	39.2	2	8	58	0
Team	1	0	0.0	0	0	0	1
Rams	69	2,663	38.6	2	8	58	1
Opponents	66	2,733	41.4	5	20	57	0

Punt Returns	No.	FC	Yards	Avg.	Long	TD
Darryl Henley	19	4	195	10.3	26	0
Mickey Sutton	14	3	136	9.7	22	0
Henry Ellard	2	0	15	7.5	8	0
Rams	35	7	346	9.9	26	0
Opponents	46	11	420	9.1	33	0

Kickoff Returns	No.	Yards	Avg.	Long	TD
Gaston Green	25	560	22.4	99t	1
Robert Delpino	20	389	19.5	38	0
Latin Berry	17	315	18.5	29	0
Mike McDonald	1	15	15.0	15	0
Rams	63	1,279	20.3	99t	1
Opponents	68	1,406	20.7	50	0

Field Goals	1-19	20-29	30-39	40-49	50+
Mike Lansford	3-4	4-4	5-7	3-9	0-0
Rams	3-4	4-4	5-7	3-9	0-0
Opponents	1-1	9-9	3-5	10-11	1-5

Mike Lansford (41M, 41) (49M, 36B) (48M) (40) (35) (46, 24, 32) (48M, 32, 42M) (19) (40M) () () (30) (38, 18) (21) (19, 25, 19B) (30M, 24)

Opponents (26, 53, 40) (32M) (43, 36M, 18G) (52M, 40, 44) (27) (41) (42, 30) (22, 31) (44) (53M, 23) (42) (27) (48) (23, 63M, 31) (21, 23) (51M, 48M, 41, 24)

Passing	Att.	Comp.	Yards	Pct.	Yds./Att.	TD	TD%	Int.	Int%	Long	Sack/Lost	Rating
Jim Everett	554	307	3,989	55.4	7.20	23	4.2	17	3.1	55t	30/198	79.3
Chuck Long	5	1	4	20.0	0.80	0	0.0	0	0.0	4	0/0	39.6
Buford McGee	2	2	23	100.0	11.50	1	50.0	0	0.0	22t	0/0	154.2
Rams	561	310	4,016	55.3	7.16	24	4.3	17	3.0	55t	30/198	79.6
Opponents	501	296	3,942	59.1	7.87	30	6.0	12	2.4	71t	30/180	94.1



1989 (11-5) 2nd, NFC West - John Robinson



Date	W/L	Score	Opponent	Attend.
9/10	W	31-21	at Atlanta	(38,708)
9/17	W	31-17	Indianapolis	(63,995)
9/24	W	41-38	Green Bay	(57,701)
10/1	W	13-12	at San Francisco	(64,250)
10/8	W	26-13	Atlanta	(52,182)
10/16	L	20-23	at Buffalo	(76,231)
10/22	L	21-40	New Orleans	(57,567)
10/29	L	10-20	at Chicago	(65,506)
11/5	L	21-23	at Minnesota (OT)	(59,600)
11/12	W	31-10	New York Giants	(65,127)
11/19	W	37-14	Phoenix	(53,176)
11/26	W	20-17	at New Orleans (OT)	(64,274)
12/3	W	35-31	at Dallas	(46,100)
12/11	L	27-30	San Francisco	(67,959)
12/17	W	38-14	New York Jets	(53,063)
12/24	W	24-20	at New England	(27,940)
12/31	W	21-7	at Philadelphia*	(57,869)
1/7/1990	W	19-13	at New York Giants, OT*	(76,325)
1/14 /1990	L	3-30	at San Francisco^^	(64,769)
Total Attendance				(1,112,342)

* Denotes NFC Wild Card
 ^ Denotes NFC Divisional
 ^^ Denotes NFC Championship

	Rams	OPP
First Downs	321	306
Rushing	107	101
Passing	197	181
Penalty	17	24
3rd Down Efficiency	87-215-40.5%	81-215-37.7%
4th Down Efficiency	9-15-60.0%	6-13-46.2%
Time of Poss. Avg.	30:35	29:25
Total Net Yards	6,042	5,567
Avg./Game	377.6	347.9
Total Plays	1,027	1,023
Avg./Play	5.9	5.4
Net Yards Rushing	1,909	1,543
Avg./Game	119.3	96.4
Total Rushes	472	404
Net Yards Passing	4,133	4,024
Avg./Game	258.3	251.5
Sacked-Yds. Lost	32-236	42-278
Gross Yards	4,369	4,302
Att-Comp-Int	523-308-18	577-345-21
Comp. %	58.9	59.8
Punts/Avg.	74-38.3	81-41.5
Net Avg.	32.1	34.7
Penalties/Yards	102-823	93-798
Fumbles/ Ball Lost	26-11	38-15
Touchdowns	51	38
Rushing	19	13
Passing	29	24
Returns	3	1

Score by Periods	1	2	3	4	OT	T
Rams	122	124	61	116	3	426
Opponents	50	87	83	122	2	344

Scoring	TD	Ru	Pa	Rt	PAT	FG	S	Pts.
Mike Lansford	0	0	0	0	51-51	23-30	0	120
Greg Bell	15	15	0	0	0-0	0-0	0	90
Henry Ellard	8	0	8	0	0-0	0-0	0	48
Flipper Anderson	5	0	5	0	0-0	0-0	0	30
Damone Johnson	5	0	5	0	0-0	0-0	0	30
Buford McGee	5	1	4	0	0-0	0-0	0	30
Aaron Cox	3	0	3	0	0-0	0-0	0	18
Robert Delpino	2	1	1	0	0-0	0-0	0	12
Pete Holohan	2	0	2	0	0-0	0-0	0	12
Ron Brown	1	0	1	0	0-0	0-0	0	6
Jim Everett	1	1	0	0	0-0	0-0	0	6
Cleveland Gary	1	1	0	0	0-0	0-0	0	6
Jerry Gray	1	0	0	1	0-0	0-0	0	6
Vince Newsome	1	0	0	1	0-0	0-0	0	6
Micahel Stewart	1	0	0	1	0-0	0-0	0	6
Rams	51	19	29	3	51-51	23-30	0	426
Opponents	38	13	24	1	36-38	26-29	1	344

Sacks: Kevin Greene 16.5, Mike Wilcher 5.0, Mike Piel 4.0, Brett Faryniarz 3.0, Doug Reed 3.0, Alvin Wright 3.0, George Bethune 2.0, Brian Smith 2.0, Fred Strickland 2.0, Shawn Miller 1.0, Mark Jerue 0.5

Rams: 42.0; Opponents 32.0

Usual Starters

WR	Henry Ellard (12)	DE	Doug Reed (11)
LT	Irv Pankey (14)	NT	Alvin Wright (16)
LG	Tom Newberry (16)	DE	Mike Piel (6)
C	Doug Smith (16)	OLB	Mike Wilcher (16)
RG	Tony Slaton (15)	ILB	Frank Stams (12)
RT	Jackie Slater (16)	ILB	Mel Owens (10)
TE	Damone Johnson (16)	OLB	Kevin Greene (16)
WR	Flipper Anderson (13)	CB	Jerry Gray (16)
QB	Jim Everett (16)	CB	LeRoy Irvin (13)
FB	Buford McGee (13)	SS	Michael Stewart (15)
RB	Greg Bell (14)	FS	Vince Newsome (16)

Passing	Att.	Comp.	Yards	Pct.	Yards/Att.	TD	TD%	Int.	Int%	Long	Sack/Lost	Rating
Jim Everett	518	304	4,310	58.7	8.32	29	5.6	17	3.3	78t	29/214	90.6
Mark Herrmann	5	4	59	80.0	11.80	0	0.0	1	20.0	23	3/22	76.3
Rams	523	308	4,369	58.9	8.35	29	5.5	18	3.4	78t	32/236	90.1
Opponents	577	345	4,302	59.8	7.46	24	4.2	21	3.6	95t	42/278	81.7

Rushing	No.	Yards	Avg.	Long	TD
Greg Bell	272	1,137	4.2	47	15
Robert Delpino	78	368	4.7	32t	1
Cleveland Gary	37	163	4.4	18	1
Buford McGee	21	99	4.7	15	1
Gaston Green	26	73	2.8	9	0
Jim Everett	25	31	1.2	13t	1
Ron Brown	6	27	4.5	12	0
Henry Ellard	2	10	5.0	6	0
Pete Holohan	1	3	3.0	3	0
Dale Hatcher	1	0	0.0	0	0
Flipper Anderson	1	-1	-1.0	-1	0
Mark Herrmann	2	-1	-0.5	0	0
Rams	472	1,909	4.0	47	19
Opponents	404	1,543	3.8	40	13

Receiving	No.	Yards	Avg.	Long	TD
Henry Ellard	70	1,382	19.7	53	8
Pete Holohan	51	510	10.0	31	2
Flipper Anderson	44	1,146	26.0	78t	5
Buford McGee	37	303	8.2	25	4
Robert Delpino	34	334	9.8	25	1
Damone Johnson	25	148	5.9	22	5
Aaron Cox	20	340	17.0	51t	3
Greg Bell	19	85	4.5	14	0
Ron Brown	5	113	22.6	39t	1
Cleveland Gary	2	13	6.5	8	0
Gaston Green	1	-5	-5.0	-5	0
Rams	308	4,369	14.2	78t	29
Opponents	345	4,302	12.5	95t	24

Interceptions	No.	Yards	Avg.	Long	TD
Jerry Gray	6	48	8.0	27t	1
LeRoy Irvin	3	43	14.3	18	0
Micahel Stewart	2	76	38.0	41t	1
Fred Strickland	2	56	28.0	29	0
Cliff Hicks	2	27	13.5	27	0
Vince Newsome	1	81	81.0	81t	1
Frank Stams	1	20	20.0	20	0
Darryl Henley	1	10	10.0	10	0
Mel Owens	1	4	4.0	4	0
Mike Wilcher	1	4	4.0	4	0
Shawn Miller	1	3	3.0	3	0
Rams	21	372	17.7	81t	3
Opponents	18	207	11.5	42	0

Punting	No.	Yards	Avg.	TB	In20	Long	Bk.
Dale Hatcher	74	2,834	38.3	7	15	54	1
Rams	74	2,834	38.3	7	15	54	1
Opponents	81	3,364	41.5	11	13	57	0

Punt Returns	No.	FC	Yards	Avg.	Long	TD
Darryl Henley	29	19	273	9.4	25	0
Cliff Hicks	4	3	39	9.8	15	0
Henry Ellard	2	0	20	10.0	10	0
LeRoy Irvin	1	2	7	7.0	7	0
Rams	35	24	332	9.5	25	0
Opponents	34	20	315	9.3	68t	1

Kickoff Returns	No.	Yards	Avg.	Long	TD
Ron Brown	47	968	20.6	74	0
Robert Delpino	17	334	19.6	30	0
Mike McDonald	2	22	11.0	12	0
Cleveland Gary	1	4	4.0	4	0
Rams	67	1,328	19.8	74	0
Opponents	84	1,633	19.4	47	0

Field Goals	1-19	20-29	30-39	40-49	50+
Mike Lansford	1-1	7-8	7-7	8-10	0-4
Rams	1-1	7-8	7-7	8-10	0-4
Opponents	3-3	8-8	6-6	9-11	0-1

Mike Lansford (23, 43M) (40) (39, 45) (40, 50M, 26) (48, 35, 27, 42) (34, 36) () (45) (47M) (44) (27, 23, 40) (32, 22M, 52M, 31) () (25, 22) (37) (19, 50M, 50M)

Opponents (43M) (19) (43) (26, 32, 41, 42M, 17) () (38, 47, 40) (39, 27) (35, 46) (20, 24, 22, 25, 29, 36, 40) (22) () (36) (47) (19, 54M) () (44, 48)



1988 (10-6) 2nd, NFC West - John Robinson



Date	W/L	Score	Opponent	Attend.
9/4	W	34-7	at Green Bay	(53,769)
9/11	W	17-10	Detroit	(46,262)
9/18	W	22-17	at Los Angeles Raiders	(84,870)
9/25	W	45-31	at New York Giants	(75,617)
10/2	L	27-45	Phoenix	(49,830)
10/9	W	33-0	at Atlanta	(30,852)
10/16	L	21-24	San Francisco	(65,450)
10/23	W	31-10	Seattle	(57,033)
10/30	W	12-10	at New Orleans	(68,238)
11/6	L	24-30	at Philadelphia	(65,624)
11/13	L	10-14	New Orleans	(63,305)
11/20	L	24-38	San Diego	(45,462)
11/27	L	24-35	at Denver	(74,141)
12/5	W	23-3	Chicago	(65,579)
12/11	W	22-7	Atlanta	(42,828)
12/18	W	38-16	at San Francisco	(62,444)
12/26	L	17-28	at Minnesota^	(57,666)
Total Attendance				(1,008,971)

* Denotes NFC Wild Card

	Rams	OPP
First Downs	333	289
Rushing	114	100
Passing	203	166
Penalty	16	23
3rd Down Efficiency	83-209-39.7%	77-226-34.1%
4th Down Efficiency	4-8-50.0%	11-16-68.8%
Time of Poss. Avg.	31:09	28:51
Total Net Yards	5,808	4,986
Avg./Game	363.0	311.6
Total Plays	1,057	1,041
Avg./Play	5.5	4.8
Net Yards Rushing	2,003	1,686
Avg./Game	125.2	105.4
Total Rushes	507	414
Net Yards Passing	3,805	3,300
Avg./Game	237.8	206.3
Sacked-Yds. Lost	28-197	56-394
Gross Yards	4,002	3,694
Att-Comp-Int	522-312-18	571-307-22
Comp. %	59.8	53.8
Punts/Avg.	76-39.5	93-39.9
Net Avg.	34.2	33.9
Penalties/Yards	78-587	111-937
Fumbles/ Ball Lost	28-16	36-15
Touchdowns	48	35
Rushing	16	12
Passing	31	17
Returns	1	6

Score by Periods	1	2	3	4	T
Rams	81	146	92	88	407
Opponents	37	94	76	86	293

Scoring	TD	Ru	Pa	Rt	PAT	FG	S	Pts.
Mike Lansford	0	0	0	0	45-48	24-32	0	117
Greg Bell	18	16	2	0	0-0	0-0	0	108
Henry Ellard	10	0	10	0	0-0	0-0	0	60
Damone Johnson	6	0	6	0	0-0	0-0	0	36
Aaron Cox	5	0	5	0	0-0	0-0	0	30
Pete Holohan	3	0	3	0	0-0	0-0	0	18
Buford McGee	3	0	3	0	0-0	0-0	0	18
Robery Delpino	2	0	2	0	0-0	0-0	0	12
Jerry Gray	1	0	0	1	0-0	0-0	0	6
Kevin Greene	0	0	0	0	0-0	0-0	2	2
Rams	48	16	31	1	45-48	24-32	1	407
Opponents	35	12	17	6	35-35	16-23	0	293

Sacks: Kevin Greene 16.5, Gary Jeter 11.5, Mike Wilcher 7.5, Mel Owens 5.0, Shawn Miller 4.0, Fred Strickland 4.0, Alvin Wright 2.0, Doug Reed 1.0, Michael Stewart 1.0, Brett Faryniarz 1.0, Greg Meisner 1.0, Fred Stokes 1.0, LeRoy Irvin 0.5.

Rams: 56.0; Opponents 28.0

Usual Starters

WR	Henry Ellard (16)	DE	Doug Reed (16)
LT	Irv Pankey (16)	NT	Alvin Wright (16)
LG	Tom Newberry (16)	DE	Shawn Miller (16)
C	Doug Smith (16)	OLB	Mike Wilcher (15)
RG	Duval Love(15)	ILB	Mark Jerue (12)
RT	Jackie Slater (12)	ILB	Carl Ekern (16)
TE	Damone Johnson (16)	OLB	Kevin Greene (14)
WR	Aaron Cox (15)	CB	Jerry Gray (16)
QB	Jim Everett (16)	CB	LeRoy Irvin (16)
FB	Buford McGee (12)	SS	Michael Stewart (10)
RB	Greg Bell (13)	FS	Johnnie Johnson (16)

Passing	Att.	Comp.	Yards	Pct.	Yards/Att.
Jim Everett	517	308	3,964	59.6	7.67
Mark Hermann	5	4	38	80.0	7.60
Rams	522	312	4,002	59.8	7.67
Opponents	571	307	3,694	53.8	6.47

Rushing	No.	Yards	Avg.	Long	TD
Greg Bell	288	1,212	4.2	44	16
Charles White	88	323	3.7	13	0
Robert Delpino	34	147	4.3	13	0
Gaston Green	35	117	3.3	13	0
Jim Everett	34	104	3.1	19	0
Buford McGee	22	69	3.1	12	0
Ron Brown	3	24	8.0	13	0
Henry Ellard	1	7	7.0	7	0
Mike Guman	1	1	1.0	1	0
Mark Herrmann	1	-1	-1.0	-1	0
Rams	507	2,003	4.0	44	16
Opponents	414	1,686	4.1	46t	12

Receiving	No.	Yards	Avg.	Long	TD
Henry Ellard	86	1,414	16.4	68	10
Pete Holohan	59	640	10.8	29	3
Damone Johnson	42	350	8.3	23	6
Robert Delpino	30	312	10.4	38	2
Aaron Cox	28	590	21.1	69t	5
Greg Bell	24	124	5.2	20	2
Buford McGee	16	117	7.3	16	3
Flipper Anderson	11	319	29.0	56	0
Gaston Green	6	57	9.5	19	0
Charles White	6	36	6.0	18	0
Mike Young	2	27	13.5	18	0
Ron Brown	2	16	8.0	10	0
Rams	312	4,002	12.8	69t	31
Opponents	307	3,694	12.0	59	17

Interceptions	No.	Yards	Avg.	Long	TD
Johnnie Johnson	4	18	4.5	11	0
Jerry Gray	3	83	27.7	47t	1
LeRoy Irvin	3	25	8.3	22	0
Michael Stewart	2	61	30.5	43	0
Anthony Newman	2	27	13.5	27	0
Larry Kelm	2	15	7.5	9	0
Greg Meisner	1	20	20.0	20	0
Mel Owens	1	11	11.0	11	0
Kevin Greene	1	10	10.0	10	0
James Washington	1	7	7.0	7	0
Mickey Sutton	1	1	1.0	1	0
Mark Jerue	1	0	0.0	0	0
Vince Newsome	0	3	---	3	0
Rams	22	281	12.8	47t	1
Opponents	18	138	7.7	34	1

Punting	No.	Yards	Avg.	TB	In20	Long	Blk.
Dale Hatcher	36	1,424	39.6	1	13	54	0
Rich Camarillo	40	1,579	39.5	2	11	57	0
Rams	76	3,003	39.5	3	24	57	0
Opponents	93	3,714	39.9	12	21	61	1

Punt Returns	No.	FC	Yards	Avg.	Long	TD
Cliff Hicks	25	0	144	5.8	13	0
Henry Ellard	17	3	119	7.0	34	0
Mickey Sutton	3	6	52	17.3	46	0
Johnnie Johnson	2	1	4	2.0	4	0
Jerry Gray	1	0	1	1.0	1	0
LeRoy Irvin	1	1	2	2.0	2	0
Rams	49	11	322	6.6	46	0
Opponents	43	21	347	8.1	30	0

Kickoff Returns	No.	Yards	Avg.	Long	TD
Ron Brown	19	401	21.1	73	0
Gaston Green	17	345	20.3	44	0
Robert Delpino	14	333	23.8	38	0
Mike McDonald	3	34	11.3	22	0
Mickey Sutton	2	41	20.5	25	0
Charles White	2	37	18.5	23	0
Buford McGee	1	0	0.0	0	0
Michael Stewart	1	0	0.0	0	0
Rams	59	1,191	20.2	73	0
Opponents	81	1,563	19.3	93t	1

Field Goals	1-19	20-29	30-39	40-49	50+
Mike Lansford	1-1	9-12	8-10	6-8	0-1
Rams	1-1	9-12	8-10	6-8	0-1
Opponents	0-0	3-3	7-10	4-7	2-3

Mike Lansford (52M, 33, 29) (46) (37, 46) (31M, 41) (25M) (40, 25) () (39, 43M) (37, 27M, 18, 47, 30) (22, 44M) (23) (20) (23, 28M, 34M) (25, 27, 22) (35, 36, 32) (49)

Opponents () (30) (30M, 49M, 29) (34) (43, 51) () (40, 47M) (33M, 33) (33) (23, 50, 40) (52M) (38) (46M) (39) (34M) (23, 46, 36)

TD	TD%	Int.	Int%	Long	Sack/Lost	Rating
31	6.0	18	3.5	69t	28/197	89.2
0	0.0	0	0.0	15	0/0	98.3
31	5.9	18	3.4	69t	28/197	89.3
17	3.0	22	3.9	59	56/394	67.7



1987 (6-9) 3rd, NFC West - John Robinson



Date	W/L	Score	Opponent	Attend.
9/13	L	16-20	at Houston	(33,186)
9/20	L	16-21	Minnesota	(63,567)
10/4	L	10-37	at New Orleans	(29,745)
10/11	W	31-21	Pittsburgh	(20,218)
10/18	L	20-24	at Atlanta	(15,813)
10/26	L	17-30	at Cleveland	(76,933)
11/1	L	10-31	San Francisco	(55,328)
11/8	L	14-31	New Orleans	(43,379)
11/15	W	27-24	at St. Louis	(27,730)
11/23	W	30-26	at Washington	(53,614)
11/29	W	35-3	Tampa Bay	(45,188)
12/6	W	37-16	at Detroit	(33,412)
12/13	W	33-0	Atlanta	(43,310)
12/21	L	21-29	Dallas	(60,700)
12/27	L	0-48	at San Francisco	(57,950)
Total Attendance				(660,073)

	Rams	OPP
First Downs	276	279
Rushing	118	95
Passing	136	162
Penalty	22	22
3rd Down Eff.	75-204-36.7%	77-203-37.9%
4th Down Eff.	4-17-23.5%	3-8-37.5%
Time of Poss. Avg.	29:59	30:01
Total Net Yards	4,651	5,121
Avg./Game	310.1	341.4
Total Plays	957	961
Avg./Play	4.9	5.3
Net Yards Rushing	2,097	1,732
Avg./Game	139.8	115.5
Total Rushes	512	419
Net Yards Passing	2,554	3,389
Avg./Game	170.3	225.9
Sacked-Yds. Lost	25-196	38-304
Gross Yards	2,750	3,693
Att-Comp-Int	420-220-18	504-281-16
Comp. %	52.4	55.8
Punts/Avg.	77-40.8	83-37.3
Net Avg.	35.6	33.2
Penalties/Yards	91-677	100-888
Fumbles/ Ball Lost	26-15	28-11
Touchdowns	38	43
Rushing	15	8
Passing	16	31
Returns	7	4

Score by Periods	1	2	3	4	T
Rams	77	92	88	60	317
Opponents	79	132	57	93	361

Scoring	TD	Ru	Pa	Rt	PAT	FG	S	Pts.
Mike Lansford	0	0	0	0	36-38	17-21	0	87
Charles White	11	11	0	0	0-0	0-0	0	66
Ron Brown	3	0	2	1	0-0	0-0	0	18
Henry Ellard	3	0	3	0	0-0	0-0	0	18
Damone Johnson	2	0	2	0	0-0	0-0	0	12
Jon Francis	2	0	2	0	0-0	0-0	0	12
LeRoy Irvin	1	0	0	1	0-0	0-0	0	6
Jerry Gray	1	0	0	1	0-0	0-0	0	6
Mike Guman	1	1	0	0	0-0	0-0	0	6
Kevin Greene	1	0	1	0	0-0	0-0	0	6
Greg Bell	1	0	1	0	0-0	0-0	0	6
Mike Wilcher	1	0	0	1	0-0	0-0	0	6
Mike Young	1	0	1	0	0-0	0-0	0	6
Kim Everett	1	1	0	0	0-0	0-0	0	6
Buford McGee	1	1	0	0	0-0	0-0	0	6
Kevin House	1	0	1	0	0-0	0-0	0	6
Johnnie Johnson	1	0	0	1	0-0	0-0	0	6
Michael Stewart	0	0	0	0	0-0	0-0	2	2
Others	6	1	4	1	0-0	0-0	0	36
Rams	38	15	16	7	36-38	17-21	1	317
Opponents	43	7	26	3	40-43	21-24	0	361

Sacks: Gary Jeter 7.0, Kevin Greene 6.5, Shawn Miller 6.0, Mike Wilcher 5.0, Greg Meisner 3.0, Doug Reed 2.0, Alvin Wright 2.0, Nolan Cromwell 1.0, Kyle Borland 1.0, Jim Collins 1.0, Dennis Edwards 1.0, Mel Owens 1.0, Fred Stokes 0.5
RAMS: 38.0; Opponents 25.0

Usual Starters

WR	Henry Ellard (12)	DE	Doug Reed (12)
LT	Irv Pankey (12)	NT	Greg Meisner (15)
LG	Tom Newberry (12)	DE	Reggoe Doss (9)
C	Doug Smith (12)	OLB	Mike Wilcher (12)
RG	Dennis Harrah (8)	ILB	Jim Collins (15)
RT	Jackie Slater (12)	ILB	Carl Ekern (11)
TE	David Hill (12)	OLB	Mel Owens (12)
WR	Ron Brown (9)	CB	Jerry Gray (12)
QB	Jim Everett (11)	CB	LeRoy Irvin (9)
FB	Mike Guman (7)	SS	Vince Newsome (8)
RB	Charles White (12)	FS	Nolan Cromwell (8)

Rushing	No.	Yards	Avg.	Long	TD
Charles White	324	1,374	4.2	58	11
Eric Dickerson	60	277	4.6	57	1
Jon Francis	35	138	3.9	23	0
Mike Guman	36	98	2.7	7	1
Jim Everett	18	83	4.6	16	1
Tim Tyrrell	11	44	4.0	13	0
Greg Bell	8	26	3.3	13	0
Ron Brown	2	22	11.0	11	0
Donald Evans	3	10	3.3	5	0
Buford McGee	3	6	2.0	2t	1
Alonzo Williams	2	9	4.5	7	0
Bernard Quarles	1	8	8.0	8	0
Henry Ellard	1	4	4.0	4	0
Cullen Bryant	1	2	2.0	2	0
Steve Dils	7	-4	-0.6	5	0
Rams	512	2,097	4.1	58	15
Opponents	419	1,732	4.1	46	8

Receiving	No.	Yards	Avg.	Long	TD
Henry Ellard	51	799	15.7	81t	3
Ron Brown	26	521	20.0	52	2
Charles White	23	121	5.3	20	0
Mike Guman	22	263	12.0	33	0
Damone Johnson	21	198	9.4	20	2
David Hill	11	105	9.5	24	0
Stavey Mobley	8	107	13.4	40t	1
Jon Francis	8	38	4.8	7	2
Buford McGee	7	40	5.7	12	0
Malcolm Moore	6	107	17.8	26	1
Kevin House	6	63	10.5	15t	1
Tim Tyrrell	6	59	9.8	16	0
Greg Bell	5	59	11.8	32t	1
Eric Dickerson	5	38	7.6	13	0
Mike Young	4	56	14.0	26	1
James McDonald	4	31	7.8	13	2
Phil Smith	3	95	31.7	51	0
Greg Baty	3	37	12.3	20	0
Bernard Henry	1	13	13.0	13	0
Rams	220	2,750	12.5	81t	16
Opponents	281	3,693	13.1	82t	31

Interceptions	No.	Yards	Avg.	Long	TD
LeRoy Irvin	2	47	23.5	47t	1
Jerry Gray	2	35	17.5	35	0
Nolan Cromwell	2	28	14.0	28	0
Holbert Johnson	1	49	49.0	49	0
Kirby Jackson	1	36	36.0	36	0
Greg Williamson	1	28	28.0	28	0
Mel Owens	1	26	26.0	26	0
Kevin Greene	1	25	25.0	25t	1
Mike Wilcher	1	11	11.0	11	0
Cliff Hicks	1	9	9.0	9	0
Carl Ekern	1	7	7.0	7	0
Mickey Sutton	1	4	4.0	4	0
Johnnie Johnson	1	0	0.0	0	0
Rams	16	305	19.1	49	2
Opponents	18	226	12.6	68	1

Punting	No.	Yards	Avg.	TB	In20	Long	Bk.
Dale Hatcher	76	3,140	41.3	4	19	62	2
Rams	76	3,140	40.8	4	19	62	2
Opponents	83	3,097	37.3	5	21	56	4

Punt Returns	No.	FC	Yards	Avg.	Long	TD
Henry Ellard	15	6	107	7.1	29	0
Cliff Hicks	13	1	110	8.5	26	0
Craig Rutledge	3	0	10	3.3	7	0
Phil Smith	2	0	5	2.5	5	0
Stavey Mobley	1	0	12	12.0	12	0
Johnnie Johnson	1	0	5	5.0	5	0
LeRoy Irvin	1	0	0	0.0	0	0
Mickey Sutton	0	2	0	0.0	0	0
Sam Johnson	4	1	-4	-1.0	5	0
Rams	40	10	245	6.1	29	0
Opponents	43	10	317	7.4	48	0

Kickoff Returns	No.	Yards	Avg.	Long	TD
Ron Brown	27	581	21.5	95t	1
Casey Tiumalu	8	158	19.8	25	0
Tim Tyrrell	6	116	19.3	30	0
Johnnie Johnson	4	119	29.8	53	0
Charles White	3	73	24.3	26	0
Mickey Sutton	2	37	18.5	19	0
Mike McDonald	3	31	10.3	15	0
Mike Guman	2	18	9.0	12	0
Richard Brown	1	15	15.0	15	0
Tom Cox	1	12	12.0	12	0
Henry Ellard	1	8	8.0	8	0
Rams	63	1,282	20.3	95t	1
Opponents	57	1,112	19.5	71	0

Field Goals	1-19	20-29	30-39	40-49	50+
Mike Lansford	1-1	6-6	3-4	7-9	0-1
Rams	1-1	6-6	3-4	7-9	0-1
Opponents	1-1	6-6	6-7	7-9	1-1

Lansford (28,44,47) (27) (37) (50M, 39) (40, 40) (27) (22) () (28, 20) (37) (33B) (48,47,48) (18, 41M) (47) ()

Opponents (44,19) () (27) (32M) (35) (23, 48, 41, 47M) (22) (32) (44) (22, 29) (33) (53, 36, 39, 44M) () (24, 42, 44, 47, 37) ()

Passing	Att.	Comp.	Yards	Pct.	Yards/Att.
Jim Everett	302	162	2,064	53.6	6.83
Steve Dils	114	56	646	49.1	5.67
Hugh Millen	1	1	0	100.0	0.00
Bernard Quarles	3	1	40	33.3	13.33
Rams	420	220	2,750	52.4	6.55
Opponents	504	281	3,693	55.8	7.33

TD	TD%	Int.	Int%	Long	Sack/Lost	Rating
10	3.3	13	4.3	81t	17/139	68.4
5	4.4	4	3.5	51	7/51	66.6
0	0.0	0	0.0	0	1/6	79.2
1	33.3	1	33.3	40t	0/0	81.9
16	3.8	18	4.3	81t	25/196	67.9
31	6.2	16	3.2	82t	38/304	86.4



1986 (10-6) 2nd, NFC West - John Robinson



Date	W/L	Score	Opponent	Attend.
9/7	W	16-10	at St. Louis	(40,347)
9/14	W	16-13	San Francisco	(65,195)
9/21	W	24-7	at Indianapolis	(59,012)
9/28	L	20-34	at Philadelphia	(65,646)
10/5	W	26-20	Tampa Bay (OT)	(50,585)
10/12	L	14-26	at Atlanta	(51,662)
10/19	W	14-10	Detroit	(50,992)
10/26	W	14-7	Atlanta	(56,993)
11/3	W	20-17	at Chicago	(64,877)
11/9	L	0-6	at New Orleans	(62,352)
11/16	L	28-30	New England	(64,339)
11/23	W	26-13	New Orleans	(58,600)
11/30	W	17-3	at New York Jets	(76,891)
12/7	W	29-10	Dalals	(64,949)
12/14	L	31-37	Miami (OT)	(62,629)
12/19	L	14-24	at San Francisco	(60,366)
12/28	L	7-19	at Washington*	(54,180)
Total Attendance				(1,009,615)

* Denotes NFC Wild Card

	Rams	OPP
First Downs	269	272
Rushing	139	93
Passing	105	169
Penalty	25	10
3rd Down Efficiency	74-222-33.3%	70-226-30.9%
4th Down Efficiency	3-8-37.5%	8-17-47.1%
Total Net Yards	4,653	4,871
Avg./Game	290.8	304.4
Total Plays	1008	1,038
Avg./Play	4.6	4.7
Net Yards Rushing	2,457	1,681
Avg./Game	153.6	105.1
Total Rushes	578	460
Net Yards Passing	2,196	3,190
Avg./Game	137.3	199.4
Sacked-Yds. Lost	27-184	39-292
Gross Yards	2,380	3,482
Att-Comp-Int	403-194-15	539-313-28
Comp. %	48.1	58.1
Punts/Avg.	98-38.2	96-41.4
Net Avg.	32.9	36.2
Penalties/Yards	84-603	92-804
Fumbles/ Ball Lost	39-22	25-15
Touchdowns	37	28
Rushing	16	9
Passing	15	17
Returns	6	2

Score by Periods	1	2	3	4	OT	T
Rams	59	98	72	74	6	309
Opponents	46	87	72	56	6	267

Scoring	TD	Ru	Pa	Rt	PAT	FG	S	Pts.
Mike Lansford	0	0	0	0	34-35	17-24	0	85
Eric Dickerson	11	11	0	0	0-0	0-0	0	66
Barry Redden	5	4	1	0	0-0	0-0	0	30
Henry Ellard	4	0	4	0	0-0	0-0	0	24
Ron Brown	3	0	3	0	0-0	0-0	0	18
Mike Young	3	0	3	0	0-0	0-0	0	18
LeRoy Irvin	3	0	3	0	0-0	0-0	0	18
Kevin House	2	0	2	0	0-0	0-0	0	12
Nolan Cromwell	1	0	0	1	0-0	0-0	0	6
Bobby Duckworth	1	0	1	0	0-0	0-0	0	6
Jim Everett	1	1	0	0	0-0	0-0	0	6
David Hill	1	0	1	0	0-0	0-0	0	6
Mark Jerue	1	0	0	1	0-0	0-0	0	6
Tom Newberry	1	0	0	1	0-0	0-0	0	6
Gary Jeter	0	0	0	0	0-0	0-0	1	2
Rams	37	16	15	6	34-36	17-24	1	309
Opponents	28	9	17	2	27-27	24-31	0	267

Sacks: Gary Jeter 8.0, Kevin Greene 7.0, Doug Reed 6.5, Mike Wilcher 5.5, Shawn Miller 5.0, Mel Owens 4.0, Greg Meisner 2.0, Carl Ekern 1.0
Rams: 39.0; Opponents 27.0

Usual Starters

WR	Henry Ellard (8)	DE	Doug Reed (10)
LT	Irv Pankey (16)	NT	Shawn Miller (16)
LG	Vince Newberry (14)	DE	Reggie Doss (16)
C	Doug Smith (16)	OLB	Mike Wilcher (16)
RG	Dennis Harrah (16)	ILB	Mark Jerue (16)
RT	Jackie Slater (16)	ILB	Carl Ekern (13)
TE	Kent Hill (15)	OLB	Mel Owens (16)
WR	Ron Brown (12)	CB	Jerry Gray (16)
QB	Steve Bartkowski (6), Steve Dils (5), Jim Everett (5)	CB	LeRoy Irvin (15)
FB	Barry Redden (13)	SS	Nolan Cromwell (16)
RB	Eric Dickerson (16)	FS	Vince Newsome (16)

Passing	Att.	Comp.	Yards	Pct.	Yards/Att.
Jim Everett	147	73	1,018	49.7	6.93
Steve Dils	129	59	693	45.7	5.37
Steve Bartkowski	126	61	654	48.4	5.19
Eric Dickerson	1	1	15	100.0	15.00
Kevin House	0	0	0	0.0	0.00
Rams	403	194	2,380	48.1	5.10
Opponents	539	313	3,482	58.1	5.52

Rushing	No.	Yards	Avg.	Long	TD
Eric Dickerson	404	1,821	4.5	42t	11
Barry Redden	110	467	4.2	41t	4
Charles White	22	126	5.7	19	0
Jim Everett	16	46	2.9	14	1
Ron Brown	4	5	1.3	11	0
Steve Dils	10	5	0.5	5	0
Rob Carpenter	2	3	1.5	3	0
Steve Bartkowski	6	3	0.5	7	0
Mike Guman	2	2	1.0	3	0
Tony Hunter	1	-6	-6.0	-6	0
Henry Ellard	1	-15	-15.0	-15	0
Rams	578	2,457	4.3	42t	16
Opponents	460	1,681	3.7	59t	9

Receiving	No.	Yards	Avg.	Long	TD
Henry Ellard	34	447	13.1	34	4
Barry Redden	28	217	7.8	24	1
Eric Dickerson	26	205	7.9	28	0
Ron Brown	25	396	15.8	65t	3
Tony Hunter	15	206	13.7	42	0
Mike Young	15	181	12.1	21	3
David Hill	14	202	14.4	33	1
Bobby Duckworth	9	141	15.7	32	1
Mike Guman	9	68	7.6	13	0
Kevin House	7	178	25.4	60t	2
Chuck Scott	5	76	15.2	21	0
Darren Long	5	47	9.4	13	0
Tim Tyrrell	1	9	9.0	9	0
Charles White	1	7	7.0	7	0
Rams	194	2,380	12.3	65t	15
Opponents	313	3,482	11.1	69t	17

Interceptions	No.	Yards	Avg.	Long	TD
Jerry Gray	8	101	12.6	28	0
LeRoy Irvin	6	150	25.0	50t	1
Nolan Cromwell	5	101	20.2	80t	1
Vince Newsome	3	45	15.0	34	0
Mickey Sutton	2	25	12.5	20	0
Mark Jerue	2	23	11.5	22t	1
Johnnie Johnson	1	13	13.0	13	0
Mike Wilcher	1	0	0.0	0	0
Rams	28	458	16.4	80t	3
Opponents	15	128	8.5	34	0

Punting	No.	Yards	Avg.	TB	In20	Long	Blk.
Dale Hatcher	98	3,740	38.6	5	26	57	1
Rams	98	3,740	38.6	5	26	57	1
Opponents	96	3,975	41.4	7	26	59	0

Punt Returns	No.	FC	Yards	Avg.	Long	TD
Henry Ellard	14	10	127	9.1	20	0
Mickey Sutton	28	5	234	8.4	32	0
Johnnie Johnson	0	7	0	0.0	0	0
Rams	42	22	361	8.6	32	0
Opponents	47	30	416	8.9	32	0

Kickoff Returns	No.	Yards	Avg.	Long	TD
Ron Brown	36	794	22.1	55	0
Charles White	12	216	18.0	28	0
Mickey Sutton	5	91	18.2	22	0
Mike Guman	2	28	14.0	16	0
Rob Carpenter	2	19	9.5	11	0
Henry Ellard	1	18	18.0	18	0
Duval Love	1	-6	-6.0	-6	0
Rams	59	1,160	19.7	55	0
Opponents	64	1,282	20.0	84	0

Field Goals	1-19	20-29	30-39	40-49	50+
Mike Lansford	1-1	5-6	6-9	4-6	1-2
Rams	1-1	5-6	6-9	4-6	1-2
Opponents	3-3	8-8	5-6	8-13	0-1

Mike Lansford (26) (24, 38M, 32, 18) (46) () (34, 40) (47M, 33B) () () (26, 50) (37M) (42M) (32, 47, 29, 44) (38, 29M, 50M) (37, 27) (32) ()

Opponents (28, 48M) (44B, 46, 29, 49M) (60M) (22, 41) (26, 37) (23, 32, 49, 41) (49M, 47) (32M) (30) (20, 22) (42, 45, 19) (33, 18) (25) (48) (18) (30, 42B)

TD	TD%	Int.	Int%	Long	Sack/Lost	Rating
8	5.4	8	5.4	60t	8/50	67.8
4	3.1	4	3.1	65t	7/44	60.0
2	1.6	2	1.6	42	11/84	59.4
1	100.0	0	0.0	15t	0/0	158.3
0	0.0	0	0.0	0	1/6	0.0
15	3.7	15	3.7	65t	27/184	63.7
17	3.2	28	5.2	69t	39/292	66.3



1985 (11-5) 1st, NFC West - John Robinson



Date	W/L	Score	Opponent	Attend.
9/8	W	20-16	Denver	(52,522)
9/15	W	17-6	at Philadelphia	(60,920)
9/23	W	35-24	at Seattle	(63,292)
9/29	W	17-6	Atlanta	(49,870)
10/6	W	13-10	Minnesota	(59,269)
10/13	W	31-27	at Tampa Bay	(39,607)
10/20	W	16-0	at Kansas City	(64,474)
10/27	L	14-28	San Francisco	(65,939)
11/3	W	28-10	New Orleans	(49,030)
11/10	L	19-24	at New York Giants	(74,663)
11/17	L	14-30	at Atlanta	(29,960)
11/24	W	34-17	Green Bay	(52,710)
12/1	L	3-29	at New Orleans	(44,122)
12/9	W	27-20	at San Francisco	(60,581)
12/15	W	46-14	St. Louis	(52,052)
12/23	L	6-16	Los Angeles Raiders	(66,676)
1/4/1986	W	20-0	Dallas*	(66,351)
1/12/1986	L	0-24	at Chicago^	(63,522)
Total Attendance				(1,015,560)

* Denotes NFC Divisional
^ Denotes NFC Championship

	Rams	OPP
First Downs	258	281
Rushing	115	104
Passing	131	155
Penalty	12	22
3rd Down Efficiency	69-205-33.8%	86-236-36.2%
4th Down Efficiency	7-13-53.8%	12-19-63.2%
Total Net Yards	4,520	4,648
Avg./Game	282.5	290.5
Total Plays	963	1048
Avg./Play	4.7	4.4
Net Yards Rushing	2,057	1,586
Avg./Game	128.6	99.1
Total Rushes	503	444
Net Yards Passing	2,463	3,062
Avg./Game	153.9	191.4
Sacked-Yds. Lost	57-409	56-421
Gross Yards	2,872	3,483
Att-Comp-Int	403-234-14	548-296-29
Comp. %	58.1	54.0
Punts/Avg.	88-42.7	89-42.0
Net Avg.	38.0	34.6
Penalties/Yards	97-730	72-529
Fumbles/ Ball Lost	35-21	30-17
Touchdowns	39	30
Rushing	15	9
Passing	16	19
Returns	8	2

Score by Periods	1	2	3	4	T
Rams	54	102	82	102	340
Opponents	47	99	53	78	277

Scoring	TD	Ru	Pa	Rt	PAT	FG	S	Pts.
Mike Lansford	0	0	0	0	38-39	22-29	0	104
Eric Dickerson	12	12	0	0	0-0	0-0	0	72
Henry Ellard	6	0	5	1	0-0	0-0	0	36
Ron Brown	6	0	3	3	0-0	0-0	0	36
Tony Hunter	4	0	4	0	0-0	0-0	0	24
Charles White	3	3	0	0	0-0	0-0	0	18
Bobby Duckworth	3	0	3	0	0-0	0-0	0	18
David Hill	1	0	1	0	0-0	0-0	0	6
LeRoy Irvin	1	0	0	1	0-0	0-0	0	6
Carl Ekern	1	0	0	1	0-0	0-0	0	6
Johnnie Johnson	1	0	0	1	0-0	0-0	0	6
Gary Green	1	0	0	1	0-0	0-0	0	6
Reggie Doss	0	0	0	0	0-0	0-0	1	2
Rams	39	15	16	8	38-39	22-29	1	340
Opponents	30	9	19	2	28-30	23-29	0	277

Sacks: Mike Wilcher 12.0, Gary Jeter 12.0, Mel Owens 9.0, Doug Reed 6.5, Shawn Miller 5.0, Reggie Doss 3.0, Dennis Harrison 3.0, Jim Collins 2.0, Vince Newsome 1.0, Gary Green 1.0, Nolan Cromwell 1.0, Charles DeJurnett 0.5
Rams: 56.0; Opponents 27.0

Usual Starters

WR	Henry Ellard (16)	DE	Doug Reed (16)
LT	Irv Pankey (12)	NT	Charles DeJurnett (14)
LG	Kent Hill (16)	DE	Reggie Doss (16)
C	Doug Smith (16)	OLB	Mel Owens (15)
RG	Dennis Harrah (16)	ILB	Jim Collins (16)
RT	Jackie Slater (16)	ILB	Carl Ekern (16)
TE	David Hill (16)	OLB	Jim Collins (15)
WR	Ron Brown (9)	CB	Gary Green (16)
QB	Dieter Brock (15)	CB	LeRoy Irvin (16)
TE	Tony Hunter (9)	SS	Nolan Cromwell (16)
RB	Eric Dickerson (14)	FS	Johnnie Johnson (15)

Passing	Att.	Comp.	Yards	Pct.	Yards/Att.
Dieter Brock	365	218	2,658	59.7	7.28
Jeff Kemp	38	16	214	42.1	5.63
Rams	403	234	2,872	58.1	5.35
Opponents	548	296	3,483	54.0	5.07

Rushing	No.	Yards	Avg.	Long	TD
Eric Dickerson	292	1,234	4.2	43	12
Barry Redden	87	380	4.4	41	0
Charles White	70	310	4.4	32	3
Lynn Cain	11	46	4.2	9	0
Dieter Brock	20	38	1.9	13	0
Mike Guman	11	32	2.9	6	0
Ron Brown	2	13	6.5	9	0
Henry Ellard	3	8	2.7	16	0
Jeff Kemp	5	0	0.0	3	0
Steve Dils	2	-4	-2.0	-2	0
Rams	503	2,057	4.1	43	15
Opponents	444	1,586	3.6	36	9

Receiving	No.	Yards	Avg.	Long	TD
Henry Ellard	54	811	15.0	64t	5
Tony Hunter	50	562	11.2	47t	4
David Hill	29	271	9.3	37	1
Bobby Duckworth	25	422	16.9	42	3
Eric Dickerson	20	126	6.3	33	0
Barry Redden	16	162	10.1	32	0
Ron Brown	14	215	15.4	43t	3
Mike Young	14	157	11.2	23	0
Lynn Cain	5	24	4.8	13	0
Mike Guman	3	23	7.7	11	0
James McDonald	2	58	29.0	35	0
Mike Barber	1	29	29.0	29	0
Chaires White	1	12	12.0	12	0
Rams	234	2,872	12.3	64t	16
Opponents	296	3,483	11.8	73	19

Interceptions	No.	Yards	Avg.	Long	TD
Gary Green	6	84	14.0	41t	1
LeRoy Irvin	6	83	13.8	34t	1
Johnnie Johnson	5	96	19.2	46	1
Vince Newsome	3	20	6.7	20	0
Carl Ekern	2	55	27.5	33t	1
Tim Fox	2	8	4.0	8	0
Jim Collins	2	8	4.0	4	0
Nolan Cromwell	2	5	2.5	5	0
Mike Wilcher	1	0	0.0	0	0
Rams	29	359	12.4	46	4
Opponents	14	138	9.9	30	1

Punting	No.	Yards	Avg.	TB	In20	Long	Bik.
Dale Hatcher	87	3,761	43.2	6	32	67	1
Rams	87	3,761	43.2	6	32	67	1
Opponents	89	3,738	42.0	8	23	61	0

Punt Returns	No.	FC	Yards	Avg.	Long	TD
Henry Ellard	37	9	501	13.5	80t	1
Johnnie Johnson	0	7	0	0.0	2	0
Charles White	1	0	0	0.0	0	0
Rams	38	16	501	13.2	80t	1
Opponents	43	22	297	6.9	23	0

Kickoff Returns	No.	Yards	Avg.	Long	TD
Ron Brown	28	918	32.8	98t	3
Charles White	17	300	17.6	32	0
Lynn Cain	6	115	19.2	28	0
Mike Guman	2	30	15.0	17	0
Tony Slaton	1	18	18.0	18	0
Shawn Miller	1	10	10.0	10	0
Nolan Cromwell	1	3	3.0	3	0
Rams	56	1,394	24.9	98t	3
Opponents	66	1,253	19.0	62	0

Field Goals	1-19	20-29	30-39	40-49	50+
Mike Lansford	0-0	5-5	9-12	6-8	2-4
Rams	0-0	5-5	9-12	6-8	2-4
Opponents	0-0	7-8	6-7	7-9	3-5

Mike Lansford (37, 33) (33, 45M, 31M) () (52) (43,33) (27) (33,37,30) (51M) () (31, 40, 26, 25) () (40M, 43, 31M, 32) (41) (25, 29) (32M, 46) (50M, 52, 40)

Opponents (24) (50, 45, 53M) (26) (44, 47) (28M, 24) (34, 49) (50M) (41M, 31M) (51) (40) (39, 38, 27) (38) (47, 42, 35, 27, 35) () () (49M, 27, 51, 29)

TD	TD%	Int.	Int%	Long	Sack/Lost	Rating
16	4.4	13	3.6	64t	51/351	82.0
0	0.0	1	2.6	35t	6/58	49.7
16	4.0	14	3.5	64t	57/409	78.9
19	3.5	29	5.3	73	56/421	63.1



1984 (10-6) 2nd, NFC West - John Robinson



Date	W/L	Score	Opponent	Attend.
9/3	L	13-20	Dallas	(65,403)
9/9	W	20-17	Cleveland	(43,043)
9/16	L	14-24	at Pittsburgh	(58,104)
9/23	W	24-14	at Cincinnati	(45,406)
9/30	W	33-12	New York Giants	(53,417)
10/7	L	28-30	Atlanta	(47,832)
10/14	W	28-10	at New Orleans	(63,161)
10/22	W	24-10	at Atlanta	(52,861)
10/28	L	0-33	San Francisco	(65,481)
11/4	W	16-13	at St. Louis	(50,950)
11/11	W	29-13	Chicago	(62,021)
11/18	L	6-31	at Green Bay	(52,031)
11/25	W	34-33	at Tampa Bay	(42,242)
12/2	W	34-21	New Orleans	(49,348)
12/9	W	27-16	Houston	(49,092)
12/16	L	16-19	at San Francisco	(59,743)
12/23	L	13-16	New York Giants	(67,037)
Total Attendance				(927,172)

* Denotes NFC Wild Card

	Rams	OPP
First Downs	258	309
Rushing	140	108
Passing	100	179
Penalty	18	22
3rd Down Efficiency	65-195-33.3%	88-225-39.1%
4th Down Efficiency	1-8-12.5%	12-22-54.5%
Total Net Yards	5,006	5,266
Avg./Game	312.9	329.1
Total Plays	931	1058
Avg./Play	5.4	5.0
Net Yards Rushing	2,864	1,600
Avg./Game	179.0	100.0
Total Rushes	541	449
Net Yards Passing	2,142	3,666
Avg./Game	133.9	229.1
Sacked-Yds. Lost	32-240	43-298
Gross Yards	2,382	3,964
Att-Comp-Int	358-176-17	566-346-17
Comp. %	49.2	61.1
Punts/Avg.	74-38.7	71-41.5
Net Avg.	33.6	32.1
Penalties/Yards	93-830	115-871
Fumbles/ Ball Lost	31-18	42-22
Touchdowns	38	36
Rushing	16	15
Passing	16	18
Returns	6	3

Score by Periods	1	2	3	4	T
Rams	67	118	77	84	346
Opponents	55	110	57	94	316

Scoring	TD	Ru	Pa	Rt	PAT	FG	S	Pts.
Mike Lansford	0	0	0	0	37-38	25-33	0	112
Eric Dickerson	14	14	0	0	0-0	0-0	0	84
Henry Ellard	8	0	6	2	0-0	0-0	0	48
Ron Brown	4	0	4	0	0-0	0-0	0	24
Drew Hill	4	0	4	0	0-0	0-0	0	24
Dwayne Crutchfield	2	1	1	0	0-0	0-0	0	12
LeRoy Irvin	2	0	0	2	0-0	0-0	0	12
Nolan Cromwell	1	0	0	1	0-0	0-0	0	6
Mike Guman	1	0	0	1	0-0	0-0	0	6
David Hill	1	0	1	0	0-0	0-0	0	6
Jeff Kemp	1	1	0	0	0-0	0-0	0	6
Ivory Sully	0	0	0	0	0-0	0-0	1	2
Norwood Vann	0	0	0	0	0-0	0-0	1	2
Rams	38	16	16	6	37-38	25-33	2	346
Opponents	36	15	18	3	32-36	22-31	1	316

Sacks: Jack Youngblood 9.5, George Andrews 6.0, Reggie Doss 6.0, Mel Owens 3.5, Charles DeJurnett 3.0, Greg Meisner 2.5, Mike Wilcher 2.0, Gary Green 2.0, Carl Eckern 1.0, Doug Reed 1.0, Vince Newsome 1.0, Eric Harris 0.5, Jim Collins 0.5
Rams: 38.0; Opponents 32.0

Usual Starters

WR	Henry Ellard (16)	DE	Jack Youngblood (15)
LT	Bill Bain (16)	NT	Greg Meisner (16)
LG	Kent Hill (16)	DE	Reggie Doss (16)
C	Doug Smith (16)	OLB	George Andrews (11)
RG	Dennis Harrah (15)	ILB	Jim Collins (16)
RT	Irv Pankey (9)	ILB	Carl Ekern (16)
TE	David Hill (16)	OLB	Mel Owens (16)
WR	Drew Hill (16)	CB	Gary Green (16)
QB	Jeff Kemp (13)	CB	LeRoy Irvin (16)
FB	Mike Guman (13)	SS	Eric Harris (7)
RB	Eric Dickerson (16)	FS	Johnnie Johnson (7)
		FS	Cromwell (11)

Passing	Att.	Comp.	Yards	Pct.	Yards/Att.
Jeff Kemp	284	143	2,021	50.4	7.12
Vince Ferragamo	66	29	317	43.9	4.80
Steve Dils	7	4	44	57.1	6.29
Eric Dickerson	1	0	0	0.00	0.00
Rams	358	176	2,382	49.2	6.65
Opponents	566	346	3,964	61.1	7.00

Rushing	No.	Yards	Avg.	Long	TD
Eric Dickerson	379	2,105	5.6	66	14
Dwayne Crutchfield	73	337	4.6	36	1
Barry Redden	45	247	5.5	35	0
Jeff Kemp	34	153	4.5	23	1
Ron Brown	2	25	12.5	16	0
Mike Guman	1	2	2.0	2	0
Vince Ferragamo	4	0	0.0	2	0
Henry Ellard	3	-5	-1.7	5	0
Rams	541	2,864	5.3	66	16
Opponents	449	1,600	3.6	31t	15

Receiving	No.	Yards	Avg.	Long	TD
Henry Ellard	34	622	18.3	63t	6
David Hill	31	300	9.7	26	1
Ron Brown	23	478	20.8	54	4
Eric Dickerson	21	139	6.6	19	0
Mike Guman	19	161	8.5	29	0
Drew Hill	14	390	27.9	68	4
Otis Grant	9	64	7.1	15	0
George Farmer	7	75	10.7	23	0
Mike Barber	7	42	6.0	11	0
James McDonald	4	55	13.8	22	0
Barry Redden	4	39	9.8	14	0
Dwayne Crutchfield	2	11	5.5	7	1
Chris Faulkner	1	6	6.0	6	0
Rams	176	2,382	13.5	68	16
Opponents	346	3,964	11.5	64t	18

Interceptions	No.	Yards	Avg.	Long	TD
LeRoy Irvin	5	166	33.2	81	2
Gary Green	3	88	29.3	60	0
Nolan Cromwell	3	54	18.0	33t	1
Jim Collins	2	43	21.5	40	0
Johnnie Johnson	2	21	10.5	21	0
Vince Newsome	1	31	31.0	31	0
Mel Owens	1	-4	-4.0	-4	0
Rams	17	399	23.5	81t	3
Opponents	17	240	14.1	99t	2

Punting	No.	Yards	Avg.	TB	In20	Long	Bk.
John Misko	74	2,866	38.7	9	21	58	0
Rams	74	2,866	38.7	9	21	58	0
Opponents	71	2,949	41.5	9	11	66	2

Punt Returns	No.	FC	Yards	Avg.	Long	TD
Henry Ellard	30	3	403	13.4	83t	2
LeRoy Irvin	9	0	83	9.2	22	0
Johnnie Johnson	1	1	3	3.0	3	0
Rams	40	4	489	12.2	83t	2
Opponents	35	21	196	5.6	26	0

Kickoff Returns	No.	Yards	Avg.	Long	TD
Barry Redden	23	530	23.0	40	0
Drew Hill	26	543	20.9	40	0
Henry Ellard	2	24	12.0	12	0
LeRoy Irvin	2	33	16.5	22	0
Mike Pleasant	2	48	24.0	29	0
Dwayne Crutchfield	1	20	20.0	20	0
Mike Guman	1	43	43.0	43t	1
Ivory Sully	1	3	3.0	3	0
Rams	58	1,244	21.4	43t	1
Opponents	74	1,288	17.4	43	0

Field Goals	1-19	20-29	30-39	40-49	50+
Mike Lansford	2-2	9-9	10-13	3-7	1-2
Rams	2-2	9-9	10-13	3-7	1-2
Opponents	1-1	6-6	4-6	7-13	4-5

Mike Lansford (31,36) (37,27) (35M) (46M, 45M, 29) (33,35,38M) () () (48M, 18) () (33, 51M, 27, 32) (21,45,29) (21, 50) (35, 27) (25, 30) (35, 19, 41M) (41, 30M, 28, 42)

Opponents (31, 52) (25, 46M) (37M, 41) () (44M) (52, 50, 37) (47) (42M, 39, 49M) (46, 46) (49, 43, 48M) (20, 52) (21, 54M, 36M) (26, 24) () (21, 42, 18) (38, 48M)

TD	TD%	Int.	Int%	Long	Sack/Lost	Rating
13	4.6	7	2.5	63t	24/190	78.7
2	3.0	8	12.1	68	7/42	29.2
1	14.3	1	14.3	14t	1/8	75.9
0	0.00	1	100.0	0	0/0	0.0
16	4.5	17	4.7	68	32/240	65.9
18	3.2	17	3.0	64t	43/298	80.3



1982 (2-7) 4th, NFC West - Ray Malavasi



Date	W/L	Score	Opponent	Attend.
9/12	L	23-35	at Green Bay	(53,694)
9/19	L	14-19	Detroit	(59,470)
11/21	L	17-34	at Atlanta	(39,686)
11/28	W	20-14	Kansas City	(45,793)
12/2	L	24-30	San Francisco	(58,574)
12/12	L	24-27	Denver	(48,112)
12/18	L	31-37	at Los Angeles Raiders	(56,646)
12/26	L	26-34	Chicago	(46,502)
1/2	W	21-20	at San Francisco	(54,256)
Total Attendance				(462,733)

	Rams	OPP
First Downs	163	193
Rushing	61	75
Passing	90	107
Penalty	12	11
3rd Down Efficiency	43-117-36.8%	55-123-43.7%
4th Down Efficiency	8-10-80.0%	2-4-50.0%
Total Net Yards	3,024	3,333
Avg./Game	336.0	370.3
Total Plays	563	606
Avg./Play	5.4	5.5
Net Yards Rushing	1,025	1,202
Avg./Game	113.9	133.6
Total Rushes	251	307
Net Yards Passing	1,999	2,131
Avg./Game	222.1	236.8
Sacked-Yds. Lost	15-137	18-159
Gross Yards	2,136	2,290
Att-Comp-Int	297-166-14	281-175-11
Comp. %	55.9	62.3
Punts/Avg.	46-42.6	42-38.1
Net Avg.	33.0	31.4
Penalties/Yards	63-550	64-531
Fumbles/Ball Lost	23-10	15-7
Touchdowns	25	30
Rushing	13	13
Passing	11	16
Returns	1	1

Score by Periods	1	2	3	4	T
Rams	68	58	26	48	200
Opponents	34	80	41	95	250

Scoring	TD	Ru	Pa	Rt	PAT	FG	S	Pts.
Wendell Tyler	13	9	4	0	0-0	0-0	0	78
Mike Lansford	0	0	0	0	23-24	9-15	0	50
Mike Guman	2	2	0	0	0-0	0-0	0	12
Preston Dennard	2	0	2	0	0-0	0-0	0	12
George Farmer	2	0	2	0	0-0	0-0	0	12
Mike Barber	1	0	1	0	0-0	0-0	0	6
Willie Miller	1	0	1	0	0-0	0-0	0	6
Nolan Cromwell	1	1	0	0	0-0	0-0	0	6
Ron Battle	1	0	1	0	0-0	0-0	0	6
Vince Ferragamo	1	1	0	0	0-0	0-0	0	6
LeRoy Irvin	1	0	0	1	0-0	0-0	0	6
Team	0	0	0	0	0-1	0-0	0	0
Rams	25	13	11	1	23-25	9-15	0	200
Opponents	30	13	16	1	28-30	14-19	0	250

Usual Starters

WR	Preston Dennard (9)	DE	Jack Youngblood (9)
LT	Irv Pankey (9)	DT	Mike Fanning (8)
LG	Kent Hill (9)	DT	Cody Jones (9)
C	Doug Smith (9)	DE	Reggie Doss (8)
RG	Dennis Harrah (9)	LLB	Mike Reilly (2)
RT	Jackie Slater (9)	MLB	Jim Youngblood (9)
TE	Mike Barber (9)	RLB	George Andrews (9)
WR	Willie Miller (9)	CB	Pat Thomas (9)
QB	Vince Ferragamo (5)	CB	Luvious Smith (9)
FB	Mike Guman (9)	SS	Johnnie Johnson (9)
RB	Wendell Tyler (9)	FS	Nolan Cromwell (9)

Rushing	No.	Yards	Avg.	Long	TD
Wendell Tyler	137	564	4.1	54	9
Mike Guman	69	266	3.9	15	2
Jewerl Thomas	16	80	5.0	11	0
Bert Jones	11	73	6.6	17	0
Barry Redden	8	24	3.0	7	0
Nolan Cromwell	1	17	17.0	17	1
Willie Miller	1	5	5.0	5	0
Vince Ferragamo	4	3	0.8	2	1
Robert Alexander	1	3	3.0	3	0
Ron Battle	1	1	1.0	1	0
Billy Waddy	2	-1	-5.5	5	0
Rams	251	1,025	4.1	54	13
Opponents	307	1,202	3.9	32	13

Receiving	No.	Yards	Avg.	Long	TD
Wendell Tyler	38	375	9.9	40	4
Mike Guman	31	310	10.0	46	0
Preston Dennard	25	383	15.3	39	2
Mike Barber	18	166	9.2	21	1
George Farmer	17	344	20.2	42t	2
Willie Miller	15	346	23.1	85t	1
Jewerl Thomas	8	49	6.1	11	0
Drew Hill	7	92	13.1	23	0
Barry Redden	4	16	4.0	11	0
Rib Battle	2	62	31.0	51t	1
Robert Alexander	1	-7	-7.0	-7	0
Rams	166	2,136	12.9	85t	11
Opponents	175	2,290	13.1	52	16

Interceptions	No.	Yards	Avg.	Long	TD
Rod Perry	3	57	19.0	33	0
Nolan Cromwell	3	33	11.0	21	0
Pat Thomas	3	0	0.0	0	0
Carl Ekern	1	9	9.0	9	0
Johnnie Johnson	1	7	7.0	7	0
Rams	11	106	9.6	33	0
Opponents	14	98	7.0	19	0

Punting	No.	Yards	Avg.	TB	In20	Long	Blk.
John Misko	45	1,961	43.6	2	10	59	1
Rams	45	1,961	43.6	2	10	59	1
Opponents	42	1,601	38.1	2	12	56	0

Punt Returns	No.	FC	Yards	Avg.	Long	TD
LeRoy Irvin	22	1	242	11.0	63t	1
Rams	22	1	242	11.0	63t	1
Opponents	31	2	401	12.9	93t	1

Kickoff Returns	No.	Yards	Avg.	Long	TD
Barry Redden	22	502	22.8	85	0
Ivory Sully	5	84	16.8	24	0
Robert Alexander	8	139	17.4	32	0
Mike Guman	8	102	12.8	24	0
Drew Hill	2	42	21.0	24	0
Rams	45	869	19.3	85	0
Opponents	36	844	23.4	45	0

Field Goals	1-19	20-29	30-39	40-49	50+
Mike Lansford	0-0	4-5	5-8	0-0	0-2
Rams	0-0	4-5	5-8	0-0	0-2
Opponents	1-1	2-3	5-7	6-6	0-2

Mike Lansford (32,29,28,51M) (39M) (28, 34M) () (36, 52M) (39) (36) (29, 37, 32, 27M) ()

Opponents () (45,46,30,33) (38M, 49, 29) (57M) (33,44, 38) (47, 18) (24) (41, 31, 35M) (24B)

Passing	Att.	Comp.	Yards	Pct.	Yards/Att.	TD	TD%	Int.	Int%	Long	Sack/Lost	Rating
Vince Ferragamo	209	118	1,609	56.5	7.70	9	4.3	9	4.3	85t	7/65	77.7
Bert Jones	87	48	527	55.2	6.06	2	2.3	4	4.6	51t	8/72	61.8
Mike Guman	1	0	0	0.0	0.0	0	0.0	1	100.0	0	0/0	0.0
Rams	297	166	2,136	55.9	6.41	11	3.4	14	4.7	85t	15/137	71.3
Opponents	281	175	2,290	62.3	7.03	16	5.7	11	3.9	52	18/159	90.6



1981 (6-10) 3rd, NFC West - Ray Malavasi



Date	W/L	Score	Opponent	Attend.
9/6	L	20-27	Houston	(63,198)
9/13	L	17-23	at New Orleans	(62,063)
9/20	W	35-23	Green Bay	(61,286)
9/28	W	24-7	at Chicago	(62,461)
10/4	W	27-16	Cleveland	(63,924)
10/11	W	37-35	at Atlanta	(57,841)
10/18	L	17-29	at Dallas	(64,649)
10/25	L	17-20	at San Francisco	(59,190)
11/1	W	20-13	Detroit	(61,814)
11/8	L	13-21	New Orleans	(61,068)
11/15	L	10-24	at Cincinnati	(56,836)
11/22	L	31-33	San Francisco	(63,456)
11/29	L	0-24	at Pittsburgh	(51,854)
12/6	L	7-10	at New York Giants	(59,659)
12/14	W	21-16	Atlanta	(57,054)
12/20	L	7-30	Washington	(52,224)
Total Attendance				(958,577)

	Rams	OPP
First Downs	305	285
Rushing	142	125
Passing	134	128
Penalty	29	32
3rd Down Efficiency	80-232-34.5%	77-231-32.1%
Total Net Yards	4,793	5,124
Avg./Game	299.6	320.3
Total Plays	1,086	1,067
Avg./Play	4.4	4.8
Net Yards Rushing	2,236	2,397
Avg./Game	139.8	149.8
Total Rushes	559	585
Net Yards Passing	2,557	2,727
Avg./Game	159.8	170.4
Sacked-Yds. Lost	50-451	43-330
Gross Yards	3,008	3,057
Att-Comp-Int	477-235-32	439-204-17
Comp. %	49.3	46.5
Punts/Avg.	89-42.0	94-41.0
Net Avg.	35.9	30.6
Penalties/Yards	117-916	118-1008
Fumbles/ Ball Lost	34-15	37-16
Touchdowns	36	39
Rushing	17	19
Passing	15	17
Returns	4	3

Score by Periods	1	2	3	4	T
Rams	51	115	49	88	303
Opponents	81	105	88	77	351

Scoring	TD	Ru	Pa	Rt	PAT	FG	S	Pts.
Tyler	17	12	5	0	0-0	0-0	0	102
Corral	0	0	0	0	36-36	17-26	0	87
Dennard	4	0	4	0	0-0	0-0	0	24
Guman	4	4	0	0	0-0	0-0	0	24
Irvin	3	0	0	3	0-0	0-0	0	18
D. Hill	3	0	3	0	0-0	0-0	0	18
Arnold	2	0	2	0	0-0	0-0	0	12
Bryant	1	1	0	0	0-0	0-0	0	6
J. Harris	1	0	0	1	0-0	0-0	0	6
Childs	1	0	1	0	0-0	0-0	0	6
Rams	36	17	15	4	36-36	17-26	0	303
Opponents	39	19	17	3	37-39	26-33	1	351

Usual Starters

WR	Preston Dennard (15)	DE	Jack Youngblood (16)
LT	Irv Pankey (12)	DT	Mike Fanning (16)
LG	Kent Hill (11)	DT	Cody Jones (16)
C	Doug Smith (13)	DE	Reggie Doss (8)
RG	Dennis Harrah (13)	LLB	Jim Youngblood (16)
RT	Jackie Slater (11)	MLB	Carl Ekern (16)
TE	Walt Arnold (9)	RLB	George Andrews (16)
WR	Willie Miller (9)	CB	Pat Thomas (9)
QB	Pat Haden (11)	CB	Rod Perry (16)
FB	Cullen Bryant (12)	SS	Johnnie Johnson (16)
RB	Wendell Tyler (15)	FS	Nolan Cromwell (16)

Passing	Att.	Comp.	Yards	Pct.	Yards/Att.	TD	TD%	Int.	Int%	Long	Sack/Lost	Rating
Jeff Rutledge	50	30	442	60.0	8.84	3	6.0	4	8.0	64	6/62	75.6
Pat Haden	267	138	1,815	51.7	6.80	9	3.4	13	4.9	67t	28/227	64.4
Dan Pastorini	152	64	719	42.1	4.73	2	1.3	14	9.2	46	14/149	22.9
Jeff Kemp	6	2	25	33.3	4.17	0	0.0	1	16.7	19	2/13	7.6
Mike Guman	1	1	7	100.0	7.00	1	100.0	0	0.0	0	0/0	135.4
Frank Corral	1	0	0	0.0	0.00	0	0.0	0	0.0	0	0/0	39.6
Rams	477	235	3,008	49.3	4.85	15	3.1	32	6.7	67t	50/451	51.9
Opponents	439	204	3,057	46.5	6.96	17	3.9	17	3.9	64	43/330	90.6

Rushing	No.	Yards	Avg.	Long	TD
Wendell Tyler	260	1,074	4.1	69t	12
Cullen Bryant	109	436	4.0	20	1
Mike Guman	115	433	3.8	18	4
Jewerl Thomas	34	118	3.5	40	0
Pat Haden	18	104	5.8	16	0
Preston Dennard	6	29	4.8	21	0
Nolan Cromwell	1	17	17.0	17	0
Drew Hill	1	14	14.0	14	0
Jeff Kemp	2	9	4.5	7	0
Dan Pastorini	7	5	0.7	13	0
Henry Childs	1	0	0.0	0	0
Jeff Rutledge	5	-3	-0.6	4	0
Rams	559	2,236	4.0	69t	17
Opponents	585	2,397	4.1	59t	19

Receiving	No.	Yards	Avg.	Long	TD
Preston Dennard	49	821	16.8	64	4
Wendell Tyler	45	436	9.7	67t	5
Billy Waddy	31	460	14.8	46	0
Cullen Bryant	22	160	7.3	39	0
Walt Arnold	20	212	10.6	24	2
Mike Guman	18	130	7.2	14	0
Drew Hill	16	355	22.2	45	3
Henry Childs	12	145	12.1	39	1
Willie Miller	10	147	14.7	20	0
Jeff Moore	7	105	15.0	35	0
Jewerl Thomas	5	37	7.4	13	0
Rams	235	3,008	12.8	67t	15
Opponents	204	3,057	15.0	64	17

Interceptions	No.	Yards	Avg.	Long	TD
Nolan Cromwell	5	94	18.8	94	0
Pat Thomas	4	80	20.0	64	0
LeRoy Irvin	3	18	6.0	18	0
Rod Perry	3	18	6.0	10	0
Jim Youngblood	1	20	20.0	20	0
Joe Harris	1	7	7.0	7	0
Rams	17	237	13.9	94	0
Opponents	32	361	11.3	43	1

Punting	No.	Yards	Avg.	TB	In20	Long	Bik.
Frank Corral	89	3,735	42.0	3	19	67	0
Rams	89	3,735	42.0	3	19	67	0
Opponents	94	3,856	41.0	15	16	72	0

Punt Returns	No.	FC	Yards	Avg.	Long	TD
LeRoy Irvin	46	6	615	13.4	84t	3
Johnnie Johnson	1	2	39	39.0	39	0
Drew Hill	2	0	22	11.0	12	0
Rams	49	8	676	13.8	84t	3
Opponents	52	8	481	9.3	55	0

Kickoff Returns	No.	Yards	Avg.	Long	TD
Drew Hill	60	1,170	19.5	50	0
Ivory Sully	3	31	10.3	22	0
Greg Meisner	1	17	17.0	17	0
Jewerl Thomas	1	15	15.0	15	0
Mike Guman	1	10	10.0	10	0
Jairo Penaranda	1	1	1.0	1	0
Irv Pankey	1	0	0.0	0	0
Rams	68	1,244	18.3	50	0
Opponents	60	1,443	24.1	95t	2

Field Goals	1-19	20-29	30-39	40-49	50+
Frank Corral	0-0	6-9	5-6	6-11	0-0
RAMS	0-0	6-9	5-6	6-11	0-0
Opponents	3-3	4-5	8-11	10-12	1-2

Frank Corral (35, 29M, 36) (40) () (24) (22M, 38, 41) (25, 37, 25) (40) (49M, 25, 26M, 32M, 45M) (42, 31) (44, 24) (22) (44) (40B) (49M) (47M) ()

Opponents (50, 41, 44B) (45, 46, 34) (19, 23, 44) () (35, 29B) () (40, 39) (42, 18) (49, 45, 30M) (32M, 35M) (37) (47, 34, 32, 37) (21) (49M, 60M, 19) (45, 25, 22) (35)



1980 (11-5) 2nd, NFC West - Ray Malavasi



Date	W/L	Score	Opponent	Attend.
9/7	L	20-41	Detroit	(64,892)
9/11	L	9-10	at Tampa Bay	(66,576)
9/21	W	51-21	Green Bay	(63,850)
9/28	W	28-7	at New York Giants	(73,414)
10/5	W	48-26	San Francisco	(62,188)
10/12	W	21-13	at St. Louis	(50,230)
10/19	W	31-17	at San Francisco	(55,360)
10/26	L	10-13	at Atlanta	(57,401)
11/2	W	45-31	New Orleans	(59,909)
11/9	L	14-35	Miami	(62,045)
11/16	W	17-14	at New England	(60,609)
11/24	W	27-7	at New Orleans	(53,448)
11/30	W	38-13	New York Jets	(59,743)
12/7	L	7-10	at Buffalo (OT)	(77,133)
12/15	W	38-14	Dallas	(65,154)
12/21	W	20-17	Atlanta (OT)	(62,469)
12/28	L	13-34	at Dallas*	(64,533)
Total Attendance				(1,058,954)

* Denotes NFC Wild Card

	Rams	OPP
First Downs	316	281
Rushing	144	112
Passing	157	141
Penalty	15	28
3rd Down Eff.	113-256-44.1%	70-230-30.4%
Total Net Yards	6,006	4,546
Avg./Game	375.4	284.1
Total Plays	1,095	1011
Avg./Play	5.5	4.5
Net Yards Rushing	2,799	1,945
Avg./Game	174.9	121.6
Total Rushes	615	445
Net Yards Passing	3,207	2,601
Avg./Game	200.4	162.6
Sacked-Yds. Lost	29-234	56-496
Gross Yards	3,441	3,097
Att-Comp-Int	451-261-23	510-245-25
Comp. %	57.9	48.0
Punts/Avg.	36-39.5	90-42.1
Net Avg.	33.1	36.2
Penalties/Yards	118-973	83-778
Fumbles/ Ball Lost	29-13	30-17
Touchdowns	54	38
Rushing	17	13
Passing	31	23
Returns	6	2

Score by Periods	1	2	3	4	OT	T
Rams	95	172	92	62	3	424
Opponents	30	89	54	113	3	289

Scoring	TD	Ru	Pa	Rt	PAT	FG	S	Pts.
Frank Corral	0	0	0	0	51-52	16-30	0	99
Elvis Peacock	9	7	2	0	0-0	0-0	0	54
Willie Miller	8	0	8	0	0-0	0-0	0	48
Cullen Bryant	6	3	3	0	0-0	0-0	0	36
Preston Dennard	6	0	6	0	0-0	0-0	0	36
Billy Waddy	5	0	5	0	0-0	0-0	0	30
Mike Guman	4	4	0	0	0-0	0-0	0	24
Drew Hill	3	0	2	1	0-0	0-0	0	18
Victor Hicks	3	0	3	0	0-0	0-0	0	18
Jewell Thomas	3	2	0	1	0-0	0-0	0	18
Nolan Cromwell	1	0	0	1	1-1	0-0	0	7
Vince Ferragamo	1	1	0	0	0-0	0-0	0	6
Jeff Moore	1	0	1	0	0-0	0-0	0	6
Walt Arnold	1	0	1	0	0-0	0-0	0	6
Jim Youngblood	1	0	0	1	0-0	0-0	0	6
Rod Perry	1	0	0	1	0-0	0-0	0	6
Johnnie Johnson	1	0	0	1	0-0	0-0	0	6
TEAM	0	0	0	0	0-1	0-0	0	0
Rams	54	17	31	6	52-54	16-30	0	424
Opponents	38	13	23	2	34-38	9-20	0	289

Usual Starters

WR	Preston Dennard (16)	DE	Jack Youngblood (16)
LT	Doug France (16)	DT	Larry Brooks (14)
LG	Kent Hill (16)	DT	Cody Jones (15)
C	Rich Saul (16)	DE	Fred Dryer (16)
RG	Dennis Harrah (8)	LLB	Jim Youngblood (15)
RT	Jackie Slater (15)	MLB	Jack Reynolds (16)
TE	Victory Hicks (14)	RLB	George Andrews (8)
WR	Billy Waddy (15)	CB	Pat Thomas (14)
QB	Vince Ferragamo (15)	CB	Rod Perry (16)
FB	Cullen Bryant (16)	SS	Johnnie Johnson (16)
RB	Elvis Peacock (9)	FS	Nolan Cromwell (16)

Passing	Att.	Comp.	Yards	Pct.	Yards/Att.
Vince Ferragamo	404	240	3,199	59.4	7.92
Pat Haden	41	19	185	46.3	4.51
Mike Guman	1	1	31	100.0	31.00
Jeff Rutledge	4	1	26	25.0	6.50
Nolan Cromwell	1	0	0	0.0	0.00
Rams	451	261	3,441	57.9	6.68
Opponents	510	245	3,097	48.0	4.59

Rushing	No.	Yards	Avg.	Long	TD
Cullen Bryant	183	807	4.4	20	3
Elvis Peacock	164	777	4.7	36	7
Jewell Thomas	65	427	6.6	61	2
Mike Guman	100	410	4.1	17	4
Wendell Tyler	30	157	5.2	17	0
Eddie Hill	39	120	3.1	19	0
Vince Ferragamo	15	34	2.3	15	1
Preston Dennard	2	20	10.0	21	0
Victor Hicks	1	19	19.0	19	0
Lydell Mitchell	7	16	2.3	5	0
Pat Haden	3	12	4.0	6	0
Drew Hill	1	4	4.0	4	0
Nolan Cromwell	2	0	0.0	0	0
Bob Lee	1	-1	-1.0	-1	0
Billy Waddy	1	-1	-1.0	-1	0
Willie Miller	1	-2	-2.0	-2	0
Rams	615	2,799	4.6	61	17
Opponents	445	1,945	4.4	65	13

Receiving	No.	Yards	Avg.	Long	TD
Cullen Bryant	53	386	7.3	25	3
Billy Waddy	38	670	17.6	44t	5
Preston Dennard	36	596	16.6	44	6
Elvis Peacock	25	213	8.5	59t	2
Victor Hicks	23	318	13.8	32t	3
Willie Miller	22	358	16.3	45	8
Drew Hill	19	416	21.9	74t	2
Mike Guman	14	131	9.4	41	0
Jeff Moore	10	168	16.8	37	1
Walt Arnold	5	75	15.0	33	1
Jewell Thomas	5	30	6.0	11	0
Eddie Hill	4	29	7.3	11	0
Terry Nelson	3	22	7.3	12	0
Lydell Mitchell	2	21	10.5	13	0
Wendell Tyler	2	8	4.0	5	0
Rams	261	3,441	13.2	74t	31
Opponents	245	3,097	12.6	60	23

Interceptions	No.	Yards	Avg.	Long	TD
Nolan Cromwell	8	140	17.5	34	1
Rod Perry	5	115	23.0	83t	1
Johnnie Johnson	3	102	34.0	99t	1
Ppat Thomas	3	14	4.7	14	0
LeRoy Irvin	2	80	40.0	80	0
Jeff Delaney	2	42	21.0	27	0
Jim Youngblood	1	33	33.0	33t	1
Jack Reynolds	1	20	20.0	20	0
Rams	25	546	21.8	99t	4
Opponents	23	302	13.3	47	1

Punting	No.	Yards	Avg.	TB	In20	Long	Bik.
Frank Corral	36	3,002	39.5	5	14	65	1
Rams	36	3,002	39.5	5	14	65	1
Opponents	90	3,789	42.1	11	28	63	1

Punt Returns	No.	FC	Yards	Avg.	Long	TD
LeRoy Irvin	42	7	296	7.0	26	0
Billy Waddy	2	0	10	5.0	10	0
Mike Guman	2	1	6	3.0	3	0
Johnnie Johnson	1	4	3	3.0	3	0
Nolan Cromwell	0	2	0	0.0	0	0
Rams	47	14	315	6.7	26	0
Opponents	42	5	353	8.4	32	0

Kickoff Returns	No.	Yards	Avg.	Long	TD
Drew Hill	43	880	20.5	98t	1
Mike Guman	2	25	12.5	13	0
Ppat Thomas	1	12	12.0	12	0
Jewell Thomas	2	21	10.5	15	0
Ivory Sully	4	36	9.0	20	0
LeRoy Irvin	1	5	5.0	5	0
Rams	53	979	18.5	98t	1
Opponents	78	1,553	19.9	88	0

Field Goals	1-19	20-29	30-39	40-49	50+
Frank Corral	1-1	11-12	2-5	2-9	0-3
Rams	1-1	11-12	2-5	2-9	0-3
Opponents	1-1	1-1	4-7	2-9	1-2

Frank Corral () (42, 32, 27) (29) () (28, 35) (43M, 41M) (47) (23, 41M, 55M) (27, 22M) () (29) (53M, 59M, 23, 19) (25, 49M, 43M) (39M) (33M, 27) (47M, 26, 37M, 47M, 23)

Opponents (52, 38) (40M, 43) () () () (44M, 44M) (39) (44M) (47M, 36) () (47M) (47M) (22, 40) (38M, 38M, 30) (51M) (39M, 18)

TD	TD%	Int.	Int%	Long	Sack/Lost	Rating
30	7.4	19	4.7	74t	23/191	89.7
0	0.0	4	9.8	23	4/30	19.9
1	100.0	0	0.0	31t	1/5	158.3
0	0.0	0	0.0	26	1/8	54.2
0	0.0	0	0.0	0	0/0	39.6
31	6.9	23	5.1	74t	29/234	83.8
23	4.5	25	4.9	60	56/496	62.0



1979 (9-7) 1st, NFC West - Ray Malavasi



Date	W/L	Score	Opponent	Attend.
9/2	L	17-24	Oakland	(59,000)
9/6	W	13-9	at Denver	(74,884)
9/16	W	27-24	San Francisco	(44,303)
9/23	L	6-21	at Tampa Bay	(69,497)
9/30	W	21-0	St. Louis	(48,160)
10/7	W	35-17	at New Orleans	(68,986)
10/14	L	6-30	at Dallas	(64,462)
10/21	L	16-40	San Diego	(64,245)
10/28	L	14-20	New York Giants	(43,376)
11/4	W	24-0	at Seattle	(62,048)
11/11	L	23-27	at Chicago	(51,483)
11/19	W	20-14	Atlanta	(54,097)
11/25	W	26-20	at San Francisco	(49,282)
12/2	W	27-21	Minnesota (OT)	(56,700)
12/9	W	34-13	at Atlanta	(49,236)
12/16	L	14-29	New Orleans	(53,879)
12/30	W	21-19	at Dallas*	(64,792)
1/6/1980	W	9-0	at Tampa Bay^	(72,033)
1/20/1980	L	19-31	Pittsburgh (SB XIV)^A	(103,985)

Total Attendance (1,154,448)
 * Denotes NFC Divisional game
 ^ Denotes NFC Championship
 ^^ Denotes Super Bowl XIV in Pasadena, Calif.

	Rams	OPP
First Downs	299	266
Rushing	134	115
Passing	138	133
Penalty	27	18
3rd Down Efficiency	91-256-35.5%	85-251-33.9
Total Net Yards	5,133	4,553
Avg./Game	320.8	284.6
Total Plays	1,087	1,054
Avg./Play	4.7	4.3
Net Yards Rushing	2,460	1,997
Avg./Game	153.8	124.8
Total Rushes	592	548
Net Yards Passing	2,673	2,556
Avg./Game	167.1	159.8
Sacked-Yds. Lost	39-359	52-451
Gross Yards	3,032	3,007
Att-Comp-Int	456-242-29	454-220-25
Comp. %	53.1	48.5
Punts/Avg.	95-39.3	108-40.3
Net Avg.	33.6	35.0
Penalties/Yards	98-743	105-993
Fumbles/ Ball Lost	38-20	38-16
Touchdowns	41	38
Rushing	16	13
Passing	19	24
Returns	6	1

Score by Periods	1	2	3	4	OT	T
Rams	80	131	47	59	6	323
Opponents	47	98	81	83	0	309

Scoring	TD	Ru	Pa	Rt	PAT	FG	S	Pts.
Frank Corral	0	0	0	0	36-39	13-25	0	75
Wendell Tyler	10	9	1	0	0-0	0-0	0	60
Cullen Bryant	5	5	0	0	0-0	0-0	0	30
Preston Dennard	4	0	4	0	0-0	0-0	0	24
Terry Nelson	3	0	3	0	0-0	0-0	0	18
Billy Waddy	3	0	3	0	0-0	0-0	0	18
Eddie Hill	2	1	1	0	0-0	0-0	0	12
Ron Jessie	2	0	2	0	0-0	0-0	0	12
Charlie Young	2	0	2	0	0-0	0-0	0	12
Jim Youngblood	2	0	0	2	0-0	0-0	0	12
Nolan Cromwell	1	0	0	0	0-0	0-0	0	6
Joe Harris	1	0	0	1	0-0	0-0	0	6
Drew Hill	1	0	1	0	0-0	0-0	0	6
Jim Jodat	1	0	0	1	0-0	0-0	0	6
Sid Justin	1	0	0	1	0-0	0-0	0	6
Williw Miller	1	0	1	0	0-0	0-0	0	6
Jack Reynolds	1	0	0	1	0-0	0-0	0	6
Ron Smith	1	0	1	0	0-0	0-0	0	6
Team	0	0	0	0	0-1	0-0	1	2
Rams	41	16	19	6	36-40	13-25	1	323
Opponents	38	13	24	1	35-38	14-21	2	309

Usual Starters

WR	Preston Dennard (11)	DT	Jack Youngblood (16)
LT	Doug France (13)	DT	Larry Brooks (16)
LG	Kent Hill (9)	DT	Mike Fanning (16)
C	Rich Saul (16)	DE	Fred Dryer (16)
RG	Dennis Harrah (12)	LLB	Jim Youngblood (16)
RT	Jackie Slater (16)	MLB	Jack Reynolds (16)
TE	Terry Nelson (16)	RLB	Bob Budzinski (16)
WR	Billy Waddy (6)	CB	Dwayne O'Steen (12)
QB	Pat Haden (10)	CB	Rod Perry (7)
FB	Cullen Bryant (16)		Pat Thomas (7)
RB	Wenell Tyler (12)	SS	Dave Elmendorf (16)
		FS	Nolan Cromwell (16)

Passing	Att.	Comp.	Yards	Pct.	Yards/Att.
Pat Haden	290	163	1,854	56.2	6.39
Vince Ferragamo	110	53	778	48.2	7.07
Jeff Rutledge	32	13	125	40.6	3.91
Bob Lee	22	11	243	50.0	11.05
Ken Clark	2	2	32	100.0	16.00
Rams	456	242	3,032	53.1	5.40
Opponents	454	220	3,007	48.5	5.05

Rushing	No.	Yards	Avg.	Long	TD
Wendell Tyler	218	1,109	5.1	63t	9
Cullen Bryant	177	619	3.5	15	5
Lawrence McCutcheon	73	243	3.3	21	0
Elvis Peacock	52	224	4.3	15	0
Eddie Hill	29	114	3.9	27	1
Pat Haden	16	97	6.1	17	0
Preston Dennard	4	32	8.0	15	0
Jeff Rutledge	5	27	5.4	14	0
Jim Jodat	6	6	1.0	4	0
Nolan Cromwell	1	5	5.0	5	1
Willie Miller	1	4	4.0	4	0
Ken Clark	1	3	3.0	3	0
Vince Ferragamo	3	-2	-0.7	2	0
Bob Lee	4	-5	-1.3	0	0
Terry Nelson	2	-16	-8.0	-6	0
Rams	592	2,460	4.2	63t	16
Opponents	548	1,997	3.6	27	13

Receiving	No.	Yards	Avg.	Long	TD
Preston Dennard	43	766	17.8	50	4
Wendell Tyler	32	308	9.6	71t	1
Cullen Bryant	31	227	7.3	24	0
Terry Nelson	25	293	11.7	26	3
Elvis Peacock	21	261	12.4	49	0
Lawrence McCutcheon	19	101	5.3	11	0
Ron Smith	16	300	18.8	38	1
Billy Waddy	14	220	15.7	40t	3
Charlie Young	13	144	11.1	23	2
Ron Jessie	11	169	15.4	39t	2
Willie Miller	8	111	13.9	23	1
Drew Hill	4	94	23.5	43	1
Eddie Hill	4	36	9.0	21t	1
George Andrews	1	2	2.0	2	0
Rams	242	3,032	12.5	71t	19
Opponents	220	3,007	13.7	68t	24

Interceptions	No.	Yards	Avg.	Long	TD
Nolan Cromwell	5	109	21.8	34	0
Jim Youngblood	5	89	17.8	34t	2
Dwayne O'Steen	4	42	10.5	36	0
Dave Elmendorf	3	39	13.0	32	0
Eddie Brown	3	32	10.7	25	0
Pat Thomas	3	5	1.7	5	0
Bob Brudzinski	1	26	26.0	26	0
Sid Justin	1	13	13.0	13	0
Rams	25	355	14.2	36	2
Opponents	29	387	13.3	50	0

Punting	No.	Yards	Avg.	TB	In20	Long	Bik.
Ken Clark	93	3,731	40.1	7	17	60	2
Rams	95	3,731	39.3	7	17	60	2
Opponents	108	4,347	40.3	11	20	73	2

Punt Returns	No.	FC	Yards	Avg.	Long	TD
Eddie Brown	56	19	332	5.9	30	0
Drew Hill	1	0	0	0.0	0	0
Sid Justin	1	0	-2	-2.0	-2	0
Rams	58	19	330	5.7	30	0
Opponents	59	6	405	6.9	18	0

Kickoff Returns	No.	Yards	Avg.	Long	TD
Drew Hill	40	803	20.1	39	0
Eddie Hill	15	305	20.3	43	0
Eddie Brown	5	103	20.6	28	0
Elvis Peacock	3	46	15.3	18	0
Jim Jodat	2	19	9.5	19	0
Wendell Tyler	1	16	16.0	16	0
Rams	66	1,292	19.6	55	0
Opponents	58	1,303	22.5	70	0

Field Goals	1-19	20-29	30-39	40-49	50+
Frank Corral	1-1	5-5	2-6	5-12	0-1
RAMS	1-1	5-5	2-6	5-12	0-1
Opponents	1-1	1-2	10-12	2-5	0-1

Frank Corral (46) (30, 34, 40M) (49, 43) (47M, 47M) (52M, 38M) () (42, 41) (42) (33) (40M, 23) (27, 47M) () (23, 24, 39M) (39) (45M, 18, 24) ()

Opponents (38) () (32) (32B) (31M) (32) (32) (37, 31) (49, 71M, 31) () (38, 35) () (24M, 43, 19) (46, 43B) () (49M, 35, 24)

TD	TD%	Int.	Int%	Long	Sack/Lost	Rating
11	3.8	14	4.8	50	21/178	68.2
5	4.5	10	9.1	71t	11/115	48.8
1	3.1	4	12.5	22	3/27	23.0
2	9.1	1	4.5	41t	4/39	101.4
0	0.0	0	0.0	30	0/0	118.8
19	4.2	29	6.4	71t	39/359	61.4
24	5.3	25	5.5	68t	52/451	64.7



1978 (12-4) 1st, NFC West - Ray Malavasi



Date	W/L	Score	Opponent	Attend.
9/3	W	16-14	at Philadelphia	(64,721)
9/10	W	10-0	Atlanta	(46,201)
9/17	W	27-14	Dallas	(65,749)
9/24	W	10-6	at Houston	(45,749)
10/1	W	26-20	at New Orleans	(61,654)
10/8	W	27-10	San Francisco	(59,337)
10/15	W	34-17	at Minnesota	(46,551)
10/22	L	3-10	New Orleans	(47,574)
10/30	L	7-15	at Atlanta	(57,250)
11/5	W	26-23	Tampa Bay	(55,182)
11/12	W	10-7	Pittsburgh	(63,089)
11/19	W	31-28	at San Francisco	(45,022)
11/26	L	19-30	at Cleveland	(55,158)
12/3	W	20-17	at New York Giants	(62,629)
12/11	L	19-20	Cincinnati	(47,471)
12/17	W	31-14	Green Bay	(42,500)
12/31	W	34-10	Minnesota*	(69,631)
1/7/1979	L	0-28	Dallas^	(67,470)
Total Attendance				(1,002,938)

* Denotes NFC Divisional game
^ Denotes NFC Championship

	Rams	OPP
First Downs	301	229
Rushing	128	89
Passing	148	113
Penalty	25	27
3rd Down Efficiency	92-245-37.6%	80-236-33.9%
Total Net Yards	5,182	3,893
Avg./Game	323.9	243.3
Total Plays	1,109	951
Avg./Play	4.7	4.1
Net Yards Rushing	2,308	1,845
Avg./Game	144.3	115.3
Total Rushes	609	505
Net Yards Passing	2,874	2,048
Avg./Game	179.6	128.0
Sacked-Yds. Lost	34-235	47-401
Gross Yards	3,109	2,449
Att-Comp-Int	466-236-22	399-188-28
Comp. %	50.6	47.1
Punts/Avg.	85-36.1	104-38.0
Net Avg.	32.3	30.2
Penalties/Yards	133-1169	100-755
Fumbles/ Ball Lost	39-22	33-15
Touchdowns	33	28
Rushing	12	11
Passing	13	15
Returns	8	2

Score by Periods	1	2	3	4	T
Rams	66	100	37	113	316
Opponents	20	70	57	98	245

Scoring	TD	Ru	Pa	Rt	PAT	FG	S	Pts.
Frank Corral	0	0	0	0	31-33	29-43	0	118
Cullen Bryant	7	7	0	0	0-0	0-0	0	42
Willie Miller	5	0	5	0	0-0	0-0	0	30
John Cappelletti	4	3	1	0	0-0	0-0	0	24
Ron Jessie	4	0	4	0	0-0	0-0	0	24
Rod Perry	3	0	0	3	0-0	0-0	0	18
Nolan Cromwell	2	1	0	1	0-0	0-0	0	12
Lawrence McCutcheon	2	0	2	0	0-0	0-0	0	12
Billy Waddy	1	0	1	0	0-0	0-0	0	6
Dwight Scales	1	0	0	1	0-0	0-0	0	6
Terry Nelson	1	1	0	0	0-0	0-0	0	6
Bob Brudzinski	1	0	0	1	0-0	0-0	0	6
Isiah Robertson	1	0	0	1	0-0	0-0	0	6
Pat Thomas	1	0	0	1	0-0	0-0	0	6
Rams	33	12	13	8	31-33	29-43	0	316
Opponents	28	11	15	2	26-28	17-26	0	245

Usual Starters

WR	Ron Jessie (16)	DE	Jack Youngblood (16)
LT	Doug France (16)	DT	Larry Brooks (14)
LG	Tom Mack (16)	DT	Cody Jones (16)
C	Rich Saul (15)	DE	Fred Dryer (16)
RG	Dennis Harrah (15)	LLB	Jim Youngblood (16)
RT	John Williams (16)	MLB	Jack Reynolds (16)
TE	Terry Nelson (13)	RLB	Bob Budzinski (10)t
WR	Willie Miller (14)	CB	Pat Thomas (12)
QB	Pat Haden (16)	CB	Rod Perry (16)
FB	Cullen Bryant (9)	SS	Dave Elmendorf (16)
	John Cappelletti (14)	FS	Bill Simpson (16)

Rushing	No.	Yards	Avg.	Long	TD
Cullen Bryant	178	658	3.7	26	7
John Cappelletti	174	604	3.5	26	3
Lawrence McCutcheon	118	420	3.6	18	0
Pat Haden	33	206	6.2	24	0
Jim Jodat	26	100	3.8	18	0
Rod Phillips	28	81	2.9	11	0
Terry Nelson	6	67	11.2	17	1
Jerry Latin	18	64	3.6	11	0
Wendell Tyler	14	45	3.2	18	0
Billy Waddy	5	31	6.2	11	0
Nolan Cromwell	1	16	16.0	16t	1
Vince Ferragamo	2	10	5.0	12	0
Anthony Davis	3	7	2.3	4	0
Charlie Young	2	6	3.0	5	0
Willie Miller	1	-7	-7.0	-7	0
Rams	609	2,308	3.8	26	12
Opponents	505	1,845	3.7	57t	11

Receiving	No.	Yards	Avg.	Long	TD
Willie Miller	50	767	15.3	52	5
Ron Jessie	49	752	15.3	47t	4
John Cappelletti	41	382	9.3	37	1
Terry Nelson	23	344	15.0	52	0
Charlie Young	18	213	11.8	19	0
Billy Waddy	14	258	18.4	68t	1
Lawrence McCutcheon	12	76	6.3	33	2
Cullen Bryant	8	76	9.5	37	0
Rod Phillips	7	48	6.9	16	0
Dwight Scales	5	105	21.0	38	0
Preston Dennard	3	35	11.7	15	0
Jim Jodat	3	21	7.0	10	0
Wendell Tyler	2	17	8.5	16	0
Ron Smith	1	15	15.0	15	0
Rams	236	3,109	12.2	68t	13
Opponents	188	2,449	13.0	66	15

Interceptions	No.	Yards	Avg.	Long	TD
Rod Perry	8	117	14.6	44t	3
Pat Thomas	8	96	12.0	33t	1
Bill Simpson	5	82	16.4	28	0
Dave Elmendorf	3	20	6.7	12	0
Jim Youngblood	2	50	25.0	36	0
Bob Brudzinski	1	31	31.0	31t	1
Nolan Cromwell	1	31	31.0	31	0
Rams	28	427	15.3	44t	5
Opponents	22	269	12.2	44	0

Punting	No.	Yards	Avg.	TB	In20	Long	Bik.
Glen Walker	83	3,069	37.0	5	26	61	2
Rams	83	3,069	36.1	5	26	61	2
Opponents	104	3,956	38.0	5	15	58	2

Punt Returns	No.	FC	Yards	Avg.	Long	TD
Jackie Wallace	52	5	618	11.9	58	0
Eddie Brown	1	0	13	13.0	13	0
Cullen Bryant	3	0	27	9.0	21	0
Nolan Cromwell	1	2	8	8.0	8	0
Billy Waddy	10	0	45	4.5	12	0
Rams	67	7	711	10.6	58	0
Opponents	38	19	223	5.9	57t	1

Kickoff Returns	No.	Yards	Avg.	Long	TD
Jerry Latin	22	467	21.2	41	0
Jim Jodat	22	447	20.3	35	0
Larry Marshall	2	50	25.0	38	0
Rod Phillips	3	52	17.3	24	0
Wendell Tyler	2	31	15.5	21	0
Doug Smith	1	8	8.0	8	0
Rams	52	1,055	20.3	41	0
Opponents	64	1,335	20.9	89t	1

Field Goals	1-19	20-29	30-39	40-49	50+
Frank Corral	2-2	13-15	8-12	6-13	0-1
Rams	2-2	13-15	8-12	6-13	0-1
Opponents	0-0	7-8	7-13	3-4	0-1

Frank Corral (29, 47, 46, 48M) (19) (47M) (25, 29B) (51M, 49M, 34, 39) (47, 45M, 38) (31, 40, 38M) (20, 38B) (49M, 43M) (29, 27, 32, 27) (25M, 37) (24, 31M) (25, 46, 26B, 27, 48) (27, 44M, 35) (37, 30, 29, 17) (24)

Opponents (37B) () (49M) (32, 20) (26M) (25) (38) (32) (21, 37, 30, 26, 37) (42, 31M, 25, 30) (31M, 53M) (39M, 35M) (41) (27) (24, 37B, 42) ()

Passing	Att.	Comp.	Yards	Pct.	Yards/Att.	TD	TD%	Int.	Int%	Long	Sack/Lost	Rating
Pat Haden	444	229	2,995	51.6	6.75	13	2.9	19	4.3	68t	32/216	65.0
Vince Ferragamo	20	7	114	35.0	5.70	0	0.0	2	10.0	28	2/19	15.4
Lawrence McCutcheon	1	0	0	0.0	0.00	0	0.0	0	0.0	0	0/0	39.6
Glen Walker	1	0	0	0.0	0.00	0	0.0	1	100.0	0	0/0	0.0
Rams	466	236	3,109	50.6	5.75	13	2.8	22	4.9	68t	34/235	61.8
Opponents	399	188	2,449	47.1	5.13	15	3.8	28	7.1	66	47/401	50.2



1977 (10-4) 1st, NFC West - Chuck Knox



Date	W/L	Score	Opponent	Attend.
9/18	L	6-17	at Atlanta	(55,649)
9/25	W	20-0	Philadelphia	(46,031)
10/2	W	34-14	San Francisco	(55,466)
10/10	L	23-24	at Chicago	(51,412)
10/16	W	14-7	New Orleans	(46,045)
10/24	W	35-3	Minnesota	(62,414)
10/30	L	26-27	at New Orleans	(59,023)
11/6	W	31-0	Tampa Bay	(45,493)
11/13	W	24-6	at Green Bay	(52,948)
11/20	W	23-10	at San Francisco	(56,779)
11/27	W	9-0	at Cleveland	(70,352)
12/4	W	20-14	Oakland	(67,075)
12/11	W	23-7	Atlanta	(52,574)
12/17	L	14-17	at Washington	(54,208)
12/26	L	7-14	Minnesota*	(62,538)

Total Attendance
* Denotes NFC Divisional game

	Rams	OPP
First Downs	270	203
Rushing	139	90
Passing	112	94
Penalty	19	19
3rd Down Efficiency	100-228-43.9%	59-200-29.5%
Total Net Yards	4,591	3,575
Avg./Game	327.9	255.4
Total Plays	985	868
Avg./Play	4.7	4.1
Net Yards Rushing	2,575	1,698
Avg./Game	183.9	121.3
Total Rushes	621	462
Net Yards Passing	2,016	1,877
Avg./Game	144.0	134.1
Sacked-Yds. Lost	25-237	36-359
Gross Yards	2,253	2,236
Att-Comp-Int	339-182-11	370-180-25
Comp. %	53.7	48.6
Punts/Avg.	73-35.2	89-38.7
Net Avg.	31.4	33.2
Penalties/Yards	89-869	94-825
Fumbles/ Ball Lost	32-17	26-16
Touchdowns	36	18
Rushing	19	7
Passing	16	11
Returns	1	0

Score by Periods	1	2	3	4	T
Rams	68	102	41	91	302
Opponents	34	45	30	37	146

Scoring	TD	Ru	Pa	Rt	PAT	FG	S	Pts.
Rafael Septien	0	0	0	0	32-35	18-30	0	86
Lawrence McCutcheon	9	7	2	0	0-0	0-0	0	54
John Cappelletti	6	5	1	0	0-0	0-0	0	36
Harold Jackson	6	0	6	0	0-0	0-0	0	36
Wendell Tyler	3	3	0	0	0-0	0-0	0	18
Terry Nelson	3	0	3	0	0-0	0-0	0	18
Pat Haden	2	2	0	0	0-0	0-0	0	12
Jim Jodat	2	1	1	0	0-0	0-0	0	12
Rod Phillips	1	1	0	0	0-0	0-0	0	6
Dwight Scales	1	0	1	0	0-0	0-0	0	6
Charle Young	1	0	1	0	0-0	0-0	0	6
Jim Youngblood	1	0	0	1	0-0	0-0	0	6
Billy Waddy	1	0	1	0	0-0	0-0	0	6
Bad Snap	0	0	0	0	0-1	0-0	0	0
Rams	36	19	16	1	32-36	18-30	0	302
Opponents	18	7	11	0	17-18	7-18	0	146

Usual Starters

WR	Harold Jackson (14)	DE	Jack Youngblood (14)
LT	Doug France (13)	DT	Larry Brooks (14)
LG	Tom Mack (14)	DT	Cody Jones (14)
C	Rich Saul (14)	DE	Fred Dryer (14)
RG	Dennis Harrah (8)	LLB	Jim Youngblood (14)
RT	John Williams (14)	MLB	Jack Reynolds (6)
TE	Terry Nelson (14)	RLB	Isaiah Robertson (14)
WR	Billy Waddy (11)	CB	Pat Thomas (12)
QB	Pat Haden (10)	CB	Monte Jackson (14)
FB	John Cappelletti (14)	SS	Dave Elmendorf (14)
RB	Lawrence McCutcheon (14)	FS	Bill Simpson (14)

Passing	Att.	Comp.	Yards	Pct.	Yards/Att.
Pat Haden	216	122	1,551	56.5	7.18
Joe Namath	107	50	606	46.7	5.66
Vince Ferragamo	15	9	83	60.0	5.53
Glen Walker	1	1	13	100.0	13.00
Rams	339	182	2,253	53.7	5.54
Opponents	370	180	2,236	48.6	4.62

Rushing	No.	Yards	Avg.	Long	TD
Lawrence McCutcheon	294	1,238	4.2	48	7
John Cappelletti	178	598	3.4	15	5
Wendell Tyler	61	317	5.2	44t	3
Rod Phillips	37	183	4.9	25	1
Pat Haden	29	106	3.7	23	2
Cullen Bryant	6	42	7.0	24	0
Billy Waddy	2	34	17.0	30	0
Terry Nelson	3	31	10.3	18	0
Jim Jodat	5	15	3.0	5	1
Harold Jackson	1	6	6.0	6	0
Joe Namath	4	5	1.3	7	0
Vince Ferragamo	1	0	0.0	0	0
Rams	621	2,575	4.1	48	19
Opponents	462	1,698	3.7	51	7

Receiving	No.	Yards	Avg.	Long	TD
Harold Jackson	48	666	13.9	58	6
Terry Nelson	31	401	12.9	46	3
John Cappelletti	28	228	8.1	25t	1
Lawrence McCutcheon	25	274	11.0	30	2
Billy Waddy	23	355	15.4	42	1
Ron Jessie	9	139	15.4	21	0
Dwight Scales	5	104	20.8	32	1
Charle Young	5	35	7.0	17	1
Cullen Bryant	4	28	7.0	14	0
Jackie Wallace	1	13	13.0	13	0
Rod Phillips	1	5	5.0	5	0
Wendell Tyler	1	3	3.0	3	0
Jim Jodat	1	2	2.0	2t	1
Rams	182	2,253	12.4	58	16
Opponents	180	2,236	12.4	73t	11

Interceptions	No.	Yards	Avg.	Long	TD
Bill Simpson	6	157	26.2	42	0
Pat Thomas	5	97	19.4	30	0
Monte Jackson	5	73	14.6	33	0
Dave Elmendorf	2	51	25.5	27	0
Jim Youngblood	2	27	13.5	25t	1
Bob Brudzinski	2	24	12.0	23	0
Jackie Wallace	1	23	23.0	23	0
Isaiah Robertson	1	20	20.0	20	0
Rod Perry	1	0	0.0	0	0
Rams	25	472	18.9	42	1
Opponents	11	136	12.4	43	0

Punting	No.	Yards	Avg.	TB	In20	Long	Bik.
Glen Walker	73	2,568	35.2	8	11	56	0
Rams	73	2,568	35.2	8	11	56	0
Opponents	88	3,440	38.7	8	15	68	0

Punt Returns	No.	FC	Yards	Avg.	Long	TD
Cullen Bryant	20	1	141	7.1	26	0
Billy Waddy	31	5	219	7.1	48	0
Rams	51	6	360	7.1	48	0
Opponents	29	15	116	4.0	12	0

Kickoff Returns	No.	Yards	Avg.	Long	TD
Wendell Tyler	24	523	21.8	37	0
Jim Jodat	5	129	25.8	38	0
Cullen Bryant	2	35	17.5	26	0
Rod Phillips	1	10	10.0	10	0
Carl Ekern	1	8	8.0	8	0
Rams	33	705	21.4	38	0
Opponents	53	1,156	21.8	36	0

Field Goals	1-19	20-29	30-39	40-49	50+
Rafael Septien	1-1	10-11	5-6	2-10	0-2
Rams	1-1	10-11	5-6	2-10	0-2
Opponents	0-0	1-2	4-7	2-8	0-1

Rafael Septien () (20, 23, 46M) (33, 36M, 24) (22, 29, 43M, 24) (29M) () (36, 27, 52M) (31, 41M) (48M, 32, 41M) (45, 25, 20, 46M) (18) (46M, 21, 44) (36) (51M, 40M)

Opponents (33, 42M) () (24M) (33, 47M) (44M) (42) (23, 31, 50M, 42M) () (39) (37M) () (39B) (36M, 46M) (45M)

TD	TD%	Int.	Int%	Long	Sack/Lost	Rating
11	5.1	6	2.8	58	17/151	84.4
3	2.8	5	4.7	42	7/76	54.3
2	13.3	0	0.0	17	1/10	114.7
0	0.0	0	0.0	13	0/0	118.8
16	4.7	11	3.2	58	25/237	76.7
11	3.2	25	7.2	73	36/359	49.6



1976 (10-3-1) 1st, NFC West - Chuck Knox



Date	W/L	Score	Opponent	Attend.
9/12	W	30-14	at Atlanta	(53,607)
9/19	T	10-10	at Minnesota (OT)	(47,310)
9/26	W	24-10	New York Giants	(60,698)
10/3	W	31-28	at Miami	(60,753)
10/11	L	0-16	San Francisco	(80,532)
10/17	W	20-12	Chicago	(71,751)
10/24	W	16-10	at New Orleans	(51,984)
10/31	W	45-6	Seattle	(52,035)
11/8	L	12-20	at Cincinnati	(52,480)
11/14	L	28-30	St. Louis	(64,698)
11/21	W	23-3	at San Francisco	(58,573)
11/28	W	33-14	New Orleans	(54,906)
12/4	W	59-0	Atlanta	(57,366)
12/11	W	20-17	at Detroit	(73,155)
12/19	W	14-12	at Dallas*	(62,436)
12/26	L	13-24	at Minnesota^	(47,191)

Total Attendance

* Denotes NFC Divisional game

^ Denotes NFC Championship game

	Rams	OPP
First Downs	265	213
Rushing	143	79
Passing	111	118
Penalty	11	16
3rd Down Eff.	100-223-44.8%	66-204-32.4%
Total Net Yards	4,869	3,656
Avg./Game	347.8	261.1
Total Plays	960	871
Avg./Play	5.1	4.2
Net Yards Rushing	2,528	1,564
Avg./Game	180.6	111.7
Total Rushes	613	429
Net Yards Passing	2,341	2,092
Avg./Game	167.2	149.4
Sacked-Yds. Lost	32-288	45-395
Gross Yards	2,629	2,487
Att-Comp-Int	315-171-15	397-199-32
Comp. %	54.3	50.1
Punts/Avg.	79-38.1	95-41.2
Net Avg.	33.0	33.9
Penalties/Yards	83-764	82-747
Fumbles/ Ball Lost	29-21	31-16
Touchdowns	44	22
Rushing	23	11
Passing	17	11
Returns	4	0

Score by Periods	1	2	3	4	OT	T
Rams	62	81	79	129	0	351
Opponents	37	38	81	34	0	190

Scoring	TD	Ru	Pa	Rt	PAT	FG	S	Pts.
Tom Dempsey	0	0	0	0	36-44	17-26	0	87
Lawrence McCutcheon	11	9	2	0	0-0	0-0	0	66
Ron Jessie	6	0	6	0	0-0	0-0	0	36
Harold Jackson	5	0	5	0	0-0	0-0	0	30
Pat Haden	4	4	0	0	0-0	0-0	0	24
Monte Jackson	3	0	0	3	0-0	0-0	0	18
Cullen Bryant	3	2	0	1	0-0	0-0	0	18
James Harris	2	2	0	0	0-0	0-0	0	12
John Cappelletti	2	1	1	0	0-0	0-0	0	12
Jim Bertelsen	2	2	0	0	0-0	0-0	0	12
Tom Geredine	1	0	1	0	0-0	0-0	0	6
Ron Jaworski	1	1	0	0	0-0	0-0	0	6
Bob Klein	1	0	1	0	0-0	0-0	0	6
Rod Phillips	1	1	0	0	0-0	0-0	0	6
Dwight Scales	1	0	1	0	0-0	0-0	0	6
Rob Scribner	1	1	0	0	0-0	0-0	0	6
Rams	44	23	17	4	36-44	17-26	0	351
Opponents	22	11	11	0	20-22	12-20	0	190

Usual Starters

WR	Harold Jackson (14)	DE	Jack Youngblood (14)
LT	Doug France (14)	DT	Larry Brooks (14)
LG	Tom Mack (14)	DT	Merlin Olsen (14)
C	Rich Saul (14)	DE	Fred Dryer (14)
RG	Dennis Harrah (14)	LLB	Jim Youngblood (11)
RT	John Williams (14)	MLB	Jack Reynolds (14)
TE	Rob Klein (11)	RLB	Isaiah Robertson (14)
WR	Ron Jessie (14)	CB	Rod Perry (14)
QB	James Harris (13)	CB	Monte Jackson (14)
FB	John Cappelletti (14)	SS	Dave Elmendorf (14)
RB	Lawrence McCutcheon (14)	FS	Bill Simpson (14)

Rushing	No.	Yards	Avg.	Long	TD
Lawrence McCutcheon	291	1,168	4.0	40	9
John Cappelletti	177	688	3.9	38	1
Rod Phillips	34	206	6.1	33	1
Jim Bertelsen	42	155	3.7	18	2
Pat Haden	25	84	3.4	16	4
James Harris	12	76	6.3	20	2
Cullen Bryant	21	64	3.0	12	2
Ron Jessie	4	37	9.3	22	0
Harold Jackson	1	15	15.0	15	0
Ron Jaworski	2	15	7.5	14	1
Rob Scribner	2	12	6.0	11	1
Tom Geredine	1	8	8.0	8	0
Steve Preece	1	0	0.0	0	0
Rams	613	2,528	4.1	40	23
Opponents	429	1,564	3.6	60	11

Receiving	No.	Yards	Avg.	Long	TD
Harold Jackson	39	751	19.3	65	5
Ron Jessie	34	779	22.9	58	6
John Cappelletti	30	302	10.1	32	1
Lawrence McCutcheon	28	305	10.9	42	2
Bob Klein	20	229	11.5	26	1
Jim Bertelsen	6	33	5.5	10	0
Terry Nelson	4	48	12.0	16	0
Rod Phillips	4	23	5.8	15	0
Dwight Scales	3	105	35.0	80	1
Cullen Bryant	2	28	14.0	25	0
Tom Geredine	1	23	23.0	23	1
Dennis Harrah	0	3	0.0	0	0
Rams	171	2,629	15.4	80	17
Opponents	199	2,487	12.5	57	11

Interceptions	No.	Yards	Avg.	Long	TD
Monte Jackson	10	173	17.3	46	3
Rod Perry	8	79	9.9	43	0
Bill Simpson	4	62	15.5	30	0
Isaiah Robertson	4	28	7.0	14	0
Jim Youngblood	2	28	14.0	26	0
Dave Elmendorf	2	0	0.0	0	0
Steve Preece	1	6	6.0	6	0
Rick Kay	1	0	0.0	0	0
Rams	32	376	11.8	46	3
Opponents	15	211	14.1	42	0

Punting	No.	Yards	Avg.	TB	In20	Long	Blk.
Rusty Jackson	77	3,006	39.0	6	16	61	0
Rams	79	3,006	38.1	6	16	61	2
Opponents	95	3,918	41.2	11	16	68	0

Punt Returns	No.	FC	Yards	Avg.	Long	TD
Cullen Bryant	29	2	321	11.1	25	0
Dwight Scales	4	0	46	11.5	21	0
Rob Scribner	8	1	54	6.8	20	0
Jim Bertelsen	10	0	55	5.5	19	0
Freeman Johns	1	0	0	0.0	0	0
Rams	52	3	476	9.2	25	0
Opponents	39	17	281	7.2	34	0

Kickoff Returns	No.	Yards	Avg.	Long	TD
Cullen Bryant	16	459	28.7	90	1
Freeman Johns	2	56	28.0	34	0
Tom Geredine	9	181	20.1	27	0
Pat Thomas	7	140	20.0	30	0
Dwight Scales	7	136	19.4	27	0
Rob Scribner	3	53	18.0	22	0
Terry Nelson	0	1	0.0	0	0
Rams	44	1,027	23.3	90	1
Opponents	70	1,383	19.8	84	0

Field Goals	1-19	20-29	30-39	40-49	50+
Tom Dempsey	2-2	5-8	4-5	6-10	0-1
Rams	2-2	5-8	4-5	6-10	0-1
Opponents	3-3	3-3	2-3	4-8	0-3

Tom Dempsey (25) (48M, 42, 20M) (44) (49B, 22B, 29M, 19) (47M) (44, 52M, 37) (49) (20) (19, 23) () (42) (33, 25) (42, 29) (35, 32, 27M, 42M)

Opponents () (33, 41M, 35M) (22) (42M) (18) (42, 50M, 48M, 42M) (22) (43, 41) (50M) (40, 32, 25) (19, 50M) () () (19)

Passing	Att.	Comp.	Yards	Pct.	Yards/Att.	TD	TD%	Int.	Int%	Long	Sack/Lost	Rating
Pat Haden	105	60	896	57.1	8.53	8	7.6	4	3.8	65	13/86	94.7
James Harris	158	91	1,460	57.6	9.24	8	5.1	6	3.8	80	14/151	89.8
Ron Jaworski	52	20	273	38.5	5.25	1	1.9	5	9.6	42	5/51	22.8
Rams	315	171	2,629	54.3	6.75	17	5.4	15	4.8	80	32/288	80.1
Opponents	397	199	2,487	50.1	4.73	11	2.8	32	8.1	57	45/395	45.6



1975 (12-2) 1st, NFC West - Chuck Knox



Date	W/L	Score	Opponent	Attend.
9/21	L	7-18	at Dallas	(49,091)
9/28	W	23-14	at San Francisco	(57,379)
10/5	W	24-13	Baltimore	(60,011)
10/12	W	13-10	at San Diego (OT)	(38,482)
10/19	W	22-7	Atlanta	(60,581)
10/26	W	38-14	New Orleans	(54,723)
11/3	W	42-3	at Philadelphia	(64,601)
11/9	L	23-24	San Francisco	(74,064)
11/16	W	16-7	at Atlanta	(44,595)
11/23	W	28-10	Chicago	(58,690)
11/27	W	20-0	at Detroit	(69,552)
12/7	W	14-7	at New Orleans	(39,958)
12/14	W	22-5	Green Bay	(59,312)
12/20	W	10-3	Pittsburgh	(69,389)
12/27	W	35-23	St. Louis*	(72,650)
1/4	L	7-37	Dallas^	(84,843)

Total Attendance
 * Denotes NFC Divisional game
 ^ Denotes NFC Championship game

	Rams	OPP
First Downs	273	204
Rushing	134	77
Passing	120	103
Penalty	19	24
3rd Down Efficiency	95-214-44.4%	74-207-35.7%
Total Net Yards	4,566	3,322
Avg./Game	326.1	237.3
Total Plays	949	853
Avg./Play	4.8	3.9
Net Yards Rushing	2,371	1,533
Avg./Game	169.4	109.5
Total Rushes	585	423
Net Yards Passing	2,195	1,789
Avg./Game	156.8	127.8
Sacked-Yds. Lost	30-255	43-337
Gross Yards	2,450	2,126
Att-Comp-Int	334-181-17	387-187-22
Comp. %	54.2	48.3
Punts/Avg.	73-39.4	89-39.7
Penalties/Yards	73-746	85-626
Fumbles/Ball Lost	26-8	31-18
Touchdowns	36	15
Rushing	18	4
Passing	14	11
Returns	4	0

Score by Periods	1	2	3	4	OT	T
Rams	65	71	71	102	3	312
Opponents	15	35	34	51	0	135

Scoring	TD	Ru	Pa	Rt	PAT	FG	S	Pts.
Tom Dempsey	0	0	0	0	31-36	21-26	0	94
Harold Jackson	7	0	7	0	0-0	0-0	0	42
John Cappelletti	6	0	0	0	0-0	0-0	0	36
Jim Bertelsen	3	3	0	0	0-0	0-0	0	18
Ron Jessie	3	0	3	0	0-0	0-0	0	18
Lawrence McCutcheon	3	2	1	0	0-0	0-0	0	18
Bob Klein	2	0	2	0	0-0	0-0	0	12
Cullen Bryant	2	2	0	0	0-0	0-0	0	12
Rob Scribner	2	2	0	0	0-0	0-0	0	12
Ron Jaworski	2	2	0	0	0-0	0-0	0	12
James Harris	1	1	0	0	0-0	0-0	0	6
Jack Snow	1	0	1	0	0-0	0-0	0	6
Monte Jackson	1	0	0	1	0-0	0-0	0	6
Isaiah Robertson	1	0	0	1	0-0	0-0	0	6
Fred Dryer	1	0	0	1	0-0	0-0	0	6
Jim Peterson	1	0	0	1	0-0	0-0	0	6
Jack Youngblood	0	0	0	0	0-0	0-0	2	2
Rams	36	18	14	4	31-36	21-26	1	312
Opponents	15	4	11	0	13-15	10-19	0	135

Usual Starters

WR	Harold Jackson (14)	DE	Jack Youngblood (14)
LT	Charlie Cowan (13)	DT	Larry Brooks (9)
LG	Tom Mack (14)	DT	Merlin Olsen (14)
C	Rich Saul (14)	DE	Fred Dryer (14)
RG	Joe Scibelli (14)	LLB	Ken Geddes (14)
RT	John Williams (14)	MLB	Jack Reynolds (14)
TE	Bob Klein (11)	RLB	Isaiah Robertson (14)
WR	Ron Jessie (14)	CB	Eddie McMillan (14)
QB	James Harris (13)	CB	Monte Jackson (9)
FB	Cullen Bryant (13)	SS	Dave Elmendorf (14)
RB	Lawrence McCutcheon (14)	FS	Bill Simpson (14)

Passing	Att.	Comp.	Yards	Pct.	Yards/Att.	TD	TD%	Int.	Int%	Long	Sack/Lost	Rating
James Harris	285	157	2,148	55.1	7.54	14	4.9	15	5.3	54	21/180	73.7
Ron Jaworski	48	24	302	50.0	6.29	0	0.0	2	4.2	25	9/75	52.5
Lawrence McCutcheon	1	0	0	0.0	0.00	0	0.0	0	0.0	0	0/0	39.6
Rams	334	181	2,450	54.2	6.03	14	4.2	17	5.1	54	30/255	70.6
Opponents	387	187	2,126	48.3	4.16	11	2.8	22	5.7	68	43/337	51.0

Rushing	No.	Yards	Avg.	Long	TD
McCutcheon	213	911	4.3	43	2
Bryant	117	467	4.0	18	2
Bertelsen	116	457	3.9	19	3
Scribner	42	216	5.1	34	2
Cappelletti	48	158	3.3	30	6
Phillips	17	69	4.1	20	0
J. Harris	18	45	2.5	15	1
Jaworski	12	33	2.8	21	2
Jessie	2	15	7.5	9	0
Rams	585	2,371	4.1	43	18
Opponents	423	1,533	3.6	38	4

Receiving	No.	Yds.	Avg.	Long	TD
H. Jackson	43	786	18.3	54	7
Jessie	41	547	13.3	34	3
McCutcheon	31	230	7.4	24	1
Bryant	20	229	11.5	31	0
Klein	16	237	14.8	44	2
Bertelsen	14	208	14.9	22	0
McGee	6	83	13.8	22	0
Snow	4	86	21.5	42	1
Scribner	2	28	14.0	25	0
Phillips	2	10	5.0	8	0
T. Nelson	1	5	5.0	5	0
Cowan	1	1	1.0	1	0
Rams	181	2,450	13.5	54	14
Opponents	187	2,126	11.4	68	11

Interceptions	No.	Yards	Avg.	Long	TD
Simpson	6	90	15.0	29	0
Robertson	4	118	29.5	76	1
Elmendorf	4	48	12.0	26	0
McMillan	3	64	21.3	31	0
M. Jackson	2	13	6.5	10	0
Dryer	1	20	20.0	20	1
Reynolds	1	15	15.0	15	0
Geddes	1	4	4.0	4	0
Rams	22	372	16.9	76	2
Opponents	17	204	12.0	37	0

Punting	No.	Yards	Avg.	Long	Blk.
Carrell	73	2,874	39.4	57	0
RAMS	73	2,874	39.4	57	0
Opponents	89	3,529	39.7	60	3

Punt Returns	No.	FC	Yards	Avg.	Long	TD
Bryant	2	0	47	23.5	40	0
Bertelsen	11	1	143	13.0	38	0
Elmendorf	15	0	125	8.3	23	0
Scribner	26	1	205	7.9	16	0
Simpson	1	0	-3	-3.0	-3	0
Rams	55	2	517	9.4	40	0
Opponents	45	5	406	9.0	39	0

Kickoff Returns	No.	Yards	Avg.	Long	TD
Scribner	1	24	24.0	24	0
McGee	17	404	23.8	46	0
Bryant	12	280	23.3	42	0
Bertelsen	1	17	17.0	17	0
Cappelletti	3	39	13.0	17	0
Rams	34	764	22.5	46	0
Opponents	64	1,347	21.0	40	0

Field Goals	1-19	20-29	30-39	40-49	50+
Tom Dempsey	2-2	7-7	7-10	4-5	1-2
Rams	2-2	7-7	7-10	4-5	1-2
Opponents	1-1	2-3	5-7	1-2	2-3

Tom Dempsey () (47, 31, 51) (27) (19, 57M, 41M, 22) (35, 25, 20) (39) () (23) (33, 42, 17) (27) () (47, 37) (40, 39, 38) (26)

Opponents (32M, 25, 28M, 39, 19, 31) (62M, 38M) () (38M, 42M, 36) () (36) (54) () (55) () () (48) (20)



1974 (10-4) 1st, NFC West - Chuck Knox



Date	W/L	Score	Opponent	Attend.
9/15	W	17-10	at Denver	(56,981)
9/22	W	24-0	New Orleans	(57,314)
9/29	L	14-20	at New England	(59,712)
10/6	W	16-13	Detroit	(56,599)
10/13	L	6-17	at Green Bay (Mil.)	(45,938)
10/20	W	37-14	San Francisco	(67,319)
10/27	W	20-13	at New York Jets	(56,110)
11/4	W	15-13	at San Francisco	(57,526)
11/10	W	21-0	Atlanta	(62,133)
11/17	L	7-20	at New Orleans	(35,727)
11/24	W	20-17	Minnesota	(84,327)
12/1	W	30-7	at Atlanta	(18,648)
12/9	L	17-23	Washington	(87,313)
12/15	W	19-14	Buffalo	(78,967)
12/22	W	19-10	Washington*	(80,118)
12/29	L	10-14	at Minnesota^	(47,404)
Total Attendance				(952,136)

* Denotes NFC Divisional game
^ Denotes NFC Championship game

	Rams	OPP
First Downs	265	186
Rushing	132	66
Passing	112	109
Penalty	21	11
3rd Down Efficiency	88-202-42.6%	65-205-31.7%
Total Net Yards	4,332	3,404
Avg./Game	309.4	243.1
Total Plays	925	806
Avg./Play	4.7	4.2
Net Yards Rushing	2,125	1,302
Avg./Game	151.8	93.0
Total Rushes	566	381
Net Yards Passing	2,207	2,102
Avg./Game	157.6	150.1
Sacked-Yds. Lost	21-161	44-363
Gross Yards	2,368	2,465
Att-Comp-Int	338-169-13	381-194-22
Comp. %	50.0	50.9
Punts/Avg.	75-36.4	95-41.2
Penalties/Yards	58-550	82-772
Fumbles/ Ball Lost	29-14	15-3
Touchdowns	35	22
Rushing	16	4
Passing	16	16
Returns	3	2

Score by Periods	1	2	3	4	T
Rams	63	65	57	78	263
Opponents	3	85	45	48	181

Scoring	TD	Ru	Pa	Rt	PAT	FG	S	Pts.
David Ray	0	0	0	0	25-31	9-16	0	52
Tony Baker	5	5	0	0	0-0	0-0	0	30
James Harris	5	5	0	0	0-0	0-0	0	30
Harold Jackson	5	0	5	0	0-0	0-0	0	30
Lawrence McCutcheon	5	3	2	0	0-0	0-0	0	30
Bob Klein	4	0	4	0	0-0	0-0	0	24
Jack Snow	3	0	3	0	0-0	0-0	0	18
Jim Bertelsen	2	2	0	0	0-0	0-0	0	12
Dave Elmendorf	2	0	0	2	0-0	0-0	0	12
Cullen Bryant	1	0	0	1	0-0	0-0	0	6
Ron Jaworski	1	1	0	0	0-0	0-0	0	6
Lance Rentzel	1	0	1	0	0-0	0-0	0	6
Rob Scribner	1	0	1	0	0-0	0-0	0	6
Mike Burke	0	0	0	0	1-3	0-0	0	1
Rams	35	16	16	3	26-35	9-16	0	263
Opponents	22	4	16	2	19-22	10-14	0	181

Usual Starters

WR	Harold Jackson (14)	DE	Jack Youngblood (14)
LT	Charlie Cowan (13)	DT	Larry Brooks (13)
LG	Tom Mack (14)	DT	Merlin Olsen (14)
C	Ken Iman (14)	DE	Fred Dryer (14)
RG	Joe Scibelli (14)	LLB	Ken Geddes (14)
RT	John Williams (14)	MLB	Jack Reynolds (14)
TE	Bob Klein (11)	RLB	Isaiah Robertson (14)
WR	Jack Snow (14)	CB	Eddie McMillan (9)
QB	James Harris (9)	CB	Charlie Stukes (13)
RB	Jim Bertelsen (13)	SS	Dave Elmendorf (14)
RB	Lawrence McCutcheon (14)	FS	Steve Preece (9)

Rushing	No.	Yards	Avg.	Long	TD
Lawrence McCutcheon	236	1,109	4.7	23	3
Jim Bertelsen	127	419	3.3	20	2
John Cappelletti	55	198	3.6	20	0
Tony Baker	53	135	2.5	13	5
James Harris	42	112	2.7	15	5
Les Josephson	11	35	3.2	8	0
Ron Jaworski	7	34	4.9	17	1
John Hadl	11	28	2.5	9	0
Rob Scribner	9	24	2.7	5	0
Cullen Bryant	10	24	2.4	7	0
Jack Snow	1	13	13.0	13	0
Harold Jackson	1	4	4.0	4	0
Terry Nelson	1	3	3.0	3	0
Steve Preece	1	-4	-4.0	-4	0
Lance Rentzel	1	-9	-9.0	-9	0
Rams	566	2,125	3.8	23	16
Opponents	381	1,302	3.4	25	4

Receiving	No.	Yards	Avg.	Long	TD
Lawrence McCutcheon	39	408	10.5	50	2
Harold Jackson	30	514	17.1	44	5
Jack Snow	24	397	16.5	44	3
Bob Klein	24	336	14.0	32	4
Jim Bertelsen	20	175	8.8	19	0
Lance Rentzel	18	396	22.0	38	1
John Cappelletti	6	35	5.8	9	0
Tony Baker	4	65	16.3	42	0
Rob Scribner	2	28	14.0	14	1
Cullen Bryant	2	14	7.0	8	0
Rams	169	2,368	14.0	50	16
Opponents	194	2,465	12.7	79	16

Interceptions	No.	Yards	Avg.	Long	TD
Dave Elmendorf	7	186	26.6	57	2
Tim Stukes	7	90	12.9	41	0
Steve Preece	3	38	12.7	17	0
Ken Geddes	2	15	7.5	15	0
Isaiah Robertson	2	11	5.5	6	0
Bill Simpson	1	0	0.0	0	0
Rams	22	340	15.5	57	2
Opponents	13	92	7.1	33	0

Punting	No.	Yards	Avg.	Long	Blk.
Mike Burke	46	1,701	37.0	51	0
Dave Chapple	29	1,028	35.4	51	1
Rams	75	2,729	36.4	51	1
Opponents	95	3,917	41.2	71	1

Punt Returns	No.	FC	Yards	Avg.	Long	TD
Jim Bertelsen	11	4	132	12.0	19	0
Cullen Bryant	17	0	171	10.1	23	0
Rob Scribner	8	1	70	8.8	23	0
Dave Elmendorf	17	0	134	7.9	18	0
Rams	53	5	507	9.6	23	0
Opponents	40	5	453	11.3	68	1

Kickoff Returns	No.	Yards	Avg.	Long	TD
Cullen Bryant	23	617	26.8	84	1
Willie McGee	12	288	24.0	35	0
Pat Curran	1	16	16.0	16	0
Cappelletti	2	17	8.5	12	0
Scribner	1	0	0.0	0	0
Ji. Youngblood	1	0	0.0	0	0
Rams	40	938	23.5	84	1
Opponents	58	1,232	21.2	43	0

Field Goals	1-19	20-29	30-39	40-49	50+
David Ray	1-1	5-6	2-5	1-4	0-0
Rams	1-1	5-6	2-5	1-4	0-0
Opponents	0-0	3-3	4-4	1-2	1-1

David Ray (19, 45M) (20) (41B) (20) () (46) (31M) (20) () (36M) () (20M, 23) (37) ()

Opponents (39) () (39, 23) () () () (46, 31, 44B) () (28, 51) (36) () (25) ()

Passing	Att.	Comp.	Yards	Pct.	Yards/Att.	TD	TD%	Int.	Int%	Long	Sack/Lost	Rating
James Harris	198	106	1,544	53.5	7.80	11	5.6	6	3.0	50	12/101	85.3
John Hadl	115	53	680	46.1	5.91	5	4.3	6	5.2	38	6/36	57.8
Ron Jaworski	24	10	144	41.7	6.00	0	0.0	1	4.2	22	3/4	44.3
Mike Burke	1	0	0	0.0	0.00	0	0.0	0	0.0	0	0/0	39.6
Rams	338	169	2,368	50.0	6.19	16	4.7	13	3.8	50	21/161	69.2
Opponents	381	194	2,465	50.9	4.96	16	4.2	22	5.8	79	44/363	61.6



1973 (12-2) 1st, NFC West - Chuck Knox



Date	W/L	Score	Opponent	Attend.
9/16	W	23-13	at Kansas City	(62,315)
9/23	W	31-0	Atlanta	(61,197)
9/30	W	40-20	at San Francisco	(57,487)
10/7	W	31-26	at Houston	(34,875)
10/14	W	37-31	Dallas	(81,428)
10/21	W	24-7	Green Bay	(80,558)
10/28	L	9-10	at Minnesota	(47,787)
11/4	L	13-15	at Atlanta	(55,837)
11/11	W	29-7	New Orleans	(70,358)
11/18	W	31-13	San Francisco	(78,358)
11/25	W	24-13	at New Orleans	(67,192)
12/2	W	26-0	at Chicago	(47,620)
12/10	W	40-6	New York Giants	(73,328)
12/16	W	30-17	Cleveland	(73,948)
12/23	L	16-27	at Dallas	(64,291)

Total Attendance
* Denotes NFC Divisional game

	Rams	OPP
First Downs	294	173
Rushing	177	71
Passing	101	87
Penalty	16	15
3rd Down Efficiency	85-205-41.5%	40-170-24.7%
Total Net Yards	4,906	2,951
Avg./Game	350.4	210.8
Total Plays	947	739
Avg./Play	5.2	4.0
Net Yards Rushing	2,925	1,270
Avg./Game	208.9	90.7
Total Rushes	659	366
Net Yards Passing	1,981	1,681
Avg./Game	141.5	120.1
Sacked-Yds. Lost	17-126	45-342
Gross Yards	2,107	2,023
Att-Comp-Int	271-144-11	328-179-20
Comp. %	53.1	54.6
Punts/Avg.	51-40.8	81-40.8
Penalties/Yards	54-606	61-566
Fumbles/Ball Lost	21-9	29-18
Touchdowns	42	17
Rushing	18	5
Passing	22	10
Returns	2	2

Score by Periods	1	2	3	4	T
Rams	70	166	71	81	388
Opponents	39	49	26	64	178

Scoring	TD	Ru	Pa	Rt	PAT	FG	S	Pts.
David Ray	0	0	0	0	40-42	30-47	0	130
Harold Jackson	13	0	13	0	0-0	0-0	0	78
Tony Baker	7	7	0	0	0-0	0-0	0	42
Jim Bertelsen	5	4	1	0	0-0	0-0	0	30
Lawrence McCutcheon	5	2	3	0	0-0	0-0	0	30
Jack Snow	2	0	2	0	0-0	0-0	0	12
Larry Smith	2	2	0	0	0-0	0-0	0	12
Les Josephson	2	2	0	0	0-0	0-0	0	12
Bob Klein	2	0	2	0	0-0	0-0	0	12
Pat Curran	1	0	1	0	0-0	0-0	0	6
Steve Preece	1	1	0	0	0-0	0-0	0	6
Cullen Bryant	1	0	0	1	0-0	0-0	0	6
Isaiah Robertson	1	0	0	1	0-0	0-0	0	6
Fred Dryer	0	0	0	0	0-0	0-0	2	4
Team	0	0	0	0	0-0	0-0	1	2
Rams	42	18	22	2	40-42	30-47	3	388
Opponents	17	5	10	2	16-17	20-27	0	178

Usual Starters

WR	Harold Jackson (14)	DE	Jack Youngblood (14)
LT	Charlie Cowan (14)	DT	Larry Brooks (14)
LG	Tom Mack (14)	DT	Merlin Olsen (14)
C	Ken Iman (14)	DE	Fred Dryer (14)
RG	Joe Scibelli (14)	LLB	Ken Geddes (14)
RT	John Williams (14)	MLB	Jack Reynolds (14)
TE	Bob Klein (14)	RLB	Isaiah Robertson (14)
WR	Jack Snow (14)	CB	Eddie McMillan (14)
QB	John Hadl (14)	CB	Charlie Stukes (14)
RB	Jim Bertelsen (14)	SS	Dave Elmendorf (14)
RB	Lawrence McCutcheon (12)	FS	Steve Preece (14)

Rushing	No.	Yards	Avg.	Long	TD
Lawrence McCutcheon	210	1,097	5.2	37	2
Jim Bertelsen	206	854	4.1	49	4
Tony Baker	85	344	4.0	17	7
Larry Smith	79	291	3.7	16	2
Les Josephson	36	174	4.8	14	2
Rob Scribner	20	109	5.5	17	0
James Harris	4	29	7.3	19	0
Dick Gordon	1	19	19.0	19	0
Steve Preece	1	11	11.0	11	1
Dave Chapple	1	0	0.0	0	0
John Hadl	14	5	0.4	6	0
Harold Jackson	2	-8	-4.0	-3	0
Rams	659	2,925	4.4	49	18
Opponents	366	1,270	3.5	25	5

Receiving	No.	Yards	Avg.	Long	TD
Harold Jackson	40	874	21.9	69	13
Lawrence McCutcheon	30	289	9.6	31	3
Bob Klein	21	277	13.2	23	2
Jim Bertelsen	19	267	14.1	44	1
Jack Snow	16	252	15.8	38	2
Larry Smith	10	65	6.5	11	0
Pat Curran	5	56	11.2	27	0
Rob Scribner	2	19	9.5	13	0
Rod Sherman	1	8	8.0	8	0
Rams	144	2,107	14.6	69	22
Opponents	179	2,023	11.3	65	10

Interceptions	No.	Yards	Avg.	Long	TD
Charlie Stukes	5	104	20.8	42	0
Eddie McMillan	4	20	5.0	15	0
Isaiah Robertson	3	57	19.0	49	1
Jack Reynolds	2	52	26.0	49	0
Steve Preece	2	25	12.5	25	0
Dave Elmendorf	1	16	16.0	16	0
Jack Youngblood	1	15	15.0	15	0
Bob Stein	1	6	6.0	6	0
Al Clark	1	5	5.0	5	0
Rams	20	300	15.0	49	1
Opponents	11	103	9.4	30	1

Punting	No.	Yards	Avg.	Long	Blk.
Dave Chapple	51	2,079	40.8	65	1
Rams	51	2,079	40.8	65	1
Opponents	81	3,308	40.8	59	0

Punt Returns	No.	FC	Yards	Avg.	Long	TD
Jim Bertelsen	26	10	259	10.0	34	0
Dave Elmendorf	22	3	187	8.5	30	0
Rob Scribner	3	1	32	10.7	17	0
Rams	51	14	478	9.4	34	0
Opponents	24	8	261	10.9	26	0

Kickoff Returns	No.	Yards	Avg.	Long	TD
Cullen Bryant	13	369	28.4	93	1
Rob Scribner	11	314	28.5	57	0
Al Clark	2	80	40.0	58	0
Dick Gordon	3	68	22.7	25	0
Dave Elmendorf	2	23	11.5	23	0
Pat Curran	1	24	24.0	24	0
Larry Smith	1	16	16.0	16	0
Jim Bertelsen	1	15	15.0	15	0
Lawrence McCutcheon	1	6	6.0	6	0
Bob Klein	1	0	0.0	0	0
Rams	36	915	25.4	93	1
Opponents	68	1,318	19.4	35	0

Field Goals	1-19	20-29	30-39	40-49	50+
David Ray	9-10	7-9	9-16	5-11	0-1
Rams	9-10	7-9	9-16	5-11	0-1
Opponents	7-7	7-7	6-6	0-5	0-1

David Ray (27, 47M, 19M) (34, 36M, 47M) (16, 19, 27, 25) (17, 26M) (27, 37, 35, 49M) (44, 40, 49M) (30, 35, 47, 32B, 43M) (32, 42) (19, 11, 8, 39M) (37, 49M) (20, 30M, 27M) (30, 16, 39, 26, 52M) (16, 31M) (48, 27, 15, 35M, 35M)

Opponents (49M, 52M) () (35, 24) (8, 35, 37, 36) (8) () (15, 25M, 47B, 45) (28, 30, 12, 26, 16) (41M) (24, 17) (37, 24, 43M) () (15, 27) (22)

Passing	Att.	Comp.	Yards	Pct.	Yards/Att.	TD	TD%	Int.	Int%	Long	Sack/Lost	Rating
Hadl	258	135	2,008	52.3	7.8	22	8.5	11	4.3	69	17/126	88.8
J. Harris	11	7	68	63.6	6.2	0	0.0	0	0.0	27	0/0	80.8
L. Smith	2	2	31	100.0	15.5	0	0.0	0	0.0	21	0/0	118.9
Rams	271	144	2,107	53.1	7.8	22	8.1	11	4.1	69	17/126	84.9
Opponents	328	179	2,023	54.6	6.1	10	3.0	20	6.1	65	45/342	58.0



1972 (6-7-1) 3rd, NFC West - Tommy Prothro



Date	W/L	Score	Opponent	Attend.
9/17	W	34-14	New Orleans	(66,303)
9/24	T	13-13	at Chicago	(55,701)
10/1	L	3-31	at Atlanta	(57,122)
10/8	W	31-7	San Francisco	(77,382)
10/15	W	34-3	at Philadelphia	(65,720)
10/22	W	15-12	Cincinnati	(73,385)
10/29	L	17-45	atOakland	(54,660)
11/5	W	20-7	Atlanta	(75,018)
11/12	L	10-16	Denver	(65,398)
11/17	L	41-45	Minnesota	(77,982)
11/26	L	16-19	at New Orleans	(64,325)
12/4	W	26-16	at San Francisco	(61,214)
12/10	L	14-24	at St. Louis	(36,873)
12/17	L	17-34	Detroit	(71,761)
Total Attendance				(902,844)

	Rams	OPP
First Downs	238	235
Rushing	113	101
Passing	108	110
Penalty	17	24
Total Net Yards	4,355	3,907
Avg./Game	311.1	279.1
Total Plays	859	843
Avg./Play	5.1	4.6
Net Yards Rushing	2,209	1,762
Avg./Game	157.8	125.9
Total Rushes	472	438
Net Yards Passing	2,146	2,145
Avg./Game	153.3	153.2
Sacked-Yds. Lost	16-136	42-327
Gross Yards	2,282	2,472
Att-Comp-Int	371-184-22	363-181-16
Comp. %	49.6	49.9
Punts/Avg.	53-44.2	71-41.2
Penalties/Yards	78-648	60-553
Fumbles/ Ball Lost	24-9	25-11
Touchdowns	31	34
Rushing	17	9
Passing	13	20
Returns	1	5

Score by Periods	1	2	3	4	T
Rams	53	97	94	47	291
Opponents	53	90	57	86	286

Scoring	TD	Ru	Pa	Rt	PAT	FG	S	Pts.
Ray	0	0	0	0	31-31	24-41	0	103
Bertelsen	6	5	1	0	0-0	0-0	0	36
Ellison	6	5	1	0	0-0	0-0	0	36
Snow	4	0	4	0	0-0	0-0	0	24
L. Smith	3	2	1	0	0-0	0-0	0	18
B. Thomas	3	3	0	0	0-0	0-0	0	18
Rentzel	2	1	1	0	0-0	0-0	0	12
Sweet	1	0	1	0	0-0	0-0	1	8
Klein	1	0	1	0	0-0	0-0	0	6
Josephson	1	0	1	0	0-0	0-0	0	6
Gabriel	1	1	0	0	0-0	0-0	0	6
Gordon	1	0	1	0	0-0	0-0	0	6
Howard	1	0	0	1	0-0	0-0	0	6
Love	1	0	1	0	0-0	0-0	0	6
Rams	31	17	13	1	31-31	24-41	1	291
Opponents	34	9	20	5	32-34	16-30	0	286

Usual Starters

WR	Jack Snow (14)	DE	Jack Youngblood (10)
LT	Charlie Cowan (13)	DT	Merlin Olsen (14)
LG	Tom Mack (12)	DT	Larry Brooks (8)
C	Ken Iman (14)	DE	Coy Bacon (14)
RG	Joe Scibelli (13)	LLB	Jim Purnell (12)
RT	Harry Schuh (14)	MLB	Marlin McKeever (14)
TE	Bob Klein (13)	RLB	Isaiah Robertson (14)
WR	Lance Rentzel (14)	CB	Al Clark (6)
QB	Roman Gabriel (13)		Clancy Williams (6)
RB	Jim Bertelsen (8)	CB	Gene Howard (13)
RB	Willie Ellison (12)	S	Dave Elmendorf (14)
		S	Jim Nettles (14)

	No.	Yards	Avg.	Long	TD
Rushing					
Willie Ellison	170	764	4.5	37	5
Jim Bertelsen	123	581	4.7	42	5
Bob Thomas	77	433	5.6	49	3
Larry Smith	60	276	4.6	68	2
Les Josephson	18	75	4.2	13	0
Lance Rentzel	7	71	10.1	18	1
Roman Gabriel	14	16	1.1	11	1
Joe Sweet	1	1	1.0	1	0
Pete Beathard	1	-1	-1.0	-1	0
Bob Klein	1	-7	-7.0	-7	0
Rams	472	2,209	4.7	68	17
Opponents	438	1,762	4.0	56	9

	No.	Yards	Avg.	Long	TD
Receiving					
Jack Snow	30	590	19.7	57	4
Jim Bertelsen	29	331	11.4	22	1
Bob Klein	29	330	11.4	26	1
Lance Rentzel	27	365	13.5	40	1
Willie Ellison	23	141	6.1	39	1
Larry Smith	15	186	12.4	47	1
Les Josephson	14	170	12.1	34	1
Bob Thomas	11	95	8.6	19	0
Dick Gordon	3	29	9.7	17	1
Joe Sweet	2	26	13.0	17	1
John Love	1	19	19.0	19	1
Rams	184	2,282	12.4	57	13
Opponents	181	2,472	13.6	98	20

	No.	Yards	Avg.	Long	TD
Interceptions					
Jim Nettles	6	168	28.0	43	0
Dave Elmendorf	3	29	9.7	15	0
Gene Howard	3	26	8.7	24	1
Marlin McKeever	2	8	4.0	8	0
Al Clark	1	18	18.0	18	0
Jim Purnell	1	2	2.0	2	0
Rams	16	251	15.7	43	1
Opponents	22	439	20.0	88	3

	No.	Yards	Avg.	Long	Blk.
Punting					
Dave Chapple	53	2,344	44.2	70	0
Rams	53	2,344	44.2	70	0
Opponents	71	2,926	41.2	71	0

	No.	FC	Yards	Avg.	Long	TD
Punt Returns						
Jim Bertelsen	16	3	232	14.5	60	0
John Love	10	4	39	3.9	10	0
Dick Gordon	4	0	20	5.0	12	0
Dave Elmendorf	3	9	56	18.7	41	0
Rams	33	16	347	10.5	60	0
Opponents	22	10	54	2.5	19	0

	No.	Yards	Avg.	Long	TD
Kickoff Returns					
Willie Ellison	14	345	24.6	32	0
Bob Thomas	8	212	26.5	43	0
John Love	8	167	20.9	27	0
Dick Gordon	4	141	35.3	53	0
Roger Williams	6	141	23.5	29	0
Jim Bertelsen	4	88	22.0	25	0
Pat Curran	4	37	9.3	19	0
Al Clark	3	59	19.7	28	0
Gene Howard	2	51	25.5	28	0
John Pergine	3	46	15.3	19	0
Rams	56	1,287	23.0	53	0
Opponents	54	999	18.5	57	0

	1-19	20-29	30-39	40-49	50+
Field Goals					
David Ray	6-7	5-7	9-11	4-13	0-4
Rams	6-7	5-7	9-11	4-13	0-4

	Att.	Comp.	Yards	Pct.	Yards/Att.	TD	TD%	Int.	Int%	Long	Sack/Lost	Rating
Passing												
Roman Gabriel	323	165	2,027	51.1	6.3	12	3.7	15	4.6	57	12/102	63.8
Pete Beathard	48	19	255	39.6	5.3	1	2.1	7	14.6	33	4/34	24.6
Rams	371	184	2,282	49.6	6.2	13	3.5	22	5.9	57	16/136	56.0
Opponents	363	181	2,472	49.9	6.8	20	5.5	16	4.4	98	42/327	72.0



1971 (8-5-1) 2nd, NFC West - Tommy Prothro



Date	W/L	Score	Opponent	Attend.
9/19	L	20-24	at New Orleans	(70,915)
9/26	T	20-20	Atlanta	(57,895)
10/3	W	17-3	Chicago	(66,957)
10/10	W	20-13	at San Francisco	(44,000)
10/17	W	24-16	at Atlanta	(58,850)
10/24	W	30-13	Green Bay	(75,351)
10/31	L	14-20	Miami	(72,903)
11/8	L	17-24	at Baltimore	(57,722)
11/14	W	21-13	at Detroit	(54,418)
11/21	W	17-6	San Francisco	(80,050)
11/25	L	21-28	at Dallas	(66,595)
12/5	W	45-28	New Orleans	(73,610)
12/13	L	24-38	Washington	(80,402)
12/19	W	23-14	at Pittsburgh	(45,233)
Total Attendance				(904,901)

	Rams	OPP
First Downs	234	239
Rushing	105	91
Passing	111	129
Penalty	18	19
Total Net Yards	4,233	4,037
Avg./Game	302.4	288.4
Total Plays	856	879
Avg./Play	4.9	4.6
Net Yards Rushing	2,139	1,658
Avg./Game	152.8	118.4
Total Rushes	460	455
Net Yards Passing	2,094	2,379
Avg./Game	149.6	169.9
Sacked-Yds. Lost	26-210	37-314
Gross Yards	2,304	2,693
Att-Comp-Int	370-185-11	387-200-27
Comp. %	50.0	51.6
Punts/Avg.	70-41.4	66-39.4
Penalties/Yards	79-642	62-665
Fumbles/ Ball Lost	32-18	22-7
Touchdowns	37	30
Rushing	15	11
Passing	18	15
Returns	4	4

Score by Periods	1	2	3	4	T
Rams	85	77	48	103	313
Opponents	40	76	75	69	260

Scoring	TD	Ru	Pa	Rt	PAT	FG	S	Pts.
David Ray	0	0	0	0	37-37	18-29	0	91
Lance Rentzel	6	1	5	0	0-0	0-0	0	36
Les Josephson	5	3	2	0	0-0	0-0	0	30
Larry Smith	5	5	0	0	0-0	0-0	0	30
Jack Snow	5	0	5	0	0-0	0-0	0	30
Willie Ellison	4	4	0	0	0-0	0-0	0	24
Bob Klein	4	0	4	0	0-0	0-0	0	24
Roman Gabriel	2	2	0	0	0-0	0-0	0	12
Kermit Alexander	1	0	0	1	0-0	0-0	0	6
Pat Curran	1	0	1	0	0-0	0-0	0	6
Gene Howard	1	0	0	1	0-0	0-0	0	6
Matt Maslowski	1	0	1	0	0-0	0-0	0	6
Jim Nettles	1	0	0	1	0-0	0-0	0	6
Travis Williams	1	0	0	1	0-0	0-0	0	6
Rams	37	15	18	4	37-37	18-29	0	313
Opponents	30	11	15	4	29-30	17-32	0	260

Usual Starters

WR	Jack Snow (14)	DE	Deacon Jones (11)
LT	Charlie Cowan (14)	DT	Merline Olsen (14)
LG	Tom Mack (14)	DT	Phil Olsen (8)
C	Ken Iman (14)		Bill Nelson (6)
RG	Joe Scibelli (14)	DE	Coy Bacon (14)
RT	Harry Schuh (14)	LLB	Jim Purnell (14)
TE	Bob Klein (14)	MLB	Marlin McKeever (14)
WR	Lance Rentzel (14)	RLB	Isaiah Robertson (12)
QB	Roman Gabriel (14)	CB	Jim Nettles (14)
RB	Willie Ellison (13)	CB	Alvin Howard (14)
RB	Les Josephson (9)	S	Kermit Alexander (14)
	Larry Smith (6)	S	Dave Elmendorf (14)

Rushing	No.	Yards	Avg.	Long	TD
Ellison	211	1,000	4.7	80	4
Josephson	99	449	4.5	57	3
L. Smith	91	404	4.4	64	5
Rentzel	14	113	8.1	50	1
T. Williams	18	103	5.7	36	0
Gabriel	18	48	2.7	10	2
Klein	3	21	7.0	13	0
White	2	11	5.5	6	0
Rhyme	3	0	0.0	0	0
Snow	1	-10	-10.0	-10	0
Rams	460	2,139	4.7	80	15
Opponents	455	1,658	3.6	25	11

Receiving	No.	Yards	Avg.	Long	TD
Rentzel	38	534	14.1	41	5
Snow	37	666	18.0	68	5
Ellison	32	238	7.4	49	0
L. Smith	31	324	10.5	34	0
Josephson	26	230	8.8	29	2
Klein	14	160	11.4	33	4
Maslowski	3	82	27.3	36	1
T. Williams	3	68	22.7	43	0
Curran	1	2	2.0	2	1
Rams	185	2,304	12.5	68	18
Opponents	200	2,693	13.5	74	15

Interceptions	No.	Yards	Avg.	Long	TD
Howard	6	99	16.5	35	0
Nettles	5	97	19.4	44	1
McKeever	4	38	9.5	15	0
Robertson	4	32	8.0	20	0
Alexander	3	122	40.7	82	1
Elmendorf	2	32	16.0	32	0
Purnell	2	32	16.0	17	0
Bacon	1	0	0.0	0	0
Rams	27	452	16.7	82	2
Opponents	11	83	7.5	46	1

Punting	No.	Yards	Avg.	Long	Blk.
Studstill	70	2,896	41.4	60	0
Rams	70	2,896	41.4	60	0
Opponents	66	2,600	39.3	64	0

Punt Returns	No.	FC	Yards	Avg.	Long	TD
Haymond	24	11	123	5.1	28	0
Rentzel	9	5	40	4.4	24	0
Alexander	1	3	5	5.0	5	0
T. Williams	1	0	4	4.0	4	0
Howard	0	1	0	0.0	0	0
Rams	35	20	172	4.9	28	0
Opponents	27	20	67	2.4	21	0

Kickoff Returns	No.	Yards	Avg.	Long	TD
T. Williams	25	743	29.7	105t	1
Haymond	9	207	23.0	34	0
Howard	7	164	23.4	34	0
R. Williams	4	100	25.0	57	0
Curran	3	35	11.7	15	0
Youngblood	2	36	18.0	22	0
LaHood	1	25	25.0	25	0
B. Thomas	1	12	12.0	12	0
Josephson	1	0	0.0	0	0
Saul	1	0	0.0	0	0
Rams	54	1,322	24.5	105t	1
Opponents	57	1,176	20.6	89t	1

Field Goals	1-19	20-29	30-39	40-49	50+
Ray	6-7	6-8	2-3	4-10	0-1
Rams	6-7	6-8	2-3	4-10	0-1

Passing	Att.	Comp.	Yards	Pct.	Yards/Att.	TD	TD%	Int.	Int%	Long	Sack/Lost	Rating
Roman Gabriel	352	180	2,238	51.1	6.36	17	4.8	10	2.8	68	25/200	75.4
Jerry Rhyme	18	5	66	27.8	3.67	1	5.5	1	5.5	27	1/10	37.7
Rams	370	185	2,304	50.0	6.21	18	4.8	11	3.0	68	26/210	73.5
Opponents	387	200	2,693	51.6	6.96	15	3.8	27	7.0	74	37/314	58.0



1970 (9-4-1) 2nd, NFC West - George Allen



Date	W/L	Score	Opponent	Attend.
9/18	W	34-13	St. Louis	(63,130)
9/27	W	19-0	at Buffalo	(46,206)
10/4	W	37-10	San Diego	(69,564)
10/11	L	6-20	San Francisco	(77,272)
10/18	W	31-21	at Green Bay	(56,263)
10/26	L	3-13	at Minnesota	(47,900)
11/1	W	30-17	at New Orleans	(77,861)
11/8	T	10-10	Atlanta	(67,232)
11/15	L	20-31	New York Jets	(76,378)
11/22	W	17-7	at Atlanta	(58,850)
11/29	W	30-13	at San Francisco	(59,602)
12/6	W	34-16	New Orleans	(66,410)
12/14	L	23-28	Detroit	(79,441)
12/20	W	31-3	at New York Giants	(62,870)
Total Attendance				(908,979)

	Rams	OPP
First Downs	224	195
Rushing	93	64
Passing	120	113
Penalty	11	18
Total Net Yards	4,271	3,548
Avg./Game	305.1	253.4
Total Plays	879	826
Avg./Play	4.9	4.3
Net Yards Rushing	1,763	1,359
Avg./Game	125.9	97.0
Total Rushes	430	395
Net Yards Passing	2,508	2,189
Avg./Game	179.1	156.3
Sacked-Yds. Lost	23-150	53-426
Gross Yards	2,658	2,615
Att-Comp-Int	426-218-13	378-196-19
Comp. %	51.2	51.8
Punts/Avg.	67-39.1	88-37.8
Penalties/Yards	88-959	77-825
Fumbles/ Ball Lost	27-17	28-16
Touchdowns	34	22
Rushing	12	6
Passing	17	15
Returns	5	1

Score by Periods	1	2	3	4	T
Rams	54	116	56	99	325
Opponents	40	67	47	48	202

Scoring	TD	Ru	Pa	Rt	PAT	FG	S	Pts.
Ray	0	0	0	0	34-34	29-45	0	121
Ellison	7	5	2	0	0-0	0-0	0	42
Snow	7	0	7	0	0-0	0-0	0	42
Josephson	5	5	0	0	0-0	0-0	0	30
Truax	3	0	3	0	0-0	0-0	0	18
L. Smith	2	1	1	0	0-0	0-0	0	12
Studstill	2	0	2	0	0-0	0-0	0	12
Alexander	1	0	0	1	0-0	0-0	0	6
Bacon	1	0	0	1	0-0	0-0	0	6
Curran	1	0	0	1	0-0	0-0	0	6
Gabriel	1	1	0	0	0-0	0-0	0	6
Haymond	1	0	0	1	0-0	0-0	0	6
Long	1	0	1	0	0-0	0-0	0	6
Mason	1	0	1	0	0-0	0-0	0	6
C. Williams	1	0	0	1	0-0	0-0	0	6
Rams	34	12	17	5	34-34	29-45	0	325
Opponents	22	6	15	1	22-22	16-25	0	202

Usual Starters

WR	Jack Snow (14)	DE	Deacon Jones (13)
LT	Charlie Cowan (14)	DT	Merlin Olsen (14)
LG	Tom Mack (14)	DT	Diron Talbert (14)
C	Ken Iman (14)	DE	Coy Bacon (14)
RG	Joe Scibelli (14)	LLB	Jack Pardee (14)
RT	Bob Brown (14)	MLB	Myron Pottios (14)
TE	Billy Truax (14)	RLB	Maxie Baughan (8)
WR	Wendell Tucker (12)	CB	Clancy Williams (12)
QB	Roman Gabriel (14)	CB	Kermit Alexander (14)
RB	Larry Smith (9)	S	Richie Petitbon (14)
RB	Les Josephson (12)	S	Eddie Meador (13)

Rushing	No.	Yards	Avg.	Long	TD
Les Josephson	150	640	4.3	23	5
Willie Ellison	90	381	4.2	24	5
Larry Smith	77	338	4.4	19	1
Tommy Mason	44	123	2.8	13	0
Roman Gabriel	28	104	3.7	15	1
Pat Curran	25	92	3.7	11	0
Jeff Jordan	10	50	5.0	10	0
Pat Studstill	1	23	23.0	23	0
Elijah Pitts	3	8	2.7	3	0
Richie Petitbon	1	3	3.0	3	0
Mitch Johnson	1	1	1.0	1	0
Rams	430	1,763	4.1	24	12
Opponents	395	1,359	3.4	49	6

Receiving	No.	Yards	Avg.	Long	TD
Jack Snow	51	859	16.8	71	7
Les Josephson	44	427	9.7	30	0
Billy Truax	36	420	11.7	34	3
Larry Smith	24	164	6.8	17	1
Pat Studstill	18	252	14.0	40	2
Wendell Tucker	12	230	19.2	51	0
Tommy Mason	12	127	10.6	32	1
Willie Ellison	10	84	8.4	20	2
Bob Long	3	35	11.7	15	1
Pat Curran	3	25	8.3	14	0
Bob Klein	2	20	10.0	12	0
David Ray	1	11	11.0	11	0
Clancy Williams	1	9	9.0	9	0
Jeff Jordan	1	-5	-5.0	-5	0
Rams	218	2,658	12.2	71	17
Opponents	196	2,615	13.3	67	15

Interceptions	No.	Yards	Avg.	Long	TD
Clancy Williams	5	108	21.6	65	1
Kermit Alexander	4	47	11.8	25	1
Jim Nettles	3	54	18.0	32	0
Myron Pottios	2	27	13.5	14	0
Eddie Meador	2	22	11.0	12	0
Richie Petitbon	1	10	10.0	10	0
Jack Pardee	1	9	9.0	9	0
Maxie Baughan	1	3	3.0	3	0
Rams	19	280	14.7	65	2
Opponents	13	92	7.1	19	0

Punting	No.	Yards	Avg.	Long	Bk.
Pat Studstill	67	2,618	39.0	53	0
Rams	67	2,618	39.0	53	0
Opponents	88	3,329	37.8	67	2

Punt Returns	No.	FC	Yards	Avg.	Long	TD
Alvin Haymond	53	15	376	7.1	30	0
Kermit Alexander	7	1	38	5.4	49	0
Jim Nettles	2	0	4	2.0	4	0
Nate Shaw	0	1	0	0.0	0	0
Rams	62	17	418	6.7	49	0
Opponents	32	15	181	5.7	59	0

Kickoff Returns	No.	Yards	Avg.	Long	TD
Alvin Haymond	35	1,022	29.2	98t	1
Kermit Alexander	7	126	18.0	30	0
Pat Curran	3	51	17.0	21	0
Willie Ellison	1	20	20.0	20	0
Mitch Johnson	1	17	17.0	17	0
Rams	47	1,236	26.3	98t	1
Opponents	71	1,278	18.0	44	0

Field Goals	1-19	20-29	30-39	40-49	50+
David Ray	10-11	11-14	5-11	3-9	0-0
Rams	10-11	11-14	5-11	3-9	0-0

Passing	Att.	Comp.	Yards	Pct.	YardsAtt.	TD	TD%	Int.	Int%	Long	Sack/Lost	Rating
Roman Gabriel	407	211	2,552	51.8	6.27	16	3.9	12	2.9	71	20/134	72.2
Karl Sweetan	13	6	81	46.2	6.23	1	7.6	0	0.0	22	2/15	92.1
Les Josephson	1	1	25	100.0	25.00	0	0.0	0	0.0	25	1/1	118.8
Larry Smith	2	0	0	0.0	0.00	0	0.0	0	0.0	0	0/0	39.6
Pat Curran	2	0	0	0.0	0.00	0	0.0	1	50.0	0	0/0	0.0
Pat Studstill	1	0	0	0.0	0.00	0	0.0	0	0.0	0	0/0	39.6
Rams	426	218	2,658	51.2	5.59	17	3.9	13	3.1	71	23/150	71.3
Opponents	378	196	2,615	51.9	5.08	15	3.9	19	5.0	67	53/426	66.4



1969 (11-3) 1st, NFC West - George Allen



Date	W/L	Score	Opponent	Attend.
9/21	W	27-20	at Baltimore	(56,864)
9/28	W	17-7	Atlanta	(58,031)
10/5	W	36-17	New Orleans	(54,879)
10/12	W	27-21	at San Francisco	(45,995)
10/19	W	34-21	Green Bay	(78,947)
10/26	W	9-7	at Chicago	(45,985)
11/2	W	38-6	at Atlanta	(54,357)
11/9	W	41-30	San Francisco	(73,975)
11/16	W	23-17	at Philadelphia	(60,658)
11/23	W	24-23	Dallas	(79,105)
11/30	W	24-13	at Washington	(50,352)
12/7	L	13-20	Minnesota	(80,430)
12/14	L	0-28	at Detroit	(53,256)
12/21	L	7-13	Baltimore	(73,326)
12/27	L	20-23	at Minnesota*	(47,900)
1/3/1968	W	31-0	Dallas**	(31,151)

Total Attendance
 * Western Conference Playoff
 ** Playoff Bowl Game at Miami

	Rams	OPP
First Downs	209	242
Rushing	75	84
Passing	114	125
Penalty	20	33
Total Net Yards	3,934	4,001
Avg./Game	281.0	285.8
Total Plays	814	895
Avg./Play	4.8	4.5
Net Yards Rushing	1,413	1,475
Avg./Game	100.9	105.4
Total Rushes	382	415
Net Yards Passing	2,521	2,526
Avg./Game	180.1	180.4
Sacked-Yds. Lost	17-129	50-393
Gross Yards	2,650	2,919
Att-Comp-Int	416-222-7	430-202-26
Comp. %	53.4	46.9
Punts/Avg.	80-40.7	77-41.0
Penalties/Yards	95-994	88-709
Fumbles/ Ball Lost	23-12	33-12
Touchdowns	36	26
Rushing	8	8
Passing	25	18
Other	3	0

Score by Periods	1	2	3	4	T
Rams	60	102	78	80	320
Opponents	53	82	37	71	243

Scoring	TD	Ru	Pa	Rt	PAT	FG	S	Pts.
Bruce Gossett	0	0	0	0	36-36	22-34	0	102
Wendell Tucker	7	0	7	0	0-0	0-0	0	42
Jack Snow	6	0	6	0	0-0	0-0	0	36
Roman Gabriel	5	5	0	0	0-0	0-0	0	30
Billy Truax	5	0	5	0	0-0	0-0	0	30
Larry Smith	3	1	2	0	0-0	0-0	0	18
Tommy Mason	2	1	1	0	0-0	0-0	0	12
Les Josephson	2	0	2	0	0-0	0-0	0	12
Eddie Meador	2	0	0	2	0-0	0-0	0	12
Willie Ellison	2	1	1	0	0-0	0-0	0	12
Ron Smith	1	0	0	1	0-0	0-0	0	6
Bob Klein	1	0	1	0	0-0	0-0	0	6
TEAM	0	0	0	0	0-0	0-0	1	2
Rams	36	8	25	3	36-36	22-34	1	320
Opponents	26	8	18	0	25-26	20-25	1	243

Usual Starters

WR	Jack Snow (14)	DE	Deacon Jones (14)
LT	Charlie Cowan (14)	DT	Merlin Olsen (14)
LG	Tom Mack (14)	DT	Coy Bacon (13)
C	Ken Iman (14)	DE	Dirion Talbert (13)
RG	Joe Scibelli (7)	LLB	Jack Pardee (14)
	Mike LaHood (7)	MLB	Doug Woodlief (11)
RT	Bob Brown (14)	RLB	Maxie Baughan (13)
TE	Billy Truax (13)	CB	Clancy Williams (14)
WR	Wendell Tucker (14)	CB	Ron Smith (11)
QB	Roman Gabriel (14)	S	Richie Petitbon (12)
RB	Les Josephson (14)	S	Eddie Meador (14)
RB	Larry Smith (14)		

Passing	Att.	Comp.	Yards	Pct.	Yards/Att.	TD	TD%	Int.	Int%	Long	Sack/Lost	Rating
Roman Gabriel	399	217	2,549	54.4	6.39	24	6.0	7	1.8	93t	14/112	86.8
Karl Sweetan	13	5	101	38.5	7.77	1	7.7	0	0.0	67t	1/4	92.1
Willie Ellison	2	0	0	0.0	0.00	0	0.0	0	0.0	0	0/0	39.6
Larry Smith	1	0	0	0.0	0.00	0	0.0	0	0.0	0	2/13	39.6
Eddie Meador	1	0	0	0.0	0.00	0	0.0	0	0.0	0	0/0	39.6
Rams	416	222	2,650	53.4	5.82	25	6.0	7	1.7	93t	17/129	86.1
Opponents	430	202	2,919	46.9	6.79	18	4.2	26	6.0	70	50/393	58.3

Rushing	No.	Yards	Avg.	Long	TD
Larry Smith	166	599	3.6	46	1
Les Josephson	124	461	3.7	17	0
Roman Gabriel	35	156	4.5	22	5
Tommy Mason	33	135	4.1	17	1
Willie Ellison	20	56	2.8	15	1
Eddie Meador	1	5	5.0	5	0
Dick Bass	1	1	1.0	1	0
Izzy Lang	1	1	1.0	1	0
Karl Sweetan	1	-1	-1.0	-1	0
Rams	382	1,413	3.7	46	8
Opponents	415	1,475	3.6	28	8

Receiving	No.	Yards	Avg.	Long	TD
Jack Snow	49	734	15.0	74	6
Larry Smith	46	300	6.5	38	2
Wendell Tucker	38	629	16.6	93	7
Billy Truax	37	431	11.7	49	5
Les Josephson	32	295	9.2	51	2
Tommy Mason	11	185	16.9	67	1
Willie Ellison	4	31	7.8	14	1
Pat Studstill	3	28	9.3	11	0
Bob Klein	2	17	8.5	16	1
Rams	222	2,650	11.9	93	25
Opponents	202	2,919	14.5	70	18

Interceptions	No.	Yards	Avg.	Long	TD
Eddie Meador	5	97	19.4	38	2
Richie Petitbon	5	46	9.2	25	0
Clancy Williams	4	97	24.3	40	0
Doug Woodlief	4	29	7.3	10	0
Ron Smith	3	70	23.3	24	1
Jim Nettles	2	37	18.5	25	0
Jack Pardee	1	19	19.0	19	0
Myron Pottios	1	16	16.0	16	0
Willie Daniel	1	13	13.0	13	0
Rams	26	424	16.3	40	3
Opponents	7	40	5.7	29	0

Punting	No.	Yards	Avg.	Long	Blk.
Pat Studstill	80	3,259	40.7	60	0
Rams	80	3,259	40.7	60	0
Opponents	77	3,154	41.0	58	1

Punt Returns	No.	FC	Yards	Avg.	Long	TD
Alvin Haymond	33	8	435	13.2	52	0
Ron Smith	23	6	122	5.3	21	0
John Pergine	1	0	0	0.0	0	0
Eddie Meador	1	0	-1	-1.0	-1	0
Rams	58	14	556	9.6	52	0
Opponents	36	13	181	5.0	19	0

Kickoff Returns	No.	Yards	Avg.	Long	TD
Ron Smith	27	585	21.7	37	0
Alvin Haymond	16	375	23.4	36	0
Izzy Lang	4	70	17.5	25	0
Pat Curran	2	28	14.0	22	0
Willie Ellison	2	38	19.0	22	0
George Burman	1	11	11.0	11	0
Bob Klein	1	0	0.0	0	0
Rams	53	1,107	20.9	37	0
Opponents	56	1,208	21.6	88	0

Field Goals	1-19	20-29	30-39	40-49	50+
Bruce Gossett	7-7	8-8	6-7	1-11	0-1
Rams	7-7	8-8	6-7	1-11	0-1



1968 (10-3-1) 2nd, NFC West - George Allen



Date	W/L	Score	Opponent	Attend.
9/16	W	24-13	at St. Louis	(49,757)
9/22	W	45-10	Pittsburgh	(49,647)
9/29	W	24-6	at Cleveland	(82,514)
10/6	W	24-10	San Francisco	(69,520)
10/13	W	16-14	at Green Bay (Mil.)	(49,646)
10/20	W	27-14	Atlanta	(54,443)
10/27	L	10-27	at Baltimore	(60,238)
11/3	W	10-7	Detroit	(77,982)
11/10	W	17-10	at Atlanta	(53,979)
11/17	T	20-20	at San Francisco	(41,815)
11/24	W	24-21	NEew York Giants	(68,534)
12/1	W	31-3	at Minnesota	(47,644)
12/8	L	16-17	Chicago	(66,368)
12/15	L	24-28	Baltimore	(69,397)
Total Attendance				(841,484)

	Rams	OPP
First Downs	245	190
Rushing	111	66
Passing	115	104
Penalty	19	20
Total Net Yards	4,104	3,118
Avg./Game	293.1	222.7
Total Plays	887	750
Avg./Play	4.7	4.2
Net Yards Rushing	1,932	1,305
Avg./Game	138.0	93.2
Total Rushes	503	397
Net Yards Passing	2,172	1,813
Avg./Game	155.1	129.5
Sacked-Yds. Lost	28-241	51-383
Gross Yards	2,413	2,196
Att-Comp-Int	384-189-17	353-158-25
Comp. %	49.2	44.8
Punts/Avg.	81-39.6	88-40.0
Penalties/Yards	74-760	88-806
Fumbles/Ball Lost	21-12	31-19
Touchdowns	37	25
Rushing	14	9
Passing	20	12
Other	3	4

Score by Periods	1	2	3	4	T
Rams	62	91	64	95	312
Opponents	57	71	27	45	200

Scoring	TD	Ru	Pa	Rt	PAT	FG	S	Pts.
Bruce Gossett	0	0	0	0	37-37	17-31	0	88
Willie Ellison	7	5	2	0	0-0	0-0	0	42
Bernie Casey	5	0	5	0	0-0	0-0	0	30
Wednell Tucker	4	0	4	0	0-0	0-0	0	24
Roman Gabriel	4	4	0	0	0-0	0-0	0	24
Dick Bass	3	1	2	0	0-0	0-0	0	18
Billy Truax	3	0	3	0	0-0	0-0	0	18
Tommy Mason	3	3	0	0	0-0	0-0	0	18
Jack Snow	3	0	3	0	0-0	0-0	0	18
Jack Pardee	2	0	0	2	0-0	0-0	0	12
Ron Smith	1	0	0	1	0-0	0-0	0	6
Henry Dyer	1	1	0	0	0-0	0-0	0	6
Pat Studstill	1	0	1	0	0-0	0-0	0	6
Dave Pivec	0	0	0	0	0-0	0-0	1	2
Rams	37	14	20	3	37-37	17-31	1	312
Opponents	25	9	12	4	23-24	9-17	0	200

Usual Starters

E	Jack Snow (13)	DE	Deacon Jones (14)
LT	Joe Carollo (14)	DT	Merlin Olsen (14)
LG	Tom Mack (14)	DT	Roger Brown (14)
C	Ken Iman (14)	DE	Gregg Schumacher (9)
RG	Joe Scibelli (14)	LLB	Jack Pardee (14)
RT	Charlie Cowan (13)	MLB	Myron Pottios (14)
TE	Billy Truax (13)	RLB	Maxie Baughan (14)
FL	Bernie Casey (11)	CB	Clancy Williams (12)
QB	Roman Gabriel (14)	CB	Irv Cross (14)
RB	Willie Ellison (8)	S	Ron Smith (14)
RB	Tommy Mason (7)	S	Eddie Meador (14)
RB	Dick Bass (10)		

Rushing	No.	Yards	Avg.	Long	TD
Willie Ellison	151	616	4.1	52t	5
Dick Bass	121	494	4.1	20	1
Tommy Mason	108	395	3.7	19	3
Roman Gabriel	34	139	4.1	19	4
Mike Dennis	29	136	4.7	16	0
Henry Dyer	55	136	2.5	15	1
Eddie Meador	1	11	11.0	11	0
Milt Plum	2	3	1.5	2	0
Vilnis Ezerins	2	2	1.0	1	0
Rams	503	1,932	3.8	52t	14
Opponents	397	1,305	3.3	28	9

Receiving	No.	Yards	Avg.	Long	TD
Billy Truax	35	417	11.9	22	3
Bernie Casey	29	565	19.5	55t	5
Jack Snow	29	500	17.2	54	3
Dick Bass	27	195	7.2	28t	2
Willie Ellison	20	248	12.4	36t	2
Tommy Mason	15	144	9.6	31	0
Mike Dennis	8	53	6.6	17	0
Henry Dyer	8	37	4.6	15	0
Wendell Tucker	7	124	17.7	60t	4
Pat Studstill	7	108	15.4	25	1
Dave Pivec	3	27	9.0	12	0
Roman Gabriel	1	-5	-5.0	0	0
Rams	189	2,413	12.8	60t	20
Opponents	158	2,196	13.9	65	12

Interceptions	No.	Yards	Avg.	Long	TD
Clancy Williams	7	51	7.3	36	0
Eddie Meador	6	37	6.2	20	0
Maxie Baughan	4	29	7.3	16	0
Ron Smith	3	28	9.3	19	0
Irv Cross	3	0	0.0	0	0
Jack Pardee	2	75	37.5	46t	2
Rams	25	220	8.8	46t	2
Opponents	17	286	16.8	90t	2

Punting	No.	Yards	Avg.	Long	Blk.
Pat Studstill	81	3,207	39.6	58	0
Rams	81	3,207	39.6	58	0
Opponents	88	3,522	40.0	65	3

Punt Returns	No.	FC	Yards	Avg.	Long	TD
Ron Smith	27	6	171	6.3	24	0
Eddie Meador	17	15	136	8.0	40	0
Rams	44	21	307	7.0	40	0
Opponents	30	29	206	6.9	54	1

Kickoff Returns	No.	Yards	Avg.	Long	TD
Ron Smith	26	718	27.6	94t	1
Willie Ellison	12	268	22.3	40	0
Mike Dennis	2	2	1.0	2	0
Clancy Williams	1	16	16.0	16	0
Eddie Meador	1	20	20.0	20	0
Vilnis Ezerins	1	0	0.0	0	0
Dave Pivec	2	0	0.0	0	0
Rams	45	1,024	22.8	94t	1
Opponents	62	1,262	20.4	98t	1

Passing	Att.	Comp.	Yards	Pct.	Yards/Att.	TD	TD%	Int.	Int%	Long	Sack/Lost	Rating
Roman Gabriel	366	184	2,364	50.3	6.46	19	5.2	16	4.4	60t	n/a	70.0
Milt Plum	12	5	49	41.7	4.08	1	8.3	1	8.3	25	n/a	46.9
Tommy Mason	2	0	0	0.0	0.00	0	0.0	0	0.0	0	n/a	39.6
Mike Dennis	2	0	0	0.0	0.00	0	0.0	0	0.0	0	n/a	39.6
Willie Ellison	1	0	0	0.0	0.00	0	0.0	0	0.0	0	n/a	39.6
Pat Studstill	1	0	0	0.0	0.00	0	0.0	0	0.0	0	n/a	39.6
Rams	384	189	2,413	49.2	5.27	20	5.2	17	4.4	60t	28/241	68.2
Opponents	353	158	2,196	44.8	6.22	12	3.4	25	7.1	65	51/383	47.1



1967 (11-1-2) 1st, NFC West - George Allen



Date	W/L	Score	Opponent	Attend.
9/17	W	27-13	at New Orleans	(80,879)
9/22	W	39-3	Minnesota	(52,255)
10/1	W	35-13	at Dallas	(75,229)
10/8	L	24-27	San Francisco	(60,424)
10/15	T	24-24	at Baltimore	(60,238)
10/22	T	28-28	Washington	(55,381)
10/29	W	28-17	at Chicago	(46,073)
11/5	W	17-7	at San Francisco	(53,194)
11/12	W	33-17	Philadelphia	(57,628)
11/19	W	31-7	at Atlanta	(56,871)
11/23	W	31-7	at Detroit	(54,389)
12/3	W	20-3	Atlanta	(40,395)
12/9	W	27-24	Green Bay	(76,637)
12/17	W	34-10	Baltimore	(77,277)
12/23	L	7-28	at Green Bay*	(49,861)
1/7	W	30-6	Cleveland**	(37,102)
Total Attendance				(933,833)

* Western Conference Playoff
** Playoff Bowl Game at Miami

	Rams	OPP
First Downs	262	200
Rushing	106	75
Passing	133	104
Penalty	23	21
Total Net Yards	4,640	3,526
Avg./Game	331.4	251.9
Total Plays	880	806
Avg./Play	5.3	4.4
Net Yards Rushing	1,906	1,119
Avg./Game	136.1	79.9
Total Rushes	490	361
Net Yards Passing	2,734	2,407
Avg./Game	173.9	171.9
Sacked-Yds. Lost	25-213	43-287
Gross Yards	2,947	2,694
Att-Comp-Int	390-206-16	445-212-32
Comp. %	52.8	47.6
Punts/Avg.	68-42.2	86-40.8
Penalties/Yards	85-854	91-912
Fumbles/ Ball Lost	32-13	18-13
Touchdowns	48	23
Rushing	16	6
Passing	28	14
Other	4	3

Score by Periods	1	2	3	4	T
Rams	32	133	103	130	398
Opponents	54	60	34	48	196

Scoring	TD	Ru	Pa	Rt	PAT	FG	S	Pts.
JGossett	0	0	0	0	48-48	20-43	0	108
Josephson	8	4	4	0	0-0	0-0	0	48
Snow	8	0	8	0	0-0	0-0	0	48
Casey	8	0	8	0	0-0	0-0	0	48
Bass	7	6	1	0	0-0	0-0	0	42
Gabriel	6	6	0	0	0-0	0-0	0	36
Truax	4	0	4	0	0-0	0-0	0	24
Pardee	2	0	0	2	0-0	0-0	0	12
Pope	2	0	2	0	0-0	0-0	0	12
Meador	2	0	0	2	0-0	0-0	0	12
Pivec	1	0	1	0	0-0	0-0	0	6
D. Jones	0	0	0	0	0-0	0-0	1	2
Rams	48	16	28	4	48-48	20-43	1	398
Opponents	23	6	14	3	22-23	12-26	0	196

Usual Starters

E	Jack Snow	DE	Deacon Jones
LT	Joe Carollo	DT	Merlin Olsen
LG	Tom Mack	DT	Roger Brown
C	Ken Iman	DE	Lamar Lundy
RG	Joe Scibelli	LLB	Jack Pardee
RT	Charlie Cowan	MLB	Myron Pottios
TE	Billy Truax	RLB	Maxie Baughan
FL	Bernie Casey	CB	Clancy Williams
QB	Roman Gabriel	CB	Irv Cross
RB	Les Josephson	S	Chuck Lamson
RB	Dick Bass	S	Eddie Meador

Passing	Att.	Comp.	Yards	Pct.	Yards/Att.	TD	TD%	Int.	Int%	Long	Sack/Lost	Rating
Roman Gabriel	371	196	2,779	52.8	7.49	25	6.7	13	2.9	80t	n/a	85.2
Bill Munson	10	5	38	50.0	3.80	1	10.0	2	20.0	18	n/a	52.1
Tommy Mason	3	2	65	66.7	21.67	1	33.3	0	0.0	51t	n/a	149.3
Les Josephson	5	2	47	40.0	9.40	0	0.0	1	20.0	24	n/a	35.0
Eddie Meador	1	1	18	100.0	18.00	1	100.0	0	0.0	18	n/a	158.3
Rams	390	206	2,947	52.8	6.59	28	7.2	16	4.1	80t	25/213	84.4
Opponents	445	212	2,694	47.7	6.05	14	3.1	32	7.2	86t	43/287	47.5

Rushing	No.	Yards	Avg.	Long	TD
Josephson	178	800	4.5	27	4
Bass	187	627	3.4	27	6
Mason	63	213	3.4	16	0
Gabriel	43	198	4.6	23	6
Ellison	14	84	6.0	42	0
Stiger	3	6	2.0	3	0
Munson	2	-22	-11.0	0	0
Rams	490	1,906	3.9	42	16
Opponents	361	1,119	3.1	31	6

Receiving	No.	Yards	Avg.	Long	TD
Casey	53	871	16.4	57t	8
Truax	37	487	13.2	41	4
Josephson	37	400	10.8	48	4
Snow	28	735	26.3	80t	8
Bass	27	212	7.9	30	1
Mason	13	70	5.4	24	0
Pope	8	152	19.0	48t	2
Pivec	2	2	1.0	2t	1
Ellison	1	18	18.0	18	0
Rams	206	2,947	14.3	80t	28
Opponents	212	2,694	12.7	86t	14

Interceptions	No.	Yards	Avg.	Long	TD
Meador	8	103	12.9	30t	2
Pardee	6	95	15.8	40t	2
C. Williams	4	75	18.8	29	0
Baughan	4	69	17.3	31	0
Daniel	2	45	22.5	35	0
Woodlief	2	24	12.0	15	0
Lamson	2	18	9.0	10	0
Cross	2	0	0.0	0	0
Pottios	1	24	24.0	24	0
Crabb	1	23	23.0	23	0
Rams	32	476	14.9	40t	4
Opponents	16	186	11.6	38	0

Punting	No.	Yards	Avg.	Long	Blk.
Kilgore	68	2,872	42.2	68	2
Rams	68	2,872	42.2	68	2
Opponents	86	3,510	40.8	69	2

Punt Returns	No.	FC	Yards	Avg.	Long	TD
Cross	17	6	136	8.0	39	0
Meador	21	7	131	6.2	22	0
Tucker	6	1	40	6.7	11	0
Stiger	4	0	9	2.3	5	0
Crabb	1	0	0	0.0	0	0
Winston	1	0	12	12.0	12	0
Rams	50	14	328	6.6	39	0
Opponents	33	8	240	7.3	51	0

Kickoff Returns	No.	Yards	Avg.	Long	TD
Ellison	13	340	26.2	58	0
Tucker	11	242	22.0	37	0
C. Williams	7	161	23.0	29	0
Josephson	5	91	18.2	35	0
Cross	4	134	33.5	50	0
Winston	3	65	21.7	24	0
Rams	43	1,033	24.0	58	0
Opponents	66	1,414	21.4	104t	2



1966 (8-6) 3rd, Western Conf - George Allen



Date	W/L	Score	Opponent	Attend.
9/11	W	19-14	at Atlanta	(54,418)
9/16	W	31-17	Chicago	(58,916)
9/25	L	13-24	at Green Bay	(50,861)
9/30	W	34-3	San Francisco	(45,642)
10/9	W	14-7	at Detroit	(52,793)
10/16	L	7-35	at Minnesota	(47,426)
10/23	L	10-17	at Chicago	(47,475)
10/30	L	3-17	Baltimore	(57,898)
11/6	L	13-21	at San Francisco	(35,372)
11/13	W	55-14	New York Giants	(34,746)
11/20	W	21-6	Minnesota	(38,775)
11/27	W	23-7	at Baltimore	(60,238)
12/4	W	23-3	Detroit	(40,039)
12/18	L	23-27	Green Bay	(72,416)
Total Attendance				(697,015)

	Rams	OPP
First Downs	255	196
Rushing	103	64
Passing	133	114
Penalty	19	18
Total Net Yards	4,282	3,771
Avg./Game	305.9	269.4
Total Plays	952	852
Avg./Play	4.5	4.4
Net Yards Rushing	1,742	1,302
Avg./Game	124.4	93.0
Total Rushes	448	401
Net Yards Passing	2,540	2,469
Avg./Game	181.4	176.4
Sacked-Yds. Lost	54-351	45-361
Gross Yards	2,891	2,830
Att-Comp-Int	450-249-17	406-190-26
Comp. %	55.3	46.8
Punts/Avg.	71-42.8	73-43.8
Penalties/Yards	72-651	76-704
Fumbles/Ball Lost	25-12	37-20
Touchdowns	29	26
Rushing	12	10
Passing	12	13
Returns	5	3

Scoring	TD	Ru	Pa	Rt	PAT	FG	S	Pts.
Bruce Gossett	0	0	0	0	29-29	28-49	0	113
Dick Bass	8	8	0	0	0-0	0-0	0	48
Tom Moore	4	1	3	0	0-0	0-0	0	24
Roman Gabriel	3	3	0	0	0-0	0-0	0	18
Jack Snow	3	0	3	0	0-0	0-0	0	18
Tommy McDonald	2	0	2	0	0-0	0-0	0	12
Les Josephson	1	0	1	0	0-0	0-0	0	6
Bucky Pope	1	0	1	0	0-0	0-0	0	6
Jim Stiger	1	0	1	0	0-0	0-0	0	6
Marlin McKeever	1	0	1	0	0-0	0-0	0	6
Irv Cross	1	0	0	1	0-0	0-0	0	6
Lamar Lundy	1	0	0	1	0-0	0-0	0	6
Billy Truax	1	0	0	1	0-0	0-0	0	6
Clancy Williams	1	0	0	1	0-0	0-0	0	6
Chuck Lamson	1	0	0	1	0-0	0-0	0	6
Rosey Grier	0	0	0	0	0-0	0-0	1	2
Rams	29	12	12	5	29-29	28-49	1	289
Opponents	26	10	13	3	26-26	10-22	0	212

Usual Starters

E	Jack Snow	DE	Deacon Jones
LT	Joe Carollo	DT	Merlin Olsen
LG	Tom Mack	DT	Rosey Grier
C	Ken Iman	DE	Lamar Lundy
RG	Joe Scibelli	LLB	Jack Pardee
RT	Charlie Cowan	MLB	Bill George
TE	Billy Truax	RLB	Maxie Baughan
FL	Tommy McDonald	CB	Clancy Williams
QB	Roman Gabriel	CB	Irv Cross
RB	Les Josephson	S	Chuck Lamson
RB	Dick Bass	S	Eddie Meador

Rushing	No.	Yards	Avg.	Long	TD
Dick Bass	248	1,090	4.7	50	8
Tom Moore	104	292	2.8	18	1
Roman Gabriel	52	176	3.9	14	3
Les Josephson	14	97	6.9	14	0
Jim Stiger	24	95	4.0	19	0
Eddie Meador	1	7	7.0	7	0
Bill Munson	4	3	0.8	2	0
Rams	448	1,742	3.9	50	12
Opponents	401	1,302	3.2	n/a	10

Receiving	No.	Yards	Avg.	Long	TD
Tom Moore	60	433	7.2	30t	3
Tommy McDonald	55	714	13.0	62	2
Jack Snow	34	634	18.6	84t	3
Dick Bass	31	274	8.8	40	0
Billy Truax	29	314	10.8	21	0
Marlin McKeever	23	277	12.0	31	1
Jim Stiger	8	72	9.0	18	1
Steve Heckard	5	102	20.4	50	0
Les Josephson	2	10	5.0	6	1
Claude Crabb	1	47	47.0	47	0
Bucky Pope	1	14	14.0	14t	1
Rams	249	2,891	11.6	84t	12
Opponents	190	2,830	12.9	n/a	13

Interceptions	No.	Yards	Avg.	Long	TD
Clancy Williams	8	97	12.1	32t	1
Eddie Meador	5	60	12.0	31	0
Chuck Lamson	5	59	11.8	44t	1
Maxie Baughan	2	3	1.5	3	0
Jack Pardee	2	0	0.0	0	0
Irv Cross	1	60	60.0	60t	1
Deacon Jones	1	50	50.0	50	0
Lamar Lundy	1	33	33.0	33t	1
Hank Gremminger	1	0	0.0	0	0
Rams	26	362	13.9	60t	4
Opponents	17	338	19.9	100t	2

Punting	No.	Yards	Avg.	Long	Blk.
Jon Kilgore	71	3,037	42.8	58	0
Rams	71	3,037	42.8	58	0
Opponents	73	3,194	43.8	n/a	n/a

Punt Returns	No.	FC	Yards	Avg.	Long	TD
Jim Stiger	33	7	259	7.8	49	0
Irv Cross	12	4	82	6.8	24	0
Rams	45	11	341	7.6	49	0
Opponents	49	n/a	269	5.5	76	0

Kickoff Returns	No.	Yards	Avg.	Long	TD
Clancy Williams	15	420	28.0	81	0
Irv Cross	12	348	29.0	67	0
Jim Stiger	7	150	21.4	28	0
Henry Dyer	5	61	12.2	21	0
Dan Currie	1	25	25.0	25	0
Marlin McKeever	1	8	8.0	8	0
Chuck Lamson	1	3	3.0	3	0
Rams	42	1,015	24.2	81	0
Opponents	58	1,329	22.9	94	1

Passing	Att.	Comp.	Yards	Pct.	Yards/Att.	TD	TD%	Int.	Int%	LG	Sack/Lost	Rating
Roman Gabriel	397	217	2,540	54.7	6.40	10	2.5	16	4.0	84t	n/a	65.9
Bill Munson	50	30	284	60.0	5.68	2	4.0	1	2.0	25	n/a	80.8
Jon Kilgore	1	1	47	100.0	47.00	0	0.0	0	0.0	47	n/a	118.8
Tom Moore	1	1	20	100.0	20.00	0	0.0	0	0.0	20	n/a	118.8
Eddie Meador	1	0	0	0.0	0.00	0	0.0	0	0.0	0	n/a	39.6
Rams	450	249	2,891	55.3	5.04	12	2.7	17	3.8	84t	54/351	68.1
Opponents	406	190	2,830	46.8	5.47	13	3.2	26	6.4	n/a	45/361	54.1



1965 (4-10) 7th, Western Conf - H. Svare



Date	W/L	Score	Opponent	Attend.
9/19	L	0-20	at Detroit	(46,941)
9/26	W	30-28	Chicago	(36,359)
10/3	L	35-38	Minnesota	(36,755)
10/10	L	6-31	at Chicago	(45,760)
10/17	L	21-45	San Francisco	(38,615)
10/24	L	20-35	at Baltimore	(60,238)
10/31	L	7-31	Detroit	(35,187)
11/7	L	13-24	at Minnesota	(47,426)
11/14	L	3-6	at Green Bay	(48,485)
11/21	L	27-30	at San Francisco	(39,253)
11/28	W	21-10	Green Bay	(39,733)
12/5	W	27-3	at St. Louis	(27,943)
12/12	W	42-7	Cleveland	(49,048)
12/18	L	17-20	Baltimore	(46,636)
Total Attendance				(598,379)

	Rams	OPP
First Downs	251	208
Rushing	76	82
Passing	153	113
Penalty	22	13
Total Net Yards	4,179	4,023
Avg./Game	298.5	287.4
Total Plays	868	798
Avg./Play	4.8	5.0
Net Yards Rushing	1,464	1,409
Avg./Game	104.6	100.7
Total Rushes	378	417
Net Yards Passing	2,715	2,614
Avg./Game	193.9	186.7
Sacked-Yds. Lost	45-344	32-270
Gross Yards	3,059	2,884
Att-Comp-Int	445-230-19	349-205-11
Comp. %	51.7	58.7
Punts/Avg.	66-39.7	66-45.4
Penalties/Yards	61-560	70-566
Fumbles/ Ball Lost	40-22	27-15
Touchdowns	32	40
Rushing	8	16
Passing	22	22
Returns	2	2

Scoring	TD	Ru	Pa	Rt	PAT	FG	S	Pts.
Bruce Gossett	0	0	0	0	30-32	15-26	0	75
Tommy McDonald	9	0	9	0	0-0	0-0	0	54
Dick Bass	4	2	2	0	0-0	0-0	0	24
Marlin McKeever	4	0	4	0	0-0	0-0	0	24
Terry Baker	3	1	2	0	0-0	0-0	0	18
Jack Snow	3	0	3	0	0-0	0-0	0	18
Roman Gabriel	2	2	0	0	0-0	0-0	0	12
Bill Munson	1	1	0	0	0-0	0-0	0	6
Ben Wilson	1	1	0	0	0-0	0-0	0	6
Billy Truax	1	0	1	0	0-0	0-0	0	6
Eddie Meador	1	1	0	0	0-0	0-0	0	6
Willie Brown	1	0	1	0	0-0	0-0	0	6
Aaron Martin	1	0	0	1	0-0	0-0	0	6
Frank Molden	1	0	0	1	0-0	0-0	0	6
Deacon Jones	0	0	0	0	0-0	0-0	1	2
Rams	32	8	22	2	30-32	15-26	1	269
Opponents	40	16	22	2	40-40	16-32	0	328

Usual Starters

E	Jack Snow	DE	Deacon Jones
T	Joe Carollo	DT	Merlin Olsen
LG	Don Chuy	DT	Rosey Grier
C	Ken Iman	DE	Lamar Lundy
RG	Joe Scibelli	LLB	Tony Guillory
RT	Charlie Cowan	MLB	Doug Woodlief
TE	Marlin McKeever	RLB	Dan Currie
FL	Tommy McDonald	CB	Clancy Williams
QB	Roman Gabriel	CB	Danny McIlhany
RB	Les Josephson	S	Chuck Lamson
RB	Dick Bass	S	Eddi Meador

Passing	Att.	Comp.	Yards	Pct.	Yards/Att.	TD	TD%	Int.	Int%	Long	Sack/Lost	Rating
Roman Gabriel	173	83	1,321	48.0	7.64	11	6.4	5	2.9	60t	n/a	83.0
Bill Munson	267	144	1,701	53.9	6.37	10	3.7	14	5.2	47t	n/a	64.2
Les Josephson	2	1	15	50.0	7.50	1	50.0	0	0.0	15t	n/a	114.6
Terry Baker	1	1	14	100.0	14.00	0	0.0	0	0.0	14	n/a	118.8
Ben Wilson	1	1	8	100.0	8.00	0	0.0	0	0.0	8	n/a	118.8
Eddie Meador	1	0	0	0.0	0.00	0	0.0	0	0.0	0	n/a	39.6
Rams	445	230	3,059	51.7	6.87	22	4.9	19	4.3	60t	45/344	72.5
Opponents	349	205	2,884	58.7	6.86	22	6.3	11	3.2	n/a	32/270	93.3

Rushing	No.	Yards	Avg.	Long	TD
Dick Bass	121	549	4.8	49t	2
Les Josephson	71	225	3.5	18	0
Ben Wilson	60	189	3.4	20	1
Bill Munson	26	157	6.8	38	1
Willie Brown	44	133	3.5	19	0
Terry Baker	25	82	3.3	10	1
Roman Gabriel	23	79	4.1	17	2
Eddie Meador	2	35	17.5	24	1
Jim Stiger	3	12	4.0	4	0
Clancy Williams	3	3	1.0	2	0
Rams	378	1,464	3.9	49t	8
Opponents	417	1,409	3.4	n/a	16

Receiving	No.	Yards	Avg.	Long	TD
Tommy McDonald	67	1,036	15.5	51	9
Marlin McKeever	44	542	12.3	47t	4
Jack Snow	38	559	14.7	60t	3
Terry Baker	22	210	9.5	38t	2
Dick Bass	21	230	11.0	36	2
Les Josephson	18	169	9.4	30	0
Ben Wilson	9	110	12.2	38	0
Billy Truax	6	108	18.0	59t	1
Willie Brown	4	91	22.8	37	1
Steve Heckard	1	4	4.0	4	0
Rams	230	3,059	13.3	60t	22
Opponents	205	2,884	14.1	n/a	22

Interceptions	No.	Yards	Avg.	Long	TD
Aaron Martin	2	60	30.0	37t	1
Eddie Meador	2	57	28.5	29	0
Danny McIlhany	2	7	3.5	7	0
Chuck Lamson	2	0	0.0	0	0
Frank Molden	1	59	59.0	59	0
Jerry Richardson	1	33	33.0	33	0
Cliff Livingston	1	8	8.0	0	0
Rams	11	224	20.4	59	1
Opponents	19	156	8.2	26	0

Punting	No.	Yards	Avg.	Long	Bik.
Billy Lothridge	42	1,619	38.5	55	1
Jon Kilgore	24	999	41.6	56	0
Rams	66	2,618	39.7	56	1
Opponents	66	2,997	45.4	n/a	n/a

Punt Returns	No.	FC	Yards	Avg.	Long	TD
Jim Stiger	13	1	106	8.2	22	0
Willie Brown	9	7	63	7.0	15	0
Bobby Smith	9	0	56	6.2	19	0
Dick Bass	1	0	0	0.0	0	0
Rams	32	8	225	7.0	22	0
Opponents	25	n/a	176	7.0	n/a	1

Kickoff Returns	No.	Yards	Avg.	Long	TD
Willie Brown	24	615	25.6	52	0
Bobby Smith	17	457	26.9	56	0
Clancy Williams	9	213	23.7	31	0
Ben Wilson	3	66	22.0	29	0
Rams	53	1,351	25.5	56	0
Opponents	54	1,364	25.3	92	0



1964 (5-7-2) 5th, Western Conf - H. Svare



Date	W/L	Score	Opponent	Attend.
9/13	W	26-14	at Pittsburgh	(33,988)
9/19	T	17-17	Detroit	(52,001)
9/27	W	22-13	Minnesota	(50,009)
10/4	L	20-35	at Baltimore	(56,537)
10/11	L	17-38	at Chicago	(47,358)
10/18	W	42-14	San Francisco	(54,355)
10/25	W	27-17	at Green Bay	(47,617)
11/1	L	17-37	at Detroit	(52,064)
11/8	W	20-10	Philadelphia	(53,994)
11/15	L	24-34	Chicago	(61,115)
11/22	L	7-24	Baltimore	(72,137)
11/29	L	13-34	at Minnesota	(31,677)
12/6	L	7-28	at San Francisco	(31,791)
12/13	T	24-24	Green Bay	(40,735)
Total Attendance				(685,378)

	Rams	OPP
First Downs	208	235
Rushing	78	92
Passing	104	131
Penalty	26	12
Total Net Yards	3,908	4,195
Avg./Game	279.1	299.6
Total Plays	833	903
Avg./Play	4.7	4.6
Net Yards Rushing	1,629	1,501
Avg./Game	116.4	107.2
Total Rushes	400	419
Net Yards Passing	2,279	2,694
Avg./Game	162.8	192.4
Sacked-Yds. Lost	65-490	49-400
Gross Yards	2,769	3,094
Att-Comp-Int	368-173-20	435-213-17
Comp. %	47.0	49.0
Punts/Avg.	82-44.1	73-45.1
Penalties/Yards	76-803	70-675
Fumbles/ Ball Lost	40-19	28-13
Touchdowns	33	44
Rushing	11	14
Passing	18	27
Returns	4	3

Scoring	TD	Ru	Pa	Rt	PAT	FG	S	Pts.
Bruce Gossett	0	0	0	0	31-33	18-24	0	85
Bucky Pope	10	0	10	0	0-0	0-0	0	60
Ben Wilson	6	5	1	0	0-0	0-0	0	36
Les Josephson	4	3	1	0	0-0	0-0	0	24
Red Phillips	2	0	2	0	0-0	0-0	0	12
Dick Bass	2	2	0	0	0-0	0-0	0	12
Bobby Smith	2	0	0	2	0-0	0-0	0	12
Carroll Dale	2	0	2	0	0-0	0-0	0	12
Duane Allen	1	0	1	0	0-0	0-0	0	6
Lamar Lundy	1	0	0	1	0-0	0-0	0	6
Roman Gabriel	1	1	0	0	0-0	0-0	0	6
Marlin McKeever	1	0	1	0	0-0	0-0	0	6
Aaron Martin	1	0	0	1	0-0	0-0	0	6
Rams	33	11	18	4	31-33	18-24	0	283
Opponents	44	14	27	3	42-44	11-27	0	339

Usual Starters

E	Red Phillips	DE	Deacon Jones
LT	Joe Carollo	DT	Merlin Olsen
LG	Charlie Cowan	DT	Rosey Grier
C	Art Hunter	DE	Lamar Lundy
RG	Don Chuy	LLB	Marlin McKeever
RT	Frank Varrichione	MLB	Mike Henry
TE	Marlin McKeever	RLB	Jack Pardee
FL	Bucky Pope	CB	Bobby Smith
QB	Bill Munson	CB	Eddie Meador
RB	Les Josephson	S	Lindon Crow
RB	Ben Wilson	S	Carver Shannon

Rushing	No.	Yards	Avg.	Long	TD
Ben Wilson	159	553	3.5	27	5
Les Josephson	96	451	4.7	75	3
Dick Bass	72	342	4.8	59	2
Bill Munson	19	150	7.9	33	0
Terry Baker	24	82	3.4	18	0
Carver Shannon	17	35	2.1	8	0
Bucky Pope	2	11	5.5	17	0
Roman Gabriel	11	5	0.5	6	1
Rams	400	1,629	4.1	75	11
Opponents	419	1,501	3.6	n/a	14

Receiving	No.	Yards	Avg.	Long	TD
Marlin McKeever	41	582	14.2	46	1
Carroll Dale	32	544	17.0	44	2
Bucky Pope	25	786	31.4	95t	10
Les Josephson	21	269	12.8	58	1
Red Phillips	17	245	14.4	33	2
Ben Wilson	15	116	7.7	30	1
Dick Bass	9	83	9.2	24	0
Terry Baker	8	92	11.5	31	0
Duane Allen	2	29	14.5	19	1
Carver Shannon	2	4	2.0	10	0
Willie Brown	1	19	19.0	19	0
Rams	173	2,769	16.0	95t	18
Opponents	213	2,694	12.7	n/a	27

Interceptions	No.	Yards	Avg.	Long	TD
Jerry Richardson	5	146	29.2	41	0
Eddie Meador	3	50	16.7	30	0
Aaron Martin	2	107	53.5	71t	1
Bobby Smith	2	97	48.5	97t	1
Frank Budka	2	18	9.0	18	0
Jack Pardee	1	32	32.0	32	0
Lindon Crow	1	23	23.0	23	0
Lamar Lundy	1	14	14.0	14t	1
Rams	17	487	28.6	97t	3
Opponents	20	452	24.6	79	2

Punting	No.	Yards	Avg.	Long	Blk.
Danny Villanueva	82	3,616	44.1	58	0
Rams	82	3,616	44.1	58	0
Opponents	73	3,291	45.1	n/a	n/a

Punt Returns	No.	FC	Yards	Avg.	Long	TD
Carver Shannon	15	6	81	5.4	22	0
Bobby Smith	12	9	68	5.7	16	0
Willie Brown	4	3	23	5.8	8	0
Eddie Meador	2	2	9	4.5	9	0
Dick Bass	1	0	0	0.0	0	0
Rams	34	20	181	5.3	22	0
Opponents	43	n/a	360	8.4	52	0

Kickoff Returns	No.	Yards	Avg.	Long	TD
Carver Shannon	18	442	24.6	40	0
Bobby Smith	20	489	24.5	56	0
Eddie Meador	6	148	24.7	30	0
Willie Brown	6	122	20.3	26	0
Aaron Martin	2	18	9.0	11	0
Gary Larsen	2	14	7.0	14	0
Dick Bass	1	25	25.0	25	0
Marv Harris	1	0	0.0	0	0
Rams	56	1,258	22.5	56	0
Opponents	58	1,544	26.6	63	0

Passing	Att.	Comp.	Yards	Pct.	Yds./Att.	TD	TD%	Int.	Int%	Long	Sack/Lost	Rating
Roman Gabriel	143	65	1,236	45.5	8.64	9	6.3	5	3.5	70t	n/a	82.4
Bill Munson	223	108	1,533	48.4	6.87	9	4.0	15	6.7	95t	n/a	56.5
Terry Baker	1	0	0	0.0	0.00	0	0.0	0	0.0	0	n/a	39.6
Eddie Meador	1	0	0	0.0	0.00	0	0.0	0	0.0	0	n/a	39.6
Rams	368	173	2,769	47.0	7.52	18	4.9	20	5.4	95t	65/490	66.3
Opponents	435	213	2,694	49.0	6.19	27	6.2	17	3.9	n/a	49/400	73.1



1963 (5-9) 6th, Western Conf - H. Svare



Date	W/L	Score	Opponent	Attend.
9/14	L	2-23	Detroit	(49,342)
9/21	L	14-37	Washington	(29,295)
9/29	L	6-20	at Cleveland	(54,713)
10/6	L	10-42	at Green Bay	(42,327)
10/13	L	14-52	Chiaco	(40,476)
10/20	W	27-24	Minnesota	(30,565)
10/27	W	28-21	San Francisco	(45,532)
11/3	L	13-21	at Minnesota	(33,567)
11/10	L	0-6	at Chicago	(48,312)
11/17	W	28-21	at Detroit	(44,951)
11/24	W	17-16	Baltimore	(48,555)
12/1	W	21-17	at San Francisco	(33,321)
12/7	L	14-31	Green Bay	(52,357)
12/15	L	16-19	at Baltimore	(52,834)
Total Attendance				(606,147)

	Rams	OPP
First Downs	209	244
Rushing	80	100
Passing	117	126
Penalty	12	18
Total Net Yards	3,470	4,538
Avg./Game	247.8	324.1
Total Plays	848	837
Avg./Play	4.1	5.4
Net Yards Rushing	1,393	1,785
Avg./Game	99.5	127.5
Total Rushes	405	431
Net Yards Passing	2,007	2,753
Avg./Game	143.3	196.6
Sacked-Yds. Lost	59-481	27-272
Gross Yards	2,488	3,025
Att-Comp-Int	384-186-22	379-208-19
Comp. %	48.4	54.9
Punts/Avg.	85-44.7	61-42.5
Penalties/Yards	70-788	63-558
Fumbles/ Ball Lost	30-17	25-13
Touchdowns	26	43
Rushing	14	14
Passing	11	25
Returns	1	4

Scoring	TD	Ru	Pa	Rt	PAT	FG	S	Pts.
Villanueva	0	0	0	0	25-26	9-17	0	52
Dale	7	0	7	0	0-0	0-0	0	42
Bass	5	5	0	0	0-0	0-0	0	30
Perkins	4	4	0	0	0-0	0-0	0	24
Gabriel	3	3	0	0	0-0	0-0	0	18
Arnett	2	1	1	0	0-0	0-0	0	12
Wilson	2	1	1	0	0-0	0-0	0	12
Atkins	1	0	1	0	0-0	0-0	0	6
Phillips	1	0	1	0	0-0	0-0	0	6
Shannon	1	0	0	1	0-0	0-0	0	6
Crow	0	0	0	0	0-0	0-0	1	2
Rams	26	14	11	1	25-26	9-17	1	210
Opponents	43	14	25	4	39-43	17-35	1	350

Usual Starters

E	Red Phillips	DE	Deacon Jones
LT	Joe Carollo	DT	Merlin Olsen
LG	Charlie Cowan	DT	Rosey Grier
C	Art Hunter	DE	Lamar Lundy
RG	Don Chuy	LLB	Marlin McKeever
RT	Frank Varrichione	MLB	Mike Henry
TE	Marlin McKeever	RLB	Jack Pardee
FL	Carroll Dale	CB	Bobby Smith
QB	Roman Gabriel	CB	Eddie Meador
RB	Dick Bass	S	Lindon Crow
RB	Jon Arnett	S	Carver Shannon

Rushing	No.	Yards	Avg.	Long	TD
Dick Bass	143	520	3.6	51	5
Ben Wilson	109	394	3.6	39	1
Jon Arnett	58	208	3.6	20	1
Roman Gabriel	39	132	3.4	16	3
Art Perkins	37	70	1.9	8	4
Terry Baker	9	46	5.1	12	0
Carroll Dale	1	12	12.0	12	0
Pervis Atkins	5	11	2.2	6	0
Eddie Meador	1	1	1.0	1	0
Zeke Bratkowski	1	3	3.0	3	0
Rams	405	1,393	3.4	51	14
Opponents	431	1,785	4.1	n/a	14

Receiving	No.	Yards	Avg.	Long	TD
Red Phillips	54	793	14.7	52	1
Carroll Dale	34	638	18.8	66t	7
Dick Bass	30	348	11.6	53	0
Jon Arnett	15	119	7.9	41	1
Pervis Atkins	14	174	12.4	21	1
Marlin McKeever	11	152	13.8	29	0
Ben Wilson	9	173	19.2	77t	1
John Adams	9	93	10.3	19	0
Art Perkins	8	61	7.6	17	0
Carver Shannon	2	7	3.5	6	0
Rams	186	2,488	11.2	77t	11
Opponents	208	3,025	13.2	n/a	25

Interceptions	No.	Yards	Avg.	Long	TD
Eddie Meador	6	38	6.3	20	0
Mike Henry	5	43	8.6	28	0
Bobby Smith	2	11	6.5	11	0
Jack Pardee	2	5	2.5	5	0
Carley Britt	1	45	45.0	45	0
Nat Whitmyer	1	27	27.0	27	0
Cliff Livingston	1	13	13.0	13	0
Deacon Jones	1	0	0.0	0	0
Rams	19	182	9.6	45	0
Opponents	22	369	16.8	70t	2

Punting	No.	Yards	Avg.	Long	Blk.
Villanueva	81	3,678	45.4	68	0
Adams	4	121	30.3	42	0
Rams	85	3,799	44.7	68	0
Opponents	61	2,591	42.5	n/a	n/a

Punt Returns	No.	FC	Yards	Avg.	Long	TD
Carver Shannon	15	11	132	8.8	29	0
Pervis Atkins	12	3	36	3.0	9	0
Bobby Smith	2	0	20	10.0	20	0
Dick Bass	1	0	11	11.0	11	0
Jon Arnett	1	1	7	7.0	7	0
Nat Whitmyer	0	1	0	0.0	0	0
Rams	31	16	206	6.6	29	0
Opponents	60	n/a	681	11.4	51	0

Kickoff Returns	No.	Yards	Avg.	Long	TD
Carver Shannon	28	823	29.4	99t	1
Pervis Atkins	19	429	22.6	35	0
Jon Arnett	12	279	23.3	34	0
Nat Whitmyer	3	80	26.7	30	0
Marlin McKeever	2	8	4.0	8	0
Charlie Cowan	2	0	0.0	0	0
Ben Wilson	1	17	17.0	17	0
Art Perkins	1	15	15.0	15	0
Alvin Hall	1	0	0.0	0	0
Merlin Olsen	1	0	0.0	0	0
Rams	70	1,651	23.6	99t	1
Opponents	44	1,076	24.5	98t	2

Passing	Att.	Comp.	Yards	Pct.	Yards/Att.	TD	TD%	Int.	Int%	Long	Sack/Lost	Rating
Roman Gabriel	281	130	1,947	46.3	6.93	8	2.8	11	3.9	77t	n/a	62.7
Zeke Bratkowski	82	45	471	54.9	5.74	3	3.7	6	7.3	42	n/a	53.5
Terry Baker	19	11	140	57.9	7.37	0	0.0	4	21.1	49	n/a	41.4
Dick Bass	1	0	0	0.0	0.00	0	0.0	0	0.0	0	n/a	39.6
Jon Arnett	1	0	0	0.0	0.00	0	0.0	1	100.0	0	n/a	0.0
Rams	384	186	3,025	48.4	5.41	11	2.9	22	5.7	77t	59/481	55.9
Opponents	379	208	2,488	54.9	7.26	25	6.6	19	5.0	n/a	27/272	79.2



1962 (1-12-1) 7th, Western Conf - B. Waterfield (8)H. Svare (6)



Date	W/L	Score	Opponent	Attend.
9/16	L	27-30	at Baltimore	(54,796)
9/23	L	23-27	Chicago	(44,376)
9/30	L	17-27	Dallas	(26,907)
10/7	L	14-20	at Washington	(38,264)
10/14	L	10-13	at Detroit	(53,714)
10/21	L	14-38	Minnesota	(33,071)
10/28	W	28-14	at San Francisco	(51,033)
11/4	L	3-12	Detroit	(44,241)
11/11	L	2-14	Baltimore	(39,502)
11/18	L	17-24	San Francisco	(42,554)
11/25	T	24-24	at Minnesota	(26,728)
12/2	L	10-41	at Green Bay	(46,833)
12/9	L	14-30	at Chicago	(38,685)
12/16	L	17-20	Green Bay	(60,057)
Total Attendance				(600,761)

	Rams	OPP
First Downs	201	256
Rushing	84	119
Passing	107	124
Penalty	10	13
Total Net Yards	3,865	4,981
Avg./Game	276.1	355.8
Total Plays	855	969
Avg./Play	5.2	5.7
Net Yards Rushing	1,689	2,092
Avg./Game	120.6	149.4
Total Rushes	376	501
Net Yards Passing	2,176	2,889
Avg./Game	155.4	206.4
Sacked-Yds. Lost	n/a-348	n/a-255
Gross Yards	2,524	3,144
Att-Comp-Int	372-189-19	379-217-19
Comp. %	50.8	57.3
Punts/Avg.	87-45.5	56-45.5
Penalties/Yards	71-704	52-592
Fumbles/Balls Lost	26-16	30-12
Touchdowns	27	42
Rushing	10	14
Passing	14	25
Returns	3	3

Scoring	TD	Ru	Pa	Rt	PAT	FG	S	Pts.
Danny Villanueva	0	0	0	0	26-27	10-20	0	56
Dick Bass	8	6	2	0	0-0	0-0	0	48
Red Phillips	5	0	5	0	0-0	0-0	0	30
Carroll Dale	3	0	3	0	0-0	0-0	0	18
Duane Allen	2	0	2	0	0-0	0-0	0	12
Jon Arnett	2	2	0	0	0-0	0-0	0	12
Art Perkins	2	2	0	0	0-0	0-0	0	12
Jack Pardee	1	0	0	1	0-0	0-0	1	8
Pervis Atkins	1	0	1	0	0-0	0-0	0	6
Lindon Crow	1	0	0	1	0-0	0-0	0	6
Ollie Matson	1	0	1	0	0-0	0-0	0	6
Merlin Olsen	1	0	0	1	0-0	0-0	0	6
Rams	27	10	14	3	26-27	10-20	1	220
Opponents	42	14	25	3	38-42	14-33	1	334

Usual Starters

E	Red Phillips	DE	Deacon Jones
LT	Joe Carollo	DT	Merlin Olsen
LG	Charlie Cowan	DT	John LoVetere
C	Art Hunter	DE	Lamar Lundy
RG	Duane Puttnam	LLB	Marlin McKeever
RT	Frank Varrichione	MLB	Mike Henry
FL	Carroll Dale	RLB	Jack Pardee
FL	Pervis Atkins	CB	Carley Britt
QB	Zeke Bratkowski	CB	Eddie Meador
RB	Dick Bass	S	Lindon Crow
RB	Jon Arnett	S	Carver Shannon

	No.	Yards	Avg.	Long	TD
Rushing					
Dick Bass	196	1,033	5.3	57	6
Jon Arnett	76	238	3.1	40	2
Art Perkins	48	181	3.8	20	2
Roman Gabriel	18	93	5.2	15	0
Glenn Shaw	18	76	4.2	30	0
Ron Miller	3	27	9.0	13	0
Pervis Atkins	7	19	2.7	16	0
Zeke Bratkowski	7	14	2.0	11	0
Les Richter	0	8	--	8	0
Ollie Matson	3	0	0.0	2	0
Rams	376	1,689	4.5	57	10
Opponents	501	2,092	4.2	n/a	14

	No.	Yards	Avg.	Long	TD
Receiving					
Red Phillips	60	875	14.6	65t	5
Pervis Atkins	35	393	11.2	48t	1
Dick Bass	30	262	8.7	33t	2
Carroll Dale	29	584	20.1	80t	3
Art Perkins	14	83	5.9	13	0
Jon Arnett	12	137	11.4	40	0
Duane Allen	3	90	30.0	43t	2
Glenn Shaw	3	51	17.0	30	0
Ollie Matson	3	49	16.3	20t	1
Rams	189	2,524	11.5	80t	14
Opponents	217	2,889	13.3	n/a	25

	No.	Yards	Avg.	Long	TD
Interceptions					
Lindon Crow	5	100	20.0	65t	1
Carver Shannon	4	33	8.3	20	0
Charley Britt	3	50	16.7	28	0
Marlin McKeever	2	1	0.5	1	0
Bobby Smith	1	47	47.0	47	0
Merlin Olsen	1	20	20.0	20t	1
Mike Henry	1	10	10.0	10	0
Alvin Hall	1	0	0.0	0	0
Eddie Meador	1	0	0.0	0	0
Rams	19	261	13.7	65t	2
Opponents	19	293	15.4	101t	2

	No.	Yards	Avg.	Long	Bik.
Punting					
Danny Villanueva	87	3,960	45.5	65	1
Rams	87	3,960	45.5	65	1
Opponents	56	2,550	45.5	n/a	n/a

	No.	Yards	Avg.	Long	TD
Punt Returns					
Pervis Atkins	11	94	8.5	45	0
Dick Bass	6	81	13.5	48	0
Jon Arnett	5	49	9.8	21	0
Alvin Hall	4	21	5.3	11	0
Bobby Smith	1	7	7.0	7	0
Rams	27	252	9.3	48	0
Opponents	55	567	10.3	46	1

	No.	Yards	Avg.	Long	TD
Kickoff Returns					
Pervis Atkins	28	676	24.1	41	0
Dick Bass	19	446	23.5	40	0
Alvin Hall	8	178	22.3	32	0
Jon Arnett	2	87	43.5	50	0
Bobby Smith	2	60	30.0	41	0
Deacon Jones	1	0	0.0	0	0
Rams	60	1,447	24.1	50	0
Opponents	50	1,211	24.2	n/a	0

Passing	Att.	Comp.	Yards	Pct.	Yards/Att.	TD	TD%	Int.	Int%	Long	Sack/Lost	Rating
Zeke Bratkowski	219	110	1,541	50.2	7.04	9	4.1	16	7.3	80t	n/a	56.5
Roman Gabriel	101	57	670	56.4	6.63	3	2.9	2	2.0	65t	n/a	78.4
Ron Miller	43	17	250	39.5	5.81	1	2.3	1	2.3	55t	n/a	57.3
Jon Arnett	5	3	28	60.0	5.60	1	20.0	0	0.0	15t	n/a	115.0
Ollie Matson	1	1	13	100.0	13.00	0	0.0	0	0.0	13	n/a	118.8
Dick Bass	3	1	22	33.3	7.33	0	0.0	0	0.0	22	n/a	60.4
Rams	372	189	2,524	50.8	5.90	14	3.8	19	5.1	80t	n/a/348	64.0
Opponents	379	217	2,889	57.3	7.60	25	6.6	19	5.0	n/a	n/a/255	82.7



1961 (4-10) 6th, Western Conf - B. Waterfield



Date	W/L	Score	Opponent	Attend.
9/17	L	24-27	at Baltimore	(54,259)
9/23	L	17-21	Chicago	(53,315)
10/1	W	24-14	Pittsburgh	(40,707)
10/8	L	0-35	at San Francisco	(59,004)
10/15	L	13-14	at Detroit	(45,873)
10/22	L	14-24	at New York Giants	(63,053)
10/29	L	10-28	Detroit	(49,123)
11/5	W	31-17	Minnesota	(38,594)
11/12	W	17-7	San Francisco	(63,766)
11/19	L	17-35	at Green Bay	(38,669)
11/26	L	24-28	at Chicago	(45,965)
12/3	L	21-42	at Minnesota	(30,068)
12/9	W	34-17	Baltimore	(41,268)
12/17	L	17-24	Green Bay	(49,169)
Total Attendance				(672,833)

	Rams	OPP
First Downs	236	279
Rushing	109	136
Passing	111	121
Penalty	16	22
Total Net Yards	4,295	4,813
Avg./Game	306.8	343.8
Total Plays	892	908
Avg./Play	4.8	5.4
Net Yards Rushing	1,958	2,440
Avg./Game	139.9	174.3
Total Rushes	415	508
Net Yards Passing	2,337	2,373
Avg./Game	166.9	169.5
Sacked-Yds. Lost	n/a-372	n/a-269
Gross Yards	2,709	2,642
Att-Comp-Int	386-199-21	328-184-23
Comp. %	51.6	56.1
Punts/Avg.	64-40.1	51-43.3
Penalties/Yards	63-599	75-662
Fumbles/Balls Lost	21-11	27-16
Touchdowns	32	45
Rushing	17	26
Passing	13	19
Returns	2	0

Scoring	TD	Ru	Pa	Rt	PAT	FG	S	Pts.
Danny Villanueva	0	0	0	0	32-32	13-27	0	71
Jon Arnett	5	4	0	1	0-0	0-0	0	30
Dick Bass	5	4	0	1	0-0	0-0	0	30
Ollie Matson	5	2	3	0	0-0	0-0	0	30
Red Phillips	5	0	5	0	0-0	0-0	0	30
Joe Marconi	4	3	1	0	0-0	0-0	0	24
Zeke Bratkowski	3	3	0	0	0-0	0-0	0	18
Duane Allen	2	0	2	0	0-0	0-0	0	12
Carroll Dale	2	0	2	0	0-0	0-0	0	12
Tommy Wilson	1	1	0	0	0-0	0-0	0	6
Rams	32	17	13	2	32-32	13-27	0	263
Opponents	45	26	19	0	45-45	6-21	0	333

Usual Starters

E	Red Phillips	DE	Deavon Jones
LT	Jim Boeke	DT	Urban Henry
LG	Charlie Cowan	DT	John LoVetere
C	Art Hunter	DE	Lamar Lundy
RG	Roy Hord	LLB	Jack Pardee
RT	Frank Varrichione	MLB	Les Richter
FL	Ollie Matson	RLB	Bill Jobko
FL	Carroll Dale	CB	Charley Britt
QB	Zeke Bratkowski	CB	Eddie Meador
RB	Dick Bass	S	Lindon Crow
RB	Jon Arnett	S	Clendon Thomas

Passing	Att.	Comp.	Yards	Pct.	Yards/Att.	TD	TD%	Int.	Int%	Long	Sack/Lost	Rating
Zeke Bratkowski	230	124	1,547	53.9	6.73	8	3.5	13	5.7	84t	n/a	63.1
Frank Ryan	142	72	1,115	50.7	7.85	5	3.5	7	4.9	96t	n/a	68.3
Jon Arnett	13	3	47	23.1	3.62	0	0.0	1	7.7	20	n/a	10.1
Danny Villanueva	1	0	0	0.0	0.00	0	0.0	0	0.0	0	n/a	39.6
Rams	386	199	2,709	51.6	6.05	13	3.4	21	5.4	96t	n/a/372	62.8
Opponents	328	184	2,373	56.1	7.20	19	5.8	23	7.0	n/a	n/a/269	69.1

Rushing	No.	Yards	Avg.	Long	TD
Jon Arnett	158	609	3.9	26	4
Dick Bass	98	608	6.2	73t	4
Tommy Wilson	44	220	5.0	34	1
Ollie Matson	24	181	7.5	69t	2
Joe Marconi	36	146	4.1	14	3
Frank Ryan	38	139	3.7	28	0
Zeke Bratkowski	12	36	3.0	16	3
Pervis Atkins	5	19	3.8	13	0
Rams	415	1,958	4.7	73t	17
Opponents	508	2,440	4.9	n/a	26

Receiving	No.	Yards	Avg.	Long	TD
Red Phillips	78	1,092	14.0	69t	5
Carroll Dale	35	561	16.0	68t	2
Ollie Matson	29	537	18.5	96t	3
Jon Arnett	28	194	6.9	29	0
Dick Bass	16	145	9.1	37	0
Pervis Atkins	5	67	13.4	28	0
Joe Marconi	4	20	5.0	8t	1
Duane Allen	2	80	40.0	48t	2
Tommy Wilson	1	12	12.0	12	0
Joe Scibelli	1	1	1.0	1	0
Rams	199	2,709	11.7	96t	13
Opponents	184	2,373	12.9	n/a	19

Interceptions	No.	Yards	Avg.	Long	TD
Lindon Crow	6	117	19.5	31	0
Charley Britt	5	29	5.8	13	0
Les Richter	4	44	11.0	17	0
Clendon Thomas	3	11	3.7	7	0
Eddie Meador	1	34	34.0	34	0
Bill Jobko	1	16	16.0	16	0
Bob Long	1	10	10.0	10	0
George Strugar	1	4	4.0	4	0
Jack Pardee	1	2	2.0	2	0
Alvin Hall	0	10	10.0	10	0
Rams	23	277	12.0	34	0
Opponents	21	280	13.3	41	0

Punting	No.	Yards	Avg.	Long	Bk.
Danny Villanueva	46	1,845	40.1	53	0
Zeke Bratkowski	12	458	38.2	51	0
Joe Marconi	6	265	44.2	50	0
Rams	64	2,568	40.1	53	0
Opponents	51	2,206	43.3	n/a	n/a

Punt Returns	No.	Yards	Avg.	Long	TD
Jon Arnett	10	75	7.5	17	0
Dick Bass	4	109	27.3	90t	1
Rams	14	184	13.1	90t	1
Opponents	36	384	10.7	48	0

Kickoff Returns	No.	Yards	Avg.	Long	TD
Dick Bass	23	698	30.3	64	0
Jon Arnett	25	653	26.1	105t	1
Pervis Atkins	4	77	19.3	20	0
Frank Varrichione	3	23	7.7	11	0
Deacon Jones	1	12	12.0	12	0
Rams	56	1,463	26.1	105t	1
Opponents	53	1,380	26.0	61	0



1960 (4-7-1) 6th, Western Conf - B. Waterfield



Date	W/L	Score	Opponent	Attend.
9/23	L	21-43	St. Louis	(47,448)
10/2	L	9-13	at San Francisco	(53,633)
10/9	L	27-34	at Chicago	(47,776)
10/16	L	17-31	at Baltimore	(57,808)
10/23	T	24-24	Chicago	(63,438)
10/30	W	48-35	Detroit	(53,295)
11/6	W	38-13	at Dallas	(16,000)
11/13	L	10-12	at Detroit	(54,019)
11/21	W	33-31	at Green Bay	(35,763)
12/4	L	7-23	Sand Francisco	(77,254)
12/11	W	10-3	Baltimore	(75,461)
12/17	L	21-35	Green Bay	(53,445)
Total Attendance				(635,340)

	Rams	OPP
First Downs	194	221
Rushing	76	87
Passing	101	114
Penalty	17	20
Total Net Yards	3,271	4,073
Avg./Game	272.6	339.4
Total Plays	764	837
Avg./Play	4.3	4.9
Net Yards Rushing	1,449	1,718
Avg./Game	120.8	143.2
Total Rushes	343	419
Net Yards Passing	1,822	2,355
Avg./Game	151.8	196.3
Sacked-Yds. Lost	n/a-366	n/a-155
Gross Yards	2,188	2,510
Att-Comp-Int	335-177-22	339-168-23
Comp. %	52.8	49.6
Punts/Avg.	64-42.3	50-43.8
Penalties/Yards	64-625	59-517
Fumbles/ Ball Lost	17-9	29-13
Touchdowns	32	35
Rushing	9	16
Passing	19	18
Returns	4	1

Scoring	TD	Ru	Pa	Rt	PAT	FG	S	Pts.
Danny Villanueva	0	0	0	0	28-28	12-19	0	64
Red Phillips	8	0	8	0	0-0	0-0	0	48
Jon Arnett	4	2	2	0	0-0	0-0	0	24
Carroll Dale	3	0	3	0	0-0	0-0	0	18
Joe Marconi	3	3	0	0	0-0	0-0	0	18
Frank Ryan	2	1	1	0	0-0	0-0	0	12
Clendon Thomas	2	0	2	0	0-0	0-0	0	12
Billy Wade	2	2	0	0	0-0	0-0	0	12
Tommy Wilson	2	0	2	0	0-0	0-0	0	12
Lou Michaels	0	0	0	0	1-1	2-3	0	7
Charley Britt	1	0	0	1	0-0	0-0	0	6
Lamar Lundy	1	0	0	1	0-0	0-0	0	6
John LoVetere	1	0	0	1	0-0	0-0	0	6
Ollie Matson	1	1	0	0	0-0	0-0	0	6
Eddie Meador	1	0	0	1	0-0	0-0	0	6
Del Shofner	1	0	1	0	0-0	0-0	0	6
Les Richter	0	0	0	0	2-2	0-0	0	2
Rams	32	9	19	4	31-31	14-22	0	265
Opponents	35	16	18	1	34-35	17-29	1	297

Usual Starters

E	Red Phillips	DE	Gene Brito
LT	Jim Boeke	DT	George Strugar
LG	Buck Lansford	DT	John LoVetere
C	Art Hunter	DE	Lamar Lundy
RG	Roy Hord	LLB	Jack Pardee
RT	Charlie Bradshaw	MLB	Les Richter
FL	Ollie Matson	RLB	Bill Jobko
FL	Carroll Dale	CB	Charley Britt
QB	Billy Wade	CB	Eddie Meador
RB	Joe Marconi	S	Will Sherman
RB	Jon Arnett	S	Clendon Thomas

Passing	Att.	Comp.	Yards	Pct.	Yards/Att.	TD	TD%	Int.	Int%	Long	Sack/Lost	Rating
Billy Wade	182	106	1,294	58.2	7.11	12	6.6	11	6.0	63	n/a	77.0
Frank Ryan	128	62	816	48.4	6.38	7	5.5	9	7.0	61t	n/a	57.9
Buddy Humphrey	24	9	78	37.5	3.25	0	0.0	2	8.3	16	n/a	12.2
Jon Arnett	1	0	0	0.0	0.00	0	0.0	0	0.0	0	n/a	39.6
Rams	335	177	2,188	52.8	5.44	19	5.4	22	6.2	63	n/a/366	61.3
Opponents	339	168	2,355	49.6	6.90	18	5.3	23	6.8	n/a	n/a/155	61.8

Rushing	No.	Yards	Avg.	Long	TD
Jon Arnett	104	436	4.2	31	2
Joe Marconi	42	240	5.7	75t	3
Billy Wade	26	171	6.6	66t	2
Ollie Matson	61	170	2.9	27	1
Dick Bass	31	153	4.9	33	0
Tommy Wilson	41	139	3.4	35	0
Frank Ryan	19	85	4.5	24	1
Clendon Thomas	16	63	3.9	33	0
Buddy Humphrey	2	7	3.5	6	0
Del Shofner	1	-15	-15.0	-15	0
Rams	343	1,449	4.2	75t	9
Opponents	419	1,718	4.1	n/a	16

Receiving	No.	Yards	Avg.	Long	TD
Red Phillips	52	883	17.0	61t	8
Jon Arnett	29	226	7.8	24t	2
Carroll Dale	19	336	17.7	63	3
Clendon Thomas	17	275	16.2	58	2
Ollie Matson	15	98	6.5	24	0
Dick Bass	13	92	7.1	26	0
Del Shofner	12	122	10.2	17t	1
Tommy Wilson	11	82	7.5	40t	2
Joe Marconi	9	32	3.6	17	0
Frank Ryan	0	32	--	32t	1
Billy Wade	0	10	--	10	0
Rams	177	2,188	12.4	63	19
Opponents	168	2,355	14.0	n/a	18

Interceptions	No.	Yards	Avg.	Long	TD
Charley Britt	5	117	23.4	73	1
Eddie Meador	4	46	11.5	26t	1
Les Richter	2	29	14.5	20	0
Don Eilersick	2	12	6.0	12	0
John Baker	1	62	62.0	62	0
Lamar Lundy	1	25	25.0	25t	1
Bob Long	1	23	23.0	23	0
Del Shofner	1	19	19.0	19	0
Jerry Stalcup	1	12	12.0	12	0
Jack Pardee	1	10	10.0	10	0
Bill Jobko	1	7	7.0	7	0
Will Sherman	1	0	0.0	0	0
Clendon Thomas	1	0	0.0	0	0
Vern Valdez	1	0	0.0	0	0
Rams	23	362	15.7	73	3
Opponents	22	182	8.3	43	0

Punting	No.	Yards	Avg.	Long	Bk.
Del Shofner	54	2,301	42.6	63	1
Joe Marconi	10	408	40.8	62	1
Rams	64	2,709	42.3	63	2
Opponents	50	2,190	43.8	n/a	n/a

Punt Returns	No.	Yards	Avg.	Long	TD
Dick Bass	11	62	5.6	22	0
Jon Arnett	10	60	6.0	29	0
John LoVetere	1	6	6.0	6t	1
Will Sherman	1	1	1.0	1	0
Ollie Matson	1	0	0.0	0	0
Eddie Meador	1	0	0.0	0	0
Rams	25	129	5.2	29	1
Opponents	27	199	7.4	36	0

Kickoff Returns	No.	Yards	Avg.	Long	TD
Jon Arnett	17	416	24.5	43	0
Dick Bass	11	246	22.4	31	0
Ollie Matson	9	216	24.0	42	0
Tommy Wilson	2	48	24.0	27	0
Lou Michaels	1	15	15.0	15	0
Rams	40	941	23.5	43	0
Opponents	52	1083	20.8	65	0



1959 (1-10) 6th, Western Conf - Sid Gillman



Date	W/L	Score	Opponent	Attend.
9/26	L	21-23	New York Giants	(71,297)
10/4	L	0-34	at San Francisco	(56,028)
10/11	W	28-21	at Chicago Bears	(47,036)
10/18	W	45-6	at Green Bay	(36,194)
10/25	L	7-17	Detroit	(74,288)
11/1	L	21-26	Chicago	(77,943)
11/8	L	16-24	San Francisco	(94,376)
11/15	L	17-23	at Detroit	(52,271)
11/22	L	20-23	at Philadelphia	(47,425)
11/29	L	21-35	at Baltimore	(57,557)
12/6	L	20-38	Green Bay	(61,044)
12/12	L	26-45	Baltimore	(65,528)
Total Attendance				(740,987)

	Rams	OPP
First Downs	232	216
Rushing	101	96
Passing	116	100
Penalty	15	20
Total Net Yards	4,260	3,794
Avg./Game	355.0	316.2
Total Plays	803	805
Avg./Play	5.3	4.7
Net Yards Rushing	1,778	1,704
Avg./Game	148.2	142.0
Total Rushes	371	427
Net Yards Passing	2,482	2,090
Avg./Game	206.8	174.2
Sacked-Yds. Lost	n/a-241	n/a-225
Gross Yards	2,723	2,315
Att-Comp-Int	356-196-22	287-151-7
Comp. %	55.1	52.6
Punts/Avg.	50-41.7	60-44.1
Penalties/Yards	51-465	60-562
Fumbles/ Ball Lost	34-19	25-14
Touchdowns	30	38
Rushing	15	15
Passing	14	17
Returns	1	6

Scoring	TD	Ru	Pa	Rt	PAT	FG	S	Pts.
Del Shofner	7	0	7	0	0-0	0-0	0	42
Ollie Matson	6	6	0	0	0-0	0-0	0	36
Lou Michaels	0	0	0	0	12-14	8-17	0	36
Joe Marconi	5	4	1	0	0-0	0-0	0	30
Jon Arnett	4	2	1	1	0-0	0-0	0	24
Jack Morris	0	0	0	0	15-15	3-8	0	24
Red Phillips	4	0	4	0	0-0	0-0	0	24
Billy Wade	2	2	0	0	0-0	0-0	0	12
Frank Ryan	1	1	0	0	0-0	0-0	0	6
Tommy Wilson	1	0	1	0	0-0	0-0	0	6
Sam Williams	0	0	0	0	0-0	0-0	1	2
Rams	30	15	14	1	27-29	11-25	1	242
Opponents	38	15	17	6	36-38	17-31	0	315

Rushing	No.	Yards	Avg.	Long	TD
Ollie Matson	161	863	5.4	50	6
Jon Arnett	73	371	5.1	80t	2
Tommy Wilson	40	210	5.3	60	0
Joe Marconi	52	176	3.4	21	4
Billy Wade	25	95	3.8	17	2
Frank Ryan	19	57	3.0	13	1
Del Shofner	1	6	6.0	6	0
Rams	371	1,778	4.8	80t	15
Opponents	427	1,704	4.0	n/a	15

Receiving	No.	Yards	Avg.	Long	TD
Del Shofner	47	936	19.9	72t	7
Jon Arnett	38	419	11.0	38t	1
Red Phillips	37	541	14.6	64	4
Leon Clarke	29	453	15.6	60	0
Ollie Matson	18	130	7.2	49	0
Tommy Wilson	12	83	6.9	20	1
Joe Marconi	10	81	8.1	30	1
Lamar Lundy	4	74	18.5	26	0
Clendon Thomas	1	6	6.0	6	0
Rams	196	2,723	12.7	72t	14
Opponents	151	2,315	13.8	n/a	17

Interceptions	No.	Yards	Avg.	Long	TD
Eddie Meador	3	3	1.0	3	0
Tom Franckhauser	3	2	0.7	2	0
Bill Jobko	1	0	0.0	0	0
Rams	7	5	0.7	3	0
Opponents	22	305	13.9	39	1

Punting	No.	Yards	Avg.	Long	Blk.
Del Shofner	48	2,004	41.8	66	1
Joe Marconi	2	81	40.5	44	0
Rams	50	2,085	41.7	66	1
Opponents	60	2,648	44.1	n/a	n/a

Punt Returns	No.	Yards	Avg.	Long	TD
Jon Arnett	17	184	10.8	71t	1
Ollie Matson	14	61	4.4	20	0
Clendon Thomas	3	6	2.0	6	0
Don Burroughs	1	0	0.0	0	0
Eddie Meador	1	0	0.0	0	0
Rams	36	251	7.0	71t	1
Opponents	30	205	6.8	78t	1

Kickoff Returns	No.	Yards	Avg.	Long	TD
Ollie Matson	16	367	22.9	48	0
Jon Arnett	14	320	22.9	42	0
Tommy Wilson	7	243	34.7	85	0
Clendon Thomas	3	95	31.7	48	0
Roy Wilkins	2	29	14.5	17	0
Paul Dickson	1	0	0.0	0	0
Rams	43	1054	24.5	85	0
Opponents	42	930	23.3	105t	1

Passing	Att.	Comp.	Yards	Pct.	Yards/Att.	TD	TD%	Int.	Int%	Long	Sack/Lost	Rating
Billy Wade	261	153	2,001	58.6	7.67	12	4.6	17	6.5	72t	n/a	71.1
Frank Ryan	89	42	709	47.2	7.97	2	2.2	4	4.5	67t	n/a	63.4
Jon Arnett	5	1	13	20.0	2.60	0	0.0	0	0.0	13	n/a	39.6
Ollie Matson	1	0	0	0.0	0.00	0	0.0	0	0.0	0	n/a	39.6
Rams	356	196	2,482	55.1	6.97	14	3.9	22	6.2	72t	n/a/241	64.4
Opponents	287	151	2,090	52.6	7.28	17	5.9	7	2.4	n/a	n/a/225	85.9



1958 (8-4) 3rd, Western Conf - Sid Gillman



Date	W/L	Score	Opponent	Attend.
9/28	L	27-30	Cleveland	(69,993)
10/5	W	33-3	at San Francisco	(73,164)
10/12	W	42-28	at Detroit	(41,021)
10/19	L	10-31	at Chicago Bears	(41,387)
10/26	L	24-41	Detroit	(81,703)
11/2	W	41-35	Chicago Bears	(100,740)
11/9	W	56-7	San Francisco	(95,082)
11/16	W	20-7	at Green Bay	(28,051)
11/23	L	7-34	at Baltimore	(57,557)
12/10	W	20-14	at Chicago Cardinals	(13,041)
12/16	W	30-28	Baltimore	(100,202)
12/14	W	34-20	Green Bay	(54,634)
Total Attendance				(756,575)

	Rams	OPP
First Downs	209	235
Rushing	93	109
Passing	104	110
Penalty	12	16
Total Net Yards	4,406	3,828
Avg./Game	367.2	319.0
Total Plays	779	872
Avg./Play	5.7	4.4
Net Yards Rushing	1,734	1,777
Avg./Game	144.5	148.1
Total Rushes	345	405
Net Yards Passing	2,672	2,051
Avg./Game	222.7	170.1
Sacked-Yds. Lost	n/a-237	n/a-252
Gross Yards	2,909	2,303
Att-Comp-Int	358-186-26	381-188-28
Comp. %	52.0	49.3
Punts/Avg.	51-40.9	65-37.9
Penalties/Yards	67-636	47-476
Fumbles/ Ball Lost	34-23	22-13
Touchdowns	43	37
Rushing	18	12
Passing	19	21
Returns	6	4

Scoring	TD	Ru	Pa	Rt	PAT	FG	S	Pts.
Paige Cothren	0	0	0	0	42-42	14-25	0	84
Tommy Wilson	10	9	1	0	0-0	0-0	0	60
Del Shofner	8	0	8	0	0-0	0-0	0	48
Jon Arnett	7	6	1	0	0-0	0-0	0	42
Leon Clarke	5	0	4	1	0-0	0-0	0	30
Lamar Lundy	3	0	3	0	0-0	0-0	0	18
Red Phillips	2	0	2	0	0-0	0-0	0	12
Will Sherman	2	0	0	2	0-0	0-0	0	12
Billy Wade	2	2	0	0	0-0	0-0	0	12
Dick Daugherty	1	0	0	1	0-0	0-0	0	6
Joe Marconi	1	1	0	0	0-0	0-0	0	6
Lou Michaels	1	0	0	1	0-0	0-0	0	6
Jack Morris	1	0	0	1	0-0	0-0	0	6
Glenn Holtzman	0	0	0	0	0-0	0-0	1	2
Rams	43	19	19	6	42-42	14-25	1	344
Opponents	37	12	21	4	35-37	7-21	0	278

Passing	Att.	Comp.	Yards	Pct.	Yards/Att.	TD	TD%	Int.	Int%	LG	Sack/Lost	Rating
Billy Wade	341	181	2875	53.1	8.43	18	5.3	22	6.5	93	n/a	72.2
Frank Ryan	14	5	34	35.7	2.43	1	7.1	3	21.4	14	n/a	28.6
Del Shofner	1	0	0	0.0	0.00	0	0.0	0	0.0	0	n/a	39.6
Tommy Wilson	1	0	0	0.0	0.00	0	0.0	1	100.0	0	n/a	0.0
Jon Arnett	1	0	0	0.0	0.00	0	0.0	0	0.0	0	n/a	39.6
Rams	358	186	2,672	52.0	7.46	19	5.3	26	7.3	93	n/a/237	63.9
Opponents	381	188	2,051	49.3	5.38	12	3.1	28	7.3	n/a	n/a/252	45.5

Rushing	No.	Yards	Avg.	Long	TD
Jon Arnett	133	683	5.1	57	6
Tommy Wilson	73	475	6.5	82t	9
Joe Marconi	89	428	4.8	45	1
Billy Wade	42	90	2.1	22	2
Frank Ryan	5	45	9.0	12	0
Ron Waller	3	13	4.3	7	0
Rams	345	1,734	5.0	82t	18
Opponents	405	1,777	4.4	n/a	12

Receiving	No.	Yards	Avg.	Long	TD
Del Shofner	51	1,097	21.5	92t	8
Red Phillips	35	524	15.0	93t	2
Jon Arnett	35	494	14.1	75t	1
Lamar Lundy	25	396	15.8	32	3
Leon Clarke	18	135	7.5	17t	4
Joe Marconi	10	87	8.7	15	0
Tommy Wilson	9	101	11.2	38t	1
Ron Waller	3	75	25.0	63	0
Rams	186	2,909	14.4	93	19
Opponents	188	2,303	12.3	n/a	12

Interceptions	No.	Yards	Avg.	Long	TD
Don Burroughs	7	72	10.3	46	0
Jack Morris	6	152	25.3	44t	1
Will Sherman	5	171	34.2	70t	2
Jimmy Harris	4	51	12.8	14	0
Les Richter	3	26	8.7	16	0
Lou Michaels	2	6	3.0	6t	1
Dick Daugherty	1	12	12.0	12t	1
Rams	28	490	17.5	70t	5
Opponents	26	316	12.2	46	2

Punting	No.	Yards	Avg.	Long	Blk.
Del Shofner	49	2,018	41.2	62	0
Cledon Thomas	2	66	33.3	34	0
Rams	51	2,084	40.9	62	0
Opponents	65	2,466	37.9	n/a	n/a

Punt Returns	No.	Yards	Avg.	Long	TD
Jon Arnett	18	223	12.4	58	0
Ron Waller	13	7	0.5	5	0
Jack Morris	8	9	1.1	9	0
Will Sherman	1	0	0.0	0	0
Roy Wilkins	1	0	0.0	0	0
Rams	41	239	5.8	58	0
Opponents	33	143	4.3	28	0

Kickoff Returns	No.	Yards	Avg.	Long	TD
Jon Arnett	16	331	20.7	32	0
Tommy Wilson	16	324	20.3	30	0
Ron Waller	7	120	17.1	23	0
Jack Morris	2	37	18.5	23	0
Bob Fry	2	23	11.5	14	0
Rams	43	835	19.4	32	0
Opponents	53	1,116	21.1	104t	1



1957 (6-6) 4th, Western Conf - Sid Gillman



Date	W/L	Score	Opponent	Attend.
9/29	W	17-13	Philadelphia	(62,506)
10/6	L	20-23	at San Francisco	(59,637)
10/13	L	7-10	at Detroit	(55,914)
10/20	L	26-34	at Chicago Bears	(47,337)
10/27	W	35-17	Detroit	(77,314)
11/3	L	10-16	Chicago Bears	(80,456)
11/10	W	37-24	San Francisco	(102,368)
11/17	W	31-27	at Green Bay	(19,540)
11/24	L	31-45	at Cleveland	(65,407)
12/1	L	14-31	at Baltimore	(52,060)
12/8	W	42-17	Green Bay	(70,572)
12/15	W	37-21	Baltimore	(52,560)
Total Attendance				(756,575)

	Rams	OPP
First Downs	235	216
Rushing	112	96
Passing	104	101
Penalty	19	19
Total Net Yards	4,143	3,725
Avg./Game	345.3	310.4
Total Plays	845	828
Avg./Play	4.9	4.5
Net Yards Rushing	2,142	1,845
Avg./Game	178.5	153.8
Total Rushes	474	440
Net Yards Passing	2,001	1,880
Avg./Game	166.8	156.7
Sacked-Yds. Lost	n/a-255	n/a-306
Gross Yards	2,256	2,186
Att-Comp-Int	296-144-23	301-153-14
Comp. %	48.6	50.8
Punts/Avg.	56-44.4	61-40.2
Penalties/Yards	60-580	49-516
Fumbles/ Ball Lost	24-14	24-11
Touchdowns	39	33
Rushing	15	15
Passing	21	15
Returns	3	3

Scoring	TD	Ru	Pa	Rt	PAT	FG	S	Pts.
Paige Cothren	0	0	0	0	38-39	11-19	0	71
Elroy Hirsch	6	0	6	0	0-0	0-0	0	36
Jon Arnett	6	2	3	1	0-0	0-0	0	36
Joe Marconi	4	3	1	0	0-0	0-0	0	24
Norm Van Brocklin	4	4	0	0	0-0	0-0	0	24
Leon Clarke	4	0	4	0	0-0	0-0	0	24
Tommy Wilson	4	3	1	0	0-0	0-0	0	24
Tank Younger	3	3	0	0	0-0	0-0	0	18
Bob Boyd	3	0	3	0	0-0	0-0	0	18
Lamar Lundy	3	0	3	0	0-0	0-0	0	18
Dick Daugherty	1	0	0	1	0-0	0-0	0	6
Art Hauser	1	0	0	1	0-0	0-0	0	6
Rams	39	15	21	3	38-39	11-19	1	307
Opponents	33	15	15	3	33-33	15-26	1	278

	No.	Yards	Avg.	Long	TD
Rushing					
Tommy Wilson	127	616	4.9	46	3
Joe Marconi	104	481	4.6	31	3
Tank Younger	96	401	4.2	29	3
Jon Arnett	86	347	4.0	68	2
Ron Waller	48	292	6.1	76	0
Elroy Hirsch	1	8	8.0	8	0
Billy Wade	1	5	5.0	5	0
Norm Van Brocklin	10	-4	-0.4	3	4
Leon Clarke	1	-4	-4.0	-4	0
Rams	474	2,142	4.5	76	15
Opponents	440	1,845	4.2	n/a	15

	No.	Yards	Avg.	Long	TD
Receiving					
Elroy Hirsch	32	477	14.9	45	6
Bob Boyd	29	534	18.4	51	3
Leon Clarke	23	442	19.2	70t	4
Jon Arnett	18	322	17.9	66t	3
Joe Marconi	16	171	10.7	61t	1
Tank Younger	8	61	7.6	16	0
Tommy Wilson	7	95	13.6	19	1
Lamar Lundy	6	114	19.0	34t	3
Ron Waller	5	40	8.0	17	0
Rams	144	2,256	13.9	70t	21
Opponents	153	2,186	14.3	n/a	15

	No.	Yards	Avg.	Long	TD
Interceptions					
Les Richter	4	60	15.0	25	0
Don Burroughs	3	29	9.7	24	0
Del Shofner	2	27	13.5	15	0
Will Sherman	1	51	51.0	51	0
Dick Daugherty	1	32	32.0	32t	1
Jesse Whittenton	1	31	31.0	31	0
Bob Dougherty	1	6	6.0	6	0
Larry Morris	1	0	0.0	0	0
Rams	14	236	16.9	51	1
Opponents	23	381	16.6	92t	1

	No.	Yards	Avg.	Long	BIK.
Punting					
Norm Van Brocklin	54	2,392	44.3	71	0
Del Shofner	2	97	48.5	52	0
Rams	56	2,489	44.4	71	0
Opponents	61	2,455	40.2	n/a	n/a

	No.	Yards	Avg.	Long	TD
Punt Returns					
Ron Waller	16	33	2.1	24	0
Jon Arnett	14	85	6.1	22	0
Corky Taylor	3	41	13.7	28	0
Tommy Wilson	1	28	28.0	28	0
Don Burroughs	1	11	11.0	11	0
Will Sherman	1	0	0.0	0	0
Rams	36	198	5.5	28	0
Opponents	37	229	6.2	48	0

	No.	Yards	Avg.	Long	TD
Kickoff Returns					
Jon Arnett	18	504	28.0	98t	1
Ron Waller	13	289	22.2	46	0
Tommy Wilson	11	290	26.4	35	0
Jack Pardee	3	21	7.0	15	0
Duane Putnam	2	11	5.5	11	0
Corky Taylor	1	35	35.0	35	0
Lamar Lundy	1	0	0.0	0	0
Rams	49	1,150	23.5	98t	1
Opponents	53	1,268	23.9	99t	1

Passing	Att.	Comp.	Yards	Pct.	Yards/Att.	TD	TD%	Int.	Int%	Long	Sack/Lost	Rating
Norm Van Brocklin	265	132	2,105	49.8	7.94	20	7.5	21	7.9	70t	n/a	68.8
Billy Wade	24	10	116	41.7	4.83	1	4.2	1	4.2	35	n/a	53.5
Ron Waller	6	2	35	33.3	5.83	0	0.0	0	0.0	30	n/a	54.2
Tank Younger	1	0	0	0.0	0.00	0	0.0	1	100.0	0	n/a	0.0
Rams	296	144	2,256	48.6	6.76	21	7.1	23	7.8	70	n/a/255	65.7
Opponents	301	153	2,186	50.8	7.26	15	5.0	14	4.7	n/a	n/a/306	71.9



1956 (4-8) 6th, Western Conf - Sid Gillman



Date	W/L	Score	Opponent	Attend.
9/30	W	27-7	Philadelphia	(54,412)
10/7	L	30-33	at San Francisco	(54,589)
10/14	L	21-24	at Detroit	(56,281)
10/21	L	17-42	at Green Bay	(24,200)
10/28	L	17-42	Detroit	(76,758)
11/4	L	24-35	Chicago Bears	(69,894)
11/11	W	30-6	San Francisco	(69,828)
11/18	L	21-30	at Chicago Bears	(48,102)
11/25	L	21-56	at Baltimore	(40,321)
12/2	L	13-30	at Pittsburgh	(20,450)
12/9	W	21-7	Baltimore	(51,037)
12/16	W	49-21	Green Bay	(45,209)
Total Attendance				(611,081)

	Rams	OPP
First Downs	227	224
Rushing	103	109
Passing	111	100
Penalty	13	15
Total Net Yards	4,397	4,106
Avg./Game	366.4	342.2
Total Plays	780	841
Avg./Play	5.2	4.9
Net Yards Rushing	1,978	1,944
Avg./Game	164.8	162.0
Total Rushes	384	473
Net Yards Passing	2,419	2,162
Avg./Game	201.6	180.2
Sacked-Yds. Lost	n/a-182	n/a-212
Gross Yards	2,601	2,374
Att-Comp-Int	329-170-28	290-156-18
Comp. %	51.7	53.8
Punts/Avg.	48-43.1	58-42.0
Penalties/Yards	57-583	62-512
Fumbles/ Ball Lost	32-18	13-8
Touchdowns	38	39
Rushing	15	21
Passing	18	17
Returns	5	1

Scoring	TD	Ru	Pa	Rt	PAT	FG	S	Pts.
Les Richter	0	0	0	0	36-38	8-15	0	60
Bob Boyd	7	0	7	0	0-0	0-0	0	42
Joe Marconi	7	7	0	0	0-0	0-0	0	42
Elroy Hirsch	6	0	6	0	0-0	0-0	0	36
Leon Clarke	4	0	4	0	0-0	0-0	0	24
Billy Wade	3	3	0	0	0-0	0-0	0	18
Tank Younger	3	3	0	0	0-0	0-0	0	18
Will Sherman	2	0	0	2	0-0	0-0	0	12
Bud McFadin	1	0	0	1	0-0	1-4	0	9
Bob Carey	1	0	1	0	0-0	0-0	0	6
Norm Van Brocklin	1	1	0	0	0-0	0-0	0	6
Ron Waller	1	1	0	0	0-0	0-0	0	6
Tommy Wilson	1	0	0	1	0-0	0-0	0	6
Jesse Whittenton	1	0	0	1	0-0	0-0	0	6
Rams	38	15	18	5	36-38	9-19	0	291
Opponents	39	21	17	1	37-39	12-20	0	307

Rushing	No.	Yards	Avg.	Long	TD
Ron Waller	83	543	6.5	46	1
Tank Younger	114	518	4.5	33	3
Tommy Wilson	64	470	7.3	46	0
Joe Marconi	75	298	4.0	23	7
Billy Wade	26	93	3.6	33	3
Brad Myers	6	33	5.5	12	0
Rudy Bukich	1	8	8.0	8	0
Norm Van Brocklin	4	1	0.3	1	1
Bob Boyd	1	-7	-7.0	7	0
Rams	384	1,978	5.2	46	15
Opponents	473	1,944	4.1	n/a	21

Receiving	No.	Yards	Avg.	Long	TD
Leon Clarke	36	650	18.1	60t	4
Elroy Hirsch	35	603	17.2	76t	6
Bob Boyd	30	586	19.5	61t	7
Tank Younger	18	268	14.9	54	0
Joe Marconi	12	70	5.8	31	0
Ron Miller	11	129	11.7	21	0
Ron Waller	9	76	8.4	16	0
Tommy Wilson	6	86	14.3	34	0
Bob Carey	5	60	12.0	18	1
Tom Fears	5	49	9.8	18	0
Rams	170	2,419	14.2	76	18
Opponents	156	2,374	15.2	n/a	17

Interceptions	No.	Yards	Avg.	Long	TD
Will Sherman	4	122	30.5	95t	1
Jim Cason	4	63	15.8	29	0
Jesse Whittenton	3	83	27.7	32	1
Hugh Pitts	3	22	7.3	16	0
Don Burroughs	2	9	4.5	9	0
Sid Fournet	1	29	29.0	29	0
Rex Shiver	1	0	0.0	0	0
Rams	18	328	18.2	95t	2
Opponents	28	331	11.8	65	0

Punting	No.	Yards	Avg.	Long	Blk.
Norm Van Brocklin	48	2,070	43.1	72	0
Rams	48	2,070	43.1	72	0
Opponents	58	2,435	42.0	n/a	n/a

Punt Returns	No.	Yards	Avg.	Long	TD
Will Sherman	12	100	8.3	76t	1
Ron Waller	14	65	4.6	15	0
Jesse Whittenton	10	21	2.1	10	0
Skeets Quinlan	4	41	10.3	n/a	0
Tommy Wilson	2	0	0.0	0	0
Brad Myers	1	26	26.0	26	0
Rams	43	253	5.9	76t	1
Opponents	31	342	11.0	59	0

Kickoff Returns	No.	Yards	Avg.	Long	TD
Tommy Wilson	15	477	31.8	103t	1
Ron Waller	11	276	25.1	40	0
Jesse Whittenton	4	85	21.3	27	0
Bob Boyd	4	62	15.5	23	0
Brad Myers	3	57	19.0	21	0
Skeets Quinlan	3	37	12.3	n/a	0
Charlie Toogood	1	13	13.0	13	0
Les Richter	1	4	4.0	4	0
Ken Panfil	1	0	0.0	0	0
Duane Putnam	1	0	0.0	0	0
Rams	44	1,011	23.0	103t	1
Opponents	52	1,068	20.5	100t	1

Passing	Att.	Comp.	Yards	Pct.	Yards/Att.	TD	TD%	Int.	Int%	Long	Sack/Lost	Rating
Billy Wade	178	91	1,461	51.1	8.21	10	5.6	13	7.3	76t	n/a	67.2
Norm Van Brocklin	124	68	966	54.8	7.79	7	5.6	12	9.7	58t	n/a	59.5
Rudy Bukich	23	10	130	43.5	5.65	1	4.3	3	13.0	34	n/a	36.8
Ron Waller	3	1	44	33.3	14.67	0	0.0	0	0.0	44	n/a	81.9
Tommy Wilson	1	0	0	0.0	0.00	0	0.0	0	0.0	0	n/a	39.6
Rams	329	170	2,419	51.7	7.35	18	5.5	28	8.5	76t	n/a/182	58.6
Opponents	290	156	2,374	53.8	8.18	17	5.9	18	6.2	n/a	n/a/212	74.7



1955 (8-3-1) 1st, Western Conf - Sid Gillman



Date	W/L	Score	Opponent	Attend.
9/25	W	23-14	at San Francisco	(60,100)
10/2	W	27-26	Pittsburgh	(45,816)
10/9	W	17-10	at Detroit	(54,836)
10/16	L	28-30	at Green Bay	(26,960)
10/23	W	24-13	Detroit	(68,690)
10/30	L	20-31	Chicago Bears	(69,587)
11/6	W	27-14	San Francisco	(85,302)
11/13	L	3-24	at Chicago Bears	(50,187)
11/20	T	17-17	at Baltimore	(41,186)
11/27	W	23-21	at Philadelphia	(31,648)
12/4	W	20-14	Baltimore	(37,024)
12/11	W	31-17	Green Bay	(90,535)
12/26	L	14-38	Cleveland*	(85,693)
Total Attendance				(747,564)

* NFL Championship

	Rams	OPP
First Downs	233	245
Rushing	118	95
Passing	103	122
Penalty	12	28
Total Net Yards	4,004	3,933
Avg./Game	333.7	327.8
Total Plays	887	847
Avg./Play	4.3	4.6
Net Yards Rushing	1,943	1,624
Avg./Game	161.9	135.3
Total Rushes	451	423
Net Yards Passing	2,061	2,309
Avg./Game	171.8	192.4
Sacked-Yds. Lost	n/a-145	n/a-209
Gross Yards	2,206	2,518
Att-Comp-Int	344-175-31	351-193-31
Comp. %	50.9	55.0
Punts/Avg.	60-44.6	56-42.4
Penalties/Yards	64-612	50-430
Fumbles/ Ball Lost	23-10	20-15
Touchdowns	31	29
Rushing	17	10
Passing	9	18
Returns	5	1

Scoring	TD	Ru	Pa	Rt	PAT	FG	S	Pts.
Les Richter	0	0	0	0	30-31	13-24	0	69
Ron Waller	8	7	1	0	0-0	0-0	0	48
Tank Younger	5	5	0	0	0-0	0-0	0	30
Bob Boyd	3	0	3	0	0-0	0-0	0	18
Dan Towler	3	3	0	0	0-0	0-0	0	18
Elroy Hirsch	2	0	2	0	0-0	0-0	0	12
Tom Fears	2	0	2	0	0-0	0-3	0	12
Andy Robustelli	2	0	0	2	0-0	0-0	0	12
Corky Taylor	2	0	1	1	0-0	0-0	0	12
Skeets Quinlan	1	0	0	1	0-0	0-0	0	6
Larry Morris	1	1	0	0	0-0	0-0	0	6
Tom McCormick	1	1	0	0	0-0	0-0	0	6
Jim Cason	1	0	0	1	0-0	0-0	0	6
Bud McFadin	0	0	0	0	0-0	1-5	0	3
Bob Griffin	0	0	0	0	0-0	0-0	1	2
Rams	31	17	9	5	30-31	14-32	1	258
Opponents	29	10	18	1	27-n/a	10-n/a	0	231

Passing	Att.	Comp.	Yards	Pct.	Yards/Att.
Norm Van Brocklin	272	144	1,890	52.9	6.95
Billy Wade	71	31	316	43.7	4.45
Ron Waller	1	0	0	0.0	0.00
Rams	344	175	2,206	50.9	5.99
Opponents	351	193	2,518	55.0	7.17

Rushing	No.	Yards	Avg.	Long	TD
Ron Waller	151	716	4.7	55	7
Tank Younger	138	644	4.7	54	5
Larry Morris	40	148	3.7	22	1
Dan Towler	43	137	3.2	14	3
Corky Taylor	26	95	3.7	13	0
Skeets Quinlan	15	70	4.7	12	0
Tom McCormick	16	66	4.1	14	1
Billy Wade	11	43	3.9	14	0
Norm Van Brocklin	11	24	2.2	9	0
Rams	451	1,943	4.3	55	17
Opponents	423	1,624	3.8	n/a	10

Receiving	No.	Yards	Avg.	Long	TD
Tom Fears	44	569	12.9	31	2
Elroy Hirsch	25	460	18.4	72t	2
Ron Waller	24	228	9.5	30	1
Bob Boyd	22	383	17.4	74t	3
Skeets Quinlan	19	245	12.9	46	0
Woodley Lewis	19	199	10.5	19	0
Corky Taylor	7	47	6.7	17	1
Tank Younger	6	51	8.5	13	0
Dan Towler	6	25	4.2	11	0
Tom McCormick	3	-1	0.3	4	0
Rams	175	2,206	11.8	74t	9
Opponents	193	2,518	13.0	n/a	9

Interceptions	No.	Yards	Avg.	Long	TD
Will Sherman	11	101	9.2	36	0
Don Burroughs	9	103	11.4	34	0
Jim Cason	5	41	8.2	25t	1
Corky Taylor	2	55	27.5	55t	1
Les Richter	2	23	11.5	20	0
Bob Griffin	1	20	20.0	20	0
Andy Robustelli	1	10	10.0	10t	1
Rams	31	353	11.4	55t	3
Opponents	18	338	18.8	63	0

Punting	No.	Yards	Avg.	Long	Blk.
Norm Van Brocklin	60	2,676	44.6	61	0
Rams	60	2,676	44.6	61	0
Opponents	56	2,373	42.4	n/a	n/a

Punt Returns	No.	Yards	Avg.	Long	TD
Woodley Lewis	29	105	3.6	22	0
Ron Waller	14	60	4.3	21	0
Skeets Quinlan	1	55	55.0	55t	1
Jack Ellena	0	9	9.0	9	0
Rams	44	229	5.2	55t	1
Opponents	41	264	6.4	40	0

Kickoff Returns	No.	Yards	Avg.	Long	TD
Woodley Lewis	20	450	22.5	32	0
Ron Waller	17	461	27.1	39	0
Tom McCormick	2	42	21.0	23	0
Gene Lipscomb	2	32	16.0	17	0
Art Hauser	2	17	8.5	17	0
Charlie Toogood	1	11	11.0	11	0
Rams	44	1,013	23.0	39	0
Opponents	35	690	19.7	42	0

TD	TD%	Int.	Int%	Long	Sack/Lost	Rating
8	3.1	15	5.7	74t	n/a	64.3
1	1.4	3	4.2	20	n/a	44.1
0	0.0	0	0.0	25	n/a	39.6
9	2.6	18	5.2	74t	n/a/145	58.1
18	2.6	31	8.8	n/a	n/a/209	49.5



1954 (6-5-1) 4th, Western Conf - H. Pool



Date	W/L	Score	Opponent	Attend.
9/26	W	48-0	at Baltimore	(36,215)
10/3	T	24-24	San Francisco	(93,621)
10/10	L	3-21	at Detroit	(55,008)
10/17	L	17-35	at Green Bay	(17,465)
10/24	W	42-38	Chicago Bears	(48,204)
10/31	L	24-27	Detroit	(74,315)
11/7	W	42-34	at San Francisco	(58,958)
11/14	W	28-17	Chicago Cardinals	(40,786)
11/21	W	17-16	at New York Giants	(27,077)
11/28	L	13-24	at Chicago Bears	(32,338)
12/4	L	21-22	Baltimore	(30,821)
12/12	W	35-27	Green Bay	(38,839)
Total Attendance				(553,647)

	Rams	OPP
First Downs	255	240
Rushing	115	92
Passing	125	129
Penalty	15	19
Total Net Yards	5,187	4,182
Avg./Game	432.3	348.5
Total Plays	813	845
Avg./Play	6.4	4.9
Net Yards Rushing	2,140	1,615
Avg./Game	178.3	134.6
Total Rushes	432	368
Net Yards Passing	3,047	2,567
Avg./Game	253.9	213.9
Sacked-Yds. Lost	n/a-133	n/a-130
Gross Yards	3,180	2,697
Att-Comp-Int	321-171-23	393-219-23
Comp. %	53.3	55.7
Punts/Avg.	44-42.6	58-43.0
Penalties/Yards	77-757	63-605
Fumbles/ Ball Lost	27-18	18-6
Touchdowns	41	34
Rushing	24	14
Passing	15	16
Returns	2	4

Scoring	TD	Ru	Pa	Rt	PAT	FG	S	Pts.
Dan Towler	11	11	0	0	0-0	0-0	0	66
Les Richter	0	0	0	0	38-38	8-15	0	62
Tank Younger	8	8	0	0	0-0	0-0	0	48
Bob Boyd	6	0	6	0	0-0	0-0	0	36
Skeets Quinlan	6	4	2	0	0-0	0-0	0	36
Tom Fears	3	0	3	0	1-1	0-0	0	19
Elroy Hirsch	3	0	3	0	0-0	0-0	0	18
Jack Dwyer	1	0	0	1	0-0	0-0	0	6
Woodley Lewis	1	0	0	1	0-0	0-0	0	6
Andy Robustelli	1	0	1	0	0-0	0-0	0	6
Billy Wade	1	1	0	0	0-0	0-0	0	6
Bob Carey	0	0	0	0	2-2	1-1	0	5
Rams	41	24	15	2	41-41	9-16	0	314
Opponents	34	14	16	4	33-34	16-26	0	285

Rushing	No.	Yards	Avg.	Long	TD
Tank Younger	91	610	6.7	75t	8
Dan Towler	149	599	4.0	24	11
Skeets Quinlan	82	490	6.0	35	4
Billy Wade	28	190	6.8	35	1
Tom McCormick	48	173	3.6	16	0
Woodley Lewis	26	72	2.8	18	0
Tom Fears	1	10	10.0	10	0
Elroy Hirsch	1	6	6.0	6	0
Norm Van Brocklin	6	-10	-1.7	5	0
Rams	432	2,140	5.0	75t	24
Opponents	368	1,615	4.4	n/a	14

Receiving	No.	Yards	Avg.	Long	TD
Bob Boyd	53	1,212	22.9	80t	6
Tom Fears	36	546	15.2	43	3
Elroy Hirsch	35	720	20.6	66	3
Skeets Quinlan	18	324	18.0	80t	2
Dan Towler	10	127	12.7	36	0
Tank Younger	8	76	9.5	21	0
Bob Carey	5	49	9.8	13	0
Tom McCormick	3	58	19.3	31	0
Woodley Lewis	2	19	9.5	12	0
Andy Robustelli	1	49	49.0	49t	1
Rams	171	3,180	17.8	80t	15
Opponents	219	2,697	11.7	n/a	16

Interceptions	No.	Yards	Avg.	Long	TD
Will Sherman	6	70	11.7	28	0
Don Doll	5	51	10.2	26	0
Jack Dwyer	4	90	22.5	76t	1
Ed Hughes	2	24	12.0	24	0
Les Richter	1	24	24.0	24	0
Elroy Hirsch	1	12	12.0	12	0
Charlie Toogood	1	3	3.0	3	0
Hall Haynes	1	0	0.0	0	0
Paul Miller	1	0	0.0	0	0
Stan West	1	0	0.0	0	0
Rams	23	274	11.9	76	1
Opponents	23	293	12.7	34t	1

Punting	No.	Yards	Avg.	Long	Bik.
Norm Van Brocklin	44	1,874	42.6	61	0
Rams	44	1,874	42.6	61	0
Opponents	58	2,492	43.0	n/a	n/a

Punt Returns	No.	Yards	Avg.	Long	TD
Woodley Lewis	22	82	3.7	16	0
Tom McCormick	7	8	1.1	5	0
Will Sherman	6	89	14.8	50	0
Jack Dwyer	6	18	3.0	7	0
Skeets Quinlan	1	4	4.0	4	0
Don Doll	1	0	0.0	0	0
Ed Hughes	1	0	0.0	0	0
Rams	44	201	4.6	50	0
Opponents	32	373	11.7	50	0

Kickoff Returns	No.	Yards	Avg.	Long	TD
Woodley Lewis	34	836	24.6	88t	1
Will Sherman	6	130	21.7	38	0
Skeets Quinlan	4	69	17.3	23	0
Jack Dwyer	3	65	21.7	33	0
Tom McCormick	3	49	16.3	22	0
Tom Dahms	2	23	11.5	15	0
Duane Putnam	1	13	13.0	13	0
Charlie Toogood	1	11	11.0	11	0
Gene Lipscomb	1	6	6.0	6	0
Andy Robustelli	1	0	0.0	0	0
Rams	56	1202	21.5	88t	1
Opponents	46	1058	23.0	42	0

Passing	Att.	Comp.	Yards	Pct.	Yards/Att.	TD	TD%	Int.	Int%	Long	Sack/Lost	Rating
Norm Van Brocklin	260	139	2,637	53.5	10.14	13	5.0	21	8.1	80t	n/a	71.9
Billy Wade	59	31	509	52.5	8.63	2	3.4	1	1.7	48	n/a	86.1
Skeets Quinlan	2	1	34	50.0	17.00	0	0.0	1	50.0	34	n/a	56.3
Rams	321	171	3,180	53.3	9.49	15	4.7	23	7.2	80t	n/a/133	73.5
Opponents	393	219	2,697	55.7	6.86	16	4.1	23	5.9	n/a	n/a/130	66.3



1953 (8-3-1) 3rd, Western Conf - H. Pool



Date	W/L	Score	Opponent	Attend.
9/27	W	21-7	New York	(49,579)
10/4	L	30-31	at San Francisco	(43,922)
10/11	W	38-20	at Green Bay	(23,353)
10/18	W	31-19	at Detroit	(55,772)
10/25	W	38-24	Chicago Bears	(49,546)
11/1	W	37-34	Detroit	(93,751)
11/8	L	27-31	San Francisco	(85,865)
11/15	T	24-24	at Chicago Cardinals	(26,674)
11/22	W	21-13	at Baltimore	(27,268)
11/29	L	21-24	at Chicago Bears	(31,626)
12/5	W	45-2	Baltimore	(26,656)
12/12	W	33-17	Green Bay	(23,069)
Total Attendance				(537,081)

	Rams	OPP
First Downs	214	194
Rushing	105	91
Passing	104	92
Penalty	5	11
Total Net Yards	4,713	3,452
Avg./Game	392.8	287.7
Total Plays	835	839
Avg./Play	5.6	4.1
Net Yards Rushing	2,148	1,570
Avg./Game	179.0	130.8
Total Rushes	426	375
Net Yards Passing	2,565	1,882
Avg./Game	213.8	156.8
Sacked-Yds. Lost	n/a-107	n/a-299
Gross Yards	2,672	2,281
Att-Comp-Int	324-173-18	366-161-30
Comp. %	53.4	44.0
Punts/Avg.	60-42.2	75-40.5
Penalties/Yards	73-597	51-465
Fumbles/ Ball Lost	32-22	22-13
Touchdowns	48	29
Rushing	23	10
Passing	19	15
Returns	6	4

Scoring	TD	Ru	Pa	Rt	PAT	FG	S	Pts.
Ben Agajanian	0	0	0	0	36-37	10-24	0	66
Tank Younger	9	8	1	0	0-0	0-0	0	54
Dan Towler	8	7	1	0	0-0	0-0	0	48
Skeets Quinlan	6	4	2	0	0-0	0-0	0	36
Tom Fears	4	0	4	0	5-6	1-1	0	32
Elroy Hirsch	4	0	4	0	4-5	0-0	0	28
Bob Boyd	4	0	4	0	0-0	0-0	0	24
Brad Myers	3	3	0	0	0-0	0-0	0	18
Vitamin Smith	3	0	3	0	0-0	0-0	0	18
Night Train Lane	2	0	0	2	0-0	0-0	0	12
Woodley Lewis	2	0	0	2	0-0	0-0	0	12
Rudy Bukich	1	1	0	0	0-0	0-0	0	6
Jack Dwyer	1	0	0	1	0-0	0-0	0	6
Herb Rich	1	0	0	1	0-0	0-0	0	6
Rams	48	23	19	6	45-48	11-25	0	366
Opponents	29	10	15	4	27-28	11-23	1	236

Rushing	No.	Yards	Avg.	Long	TD
Dan Towler	152	879	5.8	73	7
Skeets Quinlan	97	705	7.3	74	4
Tank Younger	84	350	4.2	39	8
Brad Myers	40	124	3.1	31	3
Tom McCormick	20	29	1.5	8	0
Rudy Bukich	14	28	2.0	17	1
Vitamin Smith	8	26	3.3	21	0
Norm Van Brocklin	8	11	1.4	6	0
Woodley Lewis	2	2	1.0	5	0
Elroy Hirsch	1	-6	-6.0	-6	0
Rams	426	2,148	5.0	74	23
Opponents	375	1,570	4.2	n/a	10

Receiving	No.	Yards	Avg.	Long	TD
Elroy Hirsch	61	941	15.4	70	4
Bob Boyd	24	548	22.8	70	4
Tom Fears	23	278	12.1	31	4
Tank Younger	20	259	13.0	48	1
Skeets Quinlan	17	260	15.3	59	2
Dan Towler	11	125	11.4	49	1
Vitamin Smith	6	151	25.2	54	3
Tom McCormick	5	72	14.4	20	0
Brad Myers	4	13	3.3	9	0
Norb Hecker	2	25	12.5	16	0
Rams	173	2,672	15.4	70	19
Opponents	161	2,281	14.3	n/a	15

Interceptions	No.	Yards	Avg.	Long	TD
Norb Hecker	7	91	13.0	24	0
Woodley Lewis	7	87	12.4	45	1
Herb Rich	3	95	31.7	53	1
Don Paul	3	50	16.7	32	0
Night Train Lane	3	9	3.0	8	0
Jack Dwyer	2	31	15.5	31	1
Bob Boyd	1	35	35.0	35	0
Stan West	1	10	10.0	10	0
Harland Svare	1	9	9.0	9	0
Charlie Toogood	1	0	0.0	0	0
Bud McFadin	1	0	0.0	0	0
Rams	30	417	13.9	53	3
Opponents	18	373	20.7	92t	2

Punting	No.	Yards	Avg.	Long	Bk.
Norm Van Brocklin	60	2,529	42.2	57	0
Rams	60	2,529	42.2	57	0
Opponents	75	3,036	40.5	n/a	n/a

Punt Returns	No.	Yards	Avg.	Long	TD
Woodley Lewis	35	267	7.6	78	1
Vitamin Smith	12	30	2.5	21	0
Bob Boyd	5	26	5.2	13	0
Tom McCormick	2	2	1.0	2	0
Brad Myers	1	1	1.0	1	0
Rams	55	326	5.9	78	1
Opponents	45	356	7.9	52	0

Kickoff Returns	No.	Yards	Avg.	Long	TD
Woodley Lewis	32	830	25.9	69	0
Tom McCormick	5	134	26.8	44	0
Bob Boyd	3	42	14.0	21	0
Vitamin Smith	2	44	22.0	26	0
Skeets Quinlan	2	38	19.0	22	0
Tank Younger	1	24	24.0	24	0
Charlie Toogood	1	19	19.0	19	0
Leon McFadin	1	5	5.0	5	0
Harry Thompson	1	0	0.0	0	0
Rams	48	1,136	23.7	69	0
Opponents	59	1,600	27.1	85	0

Passing	Att.	Comp.	Yards	Pct.	Yards/Att.	TD	TD%	Int.	Int%	Long	Sack/Lost	Rating
Norm Van Brocklin	286	156	2,393	54.5	8.37	19	6.6	14	4.9	70	n/a	84.1
Rudy Bukich	32	14	169	43.8	5.28	0	0.0	3	9.4	30	n/a	21.0
Skeets Quinlan	4	2	60	50.0	15.00	0	0.0	1	25.0	40	n/a	56.3
Vitamin Smith	2	1	50	50.0	25.00	0	0.0	0	0.0	50	n/a	95.8
Rams	324	173	2,672	53.4	7.92	19	5.9	18	5.6	70	n/a/107	77.3
Opponents	366	161	2,281	44.0	6.23	15	4.1	30	8.2	n/a	n/a/399	44.2



1952 (9-3) 2nd, Western - J. Stydahar (1) H. Pool (11)



Date	W/L	Score	Opponent	Attend.
9/28	L	7-37	at Cleveland	(57,832)
10/3	L	14-17	Detroit	(42,743)
10/12	W	30-28	at Green Bay	(21,693)
10/19	L	16-24	at Detroit	(40,152)
10/26	W	31-7	Chicago Bears	(43,574)
11/2	W	42-20	Dallas	(30,702)
11/9	W	27-6	at Dallas	(10,000)
11/16	W	40-24	at Chicago Bears	(40,737)
11/23	W	35-9	San Francisco	(77,698)
11/30	W	34-21	at San Francisco	(48,731)
12/7	W	45-27	Green Bay	(49,822)
12/14	W	28-14	Pittsburgh	(74,130)
12/21	L	21-31	at Detroit*	(47,645)
Total Attendance				(585,459)

* Conference Playoff

	Rams	OPP
First Downs	205	212
Rushing	92	93
Passing	102	97
Penalty	11	22
Total Net Yards	4,249	3,865
Avg./Game	354.0	322.1
Total Plays	870	924
Avg./Play	4.9	4.2
Net Yards Rushing	1,811	1,613
Avg./Game	150.9	134.4
Total Rushes	411	441
Net Yards Passing	2,438	2,252
Avg./Game	203.1	187.7
Sacked-Yds. Lost	n/a-146	n/a-369
Gross Yards	2,584	2,621
Att-Comp-Int	329-167-31	360-161-38
Comp. %	50.8	44.7
Punts/Avg.	59-42.8	66-42.8
Penalties/Yards	100-891	77-746
Fumbles/ Ball Lost	32-17	26-18
Touchdowns	45	31
Rushing	18	10
Passing	17	18
Returns	10	3

Scoring	TD	Ru	Pa	Rt	PAT	FG	S	Pts.
Bob Waterfield	1	1	0	0	44-45	11-18	0	83
Dan Towler	10	10	0	0	0-0	0-0	0	60
Vitamin Smith	6	3	3	0	0-0	0-0	0	36
Tom Fears	6	0	6	0	0-0	0-0	0	36
Elroy Hirsch	4	0	4	0	0-0	0-0	0	24
Skeets Quinlan	3	1	2	0	0-0	0-0	0	18
Bob Carey	2	0	1	1	0-0	0-0	0	12
Woodley Lewis	2	0	0	2	0-0	0-0	0	12
Jack Dwyer	2	0	0	2	0-0	0-0	0	12
Andy Robustelli	2	0	0	2	0-0	0-0	0	12
Night Train Lane	2	0	0	2	0-0	0-0	0	12
Tank Younger	1	1	0	0	0-0	0-0	0	6
Jack Myers	1	1	0	0	0-0	0-0	0	6
Ken Casner	1	0	0	1	0-0	0-0	0	6
Herb Rich	1	0	0	1	0-0	0-0	0	6
Paul Barry	1	0	1	0	0-0	0-1	0	6
Rams	45	18	17	10	44-45	11-19	0	349
Opponents	31	10	18	3	28-29	6-16	0	234

Passing	Att.	Comp.	Yards	Pct.	Yards/Att.	TD	TD%	Int.	Int%	Long	Sack/Lost	Rating
Norm Van Brocklin	205	113	1,736	55.1	8.47	14	6.8	17	8.3	84	n/a	71.5
Bob Waterfield	109	51	655	46.8	6.01	3	2.8	11	11.0	63	n/a	35.7
Don Klosterman	10	3	47	30.0	4.70	0	0.0	3	30.0	30	n/a	7.1
Skeets Quinlan	4	0	0	0.0	0.00	0	0.0	0	0.0	0	n/a	39.6
Vitamin Smith	1	0	0	0.0	0.00	0	0.0	0	0.0	0	n/a	39.6
Rams	329	167	2,438	50.8	6.97	17	5.2	31	9.4	84	n/a/146	53.2
Opponents	360	161	2,621	44.7	7.28	18	5.0	38	10.6	n/a	n/a/369	46.8

Rushing	No.	Yards.	Avg.	Long	TD
Dan Towler	156	894	5.7	44	10
Tank Younger	63	331	5.3	38	1
Skeets Quinlan	52	224	4.3	36	1
Vitamin Smith	57	133	2.3	20	3
Woodley Lewis	19	114	6.0	51	0
Jack Myers	27	82	3.0	14	1
Jerry Williams	11	65	5.9	26	0
Tom Fears	1	0	0.0	0	0
Paul Barry	2	-1	-0.5	4	0
Norm Van Brocklin	7	-10	-1.4	9	0
Bob Waterfield	9	-14	-1.6	19	1
Don Klosterman	1	-9	-9.0	-9	1
Rams	411	1,811	4.4	51	17
Opponents	441	1,613	3.7	n/a	10

Receiving	No.	Yards	Avg.	Long	TD
Tom Fears	48	600	12.5	36	6
Bob Carey	36	539	15.0	61	1
Elroy Hirsch	25	590	23.6	84	4
Vitamin Smith	16	254	15.9	56	3
Skeets Quinlan	14	265	18.9	80	2
Tank Younger	12	73	6.1	12	0
Dan Towler	11	68	6.2	13	0
Paul Barry	2	43	21.5	25	1
Jack Myers	2	1	0.5	3	0
Bob Waterfield	1	5	5.0	5	0
Rams	167	2,438	14.6	84	17
Opponents	161	2,621	16.3	n/a	18

Interceptions	No.	Yards	Avg.	Long	TD
Night Train Lane	14	298	21.3	80	2
Herb Rich	8	201	25.1	97	1
Jack Dwyer	4	48	12.0	23	0
Jerry Williams	4	41	10.3	22	0
Don Paul	2	40	20.0	30	0
Tank Younger	2	0	0.0	0	0
Robert Hecker	1	50	50.0	50	0
Woodley Lewis	1	20	20.0	20	0
Andy Robustelli	1	14	14.0	14	1
Larry Brink	1	0	0.0	0	0
Rams	38	712	18.7	97	4
Opponents	31	518	16.7	66t	3

Punting	No.	Yards	Avg.	Long	Bik.
Norm Van Brocklin	29	1,251	43.1	66	0
Bob Waterfield	30	1,275	42.5	59	0
Rams	59	2,526	42.8	66	0
Opponents	66	2,827	42.8	n/a	n/a

Punt Returns	No.	Yards	Avg.	Long	TD
Woodley Lewis	19	351	18.5	82	2
Skeets Quinlan	14	167	11.9	38	0
Jerry Williams	1	9	9.0	9	0
Dan Towler	1	0	0.0	0	0
Herb Rich	1	0	0.0	0	0
Vitamin Smith	2	0	0.0	0	0
Rams	38	527	13.9	82	2
Opponents	22	178	8.1	18	0

Kickoff Returns	No.	Yards	Avg.	Long	TD
Skeets Quinlan	17	440	25.9	56	0
Woodley Lewis	16	345	21.6	47	0
Vitamin Smith	5	158	31.6	55	0
Dan Towler	1	9	9.0	9	0
Stan West	1	0	0.0	0	0
Rams	40	967	24.2	56	0
Opponents	48	1,149	23.9	46	0



1951 (8-4) 1st, Western Conf - Joe Stydahar



Date	W/L	Score	Opponent	Attend.
9/28	W	54-14	at New York Yankees	(30,315)
10/7	L	23-38	Cleveland	(67,186)
10/14	W	27-21	at Detroit	(50,567)
10/21	W	28-0	at Green Bay	(21,393)
10/28	L	17-44	at San Francisco	(49,538)
11/4	W	23-16	San Francisco	(54,346)
11/11	W	45-21	Chicago Cardinals	(29,995)
11/18	W	48-21	New York Yankees	(34,717)
11/25	L	21-31	at Washington	(26,307)
12/2	W	42-17	at Chicago Bears	(50,286)
12/9	L	22-24	Detroit	(52,937)
12/16	W	42-14	Green Bay	(23,698)
12/23	W	24-17	Cleveland*	(57,522)
Total Attendance				(548,807)

* NFL Championship

	Rams	OPP
First Downs	272	231
Rushing	114	125
Passing	130	84
Penalty	28	22
Total Net Yards	5,409	3,879
Avg./Game	450.8	323.3
Total Plays	925	950
Avg./Play	5.8	4.1
Net Yards Rushing	2,210	2,206
Avg./Game	184.2	183.8
Total Rushes	426	478
Net Yards Passing	3,199	1,673
Avg./Game	266.6	139.4
Sacked-Yds. Lost	n/a-97	n/a-319
Gross Yards	3,296	1,992
Att-Comp-Int	373-189-22	329-140-19
Comp. %	50.7	42.6
Punts/Avg.	52-41.5	75-40.9
Penalties/Yards	94-813	107-1028
Fumbles/ Ball Lost	22-15	26-10
Touchdowns	51	35
Rushing	23	17
Passing	26	13
Returns	2	5

Scoring	TD	Ru	Pa	Rt	PAT	FG	S	Pts.
Elroy Hirsch	17	0	17	0	0-1	0-0	0	102
Bob Waterfield	3	3	0	0	41-43	13-23	0	98
Dick Hoerner	7	6	1	0	0-0	0-0	0	42
Dan Towler	6	6	0	0	0-0	0-0	0	36
Tom Fears	3	0	3	0	6-7	0-0	0	24
Jerry Williams	4	3	0	1	0-0	0-0	0	24
Vitamin Smith	2	1	1	0	0-0	0-0	0	12
Norm Van Brocklin	2	2	0	0	0-0	0-0	0	12
Glenn Davis	2	1	1	0	0-0	0-0	0	12
Tommy Kalmanir	2	0	1	1	0-0	0-0	0	12
Tank Younger	1	1	0	0	0-0	0-0	0	6
Norb Hecker	1	0	1	0	0-0	0-1	0	6
Bob Boyd	1	0	1	0	0-0	0-0	0	6
Rams	51	23	26	2	47-51	13-24	0	392
Opponents	35	17	13	5	33-35	6-12	0	279

Rushing	No.	Yards	Avg.	Long	TD
Dan Towler	126	854	6.8	79	6
Dick Hoerner	94	569	6.1	43	6
Tank Younger	36	223	6.2	24	1
Glenn Davis	64	200	3.1	23	1
Vitamin Smith	52	143	2.8	31	1
Jerry Williams	21	106	5.0	32	2
Tommy Kalmanir	16	61	3.8	23	0
Bob Waterfield	9	49	5.4	25	3
Elroy Hirsch	1	3	3.0	3	0
Norm Van Brocklin	7	2	0.3	4	2
Rams	426	2,210	5.2	79	23
Opponents	478	2,206	4.6	n/a	17

Receiving	No.	Yards	Avg.	Long	TD
Elroy Hirsch	66	1,495	22.7	91	17
Tom Fears	32	528	16.5	54	3
Vitamin Smith	16	278	17.4	67	1
Dan Towler	16	257	16.1	46	0
Tom Keane	12	133	11.1	21	0
Bob Boyd	9	128	14.2	28	1
Dick Hoerner	8	102	12.8	21	1
Glenn Davis	8	90	11.3	21	1
Tommy Kalmanir	6	91	15.2	38	1
Tank Younger	5	72	14.4	52	0
Jerry Williams	5	49	9.8	13	0
Norb Hecker	4	35	8.8	20	1
Marvin Johnson	2	38	19.0	28	0
Rams	189	3,296	17.4	91	26
Opponents	140	1,992	14.2	n/a	13

Interceptions	No.	Yards	Avg.	Long	TD
Norb Hecker	3	74	24.7	36	0
Jerry Williams	3	53	17.7	21	1
Woodley Lewis	3	34	11.3	20	0
Herb Rich	3	11	3.7	6	0
Bob Boyd	2	3	1.5	3	0
Tom Keane	2	2	1.0	2	0
Don Paul	1	16	16.0	16	0
Tank Younger	1	0	0.0	0	0
Charlie Toogood	1	0	0.0	0	0
Rams	19	193	10.2	36	1
Opponents	22	313	14.2	36	1

Punting	No.	Yards	Avg.	Long	Blk.
Norm Van Brocklin	48	1,992	41.5	62	1
Bob Waterfield	4	166	41.5	52	0
Rams	52	2,158	41.5	62	1
Opponents	75	3,064	40.9	n/a	n/a

Punt Returns	No.	Yards	Avg.	Long	TD
Vitamin Smith	12	139	11.6	37	0
Glenn Davis	15	85	5.7	31	0
Tommy Kalmanir	5	86	17.2	67	1
Jerry Williams	4	22	5.5	11	0
Woodley Lewis	1	12	12.0	12	0
Rams	37	344	9.3	67	1
Opponents	33	365	11.1	79t	3

Kickoff Returns	No.	Yards	Avg.	Long	TD
Glenn Davis	9	179	19.9	33	0
Vitamin Smith	15	274	18.3	26	0
Jerry Williams	6	133	22.2	28	0
Tommy Kalmanir	6	120	20.0	32	0
Woodley Lewis	4	67	16.8	24	0
Dick Hoerner	1	22	22.0	22	0
Don Simensen	1	13	13.0	13	0
Dan Towler	1	10	10.0	10	0
Bobby Collier	1	8	8.0	8	0
Rams	44	826	18.8	36	0
Opponents	54	1,478	27.2	49	0

Passing	Att.	Comp.	Yards	Pct.	Yards/Att.	TD	TD%	Int.	Int%	Long	Sack/Lost	Rating
Bob Waterfield	176	88	1,566	50.0	8.90	13	7.4	10	5.9	91	n/a	81.8
Norm Van Brocklin	194	100	1,725	51.5	8.89	13	6.7	11	5.7	81	n/a	80.8
Glenn Davis	2	1	5	50.0	2.50	0	0.0	0	0.0	5	n/a	56.3
Tom Keane	1	0	0	0.0	0.00	0	0.0	1	100.0	0	n/a	0.0
Rams	373	189	3,296	50.7	8.84	26	7.0	22	5.9	91	n/a/97	79.8
Opponents	329	140	1,992	42.6	6.10	13	4.0	19	5.8	n/a	n/a/319	51.9



1950 (9-3) 1st, Western Conf - Joe Stydahar



Date	W/L	Score	Opponent	Attend.
9/17	L	20-24	Chicago	(21,000)
9/22	W	45-28	New York Yankees	(23,768)
10/1	W	35-14	at San Francisco	(27,262)
10/8	L	20-56	at Philadelphia	(24,134)
10/15	W	30-28	at Detroit	(35,589)
10/22	W	70-27	Baltimore	(16,026)
10/29	W	65-24	Detroit	(27,475)
11/5	W	28-21	San Francisco	(33,234)
11/12	W	45-14	at Green Bay (Mil.)	(20,456)
11/19	W	43-35	at New York Yankees	(42,673)
11/26	L	14-24	at Chicago Bears	(43,678)
12/3	W	51-14	Green Bay	(39,323)
12/17	W	24-14	Chicago Bears*	(83,501)
12/24	L	28-30	at Cleveland**	(29,751)
Total Attendance				(467,870)

* Conference Playoff
** NFL Championship

	Rams	OPP
First Downs	278	217
Rushing	112	113
Passing	142	88
Penalty	24	16
Total Net Yards	5,240	4,453
Avg./Game	436.7	371.1
Total Plays	992	950
Avg./Play	5.3	4.7
Net Yards Rushing	1,711	1,882
Avg./Game	142.6	156.8
Total Rushes	404	431
Net Yards Passing	3,529	2,279
Avg./Game	294.1	189.9
Sacked-Yds. Lost	n/a-180	n/a-297
Gross Yards	3,709	2,576
Att-Comp-Int	453-253-27	385-165-31
Comp. %	55.8	42.9
Punts/Avg.	63-40.5	72-39.3
Penalties/Yards	110-1038	93-859
Fumbles/ Ball Lost	30-17	31-15
Touchdowns	64	43
Rushing	28	12
Passing	31	26
Returns	5	5

Scoring	TD	Ru	Pa	Rt	PAT	FG	S	Pts.
Bob Waterfield	1	1	0	0	54-58	7-14	0	81
Dick Hoerner	11	10	1	0	0-0	0-0	0	66
Vitamin Smith	8	1	4	3	0-0	0-0	0	48
Elroy Hirsch	7	0	7	0	5-5	0-0	0	47
Tom Fears	7	0	7	0	0-0	0-0	0	42
Glenn Davis	7	3	4	0	0-0	0-0	0	42
Dan Towler	6	6	0	0	0-0	0-0	0	36
Bob Boyd	4	0	4	0	0-0	0-0	0	24
Jerry Williams	2	1	1	0	0-0	0-0	0	12
Paul Barry	2	2	0	0	0-0	0-0	0	12
Tank Younger	2	2	0	0	0-0	0-0	0	12
Bob Reinhard	1	0	1	0	0-0	0-0	0	6
Norm Van Brocklin	1	0	0	0	0-0	0-0	0	6
Ralph Pasquariello	1	0	0	0	0-0	0-0	0	6
Tom Keane	1	0	0	1	0-0	0-0	0	6
Woodley Lewis	1	0	0	1	0-0	0-0	0	6
Team	0	0	0	0	0-1	0-0	0	0
Rams	64	28	31	5	59-64	7-14	0	466
Opponents	43	12	26	5	42-43	3-13	0	309

Rushing	No.	Yards	Avg.	Long	TD
Glenn Davis	88	416	4.7	55	3
Dick Hoerner	95	381	4.0	64	10
Vitamin Smith	51	250	4.0	25	1
Paul Barry	50	231	3.4	28	2
Dan Towler	46	130	2.8	34	6
Jerry Williams	13	108	8.3	38	1
Tommy Kalmanir	20	83	4.2	33	0
Norm Van Brocklin	15	22	1.5	16	1
Ralph Pasquariello	7	31	4.4	14	1
Tank Younger	8	28	3.5	6	2
Bob Waterfield	8	14	1.8	13	1
Elroy Hirsch	2	19	9.5	15	0
Bob Boyd	1	-2	-2.0	-2	0
Rams	404	1,711	4.2	64	28
Opponents	431	1,882	4.4	n/a	12

Receiving	No.	Yards	Avg.	Long	TD
Tom Fears	84	1,116	13.3	53	7
Glenn Davis	42	592	14.1	50	4
Elroy Hirsch	42	687	16.4	58	7
Dick Hoerner	26	446	17.2	48	1
Vitamin Smith	16	279	17.4	67	4
Bob Boyd	9	220	24.4	72	4
Dan Towler	8	63	7.9	17	0
Paul Barry	7	122	17.4	24	0
Tommy Kalmanir	5	58	11.6	41	1
Ed Champagne	4	52	13.0	21	1
Jerry Williams	4	21	5.3	11	1
Bill Smyth	2	10	5.0	6	0
Tom Keane	1	19	19.0	19	0
Bob Reinhard	1	11	11.0	11	1
Gil Bouley	1	11	11.0	11	0
Ralph Pasquariello	1	2	2.0	2	0
Rams	253	3,709	14.6	72	31
Opponents	165	2,873	15.6	n/a	26

Interceptions	No.	Yards	Avg.	Long	TD
Woodley Lewis	12	275	22.9	36	0
Tom Keane	6	50	8.3	25	1
Elroy Hirsch	4	28	7.0	23	0
Jerry Williams	3	39	13.0	23	0
Don Paul	3	44	14.7	32	0
Vic Vasicek	1	52	52.0	52	0
Fred Naumetz	1	13	13.0	13	0
George Sims	1	5	5.0	5	0
Dick Huffman	0	6	-	6	0
Rams	31	512	16.5	52	1
Opponents	27	294	10.9	37	3

Punting	No.	Yards	Avg.	Long	Bik.
Bob Waterfield	52	2,087	40.1	61	2
Norm Van Brocklin	11	466	42.4	51	0
Rams	63	2,553	40.5	61	2
Opponents	72	2,833	39.3	n/a	n/a

Punt Returns	No.	Yards	Avg.	Long	TD
Vitamin Smith	22	218	9.9	30	0
Tommy Kalmanir	13	116	8.9	23	0
Jerry Williams	6	35	5.8	15	0
Glenn Davis	3	24	8.0	14	0
Woodley Lewis	1	0	0.0	0	0
Rams	45	393	8.7	30	0
Opponents	28	394	14.1	48	0

Kickoff Returns	No.	Yards	Avg.	Long	TD
Vitamin Smith	22	742	33.7	97	3
Tommy Kalmanir	13	358	27.5	44	0
Glenn Davis	8	167	20.9	29	0
Dan Towler	5	47	9.4	15	0
Woodley Lewis	2	47	23.5	27	0
Vic Vasicek	2	30	15.0	19	0
Jack Finlay	2	14	7.0	13	0
Ralph Pasquariello	1	14	14.0	14	0
Dave Stephenson	1	5	5.0	5	0
Rams	56	1,424	25.4	97	3
Opponents	48	1,411	29.4	97t	2

Passing	Att.	Comp.	Yards	Pct.	Yards/Att.	TD	TD%	Int.	Int%	Long	Sack/Lost	Rating
Norm Van Brocklin	233	127	2,061	54.5	8.85	18	7.7	14	6.0	58	n/a	85.1
Bob Waterfield	213	122	1,540	57.3	7.23	11	5.2	13	6.1	72	n/a	71.7
Glenn Davis	5	3	97	60.0	19.40	2	40.0	0	0.0	58	n/a	143.8
Vitamin Smith	1	1	11	100.0	11.00	0	0.0	0	0.0	11	n/a	112.5
Elroy Hirsch	1	0	0	0.0	0.00	0	0.0	0	0.0	0	n/a	39.6
Rams	453	253	3,709	55.8	8.18	31	6.8	27	6.0	72	n/a/180	80.7
Opponents	385	165	2,873	42.9	7.46	26	6.8	31	8.1	n/a	n-a/297	57.9



1949 (8-2-2) 1st, Western Conf - C. Shaughnessy



Date	W/L	Score	Opponent	Attend.
9/23	W	27-24	Detroit	(17,878)
10/2	W	48-7	at Green Bay	(24,308)
10/9	W	31-6	at Chicago Bears	(42,124)
10/16	W	21-10	at Detroit	(19,839)
10/23	W	35-7	Green Bay	(37,546)
10/30	W	27-24	Chicago Bears	(86,080)
11/6	L	14-38	at Philadelphia	(38,230)
11/13	T	7-7	at Pittsburgh	(20,510)
11/20	T	28-28	at Chicago Cardinals	(34,100)
11/27	W	42-20	New York Bulldogs	(38,052)
12/4	L	27-31	Chicago Cardinals	(74,673)
12/11	W	53-27	Washington	(44,899)
12/18	L	0-14	Philadelphia*	(27,980)
Total Attendance				(506,219)

* NFL Championship

	Rams	OPP
First Downs	245	213
Rushing	103	101
Passing	125	92
Penalty	17	20
Total Net Yards	4,415	3,490
Avg./Game	367.9	290.8
Total Plays	924	926
Avg./Play	4.8	3.8
Net Yards Rushing	1,732	1,679
Avg./Game	144.3	139.9
Total Rushes	445	472
Net Yards Passing	2,674	1,811
Avg./Game	222.8	150.9
Sacked-Yds. Lost	n/a-145	n/a-273
Gross Yards	2,819	2,084
Att-Comp-Int	366-192-27	335-144-30
Comp. %	52.5	43.0
Punts/Avg.	52-44.4	68-44.2
Penalties/Yards	83-795	72-676
Fumbles/ Ball Lost	29-18	30-18
Touchdowns	48	32
Rushing	17	14
Passing	23	16
Returns	8	2

Scoring	TD	Ru	Pa	Rt	PAT	FG	S	Pts.
Bob Waterfield	1	1	0	0	43-45	9-16	0	76
Tom Fears	9	0	9	0	0-0	0-0	0	54
Dick Hoerner	6	6	0	0	0-0	0-0	0	36
Elroy Hirsch	6	1	4	1	0-0	0-0	0	36
Bob Shaw	6	0	6	0	0-0	0-0	0	36
Fred Gehrke	5	2	2	1	2-3	0-1	0	32
Vitamin Smith	4	2	1	1	0-0	0-0	0	24
Jerry Williams	4	3	0	1	0-0	0-0	0	24
Gerry Cowhig	2	1	0	1	0-0	0-0	0	12
Tommy Kalmanir	2	1	0	1	0-0	0-0	0	12
Don Currihan	1	0	1	0	0-0	0-0	0	6
Frank Hubbell	1	0	0	1	0-0	0-0	0	6
George Sims	1	0	0	1	0-0	0-0	0	6
Rams	48	17	23	8	45-48	9-17	0	360
Opponents	32	14	16	2	30-32	5-13	0	239

Rushing	No.	Yards	Avg.	Long	TD
Dick Hoerner	155	582	3.8	37	6
Elroy Hirsch	68	287	4.2	51	1
Fred Gehrke	58	203	3.5	53	2
Tommy Kalmanir	29	218	7.5	51	1
Tank Younger	52	191	3.7	16	0
Vitamin Smith	40	112	2.9	26	2
Jerry Williams	19	103	5.4	18	3
Gerry Cowhig	10	32	3.2	8	1
Bob Agler	4	7	1.8	4	0
Bob Waterfield	5	-4	-0.8	5	1
Norm Van Brocklin	4	-1	-0.3	2	0
Tom Fears	1	-3	-3.0	-3	0
Rams	445	1,732	3.9	53	17
Opponents	472	1,679	3.6	n/a	14

Receiving	No.	Yards	Avg.	Long	TD
Tom Fears	77	1,013	13.2	51	9
Bob Shaw	29	535	18.4	71	6
Elroy Hirsch	22	326	14.8	48	4
Dick Hoerner	17	213	12.5	29	0
Fred Gehrke	9	140	15.6	42	2
Tank Younger	7	119	17.0	33	0
Jerry Williams	7	102	14.6	42	0
Vitamin Smith	5	63	12.6	24	1
Tom Keane	4	70	17.5	44	0
Jack Zilly	3	35	11.7	14	0
Don Currihan	3	78	26.0	40	1
Frank Hubbell	3	32	10.7	12	0
Dick Huffman	2	36	18.0	23	0
Tommy Kalmanir	2	36	18.0	23	0
Bill Smyth	2	21	10.5	14	0
Rams	192	2,819	14.7	71	23
Opponents	144	2,084	14.5	n/a	16

Interceptions	No.	Yards	Avg.	Long	TD
George Sims	9	78	8.7	27	1
Jerry Williams	5	42	8.4	25	1
Don Currihan	5	31	6.2	16	0
Gerry Cowhig	4	62	15.5	26	1
Elroy Hirsch	2	55	27.5	32	0
Mike Lazetich	2	47	23.5	29	0
Don Paul	2	23	11.5	19	0
Frank Hubbell	1	21	21.0	21	1
Rams	30	359	12.0	32	4
Opponents	27	229	8.5	n/a	1

Punting	No.	Yards	Avg.	Long	Bk.
Bob Waterfield	49	2,177	44.4	61	1
Norm Van Brocklin	2	91	45.5	46	0
Dick Hoerner	1	43	43.0	43	0
Rams	52	2,311	44.4	61	1
Opponents	68	3,005	44.2	n/a	n/a

Punt Returns	No.	Yards	Avg.	Long	TD
Vitamin Smith	27	427	15.8	85	1
Tommy Kalmanir	14	164	11.7	62	1
Jerry Williams	2	33	16.5	20	0
Rams	43	624	14.5	85	2
Opponents	26	215	8.3	n/a	0

Kickoff Returns	No.	Yards	Avg.	Long	TD
Tommy Kalmanir	18	403	22.4	57	0
Vitamin Smith	13	235	18.1	31	0
Don Paul	2	32	16.0	20	0
Gerry Cowhig	2	20	10.0	10	0
Hal Dean	1	0	0.0	0	0
Jack Zilly	1	0	0.0	0	0
Rams	37	690	18.6	57	0
Opponents	55	1,144	20.8	n/a	0

Passing	Att.	Comp.	Yards	Pct.	Yards/Att.	TD	TD%	Int.	Int%	Long	Sack/Lost	Rating
Bob Waterfield	296	154	2,168	52.0	7.32	17	5.7	24	8.1	71	n/a	61.3
Norm Van Brocklin	58	32	601	55.2	10.36	6	10.3	2	3.4	51	n/a	111.4
Bobby Thomason	12	6	50	50.0	4.17	0	0.0	1	8.3	11	n/a	26.4
Rams	366	192	2,819	52.5	7.70	23	6.3	27	7.4	71	n/a/145	68.1
Opponents	335	144	2,084	43.0	6.22	16	4.8	30	9.0	n/a	n/a/273	42.4



1948 (6-5-1) 3rd, Western Conf - C. Shaughnessy



Date	W/L	Score	Opponent	Attend.
9/22	W	44-7	Detroit	(12,941)
10/3	T	28-28	Philadelphia	(36,884)
10/10	L	21-42	at Chicago Bears	(43,707)
10/17	L	0-16	at Green Bay	(25,119)
10/24	W	34-27	at Detroit	(17,444)
10/31	L	22-27	Chicago Cardinals	(32,149)
11/7	L	6-21	Chicago Bears	(56,263)
11/14	W	52-37	at New York Giants	(22,766)
11/21	L	24-27	at Chicago Cardinals	(29,031)
11/28	W	24-10	Green Bay	(23,874)
12/5	W	41-13	at Washington	(32,970)
12/12	W	31-14	Pittsburgh	(27,967)
Total Attendance				(506,219)

	Rams	OPP
First Downs	239	204
Rushing	100	90
Passing	123	97
Penalty	16	17
Total Yards	4,576	3,794
Avg./Game	381.3	316.2
Total Plays	943	879
Avg./Play	4.9	4.3
Net Yards Rushing	1,743	1,570
Avg./Game	145.3	130.8
Total Rushes	427	441
Gross Yards Passing	2,748	2,143
Avg./Game	229.0	178.6
Att-Comp-Int	395-201-25	309-164-19
Comp. %	50.9	53.1
Punts/Avg.	63-41.8	77-41.0
Penalties/Yards	98-859	77-719
Fumbles/ Ball Lost	32-17	42-24
Touchdowns	45	36
Rushing	15	13
Passing	28	20
Returns	2	3

Scoring	TD	Ru	Pa	Rt	PAT	FG	S	Pts.
Bob Waterfield	0	0	0	0	38-44	6-11	0	56
Red Hickey	7	0	7	0	0-0	0-0	0	42
Dick Hoerner	6	4	2	0	0-0	0-0	0	36
Tom Fears	5	0	4	1	0-0	0-0	0	30
Bob Hoffman	5	4	1	0	0-0	0-0	0	30
Don Currihan	4	1	3	0	0-0	0-0	0	24
Jack Zilly	4	0	4	0	0-0	0-0	0	24
Fred Gehrke	3	1	1	1	1-1	0-0	0	19
Kenny Washington	3	2	1	0	0-0	0-0	0	18
Gerry Cowhig	2	2	0	0	0-0	0-0	0	12
Tom Keane	2	0	2	0	0-0	0-0	0	12
Les Horvath	1	1	0	0	0-0	0-0	0	6
Frank Hubbell	1	0	1	0	0-0	0-0	0	6
Dante Magnani	1	0	1	0	0-0	0-0	0	6
Bill Smyth	1	0	1	0	0-0	0-0	0	6
Rams	45	13	28	2	39-45	6-11	0	327
Opponents	36	13	20	3	33-36	6-11	1	269

Passing	Att.	Comp.	Yards	Pct.	Yards/Att.	TD	TD%	Int.	Int%	Long	Rating
Jim Hardy	211	112	1,390	53.1	6.59	14	6.6	7	3.3	69	82.1
Bob Waterfield	180	87	1,354	48.3	7.52	14	7.8	18	10.0	80	60.0
Paul Rickards	2	2	4	100.0	2.00	0	0.0	0	0.0	3	79.2
Fred Gehrke	1	0	0	0.0	0.00	0	0.0	0	0.0	0	39.6
Bruce Smith	1	0	0	0.0	0.00	0	0.0	0	0.0	0	39.6
Kenny Washington	1	0	0	0.0	0.00	0	0.0	0	0.0	0	39.6
Rams	395	201	2,748	50.9	6.96	28	7.1	25	6.3	80	70.7
Opponents	309	164	2,143	53.1	6.94	20	6.5	19	6.1	n/a	71.2

Rushing	No.	Yards	Avg.	Long	TD
Dick Hoerner	76	354	4.7	23	4
Kenny Washington	57	301	5.3	31	2
Fred Gehrke	56	246	4.4	24	1
Gerry Cowhig	46	206	4.5	14	2
Dante Magnani	38	144	3.8	15	0
Les Horvath	30	118	3.9	19	0
Jack Banta	32	105	3.3	14	0
Bob Hoffman	22	68	3.0	8	4
Bruce Smith	18	59	3.3	20	0
Bob Agler	8	41	5.1	12	0
Joe Corn	11	27	2.5	6	0
Paul Rickards	2	21	10.5	11	0
Tom Keane	7	16	2.3	3	0
Jim Hardy	5	14	2.8	9	0
Bob Waterfield	7	12	1.7	10	0
Tom Fears	2	8	4.0	8	0
Bob DeFruiter	3	4	1.3	4	0
Jim Mello	7	3	0.4	4	0
Larry Brink	1	-3	-3.0	-3	0
Don Currihan	1	-4	-4.0	-4	0
Rams	427	1,743	4.1	31	13
Opponents	441	1,570	3.6	n/a	13

Receiving	No.	Yards	Avg.	Long	TD
Tom Fears	51	698	13.7	80	4
Red Hickey	30	509	17.0	69	7
Dick Hoerner	18	227	12.6	45	2
Fred Gehrke	16	173	10.8	34	1
Jack Zilly	13	169	13.0	30	4
Don Currihan	12	218	18.2	58	3
Tom Keane	11	195	17.7	57	2
Frank Hubbell	10	134	13.4	48	1
Kenny Washington	6	104	17.3	43	1
Bill Smyth	6	66	11.0	21	1
Les Horvath	4	42	10.5	19	0
Larry Brink	4	36	9.0	18	0
Jack Banta	4	34	8.5	14	0
Bruce Smith	4	29	7.3	10	0
Bob Hoffman	3	28	9.3	13	1
Dante Magnani	3	28	9.3	16	1
Gerry Cowhig	3	18	6.0	9	0
Jim Mello	1	17	17.0	17	0
Gil Bouley	1	15	15.0	15	0
Rams	201	2,748	13.7	80	28
Opponents	164	2,143	13.1	n/a	20

Interceptions	No.	Yards	Avg.	Long	TD
Fred Naumetz	4	75	18.8	68	0
Bob Waterfield	4	8	2.0	5	0
Kenny Washington	2	45	22.5	40	0
Tom Fears	2	37	18.5	35	1
Fred Gehrke	2	29	14.5	21	0
Les Horvath	2	14	7.0	9	0
Gerry Cowhig	1	9	9.0	9	0
Dick Hoerner	1	6	6.0	6	0
Hal Dean	1	0	0.0	0	0
Rams	19	223	11.7	68	1
Opponents	25	311	12.4	n/a	3

Punting	No.	Yards	Avg.	Long	Blk.
Bob Waterfield	43	1,833	42.6	88	0
Jack Banta	17	639	37.6	55	0
Jim Hardy	3	151	50.3	77	0
RAMS	63	2,633	41.8	88	0
Opponents	77	3,155	41.0	n/a	n/a

Punt Returns	No.	Yards	Avg.	Long	TD
Fred Gehrke	13	203	15.6	27	0
Fred Gehrke	19	217	11.4	48	0
Joe Corn	4	49	12.3	22	0
Jack Banta	1	14	14.0	14	0
Kenny Washington	1	12	12.0	12	0
Bruce Smith	1	10	10.0	10	0
Dick Hoerner	1	6	6.0	6	0
Gerry Cowhig	1	3	3.0	3	0
Rams	41	514	12.5	48	0
Opponents	32	445	13.9	n/a	1

Kickoff Returns	No.	Yards	Avg.	Long	TD
Fred Gehrke	17	464	27.3	92	1
Jack Banta	6	119	19.8	28	0
Joe Corn	5	112	22.4	22	0
Dante Magnani	3	49	16.3	22	0
Kenny Washington	2	54	27.0	33	0
Dick Hoerner	2	35	17.5	20	0
Les Horvath	2	31	15.5	16	0
Bob Hoffman	2	19	9.5	10	0
Gil Bouley	1	8	8.0	8	0
Gerry Cowhig	1	3	3.0	3	0
Al Sparkman	1	0	0.0	0	0
Rams	42	894	21.3	92	1
Opponents	53	1,177	22.2	n/a	1



1947 (6-6) 4th, Western Conf - Bob Snyder



Date	W/L	Score	Opponent	Attend.
9/29	W	48-7	at Pittsburgh	(35,658)
10/5	L	14-17	at Green Bay	(31,613)
10/12	W	27-13	at Detroit	(42,955)
10/19	W	27-7	Chicago Cardinals	(69,631)
10/26	L	7-14	at Philadelphia	(36,364)
11/2	L	10-17	at Chicago Cardinals	(40,075)
11/9	L	16-27	Boston	(19,715)
11/16	L	21-41	Chicago Bears	(36,702)
11/23	W	28-17	Detroit	(17,693)
11/30	L	10-30	Green Bay	(31,080)
12/7	W	17-14	at Chicago Bears	(34,215)
12/14	W	34-10	New York Giants	(24,050)
Total Attendance				(419,751)

	Rams	OPP
First Downs	206	209
Rushing	112	99
Passing	82	93
Penalty	12	17
Total Yards	3,831	3,659
Avg./Game	191.6	304.9
Total Plays	887	881
Avg./Play	4.3	3.5
Net Yards Rushing	2,171	1,544
Avg./Game	180.9	128.7
Total Rushes	459	453
Gross Yards Passing	1,660	2,059
Avg./Game	138.3	171.6
Att-Comp-Int	293-123-28	306-145-24
Comp. %	42.0	47.4
Punts/Avg.	72-40.1	76-41.1
Penalties/Yards	87-800	76-761
Fumbles/ Ball Lost	33-20	34-24
Touchdowns	34	29
Rushing	15	12
Passing	13	14
Returns	6	3

Scoring	TD	Ru	Pa	Rt	PAT	FG	S	Pts.
Bob Waterfield	1	1	0	0	27-30	7-16	0	54
Jim Benton	6	0	6	0	0-0	0-0	0	36
Kenny Washington	5	5	0	0	0-0	0-0	0	30
Tom Harmon	4	1	1	2	0-0	0-0	0	24
Bob Hoffman	3	3	0	0	0-0	0-0	0	18
Fred Gehrke	1	0	0	1	4-4	1-1	0	13
Pat West	2	2	0	0	0-0	0-0	0	12
Red Hickey	2	0	2	0	0-0	0-0	0	12
Dick Hoerner	2	2	0	0	0-0	0-0	0	12
Frank Hubbell	2	0	2	0	0-0	0-0	0	12
Gil Bouley	1	0	0	1	0-0	0-0	0	6
Mel Bleeker	1	0	0	1	0-0	0-0	0	6
Ray Hamilton	1	0	1	0	0-0	0-0	0	6
Jack Banta	1	1	0	0	0-0	0-0	0	6
Dick Huffman	1	0	0	1	0-0	0-0	0	6
Dante Magnani	1	0	1	0	0-0	0-0	0	6
Rams	34	15	13	6	31-34	8-17	0	259
Opponents	29	12	14	3	26-29	4-6	1	214

Passing	Att.	Comp.	Yards	Pct.	Yards/Att.
Bob Waterfield	221	96	1,210	43.4	5.48
Jim Hardy	57	23	388	40.4	6.81
Kenny Washington	5	2	14	40.0	2.80
Tom Harmon	3	1	31	33.3	10.33
John Ksionyak	7	1	17	14.3	2.43
Rams	293	123	1,660	42.0	5.46
Opponents	306	145	2,059	47.4	6.73

Opponents	Att.	Comp.	Yards	Pct.	Yards/Att.
Bob Waterfield	221	96	1,210	43.4	5.48
Jim Hardy	57	23	388	40.4	6.81
Kenny Washington	5	2	14	40.0	2.80
Tom Harmon	3	1	31	33.3	10.33
John Ksionyak	7	1	17	14.3	2.43
Rams	293	123	1,660	42.0	5.46
Opponents	306	145	2,059	47.4	6.73

Rushing	No.	Yards	Avg.	Long	TD
Kenny Washington	60	444	7.4	92	5
Tom Harmon	60	306	5.1	32	1
Fred Gehrke	59	304	5.2	29	0
Jack Banta	40	193	4.8	23	1
Dante Magnani	48	178	3.7	27	0
Pat West	42	162	3.9	21	2
Bob Hoffman	42	159	3.8	20	3
Dick Hoerner	30	124	4.1	23	2
Mel Bleeker	23	111	4.8	35	0
Gerry Cowhig	25	104	4.2	21	0
Les Horvath	18	68	3.8	25	0
Steve Bagarus	3	15	5.0	10	0
Bob Waterfield	3	6	2.0	4	1
Jack Wilson	3	3	1.0	4	0
Jim Hardy	3	-6	-2.0	7	0
Rams	459	2,171	4.7	92	15
Opponents	453	1,544	3.4	n/a	12

Receiving	No.	Yards	Avg.	Long	TD
Jim Benton	35	511	14.6	43	6
Jack Banta	14	198	14.1	64	0
Red Hickey	12	196	16.3	42	2
Ray Hamilton	12	193	16.1	39	1
Steve Pritko	10	101	10.1	20	0
Jack Zilly	7	75	10.7	19	0
Fred Gehrke	6	19	3.2	11	0
Tom Harmon	5	89	17.8	33	1
Dante Magnani	4	57	14.3	40	1
Kenny Washington	3	40	13.3	21	0
Les Horvath	3	29	9.7	14	0
Bill Smyth	3	26	8.7	11	0
Frank Hubbell	2	60	30.0	45	2
Bob Hoffman	2	22	11.0	12	0
Bob Waterfield	2	14	7.0	18	0
Dick Hoerner	1	20	20.0	20	0
Gil Bouley	1	15	15.0	15	0
Jack Wilson	1	-5	-5.0	-5	0
Rams	123	1,660	13.5	64	13
Opponents	145	2,059	14.2	n/a	14

Interceptions	No.	Yards	Avg.	Long	TD
Tom Harmon	8	136	17.0	36	1
Bob Waterfield	5	56	11.2	35	0
Jack Banta	2	13	6.5	13	0
Steve Bagarus	1	31	31.0	31	0
Pat West	1	24	24.0	24	0
Bob Hoffman	1	14	14.0	14	0
Fred Naumetz	1	9	9.0	9	0
Riley Matheson	1	5	5.0	5	0
Gerry Cowhig	1	0	0.0	0	0
Fred Gehrke	1	0	0.0	0	0
Jack Martin	1	0	0.0	0	0
Mel Bleeker	1	0	0.0	0	0
Rams	24	288	12.0	36	1
Opponents	28	487	17.4	n/a	1

Punting	No.	Yards	Avg.	Long	Blk.
Bob Waterfield	59	2,500	42.4	86	1
Jim Hardy	10	263	26.3	45	0
Jack Banta	3	125	41.7	45	0
Rams	72	2,888	40.1	86	1
Opponents	76	3,119	41.1	n/a	n/a

Punt Returns	No.	Yards	Avg.	Long	TD
Tom Harmon	27	392	14.5	88	1
Fred Gehrke	4	112	28.0	66	1
Les Horvath	4	29	7.2	15	0
Kenny Washington	3	44	14.7	23	0
Jack Banta	2	19	9.5	15	0
Steve Bagarus	2	18	9.0	13	0
Gil Bouley	1	24	24.0	24	0
Bob Waterfield	1	2	2.0	2	0
Rams	44	640	14.5	88	2
Opponents	29	352	12.1	n/a	1

Kickoff Returns	No.	Yards	Avg.	Long	TD
Tom Harmon	9	208	23.1	34	0
Dante Magnani	6	186	31.0	75	0
Les Horvath	3	58	19.3	25	0
Mel Bleeker	3	50	16.7	20	0
Kenny Washington	2	52	26.0	27	0
Jack Banta	2	50	25.0	31	0
Gerry Cowhig	2	29	14.5	16	0
Fred Gehrke	2	29	14.5	21	0
Pat West	1	21	21.0	21	0
Bob Hoffman	1	12	12.0	12	0
Steve Bagarus	1	11	11.0	11	0
Ray Hamilton	1	10	10.0	10	0
Jack Zilly	1	10	10.0	10	0
Mike Lazetich	1	1	1.0	1	0
Fred Naumetz	1	0	0.0	0	0
Rams	36	727	20.2	75	0
Opponents	47	1,002	21.3	n/a	0

Opponents	TD	TD%	Int.	Int%	Long	Rating
Bob Waterfield	8	3.6	18	8.1	45	39.2
Jim Hardy	5	9.8	7	12.3	64	53.7
Kenny Washington	0	0.0	1	20.0	18	8.3
Tom Harmon	0	0.0	0	0.0	31	72.9
John Ksionyak	0	0.0	2	28.6	17	0.0
Rams	13	4.4	28	9.6	64	35.9
Opponents	14	4.6	24	7.8	n/a	52.2



1946 (6-4-1) 2nd, Western Conf - Adam Walsh



Date	W/L	Score	Opponent	Attend.
9/29	L	14-25	Philadelphia	(30,500)
10/6	W	21-17	at Green Bay	(27,049)
10/13	T	28-28	at Chicago Bears	(44,211)
10/20	W	35-14	Detroit	(27,928)
10/27	L	10-34	at Chicago Cardinals	(38,180)
11/3	W	41-20	at Detroit	(34,447)
11/10	L	21-27	Chicago Bears	(68,831)
11/17	W	17-14	Chicago Cardinals	(38,271)
11/24	L	21-40	at Boston	(23,689)
12/5	W	31-21	at New York Giants	(47,366)
12/8	W	38-17	Green Bay	(46,838)
Total Attendance				(427,310)

	Rams	OPP
First Downs	214	170
Rushing	102	76
Passing	91	75
Penalty	21	19
Total Yards	3,793	3,525
Avg./Game	344.8	320.0
Total Plays	786	729
Avg./Play	4.8	4.8
Net Yards Rushing	1,683	1,325
Avg./Game	153.0	210.4
Total Rushes	404	402
Gross Yards Passing	2,080	2,154
Avg./Game	189.1	195.8
Att-Comp-Int	326-153-24	265-112-23
Comp. %	46.5	42.3
Punts/Avg.	45-44.4	51-40.4
Penalties/Yards	80-764	89-702
Fumbles/ Ball Lost	31-20	35-15
Touchdowns	37	35
Rushing	14	13
Passing	19	21
Returns	4	1

Scoring	TD	Ru	Pa	Rt	PAT	FG	S	Pts.
Waterfield	1	1	0	0	37-37	6-9	0	61
Benton	6	0	6	0	0-0	0-0	0	36
Gehrke	5	3	2	0	0-0	0-0	0	30
Harmon	5	2	2	1	0-0	0-0	0	30
Hickey	3	0	3	0	0-0	0-0	0	18
Holovak	3	3	0	0	0-0	0-0	0	18
Hoffman	3	3	0	0	0-0	0-0	0	18
Shaw	3	0	2	1	0-0	0-0	0	18
Pritko	2	0	2	0	0-0	0-0	0	12
Banta	1	0	1	0	0-0	0-0	0	6
Farmer	1	1	0	0	0-0	0-0	0	6
Washington	1	1	0	0	0-0	0-0	0	6
Levy	1	0	0	1	0-0	0-0	0	6
West	1	0	0	1	0-0	0-0	0	6
Wilson	1	0	1	0	0-0	0-0	0	6
Rams	37	14	19	4	37-37	6-9	0	277
Opponents	35	13	21	1	30-n/a	5-n/a	1	257

Passing	Att.	Comp.	Yards	Pct.	Yards/Att.
Bob Waterfield	251	127	1,747	50.5	6.96
Jim Hardy	64	24	285	37.5	4.45
Fred Gehrke	1	1	29	100.0	29.00
Kenny Washington	8	1	19	12.5	2.38
Tom Farmer	2	0	0	0.0	0.00
Rams	326	153	2,080	46.9	6.38
Opponents	265	112	2,154	42.3	8.13

Rushing	No.	Yards	Avg.	Long	TD
Fred Gehrke	71	371	5.2	53	3
Tom Harmon	47	236	5.0	84	2
Pat West	40	226	5.7	72	0
Mike Holovak	55	211	3.8	22	3
Jack Banta	44	209	4.7	25	0
Bob Hoffman	42	162	3.8	19	3
Jack Wilson	19	120	6.3	35	0
Kenny Washington	23	114	5.0	19	1
Tom Farmer	28	90	3.2	17	1
Steve Susic	7	18	2.7	9	0
Ralph Ruthstrom	2	-4	-2.0	1	0
Jim Hardy	10	-10	-1.0	6	0
Bob Waterfield	16	-60	-3.8	6	1
Rams	404	1,683	4.1	84	14
Opponents	402	1,325	3.3	n/a	13

Receiving	No.	Yards	Avg.	Long	TD
Jim Benton	63	981	15.5	57	6
Steve Pritko	18	185	10.3	29	2
Fred Gehrke	11	83	7.6	21	2
Tom Harmon	10	199	19.9	45	2
Red Hickey	8	213	26.6	60	3
Ray Hamilton	8	92	11.4	16	0
Jack Banta	8	81	10.1	32	1
Kenny Washington	6	83	13.8	20	0
Tom Farmer	6	17	2.8	13	0
Bob Shaw	4	63	15.7	28	2
Woody Strode	4	37	9.2	19	0
Jack Wilson	3	30	10.0	15	1
Mike Holovak	2	6	3.0	8	0
Ralph Ruthstrom	1	9	9.0	9	0
Steve Susic	1	1	1.0	1	0
Rams	153	2,080	13.6	60	19
Opponents	112	2,154	19.2	n/a	21

Interceptions	No.	Yards	Avg.	Long	TD
Bob Waterfield	5	72	14.4	28	0
Riley Matheson	4	11	2.8	7	0
Tom Harmon	3	97	32.3	85	1
Fred Gehrke	3	63	21.0	41	0
Jack Banta	2	44	22.0	39	0
Jack Wilson	1	32	32.0	32	0
Roger Harding	1	14	14.0	14	0
Jim Hardy	1	8	8.0	8	0
Jake Fawcett	1	5	5.0	5	0
Fred Naumetz	1	1	1.0	1	0
Les Lear	1	0	0.0	0	0
Rams	23	376	16.3	85	1
Opponents	24	386	16.1	n/a	0

Punting	No.	Yards	Avg.	Long	Bk.
Bob Waterfield	39	1,743	44.6	65	0
Jim Hardy	5	209	41.8	47	0
Jack Banta	1	44	44.0	44	0
Rams	45	1,996	44.4	65	0
Opponents	51	2,060	40.4	n/a	n/a

Punt Returns	No.	Yards	Avg.	Long	TD
Fred Gehrke	8	59	7.3	20	0
Jack Wilson	5	99	19.8	70	0
Tom Harmon	5	57	11.4	21	0
Tom Farmer	4	40	10.0	13	0
Jack Banta	2	26	13.0	24	0
Bob Waterfield	1	12	12.0	12	0
Ralph Ruthstrom	1	2	2.0	2	0
Rams	26	295	11.3	70	0
Opponents	27	350	12.9	n/a	0

Kickoff Returns	No.	Yards	Avg.	Long	TD
Fred Gehrke	8	186	23.2	28	0
Jack Wilson	6	145	24.1	68	0
Jack Banta	8	142	17.7	33	0
Tom Harmon	6	134	22.3	31	0
Tom Farmer	4	129	32.2	92	0
Pat West	4	49	12.3	19	0
Kenny Washington	2	39	19.5	24	0
Bob Shaw	1	52	52.0	52	1
Steve Susic	1	20	20.0	20	0
Mike Holovak	1	18	18.0	18	0
Red Hickey	1	14	14.0	14	0
Woody Strode	1	6	6.0	6	0
Rams	43	887	20.6	92	1
Opponents	52	1,301	25.0	n/a	1

	TD	TD%	Int.	Int%	Long	Rating
Waterfield	18	7.2	17	6.8	57	68.9
Gehrke	2	3.1	7	10.9	60	22.7
Harmon	0	0.0	0	0.0	29	118.8
Banta	0	0.0	0	0.0	19	39.6
Wilson	0	0.0	0	0.0	0	39.6
Washington	0	0.0	0	0.0	0	39.6
Farmer	0	0.0	0	0.0	0	39.6
Shaw	1	4.0	1	3.3	52	57.6
Susic	0	0.0	0	0.0	0	39.6
Holovak	0	0.0	0	0.0	0	39.6
Hickey	0	0.0	0	0.0	0	39.6
Strode	0	0.0	0	0.0	0	39.6
Rams	20	6.1	24	7.4	60	57.6
Opponents	21	7.9	23	8.7	n/a	61.4



1945 (9-1) 1st, Western Conf - Adam Walsh



Date	W/L	Score	Opponent	Attend.
9/30	W	21-0	Chicago Cardinals	(10,872)
10/7	W	17-0	Chicago Bears	(19,580)
10/14	W	27-14	at Green Bay	(24,607)
10/21	W	41-21	at Chicago Bears	(28,273)
10/28	L	14-28	at Philadelphia	(38,149)
11/4	W	21-17	at New York	(46,219)
11/11	W	20-7	Green Bay	(28,686)
11/18	W	35-21	at Chicago Cardinals	(18,000)
11/22	W	38-21	at Detroit	(40,017)
12/2	W	20-7	Boston	(18,470)
12/16	W	15-14	Washington*	(32,178)
Total Attendance				(305,051)

* NFL Championship

	Rams	OPP
First Downs	137	129
Rushing	68	67
Passing	60	51
Penalty	9	11
Total Yards	3,546	2,520
Avg./Game	354.6	252.0
Total Plays	621	658
Avg./Play	5.7	3.8
Net Yards Rushing	1,714	1,026
Avg./Game	171.4	102.6
Total Rushes	372	349
Gross Yards Passing	1,767	1,463
Avg./Game	176.7	146.3
Att-Comp-Int	199-99-20	253-99-28
Comp. %	49.7	39.1
Punts/Avg.	47-40.1	52-36.4
Penalties/Yards	67-593	43-391
Fumbles/ Ball Lost	34-18	31-15
Touchdowns	35	19
Rushing	19	10
Passing	16	9
Returns	0	0

Scoring	TD	Ru	Pa	Rt	PAT	FG	S	Pts.
Bob Waterfield	5	5	0	0	31-35	1-3	0	64
Jim Benton	8	0	8	0	0-0	0-0	0	48
Fred Gehrke	8	7	1	0	0-0	0-0	0	48
Tom Colella	4	2	2	0	0-0	0-0	0	24
Don Greenwood	4	4	0	0	0-0	0-0	0	24
Steve Pritko	4	0	4	0	0-0	0-0	0	24
Jim Gillette	1	1	0	0	0-0	0-0	0	6
Harvey Jones	1	0	1	0	0-0	0-0	0	6
Rams	35	19	16	0	31-35	1-3	0	224
Opponents	19	10	9	0	19-19	1-4	0	136

	No.	Yards	Avg.	Long	TD
Rushing					
Fred Gehrke	74	467	6.3	72t	7
Jim Gillette	63	390	6.1	52	1
Don Greenwood	101	376	3.7	35	4
Tom Colella	46	224	4.8	30	2
George Koch	12	101	8.4	32	0
Ralph Ruthstrom	10	74	7.4	34	0
Pat West	19	45	2.3	9	0
Bob Waterfield	18	18	1.0	16t	5
Harvey Jones	8	15	1.8	5	0
Walkt Zirinsky	3	3	1.0	2	0
Jim Worden	4	3	0.8	7	0
Jack Jacobs	2	0	0.0	0	0
Albie Reisz	12	-2	-0.1	16	0
Rams	372	1,714	4.6	72t	19
Opponents	349	1,026	2.9	n/a	10

	No.	Yards	Avg.	Long	TD
Receiving					
Jim Benton	45	1,067	23.7	84t	8
Steve Pritko	19	255	13.4	35	4
Fred Gehrke	8	90	11.2	23	1
Tom Colella	7	64	9.1	20	2
Jim Gillette	6	48	8.0	15	0
Red Hickey	4	76	19.0	33	0
Ray Hamilton	4	50	12.5	14	0
Don Greenwood	3	72	24.0	42	0
Harvey Jones	2	36	18.0	44t	1
Albie Reisz	1	11	11.0	11	0
Pat West	1	-2	-2.0	-2	0
Rams	99	1,767	17.8	84t	16
Opponents	99	1,463	14.8	n/a	9

	No.	Yards	Avg.	Long	TD
Interceptions					
Bob Waterfield	6	92	15.3	29	0
Mike Scarry	4	32	8.0	18	0
Fred Gehrke	4	16	4.0	14	0
Jim Gillette	4	8	2.0	4	0
Harvey Jones	2	73	36.5	53	0
Albie Reisz	2	55	27.5	55	0
Riley Matheson	2	49	24.5	45	0
Ralph Ruthstrom	1	46	46.0	46	0
Roger Harding	1	16	16.0	16	0
Sonny Liles	1	6	6.0	6	0
Joe Winkler	1	5	5.0	5	0
Rams	28	398	14.2	55	0
Opponents	20	353	17.7	n/a	0

	No.	Yards	Avg.	Long	Blk.
Punting					
Bob Waterfield	39	1,601	40.7	68	1
Albie Reisz	7	241	34.4	51	0
Jack Jacobs	1	43	43.0	43	0
Rams	47	1,885	40.1	68	1
Opponents	52	1,893	36.4	n/a	n/a

	No.	Yards	Avg.	Long	TD
Punt Returns					
Fred Gehrke	8	120	15.0	49	0
Albie Reisz	8	78	9.7	15	0
Jim Gillette	7	53	7.5	20	0
Ralph Ruthstrom	3	47	15.7	23	0
Bob Waterfield	2	34	17.0	18	0
Tom Colella	1	10	10.0	10	0
Jack Jacobs	1	6	6.0	6	0
Riley Matheson	1	5	5.0	5	0
Rams	31	353	11.3	49	0
Opponents	28	333	11.9	n/a	0

	No.	Yards	Avg.	Long	TD
Kickoff Returns					
Fred Gehrke	9	173	19.2	30	0
Don Greenwood	5	106	21.2	30	0
Jim Gillette	4	66	16.5	20	0
Tom Colella	3	79	29.7	30	0
Jim Benton	3	16	5.3	10	0
George Koch	1	7	7.0	7	0
Bob Shaw	1	1	1.0	1	0
Rams	26	438	16.8	30	0
Opponents	45	923	20.5	n/a	0

Passing	Att.	Comp.	Yards	Pct.	Yards/Att.	TD	TD%	Int.	Int%	Long	Rating
Bob Waterfield	171	88	1,609	51.4	9.41	14	8.2	16	9.4	84t	72.5
Bill Reisz	21	8	146	38.0	6.95	1	4.8	3	14.3	44t	39.1
Jack Jacobs	5	3	12	60.0	2.40	0	0.0	0	0.0	11	64.6
Tom Colella	1	0	0	0.0	0.00	0	0.0	0	0.0	0	39.6
Joe Nemeth	1	0	0	0.0	0.00	0	0.0	0	0.0	0	39.6
Rams	199	99	1,767	49.7	8.88	16	8.0	20	10.1	84t	67.8
Opponents	253	99	1,463	39.1	5.78	9	3.6	28	11.1	n/a	31.1



1944 (4-6) 4th, Western Div. - Aldo (Buff) Donnelli



Date	W/L	Score	Opponent	Attend.
9/24	W	30-28	at Card.-Pitt. (Pitt.)	(20,698)
10/8	W	19-7	Chicago Bears	(15,750)
10/15	W	20-17	at Detroit	(21,115)
10/22	L	21-30	at Green Bay	(18,780)
10/29	L	21-28	at Chicago Bears	(23,644)
11/5	L	10-14	at Washington	(35,540)
11/12	L	7-42	Green Bay	(17,166)
11/19	W	33-6	at Card.-Pitt. (Chi.)	(2,910)
11/26	L	14-26	Detroit	(7,462)
12/10	L	13-26	at Philadelphia	(24,123)
Total Attendance				(305,051)

	Rams	OPP
First Downs	104	116
Rushing	51	69
Passing	43	41
Penalty	10	6
Total Yards	2,388	2,887
Avg./Game	238.8	288.7
Total Plays	630	641
Avg./Play	3.8	4.5
Net Yards Rushing	1,141	1,412
Avg./Game	114.1	141.2
Total Rushes	358	387
Gross Yards Passing	1,261	1,434
Avg./Game	126.1	143.4
Att-Comp-Int	208-85-26	206-87-27
Comp. %	40.9	42.3
Punts/Avg.	57-38.7	55-38.5
Penalties/Yards	64-441	77-627
Fumbles/ Ball Lost	28-15	27-10
Touchdowns	26	32
Rushing	13	16
Passing	13	16
Returns	0	0

Scoring	TD	Ru	Pa	Rt	PAT	FG	S	Pts.
Lou Zontini	4	3	1	0	14-16	3-6	0	47
Jim Benton	7	1	6	0	0-0	0-0	0	42
Tom Colella	3	2	1	0	0-0	1-1	0	21
Steve Pritko	3	0	3	0	0-0	0-0	0	18
Jim Gillette	2	2	0	0	0-0	0-0	0	12
Albie Reisz	2	2	0	0	0-0	0-0	0	12
Pat West	1	1	0	0	6-8	0-0	0	12
Ray Hamilton	1	0	1	0	0-0	0-0	0	6
Harvey Jones	1	1	0	0	0-0	0-0	0	6
Mike Kabealo	1	1	0	0	0-0	0-0	0	6
John Petchel	1	0	1	0	0-0	0-0	0	6
Rams	26	13	13	0	20-26	4-7	0	188
Opponents	32	16	16	0	27-32	1-3	0	224

Rushing	No.	Yards	Avg.	Long	TD
Pat West	66	220	3.3	31	0
Tom Colella	53	208	4.0	75	2
Mike Kabealo	47	152	3.2	11	1
Albie Reisz	69	134	1.9	46	2
Harvey Jones	38	133	3.5	36	1
Jim Gillette	26	131	5.0	58	2
Lou Zontini	33	105	3.1	16	3
Roy Huggins	12	41	3.5	15	0
John Petchel	5	11	2.2	6	0
Dave Bernard	1	6	6.0	6	0
Stan Skoczen	1	0	0.0	0	0
John Karrs	7	0	0.0	3	0
Rams	358	1,141	3.2	75	13
Opponents	387	1,412	3.6	n/a	16

Receiving	No.	Yards	Avg.	Long	TD
Dave Benton	39	505	12.9	36	6
Steve Pritko	18	296	16.4	53	3
Pat West	9	64	7.1	18	0
Harvey Jones	6	59	9.8	19	0
Ray Hamilton	3	113	37.6	70	1
Lou Zontini	3	88	29.3	53	1
Tom Colella	2	64	32.0	54	1
Mike Kabealo	2	20	10.0	12	0
John Petchel	1	43	43.0	43	1
Jake Fawcett	1	9	9.0	9	0
Roy Huggins	1	0	0.0	0	0
Rams	85	1,261	14.8	70	13
Opponents	87	1,434	16.5	n/a	16

Interceptions	No.	Yards	Avg.	Long	TD
Tom Colella	4	53	13.3	19	0
Albie Reisz	3	72	24.0	25	0
Harvey Jones	3	71	23.6	32	0
Jim Gillette	3	29	9.6	15	0
Riley Matheson	3	12	4.0	6	0
Lou Zontini	2	14	7.0	10	0
Mike Kabealo	2	9	4.5	9	0
Pat West	2	5	2.5	3	0
John Petchel	1	25	25.0	25	0
Bill Rieth	1	12	12.0	12	0
Mike Scarry	1	5	5.0	5	0
Steve Pritko	1	3	3.0	3	0
Tom Corbo	1	0	0.0	3	0
Rams	27	310	11.5	32	0
Opponents	26	289	11.1	n/a	0

Punting	No.	Yards	Avg.	Long	Blk.
Albie Reisz	24	960	40.0	66	0
Tom Colella	33	1,236	37.8	63	0
Rams	57	2,206	38.4	66	0
Opponents	55	1,969	35.8	n/a	n/a

Punt Returns	No.	Yards	Avg.	Long	TD
Mike Kabealo	7	64	9.1	16	0
Harvey Jones	6	66	11.0	18	0
Albie Reisz	5	68	13.6	21	0
Tom Colella	4	65	16.5	29	0
Lou Zontini	4	47	11.7	14	0
Jim Gillette	1	16	16.0	16	0
Pat West	1	0	0.0	0	0
Rams	28	326	11.6	29	0
Opponents	24	291	12.1	n/a	0

Kickoff Returns	No.	Yards	Avg.	Long	TD
Albie Reisz	12	285	23.7	44	0
Tom Colella	10	241	24.1	41	0
Mike Kabealo	4	126	31.5	51	0
Jim Gillette	4	115	28.8	38	0
Lou Zontini	3	66	22.0	34	0
Jim Benton	2	4	2.0	3	0
Jake Fawcett	2	2	1.0	2	0
Harvey Jones	1	33	33.0	33	0
Norm Olsen	1	19	19.0	19	0
John Petchel	1	17	17.0	17	0
Pat West	1	15	15.0	15	0
Unknown	2	41	21.0	n/a	0
Rams	43	965	22.4	51	0
Opponents	36	871	24.2	n/a	0

Passing	Att.	Comp.	Yards	Pct.	Yards/Att.	TD	TD%	Int.	Int%	Long	Rating
Albie Reisz	113	49	777	43.4	6.88	8	7.1	10	8.8	70	53.6
Tom Colella	76	27	336	35.5	4.42	4	5.3	10	13.2	25	28.1
John Karrs	10	4	49	40.0	4.90	0	0.0	4	40.0	23	16.3
Lou Zontini	2	2	18	100.0	9.00	0	0.0	0	0.0	0	104.2
Mike Kabealo	1	1	54	100.0	54.00	1	100.0	0	0.0	0	158.3
Dave Bernard	4	0	0	0.0	0.00	0	0.0	2	50.0	0	0.0
Rams	208	85	1,261	40.9	6.06	13	6.3	26	12.5	70	42.6
Opponents	206	87	1,434	42.3	6.96	16	7.8	27	13.1	n/a	52.6



1942 (5-6) 3rd, Western Div. - Earl (Dutch) Clark



Date	W/L	Score	Opponent	Attend.
9/13	L	0-7	Chicago Cards (Buffalo)	(18,698)
9/20	W	24-14	Philadelphia	(6,434)
9/27	W	14-0	at Detroit	(14,646)
10/4	L	7-21	Chicago Bears	(17,161)
10/11	L	14-33	at Washington	(6,329)
10/18	L	28-45	at Green Bay	(16,473)
10/25	W	7-3	Chicago Cardinals	(33,250)
11/1	W	17-0	at Brooklyn	(12,000)
11/8	L	12-30	Green Bay	(7,896)
11/15	W	27-7	Detroit	(4,029)
11/29	L	0-47	at Chicago Bears	(13,195)
Total Attendance				(150,111)

	Rams	OPP
First Downs	103	165
Rushing	36	92
Passing	60	60
Penalty	7	13
Total Yards	2,413	3,544
Avg./Game	219.4	322.2
Total Plays	646	790
Avg./Play	3.7	4.5
Net Yards Rushing	875	1,744
Avg./Game	79.5	158.5
Total Rushes	310	463
Gross Yards Passing	1,537	1,745
Avg./Game	139.7	158.6
Att-Comp-Int	249-109-27	262-125-23
Comp. %	42.1	47.7
Punts/Avg.	77-40.3	56-40.6
Penalties/Yards	45-315	46-387
Fumbles/Ball Lost	20-8	21-11
Touchdowns	20	28
Rushing	5	11
Passing	13	17
Returns	2	0

Scoring	TD	Ru	Pa	Rt	PAT	FG	S	Pts.
Dante Magnani	5	1	4	0	0-0	0-0	0	30
Chet Adams	0	0	0	0	14-15	3-6	0	23
Ben Hightower	3	0	3	0	0-0	0-0	0	18
Bill Lazetich	2	1	1	0	0-0	0-0	0	12
George Platukis	2	0	1	1	0-0	0-0	0	12
Gaylon Smith	2	2	0	0	0-0	0-0	0	12
Johnny Wilson	2	0	1	1	0-0	0-0	0	12
Jim Benton	1	0	1	0	0-0	0-0	0	6
Jack Boone	1	0	1	0	0-0	0-0	0	6
Parker Hall	1	1	0	0	0-0	0-0	0	6
Len Janiak	1	0	1	0	0-0	0-0	0	6
Boyd Clay	0	0	0	0	4-4	0-0	0	4
Joe Pasqua	0	0	0	0	1-1	0-0	0	1
Rams	20	5	13	2	19-20	3-6	1	150
Opponents	28	11	17	0	n/a	n/a	1	207

Passing	Att.	Comp.	Yards	Pct.	Yards/Att.	TD	TD%	Int.	Int%	Long	Rating
Parker Hall	140	62	815	44.3	5.82	7	5.0	19	13.6	59	40.3
Jack Jacobs	93	43	640	46.2	6.88	6	6.5	6	6.5	67	63.9
Gaylon Smith	12	2	19	16.7	1.58	0	0.0	1	4.9	19	4.9
Len Janiak	1	1	11	100.0	11.00	0	0.0	0	0.0	11	112.5
Corby Davis	2	1	22	50.0	11.00	0	0.0	1	50.0	22	50.0
Dante Magnani	1	0	0	0.0	0.00	0	0.0	0	0.0	0	39.6
Rams	249	109	1,537	42.1	6.17	13	5.2	27	10.8	67	42.1
Opponents	262	125	1,745	47.7	6.66	17	6.5	23	8.8	n/a	54.6

Rushing	No.	Yards	Avg.	Long	TD
Dante Magnani	59	344	5.8	71	1
Gaylon Smith	83	332	4.0	50	2
Len Janiak	34	108	3.2	20	0
Jack Jacobs	32	91	2.8	13	0
George Morris	22	65	2.9	28	0
Corby Davis	28	55	1.9	12	0
Bill Lazetich	3	19	6.3	18	1
Dutch Elston	1	15	15.0	15	0
Jack Boone	3	-1	-0.3	3	0
John Petchel	1	-2	-2.0	0	0
Parker Hall	41	-3	-0.7	17	1
Rams	310	875	2.8	71	6
Opponents	463	1,744	3.8	n/a	11

Receiving	No.	Yards	Avg.	Long	TD
Dante Magnani	24	276	11.5	67	4
Jim Benton	23	345	15.0	45	1
Ben Hightower	19	317	16.7	59	3
Johnny Wilson	6	113	18.8	45	1
Joe Gibson	6	79	13.2	19	0
Bill Lazetich	6	65	10.8	49	1
Len Janiak	6	51	8.6	19	1
George Platukas	5	64	12.5	22	1
Dutch Elston	4	58	14.5	18	0
Gaylon Smith	3	66	22.0	33	0
Jack Boone	2	58	29.0	43	1
Corby Davis	2	18	9.0	14	0
Warren Plunkett	2	16	8.0	18	0
John Petchel	1	16	16.0	16	0
Rams	109	1,537	14.1	67	13
Opponents	125	1,745	14.0	n/a	17

Interceptions	No.	Yards	Avg.	Long	TD
Jack Jacobs	4	22	5.5	22	0
Gaylon Smith	4	20	5.0	12	0
Parker Hall	3	60	20.0	25	0
Bill Conkright	2	10	5.0	9	0
George Morris	2	7	3.5	4	0
Hank Rockwell	1	58	58.0	58	0
Roy Stuart	1	25	25.0	25	0
Larry Brahm	1	15	15.0	15	0
Riley Matheson	1	13	13.0	13	0
George Platukas	1	12	12.0	12	0
Wilfred Thorpe	1	5	5.0	5	0
Jack Boone	1	4	4.0	4	0
Corby Davis	1	3	3.0	3	0
Rams	23	255	11.1	58	0
Opponents	27	310	11.5	n/a	0

Punting	No.	Yds.	Avg.	Long
Jack Jacobs	33	1,396	42.3	66
Parker Hall	36	1,397	38.8	67
Corby Davis	7	275	39.3	49
Bosh Pritchard	1	35	35.0	35
Rams	77	3,103	40.3	67
Opponents	56	2,274	40.6	n/a

Punt Returns	No.	Yards	Avg.	Long	TD
Parker Hall	12	148	12.3	32	0
Jack Jacobs	8	63	7.9	16	0
George Smith	6	62	10.3	21	0
Dante Magnani	2	27	13.5	25	0
Jack Boone	1	5	5.0	5	0
George Morris	1	2	2.0	2	0
Rams	30	307	10.2	32	0
Opponents	40	524	13.1	n/a	0

Kickoff Returns	No.	Yards	Avg.	Long	TD
Dante Magnani	11	250	22.7	37	0
Parker Hall	10	155	15.5	22	0
George Smith	6	109	18.1	25	0
Jack Jacobs	4	83	20.7	25	0
Dutch Elston	2	46	23.0	24	0
John Petchel	2	26	13.0	14	0
Bill Lazetich	1	27	27.0	27	0
Bosh Pritchard	1	24	24.0	24	0
George Morris	1	15	15.0	15	0
Warren Plunkett	1	4	4.0	4	0
Rams	39	739	18.9	37	0
Opponents	27	545	20.2	n/a	0



1941 (2-9) 5th, Western Div. - Earl (Dutch) Clark



Date	W/L	Score	Opponent	Attend.
9/7	W	17-14	Pittsburgh (Akron)	(23,720)
9/16	W	10-6	at Chicago Cardinals	(15,000)
9/21	L	7-24	at Green Bay	(20,000)
10/5	L	21-48	Chicago Bears	(23,850)
10/12	L	7-17	at Detroit	(26,841)
10/19	L	14-17	Green Bay	(13,086)
10/26	L	13-17	at Washington	(32,820)
11/2	L	0-14	Detroit	(10,554)
11/9	L	13-31	at Chicago Bears	(18,102)
11/16	L	14-49	at New York	(32,740)
11/23	L	0-7	Chicago Cardinals	(5,000)
Total Attendance				(221,713)

	Rams	OPP
First Downs	121	138
Rushing	68	82
Passing	44	44
Penalty	9	12
Total Yards	2,286	2,978
Avg./Game	207.8	270.7
Total Plays	711	710
Avg./Play	3.2	4.2
Net Yards Rushing	951	1,553
Avg./Game	86.5	141.2
Total Rushes	343	436
Gross Yards Passing	1,352	1,425
Avg./Game	122.9	129.5
Att-Comp-Int	285-123-35	206-90-15
Comp. %	43.2	43.7
Punts/Avg.	79-40.4	68-40.1
Penalties/Yards	29-265	49-419
Fumbles/ Ball Lost	25-8	n/a
Touchdowns	16	34
Rushing	5	15
Passing	10	14
Returns	1	5

Scoring	TD	Ru	Pa	Rt	PAT	FG	S	Pts.
Red Hickey	4	0	4	0	0-0	0-0	0	24
Johnny Drake	3	2	1	0	0-0	0-0	0	18
Chet Adams	0	0	0	0	13-14	1-2	0	16
Parker Hall	2	2	0	0	0-0	0-0	0	12
Dante Magnani	2	1	1	0	0-0	0-0	0	12
Paul McDonough	2	0	2	0	0-0	0-0	0	12
Elwyn Dunstan	1	0	0	1	0-0	0-0	0	6
Maury Patt	1	0	1	0	0-0	0-0	0	6
Johnny Wilson	1	0	1	0	0-0	0-0	0	6
Boyd Clay	0	0	0	0	1-1	1-2	0	4
Rams	16	5	10	2	14-16	2-4	0	116
Opponents	34	15	14	5	29-34	6-15	0	244

Rushing	No.	Yards	Avg.	Long	TD
Johnny Drake	101	246	2.4	15	2
Parker Hall	57	232	4.0	60	2
Dante Magnani	24	137	5.8	29	1
Marty Slovak	46	132	2.9	14	0
Corby Davis	31	110	3.5	18	0
George Morris	24	69	2.9	20	0
Gaylon Smith	11	22	2.0	12	0
Len Janiak	14	20	1.4	12	0
Maury Patt	5	16	3.2	11	0
Red Hickey	7	7	1.0	7	0
Tony Gallovich	1	1	1.0	1	0
Rudy Mucha	1	0	0.0	0	0
Owen Goodnight	21	-8	-0.3	7	0
Rams	343	951	2.8	60	5
Opponents	436	1,553	3.6	n/a	15

Receiving	No.	Yards	Avg.	Long	TD
Red Hickey	21	294	14.0	39	4
Maury Patt	17	163	9.6	25	1
Johnny Drake	16	211	13.2	48	1
Paul McDonough	14	198	14.1	26	2
Dante Magnani	14	189	13.5	61	1
Corby Davis	13	64	4.9	12	0
George Morris	9	17	1.9	6	0
Johnny Wilson	5	115	23.0	57	1
Charlie Seabright	5	44	8.8	14	0
Ray Prochaska	4	29	7.3	11	0
Len Janiak	2	5	2.5	3	0
Stan Andersen	2	20	10.0	12	0
Chuck Hanneman	1	11	11.0	11	0
Rudy Mucha	1	3	3.0	3	0
Rams	124	1,360	11.0	61	10
Opponents	90	1,425	15.8	n/a	14

Interceptions	No.	Yards	Avg.	Long	TD
Johnny Drake	2	66	33.0	54	0
Owen Goodnight	2	13	6.5	11	0
Dante Magnani	2	6	3.0	4	0
Parker Hall	2	0	0.0	0	0
Len Janiak	1	19	19.0	19	0
Gaylon Smith	1	16	16.0	16	0
Hank Rockwell	1	9	9.0	9	0
Jack Haman	1	6	6.0	6	0
Wilfred Thorpe	1	5	5.0	5	0
Riley Matheson	1	1	1.0	1	0
Bill Conkright	1	0	0.0	0	0
Rams	15	141	9.4	54	0
Opponents	35	409	11.7	n/a	3

Punting	No.	Yards	Avg.	Long
Parker Hall	49	1,965	40.1	67
Owen Goodnight	16	637	39.8	74
Rudy Mucha	11	488	44.4	52
Corby Davis	2	75	37.5	38
Gaylon Smith	1	23	23.0	23
Rams	79	3,192	40.4	74
Opponents	68	2,727	40.1	n/a

Punt Returns	No.	Yards	Avg.	Long	TD
Parker Hall	13	125	9.6	25	0
Dante Magnani	5	54	10.8	25	0
George Morris	5	33	6.6	10	0
Marty Slovak	4	30	7.5	18	0
Owen Goodnight	2	27	13.5	22	0
Elwyn Dunstan	1	35	35.0	35	1
Gaylon Smith	1	33	33.0	33	0
Corby Davis	1	6	6.0	6	0
Rams	32	343	10.7	35	1
Opponents	51	414	8.1	n/a	1

Kickoff Returns	No.	Yards	Avg.	Long	TD
Rams	41	820	20.2	n/a	0
Opponents	18	484	26.9	n/a	1

Passing	Att.	Comp.	Yards	Pct.	Yards/Att.	TD	TD%	Int.	Int%	Long	Rating
Parker Hall	190	84	863	44.2	4.54	7	3.7	19	10.0	39	30.5
Marty Slovak	54	27	287	50.0	5.32	2	3.7	9	16.7	48	38.7
Owen Goodnight	36	12	182	33.3	5.06	1	2.8	5	13.9	61	12.0
Johnny Drake	2	0	0	0.0	0.00	0	0.0	0	0.0	0	39.6
Gaylon Smith	2	0	0	0.0	0.00	0	0.0	1	50.0	0	0.0
Charlie Seabright	1	0	0	0.0	0.00	0	0.0	1	100.0	0	0.0
Rams	285	123	1,352	43.2	4.74	10	3.5	35	11.9	61	29.9
Opponents	206	90	1,425	43.7	6.92	14	6.8	15	7.3	n/a	59.6

LA 1940 (4-6-1) 4th, Western Div. - Earl (Dutch) Clark

Date	W/L	Score	Opponent	Attend.
9/22	W	21-13	Philadelphia	(15,941)
9/29	L	0-6	at Detroit	(15,347)
10/6	L	14-21	Chicago Bears	(18,998)
10/13	L	14-31	at Green Bay	(16,299)
10/20	W	26-14	Chicago Cardinals	(13,683)
10/27	L	7-17	at Chicago Cardinals	(10,313)
11/3	W	14-0	Detroit	(18,881)
11/10	W	13-0	at New York	(23,614)
11/17	L	14-29	at Brooklyn	(19,212)
11/24	L	25-47	at Chicago Bears	(20,717)
12/1	T	13-13	Green Bay	(16,249)
Total Attendance				(189,254)

	Rams	OPP
First Downs	113	n/a
Total Yards	2,724	3,102
Avg./Game	247.6	282.0
Total Plays	615	n/a
Avg./Play	4.4	n/a
Net Yards Rushing	1,142	n/a
Avg./Game	103.8	n/a
Total Rushes	368	n/a
Gross Yards Passing	1,582	n/a
Avg./Game	143.8	n/a
Att-Comp-Int	247-109-25	247-99-27
Comp. %	44.1	40.1
Punts/Avg.	77-42.0	n/a
Penalties/Yards	n/a-260	n/a
Fumbles/ Ball Lost	26-14	n/a
Touchdowns	25	n/a
Rushing	11	n/a
Passing	12	n/a
Returns	2	n/a

Scoring	TD	Ru	Pa	Rt	PAT	FG	S	Pts.
Johnny Drake	9	9	0	0	2-5	0-1	0	56
Vic Spadaccini	3	0	2	1	5-7	0-0	0	23
Jim Benton	3	0	3	0	0-0	0-0	0	18
Olie Cordill	2	0	2	0	0-0	0-0	0	12
Chet Adams	0	0	0	0	7-9	1-5	0	10
Parker Hall	1	1	0	0	0-0	0-0	0	6
Jack Haman	1	0	0	1	0-0	0-0	0	6
Dante Magnani	1	0	1	0	0-0	0-0	0	6
Paul McDonough	1	0	1	0	0-0	0-0	0	6
Maury Patt	1	0	1	0	0-0	0-0	0	6
Hank Rockwell	1	0	1	0	0-0	0-0	0	6
Marty Slovák	1	1	0	0	0-0	0-0	0	6
Johnny Wilson	1	0	1	0	0-0	0-0	0	6
Pete Gudauskas	0	0	0	0	1-2	0-0	0	1
Ken Heineman	0	0	0	0	1-2	0-0	0	1
Boyd Clay	0	0	0	0	0-0	0-1	0	0
Len Janiak	0	0	0	0	0-1	0-0	0	0
Team	0	0	0	0	0-0	0-0	1	2
Rams	25	11	12	2	16-25	1-7	1	169
Opponents	n/a	n/a	n/a	n/a	n/a	n/a	n/a	191

Passing	Att.	Comp.	Yards	Pct.	Yards/Att.	TD	TD%	Int.	Int%	Rating
Parker Hall	183	77	1,108	42.1	6.05	7	3.83	16	8.7	38.7
Marty Slovák	28	17	234	60.7	8.36	0	0.00	4	14.3	47.9
Gaylon Smith	18	10	150	55.5	8.33	2	11.11	2	11.1	80.6
Ken Heineman	8	3	74	37.5	9.25	1	12.50	1	12.5	71.9
Johnny Drake	4	2	16	50.0	4.00	2	50.00	0	0.0	100.0
Fred Gehrke	1	0	0	0.0	0.00	0	0	0	0.0	39.6
Vic Spadaccini	1	0	0	0.0	0.00	0	0	0	0.0	39.6
Jim Gillette	4	0	0	0.0	0.00	0	0	2	50.0	39.6
Rams	247	109	1,582	44.1	6.40	12	4.90	25	10.9	42.2
Opponents	247	99	n/a	40.1	n/a	n/a	n/a	25	10.9	n/a

	No.	Yards	Avg.	Long	TD
Rushing					
Johnny Drake	134	480	3.6	n/a	9
Parker Hall	94	365	3.7	n/a	1
Marty Slovák	53	129	2.4	n/a	1
Olie Cordill	24	73	3.0	n/a	0
Len Janiak	19	44	2.3	n/a	0
Dante Magnani	7	19	2.7	n/a	0
Gaylon Smith	19	18	0.9	n/a	0
Paul McDonough	2	5	2.5	n/a	0
Hank Rockwell	1	5	5.0	5	0
Elwyn Dunstan	1	4	4.0	4	0
Mike Rodack	1	4	4.0	4	0
Jim Gillette	1	1	1.0	1	0
Jim Benton	1	0	0.0	0	0
Maury Patt	1	0	0.0	0	0
Ken Heineman	6	-5	-0.8	n/a	0
Rams	368	1142	3.1	n/a	11

	No.	Yards	Avg.	Long	TD
Receiving					
Jim Benton	22	351	16.0	n/a	3
Vic Spadaccini	22	276	12.5	n/a	2
Olie Cordill	14	158	11.3	n/a	2
Paul McDonough	12	315	26.3	n/a	1
Dante Magnani	11	119	10.8	n/a	1
Johnny Drake	8	81	10.1	n/a	0
Johnny Wilson	7	93	13.3	n/a	1
Gaylon Smith	3	65	21.7	n/a	0
Maury Patt	2	52	26.0	n/a	1
Early Crowder	2	33	16.5	n/a	0
Chet Adams	2	28	14.0	n/a	0
Jack Haman	1	5	5.0	5	0
Hank Rockwell	1	5	5.0	5	1
Len Janiak	1	3	3.0	3	0
Fred Gehrke	1	-2	-2.0	-2	0
Rams	109	1582	14.5	n/a	11
Opponents	99	n/a	n/a	n/a	n/a

	No.	Yards	Avg.	Long
Punting				
Parker Hall	57	2,451	43.0	75
Gaylon Smith	11	391	35.5	62
Olie Cordill	5	225	45.0	47
Ken Heineman	2	63	31.5	34
Dante Magnani	1	33	33.0	33
Len Janiak	1	30	30.0	30
Rams	77	3,193	41.5	75

	No.	Yards	Avg.	Long	TD
Interceptions					
Jack Haman	5	80	16.0	n/a	1
Vic Spadaccini	3	83	27.7	n/a	1
Dante Magnani	3	59	19.7	n/a	0
Gaylon Smith	3	48	16.0	n/a	0
Hank Rockwell	3	7	2.3	n/a	0
Marty Slovák	2	20	10.0	n/a	0
Jim Gillette	2	0	0.0	n/a	0
Parker Hall	2	0	0.0	n/a	0
Ken Heineman	1	5	5.0	5	0
Olie Cordill	1	2	2.0	2	0
Johnny Drake	1	2	2.0	2	0
Bill Conkright	1	0	0.0	0	0
Rams	27	306	11.3	n/a	2
Opponents	25	n/a	n/a	n/a	n/a



1939 (5-5-1) 4th, Western Div. - Earl (Dutch) Clark



Date	W/L	Score	Opponent	Attend.
9/15	L	21-30	at Chicago Bears	(10,000)
9/20	L	12-23	at Brooklyn	(12,423)
10/1	W	27-24	at Green Bay	(9,888)
10/8	L	21-35	Chicago Bears	(18,209)
10/15	L	7-15	at Detroit	(30,096)
10/22	W	24-0	at Chicago Cardinals	(10,000)
10/29	T	14-14	Pittsburgh	(11,579)
11/5	W	14-0	Chicago Cardinals	(8,378)
11/19	W	14-3	Detroit	(28,142)
11/26	L	6-7	Green Bay	(30,690)
12/3	W	35-13	Philadelphia (Colo. Spr.)	(9,109)
Total Attendance				(178,514)

	Rams	OPP
First Downs	131	n/a
Total Yards	2,683	2,785
Avg./Game	243.9	253.1
Total Plays	642	n/a
Avg./Play	4.2	n/a
Net Yards Rushing	1,260	n/a
Avg./Game	114.5	n/a
Total Rushes	389	n/a
Gross Yards Passing	1,415	n/a
Avg./Game	128.6	n/a
Att-Comp-Int	253-127-21	199-78-23
Comp. %	50.2	39.2
Punts/Avg.	n/a-40.0	n/a
Penalties/Yards	n/a-220	n/a
Fumbles/ Ball Lost	28-n/a	n/a
Touchdowns	28	n/a
Rushing	15	n/a
Passing	12	n/a
Returns	1	n/a

Scoring	TD	Ru	Pa	Rt	PAT	FG	S	Pts.
Johnny Drake	9	9	0	0	0-0	0-0	0	54
Jim Benton	8	0	7	1	0-0	0-0	0	48
Vic Spadanacci	1	0	1	0	12-16	0-0	0	18
Corb Davis	1	1	0	0	4-4	1-2	0	13
Parker Hall	2	2	0	0	0-0	0-0	0	12
Gaylon Smith	2	2	0	0	0-0	0-0	0	12
Jerry Dowd	1	0	0	1	0-0	0-0	0	6
Bill Lazetich	1	0	1	0	0-0	0-0	0	6
Paul McDonough	1	0	1	0	0-0	0-0	0	6
Doug Russell	1	0	1	0	0-0	0-0	0	6
Johnny Wilson	1	0	1	0	0-0	0-0	0	6
Chet Adams	0	0	0	0	5-5	0-0	0	5
Lew Bostick	0	0	0	0	2-2	0-0	0	2
Kelly Moan	0	0	0	0	1-1	0-0	0	1
Rams	28	15	12	1	24-28	1-2	0	195
Opponents	n/a	n/a	n/a	n/a	n/a	n/a	0	164

Passing	Att.	Comp.	Yards	Pct.	Yards/Att.	TD	TD%	Int.	Int%	Rating
Parker Hall	208	106	1,227	51.0	5.90	9	4.3	13	6.3	57.5
Marty Slovak	27	13	97	48.1	3.59	2	7.4	5	18.5	42.3
Kelly Moan	9	3	77	33.3	8.56	1	11.1	2	22.2	63.0
Gaylon Smith	5	4	3	80.0	0.60	0	0.0	0	0.0	79.2
Branko Smilanich	2	1	11	50.0	5.50	0	0.0	0	0.0	66.7
Doug Russell	1	0	0	0.0	0.00	0	0.0	0	0.0	39.6
Mike Rodak	1	0	0	0.0	0.00	0	0.0	1	100.0	0.0
Rams	253	127	1,415	50.2	5.59	12	4.7	21	8.3	48.4
Opponents	199	78	n/a	39.2	n/a	n/a	n/a	n/a	n/a	n/a

Rushing	No.	Yards	Avg.	Long	TD
Parker Hall	120	458	3.8	n/a	2
Johnny Drake	118	453	3.8	n/a	9
Marty Slovak	42	135	3.2	n/a	0
Gaylon Smith	58	98	1.7	n/a	2
Bill McRaven	7	29	4.1	n/a	0
Bill Lazetich	6	23	3.8	n/a	0
Doug Russell	9	21	2.3	n/a	0
Maury Patt	6	20	3.3	n/a	0
Jim Benton	7	19	2.7	n/a	0
Corby Davis	13	15	1.2	n/a	1
Joel Hitt	1	3	3.0	3	0
Mike Rodak	1	-1	-1.0	-1	0
Branko Smilanich	1	-3	-3.0	-3	0
Kelly Moan	2	-15	-7.5	n/a	0
Rams	389	1,234	3.2	n/a	15

Receiving	No.	Yards	Avg.	Long	TD
Vic Spadaccini	32	292	9.1	n/a	1
Jim Benton	27	388	14.4	n/a	7
Maury Patt	15	165	11.0	n/a	0
Johnny Wilson	8	108	13.5	n/a	1
Paul McDonough	8	73	9.1	n/a	1
Bill Lazetich	8	44	5.5	n/a	1
Doug Russell	5	67	13.4	n/a	1
Johnny Drake	5	53	10.6	n/a	0
Mike Rodak	4	54	13.5	n/a	0
Joel Hitt	4	51	12.8	n/a	0
Gaylon Smith	3	57	19.0	n/a	0
Corby Davis	3	49	16.3	n/a	0
Lou Barle	2	16	8.0	n/a	0
Bill McRaven	2	14	7.0	n/a	0
Parker Hall	1	-16	-16.0	-16	0
Rams	127	1,415	11.1	n/a	12
Opponents	78	n/a	n/a	n/a	n/a

Punting	No.	Yards	Avg.	Long
Parker Hall	58	2378	41.0	80
Corby Davis	10	390	39.0	58
Doug Russell	8	329	41.1	56
Lew Bostick	1	55	55.0	55
Kelly Moan	1	30	30.0	30
Marty Slovak	1	15	15.0	15
Rams	79	3,197	40.5	80



1937 (1-10) 5th, Western Div. - Hugo Bezdek



Date	W/L	Score	Opponent	Attend.
9/10	L	0-28	Detroit	(15,500)
9/17	W	21-3	at Philadelphia	(3,107)
9/26	L	7-9	at Brooklyn	(12,000)
10/3	L	0-6	Chicago Cardinals	(10,000)
10/10	L	2-20	Chicago Bears	(5,000)
10/17	L	10-35	Green Bay	(12,000)
10/24	L	7-35	at Green Bay	(8,600)
10/31	L	7-13	at Chicago Cardinals	(9,923)
11/7	L	7-27	at Detroit	(24,800)
11/21	L	7-16	Washington	(5,000)
11/28	L	7-15	at Chicago Bears	(4,188)
Total Attendance				(110,118)

	Rams	OPP
First Downs	88	n/a
Total Yards	1,794	2,702
Avg./Game	163.1	245.6
Total Plays	569	n/a
Avg./Play	3.2	n/a
Net Yards Rushing	930	n/a
Avg./Game	84.5	n/a
Total Rushes	401	n/a
Net Yards Passing	839	n/a
Avg./Game	76.3	n/a
Att-Comp-Int	168-59-21	155-67-15
Comp. %	35.1	43.2
Punts/Avg.	n/a-36.0	n/a
Penalties/Yards	n/a-228	n/a
Fumbles/ Ball Lost	28-n/a	n/a
Touchdowns	10	n/a
Rushing	6	n/a
Passing	3	n/a
Return	1	n/a

Scoring	TD	Ru	Pa	Rt	PAT	FG	S	Pts.
Johnny Drake	5	3	2	0	0-0	0-0	0	30
Snyder	1	1	0	0	7-7	1-n/a	0	16
Mattos	1	1	0	0	2-2	0-0	0	8
Goddard	1	1	0	0	1-1	0-0	0	7
Keeble	1	0	1	0	0-0	0-0	0	6
Miller	1	0	0	1	0-0	0-0	0	6
Team	0	0	0	0	0-0	0-0	1	2
Rams	10	6	3	1	10-10	1-n/a	0	75
Opponents	n/a	n/a	n/a	0	n/a	n/a	0	207

Passing	Att.	Comp.	Yards	Pct.	Yards/Att.	TD	TD%	Int.	Int%	Long	Rating
Bob Snyder	66	25	378	37.9	5.73	2	3.0	6	9.1	n/a	29.7
Ed Goddard	18	9	134	50.0	7.44	0	0.0	3	16.7	n/a	35.2
Stan Pincura	27	9	92	33.3	3.41	0	0.0	3	11.1	n/a	4.5
Harry Mattos	22	5	94	22.7	4.27	1	4.5	4	18.2	n/a	20.5
Carl Brumbaugh	2	1	20	50.0	10.0	0	0.0	0	0.0	20	85.4
Julie Alfonse	10	4	48	40.0	4.80	0	0.0	0	0.0	n/a	55.4
Joe Keeble	9	2	25	22.2	2.78	0	0.0	3	33.3	n/a	0.0
Bud Cooper	5	2	21	40.0	4.20	0	0.0	1	20.0	n/a	13.3
Mark Barber	3	1	7	33.3	2.33	0	0.0	0	0.0	7	42.4
Bill O'Neill	2	1	20	50.0	10.00	0	0.0	1	50.0	20	45.8
Johnny Drake	1	0	0	0.0	0.00	0	0.0	0	0.0	0	39.6
Wayne Gift	3	0	0	0.0	0.00	0	0.0	0	0.0	0	39.6
Rams	129	51	726	39.5	5.63	3	2.3	21	16.3	n/a	26.6
Opponents	155	67	n/a	43.2	n/a	n/a	n/a	n/a	n/a	n/a	n/a

Rushing	No.	Yards	Avg.	Long	TD
Johnny Drake	98	333	3.4	n/a	3
Bob Snyder	82	232	2.8	n/a	1
Ed Goddard	38	97	2.6	n/a	1
Julie Alfonse	33	60	1.8	n/a	0
Bud Cooper	19	45	2.4	n/a	0
Joe Keeble	12	40	3.3	n/a	0
Mark Barber	14	35	2.5	n/a	0
John Bettridge	21	35	1.7	n/a	0
Ray Johnson	7	28	4.0	n/a	0
Harry Mattos	26	16	0.6	n/a	1
Bill O'Neill	4	12	3.0	n/a	0
Wayne Gift	3	7	2.3	n/a	0
Mike Sebastian	6	4	0.7	n/a	0
Carl Brumbaugh	2	1	0.5	n/a	0
Stan Pincura	5	-22	-4.4	n/a	0
Rams	401	930	2.3	n/a	6

Receiving	No.	Yards	Avg.	Long	TD
Sam Busich	13	136	10.5	n/a	0
Stan Pincura	12	139	11.6	n/a	0
Johnny Drake	10	172	17.2	n/a	2
Julie Alfonse	5	113	22.6	n/a	0
Paul Halleck	3	57	19.0	n/a	0
Phil Bucklew	3	51	17.0	n/a	0
Ed Goddard	3	43	14.3	n/a	0
Wayne Gift	3	20	6.7	n/a	0
Bob Snyder	3	20	6.7	n/a	0
Joe Keeble	1	42	42.0	42	1
John Bettridge	1	17	17.0	17	0
Walt Uzdavinis	1	15	15.0	15	0
Bud Cooper	1	14	14.0	14	0
Rams	59	839	16.8	n/a	3
Opponents	67	n/a	n/a	n/a	n/a



Super Bowl LIII



Mercedes-Benz Stadium, Atlanta, GA • Sunday, February 3, 2019



3



13

Score By Periods	Q1	Q2	Q3	Q4	OT	T
Patriots	0	3	0	10	-	13
Rams	0	0	3	0	-	3

	Patriots	Rams
First Downs	22	14
Rushing	6	2
Passing	12	11
Penalty	4	1
Third Down Efficiency	3-12-25%	3-13-23%
Fourth Down Efficiency	0-1-0%	0-0-0%
Total Net Yards	407	260
Total Offensive Plays	68	60
Avg. Gain Per Play	6.0	4.3
Rushes-Net Yards	32-154	18-62
Avg. Gain Per Rush	4.8	3.4
Net Passing Yards	253	198
Att-Comp-Int	35-21-1	38-19-1
Avg. Gain Per Pass	7.0	4.7
Punts-Avg	5-43.0	9-46.3
Penalties-Yards	3-20	9-65
Fumbles-Lost	1-0	1-0
Time of Possession	33:10	26:50

Rams Starters

WR 83	Josh Reynolds	DE 90	Michael Brockers
TE 89	Tyler Higbee	NT 93	Ndamukong Suh
LT 77	Andrew Whitworth	DT 99	Aaron Donald
LG 76	Rodger Saffold III	WILL 56	Dante Fowler Jr.
C 65	John Sullivan	OLB 50	Samson Ebukam
RG 66	Austin Blythe	ILB 58	Cory Littleton
RT 79	Rob Havenstein	ILB 26	Mark Barron
WR 17	Robert Woods	SS 43	John Johnson III
WR 12	Brandin Cooks	FS 20	Lamarcus Joyner
QB 16	Jared Goff	CB 21	Aqib Talib
HB 30	Todd Gurley II	CB 22	Marcus Peters

Rams Substitutions

K 4 Greg Zuerlein, P 6 Johnny Hekker, WR 11 KhaDarel Hodge, WR 19 JoJo Natson, CB 23 Nickell Robey-Coleman, DB 24 Blake Countess, CB 32 Troy Hill, RB 35 C.J. Anderson, CB 37 Sam Shields, S 41 Marqui Christian, RB 42 John Kelly, LS 44 Jake McQuaide, LB 52 Ramik Wilson, DL 53 Justin Lawler, LB 54 Bryce Hager, C 55 Brian Allen, LB 59 Micah Kiser, T 70 Joseph Noteboom, TE 81 Gerald Everett, TE 82 Johnny Mundt, DL 94 John Franklin-Myers, DL 95 Ethan Westbrook, OLB 96 Matt Longacre

Did Not Play - QB 14 Sean Mannion

Inactive - DB 31 Darius Williams, RB 33 Justin Davis, OLB 45 Obo Okoronkwo, OLB 49 Trevon Young, OL 64 Jamil Demby, DT 69 Sebastian Joseph-Day, DT 92 Tanzel Smart

		Passing							
Rams Att.	Cmp.	Yards	SK/YD	TD	Long	Int.	Rating		
J. Goff 38	19	229	4/31	0	24	1	57.9		
Patriots Att.	Cmp.	Yards	SK/YD	TD	Long	Int.	Rating		
T. Brady 35	21	262	1/9	0	29	1	71.4		

Rams	No.	Yards	Avg.	Long	TD
Todd Gurley II	10	35	3.5	16	0
C.J. Anderson	7	22	3.1	5	0
Patriots	No.	Yards	Avg.	Long	TD
Sony Michel	18	94	5.2	26	1
Rex Burkhead	7	43	6.1	26	0
Julian Edelman	1	8	8.0	8	0
Cordarrelle Patterson	2	7	3.5	6	0

Rams	Rec.	Yards	Avg.	Long	TD
Brandin Cooks	8	120	15.0	24	0
Robert Woods	5	70	14.0	18	0
Josh Reynolds	3	28	9.3	11	0
C.J. Anderson	2	12	6.0	9	0
Patriots	Rec.	Yards	Avg.	Long	TD
Julian Edelman	10	141	14.1	27	0
Rob Gronkowski	6	87	14.5	29	0
Rex Burkhead	2	15	7.5	8	0
Cordarrelle Patterson	2	14	7.0	9	0
James White	1	5	5.0	5	0

Rams	No.	Yards	Avg.	Long	TD
Cory Littleton	1	0	0.0	0	0
Patriots	No.	Yards	Avg.	Long	TD
Stephon Gilmore	1	0	0.0	0	0

Rams	No.	Yards	Avg.	Net	TB	In20	Long
Johnny Hekker	9	417	46.3	46.1	0	5	65
Patriots	No.	Yards	Avg.	Net	TB	In20	Long
Ryan Allen	5	215	43.0	40.6	0	3	53

Rams	No.	Yards	Avg.	FC	Long	TD
JoJo Natson	2	12	6.0	0	13	0
[DOWNED]	2	0	0.0	0	0	0
[OUT OF BOUNDS]	1	0	0.0	0	0	0
Patriots	No.	Yards	Avg.	FC	Long	TD
Julian Edelman	2	2	1.0	1	7	0
[DOWNED]	4	0	0.0	0	0	0
[OUT OF BOUNDS]	2	0	0.0	0	0	0

Rams	No.	Yards	Avg.	FC	Long	TD
JoJo Natson	1	27	27.0	0	27	0
[TOUCHBACK]	3	0	0.0	0	0	0
Patriots	No.	Yards	Avg.	FC	Long	TD
Cordarrelle Patterson	1	38	38.0	0	38	0
[TOUCHBACK]	1	0	0.0	0	0	0

GAME NOTES

- Head Coach Sean McVay became the youngest head coach to ever lead his team to the Super Bowl.
- It marked the Rams organization's fourth Super Bowl appearance in franchise history.
- DL John Franklin-Myers became the first player to sack Patriots QB Tom Brady in the 2018 postseason.
- P Johnny Hekker's eighth punt traveled a Super Bowl record 65 yards.



NFC Championship Game

Mercedes-Benz Superdome, New Orleans, LA • Sunday, January 20, 2019



23



26

Score By Periods	Q1	Q2	Q3	Q4	OT	T
Rams	0	10	7	6	3	26
Saints	13	0	7	3	0	23

	Rams	Saints
First Downs	19	19
Rushing	5	5
Passing	14	12
Penalty	0	2
Third Down Efficiency	6-16-38%	6-14-43%
Fourth Down Efficiency	1-1-100%	0-0-0%
Total Net Yards	378	290
Total Offensive Plays	68	64
Avg. Gain Per Play	5.6	4.5
Rushes-Net Yards	26-77	21-48
Avg. Gain Per Rush	3.0	2.3
Net Passing Yards	301	242
Att-Comp-Int	41-26-1	41-26-1
Avg. Gain Per Pass	7.2	5.6
Punts-Avg	4-45.8	4-42.8
Penalties-Yards	7-64	3-20
Fumbles-Lost	1-0	2-0
Time of Possession	32:36	30:41

Rams Starters

TE 89	Tyler Higbee	DE 90	Micahel Brockers
TE 81	Gerald Everett	NT 93	Ndamukong Suh
LT 77	Andrew Whitworth	DT 99	Aaron Donald
LG 76	Rodger Saffold III	WILL 56	Dante Fowler Jr.
C 65	John Sullivan	CB 23	Nickell Robey-Coleman
RG 66	Austin Blythe	ILB 58	Cory Littleton
RT 79	Rob Havenstein	ILB 26	Mark Barron
WR 12	Brandin Cooks	LCB 22	Marcus Peters
WR 17	Robert Woods	RCB 21	Aqib Talib
QB 16	Jared Goff	SS 43	John Johnson III
HB 30	Todd Gurley II	FS 20	Lamarcus Joyner

Rams Substitutions

K 4 Greg Zuerlein, P 6 Johnny Hekker, WR 11 KhaDarel Hodge, WR 19 JoJo Natson, DB 24 Blake Countess, CB 32 Troy Hill, RB 35 C.J. Anderson, CB 37 Sam Shields, S 41 Marqui Christian, RB 42 John Kelly, LS 44 Jake McQuaide, OLB 50 Samson Ebukam, LB 52 Ramik Wilson, DL 53 Justin Lawler, LB 54 Bryce Hager, C 55 Brian Allen, LB 59 Micah Kiser, T 70 Josph Noteboom, TE 82 Johnny Mundt, WR 83 Josh Reynolds, DL 94 John Franklin-Myers, DL 95 Ethan Westbrook, OLB 96 Matt Longacre

Did Not Play - QB 14 Sean Mannion

Inactive - DB 31 Darius Williams, RB 33 Justin Davis, OLB 45 Obo Okoronkwo, OLB 49 Trevon Young, OL 64 Jamil Demby, DT 69 Sebastian Joseph-Day, DT 92 Tanzel Smart

Passing

	Att.	Cmp.	Yards	SK/YD	TD	Long	Int.	Rating
Rams								
J. Goff	40	25	297	1/8	1	39	1	83.0
Saints								
D. Brees	40	26	249	2/7	2	43	1	88.4

	No.	Yards	Avg.	Long	TD
Rams					
C.J. Anderson	16	44	2.8	8	0
Todd Gurley II	4	10	2.5	6t	1
Saints					
Mark Ingram	9	31	3.4	16	0
Alvin Kamara	8	15	1.9	6	0

	Rec.	Yards	Avg.	Long	TD
Rams					
Brandin Cooks	7	107	15.3	36	0
Robert Woods	6	33	5.5	16	0
Josh Reynolds	4	74	18.5	33	0
Tyler Higbee	4	25	6.3	12	1
Gerald Everett	2	50	25.0	39	0
Saints					
Alvin Kamara	11	96	8.7	21	0
Michael Thomas	4	36	9.0	19	0
Ted Ginn	3	58	19.3	43	0
Garrett Griffin	2	12	6.0	7	1
Mark Ingram	2	6	3.0	3	0
Josh Hill	1	24	24.0	24	0

	No.	Yards	Avg.	Long	TD
Rams					
John Johnson III	1	0	0.0	0	0
Saints					
Demario Davis	1	1	1.0	1	0

	No.	Yards	Avg.	Net	TB	In20	Long
Rams							
Johnny Hekker	4	183	45.8	45.8	0	1	50
Saints							
Thomas Morstead	4	171	42.8	42.8	0	2	48

	No.	Yards	Avg.	FC	Long	TD
Rams						
JoJo Natson	1	0	0.0	2	0	0
[OUT OF BOUNDS]	1	0	0.0	0	0	0
Saints						
Tommylee Lewis	0	0	0.0	2	0	0
[DOWNED]	1	0	0.0	0	0	0
[OUT OF BOUNDS]	1	0	0.0	0	0	0

	No.	Yards	Avg.	FC	Long	TD
Rams						
JoJo Natson	1	17	17.0	0	17	0
[TOUCHBACK]	5	0	0.0	0	0	0
Saints						
Alvin Kamara	4	119	29.8	0	34	0
[TOUCHBACK]	3	0	0.0	0	0	0

GAME NOTES

- The Los Angeles Rams defeated the New Orleans Saints in the NFC championship game, 26-23, in overtime to advance to Super Bowl LIII in Atlanta.
- K Greg Zuerlein kicked a 57-yard field goal in overtime to lift the Rams to a 26-23 victory. It was the longest winning field goal in NFL playoff history.
- Zuerlein kicked a 48-yard field goal with 15 seconds left in the fourth quarter to tie the game at 23-23.
- QB Jared Goff completed 25-of-40 passes for 297 yards.



NFC Divisional Round Game

Memorial Coliseum, Los Angeles, Calif. • Saturday, January 12, 2019



30



22

Score By Periods	Q1	Q2	Q3	Q4	OT	T
Rams	3	17	3	7	-	30
Cowboys	7	0	8	7	-	22

	Cowboys	Rams
First Downs	19	30
Rushing	6	17
Passing	11	11
Penalty	2	2
Third Down Efficiency	1-10-10%	5-11-45%
Fourth Down Efficiency	3-4-75%	2-2-100%
Total Net Yards	308	459
Total Offensive Plays	55	76
Avg. Gain Per Play	5.6	6.0
Rushes-Net Yards	22-50	48-273
Avg. Gain Per Rush	2.3	5.7
Net Passing Yards	258	186
Att-Comp-Int	32-20-0	28-15-0
Avg. Gain Per Pass	7.8	6.6
Punts-Avg	4-41.3	1-29.0
Penalties-Yards	4-26	4-41
Fumbles-Lost	1-0	1-0
Time of Possession	23:47	36:13

Rams Starters

WR 83	Josh Reynolds	DE 90	Michael Brockers
TE 89	Tyler Higbee	NT 93	Ndamukong Suh
LT 77	Austin Whitworth	DT 99	Aaron Donald
LG 76	Rodger Saffold III	WILL 56	Dante Fowler Jr.
C 65	John Sullivan	OLB 50	Samson Ebukam
RG 66	Austin Blythe	ILB 58	Cory Littleton
RT 79	Rob Havenstein	ILB 26	Mark Barron
WR 12	Brandin Cooks	LCB 22	Marcus Peters
WR 17	Robert Woods	RCB 21	Aqib Talib
QB 16	Jared Goff	SS 43	John Johnson III
HB 30	Todd Gurley II	FS 20	Lamarcus Joyner

Rams Substitutions

K 4 Greg Zuerlein, P 6 Johnny Hekker, WR 11 KhaDarel Hodge, WR 19 JoJo Natson, CB 23 Nickell Robey-Coleman, DB 24 Blake Countess, CB 32 Troy Hill, RB 35 C.J. Anderson, CB 37 Sam Shields, S 41 Marqui Christian, RB 42 John Kelly, LS 44 Jake McQuaide, LB 52 Ramik Wilson, DL 53 Justin Lawler, LB 54 Bryce Hager, C 55 Brian Allen, LB 59 Micah Kiser, T 70 Josph Noteboom, TE 81 Gerald Everett, TE 82 Johnny Mundt, DL 94 John Franklin-Myers, DL 95 Ethan Westbrooks, OLB 96 Matt Longacre

Did Not Play - QB 14 Sean Mannion

Inactive - DB 31 Darius Williams, RB 33 Justin Davis, OLB 45 Obo Okoronkwo, OLB 49 Trevon Young, OL 64 Jamil Demby, DT 69 Sebastian Joseph-Day, DT 92 Tanzel Smart

	Att.	Cmp.	Yards	SK/YD	TD	Long	Int.	Rating
Rams								
J.Goff	28	15	186	0/0	0	21	0	74.4
Cowboys								
Prescott	32	20	266	1/8	1	44	0	99.2

Rams	No.	Yards	Avg.	Long	TD
C.J. Anderson	23	123	5.3	15	2
Todd Gurley II	16	115	7.2	35t	1
Cowboys	No.	Yards	Avg.	Long	TD
Ezekiel Elliott	20	47	2.4	15	1
Dak Prescott	2	3	1.5	2	1

Rams	Rec.	Yards	Avg.	Long	TD
Robert Woods	6	69	11.5	18	0
Brandin Cooks	4	65	16.3	21	0
Tyler Higbee	2	30	15.0	19	0
Todd Gurley II	2	3	1.5	7	0
Cowboys	Rec.	Yards	Avg.	Long	TD
Michael Gallup	6	119	19.8	44	0
Amari Cooper	6	65	10.8	29t	1
Ezekiel Elliott	2	19	9.5	12	0
Blake Jarwin	2	17	8.5	13	0

Rams	No.	Yards	Avg.	Long	TD
None					
Cowboys	No.	Yards	Avg.	Long	TD
None					

Rams	No.	Yards	Avg.	Net	TB	In20	Long
Johnny Hekker	1	29	29.0	29.0	0	0	29
Cowboys	No.	Yards	Avg.	Net	TB	In20	Long
Chris Jones	4	165	41.3	34.0	0	0	46

Rams	No.	Yards	Avg.	FC	Long	TD
JoJo Natson	2	12	6.0	0	12	0
Sam Shields	1	17	17.0	0	17	0
Cowboys	No.	Yards	Avg.	FC	Long	TD
[OUT OF BOUNDS]	1	0	0.0	0	0	0

Rams	No.	Yards	Avg.	FC	Long	TD
[TOUCHBACK]	4	0	0.0	0	0	0
Cowboys	No.	Yards	Avg.	FC	Long	TD
Jourdan Lewis	3	60	20.0	0	28	0
[TOUCHBACK]	4	0	0.0	0	0	0

GAME NOTES

- RB Todd Gurley II registered his first postseason touchdown on a 35-yard rush. Gurley rushed 16 times for 115 yards.
- Gurley recorded his second 100-yard postseason performance. Marks the fourth time a Rams running back has notched two 100-plus yard games in the postseason.
- Gurley's total of 115 rushing yards is the eighth-highest postseason game rushing yards total in franchise history.
- RB C.J. Anderson led the team in rushing with 23 attempts on 123 yards and two touchdowns.
- Anderson's total of 123 rushing yards is the seventh-highest postseason game rushing yards total in franchise history.
- Anderson is the fifth player in franchise history to score two touchdowns in a postseason game. Tom Fears is the only Ram in history to score three touchdowns in a postseason game.
- Gurley and Anderson became the first running back duo in franchise history to each post 100-plus yard rushing games in a postseason contest.
- The rushing yard total came to 273 yards, setting a new franchise record in a postseason game. The previous highest single game mark in the postseason was 269 vs. Dallas (1/4/86).



NFC Wildcard Game

Memorial Coliseum, Los Angeles, Calif. • Saturday, January 6, 2018



13



26

Score By Periods	Q1	Q2	Q3	Q4	OT	T
Rams	0	10	0	3	-	13
Falcons	6	7	6	7	-	26

	Falcons	Rams
First Downs	20	19
Rushing	7	5
Passing	13	12
Penalty	0	2
Third Down Efficiency	5-15-33%	5-14-36%
Fourth Down Efficiency	1-1-100%	1-3-33%
Total Net Yards	322	361
Total Offensive Plays	72	64
Avg. Gain Per Play	4.5	5.6
Rushes-Yards	39-124	16-115
Avg. Gain Per Rush	3.2	7.2
Net Passing Yards	198	246
Att-Comp-Int	30-21-0	45-24-0
Avg. Gain Per Pass	6.0	5.1
Punts-Avg	5-51.6	5-43.6
Penalties-Yards	4-51	5-45
Fumbles-Lost	0-0	2-2
Time of Possession	37:35	22:25

Rams Starters

WR 11	Tavon Austin	DE 90	Michael Brockers
TE 89	Tyler Higbee	NT 93	Ethan Westbrooks
LT 77	Andrew Whitworth	DT 99	Aaron Donald
LG 76	Rodger Saffold III	OLB 94	Robert Quinn
C 65	John Sullivan	OLB 98	Conner Barwin
RG 68	Jamon Brown	ILB 52	Alec Ogletree
RT 79	Rob Havenstein	ILB 26	Mark Barron
WR 12	Sammy Watkins	LCB 22	Trumaine Johnson
WR 17	Robert Woods	RCB 32	Troy Hill
QB 16	Jared Goff	FS 20	Lamarucus Joyner
RB 30	Todd Gurley II	SS 43	John Johnson III

Rams Substitutions

K 5 Sam Ficken, P 6 Johnny Hekker, WR 10 Pharoh Cooper, WR 18 Cooper Kupp, CB 23 Nickell Robey-Coleman, DB 24 Blake Countess, DB 27 Isaiah Johnson, RB 34 Malcolm Brown, S 38 Cody Davis, LS 44 Jake McQuaide, CB 47 Kevin Peterson, OLB 50 Samson Ebukam, OLB 53 Carlos Thompson, LB 54 Bryce Hager, OLB 58 Cory Littleton, T 63 Darrell Williams, C 66 Austin Blythe, TE 81 Gerald Everett, WR 83 Josh Reynolds, TE 86 Derek Carrier, DT 92 Tanzel Smart, DT 95 Tyrann Walker, DE 97 Morgan Fox

Did Not Play - QB 14 Sean Mannion

Inactive - RB 25 Lance Dunbar, RB 33 Justin Davis, LB 55 Cameron Lynch, OLB 56 Garrett Sickels, C/G 72 Austin Neary, T 73 Cornelius Lucas, WR 88 Michael Thomas

Passing

Rams Att.	Cmp.	Yards	SK/YD	TD	Long	Int.	Rating
J. Goff 45	24	259	3/13	1	38	0	77.9
Falcons Att.	Cmp.	Yards	SK/YD	TD	Long	Int.	Rating
M. Ryan 30	21	218	3/20	1	52	0	101.8

Rams	No.	Yards	Avg.	Long	TD
Todd Gurley II	14	101	7.2	33	0
Malcolm Brown	2	14	7.0	11	0
Falcons	No.	Yards	Avg.	Long	TD
Devonte Freeman	18	66	3.7	22	1
Tevin Coleman	14	40	2.9	7	0
Julio Jones	1	13	13.0	13	0
Matt Ryan	6	5	0.8	4	0

Rams	No.	Yards	Avg.	Long	TD
Robert Woods	9	142	15.8	38	0
Cooper Kupp	8	69	8.6	15	1
Todd Gurley II	4	10	2.5	4	0
Sammy Watkins	1	23	23.0	23	0
Tyler Higbee	1	11	11.0	11	0
Gerald Everett	1	4	4.0	4	0
Falcons	No.	Yards	Avg.	Long	TD
Julio Jones	9	94	10.4	27	1
Mohammed Sanu	4	75	18.8	52	0
Tevin Coleman	3	28	9.3	14	0
Austin Hooper	3	15	5.0	5	0
Devonte Freeman	1	3	3.0	3	0
Justin Hardy	1	3	3.0	3	0

Interceptions

Rams	No.	Yards	Avg.	Long	TD
None					
Falcons	No.	Yards	Avg.	Long	TD
None					

Punting

Rams	No.	Yards	Avg.	Net	TB	In20	Long
Johnny Hekker	5	218	43.6	42.8	0	5	66
Falcons	No.	Yards	Avg.	Net	TB	In20	Long
Matt Boshier	5	258	51.6	50.2	0	0	60

Punt Returns

Rams	No.	Yards	Avg.	FC	Long	TD
Pharoh Cooper	4	7	1.8	0	9	0
Blake Countess	1	0	0.0	0	0	0
Falcons	No.	Yards	Avg.	FC	Long	TD
A. Roberts	1	4	4.0	3	4	0
[DOWNED]	1	0	0.0	0	0	0

Kickoff Returns

Rams	No.	Yards	Avg.	FC	Long	TD
Pharoh Cooper	6	120	20.0	0	26	0
[TOUCHBACK]	1	0	0.0	0	0	0
Falcons	No.	Yards	Avg.	FC	Long	TD
Andre Roberts	3	32	10.7	0	18	0
[TOUCHBACK]	1	0	0.0	0	0	0

GAME NOTES

- Goff's 45 pass attempts is tied for the second-most in postseason history with Kurt Warner, vs. Tennessee (1/30/00 - SB XXXIV) and Jim Everett, at Minnesota (12/26/88).
- RB Todd Gurley rushed 14 times for 101 yards, a 7.2-yard average. Gurley had two long rushes of 26 and 33 yards.
- Marked Gurley's seventh game this season with 100-plus yards, his first of the postseason and 12th career.
- Gurley is the first Rams running back to notch a 100-plus yard game in his postseason debut since Jim Gillette had 17 carries for 101 yards vs. Washington (12/16/45).



NFC Divisional Round Game

Georgia Dome, Atlanta, GA • Saturday, January 15, 2005



47



17

Score By Periods	Q1	Q2	Q3	Q4	OT	T
Rams	7	10	0	0	-	17
Falcons	14	14	10	9	-	47

	Rams	Falcons
First Downs	19	18
Rushing	5	14
Passing	14	4
Penalty	0	0
Third Down Efficiency	6-10-60%	7-12-58%
Fourth Down Efficiency	0-0-0%	2-2-100%
Total Net Yards	339	397
Total Offensive Plays	57	58
Avg. Gain Per Play	5.9	6.8
Rushes-Yards	18-77	40-327
Avg. Gain Per Rush	4.3	8.2
Net Passing Yards	262	70
Att-Comp-Int	35-23-1	17-13-0
Avg. Gain Per Pass	6.7	3.9
Sacks Allowed-Yards	4-37	1-14
Punts-Avg	4-45.8	2-42.0
Penalties-Yards	4-26	4-32
Fumbles-Lost	1-1	1-1
Time of Possession	24:25	35:35

Rams Starters

WR	Torry Holt	LE	Bryce Fisher
LT	Orlando Pace	NT	Ryan Pickett
LG	Tom Nütten	DT	Damione Lewis
C	Andy McCollum	RE	Anthony Hargrove
RG	Adam Timmerman	WLB	Pisa Tinoisamoa
RT	Blaine Sapaia	MLB	Robert Thomas
TE	Cameron Cleeland	SLB	Tommy Polley
WR	Kevin Curtis	LC	Jerametrious Butler
QB	Marc Bulger	RC	Travis Fisher
TE	Brandon Manumaleuna	SS	Adam Archuleta
RB	Marshall Faulk	FS	Antuan Edwards

Rams Substitutions

P Kevin Stemke, K Jeff Wilkins, CB Kevin Garrett, CB DeJuan Groce, S Rich Coady, RB Aveion Cason, RB Steven Jackson, RB Joey Goodspeed, RB Chris Massey, LB Brandon Chillar, LB Trev Faulk, LB Drew Wahloos, C Larry Turner, DT Jimmy Kennedy, T Grant Williams, WR Mike Furrey, WR Shaun McDonald, WR Dane Looker, DE Leonard Little, DE Erik Flowers, DT Brian Howard

Did Not Play - QB Jamie Martin, G Darnell Alford

Inactive - QB Jeff Smoker, QB Chris Chandler, CB Dwight Anderson, RB Arlen Harris, RB Nick Burley, C Matt Lehr, WR Isaac Bruce, DE Tyoka Jackson

	Att.	Comp.	Yards	Sack/Yards	TD	Long	Int.
Rams							
M. Bulger	35	23	299	4/37	2	57t	1
Falcons							
M. Vick	16	12	82	1/14	2	18t	0
W. Dunn	1	1	2	0/0	0	2	0

Rams	No.	Yards	Avg.	Long	TD
Steven Jackson	9	32	3.6	15	0
Marshall Faulk	7	30	4.3	7	0
Dane Looker	1	11	11.0	11	0
Marc Bulger	1	4	4.0	4	0
Falcons	No.	Yards	Avg.	Long	TD
Warrick Dunn	17	142	8.4	62t	2
Michael Vick	8	119	14.9	47	0
T.J. Duckett	15	66	4.4	13	1

Rams	No.	Yards	Avg.	Long	TD
Kevin Curtis	7	128	18.3	57t	1
Shaun McDonald	4	37	9.3	14	0
Marshall Faulk	4	31	7.8	14	0
Dane Looker	3	38	12.7	15	0
Torry Holt	2	42	21.0	28t	1
Steven Jackson	2	5	2.5	8	0
Brandon Manumaleuna	1	18	18.0	18	0
Falcons	No.	Yards	Avg.	Long	TD
Peerless Price	3	22	7.3	9	1
Alge Crumpler	2	22	11.0	18t	1
Michael Jenkins	2	19	9.5	14	0
Brian Finneran	2	8	4.0	6	0
DeAngelo Hall	1	6	6.0	6	0
Dez White	1	3	3.0	3	0
Michael Vick	1	2	2.0	2	0
Warrick Dunn	1	2	2.0	2	0

Rams	No.	Yards	Avg.	Long	TD
None					
Falcons	No.	Yards	Avg.	Long	TD
Jason Webster	1	0	0.0	0	0

Rams	No.	Yards	Avg.	Long	TB	In20	Block
Kevin Stemke	4	183	45.8	54	1	0	0
Falcons	No.	Yards	Avg.	Long	TB	In20	Block
Chris Mohr	2	84	42.0	47	0	1	0

Rams	Ret.	FC	Yards	Avg.	Long	TD
Shaun McDonald	0	1	0	0.0	0	0
Falcons	Ret.	FC	Yards	Avg.	Long	TD
Allen Rossum	3	0	152	50.7	68t	1

Rams	No.	Yards	Avg.	Long	TD
Aveion Cason	6	122	20.3	25	0
Brandon Manumaleuna	1	0	0.0	0	0
Falcons	No.	Yards	Avg.	Long	TD
Allen Rossum	4	80	20.0	26	0

Sacks
Rams: Leonard Little 1-14
Falcons: Keith Brooking 1-20, Rod Coleman 1-10, Brady Smith 1-5, Travis Hall 1-2

GAME NOTES

- WR Kevin Curtis had his second consecutive playoff 100-yard receiving game, making him the third player in Rams' history to have at least two straight such games in the playoffs. This also made him the second player in NFL history to have two 100-yard receiving games in the playoffs before having one in the regular season.
- QB Marc Bulger (944) passed Pat Haden (728) for fifth place on the Rams' all-time playoff passing list with his 299 yards in the air.
- RB Marshall Faulk (509) moved past Harold Jackson (505) for fourth place on the Rams' all-time playoff receiving list with 31 receiving yards.



NFC Wildcard Game

Qwest Field, Seattle, WA • Saturday, January 8, 2005



20



27

Score By Periods	Q1	Q2	Q3	Q4	OT	T
Rams	7	7	3	10	-	27
Seahawks	3	7	3	7	-	20

	Rams	Seahawks
First Downs	22	24
Rushing	3	7
Passing	15	15
Penalty	4	2
Third Down Efficiency	9-14-64%	5-12-42%
Fourth Down Efficiency	0-0-0%	0-2-0%
Total Net Yards	396	413
Total Offensive Plays	64	66
Avg. Gain Per Play	6.2	6.3
Rushes-Yards	27-102	20-81
Avg. Gain Per Rush	3.8	4.1
Net Passing Yards	294	332
Att-Comp-Int	32-18-1	43-27-1
Avg. Gain Per Pass	7.9	7.2
Sacks Allowed-Yards	5-19	3-9
Punts-Avg	3-29.0	3-44.3
Penalties-Yards	4-30	9-61
Fumbles-Lost	0-0	2-0
Time of Possession	31:06	28:54

Rams Starters

WR	Torry Holt	LE	Bryce Fisher
LT	Orlando Pace	NT	Ryan Pickett
LG	Tom Nütten	DT	Jimmy Kennedy
C	Andy McCollum	RE	Anthony Hargrove
RG	Adam Timmerman	WLB	Pisa Tinoisamoa
RT	Blaine Saipaia	MLB	Robert Thomas
TE	Brandon Manumaleuna	SLB	Tommy Polley
WR	Isaac Bruce	LC	Jerametrious Butler
QB	Marc Bulger	RC	Travis Fisher
WR	Kevin Curtis	SS	Adam Archuleta
RB	Marshall Faulk	FS	Antuan Edwards

Rams Substitutions

P Kevin Stemke, K Jeff Wilkins, CB Kevin Garrett, CB DeJuan Groce, S Rich Coady, RB Aveion Cason, RB Steven Jackson, RB Joey Goodspeed, RB Chris Massey, LB Brandon Chillar, LB Trev Faulk, LB Drew Wahloors, C Larry Turner, T Grant Williams, WR Mike Furrey, WR Shaun McDonald, TE Cameron Cleeland, WR Dane Looker, DE Leonard Little, DT Damione Lewis, DE Erik Flowers, DT Brian Howard

Did Not Play - QB Jamie Martin

Inactive - QB Jeff Smoker, QB Chris Chandler, CB Dwight Anderson, RB Arlen Harris, RB Nick Burley, C Matt Lehr, G Darnell Alford, DE Tyoka Jackson

Passing

Rams	Att.	Comp.	Yards	Sk/Yd	TD	Long	Int.
M. Bulger	32	18	313	5/19	2	52	1
Rams	Att.	Comp.	Yards	Sk/Yd	TD	Long	Int.
M. Hasselbeck	43	27	341	3/9	2	25	1

Rams	No.	Yards	Avg.	Long	TD
Marshall Faulk	13	55	4.2	13	1
Steven Jackson	10	36	3.6	9	0
Marc Bulger	3	10	3.3	7	0
Isaac Bruce	1	1	1.0	1	0
Seahawks	No.	Yards	Avg.	Long	TD
Shaun Alexander	15	40	2.7	9	0
Matt Hasselbeck	2	26	13.0	17	0
Maurice Morris	2	9	4.5	5	0
Mack Strong	1	6	6.0	6	0

Rams	No.	Yards	Avg.	Long	TD
Torry Holt	6	108	18.0	52	1
Kevin Curtis	4	107	26.8	50	0
Isaac Bruce	3	40	13.3	21	0
Marshall Faulk	2	12	6.0	12	0
Shaun McDonald	1	31	31.0	31	0
Cameron Cleeland	1	17	17.0	17t	1
Steven Jackson	1	-2	-2.0	-2	0
Seahawks	No.	Yards	Avg.	Long	TD
Darrell Jackson	12	128	10.7	23t	1
Itula Mili	6	98	16.3	22	0
Koren Robinson	4	40	10.0	15	0
Bobby Engram	3	34	11.3	19t	1
Shaun Alexander	1	25	25.0	25	0
Jerramy Stevens	1	16	16.0	16	0

Rams	No.	Yards	Avg.	Long	TD
Travis Fisher	1	0	0.0	0	0
Seahawks	No.	Yards	Avg.	Long	TD
Ken Hamlin	1	0	0.0	0	0

Rams	No.	Yards	Avg.	Long	TB	In20	Block
Kevin Stemke	3	87	29.0	41	0	1	0
Rams	No.	Yards	Avg.	Long	TB	In20	Block
Ken Walter	3	133	44.3	48	0	0	0

Rams	No.	Yards	Avg.	FC	Long	TD
Shaun McDonald	3	14	4.7	0	10	0
Seahawks	No.	Yards	Avg.	FC	Long	TD
Bobby Engram	1	9	9.0	1	9	0

Rams	No.	Yards	Avg.	FC	Long	TD
Aveion Cason	5	101	20.2	24	0	0
Seahawks	No.	Yards	Avg.	FC	Long	TD
Maurice Morris	6	109	18.2	21	0	0

Sacks
Rams: Jimmy Kennedy 1-6, Robert Thomas 1-2, Damione Lewis 1-1
Seahawks: Chike Okeafor 2-14, Rocky Bernard 1-2, Chad Brown 1-2, Craig Terrill 0.5-0.5, Cedric Woodard 0.5-0.5

GAME NOTES

- St. Louis became the first 8-8 team to win a playoff game in NFL history, duplicated by Minnesota the following day.
- St. Louis became the 11th team in NFL history to sweep three games in one season from a divisional foe.
- WR Torry Holt (588) moved into second place on the Rams' all-time playoff receiving list by passing Hall of Famer Tom Fears (572) with his 108 receiving yards.
- K Jeff Wilkins' two field goals and three PATs helped extend his franchise record for playoff scoring to 72.



NFC Divisional Round Game

EDWARD JONES DOME, ST. LOUIS, MO • SATURDAY, JANUARY 10, 2004



23



20T



29

Score By Periods	Q1	Q2	Q3	Q4	OT(2)	T
Rams	3	6	3	11	0	23
Panthers	0	10	6	7	6	29

	Panthers	Rams
First Downs	24	23
Rushing	10	4
Passing	12	17
Penalty	2	2
Third Down Efficiency	9-17-53%	5-13-38%
Fourth Down Efficiency	0-0-0%	1-1-100%
Total Net Yards	485	380
Total Offensive Plays	71	71
Avg. Gain Per Play	6.8	5.4
Rushes-Yards	41-216	23-64
Avg. Gain Per Rush	5.3	2.8
Net Passing Yards	269	316
Att-Comp-Int	27-16-1	46-27-3
Avg. Gain Per Pass	9.0	6.6
Sacks Allowed-Yards	3-21	2-16
Punts-Avg	2-36.5	1-46.0
Penalties-Yards	13-92	5-33
Fumbles-Lost	1-0	0-0
Time of Possession	41:06	34:04

Rams Starters

WR	Torry Holt	LE	Leonard Little
LT	Orlando Pace	LDT	Brian Young
LG	Andy McCollum	RDT	Ryan Pickett
C	Dave Wohlabaugh	RE	Grant Wistrom
RG	Adam Timmerman	LB	Pisa Tinoisamoa
RT	Kyle Turley	LB	Tommy Polley
TE	Brandon Manumaleuna	LC	Jerametrius Butler
WR	Isaac Bruce	RC	Travis Fisher
QB	Marc Bulger	SS	Adam Archuleta
TE	Cameron Cleeland	FS	Aeneas Williams
RB	Marshall Faulk	S	Jason Sehorn

Rams Substitutions

P Sean Landeta, K Jeff Wilkins, CB Kevin Garrett, S Rich Coady, RB Arlen Harris, RB Joey Goodspeed, LS Chris Massey, LB Justin Smith, LB Robert Thomas, LB Jeremy Loyd, LB Jamie Duncan, T John St. Clair, T Grant Williams, WR Mike Furrey, WR Dane Looker, DT Damione Lewis, DE Bryce Fisher, DE Erik Flowers, DT Tyoka Jackson

Did Not Play - QB Kurt Warner, RB Lamar Gordon, WR Kevin Curtis, WR Shaun McDonald

Inactive - QB Scott Covington, CB DeJuan Groce, CB Fred Weary, LB Trev Faulk, G David Loverne, G Scott Tercero, G Andy King, DT Jimmy Kennedy

	Att.	Comp.	Yards	Sack/Yards	TD	Long	Int.
Rams							
Marc Bulger	46	27	332	2/16	0	28	3
Panthers							
J. Delhomme	26	16	290	3/21	1	69t	1
Steve Smith	1	0	0	1/4	0	0	0

	No.	Yards	Avg.	Long	TD
Rams					
Marshall Faulk	19	53	2.8	8	1
Marc Bulger	4	11	2.8	7	0
Panthers					
DeShaun Foster	21	95	4.5	17	0
Stephen Davis	6	86	14.3	64	0
Nick Goings	6	22	3.7	9	0
Brad Hoover	2	9	4.5	7t	1
Steve Smith	1	7	7.0	7	0
Muhsin Muhammad	1	3	3.0	3	0
Jake Delhomme	4	-6	-1.5	2	0

	No.	Yards	Avg.	Long	TD
Rams					
Marshall Faulk	9	78	8.7	25	0
Isaac Bruce	7	116	16.6	26	0
Mike Furrey	4	30	7.5	10	0
Dane Looker	2	31	15.5	24	0
Torry Holt	2	21	10.5	13	0
Cameron Cleeland	1	28	28.0	28	0
Brandon Manumaleuna	1	19	19.0	19	0
Joey Goodspeed	1	9	9.0	9	0
Panthers					
Steve Smith	6	163	27.2	69t	1
Muhsin Muhammad	5	70	14.0	24	0
Brad Hoover	2	16	8.0	11	0
Jermaine Wiggins	1	21	21.0	21	0
Nick Goings	1	12	12.0	12	0
DeShaun Foster	1	8	8.0	8	0

	No.	Yards	Avg.	Long	TD
Rams					
Tommy Polley	1	37	37.0	37	0
Panthers					
Deon Grant	1	16	16.0	16	0
Ricky Manning	1	0	0.0	0	0
Mike Minter	1	-1	-1.0	-1	0

	No.	Yards	Avg.	Long	TB	In20	Block
Rams							
Sean Landeta	1	46	46.0	46	0	0	0
Panthers							
Todd Sauerbrun	2	73	36.5	40	0	0	0

	Ret.	FC	Yards	Avg.	Long	TD
Rams						
Dane Looker	0	1	0	0.0	0	0
Mike Furrey	0	1	0	0.0	0	0
Panthers						
Steve Smith	0	1	0	0.0	0	0

	No.	Yards	Avg.	Long	TD
Rams					
Arlen Harris	5	124	24.8	33	0
Brandon Manumaleuna	1	0	0.0	0	0
Panthers					
Rod Smart	5	123	24.6	30	0
Brad Hoover	1	19	19.0	19	0

Sacks
Rams: Brian Young 2-10, Tyoka Jackson 1-11
Panthers: Julius Peppers 1-10, Greg Favors 1-6

GAME NOTES

- The game was the fifth-longest playoff game in NFL history (75:10).
- The Rams rallied from a 23-12 deficit in the final 6:29 to force overtime. RB Marshall Faulk scored on a 1-yard touchdown run, WR Dane Looker caught a two-point conversion pass, and Wilkins recovered his own onside kick before making a field-goal to send the game to overtime.
- K Jeff Wilkins tied an NFL post season record for made field goals (five) and attempts (six).
- RB Marshall Faulk tied a team playoff record with nine receptions (78 yards).
- WR Isaac Bruce set a team playoff record with his fourth 100-yard receiving game (seven receptions, 116 yards).



Super Bowl XXVI

Louisiana Superdome, New Orleans, LA • Sunday, February 3, 2002



17



20

RAMS	3	0	0	14	-17
New England	0	14	3	3	-20

RAMS -- FG Wilkins 50
 NE -- Law 47-yard interception return (Vinatieri kick)
 NE -- Patten 8-yard pass from Brady (Vinatieri kick)
 NE -- FG Vinatieri 37
 RAMS -- Warner 2-yard run (Wilkins kick)
 RAMS -- Proehl 26-yard pass from Warner (Wilkins kick)
 NE -- FG Vinatieri 48
 PAID ATT -- 72,922

	RAMS	PATRIOTS
First Downs	26	15
Rushing	7	6
Passing	16	8
Penalty	3	1
Third Down Efficiency	5-13-38%	2-11-18%
Fourth Down Efficiency	0-0-0%	0-0-0%
Total Net Yards	427	267
Total Offensive Plays	69	54
Avg. Gain Per Play	6.2	4.9
Rushes-Yards	22-90	25-133
Avg. Gain Per Rush	4.1	5.3
Net Passing Yards	337	134
Att-Comp-Int	44-28-2	27-16-0
Avg. Gain Per Pass	7.2	
4.6		
Sacks Allowed-Yards	3-28	2-11
Punts-Avg	4-39.8	8-43.1
Penalties-Yards	6-39	5-31
Fumbles-Lost	2-1	0-0
Time of Possession	33:30	26:30

RAMS STARTERS

WR Torry Holt	LE Chidi Ahanotu
LT Orlando Pace	LDT Brian Young
LG Tom Nütten	RDT Jeff Zgonina
C Andy McCollum	RE Grant Wistrom
RG Adam Timmerman	LLB Don Davis
RT Rod Jones	MLB London Fletcher
TE Ernie Conwell	RLB Tommy Polley
WR Isaac Bruce	LC Aeneas Williams
QB Kurt Warner	RC Dexter McCleon
FB James Hodgins	SS Adam Archuleta
RB Marshall Faulk	FS Kim Herring

RAMS SUBSTITUTIONS

P John Baker, K Jeff Wilkins, CB Jerametrious Butler, RB Trung Canidate, RB Robert Holcombe, S Willie Gary, CB Dre' Bly, S Nick Sorensen, TE Jeff Robinson, T Ryan Tucker, LB Mark Fields, LB O.J. Brigance, C/G Frank Garcia, G Cameron Spikes, DE Sean Moran, DT Ryan Pickett, WR Az-Zahir Hakim, WR Yo Murphy, TE Brandon Manumaleuna, WR Ricky Proehl, DE Leonard Little, DT Tyoka Jackson
 DNP-QB Jamie Martin
 IA-QB Marc Bulger, RB Justin Watson, S Rich Coady, LB Brian Allen, LB Dustin Cohen, T John St. Clair, G Kaulana Noa

GAME NOTES

- The Rams made their second Super Bowl appearance in three seasons, and eighth overall NFL Championship appearance.
- K Jeff Wilkins' 50-yard field goal in the first quarter was the third-longest in Super Bowl history.
- The Patriots had a 17-3 lead before St. Louis opened up the fourth quarter by going on a 12-play, 77-yard drive that resulted in a 2-yard touchdown run by Warner to narrow the Rams' deficit at 17-10.
- The Rams got the ball back with 1:51 left in the game and scored three plays later (with 1:37 to go) on a Warner pass to WR Ricky Proehl for a 26-yard touchdown that tied to score at 17-17.
- New England then went on a nine-play, 53-yard drive that took the remainder of the game, culminating in a 48-yard, game-winning field goal by Vinatieri as time expired.

PASSING							
	Att	Com	Yds	Tkd/Yd	TD	LG	IN
Rams							
Kurt Warner	44	28	365	3/28	1	30	2
Patriots							
Tom Brady	27	16	145	1/7	1	23	0
Kevin Faulk	0	0	0	1/4	0	0	0

RUSHING					
	Att	Yds	Avg	LG	TD
Rams					
Marshall Faulk	17	76	4.5	15	0
Kurt Warner	3	6	2.0	5	1
Az-Zahir Hakim	1	5	5.0	5	0
James Hodgins	1	3	3.0	3	0
Patriots					
Antowain Smith	18	92	5.1	17	0
David Patten	1	22	22.0	2	0
Kevin Faulk	2	15	7.5	8	0
Marc Edwards	2	5	2.5	3	0
Tom Brady	1	3	3.0	3	0
J.R. Redmond	1	-4	-4.0	-4	0

RECEIVING					
	No	Yds	Avg	LG	TD
Rams					
Az-Zahir Hakim	5	90	18.0	29	0
Isaac Bruce	5	56	11.2	22	0
Torry Holt	5	49	9.8	18	0
Marshall Faulk	4	54	13.5	22	0
Ricky Proehl	3	71	23.7	30	1
Jeff Robinson	2	18	9.0	12	0
Ernie Conwell	2	8	4.0	9	0
Yo Murphy	1	11	11.0	11	0
James Hodgins	1	8	8.0	8	0
Patriots					
Troy Brown	6	89	14.8	23	0
J.R. Redmond	3	24	8.0	11	0
Jermaine Wiggins	2	14	7.0	8	0
Marc Edwards	2	7	3.5	5	0
David Patten	1	8	8.0	8	1
Antowain Smith	1	4	4.0	4	0
Kevin Faulk	1	-1	-1.0	-1	0

INTERCEPTIONS					
	No	Yds	Avg	LG	TD
Rams					
None					
Patriots					
Ty Law	1	47	47.0	47	1
Otis Smith	1	30	30.0	30	0

PUNTING							
	No	Yds	Avg	LG	TB	IN20	Blk
Rams							
John Baker	4	159	39.8	49	1	3	0
Patriots							
Ken Walter	8	345	43.1	53	2	4	0

PUNT RETURNS						
	No	FC	Yd	LG	TD	
Rams						
Dre' Bly	3	2	6	2.0	7	0
Patriots						
Troy Brown	1	0	4	4.0	4	0

KICKOFF RETURNS					
	No	Yds	Avg	LG	TD
Rams					
Yo Murphy	3	81	27.0	38	0
Marshall Faulk	1	1	1.0	1	0
Patriots					
Patrick Pass	8	185	28.3	35	0
Troy Brown	1	15	15.0	15	0

SACKS

Rams: Leonard Little 1-7, Grant Wistrom 1-4
Patriots: Willie McGinest 1-16, Richard Seymour 1-7, Bobby Hamilton 1-5



NFC Championship Game

DOMES AT AMERICA'S CENTER, ST. LOUIS, MO • SUNDAY, JANUARY 27, 2002



29



24

Philadelphia	3	14	0	7 - 24
RAMS	10	3	9	7 - 29

RAMS -- Bruce 5-yard pass from Warner (Wilkins kick)
 PHI -- FG Akers 46
 RAMS -- FG Wilkins 27
 PHI -- Staley 1-yard run (Akers kick)
 RAMS -- FG Wilkins 39
 PHI -- Pinkston 12-yard pass from McNabb (Akers kick)
 RAMS -- FG Wilkins 41
 RAMS -- Faulk 1-yard run (pass failed)
 RAMS -- Faulk 1-yard run (Wilkins kick)
 PHI -- McNabb 3-yard run (Akers kick)
 PAID ATT -- 66,502

	EAGLES	RAMS
First Downs	16	22
Rushing	7	9
Passing	9	13
Penalty	0	0
Third Down Efficiency	5-12-42%	7-15-47%
Fourth Down Efficiency	1-2-50%	0-1-0%
Total Net Yards	256	371
Total Offensive Plays	55	67
Avg. Gain Per Play	4.7	5.5
Rushes-Yards	22-110	33-161
Avg. Gain Per Rush	5.0	4.9
Net Passing Yards	146	210
Att-Comp-Int	30-18-1	33-22-0
Avg. Gain Per Pass	4.4	6.2
Sacks Allowed-Yards	3-25	1-2
Punts-Avg	4-39.3	3-45.0
Penalties-Yards	2-15	6-38
Fumbles-Lost	1-1	2-0
Time of Possession	24:30	35:30

RAMS STARTERS

WR Torry Holt	LE Chidi Ahanotu
LT Orlando Pace	LDT Brian Young
LG Tom Nütten	RDT Jeff Zgonina
C Andy McCollum	RE Grant Wistrom
RG Adam Timmerman	LLB Don Davis
RT Rod Jones	MLB London Fletcher
WR Ricky Proehl	RLB Tommy Polley
WR Isaac Bruce	LC Aeneas Williams
QB Kurt Warner	RC Dexter McCleon
WR Az-Zahir Hakim	SS Adam Archuleta
RB Marshall Faulk	FS Kim Herring

RAMS SUBSTITUTIONS

P John Baker, K Jeff Wilkins, CB Jerametrious Butler, RB Trung Canidate, RB Robert Holcombe, S Willie Gary, CB Dre' Bly, S Nick Sorensen, RB James Hodgins, TE Jeff Robinson, T Ryan Tucker, LB Mark Fields, LB Dustin Cohen, LB O.J. Brigance, C/G Frank Garcia, DE Sean Moran, DT Ryan Pickett, WR Yo Murphy, TE Ernie Conwell, TE Brandon Manumaleuna, DE Leonard Little, DT Tyoka Jackson
 DNP-QB Jamie Martin
 IA-QB Marc Bulger, RB Justin Watson, S Rich Coady, LB Brian Allen, T John St. Clair, G Kaulana Noa, G Cameron Spikes

PASSING							
	Att	Com	Yds	Tkd/Yd	TD	LG	IN
Eagles							
Donovan McNabb	30	18	171	3/25	1	17	1
Rams							
Kurt Warner	33	22	212	1/2	1	21	0

RUSHING					
	Att	Yds	Avg	LG	TD
Eagles					
Correll Buckhalter	6	50	8.3	31	0
Duce Staley	11	39	3.5	20	1
Donovan McNabb	4	26	6.5	10	1
James Thrash	1	-5	-5.0	-5	0
Rams					
Marshall Faulk	31	159	5.1	31	2
Kurt Warner	2	2	1.0	3	0

RECEIVING					
	No	Yds	Avg	LG	TD
Eagles					
Duce Staley	8	58	7.3	10	0
Chad Lewis	5	53	10.6	14	0
James Thrash	3	46	15.3	17	0
Todd Pinkston	1	12	12.0	12t	1
Freddie Mitchell	1	2	2.0	2	0
Rams					
Isaac Bruce	8	84	10.5	17	1
Torry Holt	5	58	11.6	21	0
Marshall Faulk	4	13	3.3	10	0
Ernie Conwell	3	33	11.0	19	0
Az-Zahir Hakim	2	24	12.0	20	0

INTERCEPTIONS					
	No	Yds	Avg	LG	TD
Eagles					
None					
Rams					
Aeneas Williams	1	0	0.0	0	0

PUNTING					
	No	Yds	Avg	LG	TB IN20 Blk
Eagles					
Sean Landeta	4	157	39.3	46	0 1 0
Rams					
John Baker	3	135	45.0	51	0 1 0

PUNT RETURNS						
	No	FC	Yds	Avg	LG	TD
Eagles						
Brian Mitchell	2	1	20	10.0	41	0
Rams						
Dre' Bly	1	3	0	0.0	0	0

KICKOFF RETURNS					
	No	Yds	Avg	LG	TD
Eagles					
Brian Mitchell	6	128	21.3	16	0
Dameane Douglas	1	20	20.0	20	0
Rams					
Yo Murphy	3	95	31.7	43	0
Trung Canidate	1	22	22.0	22	0

SACKS	
Eagles:	Derrick Burgess 1-2
Rams:	Leonard Little 2-15, Grant Wistrom 1-10

GAME NOTES

- The Rams won their second NFC Championship in three years and third all time.
- St. Louis won their fifth consecutive home playoff game.
- RB Marshall Faulk rushed 31 times for a career-high 159 yards and two touchdowns. Faulk's rushing yardage total was the third-highest postseason total in franchise history.
- CB Aeneas Williams' interception with 1:55 left in the game helped seal the Rams victory.
- Led by Faulk rushing 22 times for 75 yards and two touchdowns after halftime, the Rams held a 20:51-9:09 time of possession advantage in the second half.



NFC Divisional Round Game

Dome at America's Center, St. Louis, MO • Sunday, January 20, 2002



45



17

Green Bay	7	3	0	7 - 17
RAMS	7	17	14	7 - 45

RAMS -- Williams 29-yard interception return (Wilkins kick)
 GB -- Freeman 22-yard pass from Favre (Longwell kick)
 RAMS -- Holt 4-yard pass from Warner (Wilkins kick)
 RAMS -- Hodgins 4-yard pass from Warner (Wilkins kick)
 GB -- FG Longwell 28
 RAMS -- FG Wilkins 27
 RAMS -- Faulk 7-yard run (Wilkins kick)
 RAMS -- Polley 34-yard interception return (Wilkins kick)
 RAMS -- Williams 32-yard interception return (Wilkins kick)
 GB -- Freeman 8-yard pass from Favre (Longwell kick)
 PAID ATT -- 66,338

	PACKERS	RAMS
First Downs	19	13
Rushing	6	5
Passing	13	8
Penalty	0	0
Third Down Efficiency	5-12-42%	3-12-25%
Fourth Down Efficiency	0-1-0%	0-2-0%
Total Net Yards	383	292
Total Offensive Plays	68	54
Avg. Gain Per Play	5.6	5.4
Rushes-Yards	22-118	22-91
Avg. Gain Per Rush	5.4	4.1
Net Passing Yards	265	201
Att-Comp-Int	44-26-6	30-18-1
Avg. Gain Per Pass	5.8	
6.3		
Sacks Allowed-Yards	2-16	2-15
Punts-Avg	3-43.7	5-42.0
Penalties-Yards	3-20	4-30
Fumbles-Lost	3-2	0-0
Time of Possession	32:22	27:38

RAMS STARTERS

WR	Torry Holt	LE	Chidi Ahanotu
LT	Orlando Pace	LDT	Brian Young
LG	Tom Nütten	RDT	Jeff Zgonina
C	Andy McCollum	RE	Grant Wistrom
RG	Adam Timmerman	LLB	Don Davis
RT	Rod Jones	MLB	London Fletcher
TE	Ernie Conwell	RLB	Tommy Polley
WR	Isaac Bruce	LC	Aeneas Williams
QB	Kurt Warner	RC	Dexter McCleon
FB	James Hodgins	SS	Adam Archuleta
RB	Marshall Faulk	FS	Kim Herring

RAMS SUBSTITUTIONS

P John Baker, K Jeff Wilkins, CB Jerametrius Butler, RB Trung Canidate, RB Robert Holcombe, S Willie Gary, CB Dre' Bly, RB Justin Watson, S Nick Sorensen, TE Jeff Robinson, LB Mark Fields, LB O.J. Brigrance, C/G Frank Garcia, DE Sean Moran, DT Ryan Pickett, WR Az-Zahir Hakim, WR Yo Murphy, TE Brandon Manumaleuna, WR Ricky Proehl, DE Leonard Little, DT Tyoka Jackson
 DNP-QB Jamie Martin, T Ryan Tucker
 IA-QB Marc Bulger, S Rich Coady, LB Brian Allen, LB Dustin Cohen, T John St. Clair, G Kaulana Noa, G Cameron Spikes

GAME NOTES

- The Rams won their fourth consecutive home playoff game.
- St. Louis tied an NFL postseason record for most interception returns for a touchdown in a game with three, tying the Chicago Bears vs. Washington, 12/8/40.
- The Rams also established a team postseason record for most interception returns for a touchdown with three, as the previous record was two interceptions for touchdown in a 35-23 win vs. the St. Louis Cardinals 12/27/75.
- CB Aeneas Williams established an NFL postseason record for most interception returns for a touchdown with two in one game, the previous record was one held by many players.
- RB Marshall Faulk registered a postseason career-high with 82 rushing yards in 16 attempts with one touchdown.

PASSING

	Att	Com	Yds	Tkd/Yd	TD	LG	IN
Packers							
Brett Favre	44	26	281	2/16	2	27	6
Rams							
Kurt Warner	30	18	216	2/15	2	50	1

RUSHING

	Att	Yds	Avg	LG	TD
Packers					
Ahman Green	16	94	5.9	49	0
Donald Driver	1	16	16.0	16	0
Dorsey Levins	1	6	6.0	6	0
Brett Favre	3	3	1.0	4	0
Doug Pederson	1	-1	-1.0	-1	0
Rams					
Marshall Faulk	16	82	5.1	38	1
Az-Zahir Hakim	1	9	9.0	9	0
Kurt Warner	4	0	0.0	3	0
Ernie Conwell	1	0	0.0	0	0

RECEIVING

	No	Yds	Avg	LG	TD
Packers					
Ahman Green	8	55	6.9	13	0
Antonio Freeman	7	64	9.1	22t	2
Corey Bradford	5	79	15.8	27	0
Bill Schroeder	2	39	19.5	25	0
Dorsey Levins	2	23	11.5	12	0
Bubba Franks	2	21	10.5	15	0
Rams					
Marshall Faulk	6	47	7.8	23	0
Torry Holt	5	84	16.8	50	1
Az-Zahir Hakim	4	35	8.8	15	0
Jeff Robinson	1	27	27.0	27	0
Isaac Bruce	1	19	19.0	19	0
James Hodgins	1	4	4.0	4t	1

INTERCEPTIONS

	No	Yds	Avg	LG	TD
Packers					
Darren Sharper	1	0	0.0	0	0
Rams					
Aeneas Williams	2	61	30.5	32t	2
Tommy Polley	2	35	17.5	34t	1
Kim Herring	1	45	45.0	45	0
Dexter McCleon	1	20	20.0	20	0

PUNTING

	No	Yds	Avg	LG	TB	IN20	Blk
Packers							
Jason Bidwell	3	131	43.7	46.7	0	2	0
Rams							
John Baker	5	210	42.0	53	1	2	0

PUNT RETURNS

	No	FC	Yds	Avg	LG	TD
Packers						
Allen Rossum	1	0	6	6.0	6	0
Rams						
Dre' Bly	1	2	6	6.0	6	0

KICKOFF RETURNS

	No	Yds	Avg	LG	TD
Packers					
Allen Rossum	4	83	20.8	25	0
Herbert Goodman	2	33	16.5	20	0
Tod McBride	1	16	16.0	16	0
Rams					
Yo Murphy	3	76	25.3	33	0

SACKS

Packers: Na'il Diggs 1-9, Kabeer Gbaja-Biamila 1-6
Rams: Tyoka Jackson 1-10, Sean Moran 1-6



NFC Wildcard Game

Louisiana Superdome, New Orleans, LA • Saturday, December 30, 2000



31



28

RAMS	7	0	0	21	-28
New Orleans	0	10	7	14	-31

RAMS -- Bruce 17-yard pass from Warner (Wilkins kick)
 NO -- Wilson 12-yard pass from Brooks (Brien kick)
 NO -- FG Brien 33
 NO -- Jackson 10-yard pass from Brooks (Brien kick)
 NO -- Jackson 49-yard pass from Brooks (Brien kick)
 NO -- Jackson 16-yard pass from Brooks (Brien kick)
 RAMS -- Proehl 17-yard pass from Warner (run failed)
 RAMS -- Faulk 25-yard pass from Warner (Wilkins kick)
 RAMS -- Warner 5-yard run (Warner to Faulk pass)
 PAID ATT -- 64,900

	RAMS	SAINTS
First Downs	17	17
Rushing	1	1
Passing	16	14
Penalty	0	2
Third Down Efficiency	7-12-58%	5-13-38%
Fourth Down Efficiency	0-0-0%	0-0-0%
Total Net Yards	384	301
Total Offensive Plays	58	63
Avg. Gain Per Play	6.6	4.8
Rushes-Yards	16-34	32-50
Avg. Gain Per Rush	2.1	1.6
Net Passing Yards	350	251
Att-Comp-Int	40-24-3	29-16-1
Avg. Gain Per Pass	8.3	8.1
Sacks Allowed-Yards	2-15	2-15
Punts-Avg	5-43	6-41
Penalties-Yards	9-60	5-40
Fumbles-Lost	3-2	4-1
Time of Possession	28:29	31:31

RAMS STARTERS

WR Torry Holt	LE Kevin Carter
LT Orlando Pace	LDT Ray Agnew
LG Tom Nütten	RDT Jeff Zgonina
C Andy McCollum	RE Grant Wistrom
RG Adam Timmerman	LLB Mike Jones
RT Ryan Tucker	MLB London Fletcher
TE Roland Williams	RLB Todd Collins
WR Isaac Bruce	LC Todd Lyght
QB Kurt Warner	RC Dexter McCleon
FB James Hodgins	SS Devin Bush
RB Marshall Faulk	FS Keith Lyle

RAMS SUBSTITUTIONS

P John Baker, K Jeff Wilkins, CB Taje Allen, CB Jacoby Shepherd,
 RB Robert Holcombe, S Matt Bowen, CB Dre' Bly, RB Justin Watson,
 TE Jeff Robinson, LB Lorenzo Styles, LB Keith Miller, LB Leonard Little,
 LB Dustin Cohen, DT D'Marco Farr, DE Sean Moran, WR Az-Zahir
 Hakim, WR Tony Horne, TE Ernie Conwell, WR Ricky Proehl, WR Chris
 Thomas
DNP-QB Trent Green, C Steve Everitt, G Cameron Spikes
IA-QB Joe Germaine, S Shevin Smith, RB Chad Dukes, DE Brian Young,
 G Pete Swanson, T John St. Clair, WR Darrius Blevins, DT Gaylon
 Hyder

PASSING							
	Att	Com	Yds	Tkd/Yd	TD	LG	IN
Rams							
Kurt Warner	40	24	365	2/15	3	38	3
Saints							
Aaron Brooks	29	16	266	2/15	4	50	1

RUSHING					
	Att	Yds	Avg	LG	TD
Rams					
Marshall Faulk	14	24	1.7	4	0
Kurt Warner	1	5	5.0	5t	1
Justin Watson	1	5	5.0	5	0
Saints					
Aaron Brooks	10	26	2.6	9	0
Terry Allen	16	21	1.3	9	0
Chad Morton	2	5	2.5	5	0
Jerald Moore	3	1	0.3	1	0
Willie Jackson	1	-3	-3.0	-3	0

RECEIVING					
	No	Yds	Avg	LG	TD
Rams					
Isaac Bruce	7	127	18.1	29	1
Marshall Faulk	7	99	14.1	35	1
Ricky Proehl	3	46	15.3	21	1
Roland Williams	3	25	8.3	14	0
Az-Zahir Hakim	2	42	21.0	38	0
Torry Holt	2	26	13.0	20	0
Saints					
Willie Jackson	6	142	23.7	50	3
Robert Wilson	3	41	13.7	21	1
Jake Reed	3	27	9.0	12	0
Chad Morton	2	34	17.0	23	0
Andrew Glover	1	16	16.0	16	0
Terry Allen	1	6	6.0	6	0

INTERCEPTIONS					
	No	Yds	Avg	LG	TD
Rams					
Devin Bush	1	6	6.0	6	0
Saints					
Sammy Knight	2	56	28.0	52	0
Chris Oldham	1	8	8.0	8	0

PUNTING							
	No	Yds	Avg	LG	TB	IN20	Bik
Rams							
John Baker	5	215	43.0	53	0	0	0
Saints							
Toby Gowin	6	246	41.0	50	1	1	0

PUNT RETURNS						
	No	FC	Yds	Avg	LG	TD
Rams						
Az-Zahir Hakim	3	1	59	19.7	65	0
Saints						
Chad Morton	3	2	32	10.7	17	0

KICKOFF RETURNS					
	No	Yds	Avg	LG	TD
Rams					
Tony Horne	5	69	13.8	24	0
Saints					
Fred McAfee	3	81	27.0	31	0
Darrin Smith	1	2	2.0	2	0
Kevin Mathis	1	0	0.0	0	0

SACKS
Rams: Leonard Little 1-9, Grant Wistrom 1-6
Saints: Willie Whitehead 1-12, Keith Mitchell 1-3

GAME NOTES

- St. Louis earned a playoff spot for the second consecutive season with a win over the Saints in Week 16 and the Chicago Bears' 23-20 victory over the Detroit Lions at the Silverdome in Detroit.
- The Rams, down 31-7 with 11:57 to play in the game, scored 21 unanswered points in the fourth quarter but the Saints held on for their first ever playoff victory.
- WR Isaac Bruce posted his third career 100-yard receiving game in the postseason, tying a franchise record.



Super Bowl XXXIV

Georgia Dome, Atlanta, GA • Sunday, January 30, 2000



RAMS 3 6 7 7 -23
Tennessee 0 0 6 10 -16

RAMS -- FG Wilkins 27
RAMS -- FG Wilkins 29
RAMS -- FG Wilkins 28
RAMS -- Holt 9-yard pass from Warner (Wilkins kick)
TEN -- George 1-yard run (Two Point Attempt Failed)
TEN -- George 2-yard run (Del Greco kick)
TEN -- FG Del Greco 43
RAMS -- Bruce 73-yard pass from Warner (Wilkins kick)
PAID ATT -- 72,625

	RAMS	TITANS
First Downs	23	27
Rushing	1	12
Passing	18	13
Penalty	4	2
Third Down Efficiency	5-12-42%	6-13-46%
Fourth Down Efficiency	0-1-0%	1-1-100%
Total Net Yards	436	367
Total Offensive Plays	59	73
Avg. Gain Per Play	7.4	5.0
Rushes-Yards	13-29	36-159
Avg. Gain Per Rush	2.2	4.4
Net Passing Yards	407	208
Att-Comp-Int	45-24-0	36-22-0
Avg. Gain Per Pass	8.8	
5.6		
Sacks Allowed-Yards	1-7	1-6
Punts-Avg	2-38.5	3-43
Penalties-Yards	8-60	7-45
Fumbles-Lost	2-0	1-0
Time of Possession	23:34	36:26

RAMS STARTERS

WR Torry Holt	LE Kevin Carter
LT Orlando Pace	LDT Ray Agnew
LG Tom Nütten	RDT D'Marco Farr
C Mike Gruttadauria	RE Grant Wistrom
RG Adam Timmerman	LLB Mike Jones
RT Fred Miller	MLB London Fletcher
TE Roland Williams	RLB Todd Collins
WR Isaac Bruce	LC Todd Lyght
QB Kurt Warner	RC Dexter McCleone
FB Robert Holcombe	SS Billy Jenkins
RB Marshall Faulk	FS Keith Lyle

RAMS SUBSTITUTIONS

P Mike Horan, K Jeff Wilkins, S Devin Bush, RB Amp Lee, CB Dre' Bly, S Rich Coady, RB James Hodgins, TE Jeff Robinson, C Ryan Tucker, LB Lorenzo Styles, LB Charlie Clemons, LB Leonard Little, LB Mike Morton, G Andy McCollum, WR Az-Zahir Hakim, WR Tony Horne, TE Ernie Conwell, WR Ricky Proehl, DT Jeff Zgonina, DT Nate Hobgood-Chittick, DE Jay Williams
DNP-QB Paul Justin, CB Taje Allen
IA-QB Joe Germaine, S Ron Carpenter, RB Justin Watson, G Cameron Spikes, T Matt Willig, WR Chris Thomas, LB Troy Pelshak, DE Lionel Barnes

		PASSING					
	Att	Com	Yds	Tkd/Yd	TD	LG	IN
Rams							
Kurt Warner	45	24	414	1/7	2	73t	0
Titans							
Steve McNair	36	22	214	1/6	0	32	0

		RUSHING				
	Att	Yds	Avg	LG	TD	
Rams						
Marshall Faulk	10	17	1.7	4	0	
Robert Holcombe	1	11	11.0	11	0	
Kurt Warner	1	1	1.0	1	0	
Mike Horan	1	0	0.0	0	0	
Titans						
Eddie George	28	95	3.4	13	2	
Steve McNair	8	64	8.0	23	0	

		RECEIVING				
	No	Yds	Avg	LG	TD	
Rams						
Torry Holt	7	109	15.6	32	1	
Isaac Bruce	6	162	27.0	73t	1	
Marshall Faulk	5	90	18.0	52	0	
Az-Zahir Hakim	1	17	17.0	17	0	
Ernie Conwell	1	16	16.0	16	0	
Ricky Proehl	1	1	11.0	11	0	
Roland Williams	1	9	9.0	9	0	
Robert Holcombe	1	1	1.0	1	0	
Fred Miller	1	-1	-1.0	-1	0	
Titans						
Jackie Harris	7	64	9.1	21	0	
Frank Wycheck	5	35	7.0	13	0	
Kevin Dyson	4	41	10.3	16	0	
Eddie George	2	35	17.5	32	0	
Isaac Byrd	2	21	10.5	21	0	
Derrick Mason	2	18	9.0	9	0	

		INTERCEPTIONS			
	No	Yds	Avg	LG	TD
Rams					
None					
Titans					
None					

		PUNTING					
	No	Yds	Avg	LG	TB	IN20	Bik
Rams							
Mike Horan	2	77	38.5	47	0	0	0
Titans							
Craig Hentrich	3	129	43.0	49	0	1	0

		PUNT RETURNS				
	No	FC	Yds	Avg	LG	TD
Rams						
Az-Zahir Hakim	2	0	8	4.0	10	0
Titans						
Derrick Mason	1	0	-1	-1.0	-1	0

		KICKOFF RETURNS			
	No	Yds	Avg	LG	TD
Rams					
Tony Horne	4	55	13.8	25	0
Titans					
Derrick Mason	5	122	24.4	35	0

SACKS

Rams: Kevin Carter 1-6
Titans: Jason Fisk 1-7

GAME NOTES

- The Rams won the Super Bowl for the first time and earned their first World Championship since 1951. It was also the first Super Bowl Championship for the city of St. Louis.
- Rams QB Kurt Warner set a Super Bowl record by throwing for 414 yards and he tossed two touchdown passes and was named Super Bowl MVP.
- WR Torry Holt set a rookie record for receptions in a Super Bowl with seven.
- Warner completed a 73-yard touchdown pass to WR Isaac Bruce with 1:54 remaining in the game to give the Rams a 23-16 lead.
- On the final play of the game Titans' QB Steve McNair connected with WR Kevin Dyson inside the five-yard line. Dyson's attempt at a game tying touchdown was thwarted by LB Mike Jones tackle at the one-yard line, ensuring both Jones and the Rams their places in history.



NFC Championship Game

Trans World Dome, St. Louis, MO • Sunday, January 23, 2000



11



6

Tampa Bay	3	0	3	0	-6
RAMS	3	2	0	6	-11

TB -- FG Gramatica 25
 RAMS -- FG Wilkins 24
 RAMS -- King out of endzone, forced by team for a safety
 TB -- FG Gramatica 23
 RAMS -- Proehl 30-yard pass from Warner (Two-point attempt failed)
 PAID ATT -- 66,496

	BUCS	RAMS
First Downs	13	23
Rushing	2	5
Passing	11	14
Penalty	0	4
Third Down Efficiency	4-14-29%	7-14-50%
Fourth Down Efficiency	0-0-0%	0-0-0%
Total Net Yards	223	350
Total Offensive Plays	60	72
Avg. Gain Per Play	3.7	4.9
Rushes-Yards	15-60	25-59
Avg. Gain Per Rush	4.0	2.4
Net Passing Yards	163	291
Att-Comp-Int	40-17-2	44-28-2
Avg. Gain Per Pass	3.6	
6.2		
Sacks Allowed-Yards	5-25	3-25
Punts-Avg	6-47.8	4-37
Penalties-Yards	11-106	7-65
Fumbles-Lost	1-0	1-1
Time of Possession	22:35	37:25

RAMS STARTERS

WR Torry Holt	LE Kevin Carter
LT Orlando Pace	LDT Ray Agnew
LG Tom Nütten	RDT D'Marco Farr
C Mike Gruttadauria	RE Grant Wistrom
RG Adam Timmerman	LLB Mike Jones
RT Fred Miller	MLB London Fletcher
TE Roland Williams	RLB Todd Collins
WR Isaac Bruce	LC Todd Lyght
QB Kurt Warner	RC Dexter McCleon
FB Robert Holcombe	SS Billy Jenkins
RB Marshall Faulk	FS Devin Bush

RAMS SUBSTITUTIONS

P Mike Horan, K Jeff Wilkins, CB Taje Allen, RB Amp Lee, CB Dre' Bly, S Keith Lyle, S Rich Coady, RB James Hodgins, TE Jeff Robinson, C Ryan Tucker, LB Lorenzo Styles, LB Charlie Clemons, LB Leonard Little, LB Mike Morton, G Andy McCollum, WR Az-Zahir Hakim, WR Tony Horne, TE Ernie Conwell, WR Ricky Proehl, DT Jeff Zgonina, DT Nate Hobgood-Chittick, DE Jay Williams
 DNP-QB Paul Justin
 IA-QB Joe Germaine, S Ron Carpenter, RB Justin Watson, G Cameron Spikes, T Matt Willig, WR Chris Thomas, LB Troy Pelshak, DE Lionel Barnes

		PASSING					
	Att	Com	Yds	Tkd/Yd	TD	LG	IN
Buccaneers	29	13	163	5/37	0	32	2
Shaun King							
Rams	43	26	258	0/0	1	30t	3
Kurt Warner							

		RUSHING					
	Att	Yds	Avg	LG	TD		
Buccaneers	12	39	3.3	9	0		
Mike Alstott							
Warrick Dunn	9	35	3.9	13	0		
Shaun King	2	3	1.5	3	0		
Rams	17	44	2.6	9	0		
Marshall Faulk							
Az-Zahir Hakim	1	6	6.0	6	0		
Robert Holcombe	1	2	2.0	2	0		
Kurt Warner	2	-1	-0.5	0	0		

		RECEIVING					
	No	Yds	Avg	LG	TD		
Buccaneers	4	59	14.8	32	0		
Jacquez Green							
Warrick Dunn	4	37	9.3	12	0		
Karl Williams	2	28	14.0	22	0		
Bert Emanuel	1	22	22.0	22	0		
Mike Alstott	1	9	9.0	9	0		
Dave Moore	1	8	8.0	8	0		
Rams	7	68	9.7	20	0		
Torry Holt							
Ricky Proehl	6	100	16.7	30t	1		
Isaac Bruce	3	22	7.3	9	0		
Marshall Faulk	3	5	1.7	9	0		
Az-Zahir Hakim	2	27	13.5	14	0		
Robert Holcombe	2	5	2.5	6	0		
Roland Williams	1	22	22.0	22	0		
Jeff Robinson	1	11	11.0	11	0		
Ernie Conwell	1	-2	-2.0	-2	0		

		INTERCEPTIONS					
	No	Yds	Avg	LG	TD		
Buccaneers	1	15	15.0	15	0		
Brian Kelly							
Hardy Nickerson	1	6	6.0	6	0		
Steve White	1	0	0.0	0	0		
Rams	1	19	19.0	19	0		
Todd Lyght							
Dre' Bly	1	9	9.0	9	0		

		PUNTING					
	No	Yds	Avg	LG	TB	IN20	Blk
Buccaneers	5	202	40.4	53	1	3	0
Mark Royals							
Rams	4	175	43.8	48	0	0	0
Mike Horan							

		PUNT RETURNS					
	No	FC	Yds	Avg	LG	TD	
Buccaneers	4	0	45	11.3	15	0	
Karl Williams							
Rams	3	1	25	8.3	15	0	
Az-Zahir Hakim							

		KICKOFF RETURNS					
	No	Yds	Avg	LG	TD		
Buccaneers	3	60	20.0	26	0		
Warrick Dunn							
Rams	2	38	19.0	24	0		
Tony Horne							

SACKS

Buccaneers: None
Rams: Grant Wistrom 1-13, Charlie Clemons 1-8, D'Marco Farr 1-5, Jeff Zgonina 1-5

GAME NOTES

- The Rams earned their first trip to the Super Bowl since 1979, defeating the Bucs in a rematch of the NFC Championship game 20 years ago.
- WR Ricky Proehl's leaping, one-handed 30-yard touchdown catch, his first touchdown of the season, gave the Rams the lead with 4:44 to play.
- Tampa Bay's ensuing drive moved them to the St. Louis 35-yard line in the game's waning moments, but Tampa Bay QB Shaun King's pass to WR Bert Emanuel in the endzone on fourth down with less than a minute to play was knocked away in the endzone by CB Taje Allen.



NFC Divisional Round Game

Trans World Dome, St. Louis, MO • Sunday, January 16, 2000



Minnesota 3 14 0 20 - 37
 RAMS 14 0 21 14 - 49

MIN -- FG Anderson 31
 RAMS -- Bruce 77-yard pass from Warner (Wilkins kick)
 RAMS -- Faulk 41-yard pass from Warner (Wilkins kick)
 MIN -- Carter 22-yard pass from George (Anderson kick)
 MIN -- Hoard 4-yard run (Anderson kick)
 RAMS -- Horne 95-yard kickoff return (Wilkins kick)
 RAMS -- Faulk 1-yard run (Wilkins kick)
 RAMS -- Robinson 13-yard pass from Warner (Wilkins kick)
 RAMS -- Tucker 1-yard pass from Warner (Wilkins kick)
 RAMS -- Williams 2-yard pass from Warner (Wilkins kick)
 MIN -- Reed 4-yard pass from George (Hoard run)
 MIN -- Moss 44-yard pass from George (Two Point Attempt Failed)
 MIN -- Moss 2-yard pass from George (Two Point Attempt Failed)
 PAID ATT -- 66,194

	VIKINGS	RAMS
First Downs	27	23
Rushing	6	3
Passing	20	18
Penalty	1	2
Third Down Efficiency	6-15-40%	4-8-50%
Fourth Down Efficiency	2-2-100%	0-0-0%
Total Net Yards	476	405
Total Offensive Plays	83	52
Avg. Gain Per Play	5.7	7.8
Rushes-Yards	29-87	17-31
Avg. Gain Per Rush	3.0	1.8
Net Passing Yards	389	374
Att-Comp-Int	50-29-1	33-27-1
Avg. Gain Per Pass	7.2	10.7
Sacks Allowed-Yards	4-35	2-17
Punts-Avg	5-47.6	
3-38.7		
Penalties-Yards	10-57	10-70
Fumbles-Lost	2-2	2-2
Time of Possession	34:11	25:49

RAMS STARTERS

WR	Torry Holt	LE	Kevin Carter
LT	Orlando Pace	LDT	Ray Agnew
LG	Tom Nütten	RDT	D'Marco Farr
C	Mike Gruttadauria	RE	Grant Wistrom
RG	Adam Timmerman	LLB	Mike Jones
RT	Fred Miller	MLB	London Fletcher
TE	Roland Williams	RLB	Todd Collins
WR	Isaac Bruce	LC	Todd Lyght
QB	Kurt Warner	RC	Dexter McCleon
FB	Robert Holcombe	SS	Billy Jenkins
RB	Marshall Faulk	FS	Devin Bush

RAMS SUBSTITUTIONS

P Mike Horan, K Jeff Wilkins, CB Taje Allen, S Ron Carpenter, RB Amp Lee, CB Dre' Bly, S Rich Coady, RB James Hodgins, TE Jeff Robinson, C Ryan Tucker, LB Lorenzo Styles, LB Charlie Clemons, LB Leonard Little, LB Mike Morton, G Andy McCollum, WR Az-Zahir Hakim, WR Tony Horne, TE Ernie Conwell, WR Ricky Proehl, DT Jeff Zgonina, DT Nate Hobgood-Chittick, DE Jay Williams
 DNP-QB Paul Justin
 IA-QB Joe Germaine, S Keith Lyle, RB Justin Watson, G Cameron Spikes, T Matt Willig, WR Chris Thomas, LB Troy Pelshak, DE Lionel Barnes

		PASSING					
	Att	Com	Yds	Tkd/Yd	TD	LG	IN
Vikings	50	29	424	4/35	4	44t	1
Jeff George							
Rams	33	27	391	2/17	5	77t	1
Kurt Warner							

		RUSHING				
	Att	Yds	Avg	LG	TD	
Vikings	20	64	3.2	11	0	
Robert Smith						
Leroy Hoard	7	24	3.4	9	1	
Jeff George	2	-1	-0.5	0	0	
Rams	11	21	1.9	11	1	
Marshall Faulk	1	4	4.0	4	0	
Kurt Warner	3	3	1.0	4	0	
Robert Holcombe	1	2	2.0	2	0	
Amp Lee	1	1	1.0	1	0	

		RECEIVING				
	No	Yds	Avg	LG	TD	
Vikings	9	188	20.9	44t	2	
Randy Moss	7	111	15.9	22t	1	
Cris Carter	7	32	4.6	15	0	
Robert Smith	5	81	16.2	41	1	
Jake Reed	1	12	12.0	12	0	
Andrew Glover						
Rams	6	65	10.8	17	0	
Torry Holt	5	80	16.0	41t	1	
Marshall Faulk	5	49	9.8	20	0	
Az-Zahir Hakim	4	133	33.3	77t	1	
Isaac Bruce	2	20	10.0	18	1	
Roland Williams	1	13	13.0	13t	1	
Jeff Robinson	1	12	12.0	12	0	
Robert Holcombe	1	10	10.0	10	0	
Ricky Proehl	1	8	8.0	8	0	
Ernie Conwell	1	1	1.0	1t	1	
Ryan Tucker						

		INTERCEPTIONS			
	No	Yds	Avg	LG	TD
Vikings	1	0	0.0	0	0
Jimmy Hitchcock					
Rams	1	-4	-4.0	0	0
Dexter McCleon					

		PUNTING					
	No	Yds	Avg	LG	TB	IN20	Bik
Vikings	5	238	47.6	52	0	1	0
Mitch Berger							
Rams	3	116	38.7	42	0	1	0
Mike Horan							

		PUNT RETURNS				
	No	FC	Yds	Avg	LG	TD
Vikings	2	0	25	12.5	14	0
Randy Moss						
Rams	4	0	72	18.0	34	0
Az-Zahir Hakim						

		KICKOFF RETURNS				
	No	Yds	Avg	LG	TD	
Vikings	7	151	21.6	25	0	
Robert Tate	1	23	23.0	23	0	
Moe Williams						
Rams	4	174	43.5	95t	1	
Tony Horne	1	0	0.0	0	0	
Isaac Bruce						

SACKS

Vikings: John Randle 1-9, John Burrough 1-8
Rams: Billy Jenkins 1-13, Charlie Clemons 1-9, London Fletcher 1-7, Kevin Carter 1-6

GAME NOTES

- The Rams won their first playoff game since January 7, 1990 against the New York Giants and their first home playoff game since January 4, 1985, vs. Dallas.
- Rams QB Kurt Warner set team playoff records for passing yards (391), completions (27), completion percentage (81.8), and touchdowns (five).
- On the Rams first play from scrimmage, Warner connected with WR Isaac Bruce on a 77-yard scoring pass.
- WR/KR Tony Horne scored on a 95-yard kickoff return, the first kickoff returned for a touchdown in Rams' postseason history.



1989 NFC Championship Game

Candlestick Park, San Francisco, CA • Sunday, January 14, 1990



RAMS	3	0	0	0-3
San Francisco	0	21	3	6-30

RAMS - FG Lansford 23
 SF - Jones 20-yard pass from Montana (Cofer kick)
 SF - Craig 1-yard run (Cofer kick)
 SF - Taylor 18-yard pass from Montana (Cofer kick)
 SF - FG Cofer 28
 SF - FG Cofer 36
 SF - FG Cofer 25
 PAID ATT -- 64,769

	RAMS	49ERS
First Downs	9	29
Rushing	0	12
Passing	9	16
Penalty	0	1
Third Down Efficiency	3-12-25%	7-13-54%
Fourth Down Efficiency	0-0-0%	0-0-0%
Total Net Yards	156	442
Total Offensive Plays	47	76
Avg. Gain Per Play	3.3	5.8
Rushes-Yards	10-26	44-179
Avg. Gain Per Rush	2.6	4.1
Net Passing Yards	130	263
Att-Comp-Int	36-16-3	31-27-0
Avg. Gain Per Pass	3.5	
8.2		
Sacks Allowed-Yards	1-11	1-5
Punts-Avg	7-31.4	2-31.0
Penalties-Yards	1-10	4-40
Fumbles-Lost	1-0	3-2
Time of Possession	20:12	39:48

RUSHING					
Rams	Att	Yds	Avg	LG	TD
Greg Bell	8	20	2.5	5	0
Cleveland Gary	1	3	3.0	3	0
Robert Delpino	1	3	3.0	3	0
49ers	Att	Yds	Avg	LG	TD
Roger Craig	23	93	4.0	13	1
Tom Rathman	10	63	6.3	17	0
Terrence Flagler	8	19	2.4	12	0
Joe Montana	1	4	4.0	4	0
Keith Henderson	1	1	1.0	1	0
Steve Young	1	-1	-1.0	1	0

RECEIVING					
Rams	No	Yds	Avg	LG	TD
Buford McGee	7	53	7.6	17	0
Pete Holohan	3	26	8.7	18	0
Greg Bell	2	23	11.5	18	0
Henry Ellard	2	18	9.0	12	0
Willie Anderson	1	14	14.0	14	0
Johnnie Johnson	1	7	7.0	7	0
49ers	No	Yds	Avg	LG	TD
Jerry Rice	6	55	9.2	19	0
Tom Rathman	6	48	8.0	13	0
Brent Jones	4	46	11.5	20t	1
John Taylor	4	45	11.3	18t	1
Roger Craig	3	40	13.3	16	0
Mike Sherrard	2	21	10.5	15	0
Mike Wilson	1	7	7.0	7	0
Jamie Williams	1	6	6.0	6	0

INTERCEPTIONS					
Rams	No	Yds	Avg	LG	TD
None					
49ers	No	Yds	Avg	LG	TD
Tim McKyer	1	27	27.0	27	0
Keena Turner	1	15	15.0	15	0
Ronnie Lott	1	14	14.0	14	0

PUNTING						
Rams	No	Yds	Avg	LG	IN20	Bk
Dale Hatcher	7	220	31.4	410	3	0
49ers	No	Yds	Avg	LG	IN20	Bk
Barry Helton	2	62	31.0	360	0	0

PUNT RETURNS						
Rams	No	FC	Yds	Avg	LG	TD
LeRoy Irvin	1	0	10	10.0	10	0
49ers	No	FC	Yds	Avg	LG	TD
John Taylor	1	4	2	2.0	2	0

KICKOFF RETURNS					
Rams	No	Yds	Avg	LG	TD
Robert Delpino	4	95	23.8	49	0
Ron Brown	2	51	25.5	27	0
49ers	No	Yds	Avg	LG	TD
Terrence Flagler	1	19	19.0	19	0
Spencer Tillman	1	16	16.0	16	0

SACKS
 Rams: Larry Kelm 1-5
 49ers: Larry Roberts 1-11

RAMS STARTERS			
WR	Willie Anderson	DT	Shawn Miller
LT	Irv Pankey	NT	Alvin Wright
LG	Tom Newberry	DT	Mike Piel
C	Doug Smith	OLB	Kevin Greene
RG	Duval Love	ILB	Larry Kelm
RT	Jackie Slater	ILB	Fred Strickland
TE	Pete Holohan	OLB	Mike Wilcher
WR	Henry Ellard	LC	Jerry Gray
QB	Jim Everett	RC	LeRoy Irvin
FB	Buford McGee	SS	James Washington
RB	Greg Bell	FS	Michael Stewart

PASSING								
Rams	Att	Com	Yds	Tkd/Yd	TD	LG	IN	
Jim Everett	36	16	141	1/11	0	18	3	
49ers	Att	Com	Yds	Tkd/Yd	TD	LG	IN	
Joe Montana	30	26	262	0/0	2	20t	0	
Steve Young	1	1	6	0/0	0	6	0	
Roger Craig	0	0	0	1/5	0	0	0	



1989 NFC Divisional Round Game / Rams 19, Giants 13 (OT)

Giants Stadium, East Rutherford, NJ • Sunday, January 7, 1990



RAMS	0	7	0	6	6-19
New York Giants	6	0	7	0	0-13

NYG - FG Allegre 35
 NYG - FG Allegre 41
 RAMS - Anderson 20-yard pass from Everett (Lansford kick)
 NYG - Anderson 2-yard run (Allegre kick)
 RAMS - FG Lansford 31
 RAMS - FG Lansford 22
 RAMS - Anderson 30-yard pass from Everett
 PAID ATT -- 76,325

	RAMS	GIANTS
First Downs	26	20
Rushing	6	11
Passing	18	8
Penalty	2	1
Third Down Efficiency	7-14-50%	9-16-56%
Fourth Down Efficiency	0-0-0%	0-0-0%
Total Net Yards	448	344
Total Offensive Plays	70	67
Avg. Gain Per Play	6.4	5.1
Rushes-Yards	24-146	36-171
Avg. Gain Per Rush	6.1	4.8
Net Passing Yards	302	173
Att-Comp-Int	44-25-1	30-14-1
Avg. Gain Per Pass	6.6	
5.6		
Sacks Allowed-Yards	2-13	1-7
Punts-Avg	4-30.3	5-37.2
Penalties-Yards	5-35	4-59
Fumbles-Lost	1-1	3-0
Time of Possession	28:19	32:47

FB	Pete Holohan	SS	Vince Newsome
RB	Greg Bell	FS	Michael Stewart

RUSHING					
Rams	Att	Yds	Avg	LG	TD
Greg Bell	19	87	4.6	18	0
Buford McGee	3	34	11.3	14	0
Jim Everett	2	25	12.5	13	0
Giants	Att	Yds	Avg	LG	TD
Ottis Anderson	24	120	5.0	13	1
Lewis Tillman	7	25	3.6	12	0
Phil Simms	3	16	5.3	13	0
David Meggett	1	7	7.0	7	0
Maurice Carthon	1	3	3.0	3	0

RECEIVING					
Rams	No	Yds	Avg	LG	TD
Henry Ellard	8	125	15.6	27	0
Willie Anderson	2	50	25.0	30t	2
Pete Holohan	5	48	9.6	12	0
Ron Brown	3	35	11.7	14	0
Buford McGee	2	31	15.5	22	0
Damone Johnson	3	15	5.0	5	0
Greg Bell	2	11	5.5	6	0
Giants	No	Yds	Avg	LG	TD
David Meggett	4	52	13.0	16	0
Zeke Mowatt	3	52	17.3	23	0
Stephen Baker	2	46	23.0	27	0
Lionel Manuel	1	24	24.0	24	0

Maurice Carthon	1	8	8.0	8	0
Ottis Anderson	3	-2	-0.7	6	0

INTERCEPTIONS					
Rams	No	Yds	Avg	LG	TD
Michael Stewart	1	29	29.0	29	0
Giants	No	Yds	Avg	LG	TD
Mark Collins	1	0	0.0	0	0

PUNTING					
Rams	No	Yds	Avg	LG	IN20
Bik					
Dale Hatcher	4	121	30.3	41	0
0					
Giants	No	Yds	Avg	LG	IN20
Bik					
Sean Landeta	5	186	37.2	49	0
0					

PUNT RETURNS						
Rams	No	FC	Yds	Avg	LG	TD
LeRoy Irvin	1	0	3	3.0	3	0
Darryl Henley	2	1	-4	-2.0	7	0
Giants	No	FC	Yds	Avg	LG	TD
David Meggett	1	0	0	0.0	0	0

KICKOFF RETURNS					
Rams	No	Yds	Avg	LG	TD
Robert Delpino	4	60	15.0	23	0
Ron Brown	1	38	38.3	38	0
Giants	No	Yds	Avg	LG	TD
Mark Ingram	2	41	20.5	21	0
David Meggett	1	25	25.0	25	0
Howard Cross	1	9	9.0	9	0

SACKS
 Rams: Kevin Greene 1-7
 Giants: Lawrence Taylor 2-13

RAMS STARTERS			
WR	Willie Anderson	DT	Shawn Miller
LT	Irv Pankey	NT	Alvin Wright
LG	Tom Newberry	DT	Mike Piel
C	Doug Smith	OLB	Kevin Greene
RG	Duval Love	ILB	Larry Kelm
RT	Jackie Slater	ILB	Fred Strickland
TE	Damone Johnson	OLB	Mike Wilcher
WR	Henry Ellard	LC	Jerry Gray
QB	Jim Everett	RC	LeRoy Irvin

PASSING								
Rams	Att	Com	Yds	Tkd/Yd	TD	LG	IN	
Jim Everett	44	25	315	2/13	2	30t	1	
Giants	Att	Com	Yds	Tkd/Yd	TD	LG	IN	
Phil Simms	29	14	180	1/7	0	27	1	
David Meggett	1	0	0	0/0	0	0	0	



1989 NFC Wildcard Game / Rams 21, Eagles 7

Veteran's Stadium, Philadelphia, PA • Sunday, December 31, 1989



RAMS 14 0 0 7-21
Philadelphia 0 0 0 7-7

RAMS - Ellard 39-yard pass from Everett (Lansford kick)
RAMS - Johnson 4-yard pass from Everett (Lansford kick)
PHI - Toney 1-yard run (Ruzek kick)
RAMS - Bell 7-yard run (Lansford kick)
PAID ATT -- 57,869

	RAMS	EAGLES
First Downs	19	14
Rushing	6	6
Passing	12	8
Penalty	1	0
Third Down Efficiency	5-16-31%	6-16-38%
Fourth Down Efficiency	1-1-100%	0-0-0%
Total Net Yards	409	306
Total Offensive Plays	71	62
Avg. Gain Per Play	5.8	4.9
Rushes-Yards	36-144	20-95
Avg. Gain Per Rush	4.0	4.8
Net Passing Yards	265	211
Att-Comp-Int	33-18-2	40-24-1
Avg. Gain Per Pass	7.8	
5.0		
Sacks Allowed-Yards	2-16	2-27
Punts-Avg	7-37.0	9-36.3
Penalties-Yards	1-5	4-35
Fumbles-Lost	1-1	6-2
Time of Possession	33:38	26:22

RUSHING						
Rams	Att	Yds	Avg	LG	TD	
Greg Bell	27	124	4.6	54	1	
Buford McGee	2	18	9.0	16	0	
Jim Everett	7	2	0.3	7	0	
Eagles	Att	Yds	Avg	LG	TD	
Heath Sherman	9	44	4.9	23	0	
Randall Cunningham	6	39	6.5	11	0	
Anthony Toney	5	12	2.4	5	1	

RECEIVING						
Rams	No	Yds	Avg	LG	TD	
Henry Ellard	4	87	21.8	39t	1	
Willie Anderson	2	77	38.5	55	0	
Pete Holohan	4	37	9.3	18	0	
Robert Delpino	3	31	10.3	16	0	
Greg Bell	1	23	23.0	23	0	
Buford McGee	3	22	7.3	15	0	
Damone Johnson	1	4	4.0	4t	1	
Eagles	No	Yds	Avg	LG	TD	
Keith Byars	9	68	7.6	17	0	
Keith Jackson	3	47	15.7	30	0	
Ron Johnson	2	38	19	23	0	
Anthony Toney	4	35	8.8	20	0	
Heath Sherman	2	18	9.0	11	0	
Cris Carter	2	16	8.0	11	0	
Greg Garrity	2	16	8.0	8	0	

INTERCEPTIONS						
Rams	No	Yds	Avg	LG	TD	
LeRoy Irvin	1	0	0.0	0	0	
Eagles	No	Yds	Avg	LG	TD	
Izel Jenkins	1	33	33.0	33	0	
Seth Joyner	1	1	1.0	1	0	

PUNTING							
Rams	No	Yds	Avg	LG	TB IN20	Bik	
Dale Hatcher	7	259	37.0	47	2	2	0
Eagles	No	Yds	Avg	LG	TB IN20	Bik	
Rick Tuten	8	307	38.4	43	0	2	0
Randall Cunningham	1	20	20.0	20	0	0	0

PUNT RETURNS						
Rams	No	FC	Yds	Avg	LG	TD
Darryl Henley	3	1	15	5.0	7	0
Eagles	No	FC	Yds	Avg	LG	TD
Anthony Edwards	2	1	5	2.5	3	0

KICKOFF RETURNS						
Rams	No	Yds	Avg	LG	TD	
Ron Brown	1	14	14.0	14	0	
Robert Delpino	1	0	0.0	0	0	
Eagles	No	Yds	Avg	LG	TD	
Anthony Edwards	3	37	12.3	18	0	
Mark Higgs	1	15	15.0	15	0	

SACKS
Rams: Kevin Greene 2-27
Eagles: Reggie White 1-9, Jerome Brown 1-7

RAMS STARTERS

WR	Willie Anderson	DT	Shawn Miller
LT	Irv Pankey	NT	Alvin Wright
LG	Tom Newberry	DT	Mike Piel
C	Doug Smith	OLB	Kevin Greene
RG	Tony Slaton	ILB	Larry Kelm
RT	Jackie Slater	ILB	Fred Strickland
TE	Damone Johnson	OLB	Mike Wilcher
WR	Henry Ellard	LC	Jerry Gray
QB	Jim Everett	RC	LeRoy Irvin
RB	Greg Bell	SS	Vince Newsome
WR	Aaron Cox	FS	Michael Stewart

PASSING							
Rams	Att	Com	Yds	Tkd/Yd	TD	LG	IN
Jim Everett	33	18	281	2/16	2	55	2
Eagles	Att	Com	Yds	Tkd/Yd	TD	LG	IN
Randall Cunningham	40	24	238	2/27	0	30	1



1988 NFC Wildcard Game / Vikings 28, Rams 17

Hubert H. Humphrey Metrodome, Minneapolis, MN • Monday, December 26, 1988



RAMS 0 7 3 7-17
Minnesota 14 0 7 7-28

MIN - Anderson 7-yard run (Nelson kick)
MIN - Rice 17-yard run (Nelson kick)
RAMS - D. Johnson 3-yard pass from Everett (Lansford kick)
MIN - Anderson 1-yard run (Nelson kick)
RAMS - FG Lansford 43
MIN - Hilton 5-yard pass from Wilson (Nelson kick)
RAMS - Holohan 11-yard pass from Everett (Lansford kick)
PAID ATT -- 57,666

	RAMS	VIKES
First Downs	19	20
Rushing	4	7
Passing	15	11
Penalty	0	2
Third Down Efficiency	6-15-40%	6-14-43%
Fourth Down Efficiency	0-1-0%	0-0-0%
Total Net Yards	342	310
Total Offensive Plays	70	66
Avg. Gain Per Play	4.9	4.7
Rushes-Yards	24-107	33-103
Avg. Gain Per Rush	4.5	3.1
Net Passing Yards	235	207
Att-Comp-Int	45-19-3	28-17-0
Avg. Gain Per Pass	5.1	
6.3		
Sacks Allowed-Yards	1-12	5-46
Punts-Avg	5-48.2	7-41.6
Penalties-Yards	10-54	6-40
Fumbles-Lost	0-0	1-0
Time of Possession	26:06	33:54

RUSHING						
Rams	Att	Yds	Avg	LG	TD	
Greg Bell	17	91	5.4	22	0	
Jim Everett	2	8	4.0	6	0	
Robert Delpino	3	4	1.3	4	0	
Charles White	1	2	2.0	2	0	
Henry Ellard	1	2	2.0	2	0	
Vikings	Att	Yds	Avg	LG	TD	
Allen Rice	17	79	4.6	17	1	
Darrin Nelson	3	9	3.0	7	0	
Alfred Anderson	6	9	1.5	7	2	
Rick Fenney	2	5	2.5	3	0	
Wade Wilson	5	1	0.2	3	0	

RECEIVING						
Rams	No	Yds	Avg	LG	TD	
Henry Ellard	4	54	13.5	29	0	
Pete Holohan	3	44	14.7	24	1	
Buford McGee	4	34	8.5	19	0	
Robert Delpino	2	33	16.5	21	0	
Willie Anderson	2	29	14.5	17	0	
Damone Johnson	3	27	9.0	18	1	
Ron Brown	1	26	26.0	26	0	
Vikings	No	Yds	Avg	LG	TD	
Anthony Carter	4	102	25.5	46	0	
Jim Gustafson	2	52	26.0	34	0	
Hassan Jones	2	28	14.0	18	0	
Steve Jordan	1	19	19.0	19	0	
Rick Fenney	3	19	6.3	8	0	
Allen Rice	1	12	12.0	12	0	
Alfred Anderson	2	10	5.0	5	0	
Darrin Nelson	1	6	6.0	6	0	
Carl Hilton	1	5	5.0	5	1	

INTERCEPTIONS						
Rams	No	Yds	Avg	LG	TD	
None						
Vikings	No	Yds	Avg	LG	TD	
Joey Browner	2	40	20.0	26	0	
Scott Studwell	1	0	0.0	0	0	

PUNTING							
Rams	No	Yds	Avg	LG	TB IN20	Bik	
Dale Hatcher	5	241	48.2	63	0	2	0
Vikings	No	Yds	Avg	LG	TB IN20	Bik	
Bucky Scribner	7	291	41.6	51	0	1	0

PUNT RETURNS						
Rams	No	FC	Yds	Avg	LG	TD
Clifford Hicks	4	0	46	11.5	32	0
Mickey Sutton	1	0	14	14.0	14	0
Vikings	No	FC	Yds	Avg	LG	TD
Anthony Carter	1	2	1	1.0	1	0
Leo Lewis	1	0	14	14.0	14	0

KICKOFF RETURNS						
Rams	No	Yds	Avg	LG	TD	
Ron Brown	4	71	17.8	22	0	
Robert Delpino	1	35	35.0	35	0	
Vikings	No	Yds	Avg	LG	TD	
Darryl Harris	3	58	19.3	20	0	

SACKS
Rams: Kevin Greene 3-19, Fred Strickland 2-27
Vikings: Joey Browner 1-12

RAMS STARTERS

WR	Aaron Cox	LE	Doug Reed
LT	Irv Pankey	NT	Alvin Wright
LG	Tom Newberry	RE	Shawn Miller
C	Doug Smith	OLB	Kevin Greene
RG	Duval Love	ILB	Carl Ekern
RT	Jackie Slater	ILB	Jim Collins
TE	Damone Johnson	OLB	Mike Wilcher
WR	Henry Ellard	LC	Jerry Gray
QB	Jim Everett	RC	LeRoy Irvin
FB	Buford McGee	SS	Johnnie Johnson
RB	Greg Bell	FS	Michael Stewart

PASSING							
Rams	Att	Com	Yds	Tkd/Yd	TD	LG	IN
Jim Everett	45	19	247	1/12	2	29	3
Vikings	Att	Com	Yds	Tkd/Yd	TD	LG	IN
Wade Wilson	28	17	253	5/46	1	46	0



1986 NFC Wildcard Game / Washington 19, Rams 7

RFK Stadium, Washington, D.C. • Sunday, December 28, 1986



RAMS	0	0	0	7	7
Washington	10	3	3	3	-19
WAS - FG Atkinson 25					
WAS - Bryant 14-yard pass from Schroeder (Atkinson kick)					
WAS - FG Atkinson 20					
WAS - FG Atkinson 38					
RAMS - House 12-yard pass from Everett (Lansford kick)					
WAS - FG Atkinson 19					
PAID ATT -- 54,130					

First Downs	RAMS	'SKINS
Rushing	16	15
Passing	9	9
Penalty	6	5
Penalty	1	1
Third Down Efficiency	5-10-50%	7-16-44%
Fourth Down Efficiency	0-1-0%	0-0-0%
Total Net Yards	324	228
Total Offensive Plays	53	64
Avg. Gain Per Play	6.1	3.6
Rushes-Yards	34-198	41-138
Avg. Gain Per Rush	5.8	3.4
Net Passing Yards	126	90
Att-Comp-Int	18-9-2	23-13-0
Avg. Gain Per Pass	6.6	3.9
Sacks Allowed-Yards	1-10	0-0
Punts-Avg	3-38.3	5-42.2
Penalties-Yards	8-78	6-45
Fumbles-Lost	4-4	1-1
Time of Possession	23:54	36:06

RAMS STARTERS

WR Kevin House	LE Doug Reed
LT Irv Pankey	NT Shawn Miller
LG Tom Newberry	RE Reggie Doss
C Doug Smith	LOLB Mel Owens
RG Dennis Harrah	LILB Mark Jerue
RT Jackie Slater	RILB Carl Ekern
TE David Hill	ROLB Mike Wilcher
WR Henry Ellard	LC Jerry Gray
QB Jim Everett	RC LeRoy Irvin
RB Barry Redden	FS Vince Newsome
RB Eric Dickerson	SS Nolan Cromwell

RUSHING						
Rams	Att	Yds	Avg	LG	TD	
Eric Dickerson	26	158	6.1	65	0	
Barry Redden	7	28	4.0	13	0	
Jim Everett	1	12	12.0	12	0	
Redskins	Att	Yds	Avg	LG	TD	
George Rogers	29	115	4.0	15	0	
Kelvin Bryant	4	17	4.3	9	0	
Keith Griffin	5	8	1.6	4	0	
Jay Schroeder	3	-2	-0.7	0	0	

RECEIVING						
Rams	No	Yds	Avg	LG	TD	
Kevin House	3	70	23.3	45	1	
David Hill	3	27	9.0	13	0	
Barry Redden	1	20	20.0	20	0	
Henry Ellard	1	14	14.0	14	0	
Darren Long	1	5	5.0	5	0	
Redskins	No	Yds	Avg	LG	TD	
Art Monk	5	34	6.8	11	0	
Kelvin Bryant	2	18	9.0	14t	1	
Ricky Sanders	2	15	7.5	10	0	
Gary Clark	1	8	8.0	8	0	
Don Warren	1	7	7.0	7	0	
Clint Didier	1	4	4.0	4	0	
George Rogers	1	4	4.0	4	0	

INTERCEPTIONS						
Rams	No	Yds	Avg	LG	TD	
None						
Redskins	No	Yds	Avg	LG	TD	
Alvin Walton	1	16	16.0	16	0	
Barry Wilburn	1	2	2.0	2	0	

PUNTING							
Rams	No	Yds	Avg	LG	TB	IN20	Bik
Dale Hatcher	3	115	38.3	42	0	0	0
Redskins	No	Yds	Avg	LG	TB	IN20	Bik
Steve Cox	5	211	42.2	51	0	2	0

PUNT RETURNS							
Rams	No	FC	Yds	Avg	LG	TD	
Henry Ellard	2	0	23	11.5	14	0	
Johnnie Johnson	0	1	0	0.0	0	0	
Redskins	No	FC	Yds	Avg	LG	TD	
Eric Yarber	2	0	8	4.0	9	0	

KICKOFF RETURNS							
Rams	No	Yds	Avg	LG	TD		
Charles White	3	42	14.0	27	0		
Mickey Sutton	2	37	18.5	20	0		
Mike McDonald	1	7	7.0	7	0		
Redskins	No	Yds	Avg	LG	TD		
Dwight Garner	2	27	13.5	14	0		

SACKS
Rams: None
Redskins: Charles Mann 1-10

PASSING

Rams	Att	Com	Yds	Tkd/Yd	TD	LG	IN
Jim Everett	18	9	136	1/10	1	45	2
Redskins	Att	Com	Yds	Tkd/Yd	TD	LG	IN
Jay Schroeder	23	13	90	0/0	1	14	0



1985 NFC Championship Game / Bears 24, Rams 0

Soldier Field, Chicago, IL • Sunday, January 12, 1986



RAMS	0	0	0	0	0
Chicago	10	0	7	7	-24

CHI - McMahon 16-yard run (Butler kick)
 CHI - FG Butler 34
 CHI - Gault 22-yard pass from McMahon (Butler kick)
 CHI - Marshall 52-yard fumble return (Butler kick)
 PAID ATT -- 63,522

First Downs	RAMS	BEARS
Rushing	9	13
Passing	5	5
Penalty	3	8
Penalty	1	0
Third Down Efficiency	2-14-14%	4-16-25%
Fourth Down Efficiency	0-0-0%	1-1-100%
Total Net Yards	130	232
Total Offensive Plays	60	61
Avg. Gain Per Play	2.2	3.8
Rushes-Yards	26-86	33-91
Avg. Gain Per Rush	3.3	2.8
Net Passing Yards	44	141
Att-Comp-Int	31-10-1	25-16-0
Avg. Gain Per Pass	1.3	5.0
Sacks Allowed-Yards	3-22	3-23
Punts-Avg	11-39.2	10-36.3
Penalties-Yards	4-25	6-48
Fumbles-Lost	4-2	3-1
Time of Possession	25:33	34:27

RAMS STARTERS

WR Henry Ellard	LE Doug Reed
LTI rv Pankey	NT Charles DeJurnett
LG Kent Hill	RE Reggie Doss
C Tony Slaton	LOLB Mel Owens
RG Dennis Harrah	LILB Carl Ekern
RT Jackie Slater	RILB Jim Collins
TE David Hill	ROLB Mike Wilcher
WR Ron Brown	LC Gary Green
RB Barry Redden	RC LeRoy Irvin
QB Dieter Brock	SS Nolan Cromwell
RB Eric Dickerson	FS Johnnie Johnson

RUSHING						
Rams	Att	Yds	Avg	LG	TD	
Eric Dickerson	17	46	2.7	9	0	
Barry Redden	9	40	4.4	12	0	
Bears	Att	Yds	Avg	LG	TD	
Walter Payton	18	32	1.8	8	0	
Matt Suhey	6	23	3.8	9	0	
Jim McMahon	4	28	7.0	16t	1	
Calvin Thomas	3	-1	-0.3	1	0	
Dennis Gentry	2	9	4.5	7	0	

RECEIVING						
Rams	No	Yds	Avg	LG	TD	
Tony Hunter	3	29	6.7	15	0	
Ron Brown	2	14	7.0	11	0	
Eric Dickerson	3	10	3.3	7	0	
Bobby Duckworth	1	8	8.0	8	0	
Henry Ellard	1	5	5.0	5	0	
Bears	No	Yds	Avg	LG	TD	
Walter Payton	7	48	6.9	19	0	
Willie Gault	4	56	14.0	22t	1	
Emery Moorehead	2	28	14.0	20	0	
Dennis McKinnon	1	17	17.0	17	0	
Tim Wrightman	1	8	8.0	8	0	
Matt Suhey	1	7	7.0	7	0	

INTERCEPTIONS						
Rams	No	Yds	Avg	LG	TD	
None						
Bears	No	Yds	Avg	LG	TD	
Leslie Frazier	1	-3	-3.0	3	0	

PUNTING							
Rams	No	Yds	Avg	LG	TB	IN20	Bik
Dale Hatcher	11	431	39.2	51	0	3	0
Bears	No	Yds	Avg	LG	TB	IN20	Bik
Maury Buford	10	363	36.3	55	0	2	0

PUNT RETURNS							
Rams	No	FC	Yds	Avg	LG	TD	
Henry Ellard	1	0	6	6.0	6	0	
Johnnie Johnson	2	1	6	3.0	3	0	
LeRoy Irvin	1	0	4	4.0	4	0	
Bears	No	FC	Yds	Avg	LG	TD	
Keith Duergo	4	0	21	5.3	8	0	
Dave Duerson	0	1	0	0.0	0	0	
Reggie Phillips	1	0	0	0.0	0	0	

KICKOFF RETURNS							
Rams	No	Yds	Avg	LG	TD		
Ron Brown	3	63	21.0	45	0		
Barry Redden	1	13	13.0	13	0		
Bears	No	Yds	Avg	LG	TD		
Dennis Gentry	1	22	22.0	22	0		

SACKS
Rams: Doug Reed 2-13, Reggie Doss 1-7
Bears: Richard Dent 1-11, William Perry 1-7, De Hampton 1-4

PASSING

Rams	Att	Com	Yds	Tkd/Yd	TD	LG	IN
Dieter Brock	31	10	66	3/22	0	15	1
Bears	Att	Com	Yds	Tkd/Yd	TD	LG	IN
Jim McMahon	25	16	164	3/23	1	22t	0



1985 NFC Divisional Round Game / Rams 20, Cowboys 0

Anaheim Stadium, Anaheim, CA • Saturday, January 4, 1986



Dallas 0 0 0 0 - 0
RAMS 3 0 10 7 - 20

RAMS - FG Lansford 33
RAMS - Dickerson 55-yard run (Lansford kick)
RAMS - FG Lansford 34
RAMS - Dickerson 40-yard run (Lansford kick)
PAID ATT -- 66,351

	BOYS	RAMS
First Downs	15	15
Rushing	3	11
Passing	12	3
Penalty	0	1
Third Down Efficiency	3-14-21%	3-15-20%
Fourth Down Efficiency	2-4-50%	0-1-0%
Total Net Yards	243	316
Total Offensive Plays	66	64
Avg. Gain Per Play	3.7	4.9
Rushes-Yards	18-61	41-269
Avg. Gain Per Rush	3.4	6.6
Net Passing Yards	182	47
Att-Comp-Int	43-24-3	22-6-1
Avg. Gain Per Pass	3.8	2.0
Sacks Allowed-Yards	5-35	1-3
Punts-Avg	7-46.9	7-40.7
Penalties-Yards	5-30	2-29
Fumbles-Lost	3-3	3-1
Time of Possession	30:45	29:15

RUSHING					
Cowboys	Att	Yds	Avg	LG	TD
Tony Dorsett	17	58	3.4	14	0
Timmy Newsome	1	3	3.0	3	0
Rams	Att	Yds	Avg	LG	TD
Eric Dickerson	34	248	7.3	55t	2
Barry Redden	6	21	3.5	7	0
Dieter Brock	1	0	0.0	0	0

INTERCEPTIONS					
Cowboys	No	Yds	Avg	LG	TD
Everson Walls	1	20	20.0	20	0
Rams	No	Yds	Avg	LG	TD
LeRoy Irvin	1	55	55.0	55	0
Jerry Gray	1	10	10.0	10	0
Gary Green	1	1	1.0	1	0

RECEIVING					
Cowboys	No	Yds	Avg	LG	TD
Tony Dorsett	8	80	10.0	22	0
Doug Cosbie	6	61	10.2	21	0
Tony Hill	5	41	8.2	14	0
Timmy Newsome	3	10	3.3	7	0
Karl Powe	1	19	19.0	19	0
James Jones	1	6	6.0	6	0
Rams	No	Yds	Avg	LG	TD
Henry Ellard	2	33	16.5	21	0
Barry Redden	1	15	15.0	15	0
David Hill	1	3	3.0	3	0
Tony Hunter	1	3	3.0	3	0
Eric Dickerson	1	-4	-4.0	-4	0

PUNTING							
Cowboys	No	Yds	Avg	LG	TB	IN20	Blk
Mike Saxon	7	328	46.9	53	2	2	0
Rams	No	Yds	Avg	LG	TB	IN20	Blk
Dale Hatcher	7	285	40.7	55	0	2	0

PUNT RETURNS							
Cowboys	No	FC	Yds	Avg	LG	TD	
Gordon Banks	4	3	30	7.5	23	0	
Rams	No	FC	Yds	Avg	LG	TD	
Henry Ellard	4	0	37	9.3	23	0	

KICKOFF RETURNS							
Cowboys	No	Yds	Avg	LG	TD		
Kenny Duckett	4	99	24.8	32	0		
James Jones	1	11	11.0	11	0		
Rams	No	Yds	Avg	LG	TD		
Charles White	1	14	14.0	14	0		

SACKS
Cowboys: Ed Jones 1-3
Rams: Gary Jeter 3-25, Mike Wilcher 1-8, Kevin Greene 1-2

RAMS STARTERS

WR Henry Ellard	LE Doug Reed
LT Irv Pankey	NT Charles DeJurnett
LG Kent Hill	RE Reggie Doss
C Tony Slaton	LOLB Mel Owens
RG Dennis Harrah	LILB Carl Ekern
RT Jackie Slater	RILB Jim Collins
TE David Hill	ROLB Mike Wilcher
WR Ron Brown	LC Gary Green
RB Barry Redden	RC LeRoy Irvin
QB Dieter Brock	SS Nolan Cromwell
RB Eric Dickerson	FS Johnnie Johnson

PASSING

Cowboys	Att	Com	Yds	Tkd/Yd	TD	LG	IN
Danny White	43	24	217	5/35	0	22	3
Rams	Att	Com	Yds	Tkd/Yd	TD	LG	IN
Dieter Brock	22	6	50	1/3	0	21	1



1984 NFC Wildcard Game / Giants 16, Rams 13

Anaheim Stadium, Anaheim, CA • Sunday, December 23, 1984



New York Giants 10 0 6 0 - 16
RAMS 0 3 7 3 - 13

NYG - FG Haji-Sheikh 37
NYG - Carpenter 1-yard run (Haji-Sheikh kick)
RAMS - FG Lansford 38
NYG - FG Haji-Sheikh 39
RAMS - Dickerson 14-yard run (Lansford kick)
NYG - FG Haji-Sheikh 36
RAMS - FG Lansford 22
PAID ATT -- 67,037

	GIANTS	RAMS
First Downs	16	12
Rushing	5	5
Passing	8	5
Penalty	3	2
Third Down Efficiency	8-16-50%	2-9-22%
Fourth Down Efficiency	0-0-0%	0-1-0%
Total Net Yards	192	214
Total Offensive Plays	62	43
Avg. Gain Per Play	3.1	5.0
Rushes-Yards	27-40	26-107
Avg. Gain Per Rush	1.5	4.1
Net Passing Yards	152	107
Att-Comp-Int	31-22-0	15-11-0
Avg. Gain Per Pass	4.3	6.3
Sacks Allowed-Yards	4-27	2-2
Punts-Avg	4-38.8	4-37.8
Penalties-Yards	5-81	10-75
Fumbles-Lost	3-0	2-2
Time of Possession	34:03	25:57

RUSHING					
Giants	Att	Yds	Avg	LG	TD
Rob Carpenter	13	20	1.5	8	1
Joe Morris	10	21	2.1	6	0
Phil Simms	4	-1	-0.3	3	0
Rams	Att	Yds	Avg	LG	TD
Eric Dickerson	23	107	4.7	24	1
Dwayne Crutchfield	2	-2	-1.0	1	0
Jeff Kemp	1	2	2.0	2	0

INTERCEPTIONS					
Giants	No	Yds	Avg	LG	TD
None					
Rams	No	Yds	Avg	LG	TD
None					

RECEIVING					
Giants	No	Yds	Avg	LG	TD
Rob Carpenter	7	23	3.3	8	0
Zeke Mowatt	7	73	10.4	24	0
Lionel Manuel	3	52	17.3	25	0
Earnest Gray	2	20	10.0	11	0
Bobby Johnson	1	6	6.0	6	0
Tony Galbreath	1	3	3.0	3	0
Joe Morris	1	2	2.0	2	0
Rams	No	Yds	Avg	LG	TD
Ron Brown	3	32	10.7	19	0
Mike Barber	3	31	10.3	16	0
Henry Ellard	2	22	11.0	20	0
James McDonald	2	18	9.0	11	0
David Hill	1	6	6.0	6	0

PUNTING							
Giants	No	Yds	Avg	LG	TB	IN20	Blk
Dave Jennings	4	155	38.8	47	0	2	0
Rams	No	Yds	Avg	LG	TB	IN20	Blk
John Misko	4	151	37.8	42	0	0	0

PUNT RETURNS							
Giants	No	FC	Yds	Avg	LG	TD	
Lionel Manuel	3	1	25	8.3	17	0	
Rams	No	FC	Yds	Avg	LG	TD	
Henry Ellard	2	0	17	8.5	14	0	

KICKOFF RETURNS							
Giants	No	Yds	Avg	LG	TD		
Kenny Hill	3	49	16.3	18	0		
Frank Cephus	1	20	20.0	20	0		
Rams	No	Yds	Avg	LG	TD		
Barry Redden	5	92	18.4	27	0		

SACKS
Giants: George Martin 1-2, Lawrence Taylor 1-0
Rams: Charles DeJurnett 1-10, Carl Ekern 1-10, Ji Collins 1-5, Mike Wilcher 1-2

RAMS STARTERS

WR Drew Hill	LE Jack Youngblood
LT Irv Pankey	NT Greg Meisner
LG Kent Hill	RE Reggie Doss
C Doug Smith	LOLB Mel Owens
RG Dennis Harrah	LILB Carl Ekern
RT Bill Bain	RILB Jim Collins
TE David Hill	ROLB Mike Wilcher
WR Henry Ellard	LC Gary Green
UB James McDonald	RC LeRoy Irvin
QB Jeff Kemp	SS Vince Newsome
RB Eric Dickerson	FS Johnnie Johnson

PASSING

Giants	Att	Com	Yds	Tkd/Yd	TD	LG	IN
Phil Simms	31	22	179	4/27	0	25	0
Rams	Att	Com	Yds	Tkd/Yd	TD	LG	IN
Jeff Kemp	15	11	109	2/2	0	20	0



1983 NFC Divisional Round / Washington 51, Rams 7



RFK Stadium, Washington, D.C. • Sunday, January 1, 1984

RAMS 0 7 0 0 - 7
Washington 17 21 6 7 - 51

WAS - Riggins 3-yard run (Moseley kick)
WAS - Monk 40-yard pass from Theismann (Moseley kick)
WAS - FG Moseley 42
WAS - Riggins 1-yard run (Moseley kick)
RAMS - Dennard 32-yard pass from Ferragamo (Lansford kick)
WAS - Monk 21-yard pass from Theismann (Moseley kick)
WAS - Riggins 1-yard run (Moseley kick)
WAS - FG Moseley 36
WAS - FG Moseley 41
WAS - Green 72-yard interception return (Moseley kick)
PAID ATT -- 55,363

	RAMS	'SKINS
First Downs	12	23
Rushing	2	10
Passing	9	12
Penalty	1	1
Third Down Efficiency	3-14-21%	8-15-53%
Fourth Down Efficiency	1-2-50%	0-1-0%
Total Net Yards	204	445
Total Offensive Plays	62	65
Avg. Gain Per Play	3.3	6.8
Rushes-Yards	16-51	40-130
Avg. Gain Per Rush	3.2	3.3
Net Passing Yards	153	315
Att-Comp-Int	43-20-3	25-20-0
Avg. Gain Per Pass	3.3	12.6
Sacks Allowed-Yards	3-22	0-0
Punts-Avg	7-33.8	3-28.0
Penalties-Yards	7-41	6-55
Fumbles-Lost	.2-1	2-1
Time of Possession	35:25	24:35

RUSHING					
Rams	Att	Yds	Avg	LG	TD
Eric Dickerson	10	16	1.6	4	0
A.J. Jones	4	28	7.0	19	0
Barry Redden	2	7	3.5	4	0
Redskins	Att	Yds	Avg	LG	TD
John Riggins	25	119	4.8	16	3
Joe Washington	5	-2	-0.4	1	0
Nick Gaiquinto	4	9	2.3	3	0
Reggie Evans	3	4	1.3	4	0
Otis Wonsley	2	3	1.5	2	0
Bob Holly	1	-3	-3.0	-3	0

RECEIVING					
Rams	No	Yds	Avg	LG	TD
Eric Dickerson	6	9	1.5	3	0
Mike Guman	5	29	5.8	8	0
Mike Barber	3	42	14.0	18	0
Henry Ellard	3	39	13.0	15	0
Preston Dennard	2	50	25.0	32t	1
David Hill	1	6	6.0	6	0
Redskins	No	Yds	Avg	LG	TD
Charlie Brown	6	171	28.5	38	0
Art Monk	4	60	15.0	40t	2
Don Warren	3	23	7.7	12	0
Nick Gaiquinto	2	17	8.5	11	0
Alvin Garrett	2	13	6.5	7	0
Rick Walker	1	14	14.0	14	0
Joe Washington	1	10	10.0	10	0
Clint Didier	1	7	7.0	7	0

INTERCEPTIONS					
Rams	No	Yds	Avg	LG	TD
None					
Redskins	No	Yds	Avg	LG	TD
Darrell Green	1	72	72.0	72t	1
Ken Coffey	1	0	0.0	0	0
Anthony Washington	1	0	0.0	0	0

PUNTING							
Rams	No	Yds	Avg	LG	TB	IN20	Bik
John Misko	7	227	33.8	40	0	1	0
Redskins	No	Yds	Avg	LG	TB	IN20	Bik
Jeff Hayes	3	84	28.0	29	0	2	0

PUNT RETURNS							
Rams	No	FC	Yds	Avg	LG	TD	
Henry Ellard	1	0	4	4.0	4	0	
Johnnie Johnson	0	2	0	0.0	0	0	
Redskins	No	FC	Yds	Avg	LG	TD	
Nick Gaiquinto	3	3	56	18.7	48	0	

KICKOFF RETURNS							
Rams	No	Yds	Avg	LG	TD		
Henry Ellard	7	120	17.1	37	0		
Barry Redden	2	22	11.0	13	0		
Eric Williams	1	9	9.0	9	0		
Redskins	No	Yds	Avg	LG	TD		
Alvin Garrett	2	47	23.5	38	0		

SACKS
Rams: None
Redskins: Rich Milot 1-9, Charles Mann 1-8, Dexter Manley 1-5

RAMS STARTERS			
WR	Preston Dennard	LE	Jack Youngblood
LT	Bill Bain	NT	Gregg Meisner
LG	Kent Hill	RE	Reggie Doss
C	Doug Smith	LOLB	Mel Owens
RG	Dennis Harrah	LILB	Jim Collins
RT	Jackie Slater	RILB	Carl Ekern
TE	Mike Barber	ROLB	George Andrews
WR	George Farmer	LC	Eric Harris
UB	David Hill	RC	LeRoy Irvin
QB	Vince Ferragamo	FS	Johnnie Johnson
RB	Eric Dickerson	SS	Nolan Cromwell

PASSING								
Rams	Att	Com	Yds	Tkd/Yd	TD	LG	IN	
Vince Ferragamo	43	20	175	3/22	1	32	3	
Redskins	Att	Com	Yds	Tkd/Yd	TD	LG	IN	
Joe Theismann	23	18	302	0/0	2	48	0	
Bob Holly	2	2	13	0/0	0	7	0	



1983 NFC Wildcard Game / Rams 24, Cowboys 17



TEXAS STADIUM, DALLAS, TX • MONDAY, DECEMBER 26, 1983

RAMS 7 0 7 10 - 24
Dallas 0 7 3 7 - 17

RAMS - Hill 18-yard pass from Ferrago (Lansford kick)
DAL - Hill 14-yard pass from White (Septien kick)
DAL - FG Septien 41
RAMS - Dennard 16-yard pass from Ferragamo (Lansford kick)
RAMS - Farmer 8-yard pass from Ferragamo (Lansford kick)
RAMS - FG Lansford 20
DAL - Cosbie 2-yard pass from White (Septien kick)
PAID ATT -- 63,536

	RAMS	'BOYS
First Downs	19	24
Rushing	5	4
Passing	11	20
Penalty	3	0
Third Down Efficiency	4-13-31%	7-15-47%
Fourth Down Efficiency	0-1-0%	2-2-100%
Total Net Yards	243	363
Total Offensive Plays	63	76
Avg. Gain Per Play	3.5	4.8
Rushes-Yards	30-94	20-63
Avg. Gain Per Rush	3.1	3.2
Net Passing Yards	149	300
Att-Comp-Int	31-16-0	53-32-3
Avg. Gain Per Pass	4.5	5.3
Sacks Allowed-Yards	2-14	3-30
Punts-Avg	6-37.3	5-31.4
Penalties-Yards	4-18	6-40
Fumbles-Lost	.0-0	2-1
Time of Possession	31:25	28:35

RUSHING					
Rams	Att	Yds	Avg	LG	TD
Eric Dickerson	23	99	3.4	20	0
Barry Redden	3	5	1.7	2	0
Vince Ferragamo	4	-10	-2.5	-2	0
Cowboys	Att	Yds	Avg	LG	TD
Tony Dorsett	17	59	3.5	11	0
Ron Springs	2	4	2.0	3	0
Danny White	1	0	0.0	0	0

RECEIVING					
Rams	No	Yds	Avg	LG	TD
George Farmer	5	47	9.4	18t	1
Preston Dennard	4	44	11.0	16t	1
Mike Barber	2	20	10.0	11	0
David Hill	2	19	8.5	18t	1
Eric Dickerson	2	11	5.5	8	0
Henry Ellard	1	22	22.0	22	0
Cowboys	No	Yds	Avg	LG	TD
Tony Hill	9	115	12.8	23	1
Ron Springs	6	38	6.3	12	0
Doug Cosbie	6	62	10.3	22	1
Tony Dorsett	4	12	3.0	6	0
Butch Johnson	3	20	6.7	12	0
Drew Pearson	2	49	24.5	30	0
Timmy Newsome	2	25	12.5	15	0
Billy Joe DuPree	1	9	9.0	9	0

INTERCEPTIONS					
Rams	No	Yds	Avg	LG	TD
LeRoy Irvin	1	94	94.0	94	0
Jim Collins	1	12	12.0	12	0
Mel Owens	1	5	5.0	5	0
Cowboys	No	Yds	Avg	LG	TD
None					

PUNTING							
Rams	No	Yds	Avg	LG	TB	IN20	Bik
John Misko	6	224	37.3	41	0	1	0
Cowboys	No	Yds	Avg	LG	TB	IN20	Bik
Danny White	5	157	31.4	40	0	1	0

PUNT RETURNS							
Rams	No	FC	Yds	Avg	LG	TD	
Henry Ellard	1	1	7	7.0	7	0	
Johnnie Johnson	1	0	3	3.0	3	0	
Cowboys	No	FC	Yds	Avg	LG	TD	
Gary Allen	4	0	16	4.0	16	0	

KICKOFF RETURNS							
Rams	No	Yds	Avg	LG	TD		
Henry Ellard	2	37	18.5	20	0		
Mike Guman	1	9	9.0	9	0		
Cowboys	No	Yds	Avg	LG	TD		
Ron Fellows	4	68	17.0	33	0		
Ron Springs	1	12	12.0	12	0		

SACKS
Rams: Gary Jeter 1-11, Charles DeJumett 1-10, Mel Owens 1-9
Cowboys: Bill Bates 1-8, Ed Jones 1-6

RAMS STARTERS			
WR	Preston Dennard	LE	Jack Youngblood
LT	Bill Bain	NT	Greg Meisner
LG	Kent Hill	RE	Reggie Doss
C	Doug Smith	LOLB	Mel Owens
RG	Dennis Harrah	LILB	Jim Collins
RT	Jackie Slater	RILB	Carl Ekern
TE	Mike Barber	ROLB	George Andrews
WR	George Farmer	LC	Eric Harris
UB	Mike Guman	RC	LeRoy Irvin
QB	Vince Ferragamo	FS	Johnnie Johnson
RB	Eric Dickerson	SS	Nolan Cromwell

PASSING								
Rams	Att	Com	Yds	Tkd/Yd	TD	LG	IN	
Vince Ferragamo	30	15	162	2/14	3	22	0	
Eric Dickerson	1	1	1	0/0	0	1	0	
Cowboys	Att	Com	Yds	Tkd/Yd	TD	LG	IN	
Danny White	53	32	330	3/30	2	30	3	



1980 NFC Wildcard Game / Cowboys 34, Rams 13

Texas Stadium, Dallas, TX • Sunday, December 28 1980



RAMS 6 7 0 0-13
Dallas 3 10 14 7-34

DAL - FG Septien 28
RAMS - Thomas 1-yard run (kick blocked)
DAL - FG Septien 29
RAMS - Dennard 21-yard pass from Ferragamo (Corral kick)
DAL - Dorsett 12-yard run (Septien kick)
DAL - Dorsett 10-yard pass from White (Septien kick)
DAL - Johnson 35-yard pass from White (Septien kick)
DAL - Pearson 11-yard pass from White (Septien kick)
PAID ATT -- 63,052

	RAMS	BOYS
First Downs	15	29
Rushing	6	19
Passing	7	9
Penalty	2	1
Third Down Efficiency	7-14-50%	8-12-67%
Total Net Yards	260	528
Total Offensive Plays	55	71
Avg. Gain Per Play	4.7	7.4
Rushes-Yards	24-92	46-338
Avg. Gain Per Rush	3.8	7.3
Net Passing Yards	168	190
Att-Comp-Int	30-14-3	25-12-3
Avg. Gain Per Pass	5.4	7.6
Sacks Allowed-Yards	1-7	0-0
Punts-Avg	6-39.3	2-44.5
Penalties-Yards	5-50	11-79
Fumbles-Lost	1-0	2-0
Time of Possession	21:49	38:11

RUSHING						
	Att	Yds	Avg	LG	TD	
Rams						
Jewerl Thomas	14	48	3.4	12	1	
Cullen Bryant	10	44	4.4	14	0	
Cowboys						
Tony Dorsett	22	160	7.3	23	1	
Ron Springs	4	58	14.5	32	0	
Robert Newhouse	11	46	4.2	16	0	
James Jones	5	38	7.6	22	0	
Timmy Newsome	2	34	17.0	19	0	
Danny White	2	2	1.0	2	0	

RECEIVING						
	No	Yds	Avg	LG	TD	
Rams						
Preston Dennard	6	117	19.5	32	1	
Jewerl Thomas	3	26	8.7	20	0	
Terry Nelson	1	12	12.0	12	0	
Billy Waddy	1	9	9.0	9	0	
Cullen Bryant	2	7	3.5	5	0	
Mike Guman	1	5	5.0	5	0	
Cowboys						
Drew Pearson	4	60	15.0	19	1	
Tony Dorsett	3	28	9.3	15	1	
Jay Saldi	2	52	26.0	37	0	
Butch Johnson	1	35	35.0	35	1	
Tony Hill	1	8	8.0	8	0	
Billy Joe DuPree	1	7	7.0	7	0	

INTERCEPTIONS						
	No	Yds	Avg	LG	TD	
Rams						
Nolan Cromwell	1	44	44.0	44	0	
Lucious Smith	1	7	7.0	7	0	
LeRoy Irvin	1	0	0.0	0	0	
Cowboys						
Aaron Mitchell	1	12	12.0	12	0	
Steve Wilson	1	8	8.0	8	0	
Dextor Clinkscale	1	2	2.0	2	0	

PUNTING						
	No	Yds	Avg	LG	TB	IN20
Rams						
Frank Corral	6	236	39.3	43	0	2
Cowboys						
Danny White	2	89	44.5	47	0	1

PUNT RETURNS						
	No	FC	Yds	Avg	LG	TD
Rams						
LeRoy Irvin	1	0	2	2.0	2	0
Cowboys						
James Jones	5	0	81	16.2	43	0

KICKOFF RETURNS						
	No	Yds	Avg	LG	TD	
Rams						
Drew Hill	5	110	22.0	27	0	
Lucious Smith	1	10	10.0	10	0	
Cowboys						
James Jones	3	72	24.0	33	0	

SACKS
Rams: None
Cowboys: Bruce Thornton 1-7

RAMS STARTERS

WR	Preston Dennard	LE	Jack Youngblood
LT	Doug France	LDT	Cody Jones
LG	Kent Hill	RDT	Larry Brooks
C	Rich Saul	RE	Fred Dryer
RG	Dennis Harrah	LLB	Jim Youngblood
RT	Jackie Slater	MLB	Jack Reynolds
TE	Victor Hicks	RLB	George Andrews
WR	Billy Waddy	LC	LeRoy Irvin
QB	Vince Ferragamo	RC	Rod Perry
HB	Jewerl Thomas	SS	Johnnie Johnson
FB	Cullen Bryant	FS	Nolan Cromwell

PASSING									
	Att	Com	Yds	Tkd/Yd	TD	LG	IN		
Rams									
Vince Ferragamo	30	14	176	1/7	1	32	3		
Cowboys									
Danny White	25	12	190	0/0	3	37	3		



Super Bowl XIV / Steelers 31, Rams 19

Rose Bowl, Pasadena, CA • Sunday, January 20, 1980



PIT - FG Bahr 41
RAMS - Bryant 1-yard run (Corral kick)
PIT - Harris 1-yard run (Bahr kick)
RAMS - FG Corral 31
RAMS - FG Corral 45
PIT - Swann 47-yard pass from Bradshaw (Bahr kick)
RAMS - Smith 24-yard pass from McCutcheon (kick failed)
PIT - Stallworth 73-yard pass from Bradshaw (Bahr kick)
PIT - Harris 1-yard run (Bahr kick)
PAID ATT -- 103,985

	RAMS	STEELERS
First Downs	16	19
Rushing	6	8
Passing	9	10
Penalty	1	1
Third Down Efficiency	6-16-38%	9-14-64%
Total Net Yards	301	393
Total Offensive Plays	59	58
Avg. Gain Per Play	5.1	6.8
Rushes-Yards	29-107	37-84
Avg. Gain Per Rush	3.7	2.3
Net Passing Yards	194	309
Att-Comp-Int	26-16-1	21-14-3
Avg. Gain Per Pass	6.5	14.7
Sacks Allowed-Yards	4-42	0-0
Punts-Avg	5-44.0	2-42.5
Penalties-Yards	2-26	6-65
Fumbles-Lost	0-0	0-0
Time of Possession	29:30	30:30

RUSHING						
	Att	Yds	Avg	LG	TD	
Rams						
Wendell Tyler	17	60	3.5	39	0	
Cullen Bryant	6	30	5.0	14	1	
Lawrence McCutcheon	5	10	2.0	6	0	
Vince Ferragamo	1	7	7.0	7	0	
Steelers						
Franco Harris	20	46	2.3	12	2	
Rocky Bleier	10	25	2.5	9	0	
Terry Bradshaw	3	9	3.0	6	0	
Sidney Thornton	4	4	1.0	5	0	

RECEIVING						
	No	Yds	Avg	LG	TD	
Rams						
Billy Waddy	3	75	25.0	50	0	
Preston Dennard	2	32	16.0	24	0	
Drew Hill	1	28	28.0	28	0	
Ron Smith	1	24	24.0	24	1	
Cullen Bryant	3	21	7.0	12	0	
Wendell Tyler	3	20	6.7	12	0	
Terry Nelson	2	20	10.0	14	0	
Lawrence McCutcheon	1	16	16.0	16	0	
Steelers						
Lynn Swann	5	79	15.8	47	1	
John Stallworth	3	121	40.3	73	1	
Franco Harris	3	66	22.0	13	0	
Sidney Thornton	1	22	22.0	22	0	
Bennie Cunningham	2	21	10.5	13	0	

PUNTING						
	No	Yds	Avg	LG	TB	IN20
Rams						
Ken Clark	5	220	44.0	59	0	0
Steelers						
Craig Colquitt	2	85	42.5	50	1	1

PUNT RETURNS						
	No	FC	Yds	Avg	LG	TD
Rams						
Eddie Brown	1	0	4	4.0	4	0
Steelers						
Theo Bell	2	0	17	8.5	11	0
Jim Smith	2	0	14	7.0	7	0

KICKOFF RETURNS						
	No	Yds	Avg	LG	TD	
Rams						
Eddie Hill	3	47	15.7	27	0	
Jim Jodat	2	32	16.0	16	0	
George Andrews	1	0	0.0	0	0	
Steelers						
Larry Anderson	5	162	32.4	45	0	

SACKS
Rams: None
Steelers: John Banaszak 1-14, Robin Cole 1-10, J.T. Thomas 1-10, Steve Furness 1-8

RAMS STARTERS

WR	Billy Waddy	LE	Jack Youngblood
LT	Doug France	LDT	Mike Fanning
LG	Kent Hill	RDT	Larry Brooks
C	Rich Saul	RE	Fred Dryer
RG	Dennis Harrah	LLB	Jim Youngblood
RT	Jackie Slater	MLB	Jack Reynolds
TE	Terry Nelson	RLB	Bob Brudzinski
WR	Preston Dennard	LC	Pat Thomas
QB	Vince Ferragamo	RC	Rod Perry
RB	Wendell Tyler	SS	Dave Elmendorf
RB	Cullen Bryant	FS	Nolan Cromwell

PASSING									
	Att	Com	Yds	Tkd/Yd	TD	LG	IN		
Rams									
Vince Ferragamo	25	15	212	4/42	0	50	1		
Lawrence McCutcheon	1	1	24	0/0	1	24	0		
Steelers									
Terry Bradshaw	21	14	309	0/0	2	73	3		



1979 NFC Championship Game / Rams 9, Bucs 0

Tampa Stadium, Tampa, FL • Sunday, January 6, 1980



RAMS 0 6 0 3 -9
Tampa Bay 0 0 0 0 -0

RAMS - FG Corral 19
RAMS - FG Corral 21
RAMS - FG Corral 23
PAID ATT -- 72,033

	RAMS	BUCS
First Downs	23	7
Rushing	13	4
Passing	8	3
Penalty	2	0
Third Down Efficiency	5-16-31%	3-17-18%
Total Net Yards	369	177
Total Offensive Plays	77	54
Avg. Gain Per Play	4.8	3.3
Rushes-Yards	53-216	26-92
Avg. Gain Per Rush	4.1	3.5
Net Passing Yards	153	85
Att-Comp-Int	23-12-0	27-5-1
Avg. Gain Per Pass	6.4	3.0
Sacks Allowed-Yards	1-10	1-11
Punts-Avg	5-37.2	8-37.1
Penalties-Yards	3-20	4-45
Fumbles-Lost	.1-1	1-0
Time of Possession	37:49	22:11

	Att	Yds	Avg	LG	TD
Rams					
Wendell Tyler	28	86	3.1	15	0
Cullen Bryant	18	106	5.9	12	0
Lawrence McCutcheon	6	26	4.3	13	0
Vince Ferragamo	1	-2	-2.0	-2	0
Buccaneers					
Ricky Bell	20	59	3.0	10	0
Jerry Eckwood	2	5	2.5	3	0
Johnny Davis	2	4	2.0	5	0
Larry Mucker	1	24	24.0	24	0
Mike Rae	1	0	0.0	0	0

	No	Yds	Avg	LG	TD
Rams					
Preston Dennard	3	56	18.7	35	0
Cullen Bryant	4	39	9.8	16	0
Charlie Young	3	39	13.0	22	0
Terry Nelson	1	15	15.0	15	0
Wendell Tyler	1	14	14.0	14	0
Buccaneers					
Isaac Hagins	2	42	21.0	25	0
Larry Mucker	1	42	42.0	42	0
Ricky Bell	2	12	6.0	42	0

	No	Yds	Avg	LG	TD
Rams					
Jim Youngblood	1	10	10.0	10	0
Buccaneers					
None					

	No	Yds	Avg	LG	TB	IN20	Bik
Rams							
Ken Clark	5	186	37.2	52	2	0	0
Buccaneers							
Tom Blanchard	8	297	37.1	53	0	0	0

	No	FC	Yds	Avg	LG	
Rams						
Eddie Brown	6	1	67	11.2	37	0
Buccaneers						
Danny Reece	2	0	14	7.0	7	0
Cecil Johnson	1	0	0	0.0	0	0

	No	Yds	Avg	LG	TD
Rams					
Eddie Hill	1	27	27.0	27	0
Buccaneers					
Isaac Hagins	4	106	26.5	31	0

SACKS
Rams: Mike Fanning 1-11
Buccaneers: Mark Cotney 1-10

RAMS STARTERS

WR Billy Waddy	LE Jack Youngblood
LT Doug France	LDT Mike Fanning
LG Kent Hill	RDT Larry Brooks
C Rich Saul	RE Fred Dryer
RG Dennis Harrah	LLB Jim Youngblood
RT Jackie Slater	MLB Jack Reynolds
TE Terry Nelson	RLB Bob Brudzinski
WR Preston Dennard	LC Pat Thomas
QB Vince Ferragamo	RC Rod Perry
RB Wendell Tyler	SS Dave Elmendorf
RB Cullen Bryant	FS Nolan Cromwell

	Att	Com	Yds	Tkd/Yd	TD	LG	IN
Rams							
Vince Ferragamo	23	12	163	1/10	0	35	0
Buccaneers							
Doug Williams	13	2	12	0/0	0	11	1
Mike Rae	13	2	42	1/11	0	25	0
Jerry Eckwood	1	1	42	0/0	0	42	0



1979 NFC Divisional Round Game / Rams 21, Cowboys 19

Texas Stadium, Dallas, TX • Sunday, December 30, 1979



RAMS 0 14 0 7 -21
Dallas 2 3 7 7 -19

DAL - White tackles Ferragamo in endzone for safety
RAMS - Tyler 20-yard pass from Ferragamo (Corral kick)
DAL - FG Septien 33
RAMS - Smith 43-yard pass from Ferragamo (Corral kick)
DAL - Springs 1-yard run (Septien kick)
DAL - Saldi 2-yard pass from Staubach (Septien kick)
RAMS - Waddy 50-yard pass from Ferragamo (Corral kick)
PAID ATT -- 64,792

	RAMS	'BOYS
First Downs	16	16
Rushing	8	8
Passing	7	7
Penalty	1	1
Third Down Efficiency	5-14-36%	5-16-31%
Total Net Yards	361	280
Total Offensive Plays	61	64
Avg. Gain Per Play	5.9	4.4
Rushes-Yards	39-159	34-156
Avg. Gain Per Rush	4.1	4.6
Net Passing Yards	202	124
Att-Comp-Int	21-9-2	29-12-1
Avg. Gain Per Pass	9.2	4.1
Sacks Allowed-Yards	1-8	1-0
Punts-Avg	5-40.6	8-36.8
Penalties-Yards	6-44	7-55
Fumbles-Lost	.0-0	0-0
Time of Possession	31:18	28:42

	Att	Yds	Avg	LG	TD
Rams					
Wendell Tyler	19	82	4.3	35	0
Cullen Bryant	17	67	3.9	10	0
Nolan Cromwell	1	7	7.0	7	0
Billy Waddy	1	3	3.0	3	0
Vince Ferragamo	1	0	0.0	0	0
Cowboys					
Tony Dorsett	19	87	4.6	26	0
Billy Joe DuPree	1	27	27.0	27	0
Robert Newhouse	7	21	3.0	6	0
Ron Springs	5	20	4.0	15	1
Roger Staubach	1	3	3.0	3	0
Preston Pearson	1	-2	-2.0	-2	0

	No	Yds	Avg	LG	TD
Rams					
Billy Waddy	3	97	32.3	50t	1
Ron Smith	2	55	27.5	43t	1
Wendell Tyler	2	40	20.0	32t	1
Preston Dennard	1	15	15.0	15	0
Cullen Bryant	1	3	3.0	3	0
Cowboys					
Drew Pearson	4	87	21.8	29	0
Billy Joe DuPree	2	26	13.0	17	0
Jay Saldi	2	17	8.5	15	1
Preston Pearson	2	15	7.5	10	0
Butch Johnson	1	3	3.0	3	0
Ron Springs	1	2	2.0	2	0
Tony Hill	1	0	0.0	0	0

	No	Yds	Avg	LG	TD
Rams					
Eddie Brown	1	21	21.0	21	0
Cowboys					
Cliff Harris	1	22	22.0	22	0
Dennis Thurman	1	18	18.0	18	0

	No	Yds	Avg	LG	TB	IN20	Bik
Rams							
Ken Clark	5	203	40.6	44	1	0	0
Cowboys							
Danny White	8	295	36.8	44	1	3	0

	No	FC	Yds	Avg	LG	TD
Rams						
Eddie Brown	3	1	17	5.7	10	0
Cowboys						
Steve Wilson	1	2	8	8.0	8	0
Wade Manning	1	0	2	2.0	2	0

	No	Yds	Avg	LG	TD
Rams					
Eddie Hill	3	64	21.3	23	0
Jim Jodet	1	12	12.0	12	0
Cowboys					
Ron Springs	3	61	20.3	30	0
Steve Wilson	1	18	18.0	18	0

SACKS
Rams: Jack Youngblood 1-0
Cowboys: Randy White 1-8

RAMS STARTERS

WR Billy Waddy	LE Jack Youngblood
LT Doug France	LDT Mike Fanning
LG Kent Hill	RDT Larry Brooks
C Rich Saul	RE Fred Dryer
RG Dennis Harrah	LLB Jim Youngblood
RT Jackie Slater	MLB Jack Reynolds
TE Terry Nelson	RLB Bob Brudzinski
WR Preston Dennard	LC Dwayne O'Steen
QB Vince Ferragamo	RC Rod Perry
RB Wendell Tyler	SS Dave Elmendorf
RB Cullen Bryant	FS Nolan Cromwell

	Att	Com	Yds	Tkd/Yd	TD	LG	IN
Rams							
Vince Ferragamo	21	9	210	1/8	3	50t	2
Cowboys							
Roger Staubach	28	12	124	1/0	1	29	1
Ron Springs	1	0	0	0/0	0	0	0



1978 NFC Championship Game / Cowboys 28, Rams 0

Los Angeles Coliseum, Los Angeles, CA • Sunday, January 7, 1979



RAMS 0 0 0 0 - 0
Dallas 0 0 7 21 - 28

DAL - Dorsett 5-yard run (Septien kick)
DAL - Laidlaw 4-yard pass from Staubach (Septien kick)
DAL - DuPree 11-yard pass from Staubach (Septien kick)
DAL - Henderson 68-yard interception return (Septien kick)
PAID ATT -- 67,470

	BOYS	RAMS
First Downs	16	15
Rushing	7	3
Passing	7	11
Penalty	2	1
Third Down Efficiency	3-11-27%	5-15-33%
Total Net Yards	235	277
Total Offensive Plays	61	69
Avg. Gain Per Play	3.9	4.0
Rushes-Yards	33-126	31-81
Avg. Gain Per Rush	3.8	2.6
Net Passing Yards	109	196
Att-Comp-Int	25-13-2	35-14-5
Avg. Gain Per Pass	3.9	5.2
Sacks Allowed-Yards	3-17	3-10
Punts-Avg	8-35.0	5-39.0
Penalties-Yards	10-85	5-40
Fumbles-Lost	.2-1	3-2
Time of Possession	31:11	28:49

RAMS STARTERS

WR Willie Miller	LE Jack Youngblood
LT Doug France	LDT Cody Jones
LG Tom Mack	RDT Mike Fanning
C Rich Saul	RE Fred Dryer
RG Dennis Harrah	LLB Jim Youngblood
RT John Williams	MLB Jack Reynolds
TE Terry Nelson	RLB Bob Brudzinski
WR Ron Jessie	LC Pat Thomas
QB Pat Haden	RC Rod Perry
RB Cullen Bryant	SS Dave Elmendorf
FB John Cappelletti	FS Bill Simpson

RUSHING					
Cowboys	Att	Yds	Avg	LG	TD
Tony Dorsett	17	101	5.9	53	1
Scott Laidlaw	10	20	2.0	4	0
Roger Staubach	3	7	2.3	11	0
Robert Newhouse	1	4	2.0	4	0
Billy Joe DuPree	1	3	3.0	3	0
Jackie Smith	1	-9	-9.0	-9	0
Rams	Att	Yds	Avg	LG	TD
Cullen Bryant	20	52	2.6	11	0
Pat Haden	2	20	10.0	18	0
John Cappelletti	3	19	6.3	10	0
Rod Phillips	3	2	0.7	2	0
Jim Jodat	2	-5	-2.5	0	0
Billy Waddy	1	-7	-7.0	-7	0
RECEIVING					
Cowboys	No	Yds	Avg	LG	TD
Billy Joe DuPree	3	48	16.0	23	1
Butch Johnson	2	19	9.5	12	0
Drew Pearson	2	19	9.5	17	0
Tony Dorsett	2	15	7.5	9	0
Preston Pearson	2	12	6.0	17	0
Tony Hill	1	9	9.0	9	0
Scott Laidlaw	1	4	4.0	4	0
Rams	No	Yds	Avg	LG	TD
Ron Jessie	4	42	10.5	14	0
Willie Miller	3	96	32.0	65	0
Billy Waddy	2	23	11.5	14	0
Cullen Bryant	2	2	1.0	3	0
Dwight Scales	1	18	18.0	18	0
John Cappelletti	1	15	15.0	15	0
Terry Nelson	1	10	10.0	10	0

INTERCEPTIONS					
Cowboys	No	Yds	Avg	LG	TD
Charlie Waters	2	49	24.5	29	0
Thomas Henderson	1	68	68.0	68	1
Cliff Harris	1	5	5.0	5	0
Randy Hughes	1	1	1.0	1	0
Rams	No	Yds	Avg	LG	TD
Nolan Cromwell	1	0	0.0	0	0
Pat Thomas	1	0	0.0	0	0

PUNTING					
Cowboys	No	Yds	Avg	LG	TB
Danny White	8	280	35.0	48	1
Rams	No	Yds	Avg	LG	TB
Glen Walker	5	195	39.0	50	0

PUNT RETURNS					
Cowboys	No	FC	Yds	Avg	LG
Butch Johnson	4	0	40	10.0	14
Tony Hill	0	1	0	0.0	0
Rams	No	FC	Yds	Avg	LG
Jackie Wallace	2	0	22	11.0	23

KICKOFF RETURNS					
Cowboys	No	Yds	Avg	LG	TD
None					
Rams	No	Yds	Avg	LG	TD
Jim Jodat	3	59	19.7	25	0
Larry Marshall	2	47	23.5	24	0

SACKS
Cowboys: Dave Stalls 1-9, Harvey Martin 1-1, Thomas Henderson 0.5-0, Charlie Waters 0.5-0
Rams: Mike Fanning 1-9, Jack Youngblood 1-1, Dave Elmendorf 0.5-3.5, Cody Jones 0.5-3.5

PASSING						
Cowboys	Att	Com	Yds	Tkd/Yd	TD	LG
Roger Staubach	25	13	126	3/17	2	23
Rams	Att	Com	Yds	Tkd/Yd	TD	LG
Pat Haden	19	7	76	2/1	0	15
Vince Ferragamo	16	7	130	1/9	0	65



1978 NFC Divisional Round Game / Rams 34, Vikings 10

Los Angeles Coliseum, Los Angeles, CA • Sunday, December 31, 1978



Minnesota 3 7 0 0 - 10
RAMS 0 10 14 10 - 34

MIN - FG Danmeier 42
RAMS - Miller 9-yard pass from Haden (Corral kick)
RAMS - FG Corral 43
MIN - Rashad 1-yard pass from Tarkenton (Danmeier kick)
RAMS - Bryant 3-yard run (Corral kick)
RAMS - Jessie 27-yard pass from Haden (Corral kick)
RAMS - FG Corral 28
RAMS - Jodat 3-yard run (Corral kick)
PAID ATT -- 70,436

	VIKINGS	RAMS
First Downs	12	25
Rushing	2	13
Passing	10	12
Penalty	0	0
Third Down Efficiency	4-14-29%	11-18-61%
Total Net Yards	244	409
Total Offensive Plays	55	77
Avg. Gain Per Play	4.4	5.3
Rushes-Yards	16-36	48-200
Avg. Gain Per Rush	2.3	4.2
Net Passing Yards	208	209
Att-Comp-Int	38-18-2	29-15-1
Avg. Gain Per Pass	5.3	7.2
Sacks Allowed-Yards	1-11	0-0
Punts-Avg	6-41.3	4-31.0
Penalties-Yards	2-12	4-35
Fumbles-Lost	.2-0	1-0
Time of Possession	35:35	24:25

RAMS STARTERS

WR Willie Miller	LE Jack Youngblood
LT Doug France	LDT Cody Jones
LG Tom Mack	RDT Larry Brooks
C Rich Saul	RE Fred Dryer
RG Dennis Harrah	LLB Jim Youngblood
RT John Williams	MLB Jack Reynolds
TE Terry Nelson	RLB Bob Brudzinski
WR Ron Jessie	LC Pat Thomas
QB Pat Haden	RC Rod Perry
RB Cullen Bryant	SS Dave Elmendorf
FB John Cappelletti	FS Bill Simpson

RUSHING					
Vikings	Att	Yds	Avg	LG	TD
Chuck Foreman	13	31	2.4	8	0
Mark Kellar	2	7	3.5	4	0
Fran Tarkenton	1	-2	-2.0	-2	0
Rams	Att	Yds	Avg	LG	TD
Cullen Bryant	27	100	3.7	17	1
John Cappelletti	10	44	4.4	14	0
Anthony Davis	4	17	4.3	7	0
Pat Haden	2	15	7.5	15	0
Rod Phillips	2	10	5.0	6	0
Billy Waddy	1	9	9.0	9	0
Jim Jodat	1	3	3.0	3	0
Terry Nelson	1	2	2.0	2	0
RECEIVING					
Vikings	No	Yds	Avg	LG	TD
Ahmad Rashad	7	84	12.0	31	1
Rickey Young	4	49	12.3	24	0
Bob Tucker	4	48	12.0	21	0
Chuck Foreman	3	38	12.7	20	0
Rams	No	Yds	Avg	LG	TD
Ron Jessie	6	108	18.0	29	1
Charlie Young	2	30	15.0	15	0
Willie Miller	2	29	14.5	20	1
Cullen Bryant	2	13	6.5	8	0
Terry Nelson	1	13	13.0	13	0
Billy Waddy	1	10	10.0	10	0
John Cappelletti	1	6	6.0	6	0

INTERCEPTIONS					
Vikings	No	Yds	Avg	LG	TD
Bobby Bryant	1	0	0.0	0	0
Wally Hilgenberg	0	11	11.0	11	0
Rams	No	Yds	Avg	LG	TD
Bill Simpson	2	17	8.5	17	0

PUNTING					
Vikings	No	Yds	Avg	LG	TB
Greg Coleman	6	248	41.3	49	0
Rams	No	Yds	Avg	LG	TB
Glen Walker	3	124	41.3	48	0
TEAM	1	0	0.0	0	0

PUNT RETURNS					
Vikings	No	FC	Yds	Avg	LG
Kevin Miller	2	0	-1	-0.5	1
Rams	No	FC	Yds	Avg	LG
Jackie Wallace	5	0	71	14.2	21
Billy Waddy	1	0	11	11.0	11

KICKOFF RETURNS					
Vikings	No	Yds	Avg	LG	TD
Robert Miller	4	92	23.0	27	0
Brent McClanahan	1	18	18.0	18	0
Harry Washington	1	16	16.0	16	0
Rams	No	Yds	Avg	LG	TD
Jim Jodat	3	58	19.3	28	0

SACKS
Vikings: None
Rams: Cody Jones 1-11

PASSING						
Vikings	Att	Com	Yds	Tkd/Yd	TD	LG
Fran Tarkenton	27	18	219	1/11	1	31
Chuck Foreman	1	0	0	0/0	0	0
Rams	Att	Com	Yds	Tkd/Yd	TD	LG
Pat Haden	29	15	209	0/0	2	29



1977 NFC Divisional Round Game / Vikings 14, Rams 7

LOS ANGELES COLISEUM, LOS ANGELES, CA • MONDAY, DECEMBER 26, 1977



Minnesota 7 0 0 7 - 14
RAMS 0 0 0 7 - 7

MIN - Foreman 5-yard run (Cox kick)
MIN - Johnson 1-yard run (Cox kick)
RAMS - H. Jackson 1-yard pass from Haden (Septien kick)
PAID ATT -- 70,203

	VIKES	RAMS
First Downs	14	14
Rushing	9	7
Passing	4	6
Penalty	1	1
Third Down Efficiency	7-17-41%	7-18-39%
Total Net Yards	189	267
Total Offensive Plays	60	62
Avg. Gain Per Play	3.2	4.3
Rushes-Yards	49-144	29-149
Avg. Gain Per Rush	2.9	5.1
Net Passing Yards	45	118
Att-Comp-Int	10-5-0	32-14-3
Avg. Gain Per Pass	4.1	3.6
Sacks Allowed-Yards	1-12	1-12
Punts-Avg	8-40.8	5-37.6
Penalties-Yards	7-50	2-15
Fumbles-Lost	1-0	1-0
Time of Possession		34:21
25:39		

RUSHING					
Vikings	Att	Yds	Avg	LG	TD
Chuck Foreman	31	101	3.3	11	1
Robert Miller	12	52	4.3	8	0
Sam Johnson	3	1	0.3	1t	1
Bob Lee	3	-10	-3.3	-3	0
Rams	Att	Yds	Avg	LG	TD
Lawrence McCutcheon	16	102	6.4	27	0
Pat Haden	3	27	9.0	13	0
John Cappelletti	7	11	1.6	6	0
Rod Phillips	1	9	9.0	9	0
Terry Nelson	1	0	0.0	0	0
Wendell Tyler	1	0	0.0	0	0

RECEIVING					
Vikings	No	Yds	Avg	LG	TD
Ahmad Rashad	2	37	18.5	25	0
Robert Miller	2	14	7.0	7	0
Chuck Foreman	1	6	6.0	6	0
Rams	No	Yds	Avg	LG	TD
Terry Nelson	5	85	17.0	24	0
Harold Jackson	3	21	7.0	16	1
Lawrence McCutcheon	2	15	7.5	13	0
Rod Phillips	2	0	0.0	6	0
Billy Waddy	1	5	5.0	5	0
John Cappelletti	1	4	4.0	4	0

INTERCEPTIONS							
Vikings	No	Yds	Avg	LG	TD		
Paul Krause	1	14	14.0	14	0		
Jeff Wright	1	3	3.0	3	0		
Nate Allen	1	0	0.0	0	0		
Rams	No	Yds	Avg	LG	TD		
None							
PUNTING							
Vikings	No	Yds	Avg	LG	TB	IN20	Blk
Neil Clabo	8	326	40.8	57	2	0	0
Rams	No	Yds	Avg	LG	TB	IN20	Blk
Glen Walker	5	188	37.6	51	0	1	0

PUNT RETURNS							
Vikings	No	FC	Yds	Avg	LG	TD	
Manfred Moore	2	1	30	15.0	21	0	
Rams	No	FC	Yds	Avg	LG	TD	
Billy Waddy	3	0	17	5.7	7	0	
Cullen Bryant	1	0	19	19.0	19	0	
Dwight Scales	1	0	-2	-2.0	-2	0	

KICKOFF RETURNS					
Vikings	No	Yds	Avg	LG	TD
Manfred Moore	1	25	25.0	25	0
Rams	No	Yds	Avg	LG	TD
Wendell Tyler	2	43	21.5	27	0

SACKS
Vikings: Alan Page 1-12
Rams: Cody Jones 1-12

RAMS STARTERS

WR	Harold Jackson	LE	Jack Youngblood
LT	Doug France	LDT	Cody Jones
LG	Tom Mack	RDT	Larry Brooks
C	Rich Saul	RE	Fred Dryer
RG	Greg Horton	LLB	Jim Youngblood
RT	John Williams	MLB	Jack Reynolds
TE	Terry Nelson	RLB	Isiah Robertson
WR	Billy Waddy	LC	Pat Thomas
QB	Pat Haden	RC	Monte Jackson
RB	Lawrence McCutcheon	SS	Dave Elmendorf
RB	John Cappelletti	FS	Nolan Cromwell

PASSING									
Vikings	Att	Com	Yds	Tkd/Yd	TD	LG	IN		
Bob Lee	10	5	57	1/12	0	25	0		
Rams	Att	Com	Yds	Tkd/Yd	TD	LG	IN		
Pat Haden	32	14	130	1/12	1	24	3		



1976 NFC Championship Game / Vikings 24, Rams 13

Metropolitan Stadium, Bloomington, MN • Sunday, December 26, 1976



RAMS 0 0 13 0 - 13
Minnesota 7 3 7 7 - 24

MIN - Bryant 90-yard blocked FG return (Cox kick)
MIN - FG Cox 25
MIN - Foreman 1-yard run (Cox kick)
RAMS - McCutcheon 10-yard run (kick failed)
RAMS - H. Jackson 5-yard pass from Haden (Dempsey kick)
MIN - S. Johnson 12-yard run (Cox kick)
PAID ATT -- 48,379

	RAMS	VIKES
First Downs	21	13
Rushing	14	6
Passing	7	7
Penalty	0	0
Third Down Efficiency	4-13-31%	3-14-21%
Fourth Down Efficiency	0-1-0%	0-0-0%
Total Net Yards	336	267
Total Offensive Plays	71	60
Avg. Gain Per Play	4.7	4.5
Rushes-Yards	46-193	29-158
Avg. Gain Per Rush	4.2	5.4
Net Passing Yards	143	109
Att-Comp-Int	22-9-2	27-12-1
Avg. Gain Per Pass	5.7	3.5
Sacks Allowed-Yards	3-18	4-34
Punts-Avg	7-29.4	8-35.1
Penalties-Yards	3-33	4-32
Fumbles-Lost	4-2	1-1

RUSHING					
Rams	Att	Yds	Avg	LG	TD
Lawrence McCutcheon	26	128	4.9	15	1
John Cappelletti	16	59	3.7	11	0
Ron Jessie	1	3	3.0	3	0
Pat Haden	3	3	1.0	5	0
Vikings	Att	Yds	Avg	LG	TD
Chuck Foreman	15	118	7.9	62	1
Robert Miller	10	28	2.8	9	0
Sammy Johnson	2	12	6.0	12t	1
Brent McClanahan	1	2	2.0	2	0
Fran Tarkenton	1	-2	-2.0	-2	0

RECEIVING					
Rams	No	Yds	Avg	LG	TD
Harold Jackson	4	70	17.5	40	1
Ron Jessie	2	60	30.0	41	0
Lawrence McCutcheon	2	18	9.0	14	0
John Cappelletti	1	13	13.0	13	0
Vikings	No	Yds	Avg	LG	TD
Chuck Foreman	5	81	16.2	57	0
Ahmad Rashad	3	28	9.3	14	0
Robert Miller	3	24	8.0	13	0
Bob Grim	1	10	10.0	10	0

INTERCEPTIONS					
Rams	No	Yds	Avg	LG	TD
Monte Jackson	1	0	0.0	0	0
Vikings	No	Yds	Avg	LG	TD
Bobby Bryant	2	17	8.5	17	0

PUNTING							
Rams	No	Yds	Avg	LG	TB	IN20	Blk
Rusty Jackson	7	206	29.4	46	0	0	0
Vikings	No	Yds	Avg	LG	TB	IN20	Blk
Neil Clabo	8	281	35.1	48	0	1	0

PUNT RETURNS							
Rams	No	FC	Yds	Avg	LG	TD	
Cullen Bryant	4	0	31	7.8	17	0	
Jim Bertelsen	3	0	19	6.3	14	0	
Vikings	No	FC	Yds	Avg	LG	TD	
Leonard Willis	3	0	20	6.7	9	0	

KICKOFF RETURNS					
Rams	No	Yds	Avg	LG	TD
Tom Geredine	3	50	16.7	20	0
Cullen Bryant	1	21	21.0	21	0
Rob Scribner	1	8	8.0	8	0
Vikings	No	Yds	Avg	LG	TD
Leonard Willis	3	69	23.0	33	0

SACKS
Rams: Jack Youngblood 1.0, Larry Brooks 1.0, Fred Dryer 1.0
Vikings: Carl Eller 2.0, Mark Mullaney 1.0

RAMS STARTERS

WR	Harold Jackson	LE	Jack Youngblood
LT	Doug France	LDT	Merlin Olsen
LG	Tom Mack	RDT	Larry Brooks
C	Rich Saul	RE	Fred Dryer
RG	Dennis Harrah	LLB	Jim Youngblood
RT	John Williams	MLB	Jack Reynolds
TE	Bob Klein	RLB	Isiah Robertson
WR	Ron Jessie	LC	Rod Perry
QB	Pat Haden	RC	Monte Jackson
FB	John Cappelletti	LS	Dave Elmendorf
RB	Lawrence McCutcheon	RS	Bill Simpson

PASSING									
Rams	Att	Com	Yds	Tkd/Yd	TD	LG	IN		
Pat Haden	22	9	161	3/18	1	44	2		
Vikings	Att	Com	Yds	Tkd/Yd	TD	LG	IN		
Fran Tarkenton	27	12	143	4/34	0	57	1		



1976 NFC Divisional Game / Rams 14, Cowboys 12

Texas Stadium, Dallas, TX • Sunday, December 19, 1976



RAMS 0 7 0 7-14
Dallas 3 7 0 2-12

DAL - FG Herrera 44
RAMS - Haden 4-yard run (Dempsey kick)
DAL - Laidlaw 1-yard run (Herrera kick)
RAMS - McCutcheon 1-yard run (Dempsey kick)
DAL - Jensen tackled R. Jackson Jensen in end zone for safety
PAID ATT -- 63,283

	RAMS	BOYS
First Downs	17	14
Rushing	6	4
Passing	8	9
Penalty	3	1
Third Down Efficiency	5-16-31%	5-17-29%
Total Net Yards	250	211
Total Offensive Plays	73	69
Avg. Gain Per Play	3.4	3.0
Rushes-Yards	49-120	28-85
Avg. Gain Per Rush	2.4	3.0
Net Passing Yards	130	126
Att-Comp-Int	21-10-3	37-15-3
Avg. Gain Per Pass	5.4	3.0
Sacks Allowed-Yards	3-22	4-24
Punts-Avg	9-28.1	6-38.6
Penalties-Yards	8-94	6-34
Fumbles-Lost	0-0	3-1

RAMS STARTERS

WR	Harold Jackson	LE	Jack Youngblood
LT	Doug France	LDT	Merlin Olsen
LG	Tom Mack	RDT	Larry Brooks
C	Rich Saul	RE	Fred Dryer
RG	Dennis Harrah	LLB	Jim Youngblood
RT	John Williams	MLB	Jack Reynolds
TE	Bob Klein	RLB	Isiah Robertson
WR	Ron Jessie	LC	Rod Perry
QB	Pat Haden	RC	Monte Jackson
RB	Lawrence McCutcheon	LS	Dave Elmendorf
FB	John Cappelletti	RS	Bill Simpson

RUSHING

Rams	Att	Yds	Avg	LG	TD
Lawrence McCutcheon	21	58	2.8	6	1
John Cappelletti	19	54	2.8	16	0
Pat Haden	8	16	2.0	6	1
Rusty Jackson	1	-8	-8.0	-8	0
Cowboys	Att	Yds	Avg	LG	TD
Preston Pearson	13	43	3.3	15	0
Timmy Newhouse	9	25	2.8	6	0
Roger Staubach	2	8	4.0	9	0
Drew Pearson	1	4	4.0	4	0
Doug Dennison	1	3	3.0	3	0
Scott Laidlaw	2	2	1.0	1t	1

RECEIVING

Rams	No	Yds	Avg	LG	TD
Harold Jackson	6	116	19.3	42	0
John Cappelletti	2	15	7.5	11	0
Bob Klein	1	12	12.0	12	0
Lawrence McCutcheon	1	9	9.0	9	0
Cowboys	No	Yds	Avg	LG	TD
Preston Pearson	6	41	6.8	13	0
Drew Pearson	3	38	12.7	22	0
Billy Joe DuPree	3	34	11.3	18	0
Timmy Newhouse	2	19	9.5	14	0
Butch Johnson	1	18	18.0	18	0

INTERCEPTIONS

Rams	No	Yds	Avg	LG	TD
Isiah Robertson	1	15	15.0	15	0
Dave Elmendorf	1	5	5.0	5	0
Monte Jackson	1	0	0.0	0	0
Cowboys	No	Yds	Avg	LG	TD
Benny Barnes	2	0	0.0	0	0
Charlie Waters	1	9	9.0	9	0

PUNTING

Rams	No	Yds	Avg	LG	TB	IN20	BIK
Rusty Jackson	7	253	36.1	50	0	1	0
Cowboys	No	Yds	Avg	LG	TB	IN20	BIK
Danny White	6	232	38.6	52	1	1	0

PUNT RETURNS

Rams	No	FC	Yds	Avg	LG	TD
Cullen Bryant	2	0	23	11.5	17	0
Jim Bertelsen	0	2	0	0.0	0	0
Cowboys	No	FC	Yds	Avg	LG	TD
Butch Johnson	4	1	64	16.0	44	0

KICKOFF RETURNS

Rams	No	Yds	Avg	LG	TD
Cullen Bryant	2	45	22.5	28	0
Tom Geredine	1	26	26.0	26	0
Cowboys	No	Yds	Avg	LG	TD
Butch Johnson	2	44	22.0	16	0

SACKS

Rams: Merlin Olsen 2.0, Jack Youngblood 1.0, Larry Brooks 1.0
Cowboys: Larry Cole 1.0, Ed Jones 1.0, Harvey Martin 1.0

PASSING

Rams	Att	Com	Yds	Tkd/Yd	TD	LG	IN
Pat Haden	21	10	152	3/22	0	42	3
Cowboys	Att	Com	Yds	Tkd/Yd	TD	LG	IN
Roger Staubach	37	15	150	4/24	0	22	3



1975 NFC Championship Game / Cowboys 37, Rams 7

Los Angeles Coliseum, Los Angeles, CA • Sunday, January 4, 1976



Dallas 7 14 13 3-17
RAMS 0 0 0 7-7

DAL - P. Pearson 18-yard pass from Staubach (Fritsch kick)
DAL - Richards 4-yard pass from Staubach (Fritsch kick)
DAL - P. Pearson 15-yard pass from Staubach (Fritsch kick)
DAL - P. Pearson 19-yard pass from Staubach (Fritsch kick)
DAL - FG Fritsch 40
DAL - FG Fritsch 26
RAMS - Cappelletti 1-yard run (Dempsey kick)
DAL - FG Fritsch 26
PAID ATT -- 88,919

	BOYS	RAMS
First Downs	24	9
Rushing	8	1
Passing	15	7
Penalty	1	1
Third Down Efficiency	10-18-55%	2-10-20%
Total Net Yards	441	118
Total Offensive Plays	78	45
Avg. Gain Per Play	5.7	2.6
Rushes-Yards	50-195	16-22
Avg. Gain Per Rush	3.9	1.4
Net Passing Yards	246	96
Att-Comp-Int	28-18-1	24-11-3
Avg. Gain Per Pass	8.8	3.3
Sacks Allowed-Yards	0-0	5-51
Punts-Avg	4-34.8	7-35.4
Penalties-Yards	5-59	4-25
Fumbles-Lost	1-0	1-0

RAMS STARTERS

WR	Harold Jackson	LE	Jack Youngblood
LT	Charlie Cowan	LDT	Merlin Olsen
LG	Tom Mack	RDT	Cody Jones
C	Rich Saul	RE	Fred Dryer
RG	Joe Scibelli	LLB	Ken Geddes
RT	John Williams	MLB	Jack Reynolds
TE	Terry Nelson	RLB	Isiah Robertson
WR	Ron Jessie	LC	Eddie McMillan
QB	James Harris	RC	Monte Jackson
RB	Cullen Bryant	LS	Dave Elmendorf
RB	Lawrence McCutcheon	RS	Bill Simpson

RUSHING

Cowboys	Att	Yds	Avg	LG	TD
Timmy Newhouse	16	64	4.0	12	0
Roger Staubach	7	54	7.7	15	0
Doug Dennison	13	35	2.7	14	0
Preston Pearson	7	20	2.9	7	0
Charles Young	6	17	2.8	5	0
Jean Fugett	1	5	5.0	5	0
Rams	Att	Yds	Avg	LG	TD
Ron Jaworski	2	12	6.0	7	0
Lawrence McCutcheon	11	10	0.9	6	0
John Cappelletti	1	1	1.0	1	0
Rob Scribner	1	1	1.0	1	0
Cullen Bryant	1	-2	-2.0	2	0

RECEIVING

Cowboys	No	Yds	Avg	LG	TD
Preston Pearson	7	123	17.6	27	3
Drew Pearson	5	46	9.2	13	0
Golden Richards	2	46	23.0	42	1
Jean Fugett	2	5	2.5	3	0
Charles Young	1	15	15.0	15	0
Doug Dennison	1	11	11.0	11	0
Rams	No	Yds	Avg	LG	TD
Ron Jessie	4	52	13.0	18	0
Lawrence McCutcheon	3	39	13.0	14	0
Terry Nelson	3	28	9.3	12	0
Cullen Bryant	1	28	28.0	28	0

INTERCEPTIONS

Cowboys	No	Yds	Avg	LG	TD
D.D. Lewis	2	20	10.0	12	0
Cliff Harris	1	22	22.0	22	0
Rams	No	Yds	Avg	LG	TD
Bill Simpson	1	37	37.0	37	0

PUNTING

Cowboys	No	Yds	Avg	LG	O/B	DN	BIK
Mitch Hoopes	4	139	34.8	43	1	0	0
Rams	No	Yds	Avg	LG	O/B	DN	BIK
Duane Carrell	7	248	35.4	45	1	1	0

PUNT RETURNS

Cowboys	No	FC	Yds	Avg	LG	TD
Golden Richards	3	1	17	5.7	9	0
Cliff Harris	1	0	9	9.0	9	0
Rams	No	FC	Yds	Avg	LG	TD
Rob Scribner	2	0	3	1.5	2	0
Dave Elmendorf	0	1	0	0.0	0	0

KICKOFF RETURNS

Cowboys	No	Yds	Avg	LG	TD
Doug Dennison	2	47	23.5	26	0
Rams	No	Yds	Avg	LG	TD
Willie McGee	5	103	20.6	26	0
Cullen Bryant	2	49	24.5	27	0
Ron Jessie	1	15	15.0	15	0

SACKS

Rams: None
Cowboys: Bill Gregory 1.0, Ed Jones 1.0, Harvey Martin 1.0, Jethro Pugh 1.0, Larry White 1.0

PASSING

Cowboys	Att	Com	Yds	Tkd/Yd	TD	LG	IN
Roger Staubach	26	16	220	0/0	4	42	1
Clint Longley	2	2	26	0/0	0	15	0
Rams	Att	Com	Yds	Tkd/Yd	TD	LG	IN
Ron Jaworski	22	11	147	5/51	0	28	2
James Harris	2	0	0	0/0	0	0	1



1975 NFC Divisional Round Game / Rams 35, Cardinals 23

Los Angeles, Los Angeles, CA • Saturday, December 27, 1975



St. Louis 0 9 7 7 - 23
RAMS 14 14 0 7 - 35

RAMS - Jaworski 5-yard run (Dempsey kick)
RAMS - Jack Youngblood 47-yard interception return (Dempsey kick)
RAMS - Simpson 65-yard interception return (Dempsey kick)
STL - Otis 3-yard run (kick failed)
RAMS - H. Jackson 66-yard pass from Jaworski (Dempsey kick)
STL - FG Bakken 39
STL Gray 11-yard pass from Hart (Bakken kick)
RAMS - Jessie 2-yard fumble recovery (Dempsey kick)
STL - Jones 3-yard run (Bakken kick)
PAID ATT -- 73,459

	CARDS	RAMS
First Downs	22	17
Rushing	5	5
Passing	16	10
Penalty	1	2
Third Down Efficiency	6-14-43%	5-12-42%
Total Net Yards	363	440
Total Offensive Plays	70	73
Avg. Gain Per Play	5.2	6.0
Rushes-Yards	27-95	50-237
Avg. Gain Per Rush	3.5	4.7
Net Passing Yards	268	203
Att-Comp-Int	41-22-3	23-12-0
Avg. Gain Per Pass	6.2	8.8
Sacks Allowed-Yards	2-23	0-0
Punts-Avg	6-42.7	5-31.6
Penalties-Yards	6-70	5-38
Fumbles-Lost	3-2	5-3

RAMS STARTERS

WR	Harold Jackson	LE	Jack Youngblood
LT	Doug France	LDT	Merlin Olsen
LG	Tom Mack	RDT	Cody Jones
C	Rich Saul	RE	Fred Dryer
RG	Joe Scibelli	LLB	Ken Geddes
RT	John Williams	MLB	Jack Reynolds
TE	Terry Nelson	RLB	Isiah Robertson
WR	Ron Jessie	LC	Eddie McMillan
QB	Ron Jaworski	RC	Monte Jackson
RB	Cullen Bryant	LS	Dave Elmendorf
RB	Lawrence McCutcheon	RS	Bill Simpson

RUSHING

Cardinals	Att	Yds	Avg	LG	TD
Jim Otis	12	38	3.2	6	1
Steve Jones	6	28	4.7	15	1
Terry Metcalf	8	27	3.4	8	0
Jerry Latin	1	2	2.0	2	0
Rams	Att	Yds	Avg	LG	TD
Lawrence McCutcheon	37	202	5.5	12	0
Rob Scribner	4	16	4.0	7	0
Cullen Bryant	3	12	4.0	8	0
Ron Jaworski	6	7	1.2	5	1

RECEIVING

Cardinals	No	Yds	Avg	LG	TD
Terry Metcalf	6	94	15.7	34	0
Jim Otis	4	52	13.0	21	0
Mel Gray	3	52	17.3	23	1
Ike Harris	2	33	16.5	22	0
Jerry Latin	2	23	11.5	12	0
Steve Jones	2	19	9.5	11	0
J.V. Cain	2	17	8.5	11	0
Jackie Smith	1	1	1.0	1	0
Rams	No	Yds	Avg	LG	TD
Ron Jessie	4	52	13.0	16	0
Lawrence McCutcheon	3	8	2.7	11	0
Harold Jackson	2	84	42.0	66t	1
Cullen Bryant	2	26	13.0	14	0
Terry Nelson	1	33	33.0	33	0

INTERCEPTIONS

Cardinals	No	Yds	Avg	LG	TD
None					
Rams	No	Yds	Avg	LG	TD
Bill Simpson	2	83	41.5	65t	1
Jack Youngblood	1	47	47.0	47t	1

PUNTING

Cardinals	No	Yds	Avg	LG	O/B	DN	Blk
Jeff West	6	256	42.7	53	1	0	0
Rams	No	Yds	Avg	LG	O/B	DN	Blk
Duane Carrell	5	158	31.6	40	2	0	0

PUNT RETURNS

Cardinals	No	FC	Yds	Avg	LG	TD
Terry Metcalf	2	0	6	3.0	3	0
Rams	No	FC	Yds	Avg	LG	TD
Dave Elmendorf	2	2	12	6.0	12	0
Rob Scribner	1	0	7	7.0	7	0

KICKOFF RETURNS

Cardinals	No	Yds	Avg	LG	TD
Terry Metcalf	3	105	35.0	67	0
Gary Hammond	2	36	18.0	18	0
Dwayne Crump	1	28	28.0	28	0
Jerry Latin	1	22	22.0	22	0
Rams	No	Yds	Avg	LG	TD
Cullen Bryant	3	61	20.3	22	0
Ron Jessie	1	17	17.0	17	0
Dave Elmendorf	1	12	12.0	12	0

SACKS

Cardinals: None
Rams: Jack Youngblood 1.0, Fred Dryer 1.0

Cardinals	Att	Com	Yds	Tkd/Yd	TD	LG	IN
Jim Hart	41	22	291	2/23	1	34	3
Rams	Att	Com	Yds	Tkd/Yd	TD	LG	IN
Ron Jaworski	23	12	203	0/0	1	66t	0



1974 NFC Championship Game / Vikings 14, Rams 10

Metropolitan Stadium, Bloomington, MN • Sunday, December 29, 1974



RAMS 0 3 0 7 - 10
Minnesota 0 7 0 7 - 14

MIN - Lash 29-yard pass from Tarkenton (Cox kick)
RAMS - FG Ray 27
MIN - Osborn 1-yard run (Cox kick)
RAMS - Jackson 44-yard pass from Harris (Ray kick)
PAID ATT -- 48,444

	RAMS	VIKES
First Downs	15	18
Rushing	5	9
Passing	10	7
Penalty	0	2
Third Down Efficiency	5-13-38%	7-16-44%
Total Net Yards	340	269
Total Offensive Plays	58	69
Avg. Gain Per Play	5.9	3.9
Rushes-Yards	33-121	47-164
Avg. Gain Per Rush	3.7	3.5
Net Passing Yards	219	105
Att-Comp-Int	23-13-2	20-10-1
Avg. Gain Per Pass	8.8	4.8
Sacks Allowed-Yards	2-29	2-18
Punts-Avg	5-43.8	6-39.2
Penalties-Yards	7-70	2-20
Fumbles-Lost	3-3	5-3

RAMS STARTERS

WR	Harold Jackson	LE	Jack Youngblood
LT	Charlie Cowan	LDT	Merlin Olsen
LG	Tom Mack	RDT	Larry Brooks
C	Ken Iman	RE	Fred Dryer
RG	Joe Scibelli	LLB	Ken Geddes
RT	John Williams	MLB	Jack Reynolds
TE	Bob Klein	RLB	Isiah Robertson
WR	Jack Snow	LC	Charlie Stukes
QB	James Harris	RC	Al Clark
RB	Jim Bertelsen	LS	Dave Elmendorf
RB	Lawrence McCutcheon	RS	Bill Simpson

RUSHING

Rams	Att	Yds	Avg	LG	TD
Jim Bertelsen	14	65	4.6	11	0
Lawrence McCutcheon	12	32	2.7	6	0
James Harris	3	17	5.7	8	0
John Cappelletti	3	8	2.7	5	0
Tony Baker	1	-1	-1.0	-1	0
Vikings	Att	Yds	Avg	LG	TD
Chuck Foreman	22	80	3.6	18	0
Dave Osborn	20	76	3.8	11	1
Fran Tarkenton	4	5	1.3	3	0
Ed Marinaro	1	3	3.0	3	0

RECEIVING

Rams	No	Yds	Avg	LG	TD
Jim Bertelsen	5	53	10.6	13	0
Harold Jackson	3	139	46.3	73	1
Lawrence McCutcheon	2	22	11.0	17	0
Jack Snow	1	19	19.0	19	0
Bob Klein	1	10	10.0	10	0
John Cappelletti	1	5	5.0	5	0
Vikings	No	Yds	Avg	LG	TD
Stu Voigt	4	43	10.8	16	0
Jim Lash	2	40	20.0	29t	1
John Gilliam	2	33	16.5	18	0
Ed Marinaro	1	6	6.0	6	0
Dave Osborn	1	1	1.0	1	0

INTERCEPTIONS

Rams	No	Yds	Avg	LG	TD
Charlie Stukes	1	0	0.0	0	0
Vikings	No	Yds	Avg	LG	TD
Randy Polt	1	16	16.0	16	0
Wally Hilgenberg	1	0	0.0	0	0

PUNTING

Rams	No	Yds	Avg	LG
Mike Burke	5	219	43.8	49
Vikings	No	Yds	Avg	LG
Mike Eischied	6	235	39.2	55

PUNT RETURNS

Rams	No	FC	Yds	Avg	LG	TD
Cullen Bryant	3	0	18	6.0	10	0
Rob Scribner	1	0	1	1.0	1	0
Jim Bertelsen	1	0	0	0.0	0	0
Vikings	No	FC	Yds	Avg	LG	TD
Sam McCullum	3	0	20	6.7	8	0
Nate Wright	1	0	3	3.0	3	0

KICKOFF RETURNS

Rams	No	Yds	Avg	LG	TD
Cullen Bryant	3	57	19.0	25	0
Vikings	No	Yds	Avg	LG	TD
Brent McClanahan	2	55	27.5	32	0
Sam McCullum	1	23	23.0	23	0

SACKS

Cardinals: Jack Youngblood 1.0, Fred Dryer 1.0
Vikings: Carl Eller 0.5, Doug Sutherland 0.5, Bob Luresma 0.3, Jim Marshall 0.3, Allen Page 0.3

Rams	Att	Com	Yds	Tkd/Yd	TD	LG	IN
James Harris	23	13	248	2/29	1	73	2
Vikings	Att	Com	Yds	Tkd/Yd	TD	LG	IN
Fran Tarkenton	20	10	123	2/18	1	29t	1



1974 NFC Divisional Round / Rams 19, Washington 10

Los Angeles Coliseum, Los Angeles, CA • Sunday, December 22, 1974



Washington 3 7 0 0-10
RAMS 7 0 3 9-19

RAMS - Klein 10-yard pass from Harris (Ray kick)
WAS - FG Bragg 35
WAS - Denson 1-yard run (Bragg kick)
RAMS - FG Ray 37
RAMS - FG Ray 26
RAMS - Robertson 59-yard interception return (pass failed)
PAID ATT -- 77,925

	'SKINS	RAMS
First Downs	13	14
Rushing	4	8
Passing	7	6
Penalty	2	0
Third Down Efficiency	7-16-44%	6-18-33%
Total Net Yards	218	223
Total Offensive Plays	58	66
Avg. Gain Per Play	3.8	3.4
Rushes-Yards	27-49	42-131
Avg. Gain Per Rush	1.8	3.1
Net Passing Yards	169	95
Att-Comp-Int	30-13-3	24-8-2
Avg. Gain Per Pass	5.5	4.0
Sacks Allowed-Yards	1-8	0-0
Punts-Avg	5-45.2	5-43.0
Penalties-Yards	1-5	5-49
Fumbles-Lost	3-3	2-0

RAMS STARTERS

WR	Harold Jackson	LE	Jack Youngblood
LT	Charlie Cowan	LDT	Merlin Olsen
LG	Tom Mack	RDT	Larry Brooks
C	Ken Iman	RE	Fred Dryer
RG	Joe Scibelli	LLB	Ken Geddes
RT	John Williams	MLB	Jack Reynolds
TE	Bob Klein	RLB	Isiah Robertson
WR	Jack Snow	LC	Charlie Stukes
QB	James Harris	RC	Al Clark
RB	Jim Bertelsen	LS	Dave Elmendorf
RB	Lawrence McCutcheon	RS	Bill Simpson

RUSHING						
Redskins	Att	Yds	Avg	LG	TD	
Larry Brown	18	39	2.2	9	0	
Billy Kilmer	2	5	2.5	5	0	
Moses Denson	7	5	0.7	2	1	
Rams	Att	Yds	Avg	LG	TD	
Lawrence McCutcheon	26	71	2.7	11	0	
Jim Bertelsen	6	34	5.7	10	0	
James Harris	6	17	2.8	8	0	
John Cappelletti	1	5	5.0	5	0	
Rob Scribner	1	2	2.0	2	0	
Tony Baker	2	2	1.0	2	0	

RECEIVING						
Redskins	No	Yds	Avg	LG	TD	
Charley Taylor	4	79	19.8	41	0	
Charles Evans	4	31	7.8	19	0	
John Smith	2	35	17.5	20	0	
Moses Denson	2	17	8.5	9	0	
Frank Grant	1	15	15.0	15	0	
Rams	No	Yds	Avg	LG	TD	
Harold Jackson	2	35	17.5	22	0	
Bob Klein	2	23	11.5	13	1	
Lawrence McCutcheon	2	20	10.0	15	0	
Pat Curran	1	12	12.0	12	0	
Jim Bertelsen	1	5	5.0	5	0	

INTERCEPTIONS						
Redskins	No	Yds	Avg	LG	TD	
Pat Fischer	1	17	17.0	17	0	
Ken Stone	1	7	7.0	7	0	
Rams	No	Yds	Avg	LG	TD	
Isiah Robertson	1	59	59.0	59t	1	
Jack Reynolds	1	12	12.0	12	0	
Bill Simpson	1	0	0.0	0	0	

PUNTING							
Redskins	No	Yds	Avg	LG	O/B	DN	Blk
Mike Bragg	5	226	45.2	58	1	0	0
Rams	No	Yds	Avg	LG	O/B	DN	Blk
Mike Burke	5	215	43.0	46	0	0	0

PUNT RETURNS						
Redskins	No	FC	Yds	Avg	LG	TD
Joe Theismann	4	0	22	5.5	12	0
Larry Jones	1	0	9	9.0	9	0
Rams	No	FC	Yds	Avg	LG	TD
Jim Bertelsen	1	0	10	10.0	10	0
Cullen Bryant	1	0	6	6.0	6	0

KICKOFF RETURNS						
Redskins	No	Yds	Avg	LG	TD	
Larry Jones	4	76	19.0	34	0	
Doug Cunningham	1	19	19.0	19	0	
Rams	No	Yds	Avg	LG	TD	
Cullen Bryant	3	82	27.3	41	0	

SACKS

Redskins: None
Rams: Merlin Olsen 0.5, Larry Brooks 0.5

PASSING							
Redskins	Att	Com	Yds	Tkd/Yd	TD	LG	IN
Billy Kilmer	18	7	99	0/0	0	41	0
Sonny Jurgensen	12	6	78	1/8	0	27	3
Rams	Att	Com	Yds	Tkd/Yd	TD	LG	IN
James Harris	24	8	95	0/0	1	22	2



1973 NFC Divisional Round / Cowboys 27, Rams 16

Texas Stadium, Dallas, TX • Sunday, December 23, 1973



RAMS 0 6 0 10-16
Dallas 14 3 0 10-27

DAL - Hill 3-yard run (Fritsch kick)
DAL - Pearson 4-yard pass from Staubach (Fritsch kick)
DAL - FG Fritsch 39
RAMS - FG Ray 33
RAMS - FG Ray 37
RAMS - FG Ray 40
RAMS - Baker 5-yard run (Ray kick)
DAL - Pearson 83-yard pass from Staubach (Fritsch kick)
DAL - FG Fritsch 12
PAID ATT -- 63,272

	RAMS	'BOYS
First Downs	11	15
Rushing	5	11
Passing	5	4
Penalty	1	0
Third Down Efficiency	0-14-0%	9-19-47%
Total Net Yards	192	298
Total Offensive Plays	58	68
Avg. Gain Per Play	3.1	4.4
Rushes-Yards	30-93	45-162
Avg. Gain Per Rush	3.1	3.6
Avg. Gain Per Pass	99	136
Net Passing Yards	24-7-1	16-8-2
Avg. Gain Per Pass	3.4	5.8
Sacks Allowed-Yards	5-34	7-44
Punts-Avg	5-43.6	7-46.7
Penalties-Yards	2-20	5-44
Fumbles-Lost	2-2	2-2

RAMS STARTERS

WR	Harold Jackson	LE	Jack Youngblood
LT	Charlie Cowan	LDT	Merlin Olsen
LG	Tom Mack	RDT	Larry Brooks
C	Ken Iman	RE	Fred Dryer
RG	Joe Scibelli	LLB	Ken Geddes
RT	John Williams	MLB	Jack Reynolds
TE	Bob Klein	RLB	Isiah Robertson
WR	Jack Snow	LC	Charlie Stukes
QB	John Hadl	RC	Eddie McMillan
RB	Jim Bertelsen	LS	Dave Elmendorf
RB	Lawrence McCutcheon	RS	Steve Preece

RUSHING						
Rams	Att	Yds	Avg	LG	TD	
Lawrence McCutcheon	13	48	3.7	12	0	
Jim Bertelsen	12	37	3.1	13	0	
John Hadl	2	10	5.0	6	0	
Tony Baker	1	5	5.0	5t	1	
Larry Smith	2	-7	-3.5	-1	0	
Cowboys	Att	Yds	Avg	LG	TD	
Calvin Hill	25	97	3.9	15	1	
Roger Staubach	4	30	7.5	12	0	
Walt Garrison	10	30	3.0	10	0	
Timmy Newhouse	6	5	0.8	4	0	

RECEIVING						
Rams	No	Yds	Avg	LG	TD	
Jack Snow	3	77	25.7	50	0	
Larry Smith	2	13	6.5	9	0	
Harold Jackson	1	40	40.0	40	0	
Lawrence McCutcheon	1	3	3.0	3	0	
Cowboys	No	Yds	Avg	LG	TD	
Drew Pearson	2	87	43.5	83t	2	
Calvin Hill	2	21	10.5	16	0	
Jean Fugett	1	38	38.0	38	0	
Bob Hayes	1	29	29.0	29	0	
Walt Garrison	1	3	3.0	3	0	
Billy Joe DuPree	1	2	2.0	2	0	

INTERCEPTIONS						
Rams	No	Yds	Avg	LG	TD	
Jack Reynolds	1	4	4.0	4	0	
Dave Elmendorf	1	0	0.0	0	0	
Cowboys	No	Yds	Avg	LG	TD	
Lee Roy Jordan	1	2	2.0	2	0	

PUNTING						
Rams	No	Yds	Avg	LG		
Dave Chapple	5	218	43.6	64		
Cowboys	No	Yds	Avg	LG		
Marv Bateman	7	327	46.7	55		

PUNT RETURNS						
Rams	No	FC	Yds	Avg	LG	TD
Jim Bertelsen	4	0	52	13.0	30	0
Dave Elmendorf	1	0	1	1.0	1	0
Cowboys	No	FC	Yds	Avg	LG	TD
Golden Richards	2	1	3	1.5	2	0

KICKOFF RETURNS						
Rams	No	Yds	Avg	LG	TD	
Rob Scribner	4	106	26.5	35	0	
Al Clark	2	49	24.5	29	0	
Cowboys	No	Yds	Avg	LG	TD	
Charlie Waters	1	23	23.0	23	0	
Cliff Harris	1	19	19.0	19	0	

SACKS

Rams: Jack Youngblood 2.5, Merlin Olsen 2.0, Fred Dryer 1.0, Ken Geddes 1.0, Larry Brooks 0.5
Cowboys: Bill Gregory 1.5, Harvey Martin 1.5, Pugh 1.0, Larry Cole 0.5, Pat Toomay 0.5

PASSING							
Rams	Att	Com	Yds	Tkd/Yd	TD	LG	IN
John Hadl	23	7	133	5/34	0	50	1
Lawrence McCutcheon	1	0	0	0/0	0	0	0
Cowboys	Att	Com	Yds	Tkd/Yd	TD	LG	IN
Roger Staubach	16	8	180	7/44	2	83t	2



1969 Playoff Bowl Game / Rams 31, Cowboys 0

Orange Bowl, Miami, FL • Saturday, January 3, 1970



RAMS 14 0 7 10 - 31
Cowboys0 0 0 0 - 0

RAMS - Josephson 35-yard pass from Gabriel (Gossett kick)
RAMS - Snow 67-yard pass from Gabriel (Gossett kick)
RAMS - Klein 16-yard pass from Gabriel (Gossett kick)
RAMS - Snow 49-yard pass from Gabriel (Gossett kick)
RAMS - FG Gossett 42
PAID ATT -- 31,151

	RAMS	BOYS
First Downs	13	13
Rushing	4	6
Passing	8	7
Penalty	1	0
Total Net Yards	297	222
Total Offensive Plays	53	60
Avg. Gain Per Play	5.6	3.8
Rushes-Yards	33-78	30-136
Avg. Gain Per Rush	3.4	4.7
Net Passing Yards	219	86
Att-Comp-Int	19-12-1	24-10-2
Avg. Gain Per Pass	10.9	2.9
Sacks Allowed-Yards	1-5	6-50
Punts-Avg	4-42.5	4-44.0
Penalties-Yards	2-39	2-25
Fumbles-Lost	.3-1	2-2

RUSHING					
Rams	Att	Yds	Avg	LG	TD
Larry Smith	10	29	2.9	6	0
Pat Studstill	1	22	22.0	22	0
Dick Bass	6	17	2.8	12	0
Les Josephson	8	8	1.0	8	0
Willie Ellison	6	8	1.3	7	0
Roman Gabriel	2	-6	-3.0	-3	0
Cowboys	Att	Yds	Avg	LG	TD
Walt Garrison	9	47	5.2	11	0
Roger Staubach	6	41	6.8	19	0
Calvin Hill	8	36	4.5	13	0
Dan Reeves	5	24	4.8	17	0
Les Shy	1	-1	-1.0	-1	0
Craig Morton	1	-11	-11.0	-11	0

RECEIVING					
Rams	No	Yds	Avg	LG	TD
Jack Snow	5	144	28.8	67t	2
Les Josephson	4	55	13.8	35t	1
Bob Klein	2	23	11.5	16t	1
Larry Smith	1	2	2.0	2	0
Cowboys	No	Yds	Avg	LG	TD
Bob Hayes	3	50	16.7	31	0
Pettis Norman	2	24	12.0	16	0
Lance Rentzel	1	25	25.0	25	0
Calvin Hill	1	17	17.0	17	0
Dennis Homan	1	16	16.0	16	0
Walt Garrison	1	4	4.0	4	0
Claxton Welch	1	0	0.0	0	0

INTERCEPTIONS					
Rams	No	Yds	Avg	LG	TD
Richie Petitbon	1	5	5.0	5	0
Jim Purnell	1	0	0.0	0	0
Cowboys	No	Yds	Avg	LG	TD
Otto Brown	1	11	11.0	11	0

PUNTING					
Rams	No	Yds	Avg	LG	
Pat Studstill	4	170	42.5	51	
Cowboys	No	Yds	Avg	LG	
Ron Widby	4	176	44.0	54	

PUNT RETURNS						
Rams	No	FC	Yds	Avg	LG	TD
Alvin Haymond	2	0	18	9.0	9	0
Ron Smith	1	0	19	19.0	19	0
Cowboys	No	FC	Yds	Avg	LG	TD
Mel Renfro	2	1	-1	-1.0	-1	0

KICKOFF RETURNS					
Rams	No	Yds	Avg	LG	TD
Ron Smith	1	17	17.0	17	0
Cowboys	No	Yds	Avg	LG	TD
Richmond Flowers	2	53	26.5	30	0
Calvin Hill	2	43	21.5	24	0

RAMS STARTERS

WR	Jack Snow	LE	Deacon Jones
LT	Charlie Cowan	LDT	Merlin Olsen
LG	Tom Mack	RDT	Coy Bacon
C	Ken Iman	RE	Diron Talbert
RG	Mike LaHood	LLB	Jack Pardee
RT	Mitch Johnson	MLB	Doug Woodlief
TE	Billy Truax	RLB	Jim Purnell
WR	Wendell Tucker	LC	Clarence Williams
QB	Roman Gabriel	RC	Jim Nettles
RB	Les Josephson	LS	Richie Petitbon
RB	Larry Smith	RS	Eddie Meador

PASSING

Rams	Att	Com	Yds	Tkd/Yd	TD	LG	IN
Roman Gabriel	17	12	224	1/5	4	67t	0
Les Josephson	1	0	0	0/0	0	0	1
Karl Sweetan	1	0	0	0/0	0	0	0
Cowboys	Att	Com	Yds	Tkd/Yd	TD	LG	IN
Craig Morton	18	9	120	5/42	0	31	1
Roger Staubach	6	1	16	1/8	0	16	1



1969 Western Conference Playoff Game / Vikings 23, Rams 20

Metropolitan Stadium, Bloomington, MN • Saturday, December 27, 1969



RAMS 7 10 0 3 - 20
Minnesota 7 0 7 9 - 23

RAMS - Klein 3-yard pass from Gabriel (Gossett kick)
MIN - Osborn 1-yard run (Cox kick)
RAMS - FG Gossett 20
RAMS - Truax 2-yards pass from Gabriel (Gossett kick)
MIN - Osborn 1-yard run (Cox kick)
RAMS - FG Gossett 27
MIN - Kapp 2-yard run (Cox kick)
MIN - Gabriel tackled in end zone by Eller for safety
PAID ATT -- 47,900

	RAMS	VIKES
First Downs	19	18
Rushing	10	7
Passing	9	10
Penalty	0	1
Total Net Yards	255	275
Total Offensive Plays	65	50
Avg. Gain Per Play	3.9	5.5
Rushes-Yards	30-126	29-97
Avg. Gain Per Rush	4.2	3.3
Net Passing Yards	129	178
Att-Comp-Int	32-22-1	19-12-2
Avg. Gain Per Pass	3.7	8.4
Sacks Allowed-Yards	3-21	2-18
Punts-Avg	3-36.3	3-39.3
Penalties-Yards	4-37	4-36
Fumbles-Lost	.1-0	3-1

RAMS STARTERS

WR	Jack Snow	LE	Deacon Jones
LT	Charlie Cowan	LDT	Merlin Olsen
LG	Tom Mack	RDT	Coy Bacon
C	Ken Iman	RE	Diron Talbert
RG	Mike LaHood	LLB	Jack Pardee
RT	Bob Brown	MLB	Doug Woodlief
TE	Billy Truax	RLB	Maxie Baughan
WR	Wendell Tucker	LC	Clarence Williams
QB	Roman Gabriel	RC	Jim Nettles
RB	Larry Smith	LS	Richie Petitbon
RB	Les Josephson	RS	Eddie Meador

RUSHING					
Rams	Att	Yds	Avg	LG	TD
Larry Smith	11	60	5.5	12	0
Roman Gabriel	4	26	6.5	13	0
Willie Ellison	4	22	5.5	17	0
Les Josephson	10	16	1.6	7	0
Tommy Mason	1	2	2.0	2	0
Vikings	Att	Yds	Avg	LG	TD
Joe Kapp	7	42	6.0	15	1
Dave Osborn	13	30	2.3	12	2
Bill Brown	8	22	2.7	6	0
Oscar Reed	1	3	3.0	3	0

RECEIVING					
Rams	No	Yds	Avg	LG	TD
Les Josephson	7	41	5.6	13	0
Larry Smith	6	36	6.0	10	0
Billy Truax	5	47	9.4	18	1
Wendell Tucker	3	23	7.7	9	0
Bob Klein	1	3	3.0	3t	1
Vikings	No	Yds	Avg	LG	TD
Gene Washington	4	90	22.5	41	0
John Henderson	4	68	17.0	24	0
Bill Brown	2	20	10.0	12	0
Oscar Reed	2	18	9.0	12	0

INTERCEPTIONS					
Rams	No	Yds	Avg	LG	TD
Eddie Meador	1	15	15.0	15	0
Richie Petitbon	1	4	4.0	4	0
Vikings	No	Yds	Avg	LG	TD
Alan Page	1	29	29.0	29	0

PUNTING					
Rams	No	Yds	Avg	LG	
Pat Studstill	3	110	36.3	51	
Vikings	No	Yds	Avg	LG	
Bob Lee	3	118	39.3	43	

PUNT RETURNS						
Rams	No	FC	Yds	Avg	LG	TD
Alvin Haymond	2	0	8	4.0	11	0
Ron Smith	0	1	0	0.0	0	0
Vikings	No	FC	Yds	Avg	LG	TD
Charlie West	1	0	6	6.0	6	0

KICKOFF RETURNS					
Rams	No	Yds	Avg	LG	TD
Ron Smith	3	47	15.7	18	0
Alvin Haymond	1	22	22.0	22	0
Vikings	No	Yds	Avg	LG	TD
Charlie West	4	93	23.3	28	0
Bob Grim	1	13	13.0	13	0
Sammy White	1	5	5.0	5	0

SACKS

Rams: Coy Bacon 0.5, Merlin Olsen 0.5, Team 1.0
Vikings: Carl Eller 2.0, Jim Marshall 1.0

PASSING

Rams	Att	Com	Yds	Tkd/Yd	TD	LG	IN
Roman Gabriel	32	22	150	3/21	2	18	1
Vikings	Att	Com	Yds	Tkd/Yd	TD	LG	IN
Joe Kapp	19	12	196	2/18	0	41	2



1967 Playoff Bowl Game / Rams 30, Browns 6



ORANGE BOWL, MIAMI, FL • SUNDAY, JANUARY 7, 1968

Cleveland 0 0 0 6 -6
RAMS 10 7 3 10 -11

RAMS - Casey 21-yard pass from Gabriel (Gossett kick)
RAMS - FG Gossett 41
RAMS - Truax 2-yard pass from Gabriel (Gossett kick)
RAMS - FG Gossett 46
CLE - Kelly 2-yard run (kick blocked)
RAMS - Ellison 9-yard run (Gossett kick)
RAMS - FG Gossett 19
PAID ATT -- 37,102

	BROWNS	RAMS
First Downs	12	21
Rushing	5	10
Passing	7	10
Penalty	0	1
Total Net Yards	205	385
Total Offensive Plays	65	74
Avg. Gain Per Play	3.2	5.2
Rushes-Yards	22-56	37-181
Avg. Gain Per Rush	2.5	4.9
Net Passing Yards	149	204
Att-Comp-Int	38-20-0	34-17-1
Avg. Gain Per Pass	3.9	6.0
Sacks Allowed-Yards	5-40	3-19
Punts-Avg	7-40.1	4-43.0
Penalties-Yards	3-36	5-65
Fumbles-Lost	4-3	2-1

RUSHING					
	Att	Yds	Avg	LG	TD
Browns					
Leroy Kelly	18	55	3.1	15	1
Larry Conjar	3	2	0.7	2	0
Gary Lane	1	-1	-1.0	-1	0
Rams					
Les Josephson	15	70	4.7	11	0
Dick Bass	13	51	3.9	14	0
Roman Gabriel	4	33	8.2	21	0
Willie Ellison	3	17	5.7	9	0
Tommy Mason	2	10	5.0	7	0

RECEIVING					
	No	Yds	Avg	LG	TD
Browns					
Paul Warfield	6	75	12.5	34	0
Clifton McNeil	4	21	5.3	10	0
Larry Collins	3	39	13.0	25	0
Larry Conjar	3	20	6.7	8	0
Milt Morin	2	22	11.0	15	0
Nick Pietrosante	1	12	12.0	12	0
Leroy Kelly	1	0	0.0	0	0
Rams					
Bernie Casey	6	82	13.7	22	1
Les Josephson	4	41	10.3	15	0
Tommy Mason	3	58	19.3	43	0
Billy Truax	2	13	6.5	11	1
Dave Pivec	1	25	25.0	25	0
Jack Snow	1	4	4.0	4	0

INTERCEPTIONS					
	No	Yds	Avg	LG	TD
Browns					
Bob Matheson	1	1	1.0	2	0
Rams					
None					

PUNTING					
	No	Yds	Avg	LG	
Browns					
Gary Collins	7	281	40.1	55	
Rams					
Jon Kilgore	4	172	43.0	59	

PUNT RETURNS					
	No	Yds	Avg	LG	TD
Browns					
Ben Davis	1	7	7.0	7	0
Leroy Kelly	1	5	5.0	5	0
Rams					
Eddie Meador	1	6	6.0	6	0
Irv Cross	1	1	1.0	1	0

KICKOFF RETURNS					
	No	Yds	Avg	LG	TD
Browns					
Ben Davis	2	45	22.5	24	0
Carl Ward	2	31	15.5	18	0
Rams					
None					

RAMS STARTERS

WR	Jack Snow	LE	Deacon Jones
LT	Joe Carollo	LDT	Merlin Olsen
LG	Tom Mack	RDT	Roger Brown
C	Ken Iman	RE	Lamar Lundy
RG	Joe Scibelli	LLB	Jack Pardee
RT	Charlie Cowan	MLB	Myron Pottios
TE	Billy Truax	RLB	Maxie Baughan
WR	Bernie Casey	LC	Clarence Williams
QB	Roman Gabriel	RC	Irv Cross
RB	Les Josephson	LS	Chuck Lamson
RB	Dick Bass	RS	Eddie Meador

PASSING								
	Att	Com	Yds	Tkd/Yd	TD	LG	IN	
Browns								
Frank Ryan	20	8	83	3/21	0	25	0	
Gary Lane	18	12	106	2/19	0	34	0	
Rams								
Roman Gabriel	30	17	223	3/19	2	43	1	
Bill Munson	2	0	0	0/0	0	0	0	
Les Josephson	1	0	0	0/0	0	0	0	
Eddie Meador	1	0	0	0/0	0	0	0	



1967 Western Conference Playoff Game / Packers 30, Rams 7



Milwaukee County Stadium, Milwaukee, WI • Saturday, December 23, 1967

RAMS 7 0 0 0 -7
Green Bay 0 14 7 7 -28

RAMS - Casey 29-yard pass from Gabriel (Gossett kick)
GB - Williams 46-yard run (Chandler kick)
GB - Dale 17-yard pass from Starr (Chandler kick)
GB - Mercein 6-yard run (Chandler kick)
GB - Williams 2-yard run (Chandler kick)
PAID ATT -- 49,861

	RAMS	PACK
First Downs	12	20
Rushing	2	11
Passing	9	8
Penalty	1	1
Total Net Yards	217	374
Total Offensive Plays	59	68
Avg. Gain Per Play	3.7	5.5
Rushes-Yards	28-75	45-163
Avg. Gain Per Rush	2.7	3.6
Net Passing Yards	142	211
Att-Comp-Int	31-11-1	23-17-1
Avg. Gain Per Pass	4.6	9.2
Sacks Allowed-Yards	5-44	1-11
Punts-Avg	5-32.6	6-39.3
Penalties-Yards	3-25	7-44
Fumbles-Lost	.0-0	3-3

RUSHING					
	Att	Yds	Avg	LG	TD
Rams					
Dick Bass	14	40	2.9	15	0
Les Josephson	9	16	1.8	5	0
Tommy Mason	2	13	6.5	10	0
Roman Gabriel	3	6	2.0	3	0
Packers					
Travis Williams	18	88	4.9	46	2
Donny Anderson	12	52	4.3	18	0
Chuck Mercien	12	13	1.1	7	1
Bart Starr	2	8	4.0	4	0
Ben Wilson	1	2	2.0	2	0

RECEIVING					
	No	Yds	Avg	LG	TD
Rams					
Bernie Casey	5	82	16.4	29t	1
Billy Truax	2	45	22.5	31	0
Les Josephson	2	30	15.0	22	0
Jack Snow	1	17	17.0	17	0
Bucky Pope	1	12	12.0	12	0
Packers					
Carroll Dale	6	109	18.2	48	1
Boyd Dowler	3	35	11.7	17	0
Marv Fleming	3	30	10.0	12	0
Donny Anderson	2	30	15.0	25	0
Chuck Mercien	2	10	5.0	5	0
Travis Williams	1	8	8.0	8	0

INTERCEPTIONS					
	No	Yds	Avg	LG	TD
Rams					
Chuck Lamson	1	24	24.0	24	0
Packers					
Tom Brown	1	20	20.0	20	0

PUNTING					
	No	Yds	Avg	LG	
Rams					
Jon Kilgore	6	236	39.3	40	
Packers					
Don Chandler	5	163	32.6	46	

PUNT RETURNS						
	No	FC	Yds	Avg	LG	TD
Rams						
Eddie Meador	1	2	0	0.0	0	0
Irv Cross	0	1	0	0.0	0	0
Packers						
Willie Wood	2	3	5	2.5	5	0
Tom Brown	1	0	39	39.0	39	0

KICKOFF RETURNS					
	No	Yds	Avg	LG	TD
Rams					
Willie Ellison	2	54	27.0	39	0
Irv Cross	1	26	26.0	26	0
Bob Nichols	1	0	0.0	0	0
Packers					
Dave Robinson	1	10	10.0	10	0
Jim Flanigan	1	9	9.0	9	0

RAMS STARTERS

WR	Jack Snow	LE	Deacon Jones
LT	Joe Carollo	LDT	Merlin Olsen
LG	Tom Mack	RDT	Roger Brown
C	Ken Iman	RE	Lamar Lundy
RG	Joe Scibelli	LLB	Jack Pardee
RT	Charlie Cowan	MLB	Myron Pottios
TE	Billy Truax	RLB	Maxie Baughan
WR	Bernie Casey	LC	Clarence Williams
QB	Roman Gabriel	RC	Irv Cross
RB	Dick Bass	LS	Chuck Lamson
RB	Les Josephson	RS	Eddie Meador

PASSING								
	Att	Com	Yds	Tkd/Yd	TD	LG	IN	
Rams								
Roman Gabriel	31	11	186	5/44	1	31	1	
Packers								
Bart Starr	23	17	222	1/11	1	48	1	



1955 NFL Championship Game / Browns 38, Rams 14

Los Angeles Coliseum, Los Angeles, CA • Monday, December 26, 1955



Cleveland 3 14 14 7-38
RAMS 0 7 0 7-14

CLE - FG Groza 26
CLE - Paul 65-yard interception return (Groza kick)
RAMS - Quinlan 67-yard pas from Van Brocklin (Richter kick)
CLE - Lavelli 50-yard pass from Graham (Groza kick)
CLE - Graham 15-yard run (Groza kick)
CLE - Graham 1-yard run (Groza kick)
CLE - Renfro 35-yard pass from Graham (Groza kick)
RAMS - Waller 4-yard run (Richter kick)
PAID ATT -- 85,693

	BROWNS	RAMS
First Downs	17	17
Rushing	7	8
Passing	10	8
Penalty	0	1
Total Net Yards	371	259
Total Offensive Plays	73	54
Avg. Gain Per Play	5.1	4.8
Rushes-Yards	48-169	26-116
Avg. Gain Per Rush	3.5	4.5
Net Passing Yards	202	143
Att-Comp-Int	25-14-3	28-11-7
Avg. Gain Per Pass	8.1	5.1
Punts-Avg	3-42.7	4-45.0
Penalties-Yards	5-74	2-10
Fumbles-Lost	0-0	1-1

RAMS OFFENSIVE STARTERS

LE Tom Fears
 LT Glen Holtzman
 LG Duane Putnam
 C Bobby Cross
 RG John Hock
 RT Charley Toogood
 RE Elroy Hirsch
 QB Norm Van Brocklin
 LH Ron Waller
 RH Volney Quinlan
 F Dan Towler

RUSHING					
	Att	Yds	Avg	LG	TD
Browns					
Ed Modzelewski	13	61	4.7	10	0
Maurice Bassett	11	49	4.5	12	0
Fred Morrison	11	33	3.0	5	0
Otto Graham	9	21	2.3	15t	2
Dub Jones	1	3	3.0	3	0
Bob Smith	3	2	0.7	5	0
Rams					
Dan Towler	14	64	4.6	15	0
Ron Waller	11	48	4.4	13	1
Bill Wade	1	4	4.0	4	0

RECEIVING					
	No	Yds	Avg	LG	TD
Browns					
Ed Modzelewski	5	34	6.8	14	0
Dante Lavelli	3	95	31.7	50t	1
Ray Renfro	2	49	24.5	35t	1
Dub Jones	1	11	11.0	11	0
Darrel Brewster	1	9	9.0	9	0
Fred Morrison	1	7	7.0	7	0
Maurice Bassett	1	4	4.0	4	0
Rams					
Volney Quinlan	5	116	23.2	67t	1
Ron Waller	3	18	6.0	11	0
Tom Fears	1	16	16.0	16	0
Elroy Hirsch	1	9	9.0	9	0
Dan Towler	1	7	7.0	7	0

INTERCEPTIONS					
	No	Yds	Avg	LG	TD
Browns					
Ken Konz	2	12	6.0	12	0
Don Paul	1	65	65.0	65t	1
Tommy James	1	11	11.0	11	0
Sam Palumbo	1	10	10.0	10	0
Walt Michaels	1	5	5.0	5	0
Henry Ford	1	0	0.0	0	0
Rams					
Don Burroughs	1	24	24.0	24	0
Larry Morris	1	22	22.0	22	0
Ed Hughes	1	0	0.0	0	0

PUNTING					
	No	Yds	Avg	LG	
Browns					
Horace Gillom	3	128	42.7	52	
Rams					
Norm Van Brocklin	4	180	45.0	49	

PUNT RETURNS					
	No	Yds	Avg	LG	TD
Browns					
Ken Konz	2	27	13.5	24	0
Don Paul	2	0	0.0	0	0
Rams					
Woodley Lewis	1	9	9.0	9	0

KICKOFF RETURNS					
	No	Yds	Avg	LG	TD
Browns					
Bob Smith	2	41	20.5	21	0
Don Paul	1	0	0.0	0	0
Rams					
Woodley Lewis	4	127	31.8	43	0
Ron Waller	3	88	29.3	32	0

PASSING						
	Att	Com	Yds	TD	LG	IN
Browns						
Otto Graham	25	14	209	2	50t	3
Rams						
Norm Van Brocklin	25	11	166	1	67t	6
Bill Wade	3	0	0	0	0	1



1952 NFL Conference Playoff Game / Lions 31, Rams 21

Briggs Stadium, Detroit, MI • Sunday, December 21, 1952



RAMS 0 7 0 14-21
Detroit 7 7 10 7-31

DET - Harder 12-yard run (Harder kick)
DET - Harder 3-yard run (Harder kick)
RAMS - Fears 15-yard pass from Van Brocklin (Waterfield kick)
DET - Hart 24-yard pass from Walker (Harder kick)
DET - FG Harder 43
RAMS - Towler 5-yard run (Waterfield kick)
RAMS - Smith 57-yard punt return (Waterfield kick)
DET - Hoernschmeyer 9-yard run (Harder kick)
PAID ATT -- 47,645

	RAMS	LIONS
First Downs	15	18
Rushing	5	11
Passing	8	7
Penalty	2	0
Total Net Yards	276	360
Total Offensive Plays	57	62
Avg. Gain Per Play	4.8	5.8
Rushes-Yards	29-128	39-173
Avg. Gain Per Rush	4.4	4.4
Net Passing Yards	179	192
Att-Comp-Int	28-18-1	23-11-4
Avg. Gain Per Pass	6.4	8.3
Punts-Avg	6-32.7	5-43.4
Penalties-Yards	2-14	5-35
Fumbles-Lost	0-0	2-2

RAMS STARTERS

LE Tom Fears
 LT Don Simensen
 LG Dick Daugherty
 C Leon McLaughlin
 RG Harry Thompson
 RT Tom Dahms
 RE Elroy Hirsch
 QB Norm Van Brocklin
 LH Dan Towler
 RH Verda Smith
 FB Paul Younger

LE Larry Brink
 LT Jim Winkler
 MG Stan West
 RT Charley Toogood
 RE Andy Robustelli
 LLB Paul Younger
 RLB Don Paul
 LH Jack Dwyer
 RH Woodley Lewis
 LS Jerry Williams
 RS Herb Rich

RUSHING					
	Att	Yds	Avg	LG	TD
Rams					
Volney Quinlan	6	60	10.0	47	0
Dan Towler	13	54	4.2	17	1
Paul Younger	4	14	3.5	13	0
Jack Myers	2	8	4.0	5	0
Verda Smith	4	-8	-2.0	2	0
Lions					
Pat Harder	8	72	9.0	20	2
Bob Hoernschmeyer	11	49	4.5	10	1
Doak Walker	7	29	4.1	18	0
Bobby Layne	6	20	3.3	13	0
Jack Christiansen	4	9	2.3	6	0
Ollie Cline	3	-6	-2.0	-2	0

RECEIVING					
	No	Yds	Avg	LG	TD
Rams					
Tom Fears	7	76	10.9	16	1
Elroy Hirsch	5	46	9.2	11	0
Bob Carey	3	30	10.0	7	0
Jack Myers	2	6	3.0	5	0
Dan Towler	1	21	21.0	21	0
Lions					
Leon Hart	5	86	17.2	24t	1
Doak Walker	2	75	37.5	51	0
Cloyce Box	2	20	10.0	11	0
Pat Harder	1	6	6.0	6	0
Jack Christiansen	1	5	5.0	5	0

INTERCEPTIONS					
	No	Yds	Avg	LG	TD
Rams					
Norb Hecker	1	20	20.0	20	0
Stan West	1	8	8.0	8	0
Don Paul	1	4	4.0	4	0
Elroy Hirsch	1	0	0.0	0	0
Lions					
LaVern Torgeson	1	0	0.0	0	0

PUNTING					
	No	Yds	Avg	LG	O/B
Rams					
Norm Van Brocklin	4	147	36.8	50	
1					
Bob Waterfield	2	49	24.5	29	1
Lions					
Robert Smith	5	217	43.4	5	5
1					

PUNT RETURNS					
	No	Yds	Avg	LG	TD
Rams					
Verda Smith	3	72	24.0	57t	1
Woodley Lewis	1	4	4.0	4	0
Lions					
Yale Lary	1	7	7.0	7	0

KICKOFF RETURNS					
	No	Yds	Avg	LG	TD
Rams					
Woodley Lewis	5	133	26.6	36	0
Lions					
Jack Christiansen	3	71	23.7	34	0
Yale Lary	1	25	25.0	25	0

PASSING						
	Att	Com	Yds	TD	LG	IN
Rams						
Norm Van Brocklin	19	15	166	1	21	0
Bob Waterfield	9	3	13	0	7	1
Lions						
Bobby Layne	21	9	144	0	51	4
Bob Hoernschmeyer	1	1	24	0	24	0
Doak Walker	1	1	24	1	24t	0



1951 NFL Championship Game / Rams 24, Browns 17

Los Angeles Coliseum, Los Angeles, CA • Sunday, December 23, 1951



RAMS	0	7	7	10-24
Cleveland	0	10	0	7-17

CLE - FG Groza 52
 CLE - Jones 17-yard pass from Graham (Groza kick)
 RAMS - Towler 1-yard run (Waterfield kick)
 RAMS - Hoerner 1-yard run (Waterfield kick)
 RAMS - FG Waterfield 17
 CLE - Carpenter 5-yard run (Groza kick)
 RAMS - Fears 73-yard pass from Van Brocklin (Waterfield kick)
 PAID ATT -- 57,522

	RAMS	BROWNS
First Downs	20	22
Rushing	9	6
Passing	9	16
Penalty	2	0
Total Net Yards	334	372
Total Offensive Plays	73	64
Avg. Gain Per Play	4.6	5.8
Rushes-Yards	43-81	23-92
Avg. Gain Per Rush	1.9	4.0
Net Passing Yards	253	280
Att-Comp-Int	30-13-2	41-19-3
Avg. Gain Per Pass	8.4	6.8
Punts-Avg	5-43.4	4-36.5
Penalties-Yards	5-25	6-41
Fumbles-Lost	2-1	4-1

RAMS OFFENSIVE STARTERS

LE Tom Fears
 LT Don Simensen
 LG Dick Daugherty
 C Leon McLaughlin
 RG Bill Lange
 RT Tom Dahms
 RE Elroy Hirsch
 QB Bob Waterfield
 LH Dan Towler
 RH Paul Younger
 FB Dick Hoerner

RUSHING				
	Att	Yds	Avg	TD
Browns				
Otto Graham	5	43	8.6	0
Marion Motley	5	23	4.8	0
Ken Carpenter	4	14	3.5	1
Dub Jones	9	12	1.3	0
Rams				
Dan Towler	16	36	2.3	1
Paul Younger	4	20	5.0	0
Verda Smith	9	15	1.7	0
Bob Waterfield	2	8	4.0	0
Dick Hoerner	5	5	1.0	1
Norm Van Brocklin	1	3	3.0	0
Glenn Davis	6	-6	-1.0	0

RECEIVING					
	No	Yds	Avg	LG	TD
Browns					
Mac Speedie	7	81	11.6	14	0
Dub Jones	4	62	15.5	26	1
Dante Lavelli	4	65	16.3	17	0
Ken Carpenter	3	49	16.3	17	0
Marion Motley	1	23	23.0	23	0
Rams					
Tom Fears	4	146	36.5	73t	1
Elroy Hirsch	4	66	16.5	20	0
Glenn Davis	2	10	5.0	11	0
Verda Smith	2	20	10.0	18	0
Dick Hoerner	1	13	13.0	13	0

INTERCEPTIONS					
	No	Yds	Avg	LG	TD
Browns					
Tommy James	1	0	0.0	0	0
Warren Lahr	1	0	0.0	0	0
Rams					
Marvin Johnson	1	35	35.0	35	0
Don Paul	1	26	26.0	26	0
Jerry Williams	1	15	15.0	15	0

PUNTING					
	No	Yds	Avg	LG	O/B
Browns					
Horace Gillom	4	146	36.5	38	0
Rams					
Bob Waterfield	5	217	43.4	51	1

PUNT RETURNS						
	No	FC	Yds	Avg	LG	TD
Browns						
Cliff Lewis	1	0	13	13.0	13	0
Ken Carpenter	1	0	1	1.0	1	0
Rams						
Tom Kalmanir	0	1	0	0.0	0	0
Verda Smith	0	1	0	0.0	0	0

KICKOFF RETURNS				
	No	Yds	Avg	LG
Browns				
TD				
Ken Carpenter	5	132	26.4	35
0				
Rams				
TD				
None				

PASSING						
	Att	Com	Yds	TD	LG	IN
Browns						
Otto Graham	40	19	280	1	26	3
Ken Carpenter	1	0	0	0	0	0
Rams						
Bob Waterfield	24	9	125	0	20	2
Norm Van Brocklin	6	4	128	1	73t	0



1950 NFL Championship Game / Browns 30, Rams 28

Cleveland Stadium, Cleveland, OH • Sunday, December 24, 1950



RAMS	14	0	14	0-28
Cleveland	7	6	7	10-30

RAMS - Davis 82-yard pass from Waterfield (Waterfield kick)
 RAMS - Hoerner 3-yard run (Waterfield kick)
 CLE - Jones 31-yard pass from Graham (Groza kick)
 CLE - Lavelli 35-yard pass from Graham (kick failed)
 CLE - Lavelli 39-yard pass from Graham (Groza kick)
 RAMS - Hoerner 1-yard run (Waterfield kick)
 RAMS - Brinks 6-yard fumble recovery (Waterfield kick)
 CLE - Bumgardner 14-yard pass from Graham (Groza kick)
 CLE - FG Groza 16
 PAID ATT -- 29,751

	BROWNS	RAMS
First Downs	22	22
Rushing	8	9
Passing	13	12
Penalty	1	1
Total Net Yards	414	418
Total Offensive Plays	68	58
Avg. Gain Per Play	6.1	7.2
Rushes-Yards	25-116	36-106
Avg. Gain Per Rush	4.6	2.9
Net Passing Yards	298	312
Att-Comp-Int	33-22-1	32-18-5
Avg. Gain Per Pass	9.0	9.8
Punts-Avg	5-38.4	4-50.8
Penalties-Yards	3-25	4-48
Fumbles-Lost	3-3	0-0

RAMS OFFENSIVE STARTERS

LE Tom Fears
 LT Dick Huffman
 LG Jack Finlay
 C Fred Naumetz
 RG Harry Thompson
 RT Bob Reinhard
 RE Jack Zilly
 QB Bob Waterfield
 LH Glenn Davis
 RH Verda Smith
 FB Dick Hoerner

RUSHING					
	Att	Yds	Avg	LG	TD
Rams					
Dick Hoerner	24	86	3.6	24	2
Verda Smith	4	11	2.8	15	0
Glenn Davis	6	6	1.0	9	0
Bob Waterfield	1	2	2.0	2	0
Ralph Pasquarello	1	1	1.0	1	0
Browns					
Otto Graham	12	99	8.3	21	0
Marion Motley	6	9	1.5	10	0
Dub Jones	2	4	2.0	3	0
Rex Bumgardner	5	2	0.4	5	0
Dante Lavelli	0	2	2.0	2	0

RECEIVING					
	No	Yds	Avg	LG	TD
Rams					
Tom Fears	9	136	15.1	44	0
Glenn Davis	8	88	11.0	82t	1
Elroy Hirsch	4	42	10.5	23	0
Verda Smith	3	46	15.3	38	0
Browns					
Dante Lavelli	11	128	11.6	39t	2
Dub Jones	4	80	20.0	31t	1
Rex Bumgardner	4	46	11.5	15	1
Horace Gillom	1	29	29.0	29	0
Mac Speedie	1	17	17.0	17	0
Marion Motley	1	-2	-2.0	-2	0

INTERCEPTIONS					
	No	Yds	Avg	LG	TD
Rams					
Fred Naumetz	1	11	11.0	11	0
Browns					
Warren Lahr	2	14	7.0	n/a	0
Ken Gorgal	1	33	33.0	33	0
Hal Herring	1	7	7.0	7	0
Tommy Thompson	1	0	0.0	0	0

PUNTING				
	No	Yds	Avg	LG
Rams				
Bob Waterfield	4	203	50.8	61
Browns				
Horace Gillom	5	192	38.4	68

PUNT RETURNS					
	No	Yds	Avg	LG	TD
Rams					
Glenn Davis	1	14	14.0	14	0
Tom Kalmanir	1	0	0.0	0	0
Browns					
Cliff Lewis	2	22	11.0	16	0

KICKOFF RETURNS					
	No	Yds	Avg	LG	TD
Rams					
Verda Smith	3	59	19.7	29	0
Jerry Williams	1	35	35.0	35	0
Tom Kalmanir	1	32	32.0	32	0
Browns					
Ken Carpenter	3	58	19.3	28	0

PASSING						
	Att	Com	Yds	TD	LG	IN
Rams						
Bob Waterfield	31	18	312	1	82t	4
Norm Van Brocklin	1	0	0	0	0	0
Browns						
Otto Graham	32	22	298	4	39t	1
Tommy James	1	0	0	0	0	0



1950 NFL Conference Game / Rams 24, Bears 14

Los Angeles Coliseum, Los Angeles, CA • Sunday, December 17, 1950



Chicago	0	7	0	7-14
RAMS	3	14	7	0-24

RAMS - FG Waterfield 43
 CHI - Campana 22-yard run (Lujack kick)
 RAMS - Fears 68-yard pass from Waterfield (Waterfield kick)
 RAMS - Fears 27-yard pass from Waterfield (Waterfield kick)
 RAMS - Fears 22-yard pass from Waterfield (Waterfield kick)
 CHI - Morrison 4-yard run (Lujack kick)
 PAID ATT -- 83,501

	BEARS	RAMS
First Downs	23	11
Rushing	12	4
Passing	10	6
Penalty	1	1
Total Net Yards	422	371
Total Offensive Plays	77	63
Avg. Gain Per Play	5.5	5.9
Rushes-Yards	48-229	32-74
Avg. Gain Per Rush	4.8	2.3
Net Passing Yards	193	297
Att-Comp-Int	29-15-3	31-16-1
Avg. Gain Per Pass	6.7	9.6
Punts-Avg	7-44.0	10-44.9
Penalties-Yards	5-45	8-74
Fumbles-Lost	.3-2	1-1

RAMS OFFENSIVE STARTERS

LE	Tom Fears
LT	Dick Huffman
LG	Jack Finlay
C	Fred Naumetz
RG	Harry Thompson
RT	Bob Reinhard
RE	Jack Zilly
QB	Bob Waterfield
LH	Glenn Davis
RH	Tom Kalmanir
FB	Dick Hoerner

RUSHING					
Bears	Att	Yds	Avg	LG	TD
George Gulyanics	15	94	6.3	0	0
Julie Rykovich	14	67	4.8	0	0
Fred Morrison	6	36	6.0	1	1
Jack Hoffman	5	16	3.2	0	0
Al Campana	3	7	2.3	1	1
Chuck Hunsinger	2	7	3.5	0	0
Johnny Lujack	3	2	0.7	0	0
Rams	Att	Yds	Avg	LG	TD
Dick Hoerner	7	18	2.6	0	0
Glenn Davis	8	15	1.9	0	0
Paul Barry	8	16	2.0	0	0
Verda Smith	3	12	4.0	0	0
Jerry Williams	1	6	6.0	0	0
Ralph Pasquariello	1	3	3.0	0	0
Bob Waterfield	2	2	1.0	0	0
Dan Towler	2	2	1.0	0	0

RECEIVING					
Bears	No	Yds	Avg	LG	TD
George Gulyanics	6	67	11.2	18	0
Jim Keane	3	50	16.7	19	0
Fred Morrison	2	44	22.0	26	0
J.R. Boone	1	13	13.0	13	0
Harper Davis	1	5	5.0	5	0
Ken Kavanaugh	1	6	6.0	6	0
Julie Rykovich	1	8	8.0	8	0
Rams	No	Yds	Avg	LG	TD
Tom Fears	7	198	28.3	68t	3
Glenn Davis	3	6	2.0	6	0
Elroy Hirsch	2	46	23.0	29	0
Bob Boyd	1	-4	-4.0	-4	0
Dick Hoerner	1	9	9.0	9	0
Verda Smith	1	35	35.0	35	0
Dan Towler	1	7	7.0	7	0

INTERCEPTIONS					
Bears	No	Yds	Avg	LG	TD
George McAfee	1	20	20.0	20	0
Rams	No	Yds	Avg	LG	TD
Woodley Lewis	1	28	28.0	28	0
Tom Keane	1	18	18.0	18	0
Elroy Hirsch	1	10	10.0	10	0

PUNTING					
Bears	No	Yds	Avg	LG	O/B
Fred Morrison	7	308	44.0	49	1
Rams	No	Yds	Avg	LG	O/B
Norm Van Brocklin	4	173	43.3	51	1
Bob Waterfield	6	276	46.0	67	0

PUNT RETURNS						
Bears	No	FC	Yds	Avg	LG	TD
George McAfee	6	0	77	12.8	18	0
Rams	No	FC	Yds	Avg	LG	TD
Tom Kalmanir	2	1	14	7.0	10	0
Glenn Davis	1	0	8	8.0	8	0

KICKOFF RETURNS					
Bears	No	Yds	Avg	LG	TD
Chuck Hunsinger	2	31	15.5	24	0
Rams	No	Yds	Avg	LG	TD
None					

PASSING						
Bears	Att	Com	Yds	TD	LG	IN
Johnny Lujack	29	15	193	0	26	3
Rams	Att	Com	Yds	TD	LG	IN
Bob Waterfield	21	14	280	3	68t	1
Norm Van Brocklin	10	2	17	0	9	0



1949 NFL Championship Game / Eagles 14, Rams 0

Los Angeles Coliseum, Los Angeles, CA • Sunday, December 18, 1949



Philadelphia	0	7	7	0	-14
RAMS	0	0	0	0	-0

PHI - Pihos 31-yard pass from Thompson (Patton kick)
 PHI - Skladany 2-yard blocked punt return (Patton kick)
 PAID ATT -- 27,980

	EAGLES	RAMS
First Downs	17	7
Rushing	12	0
Passing	4	6
Penalty	1	1
Total Net Yards	342	119
Total Offensive Plays	70	51
Avg. Gain Per Play	4.9	2.3
Rushes-Yards	61-274	24-21
Avg. Gain Per Rush	4.5	0.9
Net Passing Yards	68	98
Att-Comp-Int	9-5-1	27-10-2
Avg. Gain Per Pass	7.6	3.6
Punts-Avg	6-36.3	9-38.1
Penalties-Yards	6-40	4-25
Fumbles-Lost	.1-1	4-0

RAMS OFFENSIVE STARTERS

LE	Tom Fears
LT	Dick Huffman
LG	Hal Dean
C	Fred Naumetz
RG	Ray Yagiello
RT	Gilbert Bouley
RE	Jack Zilly
QB	Bob Waterfield
LH	Fred Gehrke
RH	Verda Smith
FB	Dick Hoerner

RUSHING					
Eagles	Att	Yds	Avg	TD	
Steve Van Buren	31	196	6.3	0	0
Jim Parmer	15	41	2.7	0	0
Clyde Scott	6	23	3.8	0	0
Tommy Thompson	4	7	1.8	0	0
Frank Ziegler	3	4	1.3	0	0
Bosh Pritchard	1	2	2.0	0	0
Jack Myers	1	1	1.0	0	0
Rams	Att	Yds	Avg	TD	
Fred Gehrke	3	13	4.3	0	0
Verda Smith	6	11	1.8	0	0
Dick Hoerner	7	10	1.4	0	0
Bob Waterfield	2	3	1.5	0	0
Elroy Hirsch	2	0	0.0	0	0
Tom Kalmanir	2	0	0.0	0	0
Norm Van Brocklin	2	-16	-8.0	0	0

RECEIVING					
Eagles	No	Yds	Avg	TD	
Jack Ferrante	2	27	13.5	0	0
Pete Pihos	1	31	31.0	1	1
Clyde Scott	1	17	17.0	0	0
Tommy Thompson	1	-7	-7.0	0	0
Rams	No	Yds	Avg	TD	
Dick Huffman	2	26	13.0	0	0
Bob Shaw	2	21	10.5	0	0
Tom Fears	2	15	7.5	0	0
Verda Smith	2	11	6.5	0	0
Dick Hoerner	1	19	19.0	0	0
Paul Younger	1	6	6.0	0	0

INTERCEPTIONS					
Eagles	No	Yds	Avg	TD	
Frank Reagan	1	0	0.0	0	0
Rams	No	Yds	Avg	TD	
Don Currivan	2	0	0.0	0	0

PUNTING					
Eagles	No	Yds	Avg	BL	
Joe Muha	6	218	36.3	0	0
Rams	No	Yds	Avg	BL	
Bob Waterfield	8	343	42.9	1	1

PUNT RETURNS					
Eagles	No	FC	Yds	Avg	TD
Clyde Scott	2	0	0	0.0	0
Frank Ziegler	2	0	0	0.0	0
Rams	No	FC	Yds	Avg	TD
Verda Smith	2	0	17	8.5	0

KICKOFF RETURNS					
Eagles	No	Yds	Avg	TD	
Clyde Scott	1	35	35.0	0	0
Rams	No	Yds	Avg	TD	
Verda Smith	1	20	20.0	0	0

PASSING						
Eagles	Att	Com	Yds	TD	IN	
Tommy Thompson	9	5	68	1	2	
Rams	Att	Com	Yds	TD	IN	
Norm Van Brocklin	14	5	55	0	0	
Bob Waterfield	13	5	43	0	1	



1945 NFL Championship Game / Rams 15, Washington 14

Municipal Stadium, Cleveland, OH • Sunday, December 16, 1945



Washington	0	7	7	0	-14
RAMS	2	7	6	0	-15

RAMS - Pass by Baugh from end zone struck goalpost for automatic safety
 WAS - Bagarus 38-yard pass from Filchok (Aguirre kick)
 RAMS - Benton 37-yard pass from Waterfield (Waterfield kick)
 RAMS - Gillette 44-yard pass from Waterfield (failed)
 WAS - Seymour 8-yard pass from Filchok (Aguirre kick)
 PAID ATT -- 32,178

	'SKINS	RAMS
First Downs	8	14
Rushing	3	9
Passing	4	4
Penalty	1	1
Total Net Yards	211	372
Total Offensive Plays	54	71
Avg. Gain Per Play	3.9	5.2
Rushes-Yards	34-35	44-180
Avg. Gain Per Rush	1.0	4.1
Net Passing Yards	179	192
Att-Comp-Int	20-9-2	27-14-2
Avg. Gain Per Pass	9.0	7.1
Punts-Avg	7-38.9	8-37.9
Penalties-Yards	4-29	6-60
Fumbles-Lost	1-0	1-1

RAMS OFFENSIVE STARTERS

- LE Floyd Konetsky
- LT Eberle Schultz
- LG Riley Matheson
- C Michael Scarry
- RG Milan Lazetich
- RT Gilbert Bouley
- RE Emil Pritko
- QB Albie Reisz
- LH Stephen Nemeth
- RH James Gillette
- FB Pat West

RUSHING

	Att	Yds	Avg	TD
Redskins				
Merle Condit	9	18	2.0	0
Sal Rosato	6	17	2.8	0
Frank Akins	6	16	2.7	0
Bob DeFruiter	1	15	15.0	0
Cecil Hare	2	6	3.0	0
Dick Todd	1	1	1.0	0
Bill DeCorrevont	1	-2	-2.0	0
Steve Bagarus	5	-4	-0.8	0
Frank Filchok	3	-32	-10.7	0
Rams				
James Gillette	17	101	5.9	0
Fred Gehrke	7	29	4.1	0
Donald Greenwood	9	19	2.1	0
Pat West	3	17	5.7	0
Albie Reisz	3	14	4.7	0
George Koch	2	1	0.5	0
Bob Waterfield	3	-1	-0.3	0

RECEIVING

	No	Yds	Avg	TD
Redskins				
Steve Bagarus	3	95	31.7	1
Cecil Hare	2	20	10.0	0
Les Dye	1	44	44.0	0
Doug Turley	1	11	11.0	0
Bob Seymour	1	8	8.0	1
Merle Condit	1	1	1.0	0
Rams				
Jim Benton	9	125	5.9	1
James Gillette	2	45	22.5	1
Emil Pritko	2	17	8.5	0
Pat West	1	5	5.0	0

INTERCEPTIONS

	No	Yds	Avg	TD
Redskins				
Ki Aldrich	2	11	6.5	0
Rams				
Pat West	1	19	19.0	0
Albie Reisz	1	16	16.0	0

PUNTING

	No	Yds	Avg
Redskins			
Sammy Baugh	7	272	38.9
Rams			
Bob Waterfield	8	303	37.9

PUNT RETURNS

	No	FC	Yds	Avg	TD
Redskins					
Steve Bagarus	4	0	52	13.0	0
Dick Todd	1	0	15	15.0	0
Rams					
Albie Reisz	3	0	37	12.3	0

PASSING

	Att	Com	Yds	TD	IN
Redskins					
Frank Filchok	14	8	172	1	2
Sammy Baugh	6	1	7	0	0
Rams					
Bob Waterfield	27	14	192	2	2



Frozen Cleveland Stadium in 1945 NFL Championship Game. Straw helped warm players' feet.



Series Results



ARIZONA CARDINALS (Rams lead series, 43-38-2)

1937	Cardinals, 6-0	Cle
	Cardinals, 13-7	Chi
1938	Cardinals, 7-6	Cle
	Cardinals, 31-17	Chi
1939	Rams, 24-0	Chi
	Rams, 14-0	Cle
1940	Rams, 26-14	Cle
	Cardinals, 17-7	Chi
1941	Rams, 10-6	Chi
	Cardinals, 7-0	Cle
1942	Cardinals, 7-0	Buf
	Rams, 7-3	Cle
1945	Rams, 21-0	Cle
	Rams, 35-21	Chi
1946	Cardinals, 34-10	Chi
	Rams, 17-14	LA
1947	Rams, 27-7	LA
	Cardinals, 17-10	Chi
1948	Cardinals, 27-22	LA
	Cardinals, 27-24	Chi
1949	Tie, 28-28	Chi
	Cardinals, 31-27	LA
1951	Rams, 45-21	LA
1953	Tie, 24-24	Chi
1954	Rams, 28-17	LA
1958	Rams, 20-14	Chi
1960	Cardinals, 43-21	LA
1965	Rams, 27-3	StL
1968	Rams, 24-13	StL
1970	Rams, 34-13	LA
1972	Cardinals, 24-14	StL
1975	***Rams, 35-23	LA
1976	Cardinals, 30-28	LA
1979	Rams, 21-0	LA
1980	Rams, 21-13	StL
1984	Rams, 16-13	StL
1985	Rams, 46-14	LA
1986	Rams, 16-10	StL
1987	Rams, 27-24	StL
1988	Cardinals, 41-27	LA
1989	Rams, 37-14	LA
1991	Cardinals, 24-14	LA
1992	Cardinals, 20-14	LA
1993	Cardinals, 38-10	Az
1994	Rams, 14-12	LA
1996	Cardinals, 31-28 OT	Az
1998	Cardinals 20-17	StL
2002	Rams, 27-14	Az
	Rams, 30-28	StL
2003	Rams, 37-13	StL
	Rams, 30-27 OT	Az
2004	Rams, 17-10	StL
	Cardinals, 31-7	Az
2005	Rams, 17-12	Az
	Cardinals, 38-28	StL
2006	Rams, 16-14	Az
	Cardinals, 34-20	StL
2007	Cardinals, 34-31	StL
	Cardinals, 48-19	Az
2008	Cardinals, 34-13	StL
	Cardinals, 34-10	Az
2009	Cardinals, 21-13	StL
	Cardinals, 31-10	Az
2010	Cardinals, 17-13	StL
	Rams, 19-6	Az
2011	Cardinals, 23-20	StL
	Cardinals, 19-13	Az
2012	Rams, 17-3	StL
	Rams, 31-17	Az
2013	Rams, 27-24	StL
	Cardinals, 30-10	Az
2014	Cardinals, 31-14	Az
	Cardinals, 12-6	StL
2015	Rams, 24-22	Az
	Cardinals, 27-3	StL
2016	Rams, 17-13	Az
	Cardinals, 44-6	LA
2017	^Rams, 33-0	London
	Rams, 32-16	Az
2018	Rams, 34-0	LA
	Rams, 31-9	Az
2019	Rams, 34-7	Az
	Rams, 31-24	LA

Points: Rams 1,687, Cardinals 1,583
 ***NFC Divisional Playoff ^International Series



ATLANTA FALCONS (Rams lead series, 48-30-2)

1966	Rams, 19-14	Atl
1967	Rams 31-3	Atl
	Rams, 20-3	LA
1968	Rams, 27-14	LA
	Rams, 17-10	Atl
1969	Rams, 17-7	LA
	Rams, 38-6	Atl
1970	Tie, 10-10	LA
	Rams, 17-7	Atl
1971	Tie, 20-20	LA
	Rams, 24-16	Atl
1972	Falcons, 31-3	Atl
	Rams, 20-7	LA
1973	Rams, 31-0	LA
	Falcons, 15-13	Atl
1974	Rams, 21-0	LA
	Rams, 30-7	Atl
1975	Rams, 22-7	LA
	Rams, 16-7	Atl
1976	Rams, 30-14	Atl
	Rams, 59-0	LA
1977	Falcons, 17-6	Atl
	Rams, 23-7	LA
1978	Rams, 10-0	LA
	Falcons, 15-7	Atl
1979	Rams, 20-14	LA
	Rams, 34-13	Atl
1980	Falcons, 13-10	Atl
	Rams, 20-17 OT	LA
1981	Rams, 37-35	Atl
	Rams, 21-16	LA
1982	Falcons, 34-17	Atl
1983	Rams, 27-21	LA
	Rams, 36-13	Atl
1984	Falcons, 30-28	LA
	Rams, 24-10	Atl
1985	Rams, 17-6	LA
	Falcons, 30-14	Atl
1986	Falcons, 26-14	Atl
	Rams, 14-7	LA
1987	Falcons, 24-20	Atl
	Rams, 33-0	LA
1988	Rams, 33-0	Atl
	Rams, 22-7	LA
1989	Rams, 31-21	Atl
	Rams, 26-14	LA
1990	Rams, 44-24	LA
	Falcons, 20-13	Atl
1991	Falcons, 31-14	Atl
	Falcons, 31-14	LA
1992	Falcons, 30-28	Atl
	Rams, 38-27	LA
1993	Falcons, 30-24	Atl
	Falcons, 13-0	LA
1994	Falcons, 31-13	Atl
	Falcons, 8-5	LA
1995	Rams, 21-19	StL
	Falcons, 31-6	Atl
1996	Rams, 59-16	StL
	Rams, 34-27	Atl
1997	Falcons, 34-31	Atl
	Falcons, 27-21	StL
1998	Falcons, 37-15	Atl
	Falcons, 21-10	StL
1999	Rams, 35-7	StL
	Rams, 41-13	Atl
2000	Rams, 41-20	Atl
	Rams, 45-29	StL
2001	Rams, 35-6	Atl
	Rams, 31-13	StL
2003	Rams, 36-0	StL
2004	Falcons, 34-17	Atl
2004	***Falcons, 47-17	Atl
2007	Rams, 28-16	StL
2008	Falcons, 31-27	Atl
2010	Falcons, 34-17	StL
2013	Falcons, 31-24	Atl
2016	Falcons, 42-14	LA
2017	**Falcons, 26-13	LA
2019	Rams, 37-10	Atl

Points: Rams 1,877, Falcons 1,404

** NFC Wild Card Playoff
 *** NFC Divisional Playoff



Series Results



BALTIMORE RAVENS

(Ravens lead series, 5-2)

1996	Ravens, 37-31 OT	Bal
1999	Rams, 27-10	StL
2003	Rams, 33-22	StL
2007	Ravens, 22-3	Bal
2011	Ravens, 37-7	StL
2015	Ravens, 16-13	Bal
2019	Ravens, 45-6	LA

Points: Rams 120, Ravens 189



BUFFALO BILLS

(Bills lead series, 7-5)

1970	Rams, 19-0	Buf
1974	Rams, 19-14	LA
1980	Bills, 10-7 OT	Buf
1983	Rams, 41-17	LA
1989	Bills, 23-20	Buf
1992	Bills, 40-7	Buf
1995	Bills, 45-27	StL
1998	Rams, 34-33	Buf
2004	Bills, 37-17	Buf
2008	Bills, 31-14	StL
2012	Rams, 15-12	Buf
2016	Bills, 30-19	LA

Points: Rams 239, Bills 292



CAROLINA PANTHERS

(Panthers lead series, 13-9)

1995	Rams, 31-10	Car
	Rams, 28-17	StL
1996	Panthers, 45-13	Car
	Panthers, 20-10	StL
1997	Panthers, 16-10	StL
	Rams, 30-18	Car
1998	Panthers 24-20	StL
	Panthers 20-13	Car
1999	Rams, 35-10	StL
	Rams, 34-21	Car
2000	Panthers, 27-24	StL
	Panthers, 16-3	Car
2001	Rams, 48-14	StL
	Rams, 38-32	Car
2003	*Panthers, 29-23 (20T)	StL
2004	Panthers, 20-7	Car
2006	Panthers, 15-0	Car
2007	Panthers, 27-13	StL
2010	Rams, 20-10	StL
2013	Panthers, 30-15	Car
2016	Panthers, 13-10	LA
2019	Rams, 30-27	Car

Points: Rams 455, Panthers 461

*NFC Divisional Playoff



CHICAGO BEARS

(Bears lead series, 54-37-3)

1937	Bears, 15-7	Cle
	Bears, 20-2	Chi
1938	Rams, 14-7	Chi
	Rams, 23-21	Cle
1939	Bears, 30-21	Cle
	Bears, 35-21	Chi
1940	Bears, 21-14	Cle
	Bears, 47-25	Chi
1941	Bears, 48-21	Cle
	Bears, 31-13	Chi
1942	Bears, 21-7	Cle
	Bears, 47-0	Chi
1944	Rams, 19-7	Cle
	Bears, 28-21	Chi
1945	Rams, 17-0	Cle
	Rams, 41-21	Chi
1946	Tie, 28-28	Chi
	Bears, 27-21	LA
1947	Bears, 41-21	LA
	Rams, 17-14	Chi
1948	Bears, 42-21	Chi
	Bears, 21-6	LA
1949	Rams, 31-16	Chi
	Rams, 27-24	LA
1950	Bears, 24-20	LA
	Bears, 24-14	Chi
	*Rams, 24-14	LA
1951	Rams, 42-17	Chi
1952	Rams, 31-7	LA
	Rams, 40-24	Chi
1953	Rams, 38-24	LA
	Bears, 24-21	Chi
1954	Rams, 42-38	LA
	Bears, 24-13	Chi
1955	Bears, 31-20	LA
	Bears, 24-3	Chi
1956	Bears, 35-24	LA
	Bears, 30-21	Chi
1957	Bears, 34-26	Chi
	Bears, 16-10	LA
1958	Bears, 31-10	Chi
	Rams, 41-35	LA
1959	Rams, 28-21	Chi
	Bears, 26-21	LA
1960	Bears, 34-27	Chi
	Tie, 24-24	LA
1961	Bears, 21-17	LA
	Bears, 28-24	Chi
1962	Bears, 27-23	LA
	Bears, 30-14	Chi
1963	Bears, 52-14	LA
	Bears, 6-0	Chi
1964	Bears, 38-17	Chi
	Bears, 34-24	LA
1965	Rams, 30-28	LA
	Bears, 31-6	Chi
1966	Rams, 31-17	LA
	Bears, 17-10	Chi
1967	Rams, 28-17	Chi
1968	Bears, 17-16	LA
1969	Rams, 9-7	Chi
1971	Rams, 17-3	LA
1972	Tie, 13-13	Chi
1973	Rams, 26-0	Chi
1975	Rams, 38-10	LA
1976	Rams, 20-12	LA
1977	Bears, 24-23	Chi
1979	Bears, 27-23	Chi
1981	Rams, 24-7	Chi
1982	Bears, 34-26	LA
1983	Rams, 21-14	LA
1984	Rams, 29-13	LA
1985	****Bears, 24-0	Chi
1986	Rams, 20-17	Chi
1988	Rams, 23-3	LA
1989	Bears, 20-10	Chi
1990	Bears, 38-9	Chi
1993	Rams, 20-6	LA
1994	Bears, 27-13	Chi
1995	Rams, 34-28	StL
1996	Bears, 35-9	Chi
1997	Bears, 13-10	StL
1998	Rams, 20-12	Chi
1999	Rams, 34-12	StL
2002	Rams, 21-16	StL
2003	Rams, 23-21	Chi

Points: Rams 1,870, Bears 2,161

*Conference Playoff

****NFC Championship



Series Results



CINCINNATI BENGALS (Bengals lead series, 8-6)

1972	Rams, 15-12	LA
1976	Bengals, 20-12	Cin
1978	Bengals, 20-19	LA
1981	Bengals, 24-10	Cin
1984	Rams, 24-14	Cin
1990	Bengals, 34-31 OT	LA
1993	Bengals, 15-3	Cin
1996	Rams, 26-16	StL
1999	Rams, 38-10	Cin
2003	Rams, 27-10	StL
2007	Bengals, 19-10	Cin
2011	Bengals, 20-13	StL
2015	Bengals, 31-7	Cin
2019	Rams, 24-10	LA

Points: Rams 279, Bengals 255

CLEVELAND BROWNS (Rams lead series, 13-11)

1950	*Browns, 30-28	Cle
1951	Browns, 38-23	LA
	*Rams, 24-17	LA
1952	Browns, 37-7	Cle
1955	*Browns, 38-14	LA
1957	Browns, 45-31	Cle
1958	Browns, 30-27	LA
1963	Browns, 20-6	Cle
1965	Rams, 42-7	LA
1968	Rams, 24-6	Cle
1973	Rams, 30-17	LA
1977	Rams, 9-0	Cle
1978	Browns, 30-19	Cle
1981	Rams, 27-16	LA
1984	Rams, 20-17	LA
1987	Browns, 30-17	Cle
1990	Rams, 38-23	Cle
1993	Browns, 42-14	LA
1999	Rams, 34-3	StL
2003	Rams, 26-20	Cle
2007	Browns, 27-20	StL
2011	Rams, 13-12	Cle
2015	Rams, 24-6	StL
2019	Rams, 20-13	Cle

Points: Rams 537, Browns 524

*Conference Playoff

DALLAS COWBOYS (Series tied, 17-17)

1960	Rams, 38-13	Dal
1962	Cowboys, 27-17	LA
1967	Rams, 35-13	Dal
1969	Rams, 24-23	LA
1971	Cowboys, 28-21	Dal
1973	Rams, 37-31	LA
	***Cowboys, 27-16	Dal
	Cowboys, 18-7	Dal
1975	***Cowboys, 37-7	LA
	***Rams, 14-12	Dal
1976	Rams, 27-14	LA
1978	***Cowboys, 28-0	LA
	Cowboys, 30-6	Dal
	***Rams, 21-19	Dal
	Rams, 38-14	LA
	**Cowboys, 34-13	Dal
1981	Cowboys, 29-17	Dal
1983	**Rams, 24-17	Dal
1984	Cowboys, 20-13	LA
1985	***Rams, 20-0	LA
1986	Rams, 29-10	LA
1987	Cowboys, 29-21	LA
1989	Rams, 35-31	Dal
1990	Cowboys, 24-21	LA
1992	Rams, 27-23	Dal
2002	Cowboys, 13-10	StL
2005	Rams, 20-10	Dal
2007	Cowboys, 35-7	Dal
2008	Rams, 34-14	StL
2011	Cowboys, 34-7	Dal
2013	Cowboys, 31-7	Dal
2014	Cowboys, 34-31	StL
2017	Rams, 35-30	Dal
2018	***Rams, 30-22	LA
2019	Cowboys, 44-21	Dal

Points: Rams 730, Cowboys 818

**NFC First Round Playoff

***NFC Divisional Playoff

****NFC Championship

DENVER BRONCOS (Rams lead series, 9-5)

1972	Broncos, 16-10	LA
1974	Rams, 17-10	Den
1979	Rams, 13-9	Den
1982	Broncos, 27-24	LA
1985	Rams, 20-16	LA
1988	Broncos, 35-24	Den
1994	Rams, 27-21	LA
1997	Broncos, 35-14	Den
2000	Rams, 41-36	StL
2002	Broncos, 23-16	Den
2006	Rams, 18-10	StL
2010	Rams, 36-33	Den
2014	Rams, 22-7	Den
2018	Rams, 23-20	Den

Points: Rams 305, Broncos 298



Series Results



DETROIT LIONS

(Rams lead series, 44-41-1)

1937	Lions, 28-0	Cle
	Lions, 27-7	Det
1938	Rams, 21-17	Cle
	Lions, 6-0	Det
1939	Lions, 15-7	Det
	Rams 14-3	Cle
1940	Lions, 6-0	Det
	Rams, 24-0	Cle
1941	Lions, 17-7	Det
	Lions, 14-0	Cle
1942	Rams, 14-0	Det
	Rams, 27-7	Cle
1944	Rams, 20-17	Det
	Lions, 26-14	Cle
1945	Rams, 28-21	Det
1946	Rams, 35-14	LA
	Rams, 41-20	Det
1947	Rams, 27-13	Det
	Rams, 28-17	LA
1948	Rams, 44-7	LA
	Rams, 34-27	Det
1949	Rams, 27-24	LA
	Rams, 21-20	Det
1950	Rams, 30-28	Det
	Rams, 65-24	LA
1951	Rams, 27-21	Det
	Lions, 24-22	LA
1952	Lions, 17-14	LA
	Lions, 24-16	Det
	*Lions, 31-21	Det
1953	Rams, 31-19	Det
	Rams, 37-24	LA
1954	Lions, 21-3	Det
	Lions, 27-24	LA
1955	Rams, 17-10	Det
	Rams, 24-13	LA
1956	Lions, 24-21	Det
	Lions, 16-7	LA
1957	Lions, 10-7	Det
	Rams, 35-17	LA
1958	Rams, 42-28	Det
	Lions, 41-24	LA
1959	Lions, 17-7	LA
	Lions, 23-17	Det
1960	Rams, 48-35	LA
	Lions, 12-10	Det
1961	Lions, 14-13	Det
	Lions, 28-10	LA
1962	Lions, 13-10	Det
	Lions, 12-3	LA
1963	Lions, 23-2	LA
	Rams, 28-21	Det
1964	Tie, 17-17	LA
	Lions, 37-17	Det
1965	Lions, 20-0	Det
	Lions, 31-7	LA
1966	Rams, 14-7	Det
	Rams, 23-3	LA
1967	Rams, 31-7	Det
1968	Rams, 10-7	LA
1969	Lions, 28-0	Det
1970	Lions, 28-23	LA
1971	Rams, 21-13	Det
1972	Lions, 34-17	LA
1974	Rams, 16-13	LA
1975	Rams, 20-0	Det
1976	Rams, 20-17	Det
1980	Lions, 41-20	LA
1981	Rams, 20-13	LA
1982	Lions, 19-14	LA
1983	Rams, 21-10	LA
1986	Rams, 14-10	LA
1987	Rams, 37-16	Det
1988	Rams, 17-10	LA
1991	Lions, 21-10	Det
1993	Lions, 16-13	LA
1999	Lions, 31-27	Det
2001	Rams, 35-0	Det
2003	Lions, 30-20	Det
2006	Rams, 41-34	StL
2009	Rams, 17-10	Det
2010	Lions, 44-6	Det
2012	Lions, 27-24	Det
2015	Rams, 21-14	StL
2016	Lions, 31-28	Det
2018	Rams, 30-16	Det

Points: Rams 1,705, Lions 1,608
*Conference Playoff



GREEN BAY PACKERS

(Rams lead series, 47-46-2)

1937	Packers, 35-7	GB
	Packers, 35-10	Cle
1938	Packers, 26-17	GB
	Packers, 28-7	Cle
1939	Rams, 27-24	GB
	Packers, 7-6	Cle
1940	Packers, 31-14	GB
	Tie, 13-13	Cle
1941	Packers, 24-7	Mil
	Packers, 17-14	Cle
1942	Packers, 31-12	Cle
	Packers, 45-28	GB
1944	Packers, 30-21	GB
	Packers, 42-7	Cle
1945	Rams 27-14	GB
	Rams, 20-7	Cle
1946	Rams, 21-17	Mil
	Rams, 38-17	LA
1947	Packers, 17-14	Mil
	Packers, 30-10	LA
1948	Packers, 16-0	GB
	Rams, 24-10	LA
1949	Rams, 48-7	GB
	Rams, 35-7	LA
1950	Rams, 45-14	Mil
	Rams, 51-14	LA
1951	Rams, 28-0	Mil
	Rams, 42-14	LA
1952	Rams, 30-28	Mil
	Rams, 45-27	LA
1953	Rams, 38-20	Mil
	Rams, 33-17	LA
1954	Packers, 35-17	Mil
	Rams, 35-27	LA
1955	Packers, 30-28	Mil
	Rams, 31-17	LA
1956	Packers, 42-17	Mil
	Rams, 49-21	LA
1957	Rams, 31-27	Mil
	Rams, 42-17	LA
1958	Rams, 20-7	GB
	Rams, 34-20	LA
1959	Rams, 45-6	Mil
	Packers, 38-20	LA
1960	Rams, 33-31	Mil
	Packers, 35-21	LA
1961	Packers, 35-17	GB
	Packers, 24-17	LA
1962	Packers, 41-10	Mil
	Packers, 20-17	LA
1963	Packers, 42-10	GB
	Packers, 31-14	LA
1964	Rams, 27-17	Mil
	Tie, 24-24	LA
1965	Packers, 6-3	Mil
	Rams, 21-10	LA
1966	Packers, 24-13	GB
	Packers, 27-23	LA
1967	Rams, 27-24	LA
	*Packers, 28-7	Mil
1968	Rams, 16-14	Mil
1969	Rams, 34-21	LA
1970	Rams, 31-21	GB
1971	Rams, 30-13	LA
1973	Rams, 24-7	LA
1974	Packers, 17-6	Mil
1975	Rams, 22-5	LA
1977	Rams, 24-6	Mil
1978	Rams, 31-14	LA
1980	Rams, 51-21	LA
1981	Rams, 35-23	LA
1982	Packers, 35-23	Mil
1983	Packers, 27-24	Mil
1984	Packers, 31-6	Mil
1985	Rams, 34-17	LA
1988	Rams, 34-7	GB
1989	Rams, 41-38	LA
1990	Packers, 36-24	GB
1991	Rams, 23-21	LA
1992	Packers, 28-13	GB
1993	Packers, 36-6	Mil
1994	Packers, 24-17	GB
1995	Rams, 17-14	GB
1996	Packers, 24-9	StL
1997	Packers, 17-7	GB
2001	**Rams, 45-17	StL

Points: Rams 2,186, Packers 2,166
*Conference Playoff
**Divisional Playoff



Series Results



HOUSTON TEXANS (Rams lead series, 3-1)

2005	Rams, 33-27 OT	Hou
2009	Texans, 16-13	StL
2013	Rams, 38-13	Hou
2017	Rams, 33-7	
LA		

Points: Rams 117, Texans 63



INDIANAPOLIS COLTS (Colts lead series, 23-19-2)

1953	Rams, 21-13	Bal
	Rams, 45-2	LA
1954	Rams, 48-0	Bal
	Colts, 22-21	LA
1955	Tie, 17-17	Bal
	Rams, 20-14	LA
1956	Colts, 56-21	Bal
	Rams, 31-7	LA
1957	Colts, 31-14	Bal
	Rams, 37-21	LA
1958	Colts, 34-7	Bal
	Rams, 30-28	LA
1959	Colts, 35-21	Bal
	Colts, 45-26	LA
1960	Colts, 31-17	Bal
	Rams, 10-3	LA
1961	Colts, 27-24	Bal
	Rams, 34-17	LA
1962	Colts, 30-27	Bal
	Colts, 14-2	LA
1963	Rams, 17-16	LA
	Colts, 19-16	Bal
1964	Colts, 35-20	Bal
	Colts, 24-7	LA
1965	Colts, 35-20	Bal
	Colts, 20-17	LA
1966	Colts, 17-3	LA
	Rams, 23-7	Bal
1967	Tie, 24-24	Bal
	Rams, 34-10	LA
1968	Colts, 27-10	Bal
	Colts, 28-24	LA
1969	Rams, 27-20	Bal
	Colts, 13-7	LA
1971	Colts, 24-17	Bal
1975	Rams, 24-13	LA
1986	Rams, 24-7	Bal
1989	Rams, 31-17	LA
1995	Colts, 21-18	Ind
2001	Rams, 42-17	StL
2005	Colts, 45-28	Ind
2009	Colts, 42-6	StL
2013	Rams, 38-8	Ind
2017	Rams, 46-9	LA

Points: Rams 996, Colts 945



JACKSONVILLE JAGUARS (Rams lead series, 4-1)

1996	Rams, 17-14	StL
2005	Rams, 24-21	StL
2009	Jaguars, 23-20 OT	Jax
2013	Rams, 34-20	StL
2017	Rams, 27-17	Jax

Points: Rams 122, Jaguars 95



KANSAS CITY CHIEFS (Chiefs lead series, 7-5)

1973	Rams, 23-13	KC
1982	Rams, 20-14	LA
1985	Rams, 16-0	KC
1991	Chiefs, 27-20	LA
1994	Rams, 16-0	KC
1997	Chiefs, 28-20	StL
2000	Chiefs, 54-34	KC
2002	Chiefs, 49-10	KC
2006	Chiefs, 31-17	StL
2010	Chiefs, 27-13	StL
2014	Chiefs, 34-7	KC
2018	Rams, 54-51	LA

Points: Rams 250, Chiefs 328



LOS ANGELES CHARGERS (Rams lead series, 7-5)

1970	Rams, 37-10	LA
1975	Rams, 13-10 OT	SD
1979	Chargers, 40-16	LA
1988	Chargers, 38-24	LA
1991	Rams, 30-24	LA
1994	Chargers, 31-17	SD
2000	Rams, 57-31	StL
2002	Rams, 28-24	StL
2006	Chargers, 38-24	SD
2010	Rams, 20-17	StL
2014	Chargers, 27-24	SD
2018	Rams, 35-23	LA

Points: Rams 325, Chargers 313



MIAMI DOLPHINS (Dolphins lead series, 11-2)

1971	Dolphins, 20-14	LA
1976	Rams, 31-28	Mia
1980	Dolphins, 35-14	LA
1983	Dolphins, 30-14	Mia
1986	Dolphins, 37-31 OT	LA
1992	Dolphins, 26-10	Mia
1995	Dolphins, 41-22	StL
1998	Dolphins, 14-0	Mia
2001	Rams, 42-10	StL
2004	Dolphins, 31-14	Mia
2008	Dolphins, 16-12	StL
2012	Dolphins, 17-14	Mia
2016	Dolphins, 14-10	LA

Points: Rams 228, Dolphins 319



MINNESOTA VIKINGS (Vikings lead series, 27-17-2)

1961	Rams, 31-17	LA
	Vikings, 42-21	Min
1962	Vikings, 38-14	LA
	Tie, 24-24	Min
1963	Rams, 27-24	LA
	Vikings, 21-13	Min
1964	Rams, 22-13	LA
	Vikings, 34-13	Min
1965	Vikings, 38-35	LA
	Vikings, 24-13	Min
1966	Vikings, 35-7	Min
	Rams, 21-6	LA
1967	Rams, 39-3	LA
1968	Rams, 31-3	Min
1969	Vikings, 20-13	LA
	*Vikings, 23-20	Min
1970	Vikings, 13-3	Min
1972	Vikings, 45-41	LA
1973	Vikings, 10-9	Min
1974	Rams, 20-17	LA
	***Vikings, 14-10	Min
1976	Tie, 10-10 OT	Min
	***Vikings, 24-13	Min
1977	Rams, 35-3	LA
	***Vikings, 14-7	Min
1978	Rams, 34-17	Min
	***Rams, 34-10	LA
1979	Rams, 27-21 OT	LA
1985	Rams, 13-10	LA
1987	Vikings, 21-16	LA
1988	**Vikings, 28-17	Min
1989	Vikings, 23-21 OT	Min
1991	Vikings, 20-14	Min
1992	Vikings, 31-17	LA
1998	Vikings, 38-31	StL
1999	***Rams, 49-37	StL
2000	Rams, 40-29	StL
2003	Rams, 48-17	StL
2005	Vikings, 27-13	Min
2006	Rams, 41-21	Min
2009	Vikings, 38-10	StL
2012	Vikings, 36-22	StL
2014	Vikings, 34-6	StL
2015	Vikings, 21-18 OT	Min
2017	Vikings, 24-7	Min
2018	Rams, 38-31	LA

Points: Rams 1,008, Vikings 1,049

*Conference Championship

**NFC First Round Playoff

***NFC Divisional Playoff

****NFC Championship



Series Results



NEW ENGLAND PATRIOTS

(Patriots lead series, 9-5)

1974	Patriots, 20-14	NE
1980	Rams, 17-14	NE
1983	Patriots, 21-7	LA
1986	Patriots, 30-28	LA
1989	Rams, 24-20	NE
1992	Rams, 14-0	LA
1998	Rams, 32-18	StL
2001	Rams, 24-17	NE
	*Patriots, 20-17	NO
2004	Patriots, 40-22	StL
2008	Patriots, 23-16	NE
2012	^Patriots, 45-7	London
2016	Patriots, 26-10	NE
2018	**Patriots, 13-3	Atl

Points: Rams 235, Patriots 307

*Super Bowl XXXVI in New Orleans

**Super Bowl LIII in Atlanta

^International Series



NEW ORLEANS SAINTS

(Rams lead series, 43-34)

1967	Rams, 27-13	NO
1969	Rams, 36-17	LA
1970	Rams, 30-17	NO
	Rams, 34-16	LA
1971	Saints, 24-20	NO
	Rams, 45-28	LA
1972	Rams, 34-14	LA
	Saints, 19-16	NO
1973	Rams, 29-7	LA
	Rams, 24-13	NO
1974	Rams, 24-0	LA
	Saints, 20-7	NO
1975	Rams, 38-14	LA
	Rams, 14-7	NO
1976	Rams, 16-10	NO
	Rams, 33-14	LA
1977	Rams, 14-7	LA
	Saints, 27-26	NO
1978	Rams, 26-20	NO
	Saints, 10-3	LA
1979	Rams, 35-17	NO
	Saints, 29-14	LA
1980	Rams, 45-31	LA
	Rams, 27-7	NO
1981	Saints, 23-17	NO
	Saints, 21-13	LA
1983	Rams, 30-27	LA
	Rams, 26-24	NO
1984	Rams, 28-10	NO
	Rams, 34-21	LA
1985	Rams, 28-10	LA
	Saints, 29-3	NO
1986	Saints, 6-0	NO
	Rams, 26-13	LA
1987	Saints, 37-10	NO
	Saints, 31-14	LA
1988	Rams, 12-10	NO
	Saints, 14-10	LA
1989	Saints, 40-21	LA
	Rams, 20-17 OT	NO
1990	Saints, 24-20	LA
	Saints, 20-17	NO
1991	Saints, 24-7	NO
	Saints, 24-17	LA
1992	Saints, 13-10	NO
	Saints, 37-14	LA
1993	Saints, 37-6	LA
	Rams, 23-20	NO
1994	Saints, 37-34	NO
	Saints, 31-15	LA
1995	Rams, 17-13	StL
	Saints, 19-10	NO
1996	Rams, 26-10	NO
	Rams, 14-13	StL
1997	Rams, 38-24	StL
	Rams, 34-27	NO
1998	Saints, 24-17	StL
	Saints, 24-3	NO
1999	Rams, 43-12	StL
	Rams, 30-14	NO
2000	Saints, 31-24	StL
	Rams, 26-21	NO
	*Saints, 31-28	NO
2001	Saints, 34-31	StL
	Rams, 34-21	NO
2004	Saints, 28-25 OT	StL
2005	Rams, 28-17	StL
2007	Rams, 37-29	NO
2009	Saints, 28-23	StL
2010	Saints, 31-13	NO
2011	Rams, 31-21	StL
2013	Rams, 27-16	StL
2016	Saints, 49-21	NO
2017	Rams, 26-20	LA
2018	Saints, 45-35	NO
	****Rams, 26-23 OT	NO
2019	Rams, 27-9	NO
	LA	

Points: Rams 1,766, Saints 1,615

*NFC Wildcard Playoff

****NFC Championship



Series Results



NEW YORK GIANTS (Rams lead series, 27-17)

1938	Giants, 28-0	NY
1940	Rams, 13-0	NY
1941	Giants, 49-14	NY
1945	Rams, 21-17	NY
1946	Rams, 31-21	NY
1947	Rams, 34-10	LA
1948	Rams, 52-37	NY
1953	Rams, 21-7	LA
1954	Rams, 17-16	NY
1959	Giants, 23-2	LA
1961	Giants, 24-14	NY
1966	Rams, 55-14	LA
1968	Rams, 24-21	LA
1970	Rams, 31-3	NY
1973	Rams, 40-6	LA
1976	Rams, 24-10	LA
1978	Rams, 20-17	NY
1979	Giants, 20-14	LA
1980	Rams, 28-7	NY
1981	Giants, 10-7	NY
1983	Rams, 16-6	NY
1984	Rams, 33-12	LA
	**Giants, 16-13	LA
1985	Giants, 24-19	NY
1988	Rams, 45-31	NY
1989	Rams, 31-10	LA
	***Rams, 19-13 OT	NY
1990	Giants, 31-7	LA
1991	Rams, 19-13	NY
1992	Rams, 38-17	LA
1993	Giants, 20-10	NY
1994	Rams, 17-10	LA
1997	Rams, 13-3	StL
1999	Rams, 31-10	StL
2000	Rams, 38-24	NY
2001	Rams, 15-14	StL
2002	Giants, 26-21	StL
2003	Giants, 23-13	NY
2005	Giants, 44-24	NY
2008	Giants, 41-13	StL
2011	Giants, 28-16	NY
2014	Giants, 37-27	StL
2016	^Giants, 17-10	London
2017	Rams, 51-17	LA

Points: Rams 1,020, Giants 827

**NFC First Round Playoff

***NFC Divisional Playoff

^International Series

PHILADELPHIA EAGLES (Eagles lead series, 22-19-1)

1937	Rams, 21-3	Phi
1939	Rams, 35-13	CO
1940	Rams, 21-13	Cle
1942	Rams, 24-14	Ohio
1944	Eagles, 26-13	Phi
1945	Eagles, 28-14	Phi
1946	Eagles, 25-14	LA
1947	Eagles, 14-7	Phi
1948	Tie, 28-28	LA
1949	Eagles, 38-14	Phi
	*Eagles, 14-0	LA
1950	Eagles, 56-20	Phi
1955	Rams, 23-21	Phi
1956	Rams, 27-7	LA
1957	Rams, 17-13	LA
1959	Eagles, 23-20	Phi
1964	Rams, 20-10	LA
1967	Rams, 33-17	LA
1969	Rams, 23-17	Phi
1972	Rams, 34-3	Phi
1975	Rams, 42-3	Phi
1977	Rams, 20-0	LA
1978	Rams, 16-14	Phi
1983	Eagles, 13-9	Phi
1985	Rams, 17-6	Phi
1986	Eagles, 34-20	Phi
1988	Eagles, 30-24	Phi
1989	**Rams, 21-7	Phi
1990	Eagles, 27-21	LA
1995	Eagles, 20-9	Phi
1998	Eagles, 17-14	Phi
1999	Eagles, 38-31	Phi
2001	Rams, 20-17 OT	Phi
	***Rams, 29-24	StL
2002	Eagles, 10-3	Phi
2004	Rams, 20-7	StL
2005	Eagles, 17-16	StL
2008	Eagles, 38-3	Phi
2011	Eagles, 31-13	StL
2014	Eagles, 34-28	Phi
2017	Eagles, 43-35	LA
2018	Eagles, 30-23	LA

Points: Rams 842, Eagles 843

*NFL Championship

**NFC First Round Playoff

***NFC Championship Game

NEW YORK JETS (Rams lead series, 10-4)

1970	Jets, 31-20	LA
1974	Rams, 20-13	NY
1980	Rams, 38-13	LA
1983	Jets, 27-24 OT	NY
1986	Rams, 17-3	NY
1989	Rams, 38-14	LA
1992	Rams, 18-10	LA
1995	Rams, 23-20	NY
1998	Rams, 30-10	StL
2001	Rams, 34-14	StL
2004	Rams, 32-29 OT	StL
2008	Jets, 47-3	NY
2012	Jets, 27-13	STL
2016	Rams, 9-6	NY

Points: Rams 319, Jets 264

PITTSBURGH STEELERS (Rams lead series, 15-10-2)

1938	Rams, 13-7	NO
1939	Tie, 14-14	Cle
1941	Rams, 17-14	Ohio
1947	Rams, 48-7	Pit
1948	Rams, 31-14	LA
1949	Tie, 7-7	Pit
1952	Rams, 28-14	LA
1955	Rams, 27-26	LA
1956	Steelers, 30-13	Pit
1961	Rams, 24-14	LA
1964	Rams, 26-14	Pit
1968	Rams, 45-10	LA
1971	Rams, 23-14	Pit
1975	Rams, 10-3	LA
1978	Rams, 10-7	LA
1979	*Steelers, 31-19	Pasadena
1981	Steelers, 24-0	Pit
1984	Steelers, 24-14	Pit
1987	Rams, 31-21	LA
1990	Steelers, 41-10	Pit
1993	Rams, 27-0	LA
1996	Steelers, 42-6	Pit
2003	Rams, 33-21	Pit
2007	Steelers, 41-24	StL
2011	Steelers, 27-0	Pit
2015	Steelers, 12-6	StL
2019	Steelers, 17-12	Pit

Points: Rams 523, Steelers 491

*Super Bowl XIV in Pasadena, Calif.

LAS VEGAS RAIDERS (Raiders lead series, 8-6)

1972	Raiders, 45-17	Oak
1977	Rams, 20-14	LA
1979	Raiders, 24-17	LA
1982	Raiders, 37-31	RAI
1985	Raiders, 16-6	LA
1988	Rams, 22-17	RAI
1991	Raiders, 20-17	RAI
1994	Raiders, 20-17	LA
1997	Raiders, 35-17	Oak
2002	Rams, 28-13	StL
2006	Rams, 20-0	Oak
2010	Raiders, 16-14	Oak
2014	Rams, 52-0	StL
2018	Rams, 33-13	Oak

Points: Rams 311, Raiders 270



Series Results



SAN FRANCISCO 49ers (49ers lead series, 71-67-3)

1950	Rams, 35-14	SF	1992	49ers, 27-24	SF
	Rams, 28-21	LA		49ers, 27-10	LA
1951	49ers, 44-17	SF	1993	49ers, 40-17	SF
	Rams, 23-16	LA		49ers, 35-10	LA
1952	Rams, 35-9	LA	1994	49ers, 34-19	LA
	Rams, 34-21	SF		49ers, 31-27	SF
1953	49ers, 31-30	SF	1995	49ers, 44-10	StL
	49ers, 31-27	LA		49ers, 41-13	SF
1954	Tie, 24-24	LA	1996	49ers, 34-0	SF
	Rams, 42-34	SF		49ers, 28-11	StL
1955	Rams, 23-14	SF	1997	49ers, 15-12	StL
	Rams, 27-14	LA		49ers, 30-10	SF
1956	49ers, 33-30	SF	1998	49ers, 28-10	StL
	Rams, 30-6	LA		49ers, 38-19	SF
1957	49ers, 23-20	SF	1999	Rams, 42-20	StL
	Rams, 37-24	LA		Rams, 23-7	SF
1958	Rams, 33-3	SF	2000	Rams, 41-24	StL
	Rams, 56-7	LA		Rams, 34-24	SF
1959	49ers, 34-0	SF	2001	Rams, 30-26	SF
	49ers, 24-16	LA		Rams, 27-14	StL
1960	49ers, 13-9	SF	2002	49ers, 37-13	SF
	49ers, 23-7	LA		Rams, 31-20	StL
1961	49ers, 35-0	SF	2003	Rams, 27-24 OT	StL
	Rams, 17-7	LA		49ers, 30-10	SF
1962	Rams, 28-14	SF	2004	Rams, 24-14	SF
	49ers, 24-17	LA		Rams, 16-6	StL
1963	Rams, 28-21	LA	2005	49ers, 28-25	SF
	Rams, 21-17	SF		49ers, 24-20	StL
1964	Rams, 42-14	LA	2006	49ers, 20-13	SF
	49ers, 28-7	SF		Rams, 20-17	StL
1965	49ers, 45-21	LA	2007	49ers, 17-16	StL
	49ers, 30-27	SF		Rams, 13-9	SF
1966	Rams, 34-3	LA	2008	49ers, 35-16	SF
	49ers, 21-13	SF		49ers, 17-16	StL
1967	49ers, 27-24	LA	2009	49ers, 35-0	SF
	Rams, 17-7	SF		49ers, 28-6	StL
1968	Rams, 24-10	LA	2010	49ers, 23-20 OT	SF
	Tie, 20-20	SF		Rams, 25-17	StL
1969	Rams, 27-21	SF	2011	49ers, 26-0	SF
	Rams, 41-30	LA		49ers, 34-27	StL
1970	49ers, 20-6	LA	2012	Tie, 24-24 OT	SF
	Rams, 30-13	SF		Rams, 16-13 OT	StL
1971	Rams, 20-13	SF	2013	49ers, 35-11	StL
	Rams, 17-6	LA		49ers, 23-13	SF
1972	Rams, 31-7	LA	2014	49ers, 31-17	StL
	Rams, 26-16	SF		Rams, 13-10	SF
1973	Rams, 40-20	SF	2015	Rams, 27-6	StL
	Rams, 31-13	LA		49ers, 19-16 OT	SF
1974	Rams, 37-14	LA	2016	49ers, 28-0	SF
	Rams, 15-13	SF		49ers, 22-21	LA
1975	Rams, 23-14	SF	2017	Rams, 41-39	SF
	49ers, 24-23	LA		49ers, 34-13	LA
1976	49ers, 16-0	LA	2018	Rams, 39-10	SF
	Rams, 23-3	SF		Rams, 48-32	LA
1977	Rams, 34-14	LA	2019	49ers, 20-7	LA
	Rams, 23-10	SF		49ers, 31-34	SF
1978	Rams, 27-10	LA			
	Rams, 31-28	SF			
1979	Rams, 27-24	LA			
	Rams, 26-20	SF			
1980	Rams, 48-26	LA			
	Rams, 31-17	SF			
1981	49ers, 20-17	SF			
	49ers, 33-31	LA			
1982	49ers, 30-24	LA			
	Rams, 21-20	SF			
1983	Rams, 10-7	SF			
	49ers, 45-35	LA			
1984	49ers, 33-0	LA			
	49ers, 19-16	SF			
1985	49ers, 28-14	LA			
	Rams, 27-20	SF			
1986	Rams, 16-13	LA			
	49ers, 24-14	SF			
1987	49ers, 31-10	LA			
	49ers, 48-0	SF			
1988	49ers, 24-21	LA			
	Rams, 38-16	SF			
1989	Rams, 13-12	SF			
	49ers, 30-27	LA			
	****49ers, 30-3	SF			
1990	Rams, 28-17	SF			
	49ers, 26-10	LA			
1991	49ers, 27-10	SF			
	49ers, 33-10	LA			

Points: Rams 3,022, 49ers 3,169
****NFC Championship

SEATTLE SEAHAWKS (Seahawks lead series, 24-20)

1976	Rams, 45-6	LA
1979	Rams, 24-0	Sea
1985	Rams, 35-24	Sea
1988	Rams, 31-10	LA
1991	Seahawks, 23-9	Sea
1997	Seahawks, 17-9	StL
2000	Rams, 37-34	Sea
2002	Rams, 37-20	StL
	Seahawks, 30-10	Sea
2003	Seahawks, 24-23	Sea
	Rams, 27-22	StL
2004	Rams, 33-27, OT	Sea
	Rams, 23-12	StL
	* Rams, 27-20	Sea
2005	Seahawks, 37-31	StL
	Seahawks, 31-16	Sea
2006	Seahawks, 30-28	StL
	Seahawks, 24-22	Sea
2007	Seahawks, 33-6	Sea
	Seahawks, 24-19	StL
2008	Seahawks, 37-13	Sea
	Seahawks, 23-20	StL
2009	Seahawks, 28-0	Sea
	Seahawks, 27-17	StL
2010	Rams, 20-3	StL
	Seahawks, 16-6	Sea
2011	Seahawks, 24-7	StL
	Seahawks, 30-13	Sea
2012	Rams, 19-13	StL
	Seahawks, 20-13	Sea
2013	Seahawks, 14-9	StL
	Seahawks, 27-9	Sea
2014	Rams, 28-26	StL
	Seahawks, 20-6	Sea
2015	Rams, 34-31 OT	StL
	Rams, 23-17	Sea
2016	Rams, 9-3	LA
	Seahawks, 24-3	Sea
2017	Seahawks, 16-10	LA
	Rams, 42-7	Sea
2018	Rams, 33-31	Sea
	Rams, 36-31	LA
2019	Seahawks, 30-29	Sea
	Rams, 28-12	LA

Points: Rams 919, Seahawks 958
*NFC Wildcard Playoff

TAMPA BAY BUCCANEERS (Rams lead series, 16-9)

1977	Rams, 31-0	LA
1978	Rams, 26-23	LA
1979	Buccaneers, 21-6	TB
	****Rams, 9-0	TB
1980	Buccaneers, 10-9	TB
1984	Rams, 34-33	TB
1985	Rams, 31-27	TB
1986	Rams, 26-20 OT	LA
1987	Rams, 35-3	LA
1990	Rams, 35-14	TB
1992	Rams, 31-27	TB
1994	Buccaneers, 24-14	TB
1999	***Rams, 11-6	StL
2000	Buccaneers, 38-35	TB
2001	Buccaneers, 24-17	StL
2002	Buccaneers, 26-14	TB
2004	Rams, 28-21	StL
2007	Buccaneers, 24-3	TB
2010	Buccaneers, 18-17	TB
2012	Rams, 28-13	TB
2013	Rams, 23-13	StL
2014	Rams, 19-17	TB
2015	Rams, 31-23	StL
2016	Rams, 37-32	TB
2019	Buccaneers, 55-40	LA

Points: Rams 590, Buccaneers 512
****NFC Championship



Series Results



TENNESSEE TITANS (Rams lead series, 8-5)

1973	Rams, 31-26	Hou
1978	Rams, 10-6	Hou
1981	Oilers, 27-20	LA
1984	Rams, 27-16	LA
1987	Oilers, 20-16	Hou
1990	Rams, 17-13	LA
1993	Rams, 28-13	Hou
1999	Titans, 24-21	Ten
	*Rams, 23-16	Atlanta
2005	Rams, 31-27	StL
2009	Titans, 47-7	Ten
2013	Titans, 28-21	StL
2017	Rams, 27-23	Ten

Points: Rams 279, Titans 286
*Super Bowl XXXIV



WASHINGTON FOOTBALL (Washington lead series, 26-13-1)

1937	Washington, 16-7	Cle
1938	Washington, 37-13	Was
1941	Washington, 17-13	Was
1942	Washington, 33-14	Was
1944	Washington, 14-10	Was
1945	*Rams, 15-14	Cle
1948	Rams, 41-13	Was
1949	Rams, 53-27	LA
1951	Washington, 31-21	Was
1962	Washington, 20-14	Was
1963	Washington, 37-14	LA
1967	Tie, 28-28	LA
1969	Rams, 24-13	Was
1971	Washington, 38-24	LA
1974	Washington, 23-17	LA
	***Rams, 19-10	LA
1977	Washington, 17-14	Was
1981	Washington, 30-7	LA
1983	Washington, 42-20	LA
	***Washington, 51-7	Was
1986	**Washington, 19-7	Was
1987	Rams, 30-26	Was
1991	Washington, 27-6	LA
1993	Rams, 10-6	LA
1994	Washington, 24-21	LA
1995	Washington, 35-23	StL
1996	Washington, 17-10	StL
1997	Rams, 23-20	Was
2000	Washington, 33-20	StL
2002	Washington, 20-17	Was
2005	Washington, 24-9	StL
2006	Rams, 37-31 OT	StL
2008	Rams, 19-17	Was
2009	Washington, 9-7	Was
2010	Rams, 30-16	StL
2011	Washington, 17-10	StL
2012	Rams, 31-28	StL
2014	Rams, 24-0	Was
2015	Washington, 24-10	Was
2017	Washington, 27-20	LA

Points: Rams 739, Redskins 931

* NFL Championship

**NFC First Round Playoff

***NFC Divisional Playoff



Preseason Results



Site	Opponent	Rams	Opp.	Site	Opponent	Rams	Opp.
1937	None			Portland	Chicago Cardinals	10	23
1938 (0-0-1)				Little Rock	Philadelphia	17	28
Cleveland	Ohio College All-Stars	7	7	Pittsburgh	Pittsburgh	49	6
1939 (1-0)				1954 (5-2)			
Cleveland	Ohio College All-Stars	28	0	Long Beach	Fort Ord Army, Calif.	34	13
1940 (2-0)				Portland	New York Giants	30	7
Cleveland	Midwest College All-Stars	29	0	Los Angeles	Washington	27	7
Steubenville	East Chicago Indians	39	0	Los Angeles	Cleveland	38	10
1941 (1-0)				Portland	Chicago Cardinals	51	17
Cleveland	Ohio All-Stars	37	7	Los Angeles	San Francisco	27	28
1942 (2-0)				San Antonio	Philadelphia	21	24
East Liverpool	Pittsburgh	35	6	1955 (4-3)			
Akron	New York Giants	18	7	Long Beach	Fort Ord Army, Calif.	44	17
1943	None			Portland	Pittsburgh	35	24
1944 (2-0)				Los Angeles	Washington	28	31
Cleveland	Boston Yanks	9	0	Portland	New York Giants, OT	23	17
Sampson, N.Y.	Sampson Navy	26	12	Los Angeles	Cleveland	38	21
1945 (3-1)				Los Angeles	San Francisco	10	31
Buffalo	Pittsburgh	21	0	Denver	Philadelphia	21	35
Cleveland	Washington	21	0	1956 (3-4)			
Cleveland	New York Giants	38	23	Long Beach	Fort Ord Army, Calif.	62	7
Akron	Philadelphia	7	17	Los Angeles	Washington	21	39
1946 (2-1)				Los Angeles	Cleveland	17	6
Chicago	College All-Stars	0	16	Seattle	New York Giants	10	20
Los Angeles	Washington	16	14	Los Angeles	Chicago Cardinals	69	21
San Diego	San Diego Bombers	42	17	Los Angeles	San Francisco	33	24
1947 (3-1)				Portland	Pittsburgh	17	20
Los Angeles	Washington	20	7	1957 (6-1)			
Des Moines	Boston Yanks	24	0	Long Beach	So. Calif. All-Stars	84	0
Indianapolis	Detroit	21	0	Los Angeles	Washington	45	14
New York	New York Giants	3	30	Los Angeles	New York Giants	7	24
1948 (2-2)				Portland	Chicago Cardinals	63	21
Los Angeles	Washington	10	21	Los Angeles	Cleveland	20	14
Honolulu	Hawaiian Warriors	41	20	Los Angeles	San Francisco	58	27
Honolulu	Hawaiian Warriors	42	7	Mobile, Ala.	Washington	14	3
Dallas	Philadelphia	7	21	1958 (5-2)			
1949 (2-1-1)				Pasadena	Calif. All-Stars	73	0
Los Angeles	Washington	28	34	Los Angeles	Washington	31	10
San Antonio	New York Bulldogs	21	14	Los Angeles	New York Giants	38	10
Little Rock	Philadelphia	24	24	Los Angeles	Cleveland	10	13
Omaha	New York Giants	14	7	Seattle	Chicago Cardinals	26	27
1950 (2-3)				Los Angeles	San Francisco	40	38
Los Angeles	Washington	14	17	Los Angeles	Pittsburgh	31	6
Los Angeles	Chicago Cardinals	34	31	1959 (3-2-1)			
Los Angeles	Philadelphia	14	49	Boulder, Colo.	Detroit	20	20
San Antonio	Baltimore	70	21	Los Angeles	Washington	21	23
New York	New York Giants	14	24	Los Angeles	Chicago Cardinals	34	21
1951 (5-2)				Los Angeles	Cleveland	24	27
San Diego	11th Naval Dist.	55	2	Los Angeles	San Francisco	48	14
Los Angeles	Washington	58	14	Los Angeles	Philadelphia	31	28
Los Angeles	Chicago Bears	42	14	1960 (4-2)			
Little Rock	Philadelphia	31	26	Los Angeles	Philadelphia	7	20
Salt Lake City	Chicago Cardinals	21	36	Los Angeles	Washington	26	21
Cleveland	Cleveland	6	7	Los Angeles	Cleveland	22	17
New York	New York Giants	23	21	Pendleton, Ore.	Dallas	49	14
1952 (4-3)				Los Angeles	San Francisco	28	17
San Diego	11th Naval Dist.	45	6	Los Angeles	New York Giants	6	20
Chicago	College All-Stars	10	7	1961 (2-2-1)			
Los Angeles	Washington	45	23	Los Angeles	Washington	26	7
Portland	Chicago Cardinals	24	14	Los Angeles	New York Giants	17	17
Los Angeles	San Francisco	7	17	Los Angeles	Cleveland	17	34
Philadelphia	Philadelphia	14	35	Los Angeles	San Francisco	20	38
New York	New York Giants	17	30	Minnesota	Minnesota	21	17
1953 (6-2)				1962 (2-3)			
Long Beach	Fort Ord Army, Calif.	24	0	Los Angeles	Washington	37	7
San Diego	11th Naval Dist.	72	19	Portland	Minnesota	33	24
Los Angeles	Washington	20	7	Los Angeles	New York Giants	24	31
Los Angeles	Cleveland	27	9	Los Angeles	Cleveland	24	26
Los Angeles	San Francisco	35	10	Los Angeles	San Francisco	3	19

Site	Opponent	Rams	Opp.	Site	Opponent	Rams	Opp.
1963 (2-3)				1974 (5-1)			
Los Angeles	Dallas	14	17	Miami	Miami	14	17
Los Angeles	Minnesota	3	27	Los Angeles	San Diego	30	17
Portland	Dallas	20	17	Los Angeles	San Francisco	38	10
Los Angeles	Cleveland	14	23	Los Angeles	Cleveland	24	21
Los Angeles	San Francisco	17	0	Los Angeles	Dallas	6	13
1964 (3-2)				Los Angeles	Kansas City	58	16
Los Angeles	Dallas	17	6	Los Angeles	Miami	31	13
Los Angeles	Cleveland	31	56	Los Angeles	San Diego	30	16
Portland	Dallas	25	16	San Francisco	San Francisco	17	7
Los Angeles	Minnesota	23	34	1975 (5-1)			
Los Angeles	San Francisco	21	17	Los Angeles	Dallas	35	7
1965 (3-2)				Los Angeles	San Francisco	10	6
Los Angeles	Dallas	9	0	Buffalo	Buffalo	24	31
Los Angeles	Cleveland	19	21	Kansas City	Kansas City	14	6
Nashville	Chicago	14	28	Los Angeles	Philadelphia	35	0
Los Angeles	Philadelphia	10	0	Los Angeles	Oakland	6	0
Los Angeles	San Francisco	34	14	1976 (6-0)			
1966 (3-2)				Los Angeles	Tampa Bay	26	3
Los Angeles	Cleveland	16	6	Los Angeles	Dallas	26	14
Los Angeles	Dallas	10	20	Seattle	Seattle	16	13
Minnesota	Minnesota	10	24	Oakland	Oakland	23	14
Los Angeles	St. Louis	32	14	Los Angeles	Buffalo	31	17
Los Angeles	San Francisco	29	0	Los Angeles	San Francisco	10	3
1967 (6-0)				1977 (1-5)			
Anaheim	New Orleans	16	7	Los Angeles	Minnesota	17	22
Los Angeles	Dallas	20	6	Los Angeles	Philadelphia	20	3
Los Angeles	Cleveland	24	17	San Francisco	San Francisco	14	23
San Diego	San Diego	50	7	Kansas City	Kansas City	19	27
Los Angeles	Kansas City	44	24	Los Angeles	San Diego	25	26
Los Angeles	San Francisco	34	7	Los Angeles	Oakland	0	21
1968 (4-2)				1978 (2-2)			
Anaheim	New Orleans	21	17	Los Angeles	New England	7	14
Los Angeles	Cleveland	23	21	Los Angeles	San Diego	0	17
Los Angeles	Dallas	10	42	Seattle	Seattle	26	7
San Diego	San Diego	13	35	Oakland	Oakland	28	3
Los Angeles	Kansas City	36	16	1979 (4-0)			
Los Angeles	San Francisco	21	20	Los Angeles	Oakland, OT	20	14
1969 (4-2)				Foxboro	New England	15	3
Los Angeles	Dallas	24	17	Los Angeles	Seattle	21	17
Los Angeles	Cleveland	3	10	Los Angeles	San Diego	23	7
Los Angeles	Kansas City	14	42	1980 (2-2)			
San Diego	San Diego	24	14	Anaheim	New England	31	35
Los Angeles	Buffalo	50	20	Anaheim	Dallas	16	19
Anaheim	San Francisco	31	28	Denver	Denver	26	13
1970 (6-0)				Anaheim	San Diego	34	17
Los Angeles	Cleveland	30	17	1981 (2-2)			
Los Angeles	Dallas	17	10	Anaheim	New England	21	34
Los Angeles	Oakland	34	23	Anaheim	Dallas	33	21
San Diego	San Diego	16	14	San Diego	San Diego	29	33
Pasadena	Houston	20	3	Anaheim	Minnesota	34	31
Los Angeles	San Francisco	17	14	1982 (2-2)			
1971 (4-3)				Anaheim	Denver	20	33
Canton	Houston	17	6	Cleveland	Cleveland	23	26
Los Angeles	Dallas	21	45	Anaheim	Seattle	23	13
Los Angeles	Cleveland	17	5	Anaheim	San Diego	20	14
Berkeley	Oakland	7	20	1983 (2-2)			
Foxboro	New England	31	21	Anaheim	San Diego	34	20
Los Angeles	San Diego	14	20	Anaheim	Dallas	7	30
Los Angeles	San Francisco	23	20	Anaheim	New England	13	7
1972 (1-5)				San Diego	San Diego	17	27
Los Angeles	Cleveland	13	3	1984 (2-2)			
Los Angeles	Dallas	13	27	San Diego	San Diego	10	17
Los Angeles	Oakland	9	34	Anaheim	Cleveland	10	21
Kansas City	Kansas City	13	19	Anaheim	Green Bay	27	24
San Diego	San Diego	13	14	Anaheim	San Diego	47	14
Los Angeles	San Francisco	14	17	1985 (3-1)			
1973 (2-3-1)				Anaheim	Houston	7	3
Los Angeles	Dallas	7	24	Anaheim	St. Louis	39	7
Los Angeles	Cleveland	21	21	Columbus	Philadelphia	12	14
Berkeley	Oakland	3	16	Anaheim	New England	14	13

Site	Opponent	Rams	Opp.	Site	Opponent	Rams	Opp.
1986 (2-2)				1999 (2-2)			
Anaheim	Houston	14	17	St. Louis	Oakland	17	18
Anaheim	San Francisco	31	17	Chicago	Chicago	24	38
Anaheim	San Diego	20	17	St. Louis	San Diego	24	21
Denver	Denver	10	19	Detroit	Detroit	17	6
1987 (3-2)				2000 (2-2)			
London	Denver	28	27	St. Louis	Oakland	31	17
Anaheim	Seattle	23	14	Nashville	Tennessee	3	30
San Diego	San Diego	23	21	St. Louis	Buffalo	27	31
Anaheim	Denver	20	24	Dallas	Dallas	24	17
Anaheim	Washington	14	26	2001 (3-2)			
1988 (2-3)				Canton	Miami	17	10
Canton	Cincinnati	7	14	Buffalo	Buffalo	24	10
Anaheim	Denver	31	40	St. Louis	Tennessee	10	23
Anaheim	San Diego	27	6	San Diego	San Diego, OT	10	13
Anaheim	Houston, OT	17	20	St. Louis	Kansas City	21	17
San Diego	San Diego	31	24	2002 (0-4)			
1989 (4-1)				Tennessee	Tennessee	26	28
Tokyo	San Francisco, OT	16	13	St. Louis	Chicago	17	19
Denver	Denver	13	17	St. Louis	San Diego	10	31
Anaheim	Phoenix	23	20	Kansas City	Kansas City	16	23
Anaheim	Minnesota	24	12	2003 (1-3)			
Anaheim	Detroit	24	14	Oakland	Oakland	67	
1990 (2-2)				St. Louis	Tampa Bay	26	16
Berlin	Kansas City	19	3	Buffalo	Buffalo	24	28
Anaheim	San Diego	27	30	St. Louis	Kansas City	622	
Anaheim	Phoenix	27	7	2004 (1-3)			
Washington	Washington	10	37	St. Louis	Chicago, OT	10	13
1991 (1-3)				Kansas City	Kansas City	724	
Jacksonville	Atlanta	17	38	St. Louis	Washington	28	3
Anaheim	San Diego	24	3	Oakland	Oakland	24	28
Anaheim	Seattle	7	23	2005 (3-1)			
Memphis	Houston	13	16	St. Louis	Chicago	17	13
1992 (3-1)				San Diego	San Diego	21	36
Seattle	Seattle	21	7	Detroit	Detroit	37	13
Anaheim	Los Angeles Raiders, OT	19	16	St. Louis	Kansas City	27	23
Anaheim	Green Bay, OT	16	13	2006 (1-3)			
San Diego	San Diego	19	30	St. Louis	Indianapolis	19	17
1993 (0-4)				St. Louis	Houston	20	27
Phoenix	Phoenix	13	24	Kansas City	Kansas City	12	16
Anaheim	San Diego	17	23	Miami	Miami	929	
Cleveland	Cleveland	10	21	2007 (2-2)			
Anaheim	Los Angeles Raiders	19	20	Minneapolis	Minnesota	13	10
1994 (0-4)				St. Louis	San Diego	13	30
Madison, WI.	Green Bay	6	14	Oakland	Oakland	10	20
Anaheim	New England	10	28	St. Louis	Kansas City	10	3
Anaheim	Los Angeles Raiders	20	29	2008 (2-2)			
San Diego	San Diego	6	24	Nashville	Tennessee	13	34
1995 (1-3)				St. Louis	San Diego	7	6
Seattle	Seattle	20	34	St. Louis	Baltimore	24	10
Oakland	Oakland	22	27	Kansas City	Kansas City	17	21
Jacksonville	Jacksonville	27	10	2009 (3-1)			
San Diego	San Diego	9	17	Meadowlands	New York Jets	23	20
1996 (3-1)				St. Louis	Atlanta	13	20
Pittsburgh	Pittsburgh	10	16	Cincinnati	Cincinnati	24	21
St. Louis	Jacksonville	17	10	St. Louis	Kansas City	17	9
Kansas City	Kansas City	34	30	2010 (3-1)			
St. Louis	San Diego	37	34	St. Louis	Minnesota	7	28
1997 (2-2)				Cleveland	Cleveland	19	17
Minnesota	Minnesota	6	24	New England	New England	36	35
St. Louis	Arizona	12	0	St. Louis	Baltimore	27	21
Dallas	Dallas	31	34	2011 (4-0)			
St. Louis	Kansas City	14	13	St. Louis	Indianapolis	33	10
1998 (2-2)				St. Louis	Tennessee	17	16
St. Louis	Denver	13	20	Kansas City	Kansas City	14	10
San Diego	San Diego	27	41	Jacksonville	Jacksonville	24	17
St. Louis	Dallas	22	14				
Kansas City	Kansas City	10	6				

Site	Opponent	Rams	Opp.	Site	Opponent	Rams	Opp.
2012 (2-2)				2016 (2-2)			
Indianapolis	Indianapolis	3	38	Los Angeles	Dallas	28	24
St. Louis	Kansas City	31	17	Los Angeles	Kansas City	21	20
Dallas	Dallas	19	20	Denver	Denver	9	17
St. Louis	Baltimore	31	17	Minnesota	Minnesota	25	27
2013 (1-3)				2017 (2-2)			
Cleveland	Cleveland	19	27	Los Angeles	Dallas	13	10
St. Louis	Green Bay	7	19	Oakland	Oakland	24	21
Denver	Denver	26	27	Los Angeles	L.A. Chargers	19	21
St. Louis	Baltimore	24	21	Green Bay	Green Bay	10	24
2014 (1-3)				2018 (2-2)			
St. Louis	New Orleans	24	26	Baltimore	Baltimore	7	33
St. Louis	Green Bay	7	21	Los Angeles	Oakland	19	15
Cleveland	Cleveland	33	14	Los Angeles	Houston	21	20
Miami	Miami	13	14	New Orleans	New Orleans	0	28
2015 (0-4)				2019 (2-2)			
Oakland	Oakland	3	18	Oakland	Oakland	3	14
Tennessee	Tennessee	14	27	Hawaii	Dallas	10	14
St. Louis	Indianapolis	14	24	Los Angeles	Denver	10	6
St. Louis	Kansas City	17	24	Houston	Houston	22	10



Preseason Summary



Summary (1937-2019)	Won	Lost	Tied	Summary (1937-2018)	Won	Lost	Tied
Rams vs. Arizona	11	4	0	Rams vs. Jacksonville	3	0	0
Rams vs. Atlanta	0	2	0	Rams vs. Kansas City	15	9	0
Rams vs. Baltimore	4	1	0	Rams vs. Miami	2	3	0
Rams vs. Boston Yanks	2	0	0	Rams vs. Minnesota	5	7	0
Rams vs. Buffalo	3	3	0	Rams vs. New York Bulldogs	1	0	0
Rams vs. Calif. All-Stars	2	0	0	Rams vs. New York Giants	7	7	1
Rams vs. Chicago	2	4	0	Rams vs. New York Jets	1	0	0
Rams vs. Cincinnati	1	1	0	Rams vs. New England	5	4	0
Rams vs. Cleveland Browns	15	13	1	Rams vs. New Orleans	2	2	0
Rams vs. College All-Stars	4	1	1	Rams vs. Oakland/Los Angeles Raiders	9	13	0
Rams vs. Dallas	15	12	0	Rams vs. Philadelphia	5	9	1
Rams vs. Denver	3	8	0	Rams vs. Pittsburgh	5	2	0
Rams vs. Detroit	4	0	1	Rams vs. San Diego/Los Angeles Chargers	18	19	0
Rams vs. East Chicago Indians	1	0	0	Rams vs. San Diego Bombers	1	0	0
Rams vs. Green Bay	2	4	0	Rams vs. San Francisco	21	7	0
Rams vs. Hawaiian Warriors	2	0	0	Rams vs. Seattle	6	2	0
Rams vs. Houston/Tennessee	4	8	0	Rams vs. Tampa Bay	2	0	0
Rams vs. Houston Texans	2	1	0	Rams vs. Washington	14	8	0
Rams vs. Indianapolis	3	2	0	Rams vs. Service teams	8	0	0
				Totals	208	154	5



Los Angeles Rams 2020 Media Guide

All-Time Draft



Los Angeles Rams Draft History



Selections By School, 1937-2019



Abilene Christian	2	Franklin (IN)	1	North Carolina A&T	2	SW Louisiana	1
Alabama	12	Fresno State	7	North Carolina Central	3	SW Missouri State	1
Alabama A&M	1	George Washington	1	North Carolina State	5	SW Texas State	1
Alabama State	4	Georgia	15	North Dakota	1	Syracuse	3
Albright	1	Georgia Southern	2	North Dakota State	2	Tampa	2
Alcorn State	2	Georgia Tech	17	North Texas State	6	Tenn.-Chattanooga	1
Allegheny College	1	Grambling	3	Northeastern	1	Tennessee	14
Alma	1	Hampton	1	Northern Arizona	3	Tennessee State	5
Appalachian State	1	Hanover (IN)	1	Northern Illinois	2	Tennessee Tech	1
Arizona	12	Hardin-Simmons	1	Northwestern	6	Texas	20
Arizona State	12	Harvard	1	Northwestern State (LA)	1	Texas A&I	1
Arkansas	15	Hawaii	6	Notre Dame	32	Texas A&M	17
Arkansas State	1	Heidelberg	1	Occidental	1	Texas Christian	9
Arkansas Tech	3	Hillsdale (MI)	3	Ohio State	27	Texas Mines	1
Arkansas-Monticello	1	Hofstra	2	Ohio University	2	Texas Southern	2
Arkansas-Pine Bluff	1	Holy Cross	4	Oklahoma	27	Texas Tech	10
Army	1	Houston	13	Oklahoma A&M	1	Texas Western	1
Arnold (CT)	1	Howard	1	Oklahoma City	2	Texas-Arlington	2
Auburn	11	Idaho	4	Oklahoma State	4	Toledo	5
Austin (TX)	2	Illinois	15	Oregon	23	Trinity (CT)	2
Azusa Pacific	1	Indiana	11	Oregon State	18	Trinity (TX)	2
Bakersfield J.C.	1	Iowa	13	Pacific	10	Tulane	8
Baldwin-Wallace	4	Iowa State	1	Pacific Lutheran	1	Tulsa	13
Ball State	3	Jackson State	5	Page	1	UCLA	44
Baylor	17	James Madison	1	Parsons	1	UNLV	1
Bishop (TX)	1	Kansas	10	Penn State	16	USC	39
Boise J.C.	1	Kansas State	5	Pittsburg State (KS)	1	Utah	6
Boise State	2	Kent State	2	Pittsburgh	15	Utah State	7
Boston College	10	Kentucky	14	Portland State	2	UTEP	3
Boston University	2	Kentucky State	1	Prairie View A&M	1	Valparaiso	2
Bowling Green	2	Lafayette	1	Purdue	12	Vanderbilt	7
Brown	1	Lakeland (WI)	1	Queen's (Ontario)	1	Villanova	9
Bucknell	2	Lamar	2	Rensselaer (NY)	1	Virginia	9
Buffalo	1	Langston (OK)	1	Rhode Island	2	Virginia Military	1
BYU	3	Lincoln (MO)	1	Rice	6	Virginia State	1
C.W. Post	1	Linfield (OR)	2	Richmond	4	Virginia Tech	5
Cal Poly-SLO	4	Lock Haven (PA)	1	Rutgers	4	Virginia Union	1
Cal State-Fullerton	1	Long Beach State	1	Sam Houston State	1	Wabash (IN)	1
Cal State-Los Angeles	3	Loras (IA)	1	San Bernardino Valley J.C.	1	Wake Forest	5
California	15	Louisville	4	San Diego State	11	Washington	40
Cal-Riverside	2	LSU	19	San Francisco	3	Washington & Jefferson	1
Carnegie-Mellon	1	Louisiana-Lafayette	1	San Jose State	8	Washington State	16
Carthage	1	Louisville	1	Santa Ana J.C.	1	Wayne State (NE)	2
Case Western Reserve	2	Maine	1	Santa Clara	4	Weber State	4
Catawba	2	Mankato State	1	SMU	10	West TX St/West TX A&M	9
Catholic	1	Marquette	4	Southern Mississippi	1	West Virginia	11
Central Florida	1	Marshall	1	South Alabama	1	Westchester (PA)	1
Central Michigan	1	Maryland	6	South Carolina	8	Western Kentucky	2
Central State (MO)	1	McMurry State (TX)	1	South Carolina State	3	Western Michigan	1
Central Washington	1	McNeese State	4	South Dakota	1	Western New Mexico	1
Cincinnati	8	Memphis	2	South Florida	2	Wheaton	1
Citadel	2	Memphis State	7	Southern	5	Whitworth	1
Clark (GA)	1	Mesa (CO)	1	Southern Connecticut	1	Wichita State	3
Clemson	12	Miami (FL)	13	Southern Illinois	2	Widener	1
Colgate	3	Miami (OH)	5	Southern Mississippi	8	Wiley College (TX)	1
College of Idaho	2	Michigan	13	Southern Oregon	2	William & Mary	2
College of the Ozarks	1	Michigan State	21	Southwestern	1	Williamette	1
Colorado	12	Middle Tenn. State	1	St. Ambrose (IA)	2	Winston-Salem	1
Colorado College	1	Miles (AL)	1	St. Augustine	1	Wisconsin	13
Colorado Mines	1	Minnesota	8	St. Joseph's (IN)	1	Wisconsin-LaCrosse	3
Colorado State	2	Mississippi	6	St. Mary's (CA)	7	Wisconsin-Whitewater	3
Compton J.C.	1	Mississippi College	1	St. Norbert	1	Wittenberg	1
Concordia (MN)	1	Mississippi State	11	Stanford	10	Wyoming	4
Cornell	4	Missouri	9	Stephen F. Austin	3	Xavier	1
Dakota Wesleyan	1	Missouri Western	1	Sul Ross (TX)	2	Youngstown State	1
Dayton	3	Montana	3				
Denver	2	Montana State	4				
Drake	2	Moorhead State (MN)	1				
Duke	5	MS Valley State	1				
Duquesne	2	Murray State	2				
East Carolina	2	Navy	1				
East Texas State	1	NE Louisiana	1				
Eastern Illinois	2	NE Oklahoma	2				
Eastern Kentucky	2	Nebraska	23				
Eastern Michigan	1	Nevada-Reno	1				
Eastern Washington	4	New Haven (CT)	1				
Elon College	1	New Mex. Highlands	1				
Emporia State	1	New Mexico	4				
Fairmont State	1	New Mexico State	5				
Florida	11	NM Highlands	1				
Florida A&M	3	Norfolk State	1				
Florida State	9	North Alabama	1				
Fordham	5	North Carolina	10				

Top Schools:

UCLA 44; Washington 40; USC 39; Notre Dame 32; Ohio State 27; Oklahoma 28; Nebraska 23; Oregon 23; Michigan State 21; Texas 20; LSU 19; Oregon State 18; Baylor 17; Georgia Tech 17; Texas A&M 17; Washington State 16.

First Round Draft Choices By Position

Running Backs	34
Offensive Linemen	22
Defensive Linemen	14
Linebackers	10
Wide Receivers	9
Defensive Backs	5
Quarterbacks	4
Tight Ends	1
Punters/Kickers	0



DRAFT CHOICES BY CLASS 1937-2019



2020



April 23-April 25, 2020

Rd.	Player	Pos.	College	Sel. #
2.	(A) Cam Akers	RB	Florida State	52
2.	(B) Van Jefferson from Houston Texans	WR	Florida	57
3.	(A) Terrell Lewis	OLB	Alabama	84
3.	(B) Terrell Burgess Compensatory Pick	S	Utah	104
4.	Brycen Hopkins from New England	TE	Purdue	136
6.	Jordan Fuller	S	Ohio State	199
7.	(A) Clay Johnston	LB	Baylor	234
7.	(B) Samuel Sloman from Houston Texans	K	Miami University (Ohio)	248
7.	(C) Tremayne Anchrum from Houston Texans	OL	Clemson	250



2019



April 25-April 27, 2019

Rd.	Player	Pos.	College	Sel. #
2.	Taylor Rapp from Kansas City	S	Washington	61
3.	(A) Darrell Henderson Jr. from Tampa Bay	RB	Memphis	70
3.	(B) David Long Jr. from Atlanta	CB	Michigan	79
3.	(C) Bobby Evans from New England	T	Oklahoma	97
4.	Greg Gaines from New England	DT	Washington	134
5.	David Edwards	T	Wisconsin	169
7.	(A) Nick Scott from New England	S	Penn State	243
7.	(B) Dakota Allen	LB	Texas Tech	251



2018



April 26-April 28, 2018

Rd.	Player	Pos.	College	Sel. #
1.	Choice to New England for WR Brandin Cooks			
2.	Choice to Buffalo for WR Sammy Watkins			
3.	Joseph Notebook from Oakland	OT	Texas Christian	89
4.	(A) Brian Allen from Miami	C	Michigan State	111
4.	(B) John Franklin-Myers from New York Giants	DE	Stephen F. Austin	135
5.	(A) Micah Kiser from Carolina	LB	Virginia	147
5.	(B) Ogonnia Okoronkwo from Denver	OLB	Oklahoma	160
6.	(A) John Kelly from New York Giants	RB	Tennessee	176
6.	(B) Jamil Demby from Dallas	OL	Maine	192
6.	(C) Sebastian Joseph-Day from Buffalo	DL	Rutgers	195
6.	(D) Trevon Young from Washington	OLB	Louisville	205
7.	(A) Travin Howard from Washington	LB	Texas Christian	231
7.	(B) Justin Lawler from Atlanta	DL	Southern Methodist	244



2017



April 27-April 29, 2017

Rd.	Player	Pos.	College	Sel. #
1.	Choice to Tennessee			
2.	Choice to Buffalo			
2.	Gerald Everett from Buffalo	TE	South Alabama	44
3.	(A) Cooper Kupp	WR	Eastern Washington	69
3.	(B) John Johnson from Kansas City through Buffalo	DB	Boston College	91
3.	Choice to Tennessee			
4.	Choice to Chicago			
4.	(A) Josh Reynolds from Buffalo through Chicago	WR	Texas A&M	177
4.	(B) Samson Ebukam from Tampa Bay through New York Jets	LB	Eastern Washington	125
5.	Choice to Atlanta through Buffalo			
6.	(A) Tanzel Smart	DT	Tulane	189
6.	(B) Sam Rogers from Miami	FB	Virginia Tech	206
7.	Choice to Tampa Bay through Miami			
7.	Ejuan Price from Baltimore	LB	Pittsburgh	234



2016



April 28-April 30, 2016

Rd.	Player	Pos.	College	Sel. #
1.	Jared Goff from Tennessee	QB	California	1
1.	Choice to Cleveland through Tennessee			
2.	Choice to Tennessee			
3.	Choice to Cleveland through Tennessee			
4.	(A) Tyler Higbee	TE	Western Kentucky	110
4.	(B) Pharoah Cooper from Buffalo through Chicago	WR	South Carolina	117
5.	Choice Exercised in 2015 Supplemental Draft for Battle, Isaiah, T, Clemson			
6.	(A) Temarrick Hemingway from Tennessee	TE	S. Carolina State	177
6.	(B) Josh Forrest	LB	Kentucky	119
6.	(C) Michael Thomas from Carolina through Chicago	WR	Southern Mississippi	206
7.	Choice to New York Jets through Houston and Denver			



2015 Supplemental Draft



July 9, 2015

Rd.	Player	Pos.	College	Sel. #
5.	Isaiah Battle	OT	Clemson	-



2015



April 30-May 2, 2015

Rd.	Player	Pos.	College	Sel. #
1.	Todd Gurley	RB	Georgia	10
2.	Choice to Carolina			
2.	Rob Havenstein from Carolina	OT	Wisconsin	57
3.	(A) Jamon Brown	OL	Louisville	72
3.	(B) Sean Mannion from Carolina	QB	Oregon State	89
4.	Choice to Indianapolis through Tampa Bay			
4.	Andrew Donnal from Philadelphia	OL	Iowa	119
5.	Choice to Miami through Philadelphia			
6.	Choice to Tampa Bay			
6.	(A) Bud Sasser from Carolina	WR	Missouri	201
6.	(B) Cody Wichmann compensatory selection	OL	Fresno State	215
7.	(A) Bryce Hager from Chicago through New York Jets	LB	Baylor	224
7.	(B) Martin Ifedi	DE	Memphis	227

 **2014** 

May 8-10, 2014

Rd.	Player	Pos.	College	Sel. #
1.	(A) Greg Robinson from Washington	OT	Auburn	2
1.	(B) Aaron Donald	DT	Pittsburgh	13
2.	Lamarcus Joyner from Buffalo	DB	Florida State	41
2.	Choice to Buffalo			
3.	Tre Mason	RB	Auburn	75
4.	Maurice Alexander	S	Utah State	110
5.	Choice to Buffalo			
6.	(A) E.J. Gaines	CB	Missouri	188
6.	(B) Garrett Gilbert	QB	SMU	214
	compensatory selection			
7.	(A) Mitchell Van Dyk	OL	Portland State	226
7.	(B) Christian Bryant from Indianapolis	S	Ohio State	241
7.	(C) Michael Sam	DE	Missouri	249
	compensatory selection			
7.	(D) Demetrius Rhaney	C	Tennessee State	250
	compensatory selection			

 **2013** 

April 25-27, 2013

Rd.	Player	Pos.	College	Sel. #
1.	(A) Tavon Austin from Buffalo	WR	West Virginia	8
1.	Choice to Buffalo			
1.	(B) Alec Ogletree from Atlanta	LB	Georgia	30
2.	Choice to Buffalo			
3.	(A) T.J. McDonald from Buffalo	S	USC	71
3.	Choice to Buffalo			
3.	(B) Stedman Bailey from Atlanta	WR	West Virginia	92
4.	Barrett Jones	OL	Alabama	113
5.	(A) Brandon McGee	CB	Miami	149
5.	(B) Zac Stacy from Houston	RB	Vanderbilt	160
6.	Choice to Oakland through Houston			
7.	Choice to Buffalo			

 **2012** 

April 26-28, 2012

Rd.	Player	Pos.	College	Sel. #
1.	Choice to Washington			
1.	Michael Brockers from Dallas	DT	LSU	14
2.	(A) Brian Quick	WR	Appalachian State	33
2.	(B) Janoris Jenkins from Washington	CB	North Alabama	39
2.	(C) Isaiah Pead from Chicago	RB	Cincinnati	50
3.	Trumaine Johnson	CB	Montana	65
4.	Chris Givens	WR	Wake Forest	96
5.	Choice to Denver			
5.	Roquevious Watkins from Chicago	OT	South Carolina	150
6.	Greg Zuerlein	K	Missouri Western	171
7.	(A) Aaron Brown	LB	Hawaii	209
7.	(B) Daryl Richardson	RB	Abilene Christian	252

 **2011** 

April 28-30, 2011

Rd.	Player	Pos.	College	Sel. #
1.	Robert Quinn	DE	North Carolina	14
2.	Lance Kendricks	TE	Wisconsin	47
3.	Austin Pettis	WR	Boise State	78
4.	Greg Salas	WR	Hawaii	112
5.	Choice to Atlanta			
5.	Jermale Hines from Atlanta	S	Ohio State	158
6.	Choice to Baltimore			
7.	(A) Mikail Baker	S	Baylor	216
7.	(B) Jabara Williams from Baltimore	LB	Stephen F. Austin	228
7.	(C) Jonathan Nelson from Atlanta	S	Oklahoma	229

 **2010** 

April 22-24, 2010

Rd.	Player	Pos.	College	Sel. #
1.	Sam Bradford	QB	Oklahoma	1
2.	Rodger Saffold	OT	Indiana	33
3.	Jerome Murphy	CB	South Florida	65
4.	Mardy Gilyard	WR	Cincinnati	99
5.	(A) Michael Hoomanawanui	TE	Illinois	132
5.	(B) Hall Davis from Philadelphia	DE	Louisiana-Lafayette	149
6.	(A) Fendi Onobun	TE	Houston	170
6.	(B) Eugene Sims from Atlanta	DE	West Texas A&M	189
7.	Choice to New England through Washington			
7.	(A) Marquis Johnson from Washington	CB	Alabama	211
7.	(B) George Selvie from Atlanta	DE	South Florida	226
8.	(C) Josh Hull	LB	Penn State	254
	compensatory selection			

 **2009** 

April 25-26, 2009

Rd.	Player	Pos.	College	Sel. #
1.	Jason Smith	T	Baylor	2
2.	James Laurinaitis	LB	Ohio State	35
3.	Bradley Fletcher	CB	Iowa	66
4.	Darell Scott	DT	Clemson	103
	Choice to Atlanta			
5.	Brooks Foster from Atlanta	WR	North Carolina	160
	Choice to Atlanta			
6.	Keith Null from Atlanta	QB	West Texas A&M	196
7.	Chris Ogbonnaya	RB	Texas	211

 **2008** 

April 26-27, 2008

Rd.	Player	Pos.	College	Sel. #
1.	Chris Long	DE	Virginia	2
2.	Donnie Avery	WR	Houston	33
3.	John Greco	T	Toledo	65
4.	(A) Justin King	CB	Penn State	101
4.	(B) Keenan Burton from Packers	WR	Kentucky	128
5.	Roy Schuening from Titans through Washington	G	Oregon State	157
6.	Choice to Washington			
6.	Choice to Washington			
7.	Choice to Green Bay			
7.	(A) Chris Chamberlain from Washington	LB	Tulsa	228
8.	(B) David Vobora	LB	Idaho	252
	compensatory selection			



2007



April 28-29, 2007

Rd.	Player	Pos.	College	Sel. #
1.	Adam Carriker	DL	Nebraska	13
2.	Brian Leonard	RB	Rutgers	52
3.	Choice to Kansas City			
3.	Jonathan Wade	CB	Tennessee	84
4.	Choice to Detroit			
5.	Dustin Fry from Detroit	C	Clemson	139
5.	Clifton Ryan from Detroit through St. Louis	DT	Michigan State	154
6.	Ken Shackelford	T	Georgia	190
7.	Choice to Miami			
7.	(A) Keith Jackson compensatory selection	DT	Arkansas	248
7.	(B) Derek Stanley compensatory selection	WR	Wisconsin-Whitewater	249



2006



April 29-30, 2006

Rd.	Player	Pos.	College	Sel. #
1.	Tye Hill	CB from Denver	Clemson	15
2.	Joe Klopfenstein	TE	Colorado	46
3.	(A) Claude Wroten from San Francisco through Denver	DT	LSU	68
3.	(B) Jon Alston	LB	Stanford	77
3.	(C) Dominique Byrd from Denver through Atlanta and Green Bay	TE	USC	93
4.	Victor Adeyanju from San Diego	DE	Indiana	113
5.	Marques Hagans	WR	Virginia	144
6.	Choice to Green Bay			
7.	(A) Tim McGarigle	LB	Northwestern	221
7.	(B) Mark Setterstrom compensatory selection	G	Minnesota	242
7.	(C) Tony Palmer compensatory selection	G	Missouri	243



2005



April 23-24, 2005

Rd.	Player	Pos.	College	Sel. #
1.	Alex Barron	T	Florida State	19
2.	Ronald Bartell	CB	Howard	50
3.	(A) Oshiomogho Atogwe from Miami	S	Stanford	66
3.	(B) Richie Incognito	G	Nebraska	81
4.	(A) Jerome Carter	S	Florida State	117
4.	(B) Claude Terrell compensatory selection	G	New Mexico	134
5.	Jerome Collins from N.Y. Giants through San Diego and Tampa Bay	TE	Notre Dame	144
6.	(A) Dante Ridgeway	WR	Ball State	192
6.	(B) Reggie Hodges compensatory selection	P	Ball State	210
7.	Choice to Tampa Bay			
7.	(A) Ryan Fitzpatrick compensatory selection	QB	Harvard	250
7.	(B) Madison Hedgecock compensatory selection	FB	North Carolina	251



2004



April 24-25, 2004

Rd.	Player	Pos.	College	Sel. #
1.	Steven Jackson from Denver through Cincinnati	RB	Oregon State	24
2.	Choice to New Orleans			
3.	Anthony Hargrove	DE	Georgia Tech	91
4.	Choice to Cincinnati			
4.	Brandon Chillar compensatory selection	LB	UCLA	130
5.	Jason Shivers	S	Arizona State	158
6.	Jeff Smoker compensatory selection	QB	Michigan State	201
7.	Choice to Indianapolis			
7.	(A) Erik Jensen compensatory selection	TE	Iowa	237
7.	(B) Larry Turner compensatory selection	C	Eastern Kentucky	238



2003



April 26-27, 2003

Rd.	Player	Pos.	College	Sel. #
1.	Jimmy Kennedy	DT	Penn State	12
2.	Pisa Tinoisamoa	LB	Hawaii	43
3.	Kevin Curtis	WR	Utah State	74
4.	(A) Shaun McDonald	WR	Arizona State	106
4.	(B) DeJuan Groce from Washington	CB	Nebraska	107
5.	(A) Dan Curley	TE	Eastern Washington	148
5.	(B) Shane Walton compensatory selection	CB	Notre Dame	170
5.	(C) Kevin Garrett compensatory selection	CB	SMU	172
6.	Scott Tercero	G	California	184
7.	Choice to New England			
7.	(A) Scott Shanle	LB	Nebraska	251
7.	(B) Richard Angulo compensatory selection	TE	Western New Mexico	254



2002



April 20-21, 2002

Rd.	Player	Pos.	College	Sel. #
1.	Robert Thomas	LB	UCLA	31
2.	Travis Fisher	CB	Central Florida	64
3.	(A) Lamar Gordon	RB	North Dakota State	84
3.	(B) Eric Crouch from Kansas City	WR	Nebraska	95
4.	Travis Scott	G	Arizona State	130
5.	Courtland Bullard	LB	Ohio State	167
6.	Choice to Indianapolis			
6.	Steve Bellisari from New England	S	Ohio State	205
7.	Chris Massey	LS	Marshall	243



2001



April 21-22, 2001

Rd.	Player	Pos.	College	Sel. #
1.	(A) Damione Lewis from Kansas City	DT	Miami (FL)	12
1.	(B) Adam Archuleta	S	Arizona State	20
1.	(C) Ryan Pickett from Tennessee	DT	Ohio State	29
2.	Tommy Polley from Kansas City	LB	Florida State	42
2.	Choice to Arizona			
3.	Brian Allen	LB	Florida State	83
4.	(A) Milton Wynn	WR	Washington State	116
4.	(B) Brandon Manumaleuna compensatory selection	TE	Arizona	129
5.	Jerametrious Butler from Washington	CB	Kansas State	145
5.	Choice to Washington			
6.	Choice to Washington			
6.	Francis St. Paul compensatory selection	WR	Northern Arizona	197
7.	Choice to Green Bay			



2000



April 15-16, 2000

Rd.	Player	Pos.	College	Sel. #
1.	Trung Canidate	RB	Arizona	31
2.	Jacoby Shepherd	CB	Oklahoma State	62
3.	John St. Clair	C	Virginia	94
4.	Kaulana Noa from Chicago	T	Hawaii	104
4.	Choice to Chicago			
5.	Brian Young	DE	UTEP	139
5.	Choice to Chicago through Detroit			
6.	Matt Bowen	S	Iowa	198
7.	Andrew Kline from Detroit	G	San Diego State	220
7.	Choice to Chicago			

 **1999** 

April 17-18, 1999

Rd.	Player	Pos.	College	Sel. #
1.	Torry Holt	WR	North Carolina State	6
2.	Choice to Indianapolis			
2.	Dre' Bly	CB	North Carolina	41
	from New Orleans			
3.	Rich Coady	S	Texas A&M	68
4.	Joe Germaine	QB	Ohio State	101
5.	Choice to Indianapolis			
5.	Cameron Spikes	G	Texas A&M	145
	from Baltimore			
6.	Lionel Barnes	DE	NE Louisiana	176
7.	Choice to Green Bay			
7.	Rodney Williams	P	Georgia Tech	252
	compensatory selection			

 **1998** 

April 18-19, 1998

Rd.	Player	Pos.	College	Sel. #
1.	Grant Wistrom	DE	Nebraska	6
2.	Robert Holcombe	RB	Illinois	37
3.	Leonard Little	DE	Tennessee	65
	from New York Jets			
3.	Choice to New York Jets			
4.	(A) Az-Zahir Hakim	WR	San Diego State	96
	from San Diego			
4.	(B) Roland Williams	TE	Syracuse	98
5.	Raymond Priester	RB	Clemson	129
6.	Glenn Rountree	G	Clemson	159
7.	Choice to New York Jets			
7.	Jason Chorak	DE	Washington	236
	compensatory selection			

 **1997** 

April 19-20, 1997

Rd.	Player	Pos.	College	Sel. #
1.	Orlando Pace	T	Ohio State	1
	from New York Jets			
1.	Choice to Seattle through New York Jets and Tampa Bay			
2.	Choice to Chicago			
2.	Dexter McCleon	CB	Clemson	40
	from Chicago			
3.	Choice to Denver through New York Jets			
4.	Choice to New York Jets			
4.	Ryan Tucker	C	TCU	121
	from Miami			
5.	Choice to San Diego			
5.	Taje Allen	CB	Texas	158
	from Denver			
6.	Choice to Miami			
6.	Muadianvita Kazadi	LB	Tulsa	179
	from Houston			
7.	Choice to Philadelphia through New York Jets			
7.	Cedric White	DE	North Carolina A&T	215

 **1996** 

April 20-21, 1996

Rd.	Player	Pos.	College	Sel. #
1.	(A) Lawrence Phillips	RB	Nebraska	6
1.	Choice to Chicago			
1.	(B) Eddie Kennison	WR	LSU	18
	from Chicago			
2.	(A) Tony Banks	QB	Michigan State	42
2.	(B) Ernie Conwell	TE	Washington	59
	from Pittsburgh			
3.	Jerald Moore	RB	Oklahoma	83
	from Chicago			
4.	Percell Gaskins	LB	Kansas State	105
5.	Fred Miller	T	Baylor	141
6.	(A) Derrick Harris	RB	Miami (FL)	175
6.	(B) Hayward Clay	TE	Texas A&M	201
	from Dallas through Chicago			
7.	Chuck Osborne	DT	Arizona	222

 **1995** 

April 22-23, 1995

Rd.	Player	Pos.	College	Sel. #
1.	Kevin Carter	DE	Florida	6
2.	(A) Zach Wiegert	T	Nebraska	38
2.	(B) Jesse James	T	Mississippi State	62
	from San Francisco			
3.	Steve McLaughlin	K	Arizona	82
	from Detroit			
4.	Lovell Pinkney	WR/TE	Texas	115
	from Detroit			
5.	Mike Scurlock	DB	Arizona	140
6.	Choice to San Diego			
7.	(A) Gerald McBurrows	DB	Kansas	214
7.	(B) Herman O'Berry	DB	Oregon	220
	from New Orleans			
7.	(C) Bronzell Miller	DE/LB	Utah	239
	compensatory selection			
7.	(D) Johnny (JT) Thomas	WR	Arizona State	240
	compensatory selection			

 **1994** 

April 24-25, 1994

Rd.	Player	Pos.	College	Sel. #
1.	Choice to Indianapolis			
1.	Wayne Gandy	T	Auburn	15
	from San Diego through San Francisco			
2.	(A) Isaac Bruce	WR	Memphis State	33
2.	(B) Toby Wright	S	Nebraska	49
	compensatory selection			
2.	(C) Brad Ottis	DE	Wayne State (NE)	56
	from San Francisco			
3.	(A) Keith Lyle	S	Virginia	71
3.	(B) James Bostic	RB	Auburn	83
	from Atlanta through Indianapolis			
3.	(C) Ernest Jones	LB	Oregon	100
	from Philadelphia through San Francisco			
4.	Chris Brantley	WR	Rutgers	108
5.	Choice to New England through Arizona			
6.	(A) Rickey Brady	TE	Oklahoma	167
6.	(B) Ronald Edwards	T	North Carolina A&T	198
	from Dallas			
7.	Choice to Kansas City			

 **1993** 

April 25-26, 1993

Rd.	Player	Pos.	College	Sel. #
1.	Jerome Bettis	RB	Notre Dame	10
2.	Troy Drayton	TE	Penn State	39
3.	Russell White	RB	California	73
	from Indianapolis			
4.	Choice to San Diego			
5.	(A) Sean LaChapelle	WR	California	122
5.	(B) Chuck Belin	G	Wisconsin	127
	from Indianapolis			
6.	Deral Boykin	S	Louisville	146
7.	Brad Fichtel	C	Eastern Illinois	179
8.	(A) Jeff Buffalo	P	Memphis State	206
8.	(B) Maa Tanuvasa	DT	Hawaii	209
	from Cleveland			

 **1992** 

April 26-27, 1992

Rd.	Player	Pos.	College	Sel. #
1.	Sean Gilbert	DL	Pittsburgh	3
2.	Steve Israel	DB	Pittsburgh	30
3.	(A) Mark Boutte	DL	LSU	57
	from Indianapolis			
3.	(B) Todd Kinchen	WR	LSU	60
4.	Shawn Harper	G	Indiana	87
5.	Chris Crooms	DB	Texas A&M	114
6.	Joe Campbell	RB	Middle Tenn. State	144
7.	Darryl Ashmore	T	Northwestern	171
8.	Ricky Jones	QB	Alabama State	198
9.	T.J. Rubley	QB	Tulsa	228
10.	Tim Lester	RB	Eastern Kentucky	255
11.	(A) Brian Townsend	LB	Michigan	281
	from Indianapolis			
11.	(B) Brian Thomas	WR	Southern	282
12.	Kelvin Harris	C	Miami (FL)	312



1991



April 21-22, 1991

Rd.	Player	Pos.	College	Sel. #
1.	Todd Lyght	CB	Notre Dame	5
2.	Roman Phifer	LB	UCLA	31
3.	Choice to Detroit			
4.	Choice to Denver			
4.	Robert Bailey from Los Angeles Raiders	CB	Miami (FL)	107
5.	Robert Young	DT	Mississippi State	116
6.	Neal Fort	T	BYU	143
7.	Tyrone Shelton	FB	William & Mary	170
8.	Patt Tyrance	LB	Nebraska	201
9.	Jeff Fields	DT	Arkansas State	228
10.	Choice to San Diego			
11.	Terry Crews	DE	Western Michigan	281
12.	(A) Jeff Pahunkoa from Denver	G/T	Washington	311
12.	(B) Ernie Thompson	RB	Indiana	312



1990



April 22-23, 1990

Rd.	Player	Pos.	College	Sel. #
1.	Bern Brostek	C	Washington	23
2.	Pat Terrell	S	Notre Dame	49
3.	Latin Berry	RB	Oregon	78
4.	Choice to Detroit			
5.	Choice to New York Jets			
6.	Tim Stallworth	WR	Washington State	161
7.	Kent Elmore	P	Tennessee	190
8.	(A) Ray Savage from Tampa Bay	LB	Virginia	198
8.	(B) Elbert Crawford	C	Arkansas	216
9.	Tony Lomack	WR	Florida	245
10.	Stephen Bates	LB	James Madison	272
11.	Bill Goldberg	NT	Georgia	301
12.	David Lang	RB	Northern Arizona	327



1989



April 23-24, 1989

Rd.	Player	Pos.	College	Sel. #
1.	(A) Bill Hawkins	DE	Miami (FL)	21
1.	(B) Cleveland Gary from Buffalo	RB	Miami (FL)	26
2.	(A) Frank Stams from Indianapolis	LB	Notre Dame	45
2.	(B) Brian Smith	LB	Auburn	48
2.	(C) Darryl Henley from Buffalo	CB	UCLA	53
3.	Kevin Robbins	T	Michigan State	75
4.	Jeff Carlson	QB	Weber State	102
5.	Alfred Jackson	WR	San Diego State	135
6.	(A) Thom Kaumeyer from San Diego	S	Oregon	148
6.	(B) Mark Messner	LB	Michigan	161
7.	George Bethune	LB	Alabama	188
8.	Warren Wheat	T	BYU	215
9.	Vernon Kirk	TE	Pittsburgh	242
10.	Mike Williams	WR	Northeastern	269
11.	Choice to Tampa Bay			
12.	Choice to Tampa Bay			



1988



April 24-25, 1988

Rd.	Player	Pos.	College	Sel. #
1.	Choice to Los Angeles Raiders through Houston			
1.	(A) Gaston Green	RB	UCLA	14
1.	from Buffalo			
1.	(B) Aaron Cox	WR	Arizona State	20
2.	from Indianapolis			
2.	(A) Anthony Newman	DB	Oregon	35
2.	(B) Willie Anderson	WR	UCLA	46
2.	from San Diego			
2.	(C) Fred Strickland	LB	Purdue	47
3.	from Indianapolis			
3.	Choice to Washington			
3.	Mike Piel	DT	Illinois	64
4.	from Washington			
4.	Choice to Washington			
5.	(A) Robert Delpino	RB	Missouri	117
5.	(B) James Washington	S	UCLA	137
6.	from Washington			
6.	(A) Keith Jones	RB	Nebraska	147
6.	(B) Jeff Knapton	DT	Wyoming	165
7.	from Washington			
7.	Choice to Denver			
8.	Darryl Franklin	WR	Washington	201
9.	Pat Foster	DT	Montana	231
10.	R.C. Mullen	T	SW Louisiana	258
11.	Choice to San Diego			
12.	Choice to Washington			
12.	Jeff Beathard	RB	Southern Oregon	333
12.	from Washington			



1987



April 28-29, 1987

Rd.	Player	Pos.	College	Sel. #
1.	Choice to Houston			
2.	Donald Evans	DE	Winston-Salem	47
3.	Cliff Hicks	CB	Oregon	74
4.	(A) Doug Bartlett from Houston	NT	Northern Illinois	91
4.	Choice to Chicago			
4.	(B) Larry Kelm from Cleveland	LB	Texas A&M	108
5.	Choice to Houston			
5.	Scott Mersereau	DT	Southern Connecticut	136
6.	Choice to New York Giants			
6.	John Embree	TE	Colorado	166
7.	Choice to Philadelphia			
8.	Michael Stewart	S	Fresno State	213
9.	Tracy Ham	RB	Georgia Southern	240
10.	David Smith	LB	Northern Arizona	272
11.	Choice to Denver			
12.	(A) Alonzo Williams	RB	Mesa (CO)	326
12.	(B) Fred Stokes from Cleveland	T	Georgia Southern	332



1986



April 29-30, 1986

Rd.	Player	Pos.	College	Sel. #
1.	Mike Shad	T	Queen's (Ontario)	23
2.	Tom Newberry	G	Wisconsin-LaCrosse	50
3.	Hugh Millen	QB	Washington	71
4.	from Detroit through San Francisco			
4.	Choice to Philadelphia			
5.	Choice to San Diego			
6.	(A) Robert Jenkins (Cox)	T	UCLA	144
6.	from Indianapolis			
6.	(B) Lynn Williams	RB	Kansas	160
7.	Choice to Indianapolis			
8.	(A) Steve Jarecki from Tampa Bay	LB	UCLA	195
8.	(B) Hank Goebel	T	Cal State-Fullerton	216
9.	Elbert Watts	CB	USC	243
10.	Garrett Breeland	LB	USC	273
11.	Chul Schwanke	RB	South Dakota	300
12.	Choice to Indianapolis			
12.	Marcus Dupree from Denver	RB	Oklahoma	327



1985



April 30-May 1, 1985

Rd.	Player	Pos.	College	Sel. #
1.	Jerry Gray	S	Texas	21
2.	Chuck Scott	WR	Vanderbilt	50
3.	Dale Hatcher	P	Clemson	77
4.	Choice to Minnesota			
5.	Kevin Greene from Buffalo	LB	Auburn	113
5.	Choice to Houston through Kansas City			
6.	(A) Mike Young from Chicago	WR	UCLA	161
6.	(B) Damone Johnson	TE	Cal Poly-SLO	162
7.	Danny Bradley	RB	Oklahoma	189
8.	Marlon McIntyre	FB	Pittsburgh	218
9.	Gary Swanson	LB	Cal Poly-SLO	245
10.	Duval Love	G	UCLA	274
11.	(A) Doug Flutie from Indianapolis	QB	Boston College	285
11.	(B) Kevin Brown	S	Northwestern	301
12.	Choice to Tampa Bay			



1984



May 1-2, 1984

Rd.	Player	Pos.	College	Sel. #
1.	Choice to Kansas City			
2.	Choice to Cleveland			
3.	Choice to Detroit			
4.	Choice to Washington through Houston			
5.	Hal Stephens from Detroit	DE	East Carolina	133
5.	Choice to Kansas City			
6.	Choice to Houston			
7.	George Radachowsky	CB	Boston College	188
8.	Ed Brady	LB	Illinois	215
9.	George Reynolds	P	Penn State	242
10.	(A) Norwood Vann from Houston	LB	East Carolina	253
10.	(B) Joe Dooley	C	Ohio State	274
11.	Michael Harper from Chicago	RB	USC	293
11.	Dwayne Love	RB	Houston	301
12.	(A) Rod Fisher from Houston	CB	Oklahoma State	309
12.	(B) Moe Bias	LB	Illinois	328



1984 SUPPLEMENTAL DRAFT



June 5, 1984

Rd.	Player	Pos.	College	Sel. #
1.	William Fuller Philadelphia, USFL	DE	North Carolina	21
2.	Rick Johnson Oklahoma, USFL	QB	Southern Illinois	48
3.	Jim Byrne New Jersey, USFL	DT	Wisconsin-LaCrosse	75



1983



April 26-27, 1983

Rd.	Player	Pos.	College	Sel. #
1.	Eric Dickerson from Houston	RB	SMU	2
1.	Choice to Seattle through Houston			
2.	(A) Henry Ellard from San Francisco	WR	Fresno State	32
2.	(B) Mike Wilcher from San Francisco	LB	North Carolina	36
3.	Choice to San Francisco			
4.	(A) Chuck Nelson from Denver through San Francisco	K	Washington	87
4.	Choice to Houston			
4.	(B) Vince Newsome from New York Giants	S	Washington	97
4.	(C) Doug Reed	DE	San Diego State	111
5.	Choice to Detroit			
5.	Otis Grant from San Diego	WR	Michigan State	134
6.	Gary Kowalski	T	Boston College	144
7.	Jeff Simmons	WR	USC	171
8.	Troy West	S	USC	200
9.	Jack Belcher	C	Boston College	227
10.	Choice to Minnesota			
11.	Danny Triplett	LB	Clemson	282
12.	Clete Casper	QB	Washington State	311



1982



April 27-28, 1982

Rd.	Player	Pos.	College	Sel. #
1.	Choice to Baltimore			
1.	Barry Redden from Washington	RB	Richmond	14
2.	Choice to Baltimore			
3.	Choice to Washington			
3.	Bill Bechtold from Houston	C	Oklahoma	67
4.	Jeff Gaylord	LB	Missouri	89
5.	(A) Wally Kersten from Seattle	T	Minnesota	117
5.	(B) Doug Barnett	DE	Azusa Pacific	118
6.	Kerry Locklin	TE	New Mexico State	145
7.	Choice to Pittsburgh through Washington			
7.	Joe Shearin from Detroit	G	Texas	181
8.	(A) A.J. (Jam) Jones	RB	Texas	202
8.	(B) Mike Reilly from Houston	LB	Oklahoma	207
9.	Bob Speight	T	Boston University	229
10.	Miles McPherson	DB	New Haven (CT)	256
11.	Ricky Coffman	WR	UCLA	285
12.	Raymond Coley	DT	Alabama A&M	312



1981



April 28-29, 1981

Rd.	Player	Pos.	College	Sel. #
1.	Mel Owens from Washington	LB	Michigan	9
1.	Choice to Washington			
2.	Choice to Minnesota through Washington and Baltimore			
2.	Jim Collins from Miami	LB	Syracuse	43
3.	Choice to Kansas City			
3.	(A) Greg Meisner from Tampa Bay	DT	Pittsburgh	63
3.	(B) Robert Cobb from Washington	DE	Arizona	66
4.	George Lilja from Buffalo	C	Michigan	104
4.	Choice to Green Bay through Washington			
5.	Choice to Washington			
6.	William Daniels	DT	Alabama State	158
7.	(A) Ron Battle	TE	North Texas State	175
7.	(B) Mike Clark	DE	Florida	190
8.	Art Plunkett	T	UNLV	216
9.	Ron Seawall	LB	Portland State	242
10.	Robert Alexander	RB	West Virginia	269
11.	Marcellus Greene	CB	Arizona	296
12.	Jairo Penaranda	RB	UCLA	328



1980



April 29-30, 1980

Rd.	Player	Pos.	College	Sel. #
1.	Johnnie Johnson from Cleveland	S	Texas	17
1.	Choice to Cleveland			
2.	Irv Pankey from Washington	T	Penn State	50
2.	Choice to Washington			
3.	(A) Jewerl Thomas from San Francisco	RB	San Jose State	58
3.	(B) LeRoy Irvin from Oakland	CB	Kansas	70
3.	(C) Phil Murphy Choice to Cleveland	DT	South Carolina State	82
5.	Choice to Atlanta through Washington			
6.	Mike Guman from New England through Cleveland	RB	Penn State	154
6.	Choice to Kansas City			
7.	Kirk Collins from Kansas City	CB	Baylor	176
7.	Gerry Ellis	RB	Mississippi	192
8.	Tom Pettigrew	T	Eastern Illinois	220
9.	George Farmer	WR	Southern	248
10.	Bob Gruber	T	Pittsburgh	276
11.	Terry Greer	WR	Alabama State	304
12.	Kevin Scanlon	QB	Arkansas	332



1979



May 3-4, 1979

Rd.	Player	Pos.	College	Sel. #
1.	(A) George Andrews from Oakland	LB	Nebraska	19
1.	(B) Kent Hill	T	Georgia Tech	26
2.	Eddie Hill	RB	Memphis State	54
3.	(A) Jeff Moore from Kansas City	WR	Tennessee	58
3.	(B) Mike Wellman from New England	C	Kansas	81
3.	Choice to Tampa Bay through Washington, Miami, and Oakland			
4.	Derwin Tucker from San Diego	DB	Illinois	99
4.	Jerry Wilkinson	DT	Oregon State	108
5.	Choice forfeited			
5.	Victor Hicks from Cleveland	TE	Oklahoma	122
6.	Choice to Cleveland			
7.	Jeff Delaney	DB	Pittsburgh	190
8.	Choice to Kansas City			
9.	Jeff Rutledge	QB	Alabama	246
10.	(A) Larry Willis from Kansas City	WR	Alcorn State	268
10.	(B) Grady Ebensberger	DT	Houston	273
11.	Jesse Deramus	DT	Tennessee State	301
12.	Drew Hill	WR	Georgia Tech	326



1978



May 2-3, 1978

Rd.	Player	Pos.	College	Sel. #
1.	Elvis Peacock from Chicago thru Cleveland	RB	Oklahoma	20
1.	Choice to Cleveland			
2.	(A) Stan Johnson from Cleveland	DT	Tennessee State	46
2.	(B) Ronnie Smith	WR	San Diego State	53
3.	(A) Frank Corral from Washington	P	UCLA	78
3.	(B) Leon White	C	Colorado	80
4.	Mark Manges	QB	Maryland	105
5.	Choice to San Diego			
6.	Choice to Tampa Bay			
7.	Reggie Doss	DE	Hampton	189
8.	Choice to Washington			
9.	Andre Anderson	DE	New Mexico State	246
10.	Charles Peal	T	Indiana	273
11.	Ron Hostetter	LB	Penn State	303
12.	Gus Coppens	T	UCLA	330



1977



May 3-4, 1977

Rd.	Player	Pos.	College	Sel. #
1.	Bob Brudzinski	LB	Ohio State	23
2.	(A) Nolan Cromwell from Seattle	S	Kansas	31
2.	(B) Billy Waddy from Washington through San Diego	RB/WR	Colorado	50
2.	Choice to Seattle			
3.	(A) Ed Fulton from San Diego	G	Maryland	68
3.	(B) Wendell Tyler	RB	UCLA	79
4.	(A) Vince Ferragamo from New Orleans	QB	Nebraska	91
4.	(B) Eary Jones	DE	Memphis State	107
5.	(A) Donnie Hickman from Washington	G	USC	130
5.	(B) Jeff Williams	G	Rhode Island	134
6.	Art Best from Denver	RB	Kent State	156
6.	Choice to New Orleans			
7.	Choice to Washington			
8.	Rod Bockwoldt	DB	Weber State	218
9.	Choice to Washington			
10.	Don Peterson	TE	Boston College	274
11.	Carson Long	K	Pittsburgh	302
12.	Barry Caudill	C	Southern Mississippi	330



1976



April 8-9, 1976

Rd.	Player	Pos.	College	Sel. #
1.	Kevin McLain	LB	Colorado State	26
2.	(A) Pat Thomas from Green Bay	DB	Texas A&M	39
2.	(B) Ron McCartney	LB	Tennessee	53
3.	Jackie Slater	G	Jackson State	86
4.	Gerald Taylor from Tampa Bay	WR	Texas A&I	96
4.	Choice to Houston through Philadelphia and Green Bay			
5.	(A) Carl Ekern from San Diego	LB	San Jose State	128
5.	(B) Ken Bordelon	DE	LSU	149
5.	(C) Dwight Scales from Tampa Bay	WR	Grambling	159
6.	Choice to Washington			
7.	Larry Buie	DB	Mississippi State	207
8.	Choice to Washington			
9.	Jeb Church	DB	Stanford	263
10.	Freeman Johns	WR	SMU	288
11.	Brian Nemeth	TE	South Carolina	316
12.	Jim Jodat	RB	Carthage	344
13.	Steve Hamilton	QB	Emporia State	373
14.	Al Burleson	DB	Washington	400
15.	Malcolm Campbell	WR	Cal State-Los Angeles	429
16.	Rick Gage	WR	Arkansas Tech	456
17.	Gary Shaw	DB	BYU	485



1975



January 28-29, 1975

Rd.	Player	Pos.	College	Sel. #
1.	(A) Mike Fanning from Green Bay	DT	Notre Dame	9
1.	(B) Dennis Harrah from Philadelphia	G	Miami (FL)	11
1.	(C) Doug France	T	Ohio State	20
2.	(A) Monte Jackson from Baltimore through Green Bay	DB	San Diego State	28
2.	(B) Leroy Jones	DE	Norfolk State	48
3.	Choice to San Diego through Chicago			
3.	(A) Geoff Reece from Green Bay	C	Washington State	67
3.	(B) Dan Nugent from Philadelphia	TE	Auburn	87
4.	Rod Perry	DB	Colorado	98
5.	(A) Wayne Hammond from Kansas City	DT	Montana State	112
5.	(B) Fred Nuzum	C	Kentucky	126
6.	Choice to Chicago through San Diego			
6.	Darius McCarthy from Green Bay	WR	South Carolina State	140
7.	Pat Haden	QB	USC	176
8.	John Washington	DB	Tulane	204
9.	Gordy Reigel	LB	Stanford	229
10.	Choice to Chicago			
11.	Howard Strickland	RB	California	281
12.	Chandler Williams	WR	Lincoln (MO)	307
13.	A.J. Jacobs	DB	Louisville	332
14.	Arthur Allen	WR	Clark (GA)	360
15.	Alvin White	QB	Oregon State	385
16.	Francis Reynolds	RB	Alcorn State	410
17.	Skip Boyd	P	Washington	438



1971



January 29-30, 1974

Rd.	Player	Pos.	College	Sel. #
1.	John Cappelletti	RB	Penn State	11
1.	Choice to Baltimore			
2.	Bill Simpson	DB	Michigan State	50
3.	Al Oliver	T	UCLA	76
4.	(A) Norris Weese from Washington	QB	Mississippi	99
4.	(B) Frank Johnson	T	Cal-Riverside	102
5.	Choice to Atlanta through Minnesota and Philadelphia			
6.	Choice to Houston			
7.	John Harvey from San Diego	RB	Texas-Arlington	158
7.	Choice to Washington			
8.	Choice to San Diego			
9.	(A) Don Hutt from Baltimore through Washington	WR	Boise State	213
9.	(B) Derek Williams from Detroit	DB	Cal-Riverside	221
9.	Choice to Washington			
10.	Choice to Baltimore			
11.	Rick Hayes	T	Washington	284
12.	Roger Freberg	G	UCLA	310
13.	Pete Solverson	T	Drake	336
14.	Ananias Carson	WR	Langston (OK)	362
15.	Bob Thomas	K	Notre Dame	388
16.	Dave Ottmar	P	Stanford	414
17.	Willie Townsend	WR	Notre Dame	440



1973



January 30-31, 1973

Rd.	Player	Pos.	College	Sel. #
1.	Choice to New England			
2.	(A) Cullen Bryant from San Diego	DB	Colorado	31
2.	(B) Ron Jaworski from Kansas City	QB	Youngstown State	37
2.	(C) Jim Youngblood from Kansas City	LB	Tennessee Tech	42
3.	Tim Stokes from San Diego	T	Oregon	60
3.	Choice to St. Louis			
4.	Choice to Oakland			
4.	(A) Eddie McMillian from Kansas State	DB	Florida State	95
4.	(B) Terry Nelson from Green Bay	TE	Arkansas-Pine Bluff	99
5.	(A) Steve Jones	RB	Duke	115
5.	(B) Cody Jones from Washington	DE	San Jose State	129
6.	(A) Jim Peterson from New Orleans through Washington	DE	San Diego State	133
6.	(B) Jason Caldwell	WR	North Carolina Central	141
7.	(A) Steve Brown from Chicago	LB	Oregon State	161
7.	(B) Bill DuLac	G	Eastern Michigan	167
8.	Choice to Washington			
9.	Jim Nicholson	T	Michigan State	219
10.	Choice to Washington			
11.	(A) Jeff Innon	RB	North Carolina Central	271
11.	(B) Willie Jackson from Washington	WR	Florida	285
12.	Robert Storck	DT	Wisconsin	297
13.	(A) Rod Milburn	WR	Southern	323
13.	(B) Clint Spearman from Oakland	LB	Michigan	335
14.	Walter Rhone	DB	Central State (MO)	349
15.	(A) Jerry Bond	DB	Weber State	375
15.	(B) Kurt Matter from Washington	DE	Washington	393
16.	Fuller Cherry	DB	Arkansas-Monticello	401
17.	Fred Henry	RB	New Mexico	427



1972



February 1-2, 1972

Rd.	Player	Pos.	College	Sel. #
1.	Choice to New York Giants through New England			
2.	Jim Bertelsen from Denver through San Diego	RB	Texas	30
2.	Choice to Oakland			
3.	Choice to New York Giants			
3.	Lawrence McCutcheon from Cleveland	RB	Colorado State	70
4.	(A) John Saunders from Chicago	DB	Toledo	87
4.	(B) Eddie Phillips	DB	Texas	95
5.	(A) Bob Childs from Detroit	G	Kansas	120
5.	Choice to New York Giants through Washington			
5.	(B) Bob Christiansen from Washington	TE	UCLA	125
6.	Choice to Green Bay			
6.	Eddie Herbert from Washington	DT	Texas Southern	151
7.	Choice to Oakland			
8.	Tom Graham	WR	Baldwin-Wallace	199
9.	Harry Howard	DB	Ohio State	225
10.	Jim Massey	DB	Linfield (OR)	251
11.	Choice to Oakland			
11.	Albert Schmidt from Oakland	RB	Pittsburg State (KS)	280
12.	David Hoot	DB	Texas A&M	303
13.	Jaime Nunez	K	Weber State	329
14.	Larry Brooks	T	Virginia State	355
15.	Kenny Page	LB	Page	381
16.	Jim Kirby	WR	Long Beach State	407
17.	(A) Luther Palmer	TE	Virginia Union	433
17.	(B) John McKean from Oakland	C	Oregon	436

**1971***January 28-29, 1971*

Rd.	Player	Pos.	College	Sel. #
1.	(A) Isiah Robertson from Washington	LB	Southern	10
1.	(B) Jack Youngblood	DE	Florida	20
2.	Choice to Green Bay			
3.	Dave Elmendorf from Washington	DB	Texas A&M	63
3.	Choice to Chicago			
4.	Steve Worster from Green Bay	RB	Texas	90
4.	Choice to New Orleans			
5.	Choice to Green Bay thru Washington			
6.	Choice to Detroit through Philadelphia			
7.	Choice to Chicago Bears			
8.	Tony Garay	DE	Hofstra	202
9.	Joe Schmidt	WR	Miami (FL)	228
10.	Don Popplewell	C	Colorado	254
11.	Charlie Richards	QB	Richmond	280
12.	Kirk Behrendt	T	Wisconsin-Whitewater	306
13.	Russell Harrison	RB	Kansas State	331
14.	Lionel Coleman	DB	Oregon	358
15.	Gary Kos	G	Notre Dame	384
16.	Ross Boice	LB	Pacific Lutheran	409
17.	(A) Randy Vataha from New Orleans	WR	Stanford	418
17.	(B) Joe Sweet	WR	Tennessee State	435

**1970***January 27-28, 1970*

Rd.	Player	Pos.	College	Sel. #
1.	Jack Reynolds	LB	Tennessee	22
2.	Donnie Williams from San Francisco	WR	Prairie View A&M	35
2.	Choice to San Francisco through Philadelphia			
3.	Choice to Baltimore through Philadelphia			
4.	Choice to Chicago Bears			
5.	Choice to New Orleans			
6.	Choice to Atlanta			
7.	(A) Ted Provost from Philadelphia	DB	Ohio State	162
7.	(B) Bill Nelson from Atlanta	DT	Oregon State	168
7.	Choice to Washington			
8.	Rich Saul	LB	Michigan State	204
9.	David Graham	T	New Mex. Highlands	230
10.	Vince Opalsky	RB	Miami (FL)	256
11.	David Bookert	RB	New Mexico	282
12.	Larry Arnold	QB	Hawaii	308
13.	Melvin Jones	WR	Florida A&M	334
14.	Bob Geddes	LB	UCLA	360
15.	Dag Azam	G	West Texas State	386
16.	Roland Reichardt	K	West Texas State	412
17.	Don Crenshaw	DB	USC	437

**1969***January 28-29, 1969*

Rd.	Player	Pos.	College	Sel. #
1.	(A) Larry Smith from Detroit	RB	Florida	8
1.	(B) Jim Seymour from Washington	SE	Notre Dame	10
1.	(C) Bob Klein	TE	USC	21
2.	Choice to Detroit			
3.	Choice to St. Louis through Detroit			
4.	John Zook	DE	Kansas	99
5.	Choice to Dallas			
6.	(A) A.Z. Drones from Atlanta	T	West Texas State	133
6.	(B) Pat Curran	LB	Lakeland (WI)	151
7.	James Hawkins	DB	Nebraska	177
8.	Richard Harvey	DB	Jackson State	203
9.	Mike Foote	LB	Oregon State	229
10.	Jerry Gordon	T	Auburn	255
11.	Dave Svendsen	FL	Eastern Washington	281
12.	Tim Carr	QB	C.W. Post	307
13.	Roger Williams	DB	Grambling	333
14.	Ray Stephens	RB	Minnesota	359
15.	George Jugurr	LB	Washington	385
16.	Henry Hipps	LB	North Carolina State	411
17.	Jim Thorpe	DB	Hofstra	437

**1968***January 30-31, 1968*

Rd.	Player	Pos.	College	Sel. #
1.	Choice to Detroit			
2.	(A) Gary Beban from New Orleans	QB	UCLA	30
2.	(B) Mike LaHood	G	Wyoming	51
3.	Choice to Pittsburgh			
4.	Choice to Chicago			
5.	Don Martin	K	Washington	135
6.	Bobby Webb	C	Southern Mississippi	161
7.	Choice to Pittsburgh			
8.	Joe Williams	FL	Florida A&M	215
9.	Bob Richardson	T	Washington	243
10.	Allen Marcelin	FL	Parsons	269
11.	John Pergine	LB	Notre Dame	297
12.	Harold Jackson	FL	Jackson State	323
13.	Dean Halverson	LB	Washington	351
14.	Cephus Jackson	DB	Jackson State	377
15.	Dennis Yell	T	Moorhead State (MN)	405
16.	Jimmy Raye	QB/DB	Michigan State	431
17.	Choice to Philadelphia			

**1967***March 14, 1967*

Rd.	Player	Pos.	College	Sel. #
1.	Choice to Minnesota			
2.	Willie Ellison from Minnesota	HB	Texas Southern	33
2.	Choice to Green Bay			
3.	Choice to Philadelphia			
4.	Choice to Chicago Bears			
5.	Nate Shaw	DB	USC	122
6.	Choice to Atlanta			
7.	Choice to Philadelphia			
8.	Choice to Chicago Bears			
9.	Tommie Smith	HB	San Jose State	226
10.	Leon Moore	DB	Tennessee State	252
11.	Frank Horak	DB	TCU	278
12.	Pat Badjek	LB	Franklin (IN)	304
13.	John Erisman	WR	Miami (OH)	330
14.	Walt Richardson	DT	Fresno State	356
15.	Steve Bunker	TE	Oregon	382
16.	Allen Sack	LB	Notre Dame	408
17.	Bill Barnes	C	Washington	434

**1965***November 27, 1965*

Rd.	Player	Pos.	College	Sel. #
1.	Tom Mack	G	Michigan	2
2.	Mike Garrett	HB	USC	18
3.	Dick Tyson	G	Tulsa	34
4.	Henry Dyer	FB	Grambling	50
5.	(A) Diron Talbert	T	Texas	56
5.	(B) Dick Arndt	T	Idaho	77
6.	Bruce Anderson	T	Williamette	
7.	George Youngblood	DB	Cal State-Los Angeles	97
8.	Vilnis Ezerins	HB	Wisconsin-Whitewater	112
9.	Burton Matthies	HB	Wayne State (NE)	127
10.	Mike Capshaw	T	Abilene Christian	142
11.	Darrell Hoover	HB	Arizona	157
12.	George Clayton	DB	Fairmont State	172
13.	Jake David	HB	Lamar	187
14.	Terry Parks	T	Cal State-Los Angeles	202
15.	Mike Sullivan	WR	Oregon State	217
16.	Joe O'Brien	WR	Texas-Arlington	232
17.	Dan Gilbert	T	Arkansas Tech	247
18.	Ray Johnson	LB	Whitworth	262
19.	Homer Williams	FL	USC	277
20.	Bud Harrington	FB	Tulsa	292



1964



November 28, 1964

Rd.	Player	Pos.	College	Sel. #
1.	Clarence Williams	HB	Washington State	9
2.	Choice to Cleveland			
3.	Fred Brown	E/LB	Miami (FL)	37
4.	Mike Strofolino	LB	Villanova	50
5.	(A) Frank Marchlewski from Chicago	C	Minnesota	60
5.	(B) Doug Woodlief	LB	Memphis State	65
6.	Bill Harrison	WR	Elon College	78
7.	Anthony Guillory	G	Lamar	93
8.	Stan Dzura	T	California	106
9.	Ronnie Caveness	LB	Arkansas	121
10.	Jim Burt	HB	Western Kentucky	134
11.	Merlin Werl	FB	McNeese State	149
12.	Bob Werl	WR	Miami (FL)	162
13.	Brent Berry	T	San Jose State	177
14.	Bill Robertson	E	Austin (TX)	190
15.	Marvin Davis	E	Wichita State	205
16.	Charlie Brown	T	Tulsa	218
17.	Ed Blecksmith	B	USC	233
18.	Leo Lowery	FB	Texas Tech	246
19.	Billy Guy Anderson	QB	Tulsa	261
20.	Billy Scott	WR	NE Oklahoma	274



1963



December 2, 1963

Rd.	Player	Pos.	College	Sel. #
1.	Bill Munson	QB	Utah State	7
2.	Choice to Chicago Bears			
3.	(A) John Mims from Washington	T	Rice	31
3.	(B) Willie Brown from Dallas	RB	USC	32
3.	(C) Jerry Richardson	DB	West Texas State	35
3.	(D) Roger Pillath from Cleveland	T	Wisconsin	39
4.	Choice to New York Giants			
5.	Ken Henson	C	TCU	63
6.	Herman Johnson	HB	Michigan State	77
7.	John Varnell	T	West Texas State	91
8.	Bucky Pope	WR	Catawba	105
9.	Jerry Burton	B	Northwestern State (LA)	119
10.	(A) Ron Smith from Minnesota	QB	Richmond	131
10.	(B) Gary Larsen	T	Concordia (MN)	133
11.	John Farris	T	San Diego State	147
12.	Bill Dawson	WR	Florida State	161
13.	Marvin Harris	C	Stanford	175
14.	John Garrett	LB	Oklahoma	189
15.	Mike Mayne	E	Idaho	203
16.	Phil Zera	RB	St. Joseph's (IN)	217
17.	Jim Galmin	E	Tampa	231
18.	Tom Smith	G	Villanova	245
19.	Bob Cherry	E	Wittenberg	259
20.	Bob Hohn	HB	Nebraska	273



1962



December 3, 1962

Rd.	Player	Pos.	College	Sel. #
1.	(A) Terry Baker	RB	Oregon State	1
1.	(B) Rufus Guthrie from Chicago Bears	G	Georgia Tech	10
2.	Tom Nomina	T	Miami (OH)	15
3.	(A) Dave Costa	G	Utah	29
3.	(B) John Baker from Cleveland	LB	Mississippi State	37
4.	John Griffin	DB	Memphis State	34
5.	(A) Joe Auer	B	Georgia Tech	57
5.	(B) Roland Benson from Philadelphia	T	Miami (FL)	60
5.	(C) Don Chuy from Pittsburgh	T	Clemson	67
6.	(A) George Saimes	RB	Michigan State	71
6.	(B) Terry Monaghan from Cleveland	T	Penn State	79
7.	Bill Zorn	T	Michigan State	85
8.	Anton Peters	T	Florida	99
9.	Mel Profit	E	UCLA	113
10.	Curt Farrier	T	Montana State	127
11.	Dave Theisen	B	Nebraska	141
12.	Billy Moody	B	Arkansas	155
13.	Al Hildebrand	T	Stanford	169
14.	Alan Arbuse	T	Rhode Island	183
15.	Larry Campbell	WR	Toledo	197
16.	Walter Burden	LB	McNeese State	211
17.	Jerrel Wilson	LB/K	Southern Mississippi	225
18.	Buddy Soefker	B	LSU	239
19.	Dornel Nelson	B	Arizona State	253
20.	Bill Redell	DB	Occidental	267



1961



December 4, 1961

Rd.	Player	Pos.	College	Sel. #
1.	(A) Roman Gabriel from Minnesota	QB	North Carolina State	2
1.	(B) Merlin Olsen	T	Utah State	3
2.	Joe Carollo	T	Notre Dame	16
3.	(A) John Meyers	T	Washington	31
3.	(B) John Cornett from Pittsburgh	T	Rice	33
4.	Art Perkins	FB	North Texas State	44
5.	Choice to New York Giants			
5.	(A) Jim Smith from Dallas	T	Penn State	60
5.	(B) Ben Wilson from Philadelphia	FB	USC	68
6.	Choice to New York Giants			
7.	(A) Sherwyn Thorson	G	Iowa	87
7.	(B) Jim Bakken from Dallas	K	Wisconsin	88
8.	Dick Farris	G	North Texas State	100
9.	Ike Lassiter	T	St. Augustine	115
10.	Jim Norris	T	Houston	129
11.	Bert Wilder	T	North Carolina State	143
12.	Marv Marinovich	T	USC	156
13.	Bob Fernside	HB	Bowling Green	171
14.	Gary Henson	E	Colorado	184
15.	Walter Nikirk	T	Houston	199
16.	Ron Skufca	T	Purdue	212
17.	David Steadman	T	Georgia Tech	227
18.	Charlie Furlow	QB	Mississippi State	240
19.	Gerard Barto	T	Drake	255
20.	Foster Andersen	T	UCLA	268

**1960**

December 27-28, 1960

Rd.	Player	Pos.	College	Sel. #
1.	Marlin McKeever	LB	USC	4
2.	Elbert Kimbrough	E	Northwestern	18
3.	(A) Harold Beatty	G	Oklahoma State	32
3.	(B) Ron Miller	QB	Wisconsin	41
4.	Choice to New York Giants			
4.	Charlie Cowan	T	NM Highlands	45
5.	Willie Hector	G	Pacific	60
6.	(A) Bruce Olderman	T	Allegheny College	74
6.	(B) Larry Wood	B	Northwestern	75
7.	Bobby Smith	B	UCLA	88
8.	Reg Carolan	E	Idaho	102
9.	Duane Allen	E	Santa Ana J.C.	116
10.	Joe Scibelli	T	Notre Dame	130
11.	Bob Lane	E	Baylor	144
12.	Walt Mince	B	Arizona	158
13.	Mike McKeever	G	USC	172
14.	David (Deacon) Jones	T	MS Valley State	186
15.	Ernie Wright	T	Ohio State	200
16.	Mike Zeno	G	Virginia Tech	241
17.	Chuck Allen	G	Washington	228
18.	Bill Williamson	T	Bakersfield J.C.	242
19.	Lou Zivkovich	T	New Mexico State	256
20.	Al Lederle	E	Georgia Tech	270

**1959**

November 30, 1959

Rd.	Player	Pos.	College	Sel. #
1.	Billy Cannon	B	LSU	1
2.	Choice to Chicago Cardinals			
3.	(A) Charley Britt	QB	Georgia	25
3.	(B) Pervis Atkins	HB	New Mexico State	30
4.	Choice to Chicago Cardinals			
5.	Charley Janerette	T	Penn State	49
6.	(A) Jerry Stalcup	G	Wisconsin	62
6.	(B) Don Eilersick	E	Washington State	66
7.	Ron Morrison	T	New Mexico	73
8.	Carrol Dale	E	Virginia Tech	86
9.	Marv Luster	E	UCLA	97
10.	Curtis McClinton	HB	Kansas	110
11.	Ken Young	HB	Valparaiso	121
12.	Doug Pat Brown	G	Fresno State	134
13.	James Jones	E	SMU	145
14.	Harold Stanger	C	North Texas State	158
15.	Harry Rakowski	C	Citadel	169
16.	Donald Kaczmarek	T	North Dakota	182
17.	Emanuel Congedo	E	Villanova	193
18.	Tom Gates	B	San Bernardino Valley J.C.	206
19.	Jim Boeke	T	Heidelberg	217
20.	Royce Shelton	HB	Stephen F. Austin	230

**1958**

December 2, 1958 (Rounds 1-4) / January 21, 1959 (Rounds 5-30)

Rd.	Player	Pos.	College	Sel. #
1.	(A) Dick Bass	RB	Pacific	2
1.	(B) Paul Dickson	T	Baylor	9
2.	(A) Buddy Humphrey	QB	Baylor	16
2.	(B) Don Brown	B	Houston	20
3.	(A) Larry Hickman	B	Baylor	31
3.	(B) Tom Franckhauser	E	Purdue	33
4.	(A) Blanche Martin	B	Michigan State	43
4.	(B) John Tracey	E	Texas A&M	44
4.	(C) Bob Reifsnyder	T	Navy	45
5.	John Lands	E	Montana State	65
6.	Dave Painter	C	Tulane	69
7.	Eddie Meador	B	Arkansas Tech	80
8.	Bill Conner	E	Jackson State	93
9.	Larry Cundiff	T	Michigan State	104
10.	Alan Goldstein	E	North Carolina	117
11.	Joe Kelly	B	New Mexico State	128
12.	Mike Connelly	C	Utah State	141
13.	Al Witcher	E	Baylor	152
14.	Pete Davidson	T	Citadel	165
15.	Walt Kelly	B	Houston	176
16.	Ted Royal	C	Duke	189
17.	Dave Wilemon	T	SMU	200
18.	Dave Van Metre	E	Colorado College	213
19.	Carver Shannon	B	Southern Illinois	224
20.	Ross Coyle	E	Oklahoma	237
21.	Marv Bergmann	T	Washington	248
22.	Bill Meglen	G	Utah State	261
23.	George Deiderich	G	Vanderbilt	272
24.	Tom Campbell	B	Indiana	285
25.	Bob Borah	E	Houston	296
26.	Bill Strumke	B	Georgia	309
27.	Alex Kroll	C	Rutgers	320
28.	Rafer Johnson	B	UCLA	333
29.	Ernie Moore	E	Alabama State	344
30.	Don Millich	B	Washington	357

**1958**

December 2, 1957 (Rounds 1-4) / January 28, 1958 (Rounds 5-30)

Rd.	Player	Pos.	College	Sel. #
1.	(A) Lou Michaels	T	Kentucky	3
1.	(B) Jim (Red) Phillips	E	Auburn	5
2.	Clendon Thomas	B	Oklahoma	19
3.	Jim Jones	B	Washington	30
4.	(A) Urban Henry	T	Georgia Tech	37
4.	(B) John Guzik	G	Pittsburgh	41
4.	(C) Frnak Woidzik	T	Buffalo	43
5.	(A) Frank Ryan	QB	Rice	54
5.	(B) John Baker	T	North Carolina Central	56
6.	Floyd Iglehart	B	Wiley College (TX)	67
7.	Bill Jobko	G	Ohio State	80
8.	Bobby Marks	B	Texas A&M	91
9.	Gene Salawaski	T	Purdue	104
10.	Al Jacks	QB	Penn State	115
11.	Gerry Schweitzer	E	Pacific	128
12.	Ron Claiborne	T	Kansas	139
13.	Anthony Kolodziej	E	Michigan State	152
14.	Bill Mason	B	UCLA	163
15.	Richard Johnston	C	Southern Mississippi	176
16.	Clint Westemeyer	E	St. Ambrose (IA)	187
17.	Bill Thomas	C	Clemson	200
18.	Coy Scott	T	McNeese State	211
19.	Dick Dorsey	E	USC	224
20.	George Colbert	B	Denver	235
21.	Ron Parrish	QB	Linfield (OR)	248
22.	Bill Steiger	E	Washington State	259
23.	Gary Barry	B	East Texas State	272
24.	Larry Harding	E	Michigan State	283
25.	Bill Atkins	T	San Jose State	296
26.	Corky Bridges	B	Central Washington	307
27.	Alonzo Vereen	B	Florida A&M	320
28.	Gordy Morrow	E	Michigan	331
29.	O'Jay Bourgeois	B	Arizona State	344
30.	Walter Fondren	B	Texas	354



1957



November 27, 1956 (Rounds 1-4) / January 31, 1957 (Rounds 5-30)

Rd.	Player	Pos.	College	Sel. #
1.	(A) Jon Arnett	B	USC	1
1.	(B) Del Shofner from New York Giants	B	Baylor	10
2.	Jack Pardee	B	Texas A&M	14
3.	(A) Billy Ray Smith	T	Arkansas	25
3.	(B) George Strugar from Washington	DT	Washington	26
4.	(A) Bobby Cox	B	Minnesota	37
4.	(B) Lamar Lundy from New York Giants	E	Purdue	46
5.	(A) Dean Derby	B	Washington	50
5.	(B) Dick Enright from Washington	G	USC	56
6.	Roy Williams	E	Georgia	63
7.	Ed Gray	T	Oklahoma	74
8.	(A) Roy Hord	T	Duke	87
8.	(B) Charlie Bradshaw from Chicago Cardinals	T	Baylor	93
9.	John Mitchell	C	TCU	98
10.	Warren Spragg	T	Hillsdale (MI)	111
11.	Don Smith	T	Miami (OH)	122
12.	Don Klochak	B	North Carolina	135
13.	Bob Wolfendend	B	Virginia Tech	146
14.	Joe Lazzarino	T	Maryland	159
15.	Ed Hinman	B	Wichita State	170
16.	John Luck	T	Georgia	183
17.	David Tripett	T	Hillsdale (MI)	194
18.	Clarence Cook	E	Nebraska	207
19.	Bill Zuhowski	T	Arizona State	218
20.	Byron Beams	T	Notre Dame	231
21.	Pat Pinkston	E	UCLA	242
22.	Paige Cothren	B	Mississippi	255
23.	Dalva Allen	B	Houston	266
24.	Darryl Rogers	B	Fresno State	279
25.	Jimmy Orr	B	Georgia	290
26.	Dick Blakely	B	Minnesota	303
27.	Clancy Osborne	E	Arizona State	314
28.	Bob Gudath	E	Compton J.C.	327
29.	Dean Maas	C	Minnesota	338
30.	Lee Williams	B	Ohio State	351



1956



November 29, 1955 (Rounds 1-3) / January 17, 1956 (Rounds 4-30)

Rd.	Player	Pos.	College	Sel. #
1.	(A) Joe Marconi from New York Giants	B	West Virginia	5
1.	(B) Charlie Horton	B	Vanderbilt	10
2.	(A) Leon Clarke from Detroit	E	USC	19
2.	(B) Hugh Pitts	C/B	TCU	22
3.	(A) A.D. Williams from Green Bay	DE	Pacific	31
3.	(B) John Marshall	B	SMU	34
4.	(A) Willie Berzinski from Washington	B	Wisconsin-LaCrosse	45
4.	(B) Jim Carmichael	E	California	47
5.	(A) Jim Freeman from San Francisco	E	Iowa	50
5.	(B) Herb Nakken from Chicago Cardinals	B	Utah	52
5.	(C) Jesse Whittenton	B	Texas Western	59
6.	Eddie Vincent	B	Iowa	71
7.	Jack Morris	B	Oregon	83
8.	George Boyer	LB	Florida State	95
9.	Maury Woolford	T	Louisville	107
10.	Charlie Sticka	B	Trinity (CT)	119
11.	Jim Decker	B	UCLA	131
12.	Em Lindbeck	B	Illinois	143
13.	Mike Norcia	B	Kent State	155
14.	Tom Runnels	B	North Texas State	167
15.	Dick Shatto	B	Kentucky	179
16.	Arnie Pelluer	E	Washington State	191
17.	Jack Butler	T	Kentucky	203
18.	Jack Klotz	T	Widener	215
19.	Charlie Dees	T	McNeese State	227
20.	John Coyne	T	Westchester (PA)	239
21.	Milton Robichaux	E	Trinity (TX)	251
22.	Dick Fouts	E	Missouri	263
23.	Al Paulson	B	Washington State	275

24.	Sam Williams	DE	Michigan State	287
25.	Glen Tunning	G	Pittsburgh	299
26.	Hardiman Cureton	T	UCLA	311
27.	Roger Seisel	T	Miami (OH)	323
28.	John Morrow	T	Michigan	335
29.	Mickey Bates	B	Illinois	347
30.	Dick Kackmeister	C	Central Michigan	358



1955



January 27-28, 1955

Rd.	Player	Pos.	College	Sel. #
1.	Larry Morris	C	Georgia Tech	6
2.	(A) Ron Waller	B	Maryland	14
2.	(B) Bob Long from Pittsburgh	B	UCLA	17
2.	(C) Cecil (Corky) Taylor	B	Kansas State	18
2.	(D) Sid Fournet from New York Giants	T	LSU	19
3.	Choice to New York Giants			
4.	(A) Tom Feamster	E	Florida State	39
4.	(B) Ed Fouch	T	USC	42
5.	Ed Kelley	B	Texas	54
6.	Corky Tharp	B	Alabama	66
7.	Frank Clayton	B	USC	78
8.	Billy Teas	B	Georgia Tech	90
9.	John Witte	T	Oregon State	102
10.	(A) Jesse Arnel from Baltimore	E	Penn State	111
10.	(B) Claude Harland	E	Texas Tech	114
11.	Joe Ray	T	UCLA	126
12.	Jim Hanifan	E	California	138
13.	Dave Parkinson	B	Texas	150
14.	George Elliott	B	NE Oklahoma	162
15.	Robert Hoerning	B	St. Norbert	174
16.	Charles Coates	T	Tulane	186
17.	Gene Mitcham	E	Arizona State	198
18.	Clyde Sweeney	T	West Virginia	210
19.	John Davis	E	Miles (AL)	222
20.	Jack Muldowney	T	Dayton	234
21.	Jerry Cvengros	T	Wisconsin	246
22.	Ken Elmore	T	Texas Tech	258
23.	George Medved	T	Florida	270
24.	Bill Andrews	B	Trinity (TX)	282
25.	Ralph Cook	T	Ball State	294
26.	Lou Hallow	C	Wake Forest	306
27.	Bruce Nevitt	C	Washington State	318
28.	Jim Hoffman	B	Cincinnati	342
29.	Bob Howe	B	Cincinnati	342
30.	K.C. Jones	E	San Francisco	354



1954



January 28, 1954

Rd.	Player	Pos.	College	Sel. #
1.	Ed Beatty	C	Mississippi	9
2.	Maurice Gillioz	T	Houston	21
3.	(A) Jim Kincaid from Baltimore	B	South Carolina	28
3.	(B) Tom Nickoloff from Washington	E	USC	31
3.	(C) Henry Hair	E	Georgia Tech	33
4.	(A) Lester McClelland from Pittsburgh	T	Syracuse	42
4.	(B) Norm Nygaard	B	San Diego State	45
5.	(A) Charlie Allen from Philadelphia	T	San Jose State	56
5.	(B) Art Hauser	T	Xavier	57
6.	Ken Panfil	T	Purdue	69
7.	Charley Weeks	T	USC	81
8.	George Black	E	Washington	93
9.	Alex Bravo	B	Cal Poly-SLO	105
10.	(A) Ed Hughes from Philadelphia	B	Tulsa	116
10.	(B) Joe Katchik	E	Notre Dame	111
11.	Duane Wardlow	T	Washington	129
12.	Jack Maultsby	T	North Carolina	141
13.	Sam Hensley	E	Georgia Tech	153
14.	Mitchell Johnson	B	Bishop (TX)	165
15.	Ed Elliot	B	Richmond	177
16.	Roger Frey	T	Georgia Tech	189
17.	Ed Wilhelm	C	Houston	201
18.	Stan Sheriff	G	Cal Poly-SLO	213
19.	Frank Givens	T	Georgia Tech	225
20.	Bob Dougherty	B	Cincinnati	237
21.	Jerry Cooper	T	West Virginia	249
22.	Ray Pacer	T	Purdue	261
23.	Don Marks	B	California	273
24.	Ed Brookman	T	West Virginia	285
25.	Dick Miller	B	Baldwin-Wallace	297
26.	Glen Holtzman	T	North Texas State	309
27.	Entee Shine	E	Notre Dame	321
28.	Dick Mann	B	Case Western Reserve	333
29.	Dick Dietrick	E	Pittsburgh	345
30.	Frank Metzke	T	Marquette	357



1953



January 22, 1953

Rd.	Player	Pos.	College	Sel. #
1.	(A) Donn Moomaw from Philadelphia	LB	UCLA	9
1.	(B) Ed Barker	E	Washington State	12
2.	Rudy Bukich	B	USC	24
3.	Bob Fry	T	Kentucky	36
4.	Willie Roberts	E	Tulsa	48
5.	Tom Scott	E	Virginia	60
6.	(A) Paul Miller from Washington	T	LSU	64
6.	(B) Howie Waugh	B	Tulsa	72
7.	Bobby Reynolds	B	Nebraska	84
8.	Bob Morgan	T	Maryland	96
9.	Brad Myers	B	Bucknell	108
10.	Mick Lakos	B	Vanderbilt	120
11.	Jim Bailey	B	Miami (OH)	120
12.	Chuck Doud	G	UCLA	144
13.	Andy Matto	T	Cincinnati	156
14.	Frank James	G	Houston	168
15.	Tom Carroll	B	Oklahoma	180
16.	Ben DeLoe	T	Mississippi State	192
17.	Harland Svare	E	Washington State	204
18.	Lew Jones	T	Wabash (IN)	216
19.	Jack Ellena	T	UCLA	228
20.	Bob Morford	B	College of Idaho	240
21.	Dick Gordon	T	Toledo	252
22.	George Porter	T	SW Texas State	264
23.	Larry Willoughby	B	Fresno State	276
24.	Marlow Gudmundson	B	North Dakota State	288
25.	Ed Clemens	C	Dayton	300
26.	Louie Yourkowski	T	Washington	312
27.	Lou Welsch	C	USC	324
28.	Jim Murray	T	Montana	336
29.	Ray Lewis	E	Boise J.C.	348
30.	Fritz Phren	B	College of the Ozarks	359

1952



January 17, 1952

Rd.	Player	Pos.	College	Sel. #
1.	(A) Bill Wade bonus choice	B	Vanderbilt	1
1.	(B) Bob Carey	E	Michigan State	12
2.	Bob Griffin	T	Arkansas	24
3.	Dewey McConnell	E	Wyoming	36
4.	(A) Ken Casner from Chicago Cardinals	T	Baylor	39
4.	(B) Volney (Skeet) Quinlan	B	San Diego State	48
5.	Gordon Polofsky	B	Tennessee	60
6.	(A) Duane Putnam from Pittsburgh	G	Pacific	65
6.	(B) Jerrell Price	T	Texas Tech	72
7.	Burt Delevan	T	Pacific	84
8.	Tom McCormick	B	Pacific	96
9.	Byron Townsend	B	Texas	108
10.	Luke Welch	T	Baylor	120
11.	Sam Baker	B	Oregon State	132
12.	Jake Roberts	B	Tulsa	144
13.	Aubrey (Red) Phillips	C	Texas Tech	156
14.	Joe Moss	T	Maryland	168
15.	Bill Hegarty	T	Villanova	180
16.	Bob Hooks	E	USC	192
17.	John Griggs	C	Kentucky	204
18.	Bob Dees	T	SW Missouri State	216
19.	Harry Geldien	B	Wyoming	228
20.	Ed Weber	B	William & Mary	240
21.	Art Preston	B	San Diego State	252
22.	Joe Pahr	B	Valparaiso	264
23.	Choice to Cleveland			
24.	Rich Kelnhofer	G	St. Ambrose (IA)	288
25.	Len Teeuws	T	Tulane	300
26.	Frank Fuller	T	Kentucky	312
27.	Hugh Meyer	C	Texas A&M	324
28.	Granville Hart	B	Southern Mississippi	336
29.	Gerry Perry	T	California	348



1944



January 18-19, 1951

Rd.	Player	Pos.	College	Sel. #
1.	Bud McFadin	G	Texas	10
2.	Herb Rich	B	Vanderbilt	23
3.	Charley Toogood	T	Nebraska	34
4.	George Kinek	B	Tulane	46
5.	Tony Momsen	C	Michigan	59
6.	Norb Hecker	E	Baldwin-Wallace	70
7.	Alan Egler	B	Colgate	82
8.	Hugo Primiani	T	Boston University	95
9.	Nolan Lang	B	Oklahoma	106
10.	Roland Kirby	B	Washington	118
11.	John Natyshak	B	Tampa	131
12.	Don Hardey	B	Pacific	142
13.	Joe Reid	C	LSU	154
14.	Rob McCoy	B	Georgia Tech	167
15.	Odie Posey	B	Southern	178
16.	Bill Robertson	E	Memphis State	190
17.	Hal Riley	E	Baylor	203
18.	Dick Daugherty	G	Oregon	214
19.	Andy Robustelli	E	Arnold (CT)	226
20.	Jim Nutter	E	Wichita State	239
21.	Earl Stelle	B	Oregon	250
22.	Billy Baggett	B	LSU	262
23.	Dean Thomas	T	Michigan State	275
24.	Harry Abeltin	T	Colgate	286
25.	Jackie Calvert	T	Clemson	298
26.	Howie Ruetz	T	Loras (IA)	311
27.	Al Brosky	B	Illinois	322
28.	Sterling Wingo	B	Virginia Tech	334
29.	Earl Jackson	B	Texas Tech	347
30.	Alvin Hanley	B	Kentucky State	358



1950



January 21-22, 1950

Rd.	Player	Pos.	College	Sel. #
1.	(A) Ralph Pasquariello from Chicago Cardinals	B	Villanova	8
1.	(B) Stan West	G	Oklahoma	11
2.	Bob Fuchs	G	Missouri	24
3.	Don Murray	T	Penn State	37
4.	Ben Proctor	E	Texas	50
5.	Dick McKissack	B	SMU	63
6.	Orville Langrell	T	Oklahoma City	76
7.	Cliff Coggin	E	Southern Mississippi	89
8.	Woodley Lewis	B	Oregon	102
9.	Les Cowan	E	McMurry State (TX)	115
10.	Jay Van Noy	B	Utah State	128
11.	(A) Jay Roundy from New York Giants	B	USC	136
11.	(B) Fred Stuvek	G	West Virginia	141
12.	John Lunney	G	Arkansas	154
13.	Tom Winbigler	B	College of Idaho	167
14.	Bill Trautwein	T	Ohio State	180
15.	Dave Stephenseon	C	West Virginia	193
16.	Jim Maloney	E	Fordham	205
17.	Harry Haugold	T	Rensselaer (NY)	219
18.	Bobby Collier	T	SMU	232
19.	John Smith	E	Arizona	245
20.	Bill Young	B	Hillsdale (MI)	258
21.	Bill Klein	E	Hanover (IN)	271
22.	Doug Barber	B	Dakota Wesleyan	284
23.	Jim Bird	T	USC	297
24.	Joe Joiner	E	Austin (TX)	310
25.	Dan (Deacon) Towler	B	Washington & Jefferson	323
26.	Otto Haldy	T	Mankato State	336
27.	Hal Kilman	T	TCU	349
28.	Junior Morgan	E	San Jose State	362
29.	Bob Hack	E	Pacific	375
30.	Bill Lange	G	Dayton	388



1948



December 21, 1948

Rd.	Player	Pos.	College	Sel. #
1.	Bobby Thomason	B	Virginia Military	7
2.	George Sims	B	Baylor	17
3.	Jim Winkler	T	Texas A&M	27
4.	Norm Van Brocklin	QB	Oregon	37
5.	Earl (Dixie) Howell	B	Mississippi	47
6.	Charles Reynolds	B	Texas Tech	57
7.	(A) Jerry Williams from Green Bay	B	Washington State	63
7.	(B) Jon Baker	G	California	67
8.	John Waldrum	G	Sul Ross (TX)	77
9.	Johnny Smith	E	Arizona	87
10.	(A) George Buksar from Green Bay	B	Purdue	94
10.	(B) Max Minnich	B	Bowling Green	97
11.	Jim Cozad	T	Iowa	107
12.	Bill Renna	G	Santa Clara	117
13.	Paul Barry	B	Tulsa	127
14.	Ed Carmichael	T	Oregon State	137
15.	J.C. Dodd	B	Sul Ross (TX)	147
16.	Joe Morgan	G	Southern Mississippi	157
17.	Dick Sheffield	E	Tulane	167
18.	Hillary Chollet	B	Cornell	177
19.	Joe Leonard	T	Virginia	187
20.	Lloyd Eisenberg	T	Duke	197
21.	George Teufel	B	Lock Haven (PA)	207
22.	Ed Hamilton	E	Arkansas	217
23.	Walt Kersulis	E	Illinois	227
24.	Fred Klemenok	B	San Francisco	237
25.	Clay Matthews	T	Georgia Tech	247

1947



December 19, 1947

Rd.	Player	Pos.	College	Sel. #
1.	Choice to Detroit			
2.	Tom Keane	B	West Virginia	18
3.	Bruce Bailey	B	Virginia	30
4.	George Grimes	B	Virginia	40
5.	(A) Gene Ruzzkowski from Boston	T	Ohio University	49
5.	(B) Noel Cudd	T	West Texas State	50
6.	Bob Walker	B	Colorado Mines	60
7.	Mike Graham	B	Cincinnati	70
8.	Glenn Johnson	T	Arizona State	80
9.	Johnny Zisch	E	Colorado	90
10.	Atherton (Pinky) Phleger	T	Stanford	100
11.	Bob Heck	E	Purdue	110
12.	Bill Schroll	B	LSU	120
13.	Bob Dement	T	Southern Mississippi	130
14.	Charley Schoenherr	B	Wheaton	140
15.	Larry Brink	E	Northern Illinois	150
16.	Bill (Zeke) O'Conner	G	Notre Dame	160
17.	Bill Nelson	B	Montana State	170
18.	Jim Rees	T	North Carolina State	180
19.	Ray Borneman	B	Texas	190
20.	Ray Yagiello	T	Catawba	200
21.	John Pesek	E	Nebraska	210
22.	Charlie DeAutremont	B	Southern Oregon	220
23.	Bob Levenhagen	G	Washington	230
24.	Leon Cooper	T	Albright	240
25.	Jim Wade	B	Oklahoma City	250
26.	Ken Sinofsky	G	Nevada-Reno	260
27.	Bobby Jack Stuart	B	Army	270
28.	Hilliard (Junior) Crum	E	Arizona	280
29.	Tony Kunkiewicz	B	Trinity (CT)	288
30.	Bill Taylor	E	Rice	295



1946



December 16, 1946

Rd.	Player	Pos.	College	Sel. #
1.	Herman Wedemeyer	B	St. Mary's (CA)	8
2.	Don Paul	C	UCLA	20
3.	Gordon Gray	B	USC	32
4.	Paul Evenson	T	Oregon State	42
5.	Bill Smyth	T	Cincinnati	52
6.	Bill McGovern	C	Washington	62
7.	Max Partin	B	Tennessee	72
8.	Carl Samuelson	T	Nebraska	82
9.	Russ Steger	B	Illinois	92
10.	Dante Lavelli	E	Ohio State	102
11.	Mike Dimitro	G	UCLA	112
12.	John Kissell	T	Boston College	122
13.	George Fuchs	B	Wisconsin	132
14.	Ralph Chubb	B	Michigan	142
15.	Don Hardy	E	USC	152
16.	Ed Champagne	T	LSU	162
17.	Jimmy Dewar	B	Indiana	172
18.	Bernie Rieges	B	UCLA	182
19.	Leon McLaughlin	C	UCLA	192
20.	Chuck Elliott	T	Oregon	202
21.	Lou Levanti	C	Illinois	212
22.	J.D. Cheek	T	Oklahoma A&M	222
23.	Bob Dal Porto	B	California	232
24.	Gene Standefer	B	Texas Tech	242
25.	Bob David	B	Villanova	252
26.	Jim Hunnicutt	B	South Carolina	262
27.	John Comer	B	Holy Cross	272
28.	Hal Dean	G	Ohio State	282
29.	James Atwell	B	South Carolina	290
30.	Bob Prymuski	G	Illinois	298



1946



January 14, 1946

Rd.	Player	Pos.	College	Sel. #
1.	Emil Sitko	B	Notre Dame	10
2.	Don Samuel	B	Oregon State	20
3.	Don Paul	C	UCLA	30
4.	Newell Oestreich	B	California	40
5.	Lafayette King	E	Georgia	50
6.	Joe Whisler	B	Ohio State	60
7.	Mike Schumchyk	G	Arkansas	70
8.	Joe Signaigo	G	Notre Dame	80
9.	Tom Phillips	B	Ohio State	90
10.	Ted Strojny	T	Holy Cross	100
11.	George Strohmeier	C	Notre Dame	110
12.	Bob Palladino	B	Notre Dame	120
13.	Dick Lorenz	E	Oregon State	130
14.	Larry Bouley	B	Georgia	140
15.	Gasper Urban	G	Notre Dame	150
16.	Bob Wise	G	Colorado	160
17.	Jerry Ford	E	Notre Dame	170
18.	Rob Albrecht	B	Marquette	180
19.	Cliff Lewis	B	Duke	190
20.	Bob Richardson	T	Marquette	200
21.	Derald Lebow	B	Oklahoma	210
22.	Bill Lippincott	B	Washington State	220
23.	Kay Jamison	E	Florida	230
24.	D.J. Gambrell	C	Alabama	240
25.	Joe Ben Dickey	B	Colorado	250
26.	Mart Grbovaz	E	San Francisco	260
27.	Jay Perrin	T	USC	270
28.	Frank Plant	C	Georgia	280
29.	Dale Cowan	T	Kansas State	290
30.	John West	B	Oklahoma	300



1945



April 8, 1945

Rd.	Player	Pos.	College	Sel. #
1.	(A) Elroy (Crazylegs) Hirsch	B	Wisconsin	5
1.	(B) Milan Lazetich	T	Michigan	15
2.	(A) W.G. Wooten	E	Oklahoma	21
2.	(B) Jack Zilly	E	Notre Dame	32
3.	Roger Harding	C	California	37
4.	Jerry Cowhig	B	Notre Dame	46
5.	Fred Negus	C	Wisconsin	59
6.	Johnny August	B	Alabama	70
7.	Dick Huffman	T	Tennessee	81
8.	Vern Walters	B	Alma	92
9.	Tom Fears	E	UCLA	103
10.	Joe Winkler	C	Purdue	114
11.	Jack Aland	T	Alabama	125
12.	Chuck Uknes	B	Iowa	136
13.	Bill Lund	B	Case Western Reserve	147
14.	Bob Barton	E	Holy Cross	158
15.	Dick Hoerner	B	Iowa	169
16.	Lee Kennon	T	Oklahoma	180
17.	Eagle Matulich	B	Mississippi State	191
18.	Bill Griffin	T	Kentucky	202
19.	Leroy Erickson	B	Oregon	213
20.	Ray Evans	T	UTEP	224
21.	Luke Higgins	T	Notre Dame	235
22.	Stan Nowak	E	South Carolina	248
23.	Gene Knopke	G	Villanova	257
24.	Ray Florek	B	Illinois	266
25.	Russ Perry	B	Wake Forest	279
26.	Pat West	B	USC	290
27.	Bill Davis	B	Oregon	301
28.	Charley Compton	T	Alabama	312
29.	Did not draft			
30.	Did not draft			



1944



April 19, 1944

Rd.	Player	Pos.	College	Sel. #
1.	Tony Butkovich	B	Illinois	11
2.	Gill Bouley	T	Boston College	26
3.	Bob Waterfield	B	UCLA	42
4.	Al Akins	B	Washington State	53
5.	George Cheverko	B	Fordham	64
6.	Stan Stasica	B	South Carolina	75
7.	Fred Boensch	T	Stanford	86
8.	Bob Shaw	E	Ohio State	97
9.	Joe Andrejco	B	Fordham	108
10.	Pat Filley	G	Notre Dame	119

11.	Bob Erickson	B	Washington	130
12.	Mal Maceau	C	Marquette	141
13.	Frank (Bud) Hubbell	E	Tennessee	152
14.	John Aguirre	T	USC	163
15.	Aubrey Clayton	B	Auburn	174
16.	Ziggy Zamlynski	B	Villanova	185
17.	Bob McBride	C	Notre Dame	196
18.	Joe Yackanich	T	Fordham	207
19.	John Creevey	B	Notre Dame	218
20.	David Paul Jones	B	Arkansas	229
21.	Jim Pharr	C	Auburn	240
22.	Joe Warlick	B	Mississippi State	251
23.	Bart Gianelli	G	Santa Clara	262
24.	Charley Kuhn	B	Kentucky	273
25.	Jim Smith	T	Colorado	284
26.	Ray Donelli	B	Duquesne	295
27.	John Hughes	E	Mississippi State	306
28.	Dick McPhee	B	Georgia	317
29.	Jim McLeod	E	LSU	328
30.	San Kudlacz	C	Notre Dame	329



1943



April 8, 1943

Rd.	Player	Pos.	College	Sel. #
1.	Mike Holovak	B	Boston College	5
2.	(A) Tom Farmer	B	Iowa	15
2.	(B) Fred Naumetz	C	Boston College	20
3.	(A) Chuck Taylor	G	Stanford	30
3.	(B) Clyde Johnson	T	Kentucky	35
4.	Les Horvath	B	Ohio State	45
5.	Bill Henderson	E	Texas A&M	55
6.	Bill Parker	E	Iowa	65
7.	Al Solari	B	UCLA	75
8.	Homer Simmons	T	Oklahoma	86
9.	Tom Roblin	B	Oregon	95
10.	Bill Vickroy	C	Ohio State	105
11.	Tom Alberghini	G	Holy Cross	115
12.	Sam Sharp	E	Alabama	125
13.	Dick Kieppe	B	Michigan State	135
14.	Cullen Rogers	B	Texas A&M	145
15.	Walt Ruark	G	Georgia	155
16.	Bert Davis	C	Utah	165
17.	Jay Fidler	T	Brown	175
18.	Carl Falk	T	Washington	185
19.	Tom Coll	E	St. Mary's (CA)	195
20.	Mark McCorkle	B	Washington	205
21.	Ed Moshofsky	T	Oregon	215
22.	Hal Adams	B	Missouri	225
23.	Jim Shephard	E	Oregon	235
24.	Jack Stetler	B	Pittsburgh	245
25.	Jeff Davis	C	Missouri	255
26.	Steve Pritko	E	Villanova	265
27.	Floyd Konetsky	G	Florida	275
28.	Willie Miller	G	LSU	285
29.	Did not draft			
30.	Did not draft			



1941



December 22, 1941

Rd.	Player	Pos.	College	Sel. #
1.	(A) Jack Wilson	B	Baylor	2
1.	(B) Jack Jacobs	B	Oklahoma	12
2.	(A) Roger Eason	T	Oklahoma	17
2.	(B) Len Levy	G	Minnesota	27
3.	Orville Matthews	B	Oklahoma	32
4.	Mike Sweeney	E	Texas	42
5.	Italo Rossi	T	Purdue	52
6.	Bob Brumley	B	Rice	62
7.	Hubert Ulrich	E	Kansas	72
8.	Bob deLauer	T	USC	82
9.	Ben Hightower	E	Sam Houston State	92
10.	Walt Zirinsky	B	Lafayette	102
11.	Ray Bradfield	E	Santa Clara	112
12.	Tom Greene	T	Georgia	122
13.	Ike Peel	B	Tennessee	132
14.	Glenn Henicle	G	Tulsa	142
15.	Don Clawson	B	Northwestern	152
16.	Jack Graf	B	Ohio State	162
17.	Bill Regner	E	Oregon	172
18.	Gene Conley	T	Washington	182
19.	Did not draft			
20.	Did not draft			



1940



December 10, 1940

Rd.	Player	Pos.	College	Sel. #
1.	Rudy Mucha	C	Washington	4
2.	Marshall Shires	T	Tennessee	14
3.	Jay MacDowell	E	Washington	19
4.	Walt Luther	B	Nebraska	29
5.	Chet Haliska	B	Oregon	34
6.	Jim Kisselburgh	B	Oregon State	44
7.	Ray Prochaska	E	Nebraska	54
8.	Tony Gallovich	B	Wake Forest	64
9.	Milt Simington	G	Arkansas	74
10.	John Pendergast	C	Wake Forest	84
11.	Nick Drahos	T	Cornell	94
12.	Harold Panches	G	Colorado	104
13.	Bill McMurray	E	Murray State	114
14.	Bill Elmore	B	California	124
15.	Warren Desmore	C	Toledo	134
16.	Gordon Wilson	G	UTEP	144
17.	Kirk Hershey	E	Cornell	154
18.	Cobbie Lee	E	Murray State	164
19.	Harold Hursh	B	Indiana	174
20.	Leo Barnes	T	LSU	184



1939



December 9, 1939

Rd.	Player	Pos.	College	Sel. #
1.	Olie Cordill	B	Rice	5
2.	Merl Condit	B	Carnegie-Mellon	15
3.	Johnny Haman	C	Northwestern	25
4.	Bob Wood	T	Alabama	35
5.	Park Myers	T	Texas	45
6.	Ken Heineman	E	Texas Mines	55
7.	Bob Nowaskey	B	George Washington	65
8.	Bob Anahu	E	Santa Clara	75
9.	Wilfrid Thorpe	G	Arkansas	85
10.	Herb Smith	B	St. Mary's (CA)	95
11.	Boyd Clay	T	Tennessee	105
12.	Jim Goolsby	C	Mississippi State	115
13.	Jack (Shag) Gregory	T	Tenn.-Chattanooga	125
14.	Pete Bogden	E	Utah	135
15.	Owen Goodnight	B	Hardin-Simmons	145
16.	Morris Kohler	B	Oregon State	155
17.	Jack Nix	B	Mississippi State	165
18.	Ralph Stevenson	G	Oklahoma State	175
19.	Dante Magnani	B	St. Mary's (CA)	185
20.	Luke Lincoln	T	Kentucky	195



1938



December 9, 1938

Rd.	Player	Pos.	College	Sel. #
1.	Parker Hall	B	Mississippi	3
2.	Gaylon Smith	B	Southwestern	13
3.	Elmer Tarbox	B	Texas Tech	23
4.	Wally Garard	T	St. Mary's (CA)	33
5.	Eddie Gallo	T	LSU	43
6.	Bernie McGarry	T	Utah	53
7.	Gerry Dowd	C	St. Mary's (CA)	63
8.	Warren (Bronco) Brunner	B	Tulane	73
9.	Lew Bostick	G	Alabama	83
10.	Frank Petrick	E	Indiana	93
11.	Sid Roth	G	Cornell	103
12.	Chet Adams	T	Ohio University	113
13.	Joel Hitt	E	Mississippi College	123
14.	John Ryland	C	UCLA	133
15.	Ben Friend	T	LSU	143
16.	Gordon Reupke	B	Iowa State	153
17.	Mike Perrie	B	St. Mary's (CA)	163
18.	Alex Atty	G	West Virginia	173
19.	Bill Lane	B	Bucknell	183
20.	Paul Graham	B	Indiana	193
20.	Luke Lincoln	T	Kentucky	195

1937



December 12, 1937

Rd.	Player	Pos.	College	Sel. #
1.	(A) Gorbett Davis	B	Indiana	1
1.	(B) Jim Benton	E	Arkansas	11
2.	(A) Joe Routt	G	Texas A&M	15
2.	(B) Vic Markov	T	Washington	26
3.	Ed Franco	G	Fordham	31
4.	Ray Hamilton	G	Arkansas	41
5.	Marcel (Red) Chesbro	G	Colgate	51
6.	Walt (Tiger) Mayberry	B	Florida	61
7.	Chuck Ream	E	Ohio State	71
8.	Joe Maras	T	Duquesne	81
9.	Al Hoptowit	T	Washington State	91
10.	Vic Spadaccini	B	Minnesota	101



1936



December 12, 1936

Rd.	Player	Pos.	College	Sel. #
1.	Johnny (Zero) Drake	B	Purdue	10
2.	Jules Alphonse	B	Michigan	20
3.	Bobby LaRue	B	Pittsburgh	30
4.	John Wiatrak	C	Washington	40
5.	Inwood Smith	G	Ohio State	50
6.	Chris Del Sasso	T	Indiana	60
7.	Norm Shoen	B	Baldwin-Wallace	70
8.	Herm Schmarr	E	Catholic	80
9.	Ray Johnson	B	Denver	90
10.	Solon Holt	G	TCU	100

Los Angeles Rams 2020 Media Guide

All-Time Coaches Roster





Rams All-Time Head Coaches



(Including Playoff Games)

COACH	YEARS	WON	LOST	TIED	WIN PCT.	RAMS POINTS	OPP POINTS
Hugo Bezdek	1937-38~	1	13	0	.071	111	277
Art Lewis	1938	4	4	0	.500	95	145
Earl (Dutch) Clark	1939-42	16	26	2	.386	632	806
Aldo (Buff) Donelli	1944	4	6	0	.400	188	224
Adam Walsh	1945-46	16	5	1	.750	536	407
Bob Snyder	1947	6	6	0	.500	259	214
Clark Shaughnessy	1948-49	14	8	3	.620	687	522
Joe Stydahar	1950-52^	19	9	0	.679	941	668
Hampton Pool	1952-54	23	11	2	.667	1,043	749
Sid Gillman	1955-59	28	32	1	.467	1,458	1,447
Bob Waterfield	1960-62#	9	24	1	.279	664	811
Harland Svare	1962-65	14	31	3	.323	846	1,170
George Allen	1966-70	49	19	4	.708	1,671	1,104
Tommy Prothro	1971-72	14	12	2	.536	604	546
Chuck Knox	1973-77	57	20	1	.737	1,737	991
Ray Malavasi	1978-82	43	36	0	.544	1,662	1,566
John Robinson	1983-91	79	74	0	.516	3,216	3,209
Chuck Knox	1992-94	15	33	0	.313	820	1,115
Rich Brooks	1995-96	13	19	0	.406	612	827
Dick Vermeil	1997-99	25	26	0	.490	1,193	1,038
Mike Martz	2000-05<	56	36	0	.609	2,439	2,169
Joe Vitt	2005	4	7	0	.364	235	281
Scott Linehan	2006-08%	11	25	0	.306	673	966
Jim Haslett	2008	2	10	0	.167	189	318
Steve Spagnuolo	2009-11	10	38	0	.208	657	1,171
Jeff Fisher	2012-2016&	31	45	1	.409	1,445	1,700
John Fassel	2016	0	3	0	.000	30	90
Sean McVay	2017-	35	17	0	.673	1,471	1,161
TOTAL	1937-2019	589	588	21	.491	26,114	25,692

- * Ties count as half game won, half game lost
- ~ Replaced by Lewis after three games in 1938
- ^ Replaced by Pool after one game in 1952
- # Replaced by Svare after eight games in 1962
- < Replaced by Vitt after five games in 2005
- % Replaced by Haslett after four games in 2008
- & Replaced by Fassel after 13 games in 2016



Los Angeles Rams Head Coach Sean McVay and coaching staff during the 2018 season. The 2018 Rams coaching staff would lead the team to Super Bowl LIII in Atlanta, Ga. .



Rams All-Time Assistant Coaches



A



NAME	RAMS YEARS
Aggabao, J	2014-16
Allen, George	1957
Aliotti, Nick	1995-97
Alsman, Ed	1974-75
Andersen, Foster	1978
April, Bobby	2001-03
Austin, Bill	1965



B



Babich, Bob	2003
Baggett, Charlie	2009-10
Bailey, Adam	2010-15
Baker, Bob	1983-84
Baker, Brian	2006-08
Baker, Joe	2006
Bankins, Charles	2005
Barry, Joe	2017-
Battles, Bill	1953-54
Bennett, Leeman	1973-76
Benton, John	2004-05
Bettis, Tom	1991
Bogardus, Thad,	2017-
Bonamego, John	2020-
Boudreau, Paul F.,	2012-15
Boudreau, Paul T.,	2006-07, 2012-16
Boras, Rob	2012-16
Bowden, Joe	2012-15
Brooks, Larry	1983-90
Brooks, Rich	1971-72
Brown, Steve	1995-00
Brown, Thomas	2020-
Bunting, John	1997-99
Bush, Frank	2013-16
Byrd, Gill	2004-05



C



Campbell, Marion	1967-68
Carson, Bud	1978-81; 1997; 2000
Catlin, Tom	1966-77
Cecil, Chuck	2012-16
Chaney, Jim	2006-08
Cignetti, Frank	2012-15
Clausen, Chris	1992-2005
Coen, Liam	2018-
Coley, Max	1978
Cooley, Jonathan	2020-
Coury, Dick	1986-90; 1997-99
Cox, Mike	2007-08
Cromwell, Nolan	1991, 2010-11
Croom, Sylvester	2009-11
Crow, Lindon	1963
Curl, Dick	2009-2010
Curtis, Andre	2009-11



D



Daniels, Matt	2018-
Daly, Brendan	2009-11
David, Jim	1960-62
Dickerson, Andy	2012-
Dixon, Hewritt	1980-81
Doll, Don	1965
Dowler, Boyd	1970
Downing, Todd	2006-08
Durden, Earnel	1971-72
Dyer, George	1992-94



E



Ellard, Henry	2001-08
Erber, Lew	1985-86
Erkenbeck, Jim	1992-94
Evans, Clyde	1978-82
Evero, Ejiro	2017-



F



Fairchild, Steve	2003-05
------------------	---------

Falks, Frank	2003-05
Fassel, John	2012-19
Faucette, Chuck	2008-10
Faulkner, Jack	1955-59, 1973-79
Fears, Tom	1960-61
Ferraro, Paul	2009-11
Fewell, Perry	2003-04
Fisch, Jedd	2018-
Fisher, Brandon	2012-16
Fisher, Jeff	1991
Flajole, Ken	2009-11



G



Gaines, Greg	1993-94
Gansz, Frank	1997-99
Garcia, Jeff	2015
Garrett, Judd	2006-07
Giemont, Garrett	1990-91
Gigantino, Artie	1987-90
Giunta, Peter	1997-2000
Goode, Kerry	1997-98
Goux, Marv	1983-91
Gray, Michael	1996
Grayer, Edward	2017-
Greatwood, Steve	1995-96
Groh, Mike	2015-16
Gullickson, Rock	2009-16



H



Hadl, John	1982
Hairston, Carl	1997-2000
Hall, Sid	1971-72
Haluchak, Mike	2000-02
Hanifan, Jim	1997-2003
Hanson, Randy	2006
Harris, Chick	1992-94
Haskell, Gil	1983-91
Haslett, Jim	2006-08
Hein, Mel	1950
Heinrich, Don	1963-64
Henderson, Eric	2019-
Hickey, Howard (Red)	1950-54
Hickman, Bill	1978-80
Horton, Jeff	2006-08
Houck, Hudson	1983-91
House, Matt	2009-11
Howard, Todd	1998-99



I



Imamura, Jeff	2015-16
---------------	---------



J



Jackson, Bobby	2000-02
Jackson, Milt	1992-93
Johnson, Bill	2017-18
Jones, Ronnie	1991



K



Knox, Chuck Jr.	1993-94
Kollar, Bill	2001-05
Kromer, Aaron	2017-
Kromer, Zak	2017-



L



LaFleur, Matt	2017
Lanham, Paul	1978-82
Lauterbur, Frank	1978-81
LeDuc, Dana	1999-2008
Leonard, Frank	2009-11
Levy, Marv	1970
Ligashesky, Bob	2005-06
Lilly, John	2016
Lindskog, Vic	1960-62
Loney, Steve	2008-11
Lopez, Clayton	2009-11
Lovett, Justin	2020-



Rams All-Time Assistant Coaches



M

Madro, Joe	1955-59
Mainord, Carlos	2002
Malavasi, Ray	1973-78
Marchibroda, Ted	1966-70
Marmie, Larry	2004-05
Martz, Mike	1992-96, 1999
Matsko, John	1999-2005
McDaniels, Josh	2010-2011
McGinnis, Dave	2012-16
McKenzie, Tyrone	2017
McKittrick, Bobb	1971-72
McLaughlin, Leon	1971-72
McMahon, Tom	2009-11
Meeks, Ron	2001
Meyer, Ken	1973-76
Milus, Ron	2006-08
Montgomery, Wilbert	1997-2005
Moore, Steve	1994
Moses, Wayne	2006-07
Murphy, Keith	2007-08

N

Nussmeier, Doug	2006-07
Noriega, Fernando	2016-

O

Olson, Greg	2006-07, 2017
O'Connell, Kevin	2020-

P

Paolillo, Lou	2010-11
Pasquale, Larry	2000
Patera, Jack	1963-66
Paterra, Herb	1980-82
Paul, Don	1959-61
Peete, Skip	2016-19
Penaranda, Jairo	1990
Perry, Rod	1992-94
Phillips, Wade	2017-19
Phillips, Wes	2019-
Pitts, Elijah	1974-77
Pleasant, Aubrey	2017-
Pollard, Don (Deek)	1995-96
Pool, Hampton	1950-54, 1960-62
Prochaska, Ray	1966-70, 1973-77

R

Radakovich, Dan	1979-81, 1995
Ramsdell, John	1995-2005
Rapp, Vic	1984
Rath, Ted	2017-
Raye, Jimmy	1983-84, 1991
Reilly, Jack	1995-96
Rhyme, Jerry	1997-99
Richards, Ray	1951-52
Ringo, Jim	1982
Roberts, Al	2007-08
Robinson, Willy	2006-07
Robinson, Zac	2019-
Roland, Johnny	1995-96
Roll, Brad	2006-07
Rymkus, Lou	1958

S

Sauer, John	1953-54
Saunders, Al	1999-2000; 2008
Saunders, Bob	2008
Schnelker, Bob	1963-65
Schnellenberger, Howard	1966-69
Schottenheimer, Brian	2012-2014
Schottenheimer, Kurt	2005
Schwenk, Vic	1964-65
Selcer, Dick	1992-96

Sevier, Wayne	1994-95
Shafer, Steve	1983-90
Shaw, Willie	1995-96
Shea, Terry	2008
Sheldon, Matt	2001-05
Shelton, Clarence	1991
Sherman, Ray	2012-15
Shula, Chris	2017-
Shurmur, Fritz	1982-90
Shurmur, Pat	2009-10
Simmons, Clyde	2012-16
Simmons, Warren	1994
Singleton, Mike	2016
Sirmans, Ben	2012-15
Smith, Kenan	2014-16
Smith, Lovie	2001-03
Snow, Jack	1982
Snyder, Bob	1946, 1948-49
Snyder, Bruce	1983-86
Staley, Brandon	2020-
Stephenson, Kay	1977
Storm, Lowell	1955-57
Stydahar, Joe	1947-49
Stiles, Lynn	1997-99
Stock, Mike	2004
Sugarman, Andy	2009-15
Sullivan, Joe	1966-70
Summerall, Pat	1963
Swiacki, Bill	1958
Swinton, Derius	2009-11

T

Taylor, Lionel	1977-81
Taylor, Zac	2017-18
Teerlinck, John	1991
Thomas, Joe	1955-56
Tippett, Howard	1992-93, 2000
Tollner, Ted	1992-93
Torgeson, LaVern	1969-70, 1978-80
Trafton, George	1946-49
Trotter, Barrett	2015-16
Turner, Norv	1985-90

V

Valero, Art	2008-09
Vecchiarella, Jim	1981-82
Venturi, Rick	2006-08
Vermeil, Dick	1969, 1971-73
Vitt, Joe	1992-94, 2004-05
Voris, Dick	1954

W

Wagner, Blair	2017
Wagstaff, Jim	1973-77
Waldron, Shane	2017-
Waller, Charlie	1978
Walton, Tim	2013
Warhop, George	1996-97
Waterfield, Bob	1958
Waufler, Mike	2012-16
Weaver, Larrye	1971-72
Weaver, Ralph	1954
Weinke, Chris	2015-16
White, Ed	1998
White, Mike	1997-99
Whittingham, Fred	1982-90
Wietecha, Ray	1963-64
Williams, Blake	2012
Williams, Gregg	2014-16
Wilson, Dennard	2012-16
Woodbury, Tory	2020-
Woods, Dustin	2018-

Y

Yarber, Eric	2017-
--------------	-------

Z

Zampese, Ernie	1987-93
Zampese, Ken	2000-02

Los Angeles Rams 2020 Media Guide

All-Time Roster





Rams All-Time Roster



All players active at any time on regular-season roster



A



NAME, (POSITION) COLLEGE	#	RAMS YEARS
Adams, Chester, (T) Ohio	34	1939-42
Adams, John, (TE) Cal-State Los Angeles	87	1963
Adeyanju, Victor, (DE) Indiana	94	2006-09
Agajanian, Ben, (K) New Mexico	3	1953
Agler, Bob, (RB) Otterbein	30	1948-49
Agnew, Ray, (DT) North Carolina State	99	1998-2000
Ahanotu, Chidi, (DE) California	72	2001
Ah You, C.J., (DE) Oklahoma	98	2009-11
Akbar, Hakim, (LB) Washington	53	2002
Alexander, Dan, (RB) Nebraska	39	2003
Alexander, Danario, (WR) Missouri	84	2010-11
Alexander, Kermit, (DB) UCLA	35	1970-71
Alexander, Maurice, (S) Utah State	31	2014-17
Alexander, Robert, (RB) West Virginia	39	1982-83
Alexis, Rich, (RB) Washington	32/33	2006-07
Alfonse, Julius, (RB) Minnesota	5/29	1937-38
Alford, Darnell, (G) Boston College	72	2004
Allen, Brandon, (QB) Arkansas	8	2017-2018
Allen, Brian, (LB) Florida State	51	2001
Allen, Brian, (C) Michigan State	55	2018-
Allen, David, (RB) Kansas State	34	2005
Allen, Duane, (E) Santa Ana J.C.	25	1961-64
Allen III, Roger, (G) Missouri Western State	62	2009
Allen, Taje, (CB) Texas	20	1997-2000
Alston, Jon, (LB) Stanford	57	2006
Amendola, Danny, (WR) Texas Tech	16	2009-12
Anderson, Bruce, (DE) Williamette	79	1966
Anderson, C.J., (RB) California	35	2018
Anderson, Dwight, (CB) South Dakota	20	2004, 05
Andersen, Stanley, (T) Stanford	39	1940-41
Anderson, Willie, (WR) UCLA	83	1988-94
Andrews, George, (LB) Nebraska	52	1979-85
Angulo, Richard, (TE) Western New Mexico	48	2003
Anno, Sam, (LB) USC	52	1987
Archuleta, Adam, (S) Arizona State	31	2001-05
Arkin, David, (G) Missouri State	66	2016
Armstrong, Graham, (T) John Carroll	18/32	1941, 1945
Armstrong, Ray Ray, (LB) Miami (Fla.)	50	2013-14
Armstrong, Tyji, (TE) Mississippi	89	1998
Arnett, Jon, (RB) USC	26	1957-63
Arnold, Walt, (TE) New Mexico	84	1980-81
Asiodu, K.C., (LB) Central Oklahoma	50	2009
Ashe, Richard, (TE) Humboldt State	87	1990
Ashmore, Darryl, (T) Northwestern	75/77	1993-96
Atchison, Tim, (S) Baylor	36	2011
Atkins, Pervis, (RB) New Mexico State	27	1961-63
Atogwe, Oshiomogho, (S) Stanford	21	2005-10
Atty, Alexander, (G) West Virginia	18	1939
Aupiu, David, (LB) BYU	90	1987
Austin, Tavon, (WR) West Virginia	11	2013-17
Avery, Donnie, (WR) Houston	17	2008-09
Ayers, Akeem, (LB) UCLA	56	2015
Ayi, Kole, (LB) Massachusetts	54	2001, 02



B



Bacon, Coy, (DT) Jackson State	79	1968-72
Bagarus, Steve, (RB) Notre Dame	0	1947
Bailey, Johnny, (RB) Texas A&I	21/20	1994-95
Bailey, Robert, (CB) Miami (FL)	28	1991-94
Bailey, Stedman, (WR) West Virginia	12	2013-15
Bain, Bill, (G) USC	62	1979-85
Bajema, Billy, (TE) Oklahoma State	47	2009-11
Baker, Donnell, (WR) Southern (LA)	83	1996
Baker, John, (DT) North Carolina College	78/74	1958-61
Baker, John, (P) North Texas State	4	2000-01
Baker, Terry, (QB/RB) Oregon State	11/15	1963-65
Baker, Tony, (RB) Oregon State	35	1973-74
Banks, Tony, (QB) Michigan State	12	1996-98
Bannan, Justin, (DE) Colorado	95	2011
Banta, Jack, (RB) USC	33	1946-48
Barber, Mark, (RB) South Dakota State	6	1937
Barber, Mike, (TE) Louisiana Tech	89/86	1982-85
Barker, Bryan, (P) Santa Clara	4	2005
Barksdale, Joe, (T) LSU	72	2012-14
Barle, Louis, (QB) Minnesota-Duluth	8	1939
Barnes, Lionel, (DE) Northeast Louisiana	92	1999-2000
Barnes, Tim, (C) Missouri	61	2012-16
Barnett, Doug, (DE) Azusa Pacific	96	1982-83

Barr, Dave, (QB) California	16	1995
Barron, Alex, (T) Florida State	70	2005-09
Barron, Mark, (LB/S) Alabama	26	2014-18
Barry, Paul, (RB) Tulsa	9	1950-52
Bartell, Ron, (CB) Howard	32/24	2005-11
Bartkowski, Steve, (QB) California	10	1986
Barwin, Connor, (OLB) Cincinnati	98	2017
Bass, Dick, (RB) Pacific	22	1960-69
Basse, Eric, (CB) Oklahoma	41	2007-09
Bates, Daren, (LB) Auburn	53	2013-15
Battle, Ron, (TE) North Texas State	81	1981-82
Baty, Greg, (TE) Stanford	84	1987
Baughan, Maxie, (LB) Georgia Tech	55	1966-70
Bayer, Alex, (TE) Bowling Green	82	2014
Beathard, Pete, (QB) USC	12	1972
Becht, Anthony, (TE) West Virginia	87	2008
Becker, Kurt, (G) Michigan	79	1989
Belin, Chuck, (G) Wisconsin	71	1993-96
Bell, Greg, (RB) Notre Dame	42	1987-89
Bell, Jacob, (G) Miami (OH)	63	2008-10
Bennett, Drew, (WR) UCLA	83	2007-08
Benton, Jim, (E) Arkansas	26/49	1938-40, 42, 44-47
Berger, Mitch, (P) Colorado	17	2002
Berlin, Brock, (QB) Miami (FL)	3/13	2007-08
Bernard, David, (B) Mississippi	22	1942, 44-45
Berry, Connie Mack, (E) North Carolina State	6	1940
Berry, Latin, (CB) Oregon	42	1990
Bertelsen, Jim, (RB) Texas	45	1972-76
Bethune, George, (LB) Alabama	68	1989-90
Bettis, Jerome, (RB) Notre Dame	36	1993-95
Bettridge, John, (B) Ohio State	6	1937
Biasucci, Dean, (K) Western Carolina	4	1995
Bighead, Jack, (E) Pepperdine	86	1955
Bishop, Richard, (NT) Louisville	65	1983
Blanton, Kendall, (TE) Missouri	86	2019-
Bleeker, Mel, (RB) USC	34	1947
Blevins, Darrius, (WR) Memphis	83	2000
Bly, Dre', (CB) North Carolina	32	1999-2002
Blythe, Austin, (OL) Iowa	66	2017-
Boeke, Jim, (T) Heidelberg	78	1960-63
Bolinger, Russ, (G) Long Beach State	73	1983-85
Boller, Kyle, (QB) California	12	2009
Bono, Steve, (QB) UCLA	13	1998
Boone, Robert (Jack), (E) Elon		1942
Borland, Kyle, (LB) Wisconsin	91	1987
Bortles, Blake, (QB) Central Florida	5	2019
Bostic, James, (RB) Auburn	33	1994
Bostic, Lewis, (G) Alabama	25	1939
Boudreaux, Frank, (DE) Northwestern	70	1993
Bouley, Gilbert, (T) Boston College	42/66	1945-50
Bouman, Todd, (QB) St. Cloud State	8	2007
Boutte, Marc, (DT) LSU	96	1992-93
Bowen, Matt, (S) Iowa	27	2000-01
Bowers, Bill, (DB) USC	30	1954
Boyd, Bob, (E) Loyola (CA)	80/82	1950-57
Boykin, Deral, (S) Louisville	21	1993
Braatz, Tom, (E) Marquette	83	1958
Bracken, Don, (P) Michigan	16	1992-93
Bradford, Sam, (QB) Oklahoma	8	2010-13
Bradshaw, Charlie, (T) Baylor	79	1958-60
Brady, Ed, (LB) Illinois	90	1984
Brady, Jeff, (LB) Kentucky	95	1993
Brady, Rickey, (TE) Oklahoma	48	1994
Brahm, Lawrence, (G) Temple	59	1942
Brake, Mike, (TE) Akron	46	2004
Brandstater, Tom, (QB) Fresno State	12	2011
Brantley, Chris, (WR) Rutgers	88	1994
Bratkowski, Zeke, (QB) Georgia	12	1961-63
Bravo, Alex, (DB) Cal Poly-SLO	21	1957-58
Brazell, Carl, (QB) Baylor	18	1938
Breen, Gene, (LB) Virginia Tech	53	1967-68
Brewer, Chandler, (OL) Middle Tennessee State	67	2019-
Brice, Will, (P) Virginia	10	1997
Brigance, O.J., (LB) Rice	57	2001-02
Brink, Larry, (DE) Northern Illinois	63/83	1948-53
Brito, Gene, (DE) Loyola (LA)	80	1959-60
Britt, Charley, (DB) Georgia	17	1960-63
Britt, Kenny, (WR) Rutgers	81/18	2014-16
Brock, Dieter, (QB) Jacksonville (AL) State	5	1985
Brockers, Michael, (DT/DE) LSU	90	2012-
Brooks, Ethan, (T) Williams College	77	1997-98
Brooks, Jamal, (LB) Hampton	55	2006



Rams All-Time Roster



Brooks, Larry, (DT) Virginia State	90	1972-82
Brostek, Bern, (C) Washington	61	1990-97
Brown, Bob, (T) Nebraska	76	1969-70
Brown, Eddie, (S) Tennessee	25	1978-78
Brown, Fakhir, (CB) Grambling	34	2006-08
Brown, Fred, (LB) Miami (FL)	81	1965
Brown, Jamon, (G) Louisville	68	2015-18
Brown, Jason, (C) North Carolina	60	2009-11
Brown, Jonathan, (DE) Tennessee	93	2001
Brown, Josh, (K) Nebraska	3	2008-11
Brown, Malcolm, (RB) Texas	39/34	2015-
Brown, Milford, (G) Florida State	72	2007
Brown, Richard, (LB) San Diego State	92	1987, 89
Brown, Roger, (DT) Maryland State	78	1967-69
Brown, Ron, (WR) Arizona State	89/81	1984-89, 91
Brown, Sammy, (LB) Houston	57	2012
Brown, Willie, (E/RB) USC	42	1964-65
Broyles, James, (G) Southwest Missouri State	60	2002
Bruce, Isaac, (WR) Memphis State	80	1994-2007
Brudzinski, Bob, (LB) Ohio State	59	1977-80
Brumbaugh, Carl, (QB) Ohio State	8	1937
Bruney, Fred, (DB) Ohio State	38	1958
Bryant, Christian, (S) Ohio State	37	2015
Bryant, Cullen, (DB/RB) Colorado	32	1973-82, 87
Bryant, Tony, (DE) Florida State	92	2006
Buchanan, Richard, (WR) Northwestern	89	1993-94
Bucklew, Philip, (E) Xavier (OH)	22	1937-38
Budka, Frank, (DB) Notre Dame	45	1964
Bukich, Rudy, (QB) USC	10	1953-56
Bulger, Marc, (QB) West Virginia	10	2001-09
Bullard, Courtland, (LB) Ohio State	51	2002-03
Burke, Mike, (P) Miami (FL)	11	1974
Burley, Nick, (TE/RB) Fresno State	47	2004
Burman, George, (C/G) Northwestern	51	1967-70
Burmeister, Forrest, (T/G) Purdue	24	1937-38
Burrough, John, (DE) Wyoming	95	2002
Burroughs, Don, (DB) Colorado A&M	25	1955-59
Burton, Antwon, (DT) Temple	99	2008
Burton, Keenan, (WR) Kentucky	14	2008-09
Bush, Blair, (C) Washington	51	1992-94
Bush, Devin, (S) Florida State	23	1999-2000
Busich, Sam, (E) Ohio State	19	1937
Busick, Steve, (LB) USC	52	1986
Butcher, Paul, (LB) Wayne State	59	1989-92
Butler, James, (S) Georgia Tech	37	2009-11
Butler, Jerametrius, (CB) Kansas State	23	2001-06
Butler, Quincy, (CB) TCU	36	2008-10
Buzin, Rich, (T) Penn State	77	1971
Byrd, Dominique, (TE) USC	86	2006-07
Byrd, Mac, (LB) USC	23	1965

Champagne, Ed, (T) LSU	86	1947-50
Chandler, Chris, (QB) Washington	17/12	1994, 2004
Chandler, Jeff, (K) Florida	4	2004
Chapple, Dave, (P) California-Santa Barbara	10	1972-74
Charles, Mike, (DT) Syracuse	79	1991
Chavous, Corey, (S) Vanderbilt	25	2006-08
Cherundolo, Charles, (C) Penn State	21/17	1937-39
Chesbro, Marcel (Red), (G) Colgate	35	1938
Childs, Henry, (TE) Kansas State	83	1981
Chillar, Brandon, (LB) UCLA	54	2004-07
Christian, Marqui, (DB) Midwestern State	41	2016-19
Chuy, Don, (G) Clemson	62	1963-68
Claiborne, Chris, (LB) USC	55	2005
Clark, Al, (CB) Eastern Michigan	44	1972-75
Clark, Dan, (LB) San Jose State	94	1987
Clark, Greg, (LB) Arizona State	92	1990
Clark, Ken, (P) St. Mary's (CA)	13	1979
Clarke, Leon, (E) USC	84	1956-59
Clay, Boyd, (T) Tennessee	21/43	1940-42, 44
Clay, Hayward, (TE) Texas A&M	81	1996
Clayton, Mark, (WR) Oklahoma	89	2010-11
Cleeland, Cameron, (TE) Washington	87	2003-04, 05
Clemens, Kellen, (QB) Oregon	10	2011-13
Clemons, Charlie, (LB) Georgia	56	1997-99
Coady, Rich, (S) Texas A&M	38/25	1999-2001, 03-04
Coakley, Dexter, (LB) Appalachian State	52	2005-06
Cobb, Bob, (DE) Arizona	97	1987
Cohen, Dustin, (LB) Miami (OH)	58/56	2000-01
Cole, Justin, (LB) San Jose State	(52)	2011-12
Colella, Thomas, (RB) Canisius	34	1944-45
Collier, Bob, (T) SMU	27	1951
Collins, Brett, (LB) Washington	54	1993
Collins, Jerome, (TE) Notre Dame	48	2005
Collins, Jim, (LB) Syracuse	50	1982-88
Collins, Kirk, (CB) Baylor	42	1982-83
Collins, Todd, (LB) Carson-Newman	54	1999-2000
Condren, Brannon, (S) Troy	42	2008
Conkright, William (Red), (G) Colgate	37	1939-42, 44
Conlan, Shane, (LB) Penn State	56	1993-95
Conlee, Gerald, (C/G) St. Mary's (CA)	17	1938
Conrath, Matthew, (DT) Virginia	71	2012-13
Conwell, Ernie, (TE) Washington	45/84	1996-2002
Cook, Jared, (TE) South Carolina	89	2013-15
Cook, Marv, (TE) Iowa	47	1995
Cooks, Brandin, (WR) Oregon State	12	2018-19
Cooper, Pharoah, (WR) South Carolina	10	2016-18
Cooper, William (Bud), (RB) Penn State	2	1937
Corbett, Austin, (OL) Nevada	63	2019-
Corbo, Thomas, (G) Duquesne	19	1944
Cordileone, Lou, (LB) Clemson	51	1962
Cordill, Oliver, (RB) Rice	1	1940
Corn, Joe, (RB), no college	25	1948
Corral, Frank, (K/P) UCLA	3	1978-81
Cota, Chad, (S) Oregon	37	2002
Cothren, Paige, (K) Mississippi	36	1957-58
Countess, Blake, (DB) Auburn	24	2016-18
Covington, Scott, (QB) Miami (FL)	4	2002-03
Cowan, Charlie, (T) New Mexico Highlands	73	1961-75
Cowhig, Jerry, (RB) Notre Dame	9	1947-49
Cowlings, Al, (DE) USC	70	1975, 77
Cox, Aaron, (WR) Arizona State	84	1988-92
Cox, Tom, (C) USC	72	1987
Coyle, Ross, (DB) Oklahoma	43	1961
Crabb, Claude, (DB) Colorado	49	1966-68
Craft, Jason, (CB) Colorado State	31	2008
Crawford, Keith, (DB/WR) Howard Payne	20	1996-97
Crews, Terry, (LB) Western Michigan	94	1991
Cromwell, Nolan, (S) Kansas	21	1977-87
Crooms, Chris, (S) Texas A&M	25	1992
Crosby, Clifton, (CB) Maryland	26	1999
Cross, Bobby, (T) Kilgore (TX) J.C.	73/57	1954-55
Cross, Irv, (DB) Northwestern	27	1966-68
Crouch, Eric, (WR) Nebraska	89	2002
Croudip, David, (CB) San Diego State	28	1984
Crow, Linton, (DB) USC	41	1961-64
Crowder, Earl, (QB) Oklahoma	40	1940
Crutchfield, Dwayne, (RB) Iowa State	45	1984
Cudjo, Jermelle, (DT) Central Oklahoma	93	2010-13
Culberson, Quinton, (LB) Mississippi State	53	2007-09
Cunningham, Benny, (RB) Middle Tennessee	36/23	2013-16
Curley, Dan, (TE/FB) Eastern Washington	44	2003
Curran, Pat, (TE/RB) Lakeland	88	1969-74
Currie, Dan, (LB) Michigan State	58	1965-66
Currvan, Don, (DE) Boston College	40	1948-49
Curry, Bill, (C) Georgia Tech	55	1974



C



Cahill, Dave, (DT) Northern Arizona	70	1967
Cain, Lynn, (RB) USC	31	1985
Calahan, Jeremy, (DT) Rice	90	2005
Camarillo, Rich, (P) Washington	3	1988
Campion, Pete, (T) North Dakota State	73	2002
Canidate, Trung, (RB) Arizona	24	2000-02
Cappelletti, John, (RB) Penn State	22	1974-78
Carey, Bob, (E) Michigan State	89/88	1952, 54, 56
Carney, John, (K) Notre Dame	18	1990
Carollo, Joe, (T) Notre Dame	63/70	1962-68, 71
Carpenter, Dwaine, (S) North Carolina A&T	27	2005-06
Carpenter, Rob, (RB) Miami (OH)	38	1986
Carpenter, Ron, (S) Miami (OH)	24	1998-99
Carraway, Josh (LB)	42	2019
Carrell, Duane, (P) Florida State	17	1975
Carrier, Derek, (TE) Beloit (Wis.)	86	2017
Carriker, Adam, (DL) Nebraska	90	2007-09
Carrington, Alex, (DT) Arkansas State	92	2014
Carson, Howard, (LB) Howard Payne	54	1981-83
Carter, Jerome, (S) Florida State	42	2005-07
Carter, Kevin, (DE) Florida	93	1995-2000
Carter, Pat, (TE) Florida State	88	1989-93, 95
Carter, Tim, (WR) Auburn	15	2009
Casey, Bernie, (WR) Bowling Green	25	1967-68
Cash, Rick, (DE) Northeast Missouri	89	1969-70
Casner, Ken, (T) Baylor	79	1952
Cason, Aveion, (WR/RB) Illinois State	82/27/26	2001, 04-05
Cason, Jim, (DB) LSU	41	1955-56
Castete, Jesse, (DB) McNeese State	23	1956-57
Celotto, Mario, (LB) USC	41	1981
Chadwick, Jeff, (WR) Grand Valley State	89	1992
Chamberlain, Chris, (LB) Tulsa	57	2008-11



Rams All-Time Roster



Curry, Domonique, (WR) California 15 2010-11
 Curtis, Kevin, (WR) Utah State 83 2003-06

D

Dahl, Craig, (S) North Dakota State 43 2009-12
 Dahl, Harvey, (G) Nevada-Reno 62 2011-13
 Dahms, Tom, (T) San Diego State 71/21 1951-54
 Dale, Carroll, (E) Virginia Tech 81 1960-64
 Daniel, Willie, (DB) Mississippi State 46 1967-69
 Daniels, Matthew, (S) Duke 37 2012-13
 Darby, Kenneth, (RB) Alabama 33 2008-10
 Daugherty, Dick, (LB) Oregon 54/67/50 1951-58
 David, Bob, (G) Villanova 77 1947-48
 Davis, Anthony, (RB) USC 23 1978
 Davis, Anthony, (T) Virginia Tech 69 2008
 Davis, Austin, (QB) Southern Mississippi 9 2012-14
 Davis, Cody, (S) Texas Tech 38 2013-17
 Davis, Corbett, (RB) Indiana 32/3 1938-39, 41-42
 Davis, Dexter, (CB) Clemson 29 1993-95
 Davis, Don, (LB) Kansas 58 2001-02
 Davis, Glenn, (RB) Army 41 1950-51
 Davis, James (Bob), (RB) Kentucky 10 1938
 Davis, Justin, (RB) USC 33 2017-
 Davis, Paschall, (LB) Texas A&I 55 1995-96
 Davis, Roger, (G) Syracuse 67 1964
 Davis, Stephen, (RB) Auburn 48 2006
 Dean, Hal, (G) Ohio State 84 1947-49
 Deayon, Dont'e, (DB) Boise State 21 2019-
 DeFruiter, Bob, (NT) Nebraska 50 1948
 DeJurnett, Charles, (DT) San Jose State 70 1982-86
 Delaney, Jeff, (S) Pittsburgh 41 1980
 DeLauer, Bob, (C) USC 65/55 1945-46
 Delpino, Robert, (FB) Missouri 39 1988-92
 DeMarco, Bob, (C) Dayton 55 1975
 Demby, Jamil, (OL) Maine 64 2018-
 Dempsey, Tom, (K) Palomar J.C. 10 1975-76
 Dennard, Preston, (WR) New Mexico 88 1978-83
 Dennis, Mike, (RB) Mississippi 43 1968-69
 DiBernardo, Rick, (LB) Notre Dame 53 1987
 Dickerson, Eric, (RB) SMU 29 1983-87
 Dickson, Paul, (T) Baylor 71 1959
 Diggs, Na'il, (LB) Ohio State 53 2010
 Dils, Steve, (QB) Stanford 8 1984-87, 89
 Dingle, Nate, (LB) Cincinnati 53 1997
 Dishman, Chris, (G) Nebraska 66 2004
 Dockery, Kevin, (CB) Mississippi State 35 2010
 Doll, Don, (DB) USC 48 1954
 Donald, Aaron, (DT) Pittsburgh 99 2014-
 Donnal, Andrew (T) Iowa 64 2015-17
 Dorn, Torin, (CB) North Carolina 46 1995-96
 Dortch, Greg (WR) Wake Forest 87 2019
 Doss, Reggie, (DE) Hampton 71 1978-87
 Dougherty, Bob, (LB) Kentucky 57 1957
 Douglas, Dominic, (LB) Mississippi State 54 2009
 Douzable, Leger, (DT) Central Florida 69 2009
 Dowd, Gerald, (C) St. Mary's (CA) 9 1939
 Draft, Chris, (LB) Stanford 52 2007-08
 Drake, Bill, (DB) Oregon 37 1973-74
 Drake, John (Zero), (RB) Purdue 2/14 1937-41
 Drayton, Troy, (TE) Penn State 84 1993-96
 Dryer, Fred, (DE) San Diego State 89 1972-81
 Duckworth, Bobby, (WR) Arkansas 82 1985-86
 Dukes, Chad, (RB) Pittsburgh 34 2000
 Dukes, Clifford, (DE) Michigan State 96 2005
 Dumas, Troy, (LB) Nebraska 54 1997
 Dunbar, Jo-Lonn, (LB) Boston College 58 2012-14
 Dunbar, Lance, (RB) North Texas 25 2017
 Duncan, Jamie, (LB) Vanderbilt 59 2002-03
 Dunstan, Bill, (DT) Utah State 66 1979
 Dunstan, Elwyn (Moose), (T) Portland 20 1939-41
 Dupree, Marcus, (RB) Southern Mississippi 22 1990-91
 Durham, Landis (LB) Texas A&M 96 2019
 Dwyer, Jack, (DB) Loyola (CA) 29 1952-54
 Dye, Ernest, (G) South Carolina 65 1997
 Dyer, Henry, (RB) Grambling 35 1966-68

E

Easley, Dominique, (DT) Florida 91 2016-18
 Eason, Roger, (G/T) Oklahoma 43 1945-48
 Eatman, Irv, (T) UCLA 75 1993
 Ebukam, Samson, (OLB) Eastern Washington 50 2017-
 Eby, Andy, (C) Kansas State 50 2002-03

Edebali, Kasim, (OLB) Boston College 59 2017
 Edwards, Antuan, (S) Clemson 42 2004
 Edwards, David, (T) Wisconsin 73 2019-
 Edwards, Dennis, (DE) USC 95 1987
 Edwards, Herman, (CB) San Diego State 46 1986
 Edwards, Ronald, (G) North Carolina A&T 67 1994
 Edwards, Troy, (WR) Louisiana Tech 88 2002
 Ekern, Carl, (LB) San Jose State 55 1976-88
 Ellard, Henry, (WR) Fresno State 80 1983-93
 Ellena, Jack, (NG) UCLA 60 1955-56
 Eilersick, Don, (DB) Washington State 44 1960
 Ellis, Ken, (CB) Southern (LA) 28 1979
 Ellison, Willie, (RB) Texas Southern 33 1967-72
 Elmendorf, Dave, (DB) Texas A&M 42 1971-79
 Elston, Arthur, (LB) South Carolina 55 1942
 Embree, Jon, (TE) Colorado 87 1987-88
 Emerick, Robert, (G/T) Miami (OH) 23 1937
 English, Keith, (P) Colorado 8 1990
 Evans, Bobby, (T) Oklahoma 71 2019-
 Evans, Donald, (FB) Winston-Salem State 34 1987
 Everett, Gerald, (TE) South Alabama 81 2017-
 Everett, Jim, (QB) Purdue 11 1986-93
 Everitt, Steve, (C) Michigan 60 2000
 Evey, Dick, (DT) Tennessee 82 1970
 Ezerins, Vilnis, (RB) Whitewater State 37 1968

F

Fair, Terry, (CB) Tennessee 30 2005
 Fairley, Nick, (DT) Auburn 98 2015
 Faison, Derrick, (WR) Howard 89 1990
 Fanning, Mike, (DT) Notre Dame 79 1975-82
 Fanning, Stan, (DE) Idaho 79 1963
 Farmer, George, (WR) Southern (LA) 84 1982-84
 Farmer, Kirk, (QB) Missouri 12 2003
 Farmer, Tom, (RB) Iowa 46 1946
 Farr Jr., Mel, (RB) UCLA 34 1989
 Farr, D'Marco, (DT) Washington 75 1994-2000
 Faryniarz, Brett, (LB) San Diego State 51 1988-91
 Faulk, Marshall, (RB) San Diego State 28 1999-2006
 Faulk, Trev, (LB) LSU 57 2003-05
 Faulkner, Chris, (TE) Florida 88 1984
 Fawcett, Jake, (T) SMU 57/42 1942, 44, 46
 Fears, Tom, (E) UCLA 55/80 1948-56
 Feeley, A.J., (QB) Oregon 4 2010-11
 Fells, Daniel, (TE) California-Davis 46 2008-10
 Ferragamo, Vince, (QB) Nebraska 15 1977-80, 82-84
 Ferris, Neil, (DB) Loyola (CA) 80 1953
 Fichtel, Brad, (G) Eastern Illinois 68 1994
 Ficken, Sam, (K) Penn State 5 2017-18
 Fields, Mark, (LB) Washington State 55 2001
 Figaro, Cedric, (LB) Notre Dame 53 1995-96
 Finch, Karl, (E) Cal Poly-Pomona 88 1962
 Finlay, Jack, (G) UCLA 68 1947-51
 Finnegan, Cortland, (CB) Samford 31 2012-13
 Fisher, Bryce, (DE) Air Force Academy 94 2002-04
 Fisher, Tony, (RB) Notre Dame 30 2006
 Fisher, Travis, (CB) Central Florida 22 2002-06
 Fisk, Jason, (DT) Stanford 96 2006
 Fitzpatrick, Ryan, (QB) Harvard 12/11 2005-06
 Flannery, John, (C) Syracuse 63 1998-99
 Fletcher, Bradley, (CB) Iowa 32 2009-12
 Fletcher, London, (LB) John Carroll 59 1998-2001
 Floyd, Leonard (LB) Georgia 54 2020-
 Foles, Nick, (QB) Arizona 5 2015
 Folkerts, Brian, (OL) Washburn 67 2015
 Forrest, Josh, (LB) Kentucky 59 2016
 Foster, Brooks, (WR) North Carolina 83 2009
 Foster, Renardo, (T) Louisville 70 2010
 Fowler Jr., Dante, (OLB) 56 2018-19
 Flowers, Erik, (DE) Arizona State 96 2003-04
 Floyd, Malcolm, (WR) Fresno State 82 1997
 Fournet, Sid, (DT) LSU 68 1955-56
 Fox, Morgan, (DE) Colorado State-Pueblo 70 2016-17
 Fox, Tim, (S) Ohio State 48 1985-86
 Fraley, Hank, (C) Robert Morris 65 2010
 France, Doug, (T) Ohio State 77 1975-81
 Francis, Jon, (RB) Boise State 35 1987
 Franckhauser, Tom, (DB) Purdue 81 1959
 Franklin-Myers, John, (DL) Stephen F. Austin 94 2018-
 Frerotte, Gus, (QB) Tulsa 12 2006-07
 Friend, Benjamin, (T) LSU 35 1939
 Fry, Bob, (T) Kentucky 75 1953-59
 Fry, Dustin, (C) Clemson 62 2007
 Fuller, Frank, (DT) Kentucky 71 1953-58



Rams All-Time Roster



Fuller, Steve, (QB) Clemson	4	1983
Fulton, Ed, (G) Maryland	68	1978
Furrer, Will, (QB) Virginia Tech	9	1997
Furrey, Mike, (WR/S) Northern Iowa	82/25	2003-05

Gurley II, Todd, (RB) Georgia	30	2015-19
Gutknecht, Albert, (G) Niagara	25	1944
Guzik, John, (LB) Pittsburgh	60	1959-60



G



Gabriel, Roman, (QB) North Carolina State	18	1962-72
Gado, Samkon, (RB) Liberty	38	2008-09
Gaines, E.J., (CB) Missouri	33	2014-16
Gaines, Greg, (DT) Washington	91	2019-
Gallovich, Anthony, (B) Wake Forest	1	1941
Ganaway, Terrance, (RB) Baylor	42	2012
Gandy, Wayne, (T) Auburn	70	1994-98
Garcia, Frank, (C) Washington	65	2001-02
Garrett, Kevin, (CB) SMU	21	2003-04
Gary, Cleveland, (RB) Miami (FL)	43	1989-93
Gary, Willie, (S) Kentucky	30	2001
Gaskins, Percell, (LB) Kansas State	54	1996
Geddes, Ken, (LB) Nebraska	36	1971-75
Gehrke, Clarence (Fred), (RB) Utah	18	1940, 45-49
George, Bill, (LB) Wake Forest	61	1966
Gerak, John, (G) Penn State	66	1997
Geredine, Tom, (WR) Northeast Missouri State	87	1976
Germaine, Joe, (QB) Ohio State	9	1999-2000
Gervase, Jake, (S) Iowa	39	2019
Giannoni, John, (E) St. Mary's (CA)	19	1938
Gibson, Brandon, (WR) Washington State	11	2009-12
Gibson, Gary, (DT) Rutgers	71	2009-11
Gibson, Tom, (DE) Northern Arizona	75	1991
Gibson, William, (Joe), (E) Tulsa	63	1942, 44
Gift, Wayne, (QB) Purdue	3	1937
Gilbert, Lewis, (TE) Florida	89	1981
Gilbert, Sean, (DT) Pittsburgh	90	1992-95
Gill, Owen, (RB) Iowa	30	1987
Gillette, James, (RB) Virginia	9/24	1940, 44-45
Gilyard, Mardy, (WR) Cincinnati	81	2010
Giordano, Matt, (S) Cal	27	2013
Givens, Chris, (WR) Wake Forest	13	2012-15
Glover, La'Roi, (DT) San Diego State	97	2006-08
Goddard, Edwin, (RB) Washington State	7/28	1937-38
Godfrey, Herbert, (E) Washington State	46	1942
Goeas, Leo, (G) Hawaii	79	1993-96
Goebel, Hank, (T) Cal State-Fullerton	63	1987
Goff, Jared, (QB) California	16	2016-
Goldberg, Adam, (G/T) Wyoming	72/73	2006-11
Goodnight, Owen, (RB) Hardin-Simmons	16	1941
Goodspeed, Joey, (RB) Notre Dame	44	2003-04
Goolsby, James, (C) Mississippi State	24	1940
Goolsby, Mike, (LB) Notre Dame	51	2005
Gordon, Dick, (WR) Michigan State	5	1972-73
Gordon, Lamar, (RB) North Dakota State	34	2002-03
Gordy, Josh, (CB) Central Michigan	38	2011
Gorin, Brandon, (T) Purdue	77	2007-08
Gorrer, Danny, (CB) Texas A&M	25	2009
Gossett, Bruce, (K) Richmond	30	1964-64
Grant, Larry, (LB) Ohio State	59	2008-10
Grant, Otis, (WR) Michigan State	82	1983-84
Grasmanis, Paul, (DT) Notre Dame	95	1999
Gratz, Dwayne, (DB) Connecticut	21	2016
Gravelle, Gordon, (T) BYU	73	1979
Gray, Jerry, (CB) Texas	25	1985-91
Greco, John, (G) Toledo	79	2008-10
Green, Aaron, (RB) TCU	36	2016
Green, Brandon, (DE) Rice	93	2005-06
Green, Gary, (CB) Baylor	27	1984-85
Green, Gaston, (RB) UCLA	44	1988-90
Green, Harold, (RB) South Carolina	30	1996
Green, Trent, (QB) Indiana	10/12	2000, 2008
Greene, Kevin, (LB) Auburn	91	1985-92
Greenwood, Donald, (RB) Illinois	66	1945
Gregory, Jack, (G) Tennessee-Chattanooga	23	1941
Gremminger, Hank, (DB) Baylor	46	1966
Grier, Roosevelt, (DT) Penn State	76	1963-66
Griffin, Bob, (C) Arkansas	58	1953-57
Griffin, Courtney, (CB) Fresno State	42	1992-93
Griffin, John, (DB) Memphis State	45	1963
Griffith, Howard, (RB) Illinois	30	1993-94
Grigsby, Nicholas, (LB) Pittsburgh	55	2016
Groce, DeJuan, (CB) Nebraska	24	2003-05
Gruddauria, Mike, (C) Central Florida	60	1996-99
Gudauskas, Peter, (G) Murray State	3	1940
Guillory, Anthony, (LB) Lamar Tech	88	1965, 67-68
Guman, Mike, (RB) Penn State	44	1980-88

H



Haayer, Adam, (T) Minnesota	64	2006
Haden, Pat, (QB) USC	11	1976-81
Hadl, John, (QB) Kansas	21	1973-74
Hagens, Marques, (WR) Virginia	15	2007
Hager, Britt, (LB) Texas	57	1997
Hager, Bryce, (LB) Baylor	54	2015-
Haggan, Mario, (LB) Mississippi State	51	2012
Hager, Bryce, (LB) Baylor	54	2016-19
Hakim, Az-Zahir, (WR) San Diego State	81	1998-2001
Hall, Alvin, (DB) no college	46	1961-63
Hall, Dante, (WR) Texas A&M	82	2007-08
Hall, Darryl, (CB) San Diego State	27	1987
Hall, James, (DE) Michigan	96	2007-11
Hall, Jeff, (K) Tennessee	5	2000
Hall, Parker, (RB) Mississippi	32	1939-42
Halleck, Paul, (E) Ohio	16	1937
Halliday, Jack, (DT) SMU	36	1951
Halverson, Dean, (LB) Washington	56	1968, 72
Haman, John, (C) Northwestern	15	1940-41
Hamilton, Raymond, (E) Arkansas	27/44	1938, 44-47
Hanneman, Charles, (E) Eastern Michigan	31	1941
Harding, Roger, (C) California	15	1945-45
Hardy, Jim, (QB) USC	21	1946-48
Hargain, Tony, (WR) Oregon	47	1993
Hargrove, Anthony, (DE) Georgia Tech	95	2004-06
Harkey, Cory, (TE) UCLA	46	2012-16
Harmon, Tom, (RB) Michigan	98	1946-47
Harrah, Dennis, (G) Miami (FL)	60	1975-87
Harris, Al, (CB) Texas A&M (Kingsville)	31	2011
Harris, Arlen, (RB) Virginia	33	2003-05
Harris, Derrick, (RB) Miami (FL)	34/33	1996-99
Harris, Eric, (DB) Memphis State	26	1983-85
Harris, James, (DE) Temple	99	1996
Harris, James, (QB) Grambling	12	1973-76
Harris, Jim, (DB) Oklahoma	44	1958
Harris, Joe, (LB) Georgia Tech	51	1979-81
Harris, Kay-Jay, (RB) West Virginia	33	2006
Harris, Marv, (LB) Stanford	60	1964
Harrison, Dennis, (DE) Vanderbilt	68	1985
Harry, Emile, (WR) Stanford	22	1992
Hart, Clinton, (S) Central Florida CC	42	2009
Hatcher, Dale, (P) Clemson	3	1985-89, 91
Hatfield, Dominique, (CB) Utah	36	2017-2018
Hauser, Art, (DT) Xavier (OH)	65	1954-57
Havenstein, Rob, (T) Wisconsin	79	2015-
Hawkins, Bill, (DT) Miami (FL)	70	1989-92
Hawthorne, Michael, (S) Purdue	27	2005
Hayes, Eric, (DT) Florida State	93	1992
Hayes, Larry, (C) Vanderbilt	31	1962-63
Hayes, William, (DE) Winston-Salem State	95	2012-16
Haymond, Alvin, (DB) Southern (LA)	23	1969-71
Haynes, Hall, (DB) Santa Clara	22	1954-56
Heard, Kellen, (DT) Memphis	96	2012
Heckard, Steve, (E) Davidson	20	1965-66
Hecker, Bob, (DB) Baldwin-Wallace	48	1952
Hecker, Norb, (DB) Baldwin-Wallace	88	1951-53
Hector, Willie, (T) Pacific	62	1961
Hedgecock, Madison, (FB) North Carolina	44	2005-07
Heineman, Ken, (B) Texas Mines	7	1940
Hekker, Johnny, (P) Oregon State	6	2012-
Helton, Barry, (P) Colorado	9	1991
Hemingway, Temarrick, (TE) South Carolina State	84	2016-18
Henderson Jr., Darrell, (RB) Memphis	27	2019-
Henderson, Wymon, (CB) UNLV	24	1993-94
Henley, Darryl, (CB) UCLA	20	1989-94
Henley, June, (RB) Kansas	26	1998
Henry, Bernard, (WR) Arizona State	82	1987
Henry, Mike, (LB) USC	53	1962-64
Henry, Urban, (DT) Georgia Tech	67	1961
Herring, Kim, (S) Penn State	20	2001-03
Herring, Will, (LB) Auburn	54	2014
Herrmann, Mark, (QB), Purdue	9	1988-89
Hershhey, Kirk, (E) Cornell	22	1941
Hesse, Jon, (LB) Nebraska	53	1998
Hester, Jessie, (WR) Florida State	86	1994-95
Hetherington, Chris, (RB) Yale	44	2002
Heyward, Craig (Ironhead), (RB) Pittsburgh	34	1997
Hickey, Howard (Red), (E) Arkansas	53	1941, 45-48
Hicks, Clifford, (CB) Oregon	28/23	1987-90



Rams All-Time Roster



Hicks, Victor, (TE) Oklahoma	81	1980
Higbee, Tyler, (TE) Western Kentucky	89	2016-
Hightower, John (Ben), (E) Sam Houston	53	1942
Hill, David, (TE) Texas A&I	81	1983-87
Hill, Drew, (WR) Georgia Tech	87	1979-84
Hill, Eddie, (RB) Memphis State	24	1979-80
Hill, Eric, (LB) LSU	54	1998
Hill, Greg, (RB) Texas A&M	27	1998
Hill, Kent, (G) Georgia Tech	72	1979-86
Hill, Shaun, (QB) Maryland	14	2014
Hill, Troy, (CB) Oregon	32/20/22	2016-
Hill, Tye, (CB) Clemson	26	2006-08
Hill, Winston, (T) Texas Southern	73	1977
Hirsch, Elroy (Crazylegs), (E/RB) Wisconsin	40	1949-57
Hitt, Joel, (E) Mississippi College	7	1939
Hobgood-Chittick, Nate, (DT) North Carolina	95	1999-2000
Hock, John, (G) Santa Clara	63	1953-57
Hocker, Zach, (K) Arkansas	2	2015
Hodges, Reggie, (P) Ball State	4	2005
Hodgins, James, (FB) San Jose State	42	1999-2002
Hoerner, Dick, (RB) Iowa	31	1947-51
Hoffman, Bob, (RB) USC	16	1946-48
Holcombe, Robert, (RB) Illinois	25	1998-2001
Holladay, Bob, (RB) Tulsa	46	1956
Holliday, Marcus, (RB) Memphis	31	1996
Holland, Jeff (LB) Auburn	46	2019
Holohan, Pete, (TE) Notre Dame	81	1988-90
Holovak, Mike, (RB) Boston College	45	1946
Holt, Torry, (WR) North Carolina State	88/81	1999-2008
Holtzman, Glenn, (T) North Texas State	79	1955-58
Homco, Thomas, (LB) Northwestern	57	1993-96
Hood, Rod, (CB) Auburn	26	2011
Hoomanawanui, Michael, (TE) Illinois	86	2010-11
Hope, Neil, (LB) USC	96	1987
Horan, Mike, (P) Long Beach State	2	1997, 99
Hord, Roy, (G) Duke	64	1960-62
Horne, Tony, (WR) Clemson	82	1998-2000
Horton, Greg, (G) Colorado	63	1976-78, 80
Horvath, Les, (RB) Ohio State	12	1947-48
House, Kevin, (WR) Southern Illinois	83	1986-87
Houser, John, (C/G) Redlands	63	1957-59
Howard, Brian, (DT) Idaho	98	2004-05
Howard, Dana, (LB) Illinois	50	1995
Howard, Gene, (DB) Langston	21	1971-72
Howard, Travin, (LB) Texas Christian	48	2019-
Hubbell, Frank, (DE/TE) Tennessee	46	1947-49
Huerta, Carlos, (K) Miami (FL)	6	1996
Huffman, Dick, (T) Tennessee	20	1947-50
Huggins, Roy, (FB) Vanderbilt	53	1944
Hughes, Ed, (DB) Tulsa	49	1954-55
Hughes, Kevin, (G) SE Louisiana	34	2011
Hull, Josh, (LB) Penn State	56	2010-12
Humphrey, Bobby, (CB) New Mexico State	48	1990
Humphrey, Buddy, (QB) Baylor	10	1959-60
Hunter, Art, (C) Notre Dame	56	1960-64
Hunter, Tony, (TE) Notre Dame	87	1985-85
Hunter, Wayne, (T) Hawaii	72	2012
Hupke, Thomas, (G) Alabama	1/22	1938-39
Hyder, Gaylon, (DT) TCU	94	1999-2000

Janerette, Charlie, (G) Penn State	67	1960
Janiak, Len, (FB) Ohio	38	1940-42
Jaworski, Ron, (QB) Youngstown State	16	1974-76
Jenkins (Cox), Robert, (T) UCLA	72	1987-93
Jenkins, Carlos, (LB) Michigan State	51	1995-96
Jenkins, Jr., Billy, (S) Howard	22	1997-99
Jenkins, Janoris, (CB) Northern Alabama	21	2012-15
Jerue, Mark, (LB) Washington	59	1983-89
Jessie, Ron, (WR) Kansas	81	1975-79
Jeter, Gary, (DE) USC	77	1983-88
Jobko, Bill, (LB) Ohio State	57	1958-62
Jodat, Jim, (RB) Carthage	43	1977-79
Johns, Freeman, (WR) SMU	88	1976-77
Johnson, Bill, (DT) Michigan State	79	1997
Johnson, Chris, (CB) Louisville	37	2005
Johnson, Clyde, (T) Kentucky	8	1946-47
Johnson, Damone, (TE) Cal Poly-SLO	86	1986-92
Johnson, Darcy, (TE) Central Florida	87	2010
Johnson, Donald, (C) Northwestern		1942
Johnson, Holbert, (CB) New Mexico State	46	1987
Johnson, Isaiah, (DB) Georgia Tech	27	2016-18
Johnson III, John, (S) Boston College	43	2017-
Johnson, Johnnie, (S) Texas	20	1980-89
Johnson, Marquis, (S) Alabama	25	2010-11
Johnson, Marvin, (DB) San Jose State	27	1951-52
Johnson, Mitch, (T) UCLA	70	1969-70
Johnson, Ray, (HB) Denver	12	1937-38
Johnson, Samuel, (WR) Prairie View A&M	89	1987
Johnson, Todd, (S) Florida	25	2007-08
Johnson, Trevor, (DE) Nebraska	93	2007
Johnson, Trumaine, (CB) Montana	22	2012-17
Jones, A.J., (RB) Texas	24	1982-85
Jones, Barrett, (C/G) Alabama	67	2013-14
Jones, Bert, (QB) LSU	17	1982
Jones, Clarence, (T) Maryland	72	1994-95
Jones, Cody, (DT) San Jose State	76	1974-78, 80-82
Jones, David (Deacon), (DE) South Carolina State	75	1961-71
Jones, Donnie, (P) LSU	5	2007-11
Jones, Ernie, (WR) Indiana	86	1993
Jones, Gordon, (WR) Pittsburgh	25	1983-84
Jones, Harvey, (RB) Baylor	12	1944-45
Jones, Jimmie, (DT) Miami (FL)	98	1994-96
Jones, Jimmy, (RB) Washington	37	1958
Jones, Mike A., (LB) Missouri	52	1997-2000
Jones, Mike D., (DE) North Carolina State	90	1998
Jones, Nate, (WR) Texas	18	2009
Jones, Robert, (LB) East Carolina	55	1996-97
Jones, Rod, (T) Kansas	60	2001
Jones, Willie, (T) Grambling	70	1999
Jordan, Jeff, (RB) Washington	31	1970
Jordan, Michael, (CB) Missouri Western	35	2016
Joseph, Davin, (T) Oklahoma	69	2014
Joseph-Day, Sebastian, (DT) Rutgers	69	2018-
Josephson, Les, (RB) Augustana	34	1964-67, 69-74
Joyner, Lamarcus, (DB) Florida State	20	2014-18
Jue, Bhawoh, (S) Penn State	33	2007
Justin, Paul, (QB) Arizona State	16	1999-2001
Justin, Sid, (CB) Long Beach State	31/29	1979



I



Iglehart, Floyd, (DB) Wiley	49	1958
Iman, Ken, (C) Southeast Missouri State	50	1965-74
Incognito, Richie, (C/G) Nebraska	68	2005-09
Irvin, LeRoy, (CB) Kansas	47	1980-89
Irwin, Heath, (G) Colorado	63	2002
Israel, Steve, (CB) Pittsburgh	31	1992-94
Isselhardt, Ralph, (G) Franklin (IN)	15	1937
Ivy, Corey, (CB) Oklahoma	35	2005
Iwuoma, Chidi, (CB) California	20	2006



J



Jackson, Alfred, (CB) San Diego State	31	1989-90
Jackson, Brian, (CB) Oklahoma	22	2011
Jackson, Harold, (WR) Jackson State	29	1968, 73-77
Jackson, Kirby, (CB) Mississippi State	36	1987
Jackson, Monte, (CB) San Diego State	28	1975-77
Jackson, Rusty, (P) LSU	9	1976
Jackson, Steven, (RB) Oregon State	39	2004-12
Jackson, Tyoka, (DT) Penn State	97	2001-05
Jacobs, Jack, (QB) Oklahoma	43	1942, 45
Jacoby, Mitch, (TE) Northern Illinois	46/89	1997-98
James, Jesse, (C) Mississippi State	69	1995-96



K



Kabealo, Michael, (RB) Ohio State	16	1944
Kacyvensky, Isaiah, (LB) Harvard	58	2006
Kalafat, Jim, (LB) Montana State	92	1987
Kalmanir, Tom (Cricket), (RB) Nevada	24	1949-51
Kamana, John, (RB) USC	46	1984
Karney, Mike, (FB) Arizona State	44	2009-2010
Karras, Ted, (G) Indiana	71	1966
Karrilvacz, Carl, (DB) Syracuse	31	1959-60
Karrs, John, (QB) Duquesne	35	1944
Kay, Rick, (LB) Colorado	52	1975-77
Kazadi, Muadianvita, (LB) Tulsa	59	1997
Keane, Tom, (DB) West Virginia	10	1948-51
Keeble, Joe, (RB) UCLA	9	1937
Keenum, Case, (QB) Houston	17	2014-16
Kehl, Bryan, (LB) BYU	50	2010-11
Kelly, Joe, (LB) Washington	52	1994
Kelly, John, (RB) Tennessee	42	2018-
Kelm, Larry, (LB) Texas A&M	52	1987-92
Kelsay, Chad, (LB) Nebraska	58	2000
Kemp, Jeff, (QB) Dartmouth	9	1981-85
Kendricks, Lance, (TE) Wisconsin	88	2011-16
Kenerson, John, (T) Kentucky State	72	1960
Kennedy, Jimmy, (DT) Penn State	73	2003-06
Kennison, Eddie, (WR) LSU	88	1996-98, 2008



Rams All-Time Roster



Kent, Jordan, (WR) Oregon	87	2009
Kersten, Wally, (T) Minnesota	79	1982
Kilgore, Jon, (P) Auburn	13	1965-67
Kimbrough, Elbert, (DB) Northwestern	83	1961
Kinchen, Todd, (WR) LSU	81	1992-95
Kinek, Michael, (E) Michigan State	9	1940
King, Andy, (T) Illinois State	68	2002-03
King, Justin, (CB) Penn State	32	2008-11
Kirk, Ken, (C) Mississippi	51	1963
Kirksey, Jon, (G/DT) Sacramento State	65	1995-96
Kiser, Micah, (LB) Virginia	59	2018-
Klein, Bob, (TE) USC	80	1969-76
Klopfenstein, Joe, (TE) Colorado	82/88	2006-08
Klosterman, Don, (QB) Loyola (CA)	10	1952
Klostermann, Bruce, (LB) North Dakota State	97	1990
Knight, Marion, (DE) UNLV	79	1987
Koch, George, (RB) St. Mary's (TX)	19	1945
Konetsky, Floyd, (E) Florida	38	1944-45
Kostiuk, Michael, (T) Detroit Tech H.S.	28	1941
Kovatch, John, (E) Northwestern	16	1938
Kowalski, Gary, (T) Boston College	76	1983
Krause, William, (G) Baldwin-Wallace	37	1938
Krieder, Dan, (FB) New Hampshire	36	2008
Ksionyak, John, (QB) St. Bonaventure	26	1947
Kupp, Cooper, (WR) Eastern Washington	18/10	2017-
Kush, Eric, (C) California (Pa.)	60	2015
Kyle, Jason, (LB) Arizona State	58	2000



L



LaChapelle, Sean, (WR) UCLA	88	1993
LaHood, Mike, (G) Wyoming	64/68	1969, 71-72
Laing, Aaron, (TE) New Mexico State	45/86	1996-98
Lamson, Chuck, (DB) Wyoming	44	1965-67
Landeta, Sean, (P) Towson State	5	1993-96, 2003-04
Lane, Dick (Night Train), (DB) Scottsbluff J.C.	81	1952-53
Lang, David, (RB) Northern Arizona	38	1991-94
Lang, Israel, (RB) Tennessee State	39	1969
Lange, Bill, (G) Dayton	26/65	1951-52
Langford, Kendall, (DT) Hampton	98	2012-14
Lansford, Buck, (G) Texas	63	1958-60
Lansford, Mike, (K) Washington	4/1	1982-90
Lapka, Myron, (DT) USC	67	1982-83
Larsen, Gary, (DT) Concordia	83	1964
Lassiter, Kwamie, (S) Kansas	42	2004
Latin, Jerry, (RB) Northern Illinois	36	1978
Laughlin, Jim, (LB) Ohio State	57	1985-86
Laurinaitis, James, (LB) Ohio State	55	2009-15
Lawler, Justin, (DL) SMU	53	2018-
Lazetich, Milan, (G) Michigan	27	1945-50
Lazetich, William, (RB) Montana	24	1939, 42
Lear, Leslie, (G) Manitoba, Canada	41	1944-46
Leber, Ben, (LB) Kansas State	59	2011
Leckey, Nick, (G) Kansas State	60	2007-08
Lee, Amp, (RB) Florida State	31	1997-99
Lee, Bob, (QB) Pacific	19	1979-80
Leggett, Earl, (LB) LSU	72	1966
Lehr, Matt, (C) Virginia Tech	69	2004
Lenon, Paris, (LB) Richmond	53	2009
Leonard, Brian, (RB) Rutgers	23	2007-08
Leonard, Louis, (DT) Fresno State	71	2007
Lester, Tim, (RB) Eastern Kentucky	34	1992-94
Levitt, Chad, (RB) Cornell	34	1999
LeVoir, Mark, (T) Notre Dame	75	2007, 2011
Levy, Leonard (Butch), (T) Minnesota	76	1945-46
Lewis, Arthur, (G) Ohio	11	1938-39
Lewis, Chad, (TE) BYU	49	1989-99
Lewis, Damione, (DT) Miami (FL)	92	2001-05
Lewis, David, (LB) USC	51	1983
Lewis, Michael, (S) Colorado	22	2010
Lewis, Woodley, (DB/E) Oregon	30/20	1950-55
Liles, Elvin, (G) Oklahoma A&M	17	1945
Lilja, George, (C) Michigan	59	1982-83
Lilly, Sammy, (CB) Georgia Tech	27	1991-92
Lincoln, Jeremy, (CB) Tennessee	39	1996
Lipscomb, Gene, (DT) no college	78	1953-55
Little, Leonard, (LB/DE) Tennessee	57/91	1998-2009
Littlefield, Carl, (RB) Washington State	34	1938
Littleton, Cory, (LB) Washington	58	2016-19
Livingston, Cliff, (LB) UCLA	58	1963-65
Livingston, Ted, (T/G) Indiana	18/31	1937-40
Lloyd, Brandon, (WR) Illinois	83	2011
Locklin, Kerry, (TE) New Mexico State	83	1982
Lofton, James, (WR) Stanford	22	1993
Lohmiller, Chip, (K) Minnesota	8	1996

Lomack, Tony, (WR) Florida	82	1990
Loneker, Keith, (G) Kansas	64	1993-95
Long, Bob, (LB) UCLA	84	1960-61
Long, Bob, (WR) Wichita State	86	1970
Long, Chris, (DE) Virginia	72/91	2008-15
Long, Chuck, (QB) Iowa	16	1990
Long, Darren, (TE) Long Beach State	45	1986
Long Jr., David, (CB) Michigan	25	2019-
Long, Jake, (T) Michigan	77	2013-14
Longacre, Matt, (DE) Northwest Missouri State	96	2015-18
Looker, Dane, (WR) Washington	89	2002-08
Lothridge, Billy, (P) Georgia Tech	10	1965
Love, Duval, (G) UCLA	67	1985-91
Love, John, (WR) North Texas State	49	1972
Loverne, David, (G) San Jose State	61	2003
LoVetere, John, (DT) Compton J.C.	76	1959-62
Loyd, Jeremy, (LB) Iowa State	56	2003-04, 05
Lucas, Cornelius, (T) Kansas State	73	2017-
Lucas, Justin, (S) Abilene Christian	41	2004
Lundy, Lamar, (DE/TE) Purdue	85	1957-69
Lyght, Todd, (CB) Notre Dame	41	1991-2000
Lyle, Keith, (S) Virginia	35	1994-2000
Lyman, Delbert, (T) UCLA	1/45	1941, 44
Lynch, Cameron, (LB) Syracuse	50	2015, 2017



M



Mack, Tom, (G) Michigan	65	1966-78
Maddox, Tommy, (QB) UCLA	8	1994
Magnani, Dante, (RB) St. Mary's (CA)	8/24	1940-42, 47-48
Maher, Francis, (B) Toledo	9	1941
Manning Jr., Ricky, (CB) UCLA	27	2008
Mannion, Sean, (QB) Oregon State	14	2015-18
Manumaleuna, Brandon, (TE) Arizona	86	2001-05
Marchlewski, Frank, (C) Minnesota	56	1965, 68-69
Marconi, Joe, (RB) West Virginia	34	1956-61
Markov, Victor, (T) Washington	12	1938
Marquez, Bradley, (WR) Texas Tech	15	2015-16
Marshall, Larry, (WR) Maryland	44	1978
Martin, Aaron, (DB) North Carolina College	42	1964-65
Martin, Chris, (LB) Auburn	53	1993-94
Martin, Jamie, (QB) Weber State	8/9/10/12/11	1993-96, 2001-02, 04-05
Martin, John, (C) Navy	23	1947-49
Martin, Ruvell, (WR) Saginaw Valley State	82	2009
Maslowski, Matt, (WR) San Diego	48	1971
Mason, Tommy, (RB) Tulane	20	1967-70
Mason, Tre, (RB) Auburn	27	2014-15
Massey, Chris, (LS/FB) Marshall	45	2002-10
Matau, Chris, (G) BYU	51	1987
Matheson, Riley, (G/LB) Texas Mines	11/13	1939-42, 44-47
Matson, Ollie, (RB/E) USF	33	1959-62
Mattison, Bryan, (G) Iowa	67	2011
Matthews, Clay, (LB) Southern California	52	2019
Mattos, Harry, (RB) St. Mary's (CA)	7	1937
Maumalanga, Chris, (DT) Kansas	98	1997
May, Francis (Jack), (C) Centenary	24	1938
Mayes, Carl, (RB) Texas	49	1952
McBride, Tod, (S) UCLA	27	2004
McBurrows, Gerald, (S) Kansas	23	1995-98
McCleor, Dexter, (CB) Clemson	24/21	1997-2002
McColum, Andy, (C/G) Toledo	64/67	1999-2007
McCormick, Tom, (RB) Pacific	23	1953-55
McCutcheon, Lawrence, (RB) Colorado State	30	1972-79
McDonald, James, (TE) USC	83	1983-85, 87
McDonald, Mike, (LB) USC	63	1983-84, 86-91
McDonald, Shaun, (WR) Arizona State	84	2003-06
McDonald, Tommy, (WR) Oklahoma	29	1965-66
McDonald, T.J., (S) USC	25	2013-16
McDonough, Paul, (E) Utah	19	1939-41
McFadden, Marshall, (LB) South Carolina State	51	2014
McFadin, Bud, (DT/T) Texas	62	1952-56
McGarigle, Tim, (LB) Northwestern	59	2007
McGarry, Barney, (G) Utah	30	1939-42
McGee, Brandon, (CB) Miami (Fla.)	32	2013-14
McGee, Buford, (RB) Mississippi	24	1987-91
McGee, Willie, (WR) Alcorn A&M	24	1974-75
McGlasson, Ed, (C) Youngstown State	54	1980
McGrorty, Dusty, (RB) Southern Oregon	36	2004
McIlhany, Dan, (DB) Texas A&M	17	1965
McIntosh, Rocky, (LB) Miami (Fla.)	50	2012
McJulien, Paul, (P) Jackson State	16	1993
McKee, Ryan, (T) Southern Mississippi	68	2009
McKeever, Marlin, (LB/TE) USC	86	1961-66, 71-72
McKinnely, Phil, (T) UCLA	73	1981



Rams All-Time Roster



McKinney, Jeremy, (T) Iowa	68	1998
McLain, Kevin, (LB) Colorado State	50	1976-79
McLaughlin, Leon, (C) UCLA	50	1951-55
McLaughlin, Steve, (K) Arizona	3	1995
McLeod, Rodney, (S) Virginia	23	2012-15
McMichael, Randy, (TE) Georgia	84	2007-09
McMillan, Eddie, (CB) Florida State	41	1973-75
McNeal, Travis, (TE) Tennessee-Chattanooga	82	1992-93
McNeill, Mike, (TE) Nebraska	82	2012-13
McNeil, Ryan, (CB) Miami (FL)	47	1997-98
McQuaide, Jake, (LS) Ohio State	44	2011-
McRaven, William, (RB) Murray State	22	1939
McRoberts, Paul, (WR) Southeast Missouri State	8/12	2016
Meador, Ed, (DB) Arkansas Tech	21	1959-70
Meisner, Greg, (DE) Pittsburgh	60	1981-88
Mello, Jim, (RB) Notre Dame	65	1948
Mergenthal, Art, (G) Notre Dame	31	1945-46
Messner, Mark, (LB) Michigan	60	1989
Michaels, Lou, (DE) Kentucky	55	1958-60
Mickel, Jeff, (T) Eastern Washington	77	1990
Middleton, Ron, (TE) Auburn	87	1994
Mikell, Quintin, (S) Boise State	27	2011-12
Milinchik, Joe, (G) North Carolina State	71	1990-92
Millen, Hugh, (QB) Washington	12	1987
Miller, Brit, (FB) Illinois	49	2010-12
Miller, Charles, (G) Purdue	25	1937
Miller, Chris, (QB) Oregon	13/12	1994-95
Miller, Clark, (DE) Utah State	78	1970
Miller, Drew, (C) Florida	67	2011
Miller, Fred, (T) Baylor	73	1996-99
Miller, Keith, (LB) California	53	2000
Miller, Paul, (DE) LSU	81	1954-57
Miller, Nick, (WR) Southern Utah	17	2011
Miller, Ralph, (T) Rice	38/27	1937-38
Miller, Ron, (E) USC	89	1956
Miller, Ron, (QB) Wisconsin	9	1962
Miller, Shawn, (NT) Utah State	98	1984-89
Miller, Willie, (WR) Colorado State	82	1978-82
Milligan, Hanik, (S) Houston	37	2007
Milner, Billy, (T) Houston	77	1996
Minor, Travis, (RB) Florida State	22	2007-08
Misko, John, (P) Oregon State	6	1982-84
Mitchell, Lydell, (RB) Penn State	22	1980
Moan, Emmett (Kelly), (RB) West Virginia	6	1939
Mobley, Stacey, (WR) Jackson State	81	1987
Molden, Frank, (DT) Jackson State	78	1965
Monaco, Raymond, (G) Holy Cross	16	1945
Montgomery, Tyrone, (RB) Mississippi	25	1995
Moore, Eric, (DE) Florida State	92	2006-08
Moore, Jeff, (WR) Tennessee	86	1980-81
Moore, Jerald, (RB) Oklahoma	44	1996-98
Moore, Malcolm, (TE) USC	84	1987
Moore, Tom, (RB) Vanderbilt	25	1966
Moran, Sean, (DE) Colorado State	77	2000-01
Morris, George, (RB) Baldwin-Wallace	4	1941-42
Morris, Jack, (DB) Oregon	40	1958-60
Morris, Larry, (LB) Georgia Tech	56/31	1955-57
Morrow, John, (C) Michigan	51	1956-59
Morton, Mike, (LB) North Carolina	58	1999
Moss, Brent, (RB) Wisconsin	31	1995
Mucha, Rudolph, (G) Washington	27	1941, 45
Mulligan, Matthew, (TE) Maine	82	2012
Mundt, Johnny, (TE) Oregon	82	2017-
Munson, Bill, (QB) Utah State	19	1964-67
Murphy, Harvey (Ham), (E) Mississippi	28	1940
Murphy, Jerome, (CB), South Florida	23	2010
Murphy, Pace, (T) Northwest Louisiana	72	2016
Murphy, Phil, (DT) South Carolina State	95	1980-81
Murphy, Yo, (WR) Idaho	83	2001-02
Murray, Joe, (G) USC	76	1987
Myers, Brad, (RB) Bucknell	28	1953-56
Myers, Jack, (RB/DB) UCLA	31	1952



N



Namath, Joe, (QB) Alabama	12	1977
Natson, JoJo, (WR) Akron	19	2018-19
Naumetz, Fred, (LB/C) Boston College	22	1946-50
Nead, Spencer, (TE/FB) BYU	47	2003
Neary, Aaron, (C/G) Eastern Washington	72	2017-2018
Neill, Ryan, (LS) Rutgers	92	2009
Nelson, Bill, (DT) Oregon State	67	1971-75
Nelson, Chuck, (K) Washington	13	1983
Nelson, Terry, (TE) Arkansas AM&N	83	1973-80
Nemeth, Stephen, (QB) Notre Dame	10	1945

Ness, Nate, (CB) Arizona	30	2011
Nettles, Jim, (DB) Wisconsin	19	1969-72
Newberry, Tom, (G) Wisconsin-LaCrosse	66	1986-94
Newman, Anthony, (S) Oregon	26	1988-94
Newsome, Vince, (S) Washington	22	1983-90
Newton, Tony, (LB) Utah State	51	2004
Nichols, Bob, (T) Stanford	77	1966-67
Niklos, J.R., (RB) Western Illinois	25	2002
Nix, John, (B) Mississippi State	6	1940
Nixon, David, (LB) Brigham Young	51	2010-11
Noa, Kaulana, (T) Hawaii	71	2000-01
Noble, Don, (TE) California	86	1987
Noll, Ben, (G/T) Pennsylvania	64	2005
Norwood, Jerious, (RB) Mississippi State	34	2011
Noteboom, Joseph, (OL) Texas Christian	70	2018-
Nsekhe, Ty, (T) Texas State	60	2012
Null, Keith, (QB) West Texas A&M	9	2009
Nützen, Tom, (C/G) Western Michigan	61	1998-2002, 04-05
Nuzum, Rick, (C) Kentucky	51	1977



O



O'Berry, Herman, (CB) Oregon	42	1996
O'Neal, Leslie, (DE) Oklahoma State	91	1996-97
O'Neill, William, (RB) Detroit		1937
O'Steen, Dwayne, (CB) San Jose State	33	1978-79
Odom, Ricky, (DB) USC	23	1979
Ojinnaka, Quinn, (G) Syracuse	69	2012
Okoronkwo, Ogbonnia, (OLB) Oklahoma	45	2018-
Olsen, Merlin, (DT) Utah State	74	1962-76
Olsen, Norman, (T) Alabama	65	1944
Olsen, Phil, (DT/DE) Utah State	72	1971-74
Olson, Glenn, (B) Iowa	25	1940
Ogbonnaya, Chris, (RB) Texas	22	2009
Ogletree, Alec, (LB) Georgia	52	2013-17
Onobun, Fendi, (TE) Arizona	48	2010
Osborne, Chuck, (DT) Arizona	97	1996
Ottis, Brad, (DE) Wayne State (NE)	95	1996
Owens, Mel, (LB) Michigan	58	1981-89
Owens, Richard, (FB) Louisville	49	2007



P



Pace, Orlando, (T) Ohio State	76	1997-2008
Pacheco, Chris, (NT) Fresno State	42	1987
Pagel, Mike, (QB) Arizona State	14	1991-93
Pahukoa, Jeff, (G) Washington	69	1991-93
Panfil, Ken, (T) Purdue	73	1956-58
Pankey, Irv, (T) Penn State	75	1980-90
Pardee, Jack, (LB) Texas A&M	32	1957-70
Parks, Cord, (WR/CB) Northeastern	23	2009
Parish, Don, (LB) Stanford	57	1971
Parker, Anthony, (CB) Arizona State	27	1995-96
Parquet, Jeremy, (T) Southern Mississippi	64	2006-07
Pasqua, Joe, (T) SMU	65	1942, 46
Pasquariello, Ralph, (RB) Villanova	36	1950
Pastorini, Dan, (QB) Santa Clara	10	1981
Patrick, Natrez, (LB) Georgia	57	2019-
Patt, Maurice (Babe), (E) Carnegie Tech	2	1939-42
Patterson, Eric, (CB) Ball State	24	2-15
Pattison, Mark, (WR) Washington	83	1986
Paul, Don, (LB) UCLA	57	1948-55
Peacock, Elvis, (RB) Oklahoma	34	1979-80
Pead, Isaiah, (RB) Cincinnati	24	2012-15
Pelshak, Troy, (LB) North Carolina A&T	91	1999-2000
Penaranda, Jairo, (RB) UCLA	22	1981
Pergine, John, (LB) Notre Dame	52	1969-72
Perkins, Art, (RB) North Texas State	37	1962-63
Perrie, Michael, (B) St. Mary's (CA)	6	1939
Perry, Gerald, (T) Southern (LA)	64	1991-92
Perry, Rod, (CB) Colorado	49	1975-82
Person, Mike, (T) Montana State	73	2014
Petchel, John, (QB) Duquesne	50/17	1942, 44
Peters, Marcus, (CB) Washington	22	2018-2019
Peterson, Jim, (LB) San Diego State	57	1974-75
Peterson, Kevin, (CB) Oklahoma State	47	2017
Peterson, Nelson, (RB) West Virginia Wesleyan	11	1938
Petitbon, Richie, (DB) Tulane	17	1969-70
Petitti, Rob, (T) Pittsburgh	71	2007
Pettis, Austin, (WR) Boise State	18	2011-14
Phifer, Roman, (LB) UCLA	58	1991-98
Phillips, George, (LB) UCLA	16	1945
Phillips, Jim (Red), (E) Auburn	82	1958-64
Phillips, Joe, (DT) SMU	66	1998
Phillips, Lawrence, (RB) Nebraska	21	1996-97



Rams All-Time Roster



Phillips, Rod, (RB) Jackson State	39	1975-78
Pickett, Ryan, (DT) Ohio State	79	2001-05
Piel, Mike, (DT) Illinois	95	1989-92
Pifferini, Bob, (LB) UCLA	54	1977
Pike, Chris, (DT) Tulsa	93	1991
Pillath, Roger, (T) Wisconsin	72	1965
Pincura, Stanley, (QB) Ohio State	1/15	1937-38
Pinkney, Lovell, (TE) Texas	83	1995
Pittman, Antonio, (RB) Ohio State	30	2007-08
Pitts, Elijah, (RB) Philander Smith	22	1970
Pitts, Hugh, (LB) TCU	56	1956
Pivec, Dave, (TE) Notre Dame	83	1966-68
Platukas, George, (E) Duquesne	70	1942
Pleasant, Mike, (CB) Oklahoma	43	1984
Plum, Milt, (QB) Penn State	16	1968
Plummer, Tony, (DB) Pacific	21	1974
Plunkett, Warren, (QB) Minnesota	58	1942
Pointer, Quinton, (CB) UNLV	33	2012-13
Polite, Jachai (LB) Florida	95	2019-
Polley, Tommy, (LB) Florida State	52	2001-04
Ponder, Willie, (WR) Southeast Missouri State	88	2006
Pope, Bucky, (WR) Catawba	80	1964, 66-67
Pope, Marquez, (S) Fresno State	22	1994
Poppinga, Brady, (LB) Brigham Young	51	2011
Porter, Quinn, (RB) Stillman	35	2011
Pottios, Myron, (LB) Notre Dame	66	1966-70
Powell, Tim, (DE) Northwestern	58	1965
Powers, Warren, (DE) Maryland	98	1992
Prather, Dale, (E) George Washington	30	1937-38
Preece, Steve, (S) Oregon State	20	1973-76
Price, Ejuan, (OLB) Pittsburgh	51	2017-
Price, Jim, (TE) Stanford	87	1991-92, 95
Price, Mitchell, (CB) Tulane	27	1993
Pritchard, Bosh, (RB) VMI	56	1942
Pritko, Stephen, (DE) Villanova	30	1944-47
Prochaska, Raymond, (E) Nebraska	8	1941
Proehl, Ricky, (WR) Wake Forest	87	1998-2002
Pudloski, Chester, (T) Villanova	40	1944-47
Purling, Dave, (DE) USC	67	1987
Purnell, Jim, (LB) Wisconsin	53	1969-72
Putnam, Duane, (G) Pacific	61	1952-59, 62

Q

Quarles, Bernard, (QB) Hawaii	9	1987
Quick, Brian, (WR) Appalachian State	83	2012-16
Quinlan, Volney (Skeet), (RB) San Diego State	21	1952-56
Quinn, Robert, (DE) North Carolina	94	2011-17

R

Ragazzo, Philip, (G) Case Western Reserve	36	1938-40
Ramsey, Jalen, (CB) Florida State	20	2019-
Ramsey, LaJuan, (DT) Southern California	99	2009
Rapp, Manual, (B) Saint Louis	67	1942
Rapp, Taylor, (S) Washington	24	2019-
Ray, David, (K/WR) Alabama	27	1969-74
Raye Jr., Jimmy, (WR) San Diego State	18	1991
Ream, Charles, (T) Ohio State	39	1938
Redden, Barry, (RB) Richmond	30	1982-86
Reece, Geoff, (C) Washington State	54	1976
Reece, John, (CB) Nebraska	21	1995
Reed, J.R., (S) South Florida	32	2006
Reed, Doug, (DE) San Diego State	93	1984-90
Reeder, Troy, (LB) Delaware	51	2019-
Reese, Booker, (DE) Bethune-Cookman	66	1984-85
Reid, Joe, (LB) LSU	35	1951
Reilly, Mike, (LB) Oklahoma	57	1982
Reilly, Mike, (QB) Central Washington	13	2009
Reinhard, Bob, (T/DT) California	54	1950
Reisz, Albie, (QB) Southwestern Louisiana	26	1944-46
Rentzel, Lance, (WR) Oklahoma	13/19	1971-72, 74
Repko, Joe, (DT) Boston College	42	1948-49
Reynolds, Chase, (RB) Montana	34	2013-16
Reynolds, Garrett, (G/T) North Carolina	71	2015
Reynolds, Jack, (LB) Tennessee	54/64	1970-80
Reynolds, Joffrey, (RB) Houston	26	2003
Reynolds, Josh, (WR) Texas A&M	83/11	2017-
Rhaney, Demetrius, (C) Tennessee State	65	2015-16
Rhyme, Jerry, (QB) Tulsa	17	1971
Rich, Herb, (DB) Vanderbilt	42	1951-53
Richardson, Barry, (T) Clemson	79	2012
Richardson, Daryl, (RB) Abilene Christian	26	2012-13
Richardson, Jerry, (DB) West Texas State	43	1964-65
Richardson, Reggie, (S) Utah	37	1987

Richter, Les, (LB) California	67/48	1954-62
Rickards, Paul, (QB) Pittsburgh	50	1948
Rieth, William, (C/G) Carnegie Tech	6/32	1941-42, 44-45
Riffle, Charles, (G) Notre Dame	31	1944
Rivers, Gerald, (DE) Ole Miss	99	2013
Roach, David, (S) TCU	42	2008-09
Robbins, Fred, (DT) Wake Forest	98	2010-11
Robbins, Kevin, (T) Michigan State	72	1993
Roberson, Marcus, (CB) Florida	47	2014-15
Robertson, Isiah, (LB) Southern (LA)	58	1971-78
Robey-Coleman, Nickell, (CB) USC	23	2017-19
Robinson, A'Shawn (DL)	94	2020-
Robinson, Bryan, (DE) Fresno State	92	1997
Robinson, Gerald, (DE) Auburn	97	1991-94
Robinson, Greg, (RB) Northeast Louisiana	28	1995-96
Robinson, Greg, (T) Auburn	79/73	2014-16
Robinson, Jack, (T/G) Northeast Missouri State	19	1938
Robinson, Jeff, (LS/DE/TE) Idaho	94/45/87	1997-2001, 05
Robinson, Laurent, (WR) Illinois State	19	2009-10
Robustelli, Andy, (DE) Arnold	84	1951-55
Rocker, David, (DT) Auburn	92	1991-94
Rockwell, Henry, (G/C) Arizona State	17	1940-42
Rodak, Michael, (RB/E) Case Western Reserve	23	1939-40
Rogers, Mel, (LB) Florida A&M	57	1976
Rolling, Henry, (LB) Nevada Reno	59	1993-94
Romberg, Brett, (C) Miami (FL)	65	2006-08
Rose, Joe, (TE) California	87	1987
Rosequist, Ted, (T) Ohio State	17	1937
Ross, Jermaine, (WR) Purdue	82	1994-97
Rowe, Joe, (CB) Virginia	42	1997
Ruble, T.J., (QB) Tulsa	12	1992-93
Rucker, Conrad, (G/T) Southern (LA)	63	1980
Russell, Doug, (RB) Kansas State	4	1939
Russell, Leonard, (RB) Arizona State	42	1995
Ruthstrom, Ralph, (RB) SMU	20	1945-46
Rutledge, Craig, (S) UCLA	48	1987
Rutledge, Jeff, (QB) Alabama	8	1979-81
Ryan, Clifton, (DT) Michigan State	95	2007-10
Ryan, Frank, (QB) Rice	15	1958-61
Ryzek, Dan, (C) Virginia	54	1978-79
Rypien, Mark, (QB) Washington State	11	1995, 97

S

Saffold III, Rodger, (T/G) Indiana	76	2010-18
Saipaia, Blaine, (T/G/TE) Colorado State	60/49	2004-05
Salas, Greg, (WR) Hawaii	87	2011
Sanders, Glenell, (LB) Louisiana Tech	55	1991
Santos, Cairo, (K) Tulane	3	2018
Saul, Rich, (C/TE) Michigan State	61/87	1970-81
Savatsky, Oliver, (E) Miami (OH)		1937
Scales, Dwight, (WR) Grambling	87	1976-78
Scarry, Michael (Mo), (C) Waynesburg	39	1944-45
Schad, Mike, (G/T) Queens, Canada	76	1987-88
Schenker, Nathan, (T) Howard (Samford)	38	1939
Schouman, Derek, (TE) Boise State	88	2010
Schuening, Roy, (G) Oregon State	67	2008
Schuh, Harry, (T) Memphis State	76/79	1971-73
Schultz, Eberle, (T) Oregon State	40	1945-47
Schumacher, Gregg, (DE) Illinois	81	1967-68
Schupbach, Orrin (Tex), (T) West Texas State		1942
Scibelli, Joe, (G) Notre Dame	71	1961-76
Scott, Chuck, (WR) Vanderbilt	84	1986
Scott, Darell, (DT) Clemson	97	2010
Scott, Nick, (S) Penn State	33	2019-
Scott, Travis, (G) Arizona State	64	2002
Scribner, Rob, (RB) UCLA	33	1973-76
Scurlock, Mike, (CB) Arizona	22	1995-98
Seabright, Charles, (QB) West Virginia	25	1941
Seale, Sam, (CB) Western State (CO)	22	1993
Sears, Corey, (DE) Mississippi State	95	1998
Sebastian, Mike, (B) Pittsburgh	4	1937
Sehorn, Jason, (S) USC	42	2003
Selawski, Gene, (T) Purdue	70	1959
Sellers, Donald, (WR/QB) New Mexico	16	1997-97
Selvie, George, (DE) South Florida	67	2010
Sensabaugh, Coty, (CB) Clemson	21	2016
Septien, Rafael, (K) Southwest Louisiana	1	1977
Setterstrom, Mark, (G) Minnesota	66	2006-09
Severson, Jeff, (DB) Long Beach State	45	1979
Sewell, Harley, (G) Texas	66	1963
Shanle, Scott, (LB) Nebraska	54	2003
Shannon, Carver, (DB/RB) Southern Illinois	47	1962-64
Shaw, Bob, (E) Ohio State	60	1945-46, 49
Shaw, Glenn, (RB) Kentucky	34	1962



Rams All-Time Roster



Shaw, Nate, (DB) USC	44	1969-70
Shaw, Robert, (E) Ohio State	32	1945-46, 49
Shearin, Joe, (G) Texas	64	1983-84
Shelton, Coleman, (C) Washington	65	2019-
Shepherd, Jacoby, (CB) Oklahoma State	22	2000-01
Sheppard, Ashley, (LB) Clemson	59	1995
Sherman, Rod, (WR) USC	86	1973
Sherman, Will, (DB) St. Mary's (CA)	43	1954-60
Shields, Sam, (CB) Miami	37	2018
Shirey, Frederick, (T) Nebraska	36	1940-41
Shiver, Ray, (DB) Miami (FL)	22	1956
Shivers, Jason, (S) Arizona State	30	2004
Shofner, Del, (E) Baylor	29	1957-60
Sickels, Garrett, (OLB) Penn State	56	2017-
Sievers, Eric, (TE) Maryland	82	1988
Sikich, Rudolph, (T) Minnesota	48	1945
Simensen, Don, (T) St. Thomas (MN)	65/76	1951-52
Simington, Milton, (T) Arkansas	33	1941
Simmons, Jeff, (WR) USC	89	1983
Simpson, Bill, (DB) Michigan State	48	1974-78
Sims, Eugene, (DE) West Texas A&M	97	2010-16
Sims, George, (DB) Baylor	17	1949-50
Sims-Walker, Mike, (WR) UCF	10	2011
Sinnott, Greg, (T) Utah State	64	1987
Skoronski, Edmund, (C) Purdue		1937
Skow, Jim, (DE) Nebraska	68	1992
Slater, Jackie, (T) Jackson State	78	1976-95
Slaton, Tony, (C) USC	61	1984-89
Slovak, Martin, (RB) Toledo	5	1939-41
Small, Torrance, (WR) Alcorn State	83	1997
Smart, Tanzel, (DT) Tulane	92	2017-19
Smilanich, Bronko, (B) Arizona	21	1939
Smith, Anthony, (S), Syracuse	26	2009
Smith, Billy Ray, (DE) Arkansas	80	1957
Smith, Bobby, (DB) UCLA	23	1962-65
Smith, Brian, (LB) Auburn	96	1989-90
Smith, Bruce, (RB) Minnesota	56	1948
Smith, Chris, (CB) Northern Illinois	36	2011
Smith, Doug, (C) Bowling Green	62	1978-91
Smith, Fernando, (DE) Jackson State	95	2000
Smith, Gaylon, (RB) Southwestern (TN)	10	1939-42
Smith, Jason, (T) Baylor	77	2009-11
Smith, Justin, (LB) Indiana	53	2003
Smith, Larry, (RB) Florida	38	1969-73
Smith, Lucious, (CB) Cal State-Fullerton	23	1980-82
Smith, Paul, (RB) UTEP	31	2006
Smith, Phil, (WR) San Diego State	88	1987
Smith, Raonall, (LB) Washington State	56	2006-07
Smith, Ron, (DB) Wisconsin	42	1968-69
Smith, Ron, (QB) Richmond	14	1965
Smith, Ron, (WR) San Diego State	84	1978-79
Smith, Sean, (DT) Grambling	97	1989
Smith, Shelley, (G) Colorado State	66	2012-13
Smith, Shevin, (S) Florida State	30	2000
Smith, Steve, (WR) USC	12	2012
Smith, Verda (V.T.), (RB) Abilene Christian	77	1949-53
Smith, Vernice, (G) Florida A&M	62	1997
Smoker, Jeff, (QB) Michigan State	9/15	2004, 05
Smyth, Bill, (T/TE) Cincinnati	79	1947-50
Snow, Jack, (WR) Notre Dame	84	1965-75
Snyder, Robert, (RB) Ohio	4/13	1937-38
Sorensen, Nick, (S) Virginia Tech	41	2001-02
Spach, Stephen, (TE) Fresno State	81	2011
Spadaccini, Victor, (QB) Minnesota	33	1938-40
Sparkman, Alan, (DT) Texas A&M	44	1948-49
Spikes, Cameron, (G) Texas A&M	71/73	1999-2001
Spruce, Nelson, (WR) Colorado	86	2016
St. Clair, John, (T) Virginia	70	2000-03
Staat, Jeremy, (DT) Arizona State	95	2003
Stacy, Zac, (RB) Vanderbilt	30	2013-14
Stalcup, Jerry, (LB) Wisconsin	60	1960
Stams, Frank, (LB) Notre Dame	50	1989-91
Stanley, Derek, (WR) Wisconsin-Whitewater	19	2007-09
Starks, Max, (T) Florida	79	2013
Statuto, Art, (C) Notre Dame	21	1950
Stein, Bob, (LB) Minnesota	66	1973-74
Stemke, Kevin, (P) Wisconsin	2	2004
Stephen, Scott, (LB) Arizona State	50	1992
Stephens, John, (E) Marshall	25	1938
Stephens, Larry, (DT) Texas	50	1962
Stephenson, Dave, (G) West Virginia	34	1950
Steussie, Todd, (T) California	79	2006-07
Stevenson, Ralph, (G) Oklahoma	4	1940
Stewart, Darian, (S) South Carolina	20	2010-13

Stewart, Michael, (S) Fresno State	23	1987-93
Stiger, Jim, (RB) Washington	26	1965-67
Stills, Gary, (LB) West Virginia	55	2008
Stokes, Fred, (DE) Georgia Southern	65/60	1987-88, 93-95
Stokes, Tim, (T) Oregon	78	1974
Stoyanovich, Pete, (K) Indiana	3	2000
Stradford, Troy, (RB) Boston College	21	1992
Strickland, Fred, (LB) Purdue	53	1988-92
Strode, Woody, (E) UCLA	39	1946
Strofolino, Mike, (LB) Villanova	61	1965
Strugar, George, (DT) Washington	77	1957-61
Stuart, Roy, (G) Tulsa	45	1942
Studstill, Pat, (WR/P) Houston	28	1968-71
Stukes, Charlie, (CB) Maryland Eastern Shore	47	1973-74
Styles, Lorenzo, (LB) Ohio State	51	1997-2000
Sucic, Steve, (RB) Illinois	46	1946
Suh, Ndamukong, (DT) Nebraska	93	2018
Sullivan, John, (C) Notre Dame	65	2017-18
Sully, Ivory, (DB) Delaware	37	1979-84
Sutton, Mickey, (CB) Montana	49	1986-88, 90
Svare, Harland, (LB) Washington State	76/51	1953-54
Swain, Bill, (LB) Oregon	52	1963
Swanson, Pete, (G) Stanford	68	2000
Sweet, Joe, (WR) Tennessee State	82	1972-73
Sweetan, Karl, (QB) Wake Forest	10	1969-70
Swinson, Corey, (OL) Hampton	66	1995



T



Talbert, Diron, (DT) Texas	72	1967-70
Talib, Aqib, (CB) Kansas	21	2018-2019
Tarbox, Bruce, (G) Syracuse	61	1961
Tatupu, Mosi, (FB) USC	30	1991
Taylor, Cecil, (RB) Kansas State	48	1955-57
Taylor, Tom, (G) Georgia Tech	62	1987
Taylor, Travis, (WR) Florida	18	2007
Teeuws, Len, (T) Tulane	74	1952-53
Tercero, Scott, (G) California	63	2003-04
Terrell, Claude, (G) New Mexico	75	2005-07
Terrell, Pat, (S) Notre Dame	37	1990-93
Thomas, Ben, (DT) Auburn	94	1991
Thomas, Bob, (RB) Arizona State	35	1971-72
Thomas, Cam, (DT) North Carolina	92	2016
Thomas, Chris, (WR) Cal Poly-SLO	83	1999-2000
Thomas, Clendon, (RB) Oklahoma	46/35	1958-61
Thomas, Hollis, (DT) Northern Illinois	93	2009
Thomas, J.T., (WR) Arizona State	18/87	1995-98
Thomas, Jemea, (CB) Georgia Tech	35	2014
Thomas, Jewerl, (RB) Arizona State	33	1980-82
Thomas, Kelly, (T) USC	73	1987
Thomas, Michael, (WR) Southern Mississippi	13/88	2016-19
Thomas, Pat, (CB) Texas A&M	27	1976-82
Thomas, Robert, (LB) UCLA	55	2002-04
Thomas, Rodney, (CB) BYU	21	1991
Thomason, Bob, (QB) VMI	65	1949
Thompson, Anthony, (RB) Indiana	32	1992
Thompson, Carlos, (OLB) Mississippi	53	2017
Thompson, David, (RB) Oklahoma State	28	1997-98
Thompson, Dominique, (WR) William & Mary	17	2005
Thompson, Ernie, (FB) Indiana	32	1991
Thompson, Harry, (G) UCLA	66/44	1950-54
Thorpe, Wilfred, (G) Arkansas	26	1941-42
Thrift, Cliff, (LB) East Central Oklahoma	52	1986
Timmerman, Adam, (G) South Dakota	62	1999-2006
Tinoisamoa, Pisa, (LB) Hawaii	50	2003-08
Tiumalu, Casey, (RB) BYU	42	1987
Toogood, Charley, (DT/T) Nebraska	78	1951-56
Toomer, Korey, (LB) Idaho	59	2014
Toon, Nick, (WR) Wisconsin	81	2015
Toston, Keith, (RB) Oklahoma State	38	2010
Towler, Dan, (RB) Washington & Jefferson	32	1950-55
Trautwein, Phil, (T) Florida	64	2009
Trejo, Stephen, (RB) Arizona State	34	2004
Trewyn, Nate, (C) Wisconsin-Whitewater	60	2019
Truax, Billy, (TE) LSU	87	1964-70
Tucker, Rex, (T/G) Texas A&M	66	2005
Tucker, Ryan, (C/G/T) TCU	50	1997-2001
Tucker, Wendell, (WR) South Carolina State	14	1967-70
Tuckey, Richard, (RB) Manhattan	37	1938
Tuiasosopo, Navy, (C) Utah State	68	1987
Turley, Kyle, (T) San Diego State	68	2003
Turk, Matt, (P) Wisconsin-Whitewater	1	2006
Turner, James, (C) Oklahoma A&M	13	1937
Turner, Larry, (C/G) Eastern Kentucky	64/63	2004, 05-06



Rams All-Time Roster



Turner, Robert, (C/G), New Mexico	59	2012
Turner, Vernon, (WR) Carson-Newman	82	1991-92
Tuten, Rick, (P) Florida State	11	1998-99
Tyler, Wendell, (RB) UCLA	26	1977-82
Tyrrell, Tim, (RB) Northern Illinois	32	1986-88

U

Underwood, Forest, (T/G) Davis & Elkins	11	1937
Uzdavinis, Walter, (E) Fordham	20	1937

V

Valdez, Vernon, (DB) San Diego	47	1960
Valerio, Joe, (G) Pennsylvania	64	1996
Van Brocklin, Norm, (QB) Oregon	25/11	1949-57
Vann, Norwood, (LB) East Carolina	51	1984-87
Varrichione, Frank, (T) Notre Dame	70	1961-65
Vasicek, Vic, (LB) Texas	35	1950
Veltung, Justin, (WR) Idaho	19	2013
Verstegen, Mike, (G) Wisconsin	67	1998
Villanueva, Danny, (P/K) New Mexico State	11	1960-64
Vinnett, Darius, (CB) Arkansas	31	2007
Vobora, David, (LB) Idaho	58	2008-10
Von Sonn, Andy, (LB) UCLA	46	1964

W

Waddy, Billy, (WR) Colorado	80	1977-81
Wade, Bill, (QB) Vanderbilt	9	1954-60
Wade, Jonathan, (CB) Tennessee	20	2007-09
Wahlroos, Drew, (LB) Colorado	58	2004-05
Walker, Aaron, (TE) Florida	87	2005-07
Walker, Glen, (P) USC	19	1977
Walker, Marquis, (CB) Southeast Missouri State	38	1996-97
Walker, Tyrunn, (DT) Tulsa	95	2017
Wallace, Jackie, (DB) Arizona	20	1977-79
Waller, Ron, (RB) Maryland	27	1955-58
Wallerstedt, Brett, (LB) Arizona State	53	1997
Walls, Lenny, (CB) Boston College	27	2007
Walsh, Steve, (QB) Miami (FL)	4	1996
Walton, Shane, (S) Notre Dame	38	2003
Ward, Phillip, (LB) UCLA	55	1998
Wardlow, Duane, (DE) Washington	89/83	1954-56
Warner, Curt, (RB) Penn State	21	1990
Warner, Kurt, (QB) Northern Iowa	10/13	1998-2003
Washington, Brandon, (G) Miami (Fla.)	70	2013-14
Washington, Chauncey, (RB) USC	33	2010
Washington, James, (S) UCLA	37	1998-89
Washington, Ken, (RB/DB) UCLA	13	1946-48
Waterfield, Bob, (QB/DB/K) UCLA	7	1945-52
Watkins, Rokevious, (G) South Carolina	73	2012
Watkins, Sammy, (WR) Clemson	12	2017
Watson, Justin, (RB) San Diego State	36	1999-2002
Wattelet, Frank, (S) Kansas	41	1987
Watts, Trey, (RB) Tulsa	42	2014-15
Weary, Fred, (CB) Florida	32	2003
Webster, Kayvon, (CB) South Florida	21	2017
Webster, Nsimba, (WR) Eastern Washington	14	2019-
Weddle, Eric, (S) Utah	32	2019
Welch, Thomas, (T) Vanderbilt	72	2011
Welker, Wes, (WR) Texas Tech	19	2015
Wells, Scott, (C) Tennessee	63	2012-14
Wendryhoski, Joe, (C) Illinois	54	1964-66
West, Pat, (RB) USC	36	1945-48
West, Stan, (NG) Oklahoma	11/64	1950-54
West, Walter, (RB) Pittsburgh	21	1944
Westbrooks, Ethan, (DE) West Texas A&M	93/95	2014-18
Westbrooks, Greg, (LB) Colorado	57	1979-80
White, Alberto, (DE) Texas Southern	94	1995-96
White, Charles, (RB) USC	33	1985-88
White, Dwayne, (G) Alcorn State	67	1995-96
White, Lee, (RB) Weber State	44	1971
White, Leon, (LB) BYU	55	1992-93
White, Russell, (RB) California	44	1993
Whitley, James, (CB) Michigan	27	2002-03
Whitmyer, Nat, (DB) Washington	44	1963
Whittenton, Jesse, (DB) Texas Western	44	1956-57
Whittingham, Carey, (LB) BYU	57	1987
Whittingham, Fred, (LB) Cal Poly-SLO	55	1964
Whittingham, Kyle, (LB) BYU	52	1987
Whitworth, Andrew, (T) LSU	77	2017-
Wichmann, Cody, (G), Fresno State	69	2015-16
Wiegert, Zach, (G) Nebraska	73	1995-98
Wilbur, John, (G) Stanford	60	1970

Wilcher, Mike, (LB) North Carolina	94	1983-90
Wilkins, Jeff, (K) Youngstown State	14	1997-2007
Wilkins, Roy, (LB) Georgia	78	1958-59
Wilkins, Terrence, (WR) Virginia	82	2002
Wilkinson, Jerry, (DE) Oregon State	70	1979
Williams, Aeneas, (CB/S) Southern (LA)	35	2001-04
Williams, Alonzo, (RB) Mesa (CO)	31	1987
Williams, Billy, (WR) Tennessee	19	1995-96
Williams, Brandon, (WR) Wisconsin	16	2007
Williams, Charlie, (WR) Prairie View	83	1970
Williams, Chris, (G/T) Vanderbilt	65	2012-13
Williams, Clarence, (DB) Washington State	24	1965-72
Williams, Damian, (WR) USC	10	2014
Williams, Darius, (CB) UAB	31	2018-
Williams, Darrell, (T) South Florida	63	2015, 2017
Williams, Eric, (LB) USC	66	1982-83
Williams, Frank, (RB) Pepperdine	36	1961-64
Williams, Grant, (T) Louisiana Tech	77	2002-04
Williams, Henry, (DB) San Diego State	25	1983
Williams, Jay, (DE) Wake Forest	96	1994-99
Williams, Jeff, (T) Rhode Island	62	1977
Williams, Jerry, (DB) Washington State	33/22	1949-52
Williams, Joe, (B) Ohio State		1937
Williams, John, (T) Minnesota	75	1972-79
Williams, Mark, (LB) Ohio State	56	1996
Williams, Mike, (DB) LSU	28	1983
Williams, Nick, (WR) Connecticut	15	2018
Williams, Roger, (DB) Grambling	46	1971-72
Williams, Roland, (TE) Syracuse	86/88	1998-2000, 05
Williams, Sam, (DE) Michigan State	88	1959
Williams, Travis, (RB) Arizona State	25	1971
Williamson, Greg, (CB) Fresno State	43	1987
Willig, Matt, (T) USC	77	1999, 2005
Wilson, Ben, (RB) USC	36	1963-65
Wilson, Gordon, (T) Texas Mines	21	1941
Wilson, Jack, (RB) Baylor	50	1946-47
Wilson, Jim, (T) Georgia	77	1968
Wilson, John, (E) Case Western Reserve	12	1939-42
Wilson, Karl, (DE) LSU	77	1991
Wilson, Ramik, (LB) Georgia	52	2018
Wilson, Tom, (RB) no college	37/24	1956-61
Winkler, Jim, (DT) Texas A&M	38/78	1951-52
Winkler, Joseph, (C) Purdue	25	1945
Winston, Kelton, (DB) Wiley	47	1967-68
Wisne, Jerry, (T) Notre Dame	71	2002
Wistrom, Grant, (DE) Nebraska	98	1998-2003
Witherspoon, Will, (LB) Georgia	51	2006-08, 2013
Withrow, Cory, (C) Washington State	61	2008
Wojcik, Greg, (DT) USC	78	1971
Wolf, Ethan, (TE) Tennessee	84	2019
Wolford, John, (QB) Wake Forest	9	2019-
Woffley, Ron, (RB) West Virginia	30	1995
Woodlief, Doug, (LB) Memphis State	57	1965-69
Woods, Robert, (WR) USC	17	2017-
Woods, Tony, (DE) Pittsburgh	91	1993
Worden, James, (RB) Wayneburg	21	1945
Worthington, Doug, (DT) Ohio State	92	2015
Wright, Alexander, (WR) Auburn	89	1995-96
Wright, Alvin, (NT) Jacksonville State	99	1986-92
Wright, Toby, (S) Nebraska	32	1994-98
Wroten, Claude, (DT) LSU	99	2006-07

Y

Yagiello, Ray, (G) Catawba	54	1948-49
Yary, Ron, (T) USC	73	1982
Young, Brian, (DT) UTEP	66	2000-02
Young, Charlie, (TE) USC	86	1977-79
Young, Kenny, (LB) UCLA	41	2019-
Young, Michael, (WR) UCLA	88	1985-88
Young, Robert, (DE) Mississippi State	76	1991-95
Young, Trevon, (OLB) Louisville	49	2018
Youngblood, George, (DB) Cal State-Los Angeles	45	1966
Youngblood, Jack, (DE) Florida	85	1971-84
Youngblood, Jim, (LB) Tennessee Tech	53	1973-84
Younger, Paul (Tank), (RB/LB) Grambling	13/35	1949-57

Z

Zeman, Ed (S) Fort Lewis	13/35	1987
Zendejas, Tony (K) Nevada	10	1991-93
Zgonina, Jeff (DT) Purdue	90	1999-02
Zilly, Jack (TE/DE) Notre Dame	42/56	1947-51
Zirinsky, Walter (RB) Lafayette	16	1945



Rams All-Time Roster



Zoll, Richard (G) Indiana	26/20	1937-38
Zontini, Louis (B) Notre Dame	23	1944
Zuerlein, Greg (K) Missouri Western	4	2012-19



Rams All-Time Practice Squad Roster



The listed players were members of the Rams' developmental/practice squad for at least a portion of the year indicated. The current day practice squad came into being in 1990 after the NFL instituted the "developmental squad" in 1989 and changed the name one year later to the practice squad.

NAME. (POSITION) COLLEGE	RAMS YEARS
Adams, Harry, WR, Auburn	2013
Adams, Kris, WR, Texas El-Paso	2011
Ah You, C.J. DE, Oklahoma	2007-08
Alexander, Adonis, DB, Virginia Tech	2019
Alexander, Danario, WR, Missouri *	2010
Allen, Brandon, QB, Arkansas *	2018
Allen, Dakota, LB, Texas Tech #	2019
Allen, Denicos, LB, Michigan State	2013
Anelli, Mark, TE, Wisconsin	2006
Anthony, Corwin, TE, UCLA	1991
Arkin, David, G, Missouri State *	2015-16
Ashe, Richard, TE, Humboldt State (CA) *	1989-90
Asiodu. K.C., LB, Central Oklahoma *	2009

NAME. (POSITION) COLLEGE	RAMS YEARS
Baker, Steven, T, East Carolina	2014
Ball, Lance, RB, Maryland	2008
Banks, Cornell, DT, Fresno State	2011
Barnes, Tim, C, Missouri *	2011
Bassey, Eric, CB/S, Oklahoma *	2007-08
Battle, Isaiah, T, Clemson	2015-16
Beeler, Chase, C, Stanford	2012
Belin, Chuck, G, Wisconsin *#	1993
Berlin, Brock, QB, Miami (FL) *	2007
Blake, Emory, WR, Auburn	2013-14
Blanton, Kendall, TE Missouri *	2019
Blevins, Darrius, WR, Memphis *	1999
Boehm, Evan, G, Missouri	2018
Bond, Travis, T, North Carolina	2014
Boudreaux, Frank, DE, Northwestern *	1993
Brady, Rickey, TE, Oklahoma *#	1994
Brake, Mike, TE, Akron *	2004
Brandstater, Tom, QB, Fresno State *	2011
Brasher, Bob, TE, Arizona State	1994
Brodine, Mason, DE, Nebraska-Kearney *	2012-13
Brown, Aaron, LB, Hawaii #	2012
Brown, Antonio, T, Illinois	2000
Brown, Darwin, CB, Texas Tech	1999
Brown, Fred, WR, Mississippi State	2017
Brown, Jonathan, DE, Tennessee *	2001
Brown, Kourtnei, DE, Clemson	2014
Brown, Malcolm, RB, Texas *	2015
Brown, Marcus, CB, McNeese State	2009
Brown, Michael, DE, Howard	2006
Brown, Sammy, LB, Houston *	2012-13
Brown, Shannon, DT, Alabama	1997
Brown, Travis, WR, New Mexico	2008
Broyles, James, G, Southwest Missouri State *	2002
Bryant, Christian, S, Ohio State *#	2014, 2015
Bryant, Omarius, DT, Western Kentucky	2017
Buchanan, Richard, WR, Northwestern *	1993
Bulger, Marc, QB, Pittsburgh *	2000
Burley, Marcus, DB, Delaware	2013
Burley, Nick, DE, Fresno State	2003-04
Burney, Kendrick, CB, North Carolina	2011
Butler, Eric, TE, Mississippi State	2009

NAME. (POSITION) COLLEGE	RAMS YEARS
Caddell, Matt, WR, Alabama	2008
Calahan, Jeremy, DT, Rice *	2005
Campion, Pete, T, North Dakota State *	2002
Capizzi, Jason, T, Indiana (PA)	2008
Carlson, Jeff, QB, Weber State	1989
Carr, Derrick, DT, Bowling Green	1990
Carter, Jeremy, WR, Western Carolina	2005
Cecil, Toby, G, Texas Tech	2004-05
Chiles, John, WR, Texas	2011
Chorak, Jason, LB, Washington #	1998
Chubb, Brandon, LB, Wake Forest	2016
Cohen, Dustin, LB, Miami, Ohio *	2001
Coleman, Michael, WR, Widener	2003-04
Conover, Sean, TE, Bucknell	2009
Conrath, Matt, DT, Virginia *	2014
Copeland, Marquise, DT Cincinnati	2019
Countess, Blake, DB, Auburn *	2016
Couplin, Jerome, DB, William & Mary	2016
Cox, Aaron, WR, Arizona State *#	1992
Crews, Terry, LB, Western Michigan *#	1991
Crosby, Clifton, CB, Maryland *	1999-2000

Cudjo, Jermelle, DT, Central Oklahoma *	2010
Cunningham, Justice, TE, South Carolina *	2013-15

NAME. (POSITION) COLLEGE	RAMS YEARS
Davis, Cody, S, Texas Tech *	2013
Davis, Paschall, LB, Texas A&M *	1995
Dawson, Curry, DT, Angelo State (TX)	2003
Deayon, Dont'e, DB Boise State *	2018-19
Delpino, Robert, RB, Missouri *#	1992
Dielman, J.J., G, Utah	2018
Douglas, Dominic, LB, Mississippi State *	2009
Douglas, Maurice, RB, Northwest Missouri State	2002
Douzable, Leger, DT, Central Florida *	2009
Dukes, Clifford, DE, Michigan State *	2005
Dulick, Jason, WR, Illinois	1997
Dupree, Marcus, RB, Southern Mississippi *#	1990-91
Durham, Landis, OLB Texas A&M	2019

NAME. (POSITION) COLLEGE	RAMS YEARS
Earle, John, C, Western Illinois	1996
Edwards, Larry, LB, North Carolina	2007
Eldrenkamp, Jake, C Washington	2017
English, Otis, DT, McNeese State	1999
Esters, Jeff, DE, Pittsburgh	1993
Evans, Troy, LB, Cincinnati	2001

NAME. (POSITION) COLLEGE	RAMS YEARS
Farr, Mel, FB, UCLA *	1989
Favorite, Marlon, DT, LSU	2009
Fichtel, Brad, C, Eastern Illinois *#	1993-94
Filani, Joel, WR, Texas Tech	2008
Finger, Dauntaé, TE, North Carolina	2002
Fort, Neal, T, BYU	1991
Fowler, Eric, WR, Grand Valley State	2007
Fox, Morgan, DE, Colorado State-Pueblo *	2016
Fry, Dustin, C, Clemson *#	2007-08

NAME. (POSITION) COLLEGE	RAMS YEARS
Gary, Willie, S, Kentucky *	2001
Gervase, Jake, S Iowa *	2019
Gideon, Sherrod, WR, Southern Mississippi	2001
Gilbert, Garrett, QB, Southern Methodist #	2014
Gilreath, David, WR, Wisconsin	2011
Gordy, Josh, CB, Central Michigan *	2011
Grady, Adrian, DT, Louisville	2009
Graham, Cameron, TE, Louisville	2012
Gray, Jerry, CB, Texas *#	1990
Green, Aaron, RB, TCU *	2016
Griffin, Courtney, CB, Fresno State *	1992-93
Grigsby, Nicholas, LB, Pittsburgh *	2016
Guidugli, Ben, TE, Cincinnati *	2011

NAME. (POSITION) COLLEGE	RAMS YEARS
Hagens, Marques, WR, Virginia *#	2006
Hagen, Jacob, DB, Liberty	2015
Hakim, Saalim, WR, Palomar Coll. CA (J.C.)	2012
Hammond, Vance, DT, Clemson	1991
Harkey, Cory, TE, UCLA *	2012
Harper, Shawn, G, Indiana	1992
Harris, Kelvin, C, Miami, Fla. #	1992
Harrison, Tony, WR, Texas A&M	1994
Hartley, Frank, TE, Illinois	1991
Harvey, Brandyn, WR, Villanova	2012
Hatfield, Dominique, CB, Utah *	2017, 2018
Hawkins, Bill, DE, Miami, Fla. *#	1991
Haws, Robert, T, Northern Arizona	2002
Helming, Ryan, QB, Northern Iowa	2002
Hemingway, Temarrick, TE South Carolina State *	2018
Henderson, John, DT, Southern Mississippi	2011
Henley, June, RB, Kansas *	1997
Henley, Thomas, WR, Stanford	1989
Hesse, Jon, LB, Nebraska *	1998
Hill, Troy, CB, Oregon *	2016
Hobbs, Gary, T, Arkansas	2002
Hodge, KhaDarel, WR, Prairie View A&M *	2018
Hodges, Zach, LB/DB, Harvard	2015
Holley, Terry, S, Rice	2005
Holliday, Marcus, RB, Memphis State *	1996
Hooley, Sean, OL, Cincinnati	2013



Rams All-Time Practice Squad Roster



Howard, Todd, CB, Michigan 2002-04
 Howard, Travin, LB, Texas Christian # 2018
 Hughes, Kevin, G/T, SE Louisiana * 2011
 Hyder, Gaylon, DE, TCU * 2000

I

Ivy, Mortty, LB, West Virginia 2010

J

Jackson, Curtis, WR, Texas 2000
 Jackson, Keith, DT, Arkansas # 2007
 Johnson, Curtis, LB, Clark Atlanta 2010
 Johnson, Isaiah, DB, Georgia Tech * 2016
 Johnson, J.R., LB, Syracuse * 2003
 Johnson, Marquis, DB, Alabama *# 2010
 Johnson, Nick, (WR), Henderson State 2012
 Johnson, Randell, LB, Florida Atlantic 2016
 Jones, Bryan, LB, Oregon State 1999
 Jones, Chris, LB, Clemson 2001
 Jones, Daniel, WR, Utah 1999
 Jones, Lenny, DE, Nevada 2016
 Jones, Nate, WR, Texas * 2008-09
 Jordan, Michael, DB, Missouri Western * 2016

K

Keenum, Case, QB, Houston * 2014
 Kelly, John RB, Tennessee *# 2019
 Kelm, Larry, LB, Texas A&M # 1990
 Kempfert, David, C, Montana 1997
 King, Andy, T, Illinois State * 2002
 King, Mitch, DT, Iowa 2010
 King, Tyler, DE, Connecticut 2006
 Kirksey, Jon, G/DT, Sacramento State * 1995
 Knight, Derrick, RB, Boston College 2005
 Kolone, Jeremiah, G, San Jose State 2018-19
 Krieger-Coble, Henry, TE, Iowa 2017-18

L

Lambert, Terrail, CB, Notre Dame 2010
 Laskey, Zach, FB, Georgia Tech 2015
 Lay, Josh, CB, Pittsburgh 2006-07
 Leggett, Jerry, LB, Cal-State Fullerton 1989
 Leonard, Rick, T, Florida State 2018
 Lester, Tim, RB, Eastern Kentucky * 1992
 Lewis, Derek, TE, Texas 1999-2000
 Lewis, Mark, G, Oregon 2009
 Lewis, Thaddeus, QB, Duke 2010
 Lomack, Tony, WR, Florida 1990
 Long, Deon, WR, Maryland 2015
 Longacre, Matt, DE, Missouri State * 2015
 Looker, Dane, WR, Washington * 2002
 Lossow, Rodney, C, Wisconsin 1989
 Loyd, Jeremy, LB, Iowa State * 2003
 Lutrus, Scott, LB, Connecticut 2011
 Lynch, Shawn, C, Duke 2005

M

Magee, Terrance, RB, LSU 2016
 Magro, Marc, LB, West Virginia 2008
 Malan, Mike, RB, Brown 2002
 Martin, Jamie, QB, Weber State * 1993
 Martin, Marcus, DE, Slippery Rock 2018
 Mathews, Greg, WR, Michigan 2010
 McCaslin, Eugene, LB, Florida 2001
 McCoy, Jamie, FB, Texas A&M 2010
 McFadden, Marshall, LB, South Carolina State * 2014
 McGarigle, Tim, LB, Northwestern *# 2006
 McGee, Brandon, CB, Miami (FL) 2015
 McGroarty, Dusty, RB, Southern Oregon * 2004
 McKee, Ryan, T, Southern Mississippi 2010-11
 McKinney, Jeremy, G, Iowa * 1998
 McKinzy, Cassanova, LB, Auburn 2016
 McRae, Brandon, WR, Mississippi State 2010
 McRoberts, Paul, WR, Southeast Missouri St. * 2016-17
 McSurdy, Caleb, LB, Montana 2013
 McWilliams, Jason, LB, Western Illinois 2003
 Messner, Mark, LB, Michigan * 1989
 Michell, Barry, DT, Idaho 1999
 Michna, Russ, QB, Western Illinois 2004

Middleton, Brandon, WR, Houston 2004-05

Miller, Brit, FB, Illinois * 2010
 Miller, Bronzell, DE, Utah # 1995
 Miller, Drew, C, Florida 2009-10
 Mitchell, Steven, WR, USC 2018
 Moore, Eric, DE, Florida State * 2007
 Moore, Jay, LB, Nebraska 2009
 Morgan, Matt, T, Pittsburgh * 2004-05
 Moss, Brent, RB, Wisconsin * 1995
 Mundt, Johnny, TE, Oregon * 2017
 Murphy, Kyle, T Stanford 2018
 Myles, Lamar, LB, Louisville 2009

N

Nead, Spencer, TE/RB, BYU * 2003
 Neary, Aaron, OL, Eastern Washington * 2018
 Nelson, Jonathan, S, Oklahoma # 2011
 Ness, Nate, DB, Arizona * 2011
 Newell, Mike, C, Colorado State 2000-01
 Newson, Tony, LB, Utah State 2004
 Nixon, David, LB, Brigham Young * 2010
 Nixon, Taurean, CB, Tulane 2017
 Northrup, Reggie, LB, Florida St. 2016
 Nsekhe, Ty, (T), Texas State * 2012

O

O'Berry, Herman, CB, Oregon *# 1996
 Ogbonnaya, Chris, RB, Texas *# 2009
 Oldenburg, Clint, T, Colorado State 2008

P

Pahukoa, Jeff, G, Washington *# 1991
 Parker, Steven, DB, Oklahoma 2018
 Parks, Cord, WR/CB, Northeastern * 2009
 Parquet, Jeremy, T, Southern Mississippi * 2007
 Patrick, Kevin, DE, Miami, Fla. 1994
 Patterson, Eric, CB, Ball State * 2015
 Patterson, Roosevelt, G, Alabama 1994
 Peck, Jared, T, North Dakota State 2002
 Perez, Luis, QB Texas A&M-Commerce 2018
 Peterson, Kevin, CB, Oklahoma St. 2016
 Phinisee, Justin, CB, Oregon 2007
 Piel, Mike, DT, Illinois *# 1991
 Pointer, Quinton, (S), UNLV * 2012-13
 Polite, Jachai, LB, Florida 2019
 Poppinga, Kelly, LB, BYU 2008
 Powlus, Ron, QB, Notre Dame 1998
 Price, Ejuan, OLB, Pittsburgh *# 2017
 Price, Jim, TE, Stanford * 1990
 Proehl, Austin, WR, North Carolina 2018

R

Radway, Raymond, WR, Abilene Christian 2012
 Raiola, Donovan, C, Wisconsin 2007
 Raye, Jimmy, WR, San Diego State * 1991
 Reece, John, CB, Nebraska * 1995
 Reed, Trovon, CB, Auburn 2015
 Remmers, Mike, T, Oregon State 2014
 Renteria, D.J., DE, New Mexico 2004
 Reynolds, Chase, RB, Montana * 2011-12
 Reynolds, Joffrey, RB, Houston * 2003
 Richard, James, G, California 1991
 Richards, Ramon, DB, Oklahoma State 2018
 Rivers, Gerald, LB, Mississippi 2015
 Roach, David, S, TCU * 2008
 Rogers, Sam, FB, Virginia Tech # 2017
 Roland, Justin, LB, Kansas State 2009
 Rolland-Jones, Ja'Von, DE 2018
 Ross, Jermaine, WR, Purdue * 1994
 Russell, Fred, RB, Iowa 2006
 Ryals, Trevor, C, Virginia 1991

F

Saddler-McQueen, Jimmy, DT, Forest Brook (Texas) 2010
 Sandidge, Tim, DT, Virginia Tech 2006
 Sargent, Anthony, WR, Wyoming 1989
 Sayles, Marcus, CB, West Virginia 2017
 Sears, Corey, DE, Mississippi State * 1998
 Sejean, Sebastien, S, Laval (Quebec, Canada) 2008



Rams All-Time Practice Squad Roster



Sellers, Donald , WR/QB, New Mexico *	1997-98
Shaw, Russell , WR, Michigan	1998
Shippen, Brandon , WR, Temple	2016
Shivers, Jason , S, Arizona State *#	2004
Short, Kevin , DB, Fort Scott (Kan.) C.C.	2016
Simpkins, Maurice , LB, Coastal Carolina	2010
Singh, Bobby , G, Portland State	1999
Smelley, Brad , TE, Alabama	2014
Smith, Brian , LB, Auburn *	1989
Smith, Bryan , LB, McNeese State	2009
Smith, Chris , CB, Northern Illinois *	2011
Smoker, Jeff , QB, Michigan State *#	2005
Snellings, Paul , G, Georgia	2000
Sorensen, Nick , S, Virginia Tech *	2001
St. Paul, Francis , WR, Northern Arizona #	2001-02
Stanley, Derek , WR, Wisconsin-Whitewater *#	2007-08
Stanley, Montavious , DT, Louisville	2006
Stevens, Eric , FB, California	2013
Stevens, Linden , DB, Cincinnati	2018
Stewart, Ed , LB, Nebraska	1996
Stewart, Jonathan , LB, Texas A&M	2013
Stokes, Barry , T, Eastern Michigan	1997
Strojny, Drew , T, Duke	2005-06
Stuber, Tim , G, Colorado State	2004
Swinson, Corey , OL, Hampton	1995

	T	
Tagoni, Mu , OL, Arizona	1996	
Tate, Joe , G, Iowa	2005	
Tellison, A.C. , WR, Miami (Fla.)	1996	
Tercero, Scott , G, California *#	2003	
Thomas, Jemea , CB, Georgia Tech *	2014	
Thompson, Antoine , DB, Reno	2010	
Thompson, David , RB, Oklahoma State *	1997	
Thompson, Dominique , WR, William & Mary *	2005-07	
Thompson, Duvol , CB, Pennsylvania	2005	
Thompson, Ernie , RB, Indiana *#	1991	
Toliver, Antoine , WR, Bethune-Cookman	2000	
Toomer, Korey , LB, Idaho *	2014	
Toon, Nick , WR, Wisconsin *	2015	
Townsend, Brian , LB, Michigan #	1992	
Trewyn, Nate , C, Wisconsin-Whitewater	2019	
Trail, Lynden , DE, Norfolk State	2016	
Trinca-Pasat, Louis , DT, Iowa	2015	

	V	
Veltung, Justin , WR, Idaho *	2013-14	
Vinnett, Darius , CB, Arkansas *	2007-08	
Vobora, David , LB, Idaho *#	2008	

	W	
Wagner, Terry , C, Sacramento State	2004	
Walker, Darius , RB, Notre Dame	2008	
Walker, Sean , WR, Vanderbilt	2009	
Ward, Phillip , LB, UCLA *	1998	
Washington, Brandon , G, Miami (Fla.) *	2012-13	
Washington, Chauncey , RB, USC *	2010	
Washington, John David , RB, Morehouse	2006-07	
Webster, Nsimba , WR, Eastern Washington	2019	
Wegher, Brandon , RB, Morningside	2016	
Weil, Russ , FB, Illinois	2008	
Wells, Matthew , LB, Mississippi State	2015	
West, Joe , WR, UTEP	2010	
White, Anthony , RB, Kentucky	2000	
White, Cedric , DE, North Carolina A&T #	1997	
White, Melvin , CB, Louisiana Lafayette	2015	
Whittingham, Fred , RB, BYU	1990	
Williams, Billy , WR, Tennessee *	1995-96	
Williams, Bryce , TE, East Carolina	2016	
Williams, Darius , TE, Georgia Tech	2005	
Williams, Darrell , T, Western Kentucky	2018	
Williams, Jabara , LB, Stephen F. Austin	2012	
Williams, Jay , DE, Wake Forest *	1994	
Williams, Tyrone , DE, Wyoming	1996-97	
Williams, Willie , DT, Louisville	2008	
Wolf, Ethan , TE, Tennessee	2019	
Wolford, John , QB, Wake Forest	2019	
Woodard, Darren , CB, UTEP	2013	
Worthington, Doug , DT, Ohio State *	2015	
Worton, J.J. , WR, Central Florida	2015	
Wright, Claudius , CB, Arizona	1995	
Wylie, Devon , WR, Fresno State	2014	

	Y	
Young, Robert , DE, Mississippi State *	1992	
Young, Eric, T , Union, S.C. *	2009	
Young, Trevon , OLB, Louisville *	2018	

	Z	
Zimmerman, Scott , LB, Northern Colorado	2000-01	

* denotes spent time on the Rams' Active Roster
denotes selected by the Rams in the NFL Draft

Los Angeles Rams 2020 Media Guide

Honors and Awards





All-Time Honors



Pro Bowl Player Of The Game



2004 Marc Bulger, QB



All-Madden



1984 Bill Bain, G
Jack Youngblood, DE

1985 Bill Bain, G
Ron Brown, KR
Eric Dickerson, RB
Garry Green, CB
Dennis Harrah, G
Jackie Slater, T

1987 Tom Newberry, G
Jackie Slater, T

1988 Tom Newberry, G

1989 Jerry Gray, CB
Kevin Greene, LB
Tom Newberry, G
Jackie Slater, T

1990 Jackie Slater, T

1991 Robert Delpino, FB

1993 Jerome Bettis, RB
Sean Gilbert, DT

1995 Isaac Bruce, WR
Jackie Slater, T (Hall of Fame)

1996 Isaac Bruce, WR
Jack Youngblood, DE (Super Bowl Team)
Jackie Slater, T (Super Bowl Team)

1999 Kevin Carter, DE
Marshall Faulk, RB
Orlando Pace, T
Grant Wistrom, DE
Dick Vermeil, Coach

2000 Isaac Bruce, WR
Az-Zahir Hakim, WR
Torry Holt, WR
Orlando Pace, T

2001 Isaac Bruce, WR
Marshall Faulk, RB
London Fletcher, LB
Andy McCollum, C
Orlando Pace, T
Adam Timmerman, G
Kurt Warner, QB
Aeneas Williams, CB
Grant Wistrom, DE



All-NFC



1970 Bob Brown, T (First Team, AP, UPI, PFW)
Tom Mack, G (First Team, UPI, TSN, PFW)
David Jones, DE (First Team, UPI, TSN, PFW)
Merlin Olsen, DT (First Team, AP, UPI, TSN, PFW)
Ed Meador, S (Honorable Mention, UPI)
Charlie Cowan, T (Honorable Mention, UPI)

1971 Charlie Cowan, T (First Team, TSN)
Tom Mack, G (First Team, AP, UPI)
Isiah Robertson, LB (First Team, TSN)
Willie Ellison, RB (Second Team, UPI)
Merlin Olsen, DT (Second Team, UPI)
Lance Rentzal, WR (Honorable Mention, UPI)

David Jones, DE (Honorable Mention, UPI)
Gene Howard, CB (Honorable Mention, UPI)
Dave Elmendorf, S (Honorable Mention, UPI)

1972 Tom Mack, G (First Team, AP, UPI, TSN)
Dave Chapple, P (First Team, TSN)
Merlin Olsen, DT (Second Team, UPI)
Isiah Robertson, LB (Second Team, UPI)
Dave Elmendorf, S (Second Team, UPI)
Coy Bacon, DE (Honorable Mention, UPI)
Jack Snow, WR (Honorable Mention, UPI)

1973 Harold Jackson, WR (First Team, AP, UPI, TSN, PFW)
John Hadl, QB (First Team, AP, UPI, TSN, PFW)
Tom Mack, G (First Team, AP, UPI, TSN, PFW)
Merlin Olsen, DT (First Team, AP, UPI, TSN, PFW)
Isiah Robertson, LB (First Team, AP)
Charlie Cowan, T (Second Team, UPI, PFW)
Joe Scibelli, G (Second Team, UPI)
Lawrence McCutcheon, RB (Second Team, UPI, PFW)
Jack Youngblood, DE (Second Team, UPI, PFW)
Fred Dryer, DE (Second Team, PFW)
Jack Reynolds, LB (Honorable Mention, UPI)
Dave Elmendorf, S (Honorable Mention, UPI)

1974 Tom Mack, G (First Team, AP, UPI, TSN, PFW)
Lawrence McCutcheon, RB (First Team, AP, UPI, TSN, PFW)
Jack Youngblood, DE (First Team, AP, UPI, TSN, PFW, NYN)
Larry Brooks, DT (First Team, PFW)
Fred Dryer, DE (Second Team, UPI)
Merlin Olsen, DT (Second Team, UPI)
Isiah Robertson, LB (Second Team, UPI)
Ken Inman, C (Honorable Mention, UPI)

1975 Tom Mack, G (First Team, AP, UPI, TSN, NYN)
Jack Youngblood, DE (First Team, AP, UPI, TSN, PFW, NYN)
Fred Dryer, DE (First Team, PFW)
Isiah Robertson, LB (First Team, AP, UPI, PFW)
Dave Elmendorf, SS (First Team, AP, NYN)
Lawrence McCutcheon, RB (Second Team, UPI)
Merlin Olsen, DT (Second Team, UPI)
Harold Jackson, WR (Honorable Mention, UPI)
Charlie Cowan, T (Honorable Mention, UPI)
Joe Scibelli, G (Honorable Mention, UPI)
Jack Reynolds, LB (Honorable Mention, UPI)

1976 Jack Youngblood, DE (First Team, AP, UPI, TSN, PFW, NYN)
Isiah Robertson, LB (First Team, AP, UPI, TSN, PFW)
Monte Jackson, CB (First Team, AP, UPI, TSN, PFW, NYN)
Cullen Bryant, KR (First Team, PFW)
Harold Jackson, WR (Second Team, UPI)
Tom Mack, G (Second Team, UPI)
Lawrence McCutcheon, RB (Second Team, UPI)
Larry Brooks, DT (Second Team, UPI)
Dave Elmendorf, SS (Second Team, UPI)
Ron Jessie, WR (Honorable Mention, UPI)



1977 Harold Jackson, WR (First Team, UPI, TSN, NYN)
Tom Mack, G (First Team, UPI, TSN, PFW)
Lawrence McCutcheon, RB (First Team, UPI)
Larry Brooks, DT (First Team, TSN, NYN)
Isiah Robertson, LB (First Team, UPI, TSN, PFW)
Monte Jackson, CB (First Team, UPI, TSN, PFW, NYN)
Bill Simpson, FS (First Team, TSN)
Pat Haden, QB (Second Team, UPI)
Pat Thomas, CB (Honorable Mention, UPI)
Rich Saul, C (Honorable Mention, UPI)

1978 Doug France, T (First Team, TSN, PFW)
Dennis Harrah, G (First Team, UPI, PFW)
Tom Mack, G (First Team, TSN)
Jack Youngblood, DE (First Team, UPI, TSN, PFW, NYN)
Larry Brooks, DT (First Team, UPI, TSN, PFW)
Jim Youngblood, LB (First Team, UPI, NYN)
Pat Thomas, CB (First Team, UPI, PFW, NYN)
Rod Perry, CB (First Team, TSN, NYN)
Bill Simpson, FS (First Team, PFW)
Frank Corral, K (First Team, UPI, TSN, PFW)
Jackie Wallace, PR (First Team, PFW, NYN)



All-Time Honors



1979	Dennis Harrah, G (First Team, PFW, NYN) Rich Saul, C (First Team, PFW, NYN) Jack Youngblood, DE (First Team, UPI, TSN, PFW, NYN) Jack Reynolds, MLB (First Team, TSN) Jim Youngblood, LB (First Team, TSN, NYN) Doug France, T (Second Team, UPI) Larry Brooks, DT (Second Team, UPI) Dave Elmendorf, SS (Honorable Mention, UPI) Nolan Cromwell, FS (Honorable Mention, UPI)		Jim Everett, QB (Second Team, UPI)
1980	Doug France, T (First Team, PFW) Kent Hill, G (First Team, UPI, PFW, NYN) Rich Saul, C (First Team, SI) Jack Youngblood, DE (First Team, UPI, NYN) Pat Thomas, CB (First Team, UPI, PFW, NYN) Nolan Cromwell, FS (First Team, UPI, PFW) Dennis Harrah, G (Second Team, UPI) Larry Brooks, DT (Second Team, UPI) (First Team, NYN) Jack Reynolds, MLB (Second Team, UPI) Rod Perry, CB (Second Team, UPI) (First Team, NYN) Vince Ferragamo, QB (Honorable Mention, UPI)		1989 Henry Ellard, WR (First Team, FN) Jackie Slater, T (First Team, PFW) Tom Newberry, G (First Team, UPI, PFW, FN) Doug Smith, C (First Team, FN) Jerry Gray, CB (First Team, PFW, FN) Kevin Greene, LB (Second Team, UPI)
1981	Nolan Cromwell, FS (First Team, PFW, NYN) LeRoy Irvin, CB (First Team, PFW) Rod Perry, CB (First Team, NYN) Rich Saul, C (First Team, NYN) Jack Youngblood, DE (First Team, NYN)		1990 Jackie Slater, T (First Team, PFW) Tom Newberry, G (Second Team, UPI)
1982	Kent Hill, G (First Team, UPI) Nolan Cromwell, FS (First Team, UPI)		1993 Jerome Bettis, RB (First Team, UPI, PFW, FN) Sean Gilbert, DT (First Team, UPI, PFW, FN)
1983	Jackie Slater, T (First Team, UPI) Kent Hill, G (First Team, PFW, UPI) Eric Dickerson, RB (First Team, UPI, PFW) Nolan Cromwell, SS (First Team, PFW) Johnnie Johnson, FS (Second Team, UPI) Mike Barber, TE (Second Team, UPI) Jim Collins, LB (Second Team, UPI)		1994 Sean Landeta, P (Second Team, UPI)
1984	Bill Bain, T (First Team, PFW) Eric Dickerson, RB (First Team, UPI, PFW) Jim Collins, LB (First Team, PFW) Henry Ellard, KR (First Team, PFW) Dennis Harrah, G (Second Team, UPI) Kent Hill, G (Second Team, UPI) Jack Youngblood, DE (Second Team, UPI)		1996 Isaac Bruce, WR (Second Team, UPI)
1985	Jackie Slater, T (First Team, FN) Dennis Harrah, G (First Team, UPI) Jim Collins, LB (First Team, FN) Gary Green, CB (First Team, FN) Dale Hatcher, P (First Team, UPI, FN) Ron Brown, KR (First Team, FN) Henry Ellard, WR (First Team, FN) Kent Hill, G (Second Team, UPI) LeRoy Irvin, CB (Second Team, UPI)		1999 Kurt Warner, QB (First Team, PFW, FN) Marshall Faulk, RB (First Team, PFW, FN) Isaac Bruce, WR (First Team, PFW, FN) Orlando Pace, T (First Team, FN) Tony Horne, KR (First Team, PFW, FN) Kevin Carter, DE (First Team, PFW, FN) Todd Lyght, CB (First Team, PFW, FN)
1986	Jackie Slater, T (First Team, UPI, PFW, FN) Dennis Harrah, G (First Team, UPI, PFW) Doug Smith, C (First Team, FN) Eric Dickerson, RB (First Team, UPI, PFW, FN) LeRoy Irvin, CB (First Team, UPI) Jerry Gray, CB (First Team, UPI, PFW, FN) Vince Newsome, SS (Second Team, UPI) Carl Ekern, LB (Second Team, UPI) Mark Jerue, LB (Second Team, UPI)		2000 Marshall Faulk, RB (First Team, PFW, FN) Orlando Pace, T (First Team, PFW, FN)
1987	Jackie Slater, T (First Team, UPI, PFW, FN) Tom Newberry, G (First Team, UPI, PFW) Charles White, RB (First Team, UPI, PFW, FN) Jerry Gray, CB (First Team, PFW) Dennis Harrah, G (Second Team, UPI)		2001 Kurt Warner, QB (First Team, FD, PFW) Marshall Faulk, RB (First Team, FD, PFW) Orlando Pace, T (First Team, FD, PFW) Aeneas Williams, CB (First Team, FD, PFW)
1988	Henry Ellard, WR (First Team, UPI, PFW) Jackie Slater, T (First Team, PFW) Tom Newberry, G (First Team, PFW, UPI, FN) Jerry Gray, CB (First Team, PFW) Robert Delpino, ST (First Team, PFW)		2003 Torry Holt, WR (First Team PFW) Orlando Pace, T (First Team PFW) Leonard Little, DE (First Team PFW) Jeff Wilkins, K (First Team PFW)
			2005 Orlando Pace, T (First Team PFW)
			2006 PFWA) Steven Jackson, RB (First Team PFW/
			2008 Donnie Jones, P (First Team PFWA)
			2009 Steven Jackson, RB (First Team PFWA)
			2013 Robert Quinn, DE (First Team PFWA) Johnny Hekker, P (First Team PFWA)
			2014 Johnny Hekker, P (First Team PFWA)
			2015 Aaron Donald, DT (First Team PFWA) Johnny Hekker, P (First Team PFWA)
			2016 Aaron Donald, DT (First Team PFWA) Johnny Hekker, P (First Team PFWA)
			2017 Aaron Donald, DT (First Team PFWA) Johnny Hekker, P (First Team PFWA) Todd Gurley II, RB (First Team PFWA) Andrew Whitworth, T (First Team PFWA) Greg Zuerlein, K (First Team PFWA) Pharoh Cooper, KOR (First Team PFWA)
			2018 Aaron Donald, DT (First Team PFWA) Todd Gurley II, RB (First Team PFWA) Cory Littleton, ST (First Team PFWA)
			2019 Aaron Donald, DT (First Team PFWA)
			 Bert Bell Trophy 
			(NFL Most Valuable Player presented by Philadelphia Maxwell Club)
			1969 Roman Gabriel, QB
			1974 Merlin Olsen, DT
			1999 Kurt Warner, QB
			2001 Marshall Faulk, RB



All-Time Honors



Earle (Greasy) Neale Trophy

(NFL Coach of the Year, presented by Philadelphia Maxwell Club)
1999 Dick Vermeil
2003 Dick Vermeil

ESPY Awards

(ESPN's Pro Football Player of the Year)
1999 Kurt Warner, QB
2000 Marshall Faulk, RB
2001 Marshall Faulk, RB
(ESPN's Breakthrough Athlete of the Year)
1999 Kurt Warner, QB
(ESPN's Arthur Ashe Award)
2014 Michael Sam, DE

Executive Of The Year

2001 Charley Arney, General Manager (PFW, PFWA)

George Halas Award

1986 Gary Jeter, DE (PFW, PFWA)

Golden Toe Award

1973 David Ray, K
1978 Frank Corral, K

Joe F. Carr Trophy

(Official NFL Most Valuable Player)
1939 Parker Hall, QB/HB
1945 Bob Waterfield, QB

Miller Lite Award

(NFL Player of the Year)
1999 Kurt Warner, QB
2000 Marshall Faulk, RB
2001 Marshall Faulk, RB

NFC Assistant Coach Of The Year

1999 Mike Martz (USA)

NFC Coach Of The Year

1973 Chuck Knox (UPI, PFW, KCC, FN)
1983 John Robinson (UPI, FN)
1999 Dick Vermeil (USA)

NFC Defensive Back Of The Year

1989 Jerry Gray, CB (NFLPA)

NFC Defensive Lineman Of The Year

1973 Merlin Olsen, DT (NFLPA)

NFC Defensive Player Of The Year

1975 Jack Youngblood, DE (KCC)
1976 Jack Youngblood, DE (KCC)
1980 Nolan Cromwell, FS (KCC)

NFC Offensive Lineman Of The Year

1970 Bob Brown, T (NFLPA)
1979 Doug France, T (NFLPA)
1983 Jackie Slater, T (NFLPA)
1986 Jackie Slater, T (NFLPA)

1987 Jackie Slater, T (NFLPA)
1989 Jackie Slater, T (NFLPA)

NFC Offensive Player Of The Year

1973 John Hadl, QB (KCC)
1983 Eric Dickerson, RB (UPI)
1984 Eric Dickerson, RB (UPI, KCC)
1986 Eric Dickerson, RB (UPI)
1999 Marshall Faulk, RB (FN)
2001 Marshall Faulk, RB (FN)

NFC Linebacker Of The Year

1974 Isiah Robertson (NFLPA)
1975 Isiah Robertson (NFLPA)
1977 Isiah Robertson (NFLPA)

NFC Player Of The Year

1973 John Hadl, QB (UPI, TSN)
1984 Eric Dickerson, RB (NFLPA)
1999 Marshall Faulk, RB (FN)

NFC Rookie Of The Year

1983 Eric Dickerson, RB (UPI)
1993 Jerome Bettis, RB (UPI)
2015 Todd Gurley, RB (AP, PFWA)

NFL All-Decade Teams

(Chosen by Hall of Fame Selection Committee)

1940's Jim Benton, E
Bob Waterfield, QB

1950's Tom Fears, E
Elroy Hirsch, HB/E
Norm Van Brocklin, QB/P
Dick Lane, DB

1960's David Jones, DE
Merlin Olsen, DT
Eddie Meador, DB

1970's Jack Youngblood, DE (First Team)
Merlin Olsen, DT (Second Team)

1980's Eric Dickerson, RB (First Team)
Nolan Cromwell, S (Second Team)

1990's LB Kevin Green, LB (First Team)
Sean Landeta, P (Second Team)

2000's Torry Holt, WR (Second Team)
Orlando Pace, T (Second Team)
La'Roi Glover, DT (Second Team)
Dante Hall, PR (First Team)
Dante Hall, KR (Second Team)

NFC All-Pro

1937 Johnny Drake, FB (Second Team, UPI, NYN)
Ted Livingston, T (Honorable Mention, NFL)
Ookie Miller, G (Honorable Mention, NFL)
Chuck Cherundolo, C (Honorable Mention, NFL)

1938 Johnny Drake, FB (Second Team, NFL, NYDM)
Jim Benton, E (Honorable Mention, NFL, PFWA)
Chuck Cherundolo, C (Honorable Mention, NFL, PFWA)

1939 Parker Hall, QB (First Team, UPI, INS, NYN),
HB (First Team, PFWA)
Johnny Drake, HB (Second Team, NFL, UPI,
PFWA, NYN)
Jim Benton, E (Second Team, NFL)



All-Time Honors



Chet Adams, T (Honorable Mention, NFL)
 Bill Conkwright, C (Honorable Mention, PFWA)
 Vic Spadacinni, QB (Honorable Mention, NFL, PFWA)

1940 Johnny Drake, FB (First Team, NFL, AP, UPI, NYN)
 Parker Hall, QB (Second Team, UPI)
 Berney McGarry, G (Honorable Mention, AP)
 Chet Adams, T (Second Team, INS, NYN)

1941 Riley Matheson, G (First Team, AP)
 Chet Adams, T (Honorable Mention, AP, UPI)
 Parker Hall, HB (Honorable Mention, AP)
 Johnny Drake, FB (Honorable Mention, NFL)

1942 Riley Matheson, G (First Team, AP)
 Chet Adams, T (Second Team, NFL, AP)
 John Hightower, E (Honorable Mention, NFL)
 Dante Magnani, HB (Second Team, NFL)

1944 Riley Matheson, G (First Team, AP, UPI, NYN)
 Jim Benton, E (Second Team, UPI, NYN)
 Steve Pritko, E (Honorable Mention, AP)

1945 Bob Waterfield, QB (First Team, AP, UPI-HB, NYN)
 Riley Matheson, G (First Team, AP, UPI, NYN)
 Jim Benton, E (First Team, AP, NYN)
 Eberle Schultz, T (First Team, INS)
 Jim Gillette, HB (First Team, INS)
 Mike Scarry, C (Second Team, UPI)
 Fred Gehrke, HB (Second Team, UPI, INS)

1946 Jim Benton, E (First Team, AP, UPI, NYN, WP)
 Riley Matheson, G (First Team, AP, UPI, NYN, WP)
 Bob Waterfield, QB (First Team, AP, UPI, WP)
 Gil Bouley, T (Second Team, WP)

1947 Dick Huffman, T (First Team, AP)
 Riley Matheson, G (First Team, AP, NYN)
 Jim Benton, E (Honorable Mention, UPI)
 Roger Eason, G (Honorable Mention, UPI)
 Bob Waterfield, QB (Honorable Mention, AP)
 Gil Bouley, T (First Team, HA)

1948 Dick Huffman, T (First Team, AP, TSN, UPI, NYN)
 Fred Naumetz, C (First Team, INS)
 Tom Fears, E (Second Team, UPI, NYN)
 Milan Lazetich, MG (First Team, HA)
 Gil Bouley, T (First Team, HA)

1949 Tom Fears, E (First Team, UPI, NYN, CO)
 Dick Huffman, T (First Team, AP, UPI, NYN, INS-DT, CO-DT)
 Fred Naumetz, C (First Team, AP, UPI, NYN)
 Bob Waterfield, QB (First Team, AP, UPI, CO)
 Milan Lazetich, G (First Team, INS)
 Dick Hoerner, FB (First Team, CO)
 Jack Martin, C (Honorable Mention, UPI)

1950 Tom Fears, E (First Team, AP, UPI, NYN)
 Dick Huffman, T (First Team, NYN-OT)
 Dick Reinhard, T (First Team, NYN-DT)
 Fred Naumetz, C (Second Team, NYN)
 Bob Waterfield, QB (Second Team, AP)
 Dick Hoerner, FB (Second Team, AP, NYN)
 Larry Brink, DE (Honorable Mention, AP)
 Milan Lazetich, G (Honorable Mention, AP)
 Norm Van Brocklin, QB (Honorable Mention, AP, UPI)
 Glen Davis, HB (Honorable Mention, AP, UPI)
 Paul Berry, HB (Honorable Mention, AP)

1951 Larry Brink, DE (First Team, AP, NYN)
 Elroy Hirsch, E (First Team, AP, UPI, NYN)
 Dan Towler, FB (First Team, UPI, NYN)
 Stan West, MG (First Team, NYN)

Tank Younger, LB (First Team, AP)
 Tom Fears, E (Second Team, NYN)
 Woodley Lewis, DB (Second Team, UPI)
 Bob Waterfield, QB (Second Team, UPI, NYN)

1952 Dan Towler, HB (First Team, AP, UPI)
 Larry Brink, DE (First Team, UPI)
 Stan West, MG (First Team, AP, UPI, NYN)
 Herb Rich, DB (First Team, AP, NYN)
 Elroy Hirsch, E (Second Team, UPI, NYN)
 Norm Van Brocklin, QB (Second Team, UPI)
 Andy Robustelli, DE (Second Team, NYN)
 Tank Younger, FB (Second Team, UPI)
 Dick Lane, DB (Honorable Mention, AP)
 Leon McLaughlin, C (Honorable Mention, UPI)
 Bob Waterfield, QB (Honorable Mention, UPI)
 Dick Daugherty, MB (Honorable Mention, UPI)
 Don Paul, LB (Honorable Mention, AP, UPI)

1953 Elroy Hirsch, E (First Team, AP)
 Dan Towler, HB (First Team, UPI)
 Andy Robustelli, DE (First Team, AP)
 Don Paul, LB (First Team, AP)
 Bud McFaddin, G (Second Team, UPI)
 Larry Brink, DE (Second Team, NYN)
 Woodley Lewis, DB (Second Team, UPI)
 Tom Dahms, T (Honorable Mention, AP, UPI)
 John Hock, G (Honorable Mention, AP)
 Norm Van Brocklin, QB (Honorable Mention, AP)
 Skeets Quinlan, HB (Honorable Mention, AP, UPI)
 Charlie Toogood, DT (Honorable Mention, AP)
 Stan West, MG (Honorable Mention, AP, UPI)
 Dick Lane, DB (Honorable Mention, UPI)

1954 Bob Boyd, E (First Team, AP, NYN)
 Duane Putnam, G (Second Team, AP)
 Norm Van Brocklin, QB (Second Team, TSN, NYN)
 Tank Younger, FB (Second Team, AP, UPI)
 Dan Towler, HB (Second Team, AP)
 Andy Robustelli, DE (Second Team, AP, UPI, NYN)
 Don Paul, LB (Second Team, AP)
 Leon McLaughlin (Honorable Mention, AP)
 Skeets Quinlan, HB (Honorable Mention, UPI)
 Les Richter, LB (Honorable Mention, UPI)

1955 Duane Putnam, G (First Team, AP, NEA, TSN, NYN)
 Norm Van Brocklin, QB (First Team, TSN)
 Ron Waller, HB (First Team, UPI)
 Andy Robustelli, DE (First Team, AP, TSN, NYN)
 Les Richter, LB (First Team, NYN)
 Will Sherman, DB (First Team, AP, UPI, NEA, TSN, NYN)
 Bud McFaddin, DT (Second Team, NEA)
 Tom Fears, E (Honorable Mention, AP)
 Charlie Toogood, T (Honorable Mention, AP)
 Bob Cross, T (Honorable Mention, AP)
 Leon McLaughlin, C (Honorable Mention)
 Tank Younger, FB (Honorable Mention, AP)
 Tom McCormack, HB (Honorable Mention, AP)
 Duane Putnam, G (First Team, NEA, NYN)
 Les Richter, MLB (First Team, AP, NYN)
 Elroy Hirsch, E (Second Team, NYN)
 Ron Waller, HB (Second Team, NEA)
 Bud McFaddin, DT (Second Team, NEA, NYN)
 Will Sherman, DB (Second Team, NEA)

1957 Duane Putnam, G (First Team, AP, UPI, NEA, NYN)
 Tom Wilson, HB (Second Team, AP, UPI, NYN)
 Les Richter, MLB (Second Team, AP, UPI)
 Dick Daugherty, LB (Second Team, NYN)

1958 Del Shofner, E (First Team, AP, UPI, NEA, NYN)
 Duane Putnam, G (First Team, AP, UPI, NEA, NYN)
 Jon Arnett, HB (First Team, AP, UPI, NEA, NYN)
 Les Richter, MLB (Second Team, AP, UPI, NEA, NYN)
 Will Sherman, DB (Second Team, AP, UPI, NEA, NYN)



All-Time Honors



1959	Del Shofner, E (First Team, AP, UPI, NEA, NYN) Duane Putnam, G (First Team, NEA) Ollie Matson, FB (Second Team, UPI) Lou Michaels, DE/K (Second Team, AP) Jon Arnett, HB (Honorable Mention, UPI)	David Jones, DE (First Team, HOF, PFW, PFWA, NEA, AP, UPI, FN, SI, NYN) Merlin Olsen, DT (First Team, HOF, PFW, PFWA, NEA, AP, UPI, FN, SI, NYN) Ed Meador, S (First Team, AP, UPI, PFW) Ken Inman, C (Second Team, NYN) Maxie Baughan, LB (Second Team, AP, PFW) Bruce Gossett, K (Second Team, PFW)
1960	Jim Phillips, E (Second Team, AP, UPI) Art Hunter, C (Second Team, AP, UPI, NEA) Gene Brito, DE (Second Team, UPI) Les Richter, MLB (Second Team, AP) Ed Meador, CB (Second Team, AP) John LoVetere, DT (Honorable Mention, UPI) Jack Pardee, LB (Honorable Mention, UPI)	1970 Bob Brown, T (First Team, AP, PFWA, NEA, PFW) Tom Mack, G (First Team, FN) David Jones, DE (First Team, FN, PFW, NYP) Merlin Olsen, DT (First Team, AP, PFWA, NEA, PFW)
1961	Jim Phillips, E (First Team, AP, UPI, NYN) Jon Arnett, HB (Second Team, UPI, NYN)	1971 Tom Mack, G (First Team, NEA) Isiah Robertson, LB (First Team, NYP) Coy Bacon, DE (Second Team, NEA) Merlin Olsen, DT (Second Team, UPI)
1962	Dick Bass, FB (First Team, UPI, FN) Marlin McKeever, LB (Honorable Mention, UPI) Ed Meador, CB (Honorable Mention, UPI, NEA)	1972 Tom Mack, G (First Team, NYP) Coy Bacon, DE (First Team, FN) Isiah Robertson, LB (Second Team, FN) Dave Chapple, P (Second Team, PFWA)
1963	Merlin Olsen, DT (First Team, FN) Jack Pardee, LB (First Team, AP) Rosey Grier, DT (Second Team, NEA) Ed Meador, CB/S (Second Team, NEA) Dick Bass, FB (Honorable Mention, AP) Frank Verrichione, T (Honorable Mention, AP)	1973 Harold Jackson, WR (First Team, AP, PFWA, NEA, FN, NYP, PFW) Joe Scibelli, G (First Team, NEA) Tom Mack, G (First Team, PFW) John Hadl, QB (First Team, AP, PFWA, FN, PFW) Jack Youngblood, DE (First Team, NYP) Isiah Robertson, LB (First Team, AP, PFWA, FN, NYP) Charlie Cowan, T (Second Team, AP, PFWA) Lawrence McCutcheon, RB (Second Team, NEA, FN) Fred Dryer, DE (Second Team, PFW) Merlin Olsen, DT (Second Team, AP, FN)
1964	Merlin Olsen, DT (First Team, NEA, FN) David Jones, DE (Second Team, AP, UPI, NEA, NYN) Marlin McKeever, TE (Honorable Mention, UPI) Frank Verrichione, T (Honorable Mention, UPI)	1974 Tom Mack, G (First Team, PFWA, FN, PFW) Lawrence McCutcheon, RB (First Team, NEA, FN, NYP) Jack Youngblood, DE (First Team, AP, PFWA) Fred Dryer, DE (First Team, NEA) Isiah Robertson, LB (First Team, FN) Dave Elmendorf, SS (First Team, NYP) Merlin Olsen, DT (Second Team, AP) Larry Brooks, DT (Second Team, NEA)
1965	David Jones, DE (First Team, AP, UPI, NEA, NYN, FN) Merlin Olsen, DT (First Team, FN) Tommy McDonald, FL (Honorable Mention, UPI) Rosey Grier, DT (Honorable Mention, UPI) Dan Currie, LB (Honorable Mention, UPI) Ed Meador, S (Honorable Mention, UPI)	1975 Tom Mack, G (First Team, FN) Jack Youngblood, DE (First Team, AP, PFWA, NEA, FN, PFW, NYP) Isiah Robertson, LB (First Team, NEA, PFW) Merlin Olsen, DT (Second Team, FN) Dave Elmendorf, SS (Second Team, AP, NEA) Tom Dempsey, K (Second Team, FN)
1966	David Jones, DE (First Team, AP, UPI, NEA, PFWA, NYN, FN) Merlin Olsen, DT (First Team, AP, UPI, NEA, PFWA, NYN, FN) Maxie Baughan, LB (First Team, NEA) Tom Mack, G (Second Team, FN) Dick Bass, FB (Second Team, AP, UPI, NYN) Irv Cross, CB (Honorable Mention, UPI) Ed Meador, S (Honorable Mention, UPI)	1976 Jack Youngblood, DE (First Team, AP, PFWA, NEA, FN, PFW, NYP) Monte Jackson, CB (First Team, AP, PFWA, NEA, FN, PFW, NYN, NYP) Isiah Robertson, LB (First Team, AP; Second Team, PFWA)
1967	Charlie Cowan, T (First Team, FN) David Jones, DE (First Team, AP, UPI, NEA, PFWA, NYN, FN) Merlin Olsen, DT (First Team, AP, UPI, NEA, PFWA, NYN, FN) Maxie Baughan, LB (First Team, UPI, NYN, FN) Ed Meador, S (First Team, UPI, NEA, PFWA, FN) Tom Mack, G (Second Team, FN) Roman Gabriel, QB (Second Team, FN) Les Josephson, RB (Second Team, FN) Roger Brown, DT (Second Team, FN) Joe Scibelli, G (Honorable Mention, UPI) Irv Cross, CB (Honorable Mention, UPI) Bernie Casey, FL (Honorable Mention, UPI) Billy Truax, TE (Honorable Mention, UPI)	1977 Larry Brooks, DT (First Team, PFWA, NYP) Monte Jackson, CB (First Team, PFWA) Jack Youngblood, DE (First Team, NYN) Isiah Robertson, LB (First Team, CPFN) Harold Jackson, WR (Second Team, NEA)
1968	David Jones, DE (First Team, PFW, PFWA) Merlin Olsen, DT (First Team, PFW, PFWA) Ed Meador, S (First Team, AP) Charlie Cowan, T (Second Team, AP, NYN) Tom Mack, G (Second Team, UPI, NEA) Roman Gabriel, QB (Second Team, NYN) Maxie Baughan, LB (Second Team, AP, NYN)	1978 Dennis Harrah, G (First Team, CPFN) Jack Youngblood, DE (First Team, AP, PFWA, NEA, CPFN, PFW, NYN) Jim Youngblood, LB (First Team, NYP, NYN) Pat Thomas, CB (First Team, NYP, NYN) Frank Corral, K (First Team, PFWA, NEA, CPFN, PFW) Doug France, T (Second Team, AP, NEA) Larry Brooks, T (Second Team, AP, NEA)
1969	Bob Brown, T (First Team, HOF, PFW, PFWA, NEA, AP, UPI, FN, NYN) Charlie Cowan, T (First Team, SI) Tom Mack, G (First Team, HOF, UPI, NEA) Roman Gabriel, QB (First Team, HOF, AP, UPI, PFW, NYN, SI)	1979 Jack Youngblood, DE (First Team, AP, PFWA, NEA, PFW, NYN)



All-Time Honors



	Larry Brooks, DT (First Team, AP) Jim Youngblood, LB (Second Team, AP)		Kevin Greene, LB (First Team, NEA, TSN, USA Today) Jerry Gray, CB (First Team, PFWA, CPFN) Mike Lansford, K (First Team, TSN) Jim Everett, QB (Second Team, NEA, CPFN)
1980	Kent Hill, G (First Team, PFW) Rich Saul, C (First Team, SI) Pat Thomas, CB (First Team, AP, SI) Nolan Cromwell, FS (First Team, AP, PFWA, NEA, TSN, FD, PFW, SI, CPFN, NYN) Jack Youngblood, DE (Second Team, NEA, TSN)	1990	Henry Ellard, WR (Honorable Mention, AP) Jackie Slater, T (Honorable Mention, AP) Tom Newberry, G (Honorable Mention, AP) Doug Smith, C (Honorable Mention, AP) Alvin Wright, NT (Honorable Mention, AP) Kevin Greene, LB (Honorable Mention, AP)
1981	Nolan Cromwell, FS (First Team, AP, PFWA, NEA, TSN, PFW, SI, NYN) LeRoy Irvin, PR (First Team, AP, PFWA, TSN, PFW) Rod Perry, CB (First Team, NYN) Rich Saul, C (Second Team, NEA)	1991	Robert Delpino, Receiver-Back (First Team, SI)
1982	Nolan Cromwell, FS (First Team, AP, PFWA, FD) LeRoy Irvin, PR (First Team, PFWA)	1992	Kevin Greene, LB (First Team, SI) Jackie Slater, T (Honorable Mention, AP)
1983	Jackie Slater, T (First Team, NFL Films) Kent Hill, G (First Team, TSN) Eric Dickerson, RB (First Team, AP, PFWA, NEA, TSN, PFW, CPFN, FD, SI, NFL Films) Nolan Cromwell, SS (First Team, FD) Johnnie Johnson, FS (First Team, NEA)	1993	Jerome Bettis, RB (First Team, AP, PFWA, CPFN) Sean Gilbert, DT (First Team, CPFN)
1984	Bill Bain, T (First Team, NFL Films, PFW) Eric Dickerson, RB (First Team, AP, PFWA, NEA, TSN, PFW, CPFN, FD, SI NFL Films) Jim Collins, LB (First Team, SI, PFW) Henry Ellard, WR (First Team, AP, TSN, FD) Kent Hill, G (Second Team, CPFN) Gary Green, CB (Second Team, NEA)	1994	Sean Landeta, P (Honorable Mention, AP)
1985	Jim Collins, LB (First Team, TSN) LeRoy Irvin, CB (First Team, USA Today) Vince Newsome, Nickel Back (First Team, SI) Dale Hatcher, P (First Team, AP, TSN, FD, USA Today, SI) Ron Brown, KR (First Team, AP, TSN, FD) Henry Ellard, WR (First Team, TSN) Gary Green, CB (Second Team, FD) Kent Hill, G (Second Team, AP, FD) Eric Dickerson, G (Honorable Mention, AP)	1995	Isaac Bruce, WR (First Team, SI) Sean Landeta, P (First Team, USA Today) D'Marco Farr, DT (SI)
1986	Jackie Slater, T (First Team, SI) Dennis Harrah, G (First Team, AP, PFWA, TSN, FD, NFL Films, PFW, CPFN) Eric Dickerson, RB (First Team, AP, PFWA, NEA, TSN, FD, USA Today, SI, NFL Films, PFW, CPFN) LeRoy Irvin, CB (First Team, AP, PFWA, TSN, FD, NFL Films) Jerry Gray, CB (Second Team, AP) Nolan Cromwell, FS (Honorable Mention, AP) Mel Owens, LB (Honorable Mention, AP) Doug Smith, C (Honorable Mention, AP)	1996	Eddie Kennison, PR (Second Team, CPFN, FD)
1987	Jackie Slater, T (First Team, NEA) Tom Newberry, G (First Team, USA Today, SI) Charles White, RB (First Team, AP, PFWA, TSN, CPFN, FD, NFL Films, PFW) Ron Brown, KR (First Team, CPFN) Dale Hatcher, P (Second Team, CPFN) Jerry Gray, CB (Second Team, NEA)	1999	Kurt Warner, QB (First Team, AP, CPFN, FD, SI, PFW, TSN, USA) Marshall Faulk, RB (First Team, AP, SI, PFW, CPFN, TSN, FD, USA) Isaac Bruce, WR (First Team, CPFN, TSN, USA; Second Team, AP, FD) Orlando Pace, T (First Team, AP, PFW, TSN, USA; Second Team, CPFN, FD) Kevin Carter, DE (First Team, AP, PFW, CPFN, TSN, FD, USA) Tony Horne, KR (First Team, CPFN, PFW, SI, TSN, USA; Second Team, AP, FD) Az-Zahir Hakim, PR (First Team, CPFN, USA (3rd Down Specialist) London Fletcher, LB (Second Team, FD) Todd Lyght, CB (Second Team, AP, CPFN, FD) Adam Timmerman, G (Second Team, CPFN, FD)
1988	Henry Ellard, WR (First Team, AP, PFWA, NEA, TSN, CPFN, SI, NFL Films, PFW) Jackie Slater, T (First Team, NFL Films, PFW) Irv Pankey, T (First Team, NEA) Tom Newberry, G (First Team, AP, PFWA, TSN, CPFN, USA Today, NFL Films, PFW) LeRoy Irvin, CB (First Team, SI) Jim Everett, QB (Second Team, CPFN) Jerry Gray, CB (Second Team, NEA) Doug Smith, C (Honorable Mention, PFW)	2000	Marshall Faulk, RB (First Team, AP, CPFN, FD, FN, SI, PFW, SN, USA) Az-Zahir Hakim, PR (First Team, PFW, TSN; Second Team, CPFN, FD) Tom Nütten, G (First Team, USA) Orlando Pace, T (First Team, CPFN, FN, PFW, SN; Second Team, AP)
1989	Jackie Slater, T (First Team, NEA, CPFN, FD) Tom Newberry, G (First Team, AP, PFWA, TSN, USA, PFW)	2001	Kurt Warner, QB (First Team, AP, CPFN, FD, SI, PFW, TSN) Marshall Faulk, RB (First Team, AP, CPFN, FD, SI, PFW, TSN) Orlando Pace, T (First Team, AP, CPFN, PFW, TSN; Second Team, FD) Aeneas Williams, CB (First Team, AP, FD, PFW, TSN; Second Team, CPFN) Adam Timmerman, G (Second Team, AP, FD) Ernie Conwell, TE (Second Team, FD) Grant Wistrom, DE (Second Team, FD)
		2003	Torry Holt, WR (First Team AP, SI, PFW, FD, TSN) Orlando Pace, T (First Team AP, TSN) Leonard Little, DE (First Team AP, PFW) Jeff Wilkins, K (Second Team AP)
		2004	Orlando Pace, T (TSN)
		2008	Donnie Jones, P (Second Team AP)
		2009	Steven Jackson, RB (Second Team AP)



All-Time Honors



	Donnie Jones, P (Second Team AP)
2013	Robert Quinn, DE (First Team AP, PFWA) Johnny Hekker, P (First Team AP)
2014	Johnny Hekker, P (Second Team AP)
2015	Aaron Donald, DT (First Team AP, PFWA, SN) Todd Gurley, RB (Second Team AP) Johnny Hekker, P (First Team AP, PFWA, SN)
2016	Aaron Donald, DT (PFW, PFF, AP, SN) Johnny Hekker, P (PFW, PFF, AP, Second Team SN)
2017	Pharoh Cooper, KR, (First Team AP KR, Second Team AP PR, PFW, SN, PFF) Aaron Donald, DT (AP, PFW, SN, PFF) Johnny Hekker, P (AP, PFW) Todd Gurley II, RB (AP, PFW, SN, PFF) Rodger Saffold III, G (Second Team AP) Andrew Whitworth, T (AP, PFW) Greg Zuerlein, K (AP, PFW, SN)
2018	Aaron Donald, DT (AP, PFW, SN, PFF) Todd Gurley II, RB (AP, PFW, SN) Cory Littleton, ST (Second Team AP, Second Team PFF) Johnny Hekker, P (Second Team AP, Second Team PFF)
2019	Aaron Donald, DT (AP, PFWA, SN, PFF)

1994

Wayne Gandy, T (CPFN)
Keith Lyle, S (PFW)

1995

Kevin Carter, DE (FN, CPFN)

1996

Tony Banks, QB (CPFN, FN, PFW)
Eddie Kennison, WR (CPFN, PFW)
Eddie Kennison, PR (CPFN, FD, PFW)

1999

Torry Holt, WR (PFW, FN, FD)

2001

Adam Archuleta, S (FD, PFW)
Tommy Polley, LB (FD, PFW)

2003

Pisa Tinoisamoa, LB (PFW)

2009

James Laurinaitis, LB (PFW)

2010

Sam Bradford, QB (PFW)
Rodger Saffold, T (PFW)

2012

Michael Brockers, DT (PFW)
Janoris Jenkins, CB (PFW)

2013

Tavon Austin, KR (PFW)
Alec Ogletree, LB (PFW)

2014

Aaron Donald, DT (PFW, SI)
Tre Mason, RB (PFW, SI)
E.J. Gaines, CB (PFW)

2015

Todd Gurley, RB (PFW)
Rob Havenstein, T (PFW)

2017

Cooper Kupp, WR (PFW)



NFL All-Rookie



1971	Dave Elmendorf, S (UPI,FD) Jack Youngblood, DE (FD) Isiah Robertson, LB (AP, UPI, PFW, FD)
1972	Jim Bertleson, RB (UPI, PFW, FD)
1973	Lawrence McCutcheon, RB (UPI)
1974	Bill Simpson, S (PFWA)
1975	Doug France, T (PFWA) Monte Jackson, CB (UPI, FD)
1976	Pat Haden, QB (FD) Rusty Jackson, P (PFWA)
1977	Billy Waddy, WR (UPI, PFW, PFWA, FD) Rafael Septien, K (UPI, PFW, PFWA, FD) Bob Brudzinski, LB (AP, UPI, PFW, PFWA)
1978	Frank Corral, K (UPI, PFW, PFWA, FD)
1980	Johnnie Johnson, S (UPI, PFW, FD, PFWA)
1983	Eric Dickerson, RB (UPI, PFW, FD, PFWA)
1985	Dieter Brock, QB (UPI, FD, PFWA) Dale Hatcher, P (UPI, PFWA)
1986	Tom Newberry, G (UPI, PFWA, PFW) Jim Everett, QB (UPI, PFWA, PFW)
1988	Fred Strickland, LB (PFW)
1989	Bill Hawkins, DE (PFWA, PFW) Frank Stams, LB (FD)
1990	Pat Terrell, S (FN)
1992	Sean Gilbert, DT (PFWA)
1993	Jerome Bettis, RB (PFWA, CPFN)



NFC All-Western Conference



1956

Duane Putnam, G (TSN)
Les Richter, MLB (TSN)

1957

Duane Putnam, G (TSN)
Tom Wilson, HB (TSN)
Les Richter, MLB (TSN)
Will Sherman, DB (TSN)

1958

Del Shofner, E (TSN)
Duane Putnam, G (TSN)
Jon Arnett, RB (TSN)
Les Richter, MLB (TSN)
Will Sherman, DB (TSN)

1959

Del Shofner, E (TSN)

1960

Jim Phillips, E (TSN)

1961

Jim Phillips, E (TSN)
Ed Meador, DB (TSN)

1962

Dick Bass, FB (TSN)

1963

Rosey Grier, DT (TSN)
Jack Pardee, LB (TSN)
Frank Varrichione, T (TSN)
Merlin Olsen, DT (TSN)
Ed Meador, S (TSN)
Bruce Gossett, K (TSN)

1964

Merlin Olsen, DT (TSN)
Ed Meador, S (TSN)
Bruce Gossett, K (TSN)
Merlin Olsen, DT (TSN)
Ed Meador, DB (TSN)

1965

Merlin Olsen, DT (TSN)
Ed Meador, DB (TSN)

1966

David Jones, DE (TSN)
Merlin Olsen, DT (TSN)
Maxie Baughan, LB (TSN)
Ed Meador, DB (TSN)
Bruce Gossett, K (TSN)



All-Time Records



1967 David Jones, DE (TSN)
Merlin Olsen, DT (TSN)
Roger Brown, DT (TSN)
Maxie Baughan, LB (TSN)
Ed Meador, S (TSN)

1968 Charlie Cowan, T (TSN)
David Jones, DE (TSN)
Merlin Olsen, DT (TSN)
Maxie Baughan, LB (TSN)
Ed Meador, S (TSN)

1969 Bob Brown, T (TSN)
Tom Mack, G (TSN)
Roman Gabriel, QB (TSN)
David Jones, DE (TSN)
Merlin Olsen, DT (TSN)
Maxie Baughan, LB (TSN)
Ed Meador, S (TSN)

NFL Coach Of The Year

1945 Adam Walsh (NYN)
1952 Hamp Pool (NYN)
1967 George Allen (AP, UPI, TSN)
1973 Chuck Knox (AP, PFWA)
1999 Dick Vermeil (AP, CPFN, FD, FN, IFA, PFW, PFWA, SI, TSN, NFL Alumni)
2017 Sean McVay (AP, PFWA, 101)

NFL Comeback Player Of The Year

2003 Aeneas Williams, S (FD)

NFL Defensive Back Of The Year

1976 Monte Jackson, CB (FD)
1980 Nolan Cromwell, FS (FD)
1981 Nolan Cromwell, FS (FD)
1983 Nolan Cromwell, SS (FD)

NFL Defensive Lineman Of The Year

1967 David Jones, DE (NFLPA)
1968 David Jones, DE (NFLPA)
1975 Jack Youngblood, DE (PFW)

NFL Defensive Player Of The Year

1967 David Jones, DE (NEA)
1968 David Jones, DE (NEA)
1975 Jack Youngblood, DE (UPI)
2013 Robert Quinn, DE (PFWA)
2017 Aaron Donald, DT (AP, PFWA, 101)
2018 Aaron Donald, DT (AP, PFWA, 101)

NFL Kick Returner Of The Year

1984 Henry Ellard (NFL Alumni)
1985 Ron Brown (NFL Alumni)



Rams DT Aaron Donald receiving the Defensive Rookie of the Year Award at the 4th Annual NFL Honors. Photo courtesy of APimages.com

NFL Most Valuable Player

1999 Kurt Warner, QB (AP, IFA, PFW, PFWA)
2000 Marshall Faulk, RB (AP, PFW, PFWA)
2001 Kurt Warner, QB (AP)
2001 Marshall Faulk, RB (PFW, PFWA)

NFL Offensive Coordinator Of The Year

1999 Mike Martz (FD)

NFL Offensive Lineman Of The Year

1969 Bob Brown, T (NFLPA)

NFL Offensive Player Of The Year

1969 Roman Gabriel, QB (PFW, KCC)
1986 Eric Dickerson, RB (AP)
1999 Marshall Faulk, RB (AP, CPFN)
1999 Kurt Warner (PFW)
2000 Marshall Faulk, RB (AP, CPFN)
2001 Marshall Faulk, RB (AP, CPFN)
2017 Todd Gurley II, RB (AP, PFWA, 101)

NFL Offensive Rookie Of The Year

1983 Eric Dickerson, RB (AP, PFW)
1993 Jerome Bettis, RB (AP, PFW)
2010 Sam Bradford, QB (AP, PFW)
2015 Todd Gurley II, RB (AP, PFW)



Rams RB Todd Gurley II receiving the Offensive Rookie of the Year Award at the 5th Annual NFL Honors. Photo courtesy of APimages.com

NFL Defensive Rookie Of The Year

1971 Isiah Robertson, LB (PFWA)
2014 Aaron Donald, DT (PFW, NFL, AP)

Player Of The Year

1969 Roman Gabriel, QB (AP, UPI, TSN, NEA)
1999 Kurt Warner, QB (FD, SI, TSN)
2000 Marshall Faulk, RB (FD, SI, TSN)
2001 Kurt Warner, QB (FD)
2001 Marshall Faulk, RB (SI, TSN)
2017 Todd Gurley II, RB (NFL Alumni)

NFL Quarterback Of The Year

1999 Kurt Warner (IFA, NFL Alumni, NQC)

NFL Rookie Of The Month

1996 Eddie Kennison, WR (Oct.)
2010 Sam Bradford, QB (Oct., Nov.)
2016 Todd Gurley, RB (Oct.)



All-Time Honors



NFL Rookie Of The Year

- 1971 Isiah Robertson, LB (PFW)
- 1983 Eric Dickerson, RB (NEA, PFWA, CPFN, FN, PFW)
- 1993 Jerome Bettis, RB (TSN, UPI)
- 2016 Todd Gurley II, RB (AP, PFWA)

NFL Running Back Of The Year

- 1983 Eric Dickerson (FD, NFL Alumni)
- 1984 Eric Dickerson (NFL Alumni)
- 1986 Eric Dickerson (NFL Alumni)

NFL Wide Receiver Of The Year

- 1989 Henry Ellard (NFL Alumni)

Pete Rozzele Trophy

- (Super Bowl Most Valuable Player)
- 1999 Kurt Warner, QB

Phil Simms All-Ironman Team

- 1999 Marshall Faulk, RB

Pro Bowl

- 1938 (1) Ed Goddard QB
- 1939 (5) Jim Benton E, Johnny Drake FB, Parker Hall QB, Vic Spadaccini QB, John Wiatrak C
- 1940 (2) Ollie Cordell B, Ted Livingston G
- 1941 (2) Chet Adams T, Dante Magnani HB
- 1950 (8) Larry Brink DE, Glenn Davis HB, Tom Fears E, Dick Hoerner FB, Dick Huffman T, Woodley Lewis HB, Norm Van Brocklin QB, Bob Waterfield QB
- 1951 (8) Larry Brink DE (2), Elroy Hirsch E, Don Paul C, Dan Towler HB, Norm Van Brocklin QB (2), Bob Waterfield QB (2), Stan West G, Paul Younger FB
- 1952 (7) Elroy Hirsch E (2), Don Paul C (2), Dan Towler HB (2), Norm Van Brocklin QB (3), Stan West G (2), Jim Winkler T, Paul Younger FB (2)
- 1953 (6) Elroy Hirsch E (3), Don Paul C (3), Andy Robustelli DE, Dan Towler HB (3), Norm Van Brocklin QB (4), Paul Younger FB (3)
- 1954 (7) Bob Boyd E, Leon McLaughlin C, Duane Putnam G, Skeet Quinlan HB, Les Richter LB, Dan Towler HB (4), Norm Van Brocklin QB (5)
- 1955 (9) Leon Clarke E, Bud McFadin DT, Paul Miller DE, Duane Putnam G (2), Les Richter LB (2), Andy Robustelli DE (2), Will Sherman S, Norm Van Brocklin QB (6), Ron Waller HB
- 1956 (6) Leon Clarke E (2), John Hock G, Bud McFadin DT (2), Les Richter LB (3), Tom Wilson RB, Paul Younger FB (4)
- 1957 (5) Jon Arnett HB, Dick Daughtery LB, Duane Putnam G (3), Les Richter LB (4), Tom Wilson HB (2)
- 1958 (6) Jon Arnett HB (2), Duane Putnam G(4), Les Richter LB (5), Will Sherman S(2), Del

- Shofner SE, Bill Wade QB
- 1959 (4) Jon Arnett HB (3), Lamar Lundy DE, Les Richter LB (6), Del Shofner SE (2)
- 1960 (4) Jon Arnett HB (4), Ed Meador DB, Jim Phillips E, Les Richter LB (7)
- 1961 (3) Jon Arnett HB (5), Jim Phillips E (2), Les Richter LB (8)
- 1962 (4) Dick Bass HB, Merlin Olsen DT, Jim Phillips E(3), Frank Varrichione T
- 1963 (3) Dick Bass HB (2), Merlin Olsen DT (2), Jack Pardee LB
- 1964 (3) David Jones DE, Ed Meador DB (2), Merlin Olsen DT (3)
- 1965 (4) David Jones DE (2), Tom McDonald E, Ed Meador DB (3), Merlin Olsen DT (4)
- 1966 (7) Dick Bass HB (3), Maxie Baughan LB, Bruce Gossett K, David Jones DE (3), Marlin McKeever TE, Ed Meador DB (4), Merlin Olsen DT (5)
- 1967(10) Maxie Baughan LB (2), Roger Brown DT, Bernie Casey FL, Roman Gabriel QB, David Jones DE (4), Les Josephson HB, Tom Mack G, Ed Meador DB (5), Merlin Olsen DT (6), *Jack Snow SE
- 1968 (9) Maxie Baughan LB (3), Joe Carollo T, Charlie Cowan T, Roman Gabriel QB (2), Bruce Gossett K (2), David Jones DE (5), Tom Mack G (2), Merlin Olsen DT (7), Joe Scibelli G
- 1969 (7) *Maxie Baughan LB (4), *Bob Brown T, Charlie Cowan T (2), Roman Gabriel QB (3), David Jones DE (6), Tom Mack G (3), Merlin Olsen DT (8)
- 1970 (5) *Bob Brown T (2), Charlie Cowan T (3), David Jones DE (7), Tom Mack G (4), *Merlin Olsen DT (9)
- 1971 (4) *Willie Ellison RB, Tom Mack G (5), Merlin Olsen DT (10), Isiah Robertson LB
- 1972 (4) Coy Bacon DE, Dave Chapple P, Tom Mack G (6), Merlin Olsen DT (11)
- 1973 (8) Jim Bertelsen RB, John Hadl QB, Harold Jackson WR, Tom Mack G (7), Lawrence McCutcheon RB, Merlin Olsen DT (12), Isiah Robertson LB (2), Jack Youngblood DE
- 1974 (6) James Harris QB, Tom Mack G (8), Lawrence McCutcheon RB (2), Merlin Olsen DT (13), Isiah Robertson LB (3), Jack Youngblood DE (2)
- 1975 (8) Fred Dryer DE, Harold Jackson WR (2), Tom Mack G (9), Lawrence McCutcheon RB (3), Merlin Olsen DT (14), Jack Reynolds LB, Isiah Robertson LB (4), Jack Youngblood DE (3)
- 1976 (7) Larry Brooks DT, Monte Jackson CB, Ron Jessie WR, Lawrence McCutcheon RB (4), Isiah Robertson LB (5), Rich Saul C, Jack Youngblood DE (4)
- 1977 (10) Larry Brooks DT (2), Doug France T, Pat Haden QB, Harold Jackson WR (3), *Monte Jackson CB (2), Tom Mack G (10), Lawrence McCutcheon RB (5), Isiah Robertson LB (6), Rich Saul C (2), Jack Youngblood DE (5)



All-Time Honors



- 1978 (10) *Larry Brooks DT (3), Frank Corral K, Doug France T (2), Dennis Harrah G, Cody Jones DT, Tom Mack G (11), Rod Perry CB, Rich Saul C (3), Pat Thomas CB, Jack Youngblood DE (6)
- 1979 (5) Larry Brooks DT (4), Dennis Harrah G (2), Rich Saul C (4), Jack Youngblood DE (7), Jim Youngblood LB
- 1980 (8) Larry Brooks DT (5), Nolan Cromwell S, Dennis Harrah G (3), Kent Hill T, Rod Perry CB (2), Jack Reynolds LB (2), Rich Saul C (5), *Pat Thomas CB (2)
- 1981 (2) Nolan Cromwell S (2), Rich Saul C (6)
- 1982 (2) Nolan Cromwell S (3), Kent Hill T (2)
- 1983 (4) Nolan Cromwell S (4), Eric Dickerson RB, Kent Hill T (3), Jackie Slater T
- 1984 (4) Eric Dickerson RB (2), Henry Ellard KR, Kent Hill T (4), Doug Smith C
- 1985 (9) Ron Brown KR, Jim Collins LB, Gary Green CB, Dennis Harrah G (4), Dale Hatcher P, Kent Hill T (5), LeRoy Irvin CB, Jackie Slater T (2), *Doug Smith C (2)
- 1986 (7) Eric Dickerson RB (3), Carl Ekern LB, Jerry Gray CB, Dennis Harrah G (5), LeRoy Irvin CB (2), Jackie Slater T (3), Doug Smith C (3)
- 1987 (5) Jerry Gray CB (2), Dennis Harrah G (6), Jackie Slater T (4), Doug Smith C (4), Charles White RB
- 1988 (5) Henry Ellard WR (2), Jerry Gray CB (3), Tom Newberry G, Jackie Slater T (5), Doug Smith C (5)
- 1989 (6) Henry Ellard WR (3), *Jim Everett QB, Jerry Gray CB (4), Kevin Greene LB, *Tom Newberry G (2), Jackie Slater, T (6), Doug Smith C (6)
- 1990 (2) Jim Everett QB (2), Jackie Slater T (7)
- 1993 (2) Jerome Bettis RB, Sean Gilbert DT
- 1994 (1) Jerome Bettis RB (2)
- 1996 (1) Isaac Bruce, WR
- 1999 (8)- Isaac Bruce, WR (2), Kevin Carter, DE, D'Marco Farr, DT, Marshall Faulk, RB, Todd Lyght, CB, Orlando Pace, T, Adam Timmerman, G, Kurt Warner, QB
- 2000 (5) *Isaac Bruce, WR (3), *Marshall Faulk, RB (2), Torry Holt, WR, Orlando Pace, T (2), *Kurt Warner, QB (2)

- 2001 (7) *Isaac Bruce, WR (4), Marshall Faulk, RB (3), Torry Holt, WR (2), *Orlando Pace, T (3), Adam Timmerman G (2), Kurt Warner QB (3), Aeneas Williams CB
- 2002 (2) Marshall Faulk, RB (4), *Orlando Pace, T (4)
- 2003 (6) Marc Bulger, QB, Torry Holt, WR (3), Leonard Little, DE, Orlando Pace, T (5), Jeff Wilkins K, Aeneas Williams S (8)
- 2004 (2) Torry Holt, WR (4), Orlando Pace, T (6)
- 2005 (2) Torry Holt, WR (5), Orlando Pace, T (7)
- 2006 (3) Marc Bulger, QB (2), *Torry Holt, WR (6), Steven Jackson, RB (1)
- 2007 (1) Torry Holt, WR (7)
- 2009 (1) *Steven Jackson, RB (2)
- 2010 (1) Steven Jackson, RB (3)
- 2013 (2) Robert Quinn, DE (1), Johnny Hekker, P (1)
- 2014 (2) Robert Quinn, DE (2), Aaron Donald, DT (1)
- 2015 (3) Aaron Donald, DT (2), Todd Gurley, RB (1), Johnny Hekker, P (2)
- 2016 (3) *Aaron Donald, DT (3), Johnny Hekker, P (3), LS Jake McQuaide (1)
- 2017 (8) Pharoah Cooper (1), RS, *Aaron Donald, DT (4), Jared Goff, QB (1), Todd Gurley II, RB (2), Johnny Hekker, P (4), LS Jake McQuaide (2), Andrew Whitworth (4)
- 2018 (4) *Jared Goff, QB (2), *Todd Gurley II, RB (3), *Aaron Donald, DT (5), *Cory Littleton, ST (1)
- 2019 (2) *Aaron Donald, DT (6), *Jalen Ramsey, CB (3)
**Selected but did not play*



Player Of The Week



- 1970 David Jones, DE, Week 8 (AP)
- 1983 Jack Youngblood, DE, Week 16 (PFW)
- 1984 Jack Youngblood, DE, Week 5 (NFC Defensive)
Eric Dickerson, RB, Week 10 (NFC Offensive)
Eric Dickerson, RB, Week 15 (NFC Offensive)
- 1985 Dieter Brock, QB, Week 4 (NFC Offensive)
Jim Collins, ILB, Week 5 (NFC Defensive)
LeRoy Irvin, CB, Week 6 (NFC Defensive)
Ron Brown, WR-KR, Week 12 (NFC Offensive)
- 1986 Mel Owens, OLB, Week 3 (NFC Defensive)
Eric Dickerson, RB, Week 5 (NFC Offensive)
Nolan Cromwell, S, Week 12 (NFC Defensive)
- 1987 Charles White, RB, Week 10 (NFC Offensive)
Jim Everett, QB, Week 13 (NFC Offensive)
- 1988 Gary Jeter, DE, Week 3 (NFC Defensive)
Kevin Greene, OLB, Week 6 (NFC Defensive)
Jim Everett, QB, Week 16 (NFC Offensive)
- 1989 Vince Newsome, S, Week 3 (NFC Defensive)
Jim Everett, QB, Week 10 (NFC Offensive)
Henry Ellard, WR, Week 11 (NFC Offensive)
Willie Anderson, WR, Week 12 (NFC Offensive)
Brett Faryniarz, OLB,

Rams Pro Bowlers By Position

Quarterback	13
Running Back	25
Wide Receiver	7
Tight End	1
Tackle	12
Guard	9
Center	5
Defensive End	1
Defensive Tackle	1
Linebacker	11
Defensive Back	10
Safety	2
Punter	5
Kicker	4
Long Snapper	2
Kick Returner	1
Special Teamer	1



All-Time Honors



	Week 15 (NFC Defensive) Greg Bell, RB, Week 16 (NFC Offensive)	2008	Oshiomogho Atogwe, S, Week 6 (NFC Defensive) Steven Jackson, RB, Week 7 (NFC Offensive)
1990	Jim Everett, QB, Week 7 (NFC Offensive)	2009	Josh Brown, K, Week 8 (NFC Special Teams)
1992	Todd Lyght, CB, Week 2 (NFC Defensive) Jim Everett, QB, Week 14 (NFC Defensive)	2010	Chris Long, DE, Week 6 (NFC Defensive)
1993	Sean Gilbert, DT, Week 2 (NFC Defensive) Jim Everett, QB, Week 4 (NFC Offensive) Sean Landeta, P, Week 12 (NFC Special Teams) Jerome Bettis, RB, Week 15 (NFC Offensive)	2011	Robert Quinn, DE, Week 8 (NFC Special Teams)
1994	Sean Landeta, P, Week 4 (NFC Special Teams)	2012	Greg Zuerlein, K, Week 4 (NFC Special Teams) Johnny Hekker, P, Week 5 (NFC Special Teams) Janoris Jenkins, Week 12 (NFC Defensive) Greg Zuerlein, K, Week 13 (NFC Special Teams)
1995	Isaac Bruce, WR, Week 1 (NFC Special Teams) Chris Miller, QB, Week 4 (NFC Offensive) Isaac Bruce, WR, Week 6 (NFC Offensive) Sean Landeta, P, Week 11 (NFC Special Teams) Sean Landeta, P, Week 14 (NFC Special Teams)	2013	Robert Quinn, DE, Week 1 (NFC Defensive) Tavon Austin, WR, Week 10, (NFC Special Teams) Tavon Austin, WR, Week 10, (Rookie of the Week)
1996	Anthony Parker, CB, Week 7 (NFC Defensive) Eddie Kennison, WR, Week 10 (NFC Special Teams)	2014	Stedman Bailey, WR, Week 7 (NFC Special Teams) Greg Zuerlein, Week 11 (NFC Special Teams) Tavon Austin, WR/PR, Week 14, (NFC Special Teams)
	Eddie Kennison, WR, Week 16 (NFC Offensive) Will Brice, P, Week 4 (NFC Special Teams)	2015	Aaron Donald, DT, Week 1 (NFC Defensive) Tavon Austin, WR, Week 1 (NFC Special Teams) Aaron Donald, DT, Week 14 (NFC Defensive) Benny Cunningham, KR, Week 15 (NFC Special Teams)
1997		2016	Aaron Donald, DT, Week 4 (NFC Defense) Johnny Hekker, P, Week 10 (NFC Special Teams)
1998	Greg Hill, RB, Week 3 (NFC Offensive)	2017	Trumaine Johnson, CB, Week 1 (NFC Defensive) Todd Gurley II, RB, Week 4 (NFC Offensive) Greg Zuerlein, K, Week 4 (NFC Special Teams) Pharoh Cooper, WR/KR/PR, Week 6 (NFC Special Teams) Jared Goff, QB, Week 9 (NFC Offensive) Greg Zuerlein, K, Week 10 (NFC Special Teams) Todd Gurley II, RB, Week 15 (NFC Offensive) Todd Gurley II, RB, Week 16 (NFC Offensive)
1999	Kurt Warner, QB, Week 3 (NFC Offensive) Az-Zahir Hakim, PR, Week 4 (NFC Special Teams) Isaac Bruce, WR, Week 5 (NFC Offensive) Marshall Faulk, RB, Week 6 (NFC Offensive) Kevin Carter, DE, Week 10 (NFC Defensive) Tony Home, KR, Week 12 (NFC Special Teams) Marshall Faulk, RB, Week 12 (NFC Offensive)	2018	Greg Zuerlein, K, Week 1 (NFC Special Teams) Blake Countess, DB, Week 3 (NFC Special Teams) Jared Goff, QB, Week 4 (NFC Offensive) Todd Gurley II, RB, Week 6 (NFC Offensive) Aaron Donald, DT, Week 7 (NFC Defensive) Samson Ebukam, OLB, Week 11 (NFC Defensive) Todd Gurley II, RB, Week 13 (NFC Offensive) Aaron Donald, DT, Week 16 (NFC Defensive)
2000	Marshall Faulk, RB, Week 3 (NFC Offensive) Kurt Warner, QB, Week 5 (NFC Offensive) Marshall Faulk, RB, Week 7 (NFC Offensive) Az-Zahir Hakim, PR, Week 9 (NFC Special Teams) Trent Green, QB, Week 11 (NFC Offensive) London Fletcher, LB, Week 15 (NFC Defensive) Marshall Faulk, RB, Week 17 (NFC Offensive)	2019	Aaron Donald, DT, Week 11 (NFC Defensive) Jared Goff, QB, Week 13 (NFC Offensive) Johnny Hekker, P, Week 17 (NFC Special Teams)
2001	London Fletcher, LB Week 2 (NFC Defensive) Kurt Warner, QB, Week 3 (NFC Offensive) London Fletcher LB, Week 10 (NFC Defensive) Kurt Warner, QB, Week 12 (NFC Offensive) Aeneas Williams, CB, Week 13 (NFC Defensive) Grant Wistrom, DE, Week 14 (NFC Defensive) Marshall Faulk, RB, Week 17 (NFC Offensive)		
2002	Marc Bulger, QB, Week 6 (NFC Offensive) Isaac Bruce, QB, Week 10 (NFC Offensive) Jeff Wilkins, K, Week 15 (NFC Special Teams)	Player Of The Month	
2003	Brian Young, DT, Week 10 (NFC Defensive) Leonard Little, DE, Week 13 (NFC Defensive) Aeneas Williams, S, Week 14 (NF Defensive)	1986	Eric Dickerson, RB, Oct. (NFC Offense)
2004	Sean Landeta, P, Week 6 (NFC Special Teams) Bryce Fisher, DE, Week 16 (NFC Defensive) Marc Bulger, QB, Week 17 (NFC Offensive)	1988	Jim Everett, QB, Sept. (NFC Offense) Henry Ellard, WR, Dec. (NFC Offense)
2005	Ryan Fitzpatrick, QB, Week 12 (NFC Offensive)	1994	Sean Landeta, P, Sept. (NFC Special Teams)
2006	Jeff Wilkins, K, Week 1 (NFC Special Teams) Matt Turk, P, Week 15 (NFC Special Teams) Steven Jackson, RB, Week 16 (NFC Offensive)	1995	Roman Phifer, LB, Sept. (NFC Defense) Isaac Bruce, WR, Oct. (NFC Offense) Sean Landeta, P, Nov. (NFC Special Teams)
2007	Marc Bulger, QB, Week 10 (NFC Offensive)	1996	Keith Lyle, S, Oct. (NFC Defense)
		1999	Kurt Warner, QB, Sept. (NFC Offense) Kevin Carter, DE, Nov. (NFC Defense)
		2000	Kurt Warner, QB, Sept. (NFC Offense) Marshall Faulk, RB, Oct. (NFC Offense) Marshall Faulk, RB, Dec. (NFC Offense)



All-Time Honors



2001	Marshall Faulk, RB, Sept. (NFC Offense) Marshall Faulk, RB, Dec. (NFC Offense)
2003	Jeff Wilkins, K, Sept. (NFC Special Teams) Torry Holt, WR, Oct. (NFC Offensive) Adam Archuleta, S, Nov. (NFC Defensive) Jeff Wilkins, K, Dec. (NFC Special Teams) Grant Wistrom, DE, Dec. (NFC Defensive)
2004	Bryce Fisher, DE, Dec. (NFC Defensive)
2005	Adam Archuleta, S, Sept. (NFC Defensive)
2006	Steven Jackson, RB, Dec. (NFC Offensive)
2008	Josh Brown, K, Oct. (NFC Special Teams)
2013	Tavon Austin, WR, Nov. (NFC Special Teams)
2016	Johnny Hekker, P, Oct. (NFC Special Teams)
2017	Todd Gurley II, RB, Sept., Dec. (NFC Offense) Greg Zuerlein, K, Oct., Nov. (NFC Special Teams)
2018	Jared Goff, QB, Sept. (NFC Offense) Todd Gurley II, RB, Oct. (NFC Offense) Aaron Donald, DT, Oct. (NFC Defensive)

AP - Associated Press; **CO** - Coaches' All-Pro Team; **CPFN** - College and Pro Football Newsweekly; **FD** - Football Digest; **FN** - Football News; **HA** -Chicago Herald-American; **HOF** - Hall of Fame Selection Committee; **IFA** - Internet Football Awards; **INS** - International News Service; **NEA** - Newspaper Enterprise Association; **NFL** - National Football League; **NQC** - National Quarterback Club; **NYM** - New York Daily Mirror; **NYN** - New York Daily News; **NYP** - New York Post; **PFF** - Pro Football Focus; **PFW** - Pro Football Weekly; **PFWA** - Pro Football Writers of America; **SI** - Sports Illustrated; **TSN** - The Sporting News; **UPI** - United Press International; **USA** - USA Today; **WP** - Washington Post



Staples Coach Of The Year



1999	Dick Vermeil
-------------	--------------



USA Football All-Fundamentals Team



2012	Chris Long, DE
2013	Chris Long, DE



Washington D.C. Touchdown Club



	(NFL Player of the Year; Coach of the Year)
1950	Bob Waterfield, QB
1954	Norm Van Brocklin, QB
1967	George Allen
1973	Chuck Knox
1978	Pat Haden, QB (NFC)
1984	Eric Dickerson, RB



Whizzer White Award



1970	(NFL Man of the Year) Kermit Alexander, CB
-------------	---



Los Angeles Rams 2020 Media Guide

Team History



Story of the LOS ANGELES RAMS

1937 On Feb. 13, the National Football League grants a Cleveland franchise to Homer Marshman and Associates, a prominent group of local businessmen. Another Rams team in Cleveland had played in the American Football League in 1936 and finished with a 5-2-2 record, second best in the league. Hugo Bezdek is named head coach of new NFL franchise. Rams finish with 1-10 record. Home games are played in Municipal Stadium and League Park. Bob Kelley is radio play-by-play announcer.

1938 Assistant coach Art Lewis takes over team after three losses at start of season. Rams win first three under Lewis but finish with 4-7 record. Home games are played in Shaw Stadium, named after high school on Shaw Avenue in Cleveland.

1939 Earl (Dutch) Clark becomes head coach. Rams finish at .500 for first time with 5-5-1 record. Parker Hall joins team as rookie tailback and wins Joe Carr Trophy as NFL's official Most Valuable Player. Trophy is named after NFL president. Hall is first Ram to earn first team All-Pro honors.

1940 Rams drop back to 4-6-1 record. Fullback Johnny (Zero) Drake is all-NFL first team.


1941 Daniel F. Reeves and Fred Levy, Jr., purchase Rams in June and hire Billy Evans as general manager. Team wins first two games but drops next nine to finish fifth in NFL West.

1942 Evans resigns before season. Charles (Chile) Walsh replaces Art Lewis as assistant coach. Lt. Reeves and Maj. Levy depart to enter armed forces. Bob Kelley is named club secretary. After three seasons in Municipal Stadium Rams return to play all home games in League Park. Team finishes 5-6. Clark resigns as head coach after season with overall, 16-26-2 record.

1943 Chile Walsh is named head coach, but NFL grants Rams permission to suspend operations for one season because of wartime restrictions and shortages. On April 16, Reeves buys out Levy. On loan to Detroit, Riley Matheson is all-NFL selection.

1944 Chile Walsh becomes general manager. Chile appoints Aldo (Buff) Donelli as head coach. Donelli once held the distinction of being the Pittsburgh Steelers' head coach and Duquesne University's head coach at the same time. Team of free agents and pickups finishes 4-6-0.

1945 Donelli joins military. Walsh names his brother, Adam Walsh, as head coach. Bob Waterfield, a third-round future draft choice in 1944 from UCLA, joins team as T-formation quarterback and leads Rams to 9-1 season and to first NFL West title. On icy field, Rams defeat Washington Redskins, 15-14, at Cleveland for NFL championship, Dec. 16. Waterfield becomes first player to receive unanimous vote for NFL Most Valuable Player award. Walsh is named coach of the year. Riley Matheson, Jim Benton,



Hall of Fame quarterback Bob Waterfield led the Rams to its first winning season and capped it with an NFL Championship in 1945, the team's last game in Cleveland.



Kenny Washington of the University of California at Los Angeles in action.

Eberle Schultz and Jim Gillette receive all-Pro honors. Benton caught 10 passes for NFL record 303 yards in 28-21 win at Detroit, Nov. 22. Benton's mark stood as NFL record for 40 years, broken by Chiefs' Stephone Paige, who had 309 yards in 1985 game against San Diego. Eddie Kotal joins team as NFL's first, fulltime college scout.

1946 Reeves receives approval to move franchise to Los Angeles, Jan. 11. Rams sign halfback Kenny Washington, March 9, and end Woody Strode, March 21. They are first African-American players in the modern NFL and join team one year before Jackie Robinson breaks baseball color barrier with Brooklyn Dodgers. After 6-4-1 season, both Walshes resign.

1947 Reeves assumes duties of general manager. Bob Snyder is named head coach with Joe Stydahar as new assistant. Team is talent-heavy but slowed by injuries in 6-6 season. Reeves sells part interests to former partner Levy; to Edwin and Harold Pauley, and Hal Seley.

1948 Clark Shaughnessy joins staff as advisory coach. Snyder resigns, Sept. 3, and Shaughnessy becomes head coach. Rams are first professional franchise with team insignia or logo on helmet. They introduce headgear with painted Rams horns, designed by halfback Fred Gehrke, an industrial design artist in off-seasons. By 1960, all pro teams except Cleveland have logos on helmets. Team wins four of last five to post 6-5-1 mark.

1949 Rams wins first six games, capped by 27-24 victory over Chicago Bears before NFL regular-season record crowd of 86,080 in Los Angeles Coliseum, then hang on with 2-2-2 finish to win first NFL West title since moving from Cleveland. Heavy rain and sloppy field at Coliseum conspire against Rams as Philadelphia Eagles skid to 14-0 win in NFL title game.


1950 NFL absorbs All-America Football Conference, leaving Rams as lone pro team in Los Angeles after four years of two-league existence and Rams competition from Los Angeles Dons. In February, Stydahar becomes head coach, replacing Shaughnessy. Team sets 22 league records in rolling to conference title tie. Waterfield and end Tom Fears lead Rams to 24-14 division playoff win over Bears, but following week in Cleveland, Lou Groza's late field goal beats Rams, 30-28. Waterfield is named NFL Player of Year by Washington D.C. Touchdown Club.

1951 Rams win third straight NFL West title on final day of season, then defeat Cleveland at the Coliseum, 24-17, on 73-yard pass, Norm Van Brocklin to Fears, for first NFL title since moving to Los Angeles.

1952 After team loses three straight pre-season games and drops league opener 37-7 to Cleveland, Stydahar resigns. He is replaced as head coach by Hampton Pool. Team loses two



Fullback Dick Hoerner lands on his back in the end zone to score the first touchdown for the Los Angeles Rams in the National league championship playoff game against the Cleveland Browns in the Los Angeles Coliseum, on Dec. 23, 1951. He took a handoff Quarterback Bob Waterfield (7). Cleveland players include Fullback Tony Adame, Guard Bill Willis (30) and Tackle Derrell Palmer (42).



Pete Rozelle is congratulated on being named NFL Commissioner by Los Angeles Rams co-owners Dan Reeves and Fred Levy in Los Angeles on Feb. 8, 1960.

of next three, but wins last eight to tie for NFL West title. Rams lose Western playoff in Detroit 31-21. Rams trade 11 players to Dallas for rookie Les Richter, who then enters Army for two years. Waterfield retires.

1953 Club co-owner Harold Pauley passes away. Rams finish with 8-3-1 record, losing three games by total of eight points to finish third in NFL West. Rams defeat eventual world champion Detroit twice; Rams 37-34 victory over Lions Nov. 1 is witnessed by 93,751 in Coliseum, a pro football record.

1954 Team has disappointing 6-5-1 mark. Norm Van Brocklin is named NFL Player of Year by Washington D.C. Touchdown Club. Split end Bob Boyd is lone Ram to be named all-Pro. All assistant coaches resign. Pool soon follows.

1955 On Jan. 26, Rams hire Sid Gillman, head coach at University of Cincinnati, to replace Pool. Fine defensive year and clutch field goal kicking by Les Richter give team hard-fought, 8-3-1 record for NFL West title. Cleveland wins title game at Coliseum 38-14.

1956 In form reversal, team loses five consecutive early-season games and finishes with 4-8 record.

1957 Ram owners name former Rams publicist Pete Rozelle as general manager. Team loses squeakers on road to 49ers and Lions, finishing 6-6. Rams set standing professional record with attendance of 102,368 for game with San Francisco, Nov. 10.

1958 Van Brocklin goes to Eagles in preseason trade. Bill Wade sets several Rams passing records en route to 8-4 season. Rams twice draw home crowds of more than 100,000.

1959 Rams lose last eight games and finish 2-10, their poorest record since 1937. Ollie Matson, acquired in trade with Chicago Cardinals March 23 for 9 players, is workhorse at fullback. On last day of season, Gillman and staff resign.

1960 Following death of Bert Bell, Pete Rozelle is named NFL commissioner, Jan. 26. Elroy Hirsch replaces Rozelle as Rams general manager. Bob Waterfield is named head coach. Rams post 4-7-1 record.

1961 Rams trade Bill Wade, Del Shofner, and John Guzik to Chicago for Zeke Bratkowski, Lindon Crow, and 1962 first draft choice, which enables Rams to draft future Rams greats Roman Gabriel and Merlin Olsen the following year. Rams finish with 4-10 record.

1962 Rams make North Carolina State quarter-

back Roman Gabriel second pick in first round and Utah State defensive tackle Merlin Olsen third pick in first round of draft. Dick Bass provides bright spot in 1-12-1 season with all-Pro selection. Waterfield resigns after eighth game. Harland Svare is named interim head coach. On Dec. 27, in closed auction, Reeves reacquires control of Rams, purchasing full interests of co-owners Pauley, Levy, Seley, and Bob Hope.

1963 Reeves sells 49% interest in Rams to Gene Autry, Bob Reynolds, Leonard Firestone, Paul A. O'Bryan, Robert Lehman, J.D. Stetson Coleman and Joseph A. Thomas. Svare is retained. After 0-5 start, Gabriel is reinstated as starting QB and plays last nine games without relief, guiding team to 5-4 mark and season record of 5-9-0. Rosey Grier is acquired from New York Giants and joins Deacon Jones, Merlin Olsen, and Lamar Lundy to form original Fearsome Foursome.

1964 Rams sign 10-year contract to play in "new look" Coliseum "stadium-within-a-stadium." Seating capacity is lowered from 100,000-plus to 72,000 with installation of temporary seats that close off several thousand permanent seats. Fourteen rookies make the squad. Club finishes fifth with 5-7-2 record. Deacon Jones unofficially records first 20-sack season in league history with 22.

1965 After winning only one of first 10 games, Rams take three of last four against top two teams in each conference, but Svare is dismissed as head coach.

1966 After court fight, George Allen is released by George Halas from his assistant coaching duties with the Chicago Bears to become head coach of the Rams. NFL and AFL merge in spring. Bob Kelley, "Voice of the Rams" since the club's beginning in 1937 and one of the outstanding radio sportscasters in history, dies in September. Team finishes 8-6, best record since 1958.

1967 Equipment manager Bill Granholm leaves club after 18 years to take position in league office. Don Hewitt begins 28-year tenure as equipment manager. Rams record first unbeaten preseason with six wins, including victories over first-ever AFL opponents, San Diego and Kansas City. Team completes finest win-loss season ever with 11-1-2 record to win Coastal Division Championship, the first title of any kind since 1955, then loses to Green Bay 28-7 in NFL Western Conference Championship Game. Rams win Playoff Bowl game in Miami in January over Cleveland 30-6. Game featured losing teams from conference finals. George Allen receives NFL Coach-of-Year honors by The Sporting News. Jones establishes unofficial NFL record with 26 sacks.

1968 Team finishes regular season with 10-3-1 record, second in Coastal Division to Baltimore's 13-1. Attendance is more than one million for second straight year and Ram defense sets 14-game NFL record for fewest yards allowed. On Dec. 26, Allen is dismissed as head coach but rehired two weeks later. Deacon Jones is named NFL Defensive Player of Year for second straight season after registering 24 sacks.



Los Angeles Rams "Fearsome Foursome" defensive ends David "Deacon" Jones and Lamar Lundy, defensive tackles Merlin Olsen and Roger Brown pursue in a 34-10 win over the Baltimore Colts on Dec. 17, 1967 at Memorial Coliseum.

1969 After 20 years with the Rams as player, general manager and assistant to the president, Elroy Hirsch leaves club to become athletic director at University of Wisconsin. He is replaced by Public Relations Director Jack E. Teele, and John Sanders becomes Assistant General Manager. Team wins Coastal Division with 11-3 record before losing to Minnesota in Western Conference title game, 23-20 but beat Dallas 31-0 in Playoff Bowl. QB Roman Gabriel is unanimous choice as NFL's most valuable player. T Bob Brown, T Charlie Cowan, G Tom Mack, Gabriel, DE Deacon Jones, DT Merlin Olsen and DB Eddie Meador give Rams a team record seven all-Pro selections.

1970 Playoff Bowl victory over Dallas in January points Rams toward their 25th year in Southern California. With completion of the merger of the NFL and AFL, the Rams join San Francisco, Atlanta, and New Orleans in the Western Division of the National Conference of the new 26-team National Football League. Rams finish second to 49ers with 9-4-1 record. George Allen's contract is not renewed.

1971 On April 15, owner Daniel F. Reeves dies of cancer in New York. His longtime friend and

was completed and announced on July 14. Rosenbloom, the most successful owner in the NFL over the last two decades, brings with him to Los Angeles Don Klosterman, Rosenbloom's general manager in Baltimore. After five years at Cal State-Fullerton, Rams move training site to Cal State-Long Beach. After 6-7-1 season, all coaches are dismissed.

1973 An observer in '72, Rosenbloom begins to make changes early in year, and they pay off quickly. His choice for head coach, former Detroit assistant Chuck Knox, leads team to 12-2 season, best in Rams history, and Knox is NFL Coach of the Year. Roman Gabriel is traded to Philadelphia and the new quarterback, former San Diego Charger John Hadl, is NFC Player of the Year. Rams win NFC West title, but lose in first round of playoffs to Dallas. Other changes introduced by Rosenbloom include return to blue and gold uniforms; team had worn blue and white since 1965.

1974 After 3-2 start, Rams trade John Hadl to Green Bay for five draft choices in bold move that stuns football world. Hadl's backup, James Harris, becomes starter and leads team to 10-4 record, its second straight NFC Western title, and

Dallas in the NFC Championship Game. The 34-8 record over last three years is best in NFL.

1976 Rams win NFC West title for fourth straight year with 10-3-1 record then beat Dallas, 14-12, for their first playoff victory on the road before 24-13 NFC title game loss at Minnesota. Quarterback injuries mar season and rookie Pat Haden becomes fourth different playoff QB in four years under Knox. Rams' 351 points is highest total in NFC. Jack Youngblood, Isiah Robertson, and Monte Jackson are named all-Pro. Merlin Olsen is invited to a league-record 14th Pro Bowl.

1977 Rams spearhead new Coliseum configuration which reduces capacity from 91,038 to 71,039. With Lawrence McCutcheon setting club career rushing record of 5,523 yards, the Rams (10-4) roll to their fifth straight division title before 14-7 playoff loss to Minnesota in Coliseum. Isiah Robertson earns NFC linebacker-of-year award for third consecutive season. Following the season Knox resigns to take Buffalo Bills head coaching post.

1978 On Feb. 1, Rosenbloom hires George Allen but releases Allen after second preseason game. Ray Malavasi becomes head coach and leads club to 12-4 record for sixth straight division title (tying NFL record). Rams beat Minnesota, 34-10, in playoff but lose NFC title to Dallas. Pat Haden earns NFC player-of-year award. Rams announce move to Anaheim Stadium beginning in 1980.

1979 Carroll Rosenbloom dies April 2 and his widow, Georgia, becomes majority owner. Club moves offices and in-season training facility to Juliette Low elementary school in Anaheim and rename the facility Rams Park. Despite multitude of injuries, team wins seventh straight division title to set NFL record, then beats Dallas (21-19) and Tampa Bay (9-0) in NFC Playoffs. Rams lose to Pittsburgh in Super Bowl XIV, 31-19.

1980 With Anaheim Stadium's capacity set at 69,045, Rams sell out last six home games and finish with 11-5 record. Rams lead NFL in rushing for first time since 1957, gaining 2,799 yards. Rams set 15 club records and tie three others. Nolan Cromwell is all-NFL and NFC defensive player of the year. Rams enter playoffs as wild card and lose to Dallas, 34-13.

1981 Rams finish 6-10, missing playoffs for first time since 1972. Nolan Cromwell and LeRoy Irvin named all-NFL. Irvin sets NFL record with 207 punt return yards in 37-35 win over Atlanta. Wendell Tyler rushes for 1,074 yards and ties Elroy Hirsch's club record of 17 touchdowns in a season. Rams sell out first seven regular season games at Anaheim Stadium.

1982 NFL players' strike wipes out seven games and the Rams finish last in NFC with 2-7 record. QB Bert Jones, acquired in draft day trade from Baltimore, misses last five games with neck injury. In Jones place, Vince Ferragamo throws for 509 yards vs. Chicago, second highest in league history. Following the season Ray Malavasi is dismissed as head coach.

1983 Spearheading one of the most dramatic turnarounds in NFL history, Rams owner Georgia Frontiere hires former USC Coach John Robinson in February. Revamped front office engineers a dozen off-season trades. Eric Dickerson is drafted in the first round in April. Robinson installs new offense (single back) and new defense (3-4-4). Rams go 9-7 and enter playoffs as wild card team, winning at Dallas before losing to Redskins in Washington. Dickerson breaks NFL rookie rushing record (1,808 yards), sets five Ram records, and is All-Pro. Robinson is NFC coach of the year.

1984 Rams make playoffs for second time in as many years after finishing with 10-6 mark. Rams host first playoff game at Anaheim Stadium before



Los Angeles Rams Head Coach Chuck Knox during the Rams 22-7 victory over the Atlanta Falcons on October 19, 1975 at the Los Angeles Memorial Coliseum in Los Angeles, Calif.

business associate, William A. Barnes, becomes President and General Manager. Tommy Prothro replaces Allen. Playing the toughest schedule in the NFL, the Rams finish with 8-5-1 record, second to 49ers in the NFC West.

1972 In a history-making move, Baltimore Colts owner Carroll Rosenbloom trades the Baltimore franchise to Robert Irsay in exchange for the Rams. Irsay had purchased the Rams from the estate of the late Dan Reeves. The transaction

its first playoff victory (19-10 over Washington) since 1951 before the Rams bow to Minnesota, 14-10, in NFC title game. Merlin Olsen wins Bert Bell Trophy as NFL's most valuable player.

1975 With defense allowing second fewest points in NFL history over a 14-game season (135), Rams win third straight NFC West title by completing 12-2 season. Jack Youngblood is named NFC Defensive Player of Year. After playoff victory over St. Louis, Rams bow to

record crowd of 67,037 but lose to New York Giants in NFC Wildcard Game. Eric Dickerson rushes for 2,105 yards, breaking O.J. Simpson's NFL record of 2,003. Jack Youngblood sets Ram record by playing in 201st consecutive game. QB Jeff Kemp replaces injured Vince Ferragamo in Week 3 and leads team to nine wins. Dickerson is named NFC Player of the Year.

1985 Rams' season falls one game short when they lose to Chicago Bears in the NFC Championship Game. The defense and special teams play prominent roles in 11-5 regular season. Rams defense stifles Minnesota on one-inch line to preserve 13-10 victory as time runs out in Week 5. Ron Brown electrifies Anaheim Stadium crowd by returning two kickoffs for touchdowns against Green Bay to tie NFL record in Week 12. Eric Dickerson sets NFL playoff record by rushing for 248 yards against Dallas in Rams' first playoff win, 20-0, at Anaheim Stadium. Nine Rams make NFC Pro Bowl team.

1986 Rams make playoffs for fourth consecutive year after posting 10-6 regular-season record. Rams acquire rookie QB Jim Everett from Houston. Everett throws three touchdown passes in debut against Patriots and starts last five games including playoff loss to Washington. Eric Dickerson surpasses former Ram RB Lawrence McCutcheon as the team's all-time leading rusher with 6,968 yards in only four seasons.

Willie "Flipper" Anderson, sets NFL record with 336 receiving yards on 15 catches versus New Orleans, Nov. 26. Jerry Gray returns interception for touchdown and is most valuable player in Pro Bowl. Jackie Slater is NFC Offensive Lineman of Year for third straight season and fifth time in career.

1990 Henry Ellard, (most receptions with 412 and yards with 7,037), and Jackie Slater (most games played with 209) set Ram records as the team posts 5-11 record. Rams end 49ers winning streak at 15 over two seasons with 28-17 victory in San Francisco.

1991 Rams endure 3-13 season. The franchise loses a record 10 games in a row to finish the season. John Robinson resigns as head coach prior to the club's last regular season game. T Jackie Slater becomes the first player in Ram history to play 16 seasons. Rams fail to have a player named to the NFL Pro Bowl for the first time since the game's inception in 1950.

1992 Rams hire former head coach Chuck Knox (1973-77) as head coach, replacing John Robinson. Rams select DT Sean Gilbert, from the University of Pittsburgh with third choice in the first round. By doubling its victory total from previous year Los Angeles finishes 6-10. Rams deal eventual Super Bowl XXVII champion Dallas only loss at home 27-23 and set club record by overcoming 24-point deficit in 31-27

of coaching duties at end of season.

1995 Frontiere moves franchise to St. Louis after 49 years in Southern California. NFL owners approve team's relocation effort with 23-6-1 vote, April 12, bringing NFL football back to St. Louis after eight-year absence. League owners originally block proposed move with 3-21-6 vote, March 15. Rams hire Steve Ortmyer as Vice President/Football Operations and former Oregon coach Rich Brooks as 19th head coach in team history. Rams greet St. Louis with 4-0 record to start season. Isaac Bruce produces record-breaking year with 119 receptions for 1,781 yards. Jackie Slater becomes first player in NFL history to play 20 seasons with one team by starting against Carolina and sets record for offensive linemen with 258 games played.

1996 Rams trade DE Sean Gilbert to Washington for sixth overall pick in 1996 draft and swap RB Jerome Bettis to Pittsburgh for second-round selection in 1996 and fourth-round pick in 1997. Team moves into state-of-the-art administration and practice facility in June and move training camp from Maryville University in suburban St. Louis to Western Illinois University in Macomb. S Keith Lyle ties for NFL lead in interceptions with 9.

1997 Rams celebrate club's 60th anniversary of professional football. Dick Vermeil is hired as head coach and President of Football



(LEFT) Eric Dickerson, former SMU running back and L.A. Rams 1st round draft choice, with Rams Owner Georgia Frontiere and Coach John Robinson at news conference on April 26, 1983 in Anaheim, Ca.. (RIGHT) Frontiere watches her team play the New Orleans Saints alongside QB Chris Miller on Sept. 10, 1995 at Busch Stadium in the team's inaugural season in St. Louis.

1987 Rams fail to make the playoffs for the first time since 1982 with 6-9 record. NFL players' strike shortens season by one game while three games are played with "replacement" players. Rams acquire six draft choices (three No. 1 and three No. 2 over next two years) from Colts in blockbuster trade for RB Eric Dickerson. Charles White takes over for Dickerson and wins NFL rushing title by gaining 1,374 yards and is named to his first Pro Bowl.

1988 Rams qualify for playoffs for fifth time in six seasons under John Robinson, who becomes winningest coach in club history with 58 victories. Rams lose NFC Wildcard Game to Minnesota after finishing with a 10-6 record. Rams tie club record with 56 quarterback sacks and lead league. Rams have five of the top 47 choices in draft and select RB Gaston Green and WR Aaron Cox in the first round.

1989 Rams finish regular season with 11-5 record and qualify for playoffs as wild card entry. Team posts road playoff victories over Philadelphia and New York Giants before losing to San Francisco in NFC Championship Game. Rams' 13 wins are most since 1978.

win at Tampa Bay. Kevin Greene is named to all-Pro first team.

1993 NFL and Player Association representatives agree on a new free agency system for players with 5 years or more experience. Rams select RB Jerome Bettis from the University of Notre Dame with 10th pick in the first round and Bettis earns Rookie of the Year honors after rushing for 1,429 yards (2nd in NFL) including 212 yards at New Orleans in 23-20 Rams' victory.

1994 Rams are active in off-season of change in which club signs several free agents, including QB Chris Miller of Atlanta and DT Jimmie Jones of Dallas, and trades QB Jim Everett. Rams trade down in draft and have 10 choices in first six rounds and seven in first three. Auburn T Wayne Gandy is club's first choice, May 3. Rams exercise clause in their lease with city of Anaheim that allows the club to terminate lease within 15 months. Rams become first team ever to shut out Joe Montana with 16-0 win over Kansas City at Arrowhead Stadium. Team suffers fifth consecutive losing season after dropping final seven games. Chuck Knox is relieved

Operations, replacing Rich Brooks, Jan. 20. Vermeil replaces Steve Ortmyer with Lynn Stiles as Vice President/Football Operations. Vermeil assembles experienced staff of five former professional football head coaches, including Mike White, Bud Carson, Jim Hanifan, Frank Gansz, and Dick Coury. Vermeil trades four picks to New York Jets in exchange for first pick in 1997 NFL draft. Rams select offensive tackle Orlando Pace.

1998 Defensive coordinator Bud Carson announces retirement. Dick Vermeil names Peter Giunta and John Bunting co-defensive coordinators. Rams defeat three AFC playoff-bound teams (Buffalo, New York Jets, New England).

1999 Rams acquire Pro Bowl RB Marshall Faulk from Indianapolis in exchange for second and fifth round draft choices in 1999 NFL Draft, April 15. St. Louisan Trent Green, who attended Vianney High, highlights an aggressive off-season pursuit of veteran free agents. Rams also signed G Adam Timmerman of Green Bay, S Devin Bush of Atlanta, and LB Todd Collins of New England. Rams draft WR Torry Holt, from North Carolina State, in first round (sixth overall).

Green completed 28 of first 32 pass attempts before sustaining season-ending knee injury in third preseason game versus San Diego, Aug. 28. Kurt Warner, a former Arena League and NFL Europe player who went undrafted out of Northern Iowa, becomes the starter and leads Rams to their first division championship since 1985. Warner is only second player to throw for more than 40 touchdowns in one season, and is NFL's Most Valuable Player. Warner's only NFL experience had been in the fourth quarter of season-ending loss at San Francisco in 1998. Faulk is named offensive player of the year and sets NFL record for most total yards in a season, 2,429. Faulk is second player in NFL history (Roger Craig) with at least 1,000 yards rushing and 1,000 yards receiving in the same season.

2000 The Rams win three playoff games in January, 49-37 over Minnesota in the NFC Divisional Playoff Game, Jan. 16, and 11-6 over Tampa Bay in the NFC Championship Game. Kurt's Warner's 31-yard pass to Ricky Proehl with 4:44 remaining brings Rams from behind against Tampa Bay, Jan. 24. The Rams defeat Tennessee 23-16 in Super Bowl XXXIV at Atlanta on 74-yard pass play, Warner to Isaac Bruce, with 1:54 remaining. The victory is not clinched until LB Mike Jones makes touchdown-saving tackle at the one-yard line on the last play, Jan. 31. Eight Rams--Warner, Faulk, Bruce, Orlando Pace, Kevin Carter, D'Marco Farr, Adam Timmerman, and Todd Lyght--are selected to the NFC Pro Bowl squad. Dick Vermeil retires and is replaced by assistant coach Mike Martz as head coach, Feb. 2. The Rams tie for the NFC West title with 10-6 record but lose in first round of playoffs at New Orleans after a season in which two top players, QB Kurt Warner and RB Marshall Faulk, miss a combined total of eight games with injuries. Rams score franchise record 540 points, including 57 point effort against San Diego Oct. 1 in which Rams scored on every possession (6 TDs, 5 FGs). Faulk scores NFL-record 26 touchdowns in 14 games and is a unanimous choice for NFL Most Valuable Player and repeats as Offensive Player of the Year. Warner, Faulk, Isaac Bruce, and Orlando Pace are selected to the Pro Bowl.

2001 Martz appoints Lovie Smith defensive coordinator, Bobby April special teams coach, Ron Meeks secondary coach, Bill Kollar defensive line coach and promotes offensive assistant Ken Zampese to wide receivers coach, in January. Henry Ellard becomes offensive assistant. Rams draft three defensive players, DT Damion Lewis (12), S Adam Archuleta (20), and DT Ryan Pickett (29) in first round of NFL draft, continuing overhaul of that unit, April 21. Tackle Jackie Slater and defensive end Jack Youngblood are inducted into Pro Football Hall of Fame and, for the third time since AFC-NFC series began in 1970, Rams play in the Hall of Fame game, defeating Miami Dolphins, 17-10, Aug. 5-6. Rams become second team in NFL history to open season with 6-0 record in three consecutive years by defeating the New York Jets, 34-14, Oct. 21. The only other team to accomplish feat was Green Bay Packers (1929-31). Kurt Warner is named NFL Most Valuable Player and Marshall Faulk is named NFL Offensive Player of the Year. Rams win NFC West with 14-2 record, best in club history, and become first team in NFL history to score at least 500 points three consecutive seasons.

2002 Rams defeat Green Bay 45-17 and Philadelphia 29-24 to win second NFC Championship in three years, advancing to Super Bowl XXXVI. New England defeats Rams, 20-17, on 48-yard field goal by Adam Vinatieri as game ended, Feb. 3. Isaac Bruce, Marshall Faulk, Kurt Warner, Orlando Pace, and Aeneas Williams are selected to Pro Bowl. Bruce, Warner, and Pace withdraw because of injuries. Torry Holt and Adam Timmerman are later added to NFC squad. Injuries play big role in 7-9 season as starters miss 45 games. Rams join 2001 Washington Redskins as only teams in league history to win next five games after starting the season 0-5. Marc Bulger becomes third Rams' QB since 1970 (Dieter Brock 7, 1985; Kurt Warner 6, 1999) to post at least six consecutive wins to start career. Rams stage two double-digit fourth-quarter comebacks for first time since 1989, rallying from 10 down to beat San Diego, 28-24, Nov. 10, and 17 down to beat archrival San Francisco, 31-20, Dec. 30.

2003 Martz names Steve Fairchild offensive coordinator/quarterbacks coach, Perry Fewell secondary coach, Frank Falks tight ends coach, and Bob Babich linebackers coach. Through trades and free agency, Rams acquire veterans C Dave Wohlabaugh, T Kyle Turley, TE Cameron Cleeland, P Sean Landeta, and S Jason Sehorn. Team selects DT Jimmy Kennedy (12), LB Pisa Tinoisamoa (43), WR Kevin Curtis (74), WR Shaun McDonald (106), and CB DeJuan Groce (107) with first five selections in 11-player draft class. After losing two of first three games, Rams win four straight and 11 of next 12 to win third division title and earn fourth playoff appearance in five seasons. The Rams go 12-4, posting their fourth 10+ win season in past five years.

2004 After first-round bye, Rams lose in divisional playoff round to Carolina Panthers, 29-23, in double overtime, fifth longest playoff game in NFL history. The Rams place NFC-high six players in Pro Bowl, including three first-time selections (QB Marc Bulger, DE Leonard Little, K Jeff Wilkins) along with S Aeneas Williams (eighth), T Orlando Pace (fifth), and WR Torry Holt (third). Jim Hanifan, one of the outstanding offensive line coaches in NFL history, retires. The team names Larry Marmie defensive coordinator, Mike Stock special teams coach, John Benton assistant offensive line coach, and Joe Vitt linebackers coach. First-round pick RB Steven Jackson (24th overall) and third-round pick DE Anthony Hargrove (91st overall) highlight seven-member 2004 NFL Draft class. Rams celebrate 10th season in St. Louis by extending consecutive sellout streak to 85. Rams stage one of the most dramatic comebacks in franchise history at Seattle, rallying from 27-10 deficit with 5:43 to play with 17 points to force overtime. Rams then won on first possession of overtime, 33-27, Oct. 10.



Tennessee Titans wide receiver Kevin Dyson (87) tries but fails to get the ball into the end zone as he is tackled by St. Louis Rams' Mike Jones on the final play of Super Bowl XXXIV.



Scenes from Super Bowl XXXIV. The Rams faced off against Jeff Fisher and the Tennessee Titans and won 23-16. (Top to Bottom, L to R) Hall of Fame QB Kurt Warner.; Hall of Fame RB Marshall Faulk; DE Kevin Carter; Head Coach Dick Vermeil; WR Torry Holt; Owner Georgia Frontiere, Vermeil on during the on-field, postgame interview.

2005 After clinching fifth playoff berth in last six seasons, Rams complete three-game sweep of Seattle by winning wildcard game on road, 27-20, gaining first road playoff win since 1989, becoming first 8-8 team in NFL history to win playoff game. Rams lose following week at Atlanta, 47-17, in divisional round. T Orlando Pace and WR Torry Holt earn Pro Bowl selections. Rams name Bob Ligashesky special teams coach, Charles Bankins assistant special teams coach, Kurt Schottenheimer secondary coach, and Pat Carter offensive assistant. Rams select T Alex Barron (19th overall), CB Ronald Bartell (50th overall), S Oshimogho Atogwe (66th overall), and G Richie Incognito (81st overall) among 11-man draft class. Rams get new artificial turf field, FieldTurf, at Edward Jones Dome. Head Coach Mike Martz leaves team after five games due to health reasons. Assistant Head Coach/Linebackers coach Joe Vitt leads team final 11 games. Rams stage dramatic comeback at Houston, overcoming 17-point fourth quarter deficit, scoring 10 points in final 30 seconds, to force overtime and win, 33-27.

2006 Owner Georgia Frontiere names Scott Linehan as the 22nd head coach in franchise history on Jan. 19. Former NFL head coach Jim Haslett is named defensive coordinator, and Greg Olson is named offensive coordinator. After winning four of their first five games, the Rams lose seven of the next eight, then rally with three consecutive victories to end season with

2008 Owner Georgia Frontiere passes away Jan. 18, 2008. Frontiere's children, Chip Rosenbloom and Lucia Rodriguez take control of the team. Linehan overhauled coaching staff with appointments of offensive coordinator Al Saunders, quarterbacks coach Terry Shea, offensive line coach Steve Loney, running backs/assistant head coach Art Valero, and elevated Ron Milus to secondary coach; Milus had been assistant secondary coach. Bob Saunders was named offensive assistant/assistant wide receivers coach. The Rams lose first four games of the 2008 season and Linehan is relieved of his duties. Defensive Coordinator Jim Haslett is named head coach. The Rams win the first two games under Haslett, but lose 10 consecutive games to finish season with 2-14 record. RB Steven Jackson rushes for 1,042 yards in 12 games to become second running back in Rams history (Eric Dickerson, 1983-86) to rush for 1,000 yards in four consecutive seasons (2005-08). P Donnie Jones establishes franchise record with 50.0 yard gross punting average. Jones is second player in NFL history to record 50.0-yard gross punting average, joining Hall of Famer Sammy Baugh who averaged 51.4 yards in 1940 as a member of the Washington Redskins.

2009 Rosenbloom and Rodriguez name Steve Spagnuolo as the new head coach Jan. 17, 2009. Spagnuolo names Pat Shurmur as offensive coordinator and Ken Flajole as defensive

all pick of the 2010 NFL Draft, the Rams chose Oklahoma QB Sam Bradford. The Rams had 11 picks in the 2010 draft.

E. Stanley Kroenke becomes the majority owner of the St. Louis Rams. Kroenke becomes the eighth majority owner in the team's 73-year history. The St. Louis Rams retired No. 80, the jersey number worn by wide receiver Isaac Bruce. The Rams finish the season with a 7-9 record, good for second place in the NFC. The six-game improvement marks the second biggest turnaround in the NFL. RB Steven Jackson rushes for 1,241 yards to earn his third Pro Bowl invitation. In addition, after rushing for 110 yards against Tampa Bay, he becomes the franchise's all-time leading rusher, passing Hall of Famer Eric Dickerson. Rookie QB Sam Bradford earns NFL Rookie of the year honors and sets new NFL rookie records for attempts and completions while finishing with the second most passing yards by a rookie in NFL history. The seven wins are the most wins by a rookie quarterback chosen No. 1 in the NFL Draft. With the 14th overall pick of the 2011 NFL Draft, the Rams choose DE Robert Quinn from North Carolina.

2011 RB Marshall Faulk became the first St. Louis Ram inducted into the Pro Football Hall of Fame. The 2011 season was another one filled with milestones for RB Steven Jackson. The three-time Pro Bowler rushed for 1,145 yards, his seventh-consecutive 1,000-yard season. He also



(LEFT) Rams Owner/Chairman E. Stanley Kroenke speaks with NFL Commissioner Roger Goodell prior to a game against the New York Giants on Sept. 11, 2011. (RIGHT) RB Steven Jackson runs for yardage against the Seattle Seahawks on Sept. 30, 2012 in St. Louis. The Rams won the game 19-13 and finished with a 4-1-1 record in a tough NFC West division.

8-8 record. Two of the Rams' losses came on field goals on last play of game against Seattle, 30-28 in Week 6, and 24-22 in Week 9. Running back Steven Jackson earned first Pro Bowl berth with breakout season, including 1,528 yards rushing and 90 pass receptions. Marc Bulger and Torry Holt also are selected to play for NFC Pro Bowl team; Holt declined invitation because of pending off-season knee surgery.

2007 Al Roberts named special teams coach, Jan. 29. Rams select Nebraska defensive lineman Adam Carricker as 12th player in first round of NFL draft, April 28. Wide Receiver Drew Bennett, tight end Randy McMichael, safety Todd Johnson, and linebacker Chris Draft headed the Rams' free agent class. St. Louis also traded for wide receiver-kick returner Dante Hall and defensive end James Hall in off-season. Rams were struck by unremitting string of injuries and finished with 3-13 record but became fifth franchise in league history to win 500 games with 16-6 victory over San Francisco Nov. 18. Wide receiver Torry Holt earned seventh Pro Bowl berth and safety Oshimogho Atogwe led NFC with eight pass interceptions.

coordinator. The Rams place the franchise tag on safety Oshimogho Atogwe, re-sign cornerback Ron Bartell and acquire free agents center Jason Brown, safety James Butler and fullback Mike Karney. With the second overall pick of the 2009 NFL Draft, the Rams chose tackle Jason Smith from Baylor.

2010 Although the Rams did not achieve the success they envisioned on the field, Coach Spagnuolo built a solid foundation for the team to grow. In 2009, RB Steven Jackson was selected to his second Pro Bowl after rushing for an NFC-leading 1,416 yards, and while becoming the first Rams' running back to have five consecutive 1,000-yard seasons. On defense rookie LB James Laurinaitis became on the second rookie in franchise history to lead the team in tackles. K Josh Brown led the team in points and tied a franchise record with six field goals from 50 yards or more. P Donnie Jones became the Rams' all-time leading punter with a 48.0-yard career gross average.

In the offseason, the Rams added veteran free agents QB A.J. Feeley, LB Na'il Diggs, DT Fred Robbins, and C Hank Fraley. With the first over-

moved into third in Rams history in yards from scrimmage and all-purpose yards and into sixth in team history in career receptions. After arriving from Denver in a mid-season trade, WR Brandon Lloyd gave the offense a boost as he caught 51 passes 683 yards and five touchdowns. On the defensive side of the ball, the Rams were again paced by DE Chris Long and LB James Laurinaitis. Long recorded a career-high 13.0 sacks while adding 15 quarterback pressures and 16 hits. For the third time in as many seasons in St. Louis, Laurinaitis surpassed the 100 tackle mark as he led the team with 142 stops. At the conclusion of the 2011 season, Coach Spagnuolo and GM Billy Devaney are relieved of their duties.

2012 Jeff Fisher was appointed as the club's 26th full-time head coach on January 17, 2012. The Rams hire Les Snead as the General Manager on February 14, 2012. Together, Fisher and Snead finalized a trade with the Washington Redskins that sent the second overall selection in the 2012 Draft to Washington. In exchange for the second overall pick, the Rams received Washington's first (sixth overall) and second



(L to R) Head Coach Jeff Fisher, General Manager Les Snead, and Executive VP of Football Operations/C.O.O. Kevin Demoff during a veterans minicamp on April 17, 2012 at Rams Park.

(39th overall) round selections in the 2012 draft as well as the Redskins' first selection in the 2013 and 2014 drafts. On Draft day, the Rams traded down to 14th overall to acquire more picks and select DT Michael Brockers.

In Fisher's first year the NFL's youngest team battled to a 7-8-1 record while establishing a foundation for a bright future. The team traveled to London to play in the league's International Series vs. the Patriots on October 28, 2012.

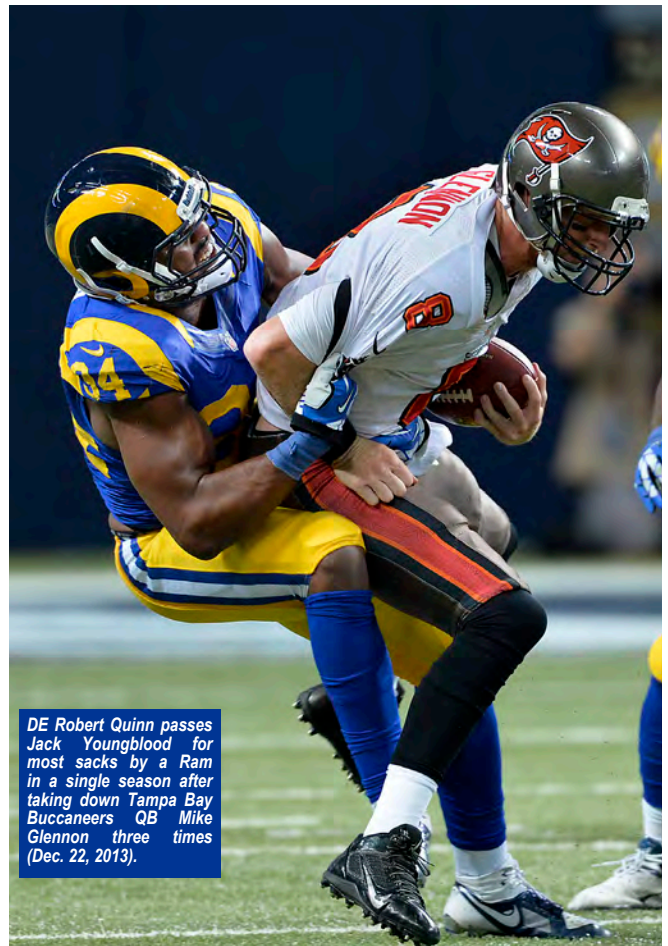
Offensively, the Rams were led by RB Steven Jackson, who rushed for 1,042 yards to give him an eighth-consecutive season over the 1,000-yard mark. QB Sam Bradford set new career highs in yards (3,702), touchdown passes (21) and passer rating (82.5). WRs Danny Amendola (63 rec.- 666 yards-3 TD), Brandon Gibson (51-691-5) and rookie Chris Givens (42-698-3) led the way in the passing game, along with a strong second season from TE Lance Kendricks (42-519-4). On the defensive side of the ball, St. Louis tied for the NFL lead with 52 sacks and were tops in the league in sacks per pass play. DEs Chris Long (11.5) and Robert Quinn (10.5) paced the pass rush. LB James Laurinaitis led the team in tackles for a fourth straight season. Rookie Janoris Jenkins led the NFL with four defensive touchdowns. K Greg Zuerlein set a new team record with seven field goals of 50 yards or more, including a team-record 60-yarder. In the 2013 Draft, the Rams

traded up in the first round to select WR Tavon Austin and used their second first round selection on LB Alec Ogletree.

2013 Defensive End Robert Quinn put together one of the best seasons among pass rushers in team history. He was named to the Pro Bowl and First-Team All Pro, and established a new franchise single-season sack record with 19.0. He led the NFC and was half a sack shy of NFL leader Robert Mathis of Indianapolis and was also second to Mathis in forced fumbles (Mathis-8, Quinn-7). As a defensive unit, the team ranked No. 9 against the run, marking the first time the team cracked the top-10 in the category since 2001. The offense started the season ablaze as TE Jared Cook set a new record for most receiving yards in a season by a Rams tight end in his debut with the team. Cook caught seven passes for 141 yards and two touchdowns in the team's Week 1 victory vs. the Arizona Cardinals. Quarterback Sam Bradford was on pace for the best season of his career until he was sidelined with a knee injury in Week 7 against the Carolina Panthers. In his absence, Kellen Clemens took over the reins and rookie RB Zac Stacy emerged. Stacy, a fifth-round draft selection, started in the final 12 games of the year and registered 969 yards in his first NFL season. The Rams boasted one of the NFL's top special teams units and was led by P Johnny Hekker, a Pro Bowler and First-Team All-Pro, who set an NFL single-season record with a 44.2-yard net punting average.

2014 Stan Kroenke takes full ownership of the team. The Rams had 11 selections in the 2014 NFL Draft, two in the first round. With the second overall pick, via Washington, the Rams selected OL Greg Robinson from Auburn. With the 13th pick, the Rams took DT Aaron Donald from Pittsburgh. Donald led all NFL rookies with a 9.0 sacks and earned Defensive Rookie of the Year. Third-round draft pick RB Tre Mason from Auburn led the team in rushing and finished the season second among NFL rookies in rushing yards. Sixth-round draft pick CB E.J. Gaines started 15 games. In 2014, Rams rookies accounted for a total of 51 starts. Also, in the seventh round, the team drafted Michael Sam, the first openly gay player to be drafted in the NFL.

Donald and DE Robert Quinn earned Pro-Bowl berths, while P Johnny Hekker earned second-team All-Pro honors.



DE Robert Quinn passes Jack Youngblood for most sacks by a Ram in a single season after taking down Tampa Bay Buccaneers QB Mike Glennon three times (Dec. 22, 2013).



Rams DT Aaron Donald during a game against the Seattle Seahawks on December 28, 2014 at CenturyLink Field.



Rams DE Michael Sam during a game against the New Orleans Saints on August 8, 2014 in St. Louis, Mo.

2015 The Rams selected RB Todd Gurley with the 10th overall selection in the NFL Draft. Gurley earned offensive rookie of the year and Pro Bowl honors as he led all rookies in rushing and finished third among all NFL runners in rushing yards (1,106). DT Aaron Donald earned his second Pro Bowl appearance and First-Team All-Pro honors after posting 11 sacks, 22 tackles for loss and 49 quarterback pressures. In the secondary, CB Trumaine Johnson finished tied for third in the NFL with seven interceptions, one of which was returned for a touchdown. P Johnny Hekker turned in another stellar season on his way to his third Pro Bowl trip and second First-Team All-Pro honors. Hekker led the NFL in punts, gross average, net average and punts downed inside the 20-yard line. He's the first player to lead the league in all three categories since the NFL began tracking punts inside the 20 in 1976. On January 12, 2016, the Rams were officially approved to move back to the greater Los Angeles area for the 2016 season and beyond.



Rams RB Todd Gurley during a game against the Arizona Cardinals on October 4, 2015 at University of Phoenix Stadium.



Rams P Johnny Hekker, RB Todd Gurley and DT Aaron Donald pose for a group photo with cheerleaders at the 2016 Pro Bowl on January 29, 2016 in Kahuku, Hawaii. Rams P Johnny Hekker, RB Todd Gurley and DT Aaron Donald pose for a group photo with cheerleaders at the 2016 Pro Bowl on January 29, 2016 in Kahuku, Hawaii.

2016 One of the most significant years in franchise history, the Rams relocated back to Los Angeles, the club's home for nearly 50 years from 1946-94, with the move being approved on January 12. The organization began the move from St. Louis to Southern California by holding OTAs in Oxnard, followed by training camp at UC Irvine and finally settling at California Lutheran University in Thousand Oaks for the regular season. Big moves continued for the club, as they traded six total draft picks to Tennessee for the No. 1 overall pick - a pick they would use on QB Jared Goff - in the 2016



Rams QB Jared Goff during a game against the Miami Dolphins on November 20, 2016 at the Los Angeles Memorial Coliseum.

NFL Draft, in addition to the Titans' fourth and sixth-round selections. In the Rams inaugural game back at the Los Angeles Memorial Coliseum, a sellout crowd of 91,046 was on hand to witness a 9-6 Los Angeles victory. The Red Hot Chili Peppers welcomed the Rams back to Los Angeles with a performance prior to kickoff off. Additionally, the Rams honored T Orlando Pace and DE Kevin Greene, who were members of the 2016 Pro Football Hall of Fame Class.

On Nov. 17, NFL Commissioner Roger Goodell, Rams Owner/Chairman E. Stanley Kroenke and Inglewood Mayor James T. Butts were on hand to break ground on the new L.A. Stadium and Entertainment District at Hollywood Park. Anchored by a 70,000 seat open-air stadium, the 298-acre mixed use development will include 1.5 million square space, 1,500 residences, a hotel and more than 20 acres of public parks.

After a Week 14 match-up against the Falcons, the Rams parted ways with Head Coach Jeff Fisher after five seasons with the club and named special teams coordinator John Fassel as the Interim Head Coach for the remaining three games.

Following the season, three Rams were named to the 2017 Pro Bowl in Orlando, Fla. - DT Aaron Donald, P Johnny Hekker and LS Jake McQuaide. Donald became the third defensive tackle in Rams history to make three consecutive Pro Bowls. Hekker made his third career trip to the NFL's annual All-Star game and McQuaide earned the honor for the first time in his career.

2017 The Los Angeles Rams ushered in the Sean McVay era with white horns on their helmets and the organization's first NFC West crown since the 2003 season and the franchise's first playoff berth since 2004. L.A. finished the regular season with an 11-5 record and was the league's top-scoring team, just one season after finishing as the 32nd ranked scoring team. The Rams improved from 14.0 points per game in 2016 to 29.9 points per game under McVay's guidance.

The impressive turnaround resulted in a trio of awards on the eve of Super Bowl LII in Minneapolis. DT Aaron Donald was named the Associated Press Defensive Player of the Year, McVay was named the AP Coach of the year and RB Todd Gurley II was honored as the AP Offensive Player of the Year, the first time in the history of the awards that one team has swept the top three awards.

McVay became the fourth Rams head coach to win the league award behind



Rams DT Aaron Donald (DPOY), HC Sean McVay (COY) and RB Todd Gurley II (OPOY) were all award recipients at the 2018 NFL Honors Ceremony in Minneapolis on the eve of Super Bowl LII.



Rams RB Todd Gurley II rushed 14 times for 101 yards, a 7.2-yard average in the Wild Card game, becoming the first Rams running back to notch a 100-plus yard game in his postseason debut since Jim Gillette had 17 carries for 101 yards vs. Washington (12/16/45).

Dick Vermeil (1999), Chuck Knock (1973), and George Allen (1967). Of these four, only McVay and Allen were first-year head coaches. In NFL history, McVay is just the 14th rookie head coach overall to receive the award after Detroit's George Wilson first won the honor as a first-year head coach in 1957.

Donald became the first player in Rams history to ever earn the distinction of AP Defensive Player of the Year. His year also concluded with First Team All-Pro recognition for the third-consecutive season and he was selected to the Pro Bowl for the fourth-consecutive season.

Gurley led the NFL in touchdowns (19), points scored among non-kickers (114) and scrimmage yards (2,093) in addition to finishing second in rushing yards (1,305). Gurley became the first Ram to win Offensive Player of the Year since Hall of Fame RB Marshall Faulk took home the award in 2001. Faulk (1999, 2000, 2001) and fellow Hall of Famer Eric Dickerson (1986) were previously the only Rams to earn AP Offensive Player of the Year honors.

Despite playing in only 14 games, K Greg Zuerlein led the league in scoring (158), spearheading a Rams special teams unit that was among the best in the league in 2017.

L.A. hosted its first playoff game in the Coliseum since the 1979 season, but fell to the Atlanta Falcons, falling by a score of 26-13 in the NFL Wild Card.

2018 The Los Angeles Rams (13-3, 2-1) finished the 2018 season tied for the second-most regular season wins in franchise history and made the organization's fourth Super Bowl appearance.

Under the guidance of second-year Head Coach Sean McVay, L.A. won its second-consecutive NFC West title, a feat last achieved by the Rams during the 1978-79 seasons. L.A. earned the second-seed in the NFC and hosted the Divisional Round of the playoffs, before claiming the NFC title in New Orleans to earn the right to compete in Super Bowl LIII.

Individually, DT Aaron Donald had himself a season for the record books, establishing a new franchise record 20.5 sacks in a single season, while posting an NFL record 183.5 sack yards. Donald also led the league in tackles for loss (25) and quarterback hits (41) en route to earning his second-consecutive Associated Press Defensive Player of the Year award. Following the 2018 campaign, Donald earned his fourth-consecutive First-Team All-Pro selection. He was the only unanimous selection in this year's voting, receiving all 50 of the panel's votes at defensive tackle.

RB Todd Gurley II led all running backs in All-Pro vote getting, receiving 25 of the 50 votes to propel him to his second-straight All-Pro Team. Gurley, who finished 200 yards shy of his second-consecutive 2,000 scrimmage yard season after sitting out the last two weeks of the season, put up 21 total touchdowns and ended the year with the second-most rushing yards per game (89.4) behind Cowboys RB Ezekiel Elliott, who was named a second-team All-Pro.

A pair of special teams aces also earned All-Pro accolades in P Johnny Hekker and special teamer/LB Cory Littleton. It marked Hekker's sixth-straight All-Pro honors and the first for Littleton, who is in his first season as a full-time starter at linebacker, and joined the team as an undrafted free agent in 2016.

Donald, Gurley and Littleton were joined by QB Jared Goff as the team's four Pro Bowl selections. It marked the second-consecutive Pro Bowl selection for the third-year signal caller.

Goff, set a career-high in single-season passing yards in 2018, becoming the fourth Rams quarterback in franchise history to reach 4,000 yards passing, and leading Los Angeles to a second-straight NFC West title.

Goff completed 62.1 percent of his passes this season and threw 32 touchdowns. The former Cal Bear posted a single-season career-best 101.1 QB rating and finished with 4,688 passing yards, which was the fourth-highest passing output in the NFL this season. Goff has 9,581 career passing yards and ranks eighth on the franchise's passing leaders list.



Donald became just the third player to repeat as AP DPOY, joining J.J. Watt (2014-2015) and Hall of Famer Lawrence Taylor (1981-1982). A man redefining the defensive tackle position, Donald led the NFL with 20.5 sacks this season, the most by an interior defensive lineman in a single season in NFL history. The 20.5 QB takedowns tied for the fourth-most in a single season over the last 25 seasons among any position.



K Greg Zuerlein connected on all four of his field goal attempts and both extra points in the team's NFC Championship Game victory over the New Orleans Saints, including and most notably a 57-yard game-winning field goal in overtime. The 57-yarder was the longest game-winning kick in playoff history, according to NFL Research. Photo courtesy of AP Images.



QB Jared Goff ended the season with 4,638 passing yards, surpassing the 4,000-yard threshold for the second-consecutive season. Goff is the only quarterback in franchise history to do so in consecutive seasons and he joins Hall of Famer Kurt Warner as the only QBs to ever have multiple 4,000-yard seasons with the organization.

2019 The Rams (9-7) closed out the last season of its 38-year residency at the Los Angeles Coliseum in 2019, doing so with a winning record for the third-consecutive season under Head Coach Sean McVay.

The season saw multiple Rams post record-setting performances offensively, while also identifying emerging talent on the defensive unit that stepped up in big moments.

In his third year under McVay's offensive scheme, QB Jared Goff continued to attack opponents through the air, ending the season with over 4,000 passing yards for the second-consecutive season. Goff is the only Rams QB to toss for over 4,000 yards in consecutive seasons and he joins Hall of Famer Kurt Warner to have over 4,000 yards in multiple seasons with the organization. The gunslinger ended the year with 22 passing touchdowns, giving him 20-plus passing TDs for the third-consecutive season.

Goff operated behind a makeshift offensive line that dealt with position changes and injuries throughout the season. Despite those challenges, the unit did not allow Goff to be sacked in a franchise-record six games and ended the season allowing a league-best 22 sacks.

For the first time since a stretch from 1999-2002, L.A. had multiple receivers record over 1,000 yards in back-to-back seasons. WR Robert Woods tallied 1,134 receiving yards in the air while WR Cooper Kupp had his first 1,000-yard campaign, finishing the season with 1,161 receiving yards. Kupp also ended the year with 10 receiving touchdowns, becoming the first Ram to record 10-plus receiving TDs in a season since Torry Holt in 2006.

RB Todd Gurley II continued his climb up the record books throughout the season, ending the year tied for the most rushing TDs in franchise history with 58. He also posted over 1,000 yards from scrimmage for the fifth-consecutive season. Gurley ended the season with 12 rushing TDs, becoming the second RB in franchise history to rush for double-digit TDs in three-consecutive seasons.



With an offensive outburst to close the season, TE Tyler Higbee became the first tight end in NFL history to post four-consecutive 100-yard receiving games while recording seven-plus catches. Higbee set single-season franchise records for receptions by a tight end (69) and receiving yards by a tight end (734).

2019 was another impressive season for two-time Defensive Player of the Year Aaron Donald. The All-Pro ended his season with 12.5 sacks, recording double-digit sacks for the third-consecutive season. He also added a league-best 20 tackles for loss, 24 quarterback hits, forced two fumbles and recorded 48 tackles. The 2019 season was the first time in eight seasons the Rams have had multiple players with double-digit sacks. The last instance came in 2012.

LB Cory Littleton put together another strong campaign for L.A.'s defensive unit, leading the team with a career-high 134 tackles that was good for eighth-most in the league. Littleton also tallied 3.5 sacks, forced two fumbles and recorded two interceptions on the year.

L.A.'s defensive unit received a major boost when it acquired CB Jalen Ramsey via trade ahead of its Week 7 contest in Atlanta. Since joining L.A., Ramsey posted 33 tackles, forced one fumble, defended four passes and tallied an interception.

After joining the Rams via trade in Week 7, CB Jalen Ramsey performed at an elite level, earning his third Pro Bowl selection. In nine games with the Rams, Ramsey tallied 33 tackles (31 solo), forced one fumble, defended four passes and snared one interception.



Rams DT Aaron Donald continued his dominance in 2019, earning his fifth First Team All-Pro selection and being selected to participate in his sixth Pro Bowl. He was also named the team's Daniel F. Reeves Memorial Award recipient, which goes to the team's most valuable player. Donald ended the season with 12.5 sacks, posting double-digit sacks for the third-consecutive season. He also added a league-best 20 tackles for loss, 24 quarterback hits, forced two fumbles and recorded 48 tackles.



Following a 31-24 victory over the Arizona Cardinals on December 29, 2019, the Los Angeles Rams say farewell to the Los Angeles Memorial Coliseum, which served as the home to the Rams for 37 years (1946-79), including their return to Los Angeles in 2016.

Los Angeles Rams 2020 Media Guide

Sideline Information





Attendance



2019 Preseason Home Games

vs. Dallas Cowboys (Aloha Stadium, Hawaii)	49,936
vs. Denver Broncos	66,899
Preseason Home Total	116,835

2019 Regular Season Home Games

vs. New Orleans	71,460
vs. Tampa Bay Buccaneers	68,117
vs. San Francisco 49ers	75,695
vs. Cincinnati Bengals* (London)	83,720
vs. Chicago Bears	70,758
vs. Baltimore Ravens	72,409
vs. Seattle Seahawks	71,501
vs. Arizona Cardinals	68,665
Regular Season Home Total	582,325

2019 Attendance Breakdown

2019 Total Attendance (16 Games)	1,147,715
Average: 71,732	
2018 Regular Season Attendance (16 Games)	1,147,715
Average: 71,732	
2018 Memorial Coliseum Attendance (7 Games)	498,605
Average: 71,229	

All-Time Rams Season Attendance Records

One Season (2018 – 23 games)	1,595,777
Regular Season (2016 – 16 games)	1,198,268
Home Season (1975 – 13 games)	840,799

All-Time Rams Top-10 Home Attendance Seasons

2016 season (7 games)	591,197
2018 season (8 games)	579,439
1974 season (7 games)	535,194
2001 season (8 games)	528,829
2002 season (8 games)	528,498
2003 season (8 games)	528,458
2000 season (8 games)	528,402
2004 season (8 games)	527,384
2005 season (8 games)	523,685
2006 season (8 games)	522,610
1999 season (8 games)	520,926

All-Time Rams Single-Game Attendance

Preseason Game (1951 vs. Redskins)	95,985
Regular Season Game (1957 vs. 49ers)	102,368
Away League Game (2008 at Redskins)	90,376
Postseason Game (Super Bowl XIV, Pasadena, Calif.)	103,985

* Denotes played at a neutral site

2019 Preseason Road Games

at Oakland Raiders	48,715
at Houston Texans	71,162
Preseason Road Total	119,877

2019 Regular Season Road Games

at Carolina Panthers	72,005
at Cleveland Browns	67,431
at Seattle Seahawks	68,988
at Atlanta Falcons	71,856
at Pittsburgh Steelers	63,627
at Arizona Cardinals	60,944
at Dallas Cowboys	90,436
at San Francisco 49ers	70,103
Regular Season Road Total	565,390

All-Time Largest Coliseum Attendance

vs. San Francisco 49ers (1957)	102,368
vs. Chicago Bears (1958)	100,470
vs. Baltimore Colts (1958)	100,202

All-Time Largest Edward Jones Dome Attendance

vs. Philadelphia Eagles (2002)	66,502*
vs. Tampa Bay Buccaneers (2000)	66,496*
vs. Green Bay Packers (2002)	66,338*

* Denotes largest sports attendance in St. Louis history

All-Time Largest Busch Stadium Attendance

vs. San Francisco 49ers (1995)	59,915
--------------------------------	--------

All-Time Largest Anaheim Stadium Attendance

vs. San Francisco 49ers (1989)	67,959
vs. New York Giants (1984)	67,037
vs. Los Angeles Raiders (1985)	66,676



Regular Season Attendance



Yearly Totals

Home Totals

Away Totals

Year	Att.	Games	Avg.	Att.	Games	Avg.	Att.	Games	Avg.
1937	110,118	11	10,011	47,500	5	9,500	62,618	6	10,436
1938 +	166,611	11	15,146	42,019	4	10,505	124,592	7	17,799
1939 #	178,514	11	16,229	106,107	6	17,685	72,407	5	14,481
1940	189,254	11	17,205	83,752	5	16,750	105,502	6	17,584
1941%	221,713	11	20,156	76,210	5	15,242	145,503	6	24,251
1942 ^	150,111	11	13,646	68,770	5	13,754	81,341	6	13,557
1943				Suspended Play/W.W.II					
1944	187,188	10	18,719	40,378	3	13,459	146,810	7	20,973
1945	272,873	10	27,287	77,608	4	19,402	195,265	6	32,544
1946	469,825	11	42,711	212,368	5	42,474	257,457	6	42,910
1947	419,751	12	34,979	198,871	6	33,145	220,880	6	36,813
1948	361,115	12	30,093	190,078	6	31,680	171,037	6	28,506
1949	478,239	12	39,853	299,128	6	49,855	179,111	6	29,852
1950	354,618	12	29,552	160,826	6	26,804	193,792	6	32,299
1951	491,285	12	40,940	262,879	6	43,813	228,406	6	38,068
1952	507,112	11	46,101	287,967	5	57,593	219,145	6	36,524
1953	537,081	12	44,757	328,466	6	54,744	208,615	6	34,769
1954	553,647	12	46,137	326,586	6	54,431	227,061	6	37,844
1955	661,871	12	55,156	396,954	6	66,159	264,917	6	44,153
1956	611,081	12	50,923	367,138	6	61,190	243,943	6	40,657
1957	745,671	13	57,359	445,776	6	74,296	299,895	7	42,842
1958	756,575	12	63,048	502,354	6	83,726	254,221	6	42,370
1959	740,987	12	61,749	444,476	6	74,079	296,511	6	49,419
1960	635,340	12	52,945	370,341	6	61,724	264,999	6	44,167
1961	672,833	14	48,060	335,942	7	47,992	336,891	7	48,127
1962	600,761	14	42,912	290,708	7	41,530	310,053	7	44,293
1963	627,606	14	44,829	362,532	8	45,317	265,074	6	44,179
1964	685,378	14	48,956	384,346	7	54,907	301,032	7	43,005
1965	598,379	11	54,398	282,333	4	70,583	316,046	7	45,149
1966	697,015	14	49,787	348,432	7	49,776	348,583	7	49,798
1967	846,870	14	60,491	419,997	7	60,000	426,873	7	60,982
1968	841,484	14	60,106	455,891	7	65,127	385,593	7	55,085
1969	866,160	14	61,869	498,693	7	71,242	367,467	7	52,495
1970	908,979	14	64,927	499,427	7	71,347	409,552	7	58,507
1971	904,901	14	64,636	507,168	7	72,453	397,733	7	56,819
1972	902,844	14	64,489	507,229	7	72,461	395,615	7	56,516
1973	892,288	14	63,735	519,175	7	74,168	373,113	7	53,302
1974	824,614	14	58,901	493,972	7	70,567	330,642	7	47,235
1975	800,428	14	57,173	436,770	7	62,396	363,658	7	51,951
1976	839,848	14	59,989	441,986	7	63,141	397,862	7	56,837
1977	775,469	14	55,391	375,098	7	53,585	400,371	7	57,196
1978	865,837	16	54,115	427,103	8	6,222	438,734	8	54,842
1979	913,638	16	57,102	423,760	8	7,500	489,878	8	61,235
1980	994,421	16	62,151	500,250	8	8,141	494,171	8	61,771
1981	958,577	16	59,911	484,024	8	8,905	474,553	8	59,319
1982	462,733	9	51,415	258,451	5	51,690	204,282	4	51,071
1983	869,679	16	54,355	422,239	8	52,780	447,440	8	55,930
1984	860,135	16	53,758	435,637	8	54,455	424,498	8	53,062
1985	885,687	16	55,355	448,068	8	56,009	437,619	8	54,702
1986	955,435	16	59,715	474,282	8	59,285	481,153	8	60,144
1987	660,073	15	44,005	331,690	7	47,384	328,383	8	41,048
1988	951,304	16	59,457	435,749	8	54,469	515,555	8	64,444
1989	913,379	16	57,086	470,770	8	58,846	442,609	8	55,326
1990	935,877	16	58,492	479,356	8	59,920	456,521	8	57,065
1991	915,254	16	57,203	412,685	8	51,586	502,569	8	62,821
1992	871,135	16	54,446	382,486	8	47,811	488,649	8	61,081
1993	795,401	16	49,713	363,211	8	45,401	432,190	8	54,024
1994	791,657	16	49,479	338,497	8	42,312	453,160	8	56,645
1995	949,119	16	59,320	502,684	8	62,836	446,435	8	55,804
1996	929,431	16	58,089	523,979	8	65,497	405,452	8	50,682
1997	990,991	16	61,937	525,700	8	65,713	465,291	8	58,161
1998	972,585	16	60,787	522,691	8	65,336	449,894	8	56,237
1999	1,000,796	16	62,550	525,687	8	65,711	475,109	8	59,389
2000	1,086,443	16	67,903	528,362	8	66,045	558,081	8	69,760
2001	1,082,913	16	67,682	528,754	8	66,094	554,159	8	69,270
2002	1,073,430	16	67,089	528,467	8	66,058	544,963	8	68,120
2003	1,041,469	16	65,092	528,472	8	66,059	512,997	8	64,125
2004	1,061,000	16	66,313	527,383	8	65,923	533,617	8	66,702
2005	1,038,490	16	64,906	525,314	8	65,664	513,176	8	64,147




Regular Season Attendance



Year	Yearly Totals			Home Totals			Away Totals		
	Att.	Games	Avg.	Att.	Games	Avg.	Att.	Games	Avg.
2006	1,046,284	16	65,393	522,569	8	65,321	523,715	8	65,464
2007	1,049,627	16	65,602	514,299	8	64,287	535,328	8	66,916
2008	1,050,065	16	65,629	479,794	8	59,974	570,271	8	71,284
2009	943,577	16	58,974	441,851	8	55,231	501,726	8	62,716
2010	911,097	16	56,943	423,285	8	52,911	487,812	8	60,977
2011	1,001,953	16	62,622	451,055	8	56,382	550,898	8	68,862
2012	985,592	16	61,600	482,150	8	60,269	503,442	8	62,930
2013	1,007,862	16	62,862	455,560	8	56,945	552,302	8	69,038
2014	1,001,050	16	62,566	456,017	8	57,002	545,033	8	68,129
2015	957,186	16	59,824	418,736	8	52,342	538,450	8	67,306
2016@	1,198,268	16	74,892	665,318	8	83,164	532,950	8	66,618
2017&	1,062,261	16	66,391	507,136	8	63,392	555,125	8	69,390
2018	1,102,409	16	68,901	579,439	8	72,430	522,970	8	65,371
2019=	1,147,715	16	71,732	582,325	8	72,791	565,390	8	70,764
Totals	63,378,272	1164	54,458	32,331,536	574	56,326	31,046,736	590	52,621

+ Rams played Pittsburgh in New Orleans and were the road team
Rams played Philadelphia in Colorado Springs and were the home team
! Rams played New England in London and were the home team
= Rams played Cincinnati in London and were the home team

% Rams played Pittsburgh in Akron and were the home team
^ Rams played Chicago Cardinals in Buffalo and were the road team
@ Rams played New York Giants in London and were the home team
& Rams played Arizona Cardinals in London and were the home team



Los Angeles Memorial Coliseum, Jan. 6, 2018



Training Camp



Due to COVID-19, the NFL mandated it's teams to conduct training camp from their team facility, which ends a streak of four-straight seasons at the University of California, Irvine.

The 2020 season marked the first time the Rams held training camp at their team facility on the campus of California Lutheran University and the 49th time camp has taken place in Southern California. Over the course of the Rams' history, the team has held training camp at several locations in the Southern California area, including: Compton College (1946), Loyola University (1947-48), University of Redlands (1949-60), Chapman College (1961-66), California State-Fullerton (1976-71, 1973-90, '93), California State-Long Beach (1972), UCI (1991-92, 1994, 2016) and their team facility on the campus of CLU (2020).



Training Camp Locations



1937	Lake Erie College for Women, Painesville, Ohio	1993	California State-Fullerton, Fullerton, Calif.
1938-41	Baldwin Wallace College, Berea, Ohio	1994	University of California-Irvine, Irvine, Calif.
1942, '44	Hiram College, Hiram, Ohio	1995	Maryville University, St. Louis, Mo.
1943	Suspended operations (World War II)	1996-2004	Western Illinois University, Macomb, Ill.
1945	Bowling Green University, Bowling Green, Ohio	2005-07	Russell Training Center, St. Louis, Mo.
1946	Compton College, Compton, Calif.	2008	Concordia University Wisconsin, Mequon, Wis.
1947-48	Loyola University, Los Angeles, Calif.	2009	Russell Training Center, St. Louis, Mo.
1949-60	University of Redlands, Redlands, Calif.	2010	Russell Training Center, St. Louis, Mo.
1961-66	Chapman College, Orange, Calif.	2011	Russell Training Center, St. Louis, Mo.
1967-71	California State-Fullerton, Fullerton, Calif.	2012	ContinuityX Training Center, St. Louis, Mo.
1972	California State-Long Beach, Long Beach, Calif.	2013-15	Rams Park, St. Louis, Mo.
1973-90	California State-Fullerton, Fullerton, Calif.	2016-19	University of California, Irvine, Irvine, Calif.
1991-92	University of California, Irvine, Irvine, Calif.	2020	Rams Facility, Cal Lutheran, Thousand Oaks, Calif.



The Los Angeles Rams hosted the Los Angeles Chargers for a joint practice on the UCI Campus (8/9/17).

Los Angeles Rams 2020 Media Guide

Community Outreach





Los Angeles Rams In the Community *Impacting Lives and Creating Memories*

The Los Angeles Rams organization recognizes its unique ability to help raise awareness and funds for causes and issues relevant to our fans and community members. The entire organization is committed to serving as a valuable community partner and benefiting the Los Angeles region 365 days a year.

The Rams focus substantial resources on efforts to engage and impact the Los Angeles community through a commitment to support youth education and mentoring, promote health and wellness, and help address the issues of poverty. The team also participates in a variety of special events to raise awareness and funding for numerous local non-profit organizations.

Since the team has moved back to Southern California, the Rams have partnered with various school districts and non-profits including: After-School All-Stars, Agoura Hills Teen Coalition, American Cancer Society, American Heart Association, American Red Cross, A Place Called Home, Beyond Differences, Big Brothers Big Sisters of Greater Los Angeles, Big Sunday, Boys & Girls Club of Orange County, Cedars-Sinai, Children's Hospital of Los Angeles (CHLA), Children's Miracle Network Extra Life, City Year, Club 21, CollegeSpring, Conejo Valley Unified School District, Covenant House, Educators 4 Excellence, Exceptional Children's Foundation, FirstBook, FOODShare of Ventura County, Habitat for Humanity of Greater Los Angeles, Habitat for Humanity of Orange County, Habitat for Humanity of Ventura County, Heart of Los Angeles (HOLA), Homeboy Industries, HomeLight Family Living, I Have A Dream Los Angeles, Inglewood Unified School District, Inner City Arts, Green Dot Public Schools, L.A. Family Housing, L.A. Kitchen, L.A. Promise Fund, LA's BEST, Las Virgenes Unified School District, Los Angeles Conservation Corps, Los Angeles County Alliance for Boys & Girls Clubs, Los Angeles Education Partnership, Los Angeles Regional Food Bank, Los Angeles Ronald McDonald House, Los Angeles Unified School District, Make-A-Wish of Greater Los Angeles, Make-A-Wish Tri-Counties, Merging Vets and Players, Mission Continues, My Stuff Bags Foundation, Operation Gratitude, Operation Progress, Orange County Boys & Girls Club, Partnership for Los Angeles Schools, Prison Fellowship Project Angel Tree, Project Angel Food, ROSIES Foundation, Salvation Army, Safe Place for Youth, San Fernando Valley Rescue Mission, Sharefest, Skid Row Housing Trust, Special Olympics of Southern California, St. Margaret's Center, St. Vincent de Paul, St. Vincent Meals on Wheels, Sunshine Kids, Susan G. Komen, The Souper Bowl of Caring, The Midnight Mission, Tragedy Assistance Program for Survivors (TAPS), UCLA Operation Mend, United Way of Greater Los Angeles, Union Rescue Mission, Uplift Family Services at Hollygrove, US Vets Inglewood, Vision Zero, Wags & Walks, Watts Rams, World Police and Fire Games, Wounded Warrior Project, YMCA and YWCA.





Rams In The Community



Staff Days of Service



Each month, the Rams front office staff takes time out of the office to volunteer with local non-profits. Since returning home to Los Angeles in 2016, Rams staff members have provided more than 8,900 hours of community service and impacted 45 local non-profits and 57 schools (as of July 2020) through the Staff Day of Service program.



Annual Community Improvement Project



The cornerstone volunteer effort of the Staff Day of Service program is the team's Annual Community Improvement Project which includes players, coaches, cheerleaders and staff who unite to assist a local non-profit, school or community in need. Since returning home to Los Angeles, the team has funded and built a new playground and completed mural projects for elementary schools in Inglewood, Watts, South Central and East LA. In addition, previous community improvement projects provided the St. Louis region with six new playgrounds and a refurbished football field for the Boys & Girls Club of Greater St. Louis.

- 2019 – Playground Build for Belvedere Elementary School in the Los Angeles Unified School District
- 2018 - Playground Build for Twentieth Street Elementary School in the Los Angeles Unified School District
- 2017 - Playground Build for Figueroa Street Elementary School an elementary school in the Los Angeles Unified School District
- 2016 - Playground Build for Woodworth Elementary School in the Inglewood Unified School District
- 2015 – Refurbished football field at the Boys & Girls Club of Greater St. Louis - Herbert Hoover location
- 2014 – Playground Build for Marygrove, a center dedicated to helping children impacted by abuse, neglect and other early childhood traumas move toward a brighter future
- 2013 – Playground Build for Washington Elementary School, in the Normandy School district



- 2012 – Playground Build for Fairmont City Library Center
- 2011 – Playground Build for Giant Steps, a special education school and therapy center for children on the autism spectrum
- 2010 – Playground Build for Monroe eMints Academy, a St. Louis Public School
- 2009 – Playground Build for a community park in East St. Louis



Rams In The Community



All-Community Team



Each season, Rams players, Head Coach Sean McVay, General Manager Les Snead and Chief Operating Officer Kevin Demoff purchase season tickets for donation to local charities and school groups, providing them the opportunity to attend a Rams home game. In 2019, the All-Community Team purchased a total of 2,030 game tickets and donated them to local non-profits, schools, military organizations and more.



Kickoff for Charity Luncheon



Every year, the Rams host a Kickoff for Charity Luncheon to help celebrate the start of the football season. In addition to receiving a season preview directly from Head Coach Sean McVay, this unique luncheon allows fans and sponsors to be seated at tables alongside their favorite Rams players. Attendees also have the chance to bid on unique auction items and receive autographed attendance gifts with all proceeds supporting the Rams' community outreach initiatives. In 2019, the Kickoff for Charity Luncheon, presented by UNIFY Financial Credit Union, was hosted at the Intercontinental in downtown Los Angeles. For last year's Luncheon, the team partnered with Café Momentum to support local at-risk youth exiting juvenile detention facilities in achieving their full potential and paving a path forward through employment, life skills training and wraparound care. During the event, young adults from the Ventura Youth Correctional Facility assisted banquet staff with serving responsibilities.



Rams Join United Way of Greater Los Angeles to Lead Homewalk



On May 18th of 2019, the Los Angeles Rams teamed up with United Way of Greater Los Angeles for the 12th Annual HomeWalk, a 5K family run/walk to raise public awareness and funds to end homelessness. Through this partnership, the two organizations worked collaboratively to create an unforgettable experience for runners, walkers, fans and fundraisers of all ages. HomeWalk is part of United Way of Greater Los Angeles' Everyone In Campaign, which seeks to end homelessness across LA County by providing services to people experiencing long-term homelessness with short-term and permanent housing solutions. This year, Rams players Aaron Donald, Andrew Whitworth, Johnny Hekker, Tyler Higbee and the entire rookie class joined Coach McVay and approximately 10,000 community members to end homelessness. The event raised more than \$1.1 million for housing solutions. Over the past eleven years, HomeWalk has raised over \$8.6 million and UWGLA has helped 45,000 neighbors find a home.



Rise With The Rams



For the past two seasons, the Los Angeles Rams have teamed up with the Ross Initiative in Sports for Equality (RISE) for a season-long leadership and community building program featuring local high school football programs with a cross-section of races and socioeconomic backgrounds. The initiative is designed to harness the unifying power of sports and build relationships, leadership, understanding, acceptance and cultural competency for student-athletes and coaches. During the 2019 season, four LA-region varsity football teams from Garfield High School, Harvard-Westlake, Locke High School and Loyola High School participated in the Rise with The Rams program and the student-athletes worked together to come up with a "RISE to Action Game Plan" to discover impactful ways to implement change in their own communities. Participants also attended a walk-through practice at the team facility.



Rams In The Community



Community Quarterback Award

The Los Angeles Rams Community Quarterback Award, presented by SoCal Honda Dealers, is a volunteer recognition program that celebrates outstanding individuals who display strong leadership abilities and a passion for bettering his or her community. Each year, the program awards grant money to four deserving volunteers and the non-profits that they serve. The four Community Quarterback Award winners also are recognized on the field at a Rams home game. Since the program's inception, the Rams have donated more than \$450,000 to community organizations through this initiative.



Rams Partner With LA Promise Fund on Intern Project for High School & College Students

Research shows that 95 percent of students who are exposed to work-based learning opportunities are twice as likely to enter college than those who aren't. This served as our inspiration to introduce an internship program with LA Promise Fund. In 2018, we hired students from Inglewood Unified School District after a conversation with a state administrator, who wanted to expose students to opportunities within professional sports. In 2019, we broadened the internship program to include additional public high schools from various districts. In the summer of 2020, the Rams hired nine interns to work in different departments throughout the organization. As part of the internship selection process, interested students submitted their resumes and participated in professional interviews with team executives. The objective of the Rams' summer internship program is to expose students to opportunities in a professional setting and expand their skills, experiences and network as they prepare for college or enter the workplace following high school or college graduation.



Watts Rams



The Watts Rams, a youth football program coached by LAPD officers, was adopted by the LA Rams in 2019. The Rams fund all football components of the program, including uniforms and equipment. The team also provides engagement opportunities with current players, alumni, coaches, scouts, and football operations staff. Both programs work together to develop joint programs that focus on character development and community service. The partnership with the Watts Rams was announced by Head Coach Sean McVay and LAPD Officer and Watts Rams Head Coach Warren Thompson at Training Camp in 2019.



Rams Partner With City Year In Watts



Since 2017, the Rams have funded a City Year team to support elementary students at Grape Street Elementary in Watts. City Year is a national organization that mobilizes AmeriCorps members for a year of full-time service in underserved communities to serve as tutors, mentors and role models for students to help them graduate high school, college and become career-ready young professionals. Over the past three years, Grape Street Elementary has seen progress in students meeting and exceeding growth metrics on the English/Language Arts assessment, which increased by 33%. Additionally, many students moved up one or more levels on the California State Standardized Assessment and on the Math assessment test. As a result of the partnership, the AmeriCorps team has served a total of 623 students, provided more than 10,000 hours of service, and an additional 3,278 hours of extended learning time for students in the after-school program at Grape Street Elementary.



Rams In The Community



In appreciation of the military's service to our country, the Rams celebrate military members and veterans year-round with a variety of efforts including honoring a military member or veteran during every Rams home game, visiting local military bases to host PLAY 60 Field Days for military families, and volunteering with non-profits that support our service men and women. For the past two years, the Rams have hosted a Salute to Service Week which includes daily military appreciation initiatives that culminate with the Salute to Service game. Throughout the week, the Rams partner with veteran service organizations and non-profits to support the military community and to honor, empower, and connect with service members, veterans and their families. Additionally, for the past three seasons, the Rams have partnered with Tragedy Assistance Program for Survivors (TAPS) to honor and recognize fallen service men and women who passed while serving in the armed forces or from injuries sustained while serving in the post 9/11 era. The team hosts the families of these fallen heroes at a private practice around Veteran's Day where they have the chance to meet the players who will wear their family member's initials on their helmets during the team's Salute to Service game. All of the TAPS families are invited to attend the game and are recognized during a pregame ceremony.



Salute to Service



The Rams and the Make-A-Wish Foundation have a longstanding partnership dating back to 1995. Over the years, the two organizations have hosted a "Night of Wishes" to raise money to help grant the wishes of children who are battling life-threatening medical conditions. In 2019, during the team's 2nd Annual "LA Rams Night for Wishes," Rams Tackle Andrew Whitworth and teammates granted the wish of a 6-year-old boy sending him and his family to Disney World. In October of 2018, the Rams and Make-A-Wish® Tri-Counties teamed up to host the evening charity event and Rams players such as Andrew Whitworth and Jared Goff worked together to grant the wish of a teen battling a life-threatening illness, providing him with tickets to the Rams-Packers game, pregame sideline passes, the opportunity to meet his favorite player Todd Gurley, as well as tickets to Super Bowl LIII.



Play 60



PLAY 60 is an NFL initiative that aims to create a healthier next generation and tackle childhood obesity by encouraging kids to be active for at least 60 minutes every day. Through the Rams year-long engagement of youth in fitness initiatives with in-school, after-school and team-based programs, the club is committed to expanding this platform and improving health and wellness for our local youth. In 2019, the Rams reached approximately 11,000 students from 57 different LA region schools in PLAY 60 events. Since the PLAY 60 initiative was launched in 2007, the NFL has committed more than \$352 million to youth health and fitness through programming, grants, and media time for public service announcements.





Rams In The Community



Fuel Up to PLAY 60



Created in partnership with the NFL and National Dairy Council, Fuel Up to PLAY 60 (FUTP 60) is a leading national in-school health and wellness program with a primary focus on helping schools meet their wellness goals and encourage youth to consume nutrient-rich foods. Developed by Fuel Up to PLAY 60 and the National Football League, the 'Hometown Grant' program provides teams and farmer-funded dairy organizations the opportunity to identify deserving schools and districts and provide them with funding to help meet their health and wellness needs. Since the Rams moved back home to Los Angeles in 2016, the team has awarded a total of \$40,000 to Los Angeles Unified District middle schools, Inglewood Unified School District, and LA's Best – an afterschool enrichment program for elementary students in neighborhoods with the highest needs and fewest resources. In 2020, the Rams, FUTP 60 and America's Dairy Farmers provided Inglewood Unified School District with a \$10,000 Hometown Grant to be used in support of the district's COVID-19 relief efforts.



NFL PLAY 60 Character Camps



Since 2016, the Rams and the NFL have partnered with Hall of Fame Offensive Tackle Anthony Muñoz to host NFL PLAY 60 Character Camps, which play host to approximately 250 - 350 predominantly Hispanic boys and girls ages 9-13 with little or no football experience each year. In April of 2019, the Los Angeles Rams, Los Angeles Chargers and the Anthony Muñoz Foundation teamed up to host a PLAY 60 Character Camp for Hispanic youth from Los Angeles area schools. The mission is to make a positive impact on youth through teaching football skills, emphasizing exercise and reinforcing the importance of character in athletics and life. The Camps also teach character values that are core to the LA Rams and the Anthony Muñoz Foundation.



Special Olympics



In recent years, the Los Angeles Rams have worked with the Special Olympics of Southern California to host a series of flag football camps known as FUNdamentals camps. Pro Bowl Punter Johnny Hekker and the Rams also have supported Special Olympics of Southern California in a variety of additional ways, including an in-store fundraising campaign at all Albertsons/Vons/Pavilions stores throughout Southern California, which resulted in more than \$2.3 million raised for Special Olympics Southern California athletes. Hekker also served as the keynote speaker at the Special Olympics of Southern California Summer Games kickoff breakfast in 2018 and made the opening remarks during the 2019 Summer Games. Additionally, the Rams have hosted Special Olympic athletes for a Punt, Pass & Kick competition prior to one of the team's PLAY 60 games.





Rams In The Community



A Crucial Catch



After nearly a decade of supporting breast cancer, the NFL and the American Cancer Society continue to expand their efforts to support the fight against all forms of cancer. Last year, for the 11th consecutive season, the NFL and American Cancer Society worked together to fight cancer through the Crucial Catch – Intercept Cancer campaign. The initiative addressed early detection and risk reduction efforts for various forms of cancers. Since 2012, NFL funding has reached more than one million people nationwide and more than \$20 million has been raised and donated to ACS through the partnership with the league and its 32 clubs. Below are some of the ways the Rams integrated Crucial Catch – Intercept Cancer in last year’s game against the San Francisco 49ers in 2019.

- 15 individuals who fought or were battling cancer lit the Coliseum torch prior to kickoff.
- Approximately 100 Season Ticket Members, patients with Cedars Sinai and American Cancer Society representatives who were fighters and survivors of cancer received an on-field recognition in the southeast endzone during pregame and were on-field during player introductions and the National Anthem.
- An additional 100 fighters and survivors unfurled the “Rock the Rams House” banner in the peristyle arch.
- Two youth cancer survivors served as “Helpful Kickoff Captains,” presented by SoCal Honda Dealers, for each half of the game.
- The Rams hosted a variety of non-profits and the cancer patients and families they served including American Cancer Society, Austin Everett Foundation, Cancer Support Community Los Angeles, Sunshine Kids, and Walk with Sally.
- Volunteers from Zeta Tau Alpha (ZTA) were positioned outside the Coliseum in the South Lawn passing out cancer awareness ribbons.
- Rams staff and their family members impacted by cancer unfurled a ribbon-shaped banner on-field during halftime.
- Two youth cancer survivors joined the captains at midfield to participate in the game’s opening coin toss.
- Cancer survivor and Marine Corps First Sergeant was recognized on-field during the second quarter.
- Cancer survivor and season ticket member was recognized during the second quarter.





Rams In The Community



The Salvation Army



For the past four years, the Rams and the Salvation Army have teamed up to spread holiday cheer to children in need during the holidays. In December of 2019, the Rams and Pizza Hut hosted a shopping spree for 100 children with The Salvation Army and Cedars-Sinai COAH for Kids program. Rams players Nsimba Webster and Kendall Blanton, cheerleaders and front office staff paired with children and served as their personal shoppers, guiding them through the West Hills Walmart and loading shopping carts with items on their holiday wish lists. Each child and Cedars-Sinai Coach for Kids family member received a \$100 gift card courtesy of the Rams.



American Red Cross



In 2012, the Rams and American Red Cross partnered to create a Rams-specific “Holiday Mail for Heroes” campaign. The initiative has resulted in more than 90,000 personalized ‘Holiday Thank You’ cards being shipped to active military serving domestically and overseas. In 2019, Rams Defensive Linemen Aaron Donald and Michael Brockers led the effort for the second consecutive year and were featured on a card that read “Our defense defends our goal line. Our military defends our country. Thank you for your service.” Players, cheerleaders and staff also paid visits to two local elementary schools and invited students to participate in the initiative and thank our veterans and active-duty service members. The Rams also have assisted the Red Cross with disaster relief efforts and a variety of awareness campaigns.



Character Playbook



For the third consecutive year, the Rams and United Way of Greater Los Angeles hosted a classroom session centered on the importance of character. In May of 2020, Voice of the Rams J.B. Long and Offensive Lineman Austin Corbett hosted a 30-minute virtual discussion about the value of character during the time of COVID-19. Corbett shared his journey to the NFL and the difference makers in his life. The event is part of Character Playbook™, a digital character education program powered by digital learning innovator EVERFI and presented by the NFL and United Way. Character Playbook teaches students, teachers and districts real world skills about healthy relationships, conflict resolution and managing emotions. Since 2016, Character Playbook has reached almost 500,000 students in over 5,000 schools.



Rams In The Community



Cleats for Character



In 2017, the Los Angeles Rams introduced Cleats for Character, a program that features Rams Manager of Community Affairs Johnathan Franklin who leads high group discussions about topics such as goal setting, establishing a vision, perseverance and the values of good character. Following the discussion, participants are sized and provided with cleats and/or shoes that were previously worn by Rams players. In January, the Rams donated more than 1,400 cleats to 103 different schools throughout the Los Angeles region as part of the team's Cleats for Character program. To kick off the donation tour, Rams Legend Brandon Manumaluena, Franklin and Cheerleaders hosted an all-school assembly at David Starr Jordan High School and spoke to students about their career journeys and times when they demonstrated perseverance. In 2018, the team donated cleats and athletic shoes worn by players on the 2017 roster to four LA-region high school football programs. The Rams also took the Cleats for Character program to the Ventura County Youth Detention Center, where current players and Rams Legends led group discussions and hosted a football clinic.



Academic Challenge



The Los Angeles Rams Academic Challenge features LAUSD varsity high school football teams from across the LA-region. To kick off the challenge, varsity football programs submit their team's cumulative Grade Point Average (GPA) at the beginning of the fall semester in August. Each team participates in weekly study halls and a character development session where student-athletes discuss the topics of leadership, education and professionalism. In 2019, ten LAUSD varsity high school programs participated in the Academic Challenge. Throughout the program, the Rams also provided each team with two tickets to every home game to reward high-performing student-athletes. Last year's challenge recognized two winners - the team with the highest overall GPA and the most improved GPA. Additionally as part of the program, each team committed to two of the following requirements: invite a college or career counselor to speak to the student-athletes, have at least 75% of the juniors and seniors take the SAT exam and at least 75% of the juniors and seniors create a free NCAA profile through the NCAA Clearinghouse, commit to 25 hours of community service, and monitor each player's academic performance and progress on a weekly basis. In February of 2020, the Rams and LAUSD hosted an all-school assembly at Manual Arts High School to recognize their varsity football team as a winner of the Academic Challenge after collectively achieving the most improved GPA. During the assembly, Rams legend Lucious Smith and Johnathan Franklin led a panel discussion with Rams Cheerleaders and front office staff before presenting their football program with a \$2,500 equipment grant by courtesy of USA Football.



Deacon Jones Scholarship Awards



In support of the National Football Foundation's mission to grow the game of football and celebrate community stewardship and academic excellence, the Los Angeles Rams created the "Deacon Jones Scholarship Awards" to recognize local student-athletes for their achievements in-and-out of the classroom and support the continuation of their education. Each year, the Rams honor five student-athletes from various NFF Chapters throughout the Southern California region. Each honoree maintained a cumulative GPA of 3.5 or above and made significant contributions on the field and in the community. In 2019, each chapter's award winner received a \$1,500 scholarship and a certificate listing the student's name, school and cumulative GPA. All honorees were selected by each chapter's Board of Directors and Rams executive Johnathan Franklin. The team also provided an additional donation of \$1,000 to each Southern California chapter.





Rams In The Community



Free Youth Football Camps & Clinics



During the spring of 2019, the Los Angeles Rams partnered with local non-profit organizations and youth football programs to host 16 free football clinics for youth at different locations throughout the Southern California region. As part of the clinics, youth participate in football-related drills and competitions while receiving instruction from certified USA Football coaches. The clinics also featured character education sessions where participants discuss the transferrable life skills that can be attained through sport and teamwork. LAPD officers from the South & Central Bureaus also participated in five of last year's free football clinics. During a COVID-19 pandemic in the summer of 2020, the team introduced free virtual football camps for youth (grades 1-8). More than 1,150 participants had access to instructional videos that taught proper football techniques and walked-through recommended drills by position group. Camp days also featured pre-recorded opening remarks from current players such as Punter Johnny Hekker, Tight End Brycen Hopkins, Offensive Lineman Jamil Demby, Kicker Lirim Hajrullahu and Assistant Special Teams Coach Tory Woodbury. The 30-minute instructional videos were led by Rams Legends, who broke down the fundamentals of two position groups each day. Rams alumni who participated in the virtual football camps included: LeRoy Irvin, Pisa Tinoisamoa, Dennis Harrah, Brandon Manumaluena, Ron Brown, Robert Holcombe, Chris Draft, Preston Dennard, Frank Stams, Ron Carpenter, Cameron Lynch, Brad Fitchel And Roland Williams. The virtual camps also engaged youth participants from local non-profit organizations, youth correctional facilities, youth football organizations and students from school districts throughout the southern California region.



Habitat For Humanity



As part of the Rams' Huddle for 100 initiative in 2019, which commemorated the NFL's 100th season, the team partnered with Habitat for Humanity to host two volunteer events in our local community. In September, the team assisted in repair efforts at Seminole Springs and Casa Del Norte mobile home parks in Agoura Hills and Camarillo after both areas were severely impacted by wildfires. In addition to Rams players, cheerleaders and staff, the team invited season ticket members to join in the volunteer efforts. In 2018, the Rams partnered with Habitat for Humanity of Greater Los Angeles and Habitat for Humanity of Orange County to raise funds and awareness for pressing needs in Los Angeles and Orange County. In June of 2018, the rookies participated in Habitat for Humanity of Greater Los Angeles' Hollywood Build as players worked side by side with entertainment industry executives, celebrities, corporate leaders, government officials and faith groups to frame walls for a new 10-home development in Culver City. A few months later, the Rams partnered with Habitat for Humanity of Orange County for a Playhouse Build at UC Irvine, the site of the team's Training Camp. All proceeds from the playhouse sales benefitted local non-profit and the families they serve.



Community Blitz Day Of Service



In 2018, the Rams introduced their Inaugural Community Blitz Day of Service. Throughout the day, Rams staff work alongside community partners to host volunteer projects at various local non-profits in the LA community to assist Angelinos in need. Last December, the team partnered with: UNIFY to host a holiday barbeque for 250 low-income clients at St. Josephs Center, SoCal Honda Dealers to provide holiday meals to underserved neighbors with LA Family Housing, UnitedHealthCare, Albertsons/Vons/Pavilions, Ahern & Hyundai for a holiday food distribution at the LA Regional Food Bank, Pizza Hut and Prison Fellowship Angel Tree for a gift distribution for children with incarcerated family members and more.





Rams Commitment to Social Justice



Social justice is at the heart of the Los Angeles Rams community outreach efforts. To us, it's about fighting for equality, driving equity and providing access. Too many in our Black and Brown community lack access – access to mentors, who can teach youth to dream beyond their current realities; access to basic needs like food and housing; and access to jobs and upward mobility. Below are some of our efforts to address issues tied to poverty including education inequities, food insecurity, homelessness, community-police relations and criminal justice – all injustices that unfairly burden our Black and Brown neighbors and prevent advancement.



Addressing Educational Inequalities Through Year-Round School Engagement



The Rams see education as a social justice issue. A child's education and future opportunities should not be dictated by their zip code. We have placed an emphasis on becoming collaborative partners in the education space with the goal of helping to close the achievement gap for low-income students. By working to transform children's lives and make them college and/or career-ready, we are helping to enhance their personal well-being, the lives of their families and the betterment of our society. Through year-round school engagement, incentive campaigns, building playgrounds, beautifying campuses, funding college field trips and introducing STEAM labs, we are trying to do our part to ensure a stronger public education system, which we know is key to a thriving Los Angeles.



Stem Labs And Campus Improvement Projects



The Rams continue to place an emphasis on being collaborative partners in the education space with the mission of helping to close the achievement and technology gaps for low-income students. Working with the Los Angeles Unified School District and Inglewood Unified School District, the Rams aim to transform the lives of underserved youth and help make them college and/or career-ready while also enhancing their personal well-being and the lives of their families. Through year-round school engagement, the Rams are impacting students in under-resourced communities through incentive campaigns, career workshops, campus beautification projects, playground builds and introductions to STEAM labs.



Whitworth And The Rams Celebrate Read Across America Day At 3 LA Elementary Schools



The Los Angeles Rams visited three local elementary schools to celebrate "Read Across America Day," a nationwide reading celebration that takes place annually for the great Dr. Seuss' birthday. Joining Whitworth in the celebration were Rams cheerleaders, team mascot Rampage and team front office staff who volunteered to visit classrooms and read to students at 112th Street Elementary in South Los Angeles, Las Posas Elementary in Camarillo, and Marianna Avenue Elementary in East Los Angeles. Through a partnership with First Book and the Chris Long Foundation, the Rams donated more than 4,000 books to LA-area schools including 1,200 books to enrich the classrooms and libraries of the three schools the team visited. Each student also had the opportunity to take home two books of their own.



Addressing Racial Inequalities And Building Perspective Through Education With Rise With The Rams



Sports has the power to change hearts and minds. In 2018, we introduced RISE with the Rams, a season-long leadership and community building program featuring Morningside High School in Inglewood and Oaks Christian High School in Westlake Village. The program was designed to harness the unifying power of sports and build relationships between two Los Angeles area high school football teams with a cross-section of races and socioeconomic backgrounds. Rise with the Rams programming develops leadership, understanding, acceptance and cultural competency for student-athletes and coaches. The season-long program also featured monthly touchpoints and leadership training to empower the student-athletes with tools to discuss and address matters of race, diversity and inclusivity with their teammates, coaches, schools and communities. Last year, we expanded the program to include four high school football programs such as Locke High School in Watts, Garfield High School in East Los Angeles, Harvard-Westlake in Studio City and Loyola in downtown Los Angeles.



Addressing Education Inequalities With City Year



Since 2017, the Rams have funded a City Year team to support elementary students at Grape Street Elementary in Watts. City Year is a national organization that mobilizes AmeriCorps members for a year of full-time service in underserved communities to serve as tutors, mentors and role models for students to help them graduate high school, college and become career-ready young professionals. Over the past three years, Grape Street Elementary has seen progress in students meeting and exceeding growth metrics on the English/Language Arts assessment, which increased by 33%. Additionally, many students moved up one or more levels on the California State Standardized Assessment and on the Math assessment test. As a result of the partnership, the AmeriCorps team has served a total of 623 students, provided more than 10,000 hours of service, and an additional 3,278 hours of extended learning time for students in the after-school program at Grape Street Elementary.



Addressing Access Issues For Minority Youth With LA Promise Fund Internship Project



Research shows that 95 percent of students who are exposed to work-based learning opportunities are twice as likely to enter college than those who aren't. That served as our inspiration to introduce an internship program with LA Promise Fund. In 2018, we hired students from Inglewood Unified School District after a conversation with a State Administrator, who wanted to expose students to opportunities in professional sports. In 2019, we broadened the internship program to include additional public high schools from various districts. In the summer of 2020, the Rams hired nine interns to work in different departments throughout the organization. As part of the internship selection process, interested students submitted their resumes and participated in professional interviews with team executives. The objective of the Rams' summer internship program is to expose students to opportunities in a professional setting, while expanding their skills, experiences and network as they prepare for college or enter the workplace following high school or college graduation.



Rams Commitment to Social Justice



Addressing Community-Police Relations and Mentorship



The Rams goal in the following programs is to spark a healthy relationship with communication between the people of Los Angeles and those in law enforcement roles. By having more communication outside of law infraction and emergency situations, the hope is that an avenue of communication without fear involved will be given to these two groups.



The Watts Rams



The Watts Rams, a youth football program coached by LAPD officers, was adopted by the LA Rams in 2019. The Rams fund all football components of the program, including uniforms and equipment. The Rams also provide engagement opportunities with current players, alumni, coaches, scouts, as well as business and football operations staff. The two football organizations develop joint programs that focus on character development and community service.



The Inglewood Rams



In October of 2019, the Los Angeles Rams adopted the Inglewood Parks and Recreation Flag Football League, renaming the program the Inglewood Rams. The league consists of 22 teams with more than 260 youth participants (ages 5-12). Each team is named after one of the Rams current players. The Rams fund all football components of the Inglewood Rams program, including uniforms and equipment. Officers with the Inglewood Police Department serve as coaches and mentors for the 11-12 years-old teams to continue bridging the gaps between law enforcement and communities of color.



Free Football Clinics With LAPD



During the spring of 2019, the Rams partnered with local non-profit organizations and youth football programs to host 16 free football clinics for youth at different locations throughout the Southern California region. LAPD officers from the South & Central Bureaus participated in five of the clinics and serve as mentors and participated in group discussions.



Addressing Homelessness



With more than 66,000 homeless Angelenos, homelessness is a defining issue of Los Angeles and something the Rams refuse to turn a blind eye to. That's why the team has chosen to join the fight against homelessness. Whether it's single mothers and families, military veterans or people who have fallen on hard times because of a loss of job or medical crisis, homelessness has many faces. Unfortunately, many of those faces are Black. While blacks represent only 9 percent of Los Angeles County, they represent 1/3 of the homeless population in Los Angeles. In addition to serving as the presenting sponsor of United Way's HomeWalk, the nation's largest event to end homelessness, we work with local non-profits throughout the year to serve our homeless neighbors in need.



Homewalk



The Los Angeles Rams joined more than 10,000 Angelenos in United Way's 12th Annual HomeWalk, the nation's largest fundraiser to end homelessness and help individuals and families secure the safety and stability of a home. The 5K family run/walk raised more than \$1.1 million with additional funds expected. With his extraordinary leadership on full display, Rams Head Coach Sean McVay provided remarks during the walk's opening ceremony alongside Rams cheerleaders and team mascot, Rampage. Players such as Aaron Donald, Andrew Whitworth & Johnny Hekker served as team captains for the event and were joined by Tight End Tyler Higbee and our 2019 rookie class, who lined up at the finish line and provided encouragement to runners and walkers.



U.S. Vets In Inglewood



Rams Legends joined Cheerleaders, Rampage, front office staff, and American Airlines volunteers at US Vets – Inglewood's annual Veteran's Day Breakfast. The inaugural US Vets site, US Vets – Inglewood aims to support successful transitions of military veterans and their families through the provision of housing, counseling and career development. During the event, volunteers prepared and served meals to veterans, their families and community supporters as well as hosted a game of Bingo which included the chance to win Rams merchandise and memorabilia. Working alongside Habitat for Humanity Greater Los Angeles, the Rams also beautified the facility's recreation room with a fresh coat of paint, new furniture, a pool table, and theater-seating couches to go with a new TV that they can use to continue to watch Rams games.



Te'LA'thon



The Los Angeles Rams hosted a virtual "Te'LA'thon," on Tuesday March 24th to assist Southern California response efforts during an unprecedented global health crisis. All contributions benefitted the United Way of Greater Los Angeles' Pandemic Relief Fund in direct support of community partners including Los Angeles Regional Food Bank. The UWGLA's Pandemic Relief Fund also provided immediate relief to low-income individuals, students and families at imminent risk of homelessness as well as the unsheltered residents across LA County who are experiencing disproportionate hardship due to health and economic impacts of coronavirus (COVID-19). Relief programs include providing low-income students crucial access to technology for continued academic instruction, supplying medical and hygiene materials to shelters and healthcare providers and working to meet the city's evolving demand for food assistance.



Rams Commitment to Social Justice



Addressing Food Insecurities



The Rams have partnered with Los Angeles Regional Food Bank in countless ways, including introducing the Taste of the Rams in 2016 to raise money to address the food insecurity of 1 in 5 Angelenos (prior to COVID-19). To date, this annual event has raised roughly \$650,000 – enough for the Food Bank to provide more than 2.5 million meals to Angelenos in need. This year, we made the LA Regional Food Bank a charitable beneficiary of our Te'LA'thon for Los Angeles, which raised \$2.2 million to help address the increased food insecurity as a result of COVID-19, which disproportionately impacted Black and minority communities. We also made a commitment to fund mobile food pantries in Black and Brown communities from March through the end of 2020. In addition to the team's work with LA Regional Food Bank, the Rams are proud supporters of Food Share, Ventura County's food bank.



Addressing Youth Justice By Inspiring Hope And A Path Forward



Football Clinics & Character Sessions



Since 2018, the Rams have hosted co-ed football clinics, watch parties and character discussions at the Ventura Youth Correctional Facility. The clinics feature current Rams players, staff and alumni who lead participants in football-related drills and discussions about the values of good character, goal setting, how to inspire change and more.



Character Chats



In partnership with the Anti-Recidivism Coalition (ARC) and organization's like 2nd Call, more than 100 union workers who have been previously incarcerated have found employment opportunities during the construction of SoFi Stadium in Inglewood. In June of 2019, Rams rookies paid a visit to the stadium site to meet the workers and show support for their efforts on the Rams' new home.



Café Momentum



In 2019, the Rams launched a partnership with Café Momentum to support local at-risk youth in achieving their full potential. Café Momentum is a non-profit restaurant and professional training facility that provides employment, life skills training and wraparound care to youth exiting juvenile detention facilities. Last year, young adults from the Ventura Youth Correctional Facility assisted banquet staff with serving responsibilities at the team's Annual Kickoff for Charity Luncheon. The following month, the Rams and Café Momentum hosted a pop-up dinner at a local LA restaurant for community partners and supporters to help pave a path for the development of future programs across the LA region and the nation.



Addressing Anti-Recidivism Through Jobs At SoFi Stadium



In partnership with the Anti-Recidivism Coalition (ARC) and organization's like 2nd Call, more than 100 union workers who have been previously incarcerated have found employment opportunities during the construction of SoFi Stadium in Inglewood. In June of 2019, Rams rookies paid a visit to the stadium site to meet the workers and show support for their efforts on the Rams' new home.



Addressing Social Change Through Sport With A1liance: Los Angeles



In a historic collaboration to pursue change in communities of color and develop meaningful programs, the 11 professional sports organizations in Los Angeles County and Orange County joined together to launch - The ALLIANCE: Los Angeles, a comprehensive five-year commitment to drive investment and impact for social justice through sport. Following the recent protests nationwide, the 11 teams united to address racial injustice, develop educational opportunities, and support other important issues facing communities of color, particularly Black communities. The 11 teams will advocate for social justice, address disparities and take actions to help end racial inequality. This commitment includes supporting the Play Equity Fund's social justice movement in Los Angeles, and in Orange County amplifying the work of Accelerate Change Together (ACT) Anaheim, which was formed in 2013. These innovative and positive models of engagement are aimed to inspire similar actions throughout the nation.