

2021 JACKSONVILLE JAGUARS

# MEDIA GUIDE

---



# TABLE OF CONTENTS



<b>STAFF DIRECTORY</b>	<b>3-4</b>
<b>1ST DOWNTOWN JACKSONVILLE</b>	<b>5</b>
<b>THE SPORTS COMPLEX</b>	<b>6</b>
<b>JAGUARS UK</b>	<b>7</b>
<b>EXECUTIVES</b>	<b>9-11</b>
<b>COACHING STAFF</b>	<b>12-35</b>
<b>SPORTS PERFORMANCE</b>	<b>36-40</b>
<b>SCOUTING</b>	<b>41-48</b>
<b>FOOTBALL OPERATIONS</b>	<b>49-54</b>
<b>BUSINESS OPERATIONS LEADERSHIP TEAM</b>	<b>55-57</b>
<b>COMMUNICATIONS</b>	<b>58-59</b>
<b>PLAYER BIOS</b>	<b>60-212</b>
<b>2020 SEASON IN REVIEW</b>	<b>213</b>
Team Stats	213
Defensive Stats	214
Big Plays: Rush 10+, Receptions 20+, Returns 30+	215
Takeaway/Giveaway Chart - Team and Opponent	216
Turnover Chart	217
Red Zone + Opponents	218
Goal to Go Situations + Opponents	219
Drive Charts	220-223
Game-By-Game Offense	224
Game-By-Game Defense	225

Third Down Efficiency	226
Fourth Down Efficiency	226
NFL Standings & Results	227
<b>HISTORY</b>	<b>228</b>
Pride of the Jaguars	228
All-Time Honors	229-230
Draft History	231-234
All-Time Trade History	235-236
Free Agency History	237-241
All-Time Rosters	242-249
Year-By-Year Results	250-254
Series Results	255-260
Preseason Results	261
Season Results	262-287
Playoff Game Summaries	288-291
Attendance and Weather Records	292
Prime-Time Games	293
<b>TEAM RECORDS</b>	<b>295-307</b>
<b>INDIVIDUAL RECORDS</b>	<b>308-314</b>
<b>SINGLE-SEASON RECORDS</b>	<b>315-318</b>
<b>SINGLE-GAME RECORDS</b>	<b>319-321</b>
<b>ROOKIE RECORDS</b>	<b>322-324</b>
<b>OPPONENT RECORDS</b>	<b>325-326</b>
<b>NFL SCHEDULE</b>	<b>327-328</b>



# STAFF DIRECTORY

## EXECUTIVE

Owner .....	Shad Khan
President .....	Mark Lamping
General Manager .....	Trent Baalke
Head Coach .....	Urban Meyer
Chief Football Strategy Officer .....	Tony Khan
Executive Assistant to the Owner and President .....	Alisa Abbott
Assistant to the Head Football Coach .....	ElizaBeth Mayers
Personal Assistant to Shad and Ann Khan .....	Kate McCoy

## BUSINESS OPERATIONS LEADERSHIP TEAM

Executive Vice President of Business Planning .....	Kelly Flanagan
Executive Vice President and Chief Legal Officer .....	Megha Parekh
Senior Vice President of Sales and Service and Chief Content Officer .....	Chad Johnson
Senior Vice President of Corporate Partnerships .....	Scott Massey
Senior Vice President of Jaguars Foundation and Community Impact .....	Peter Racine
Senior Vice President of International Development .....	Hussain Naqi
Senior Vice President of Jacksonville Tradition and Alumni .....	Dan Edwards
Vice President of People and Culture .....	Jessica Jones
Chief Financial Officer .....	Mark Sirota

## COACHING

Assistant Head Coach and Inside Linebackers Coach .....	Charlie Strong	Offensive Assistant Coach .....	Will Harriger
Offensive Coordinator .....	Darrell Bevell	Defensive Line Coach .....	Tosh Lupoi
Defensive Coordinator .....	Joe Cullen	Assistant Defensive Line Coach .....	Sterling Lucas
Special Teams Coordinator .....	Nick Sorensen	Defensive Backs Coach - Safeties .....	Chris Ash
Special Teams Assistant .....	Carlos Polk	Defensive Backs Coach - Nickels .....	Joe Danna
Passing Game Coordinator .....	Brian Schottenheimer	Secondary Coach - Corners .....	Tim Walton
Running Backs Coach .....	Bernie Parmalee	Outside Linebackers Coach .....	Zachary Orr
Tight Ends Coach .....	Tyler Bowen	Assistant Linebackers Coach .....	Tony Gilbert
Wide Receivers Coach .....	Sanjay Lal	Senior Defensive Assistant .....	Bob Sutton
Offensive Line Coach .....	George Warhop	Defensive Quality Control Coach .....	Patrick Reilly
Assistant Offensive Line Coach .....	Todd Washington	Assistant to the Head Football Coach .....	ElizaBeth Mayers
Offensive Quality Control Coach .....	Quinton Ganther		

## FRONT OFFICE

### FOOTBALL ANALYTICS

Vice President of Football Analytics .....	Eugene Shen
Football Analytics Assistant .....	Calvin Smith
Stadium Projects and Player Development Coordinator .....	Kyle Buerkett

### SPORTS PERFORMANCE

Head Strength & Conditioning Coach .....	Anthony Schlegel
Director of Athletic Training .....	Jeff Ferguson
Head Physician .....	Dr. Kevin Kaplan
Physician, Internal Medicine .....	Dr. Michael Yorio
Assistant Strength and Conditioning Coach .....	Adam Potts
Assistant Strength and Conditioning Coach .....	Cedric Scott
Assistant Strength and Conditioning Coach .....	Brandon Ireland
Associate Strength Coach .....	Jackson Schafer
Associate Strength Coach .....	Kevin Maxen
Director of Performance Nutrition .....	Mindy Black
Performance Nutrition Fueling Station Manager .....	Antonio Pepe
Nutrition Assistant .....	Jacqueline Trance
Athletic Performance Spec./Assoc. Athletic Trainer & Physical Therapist .....	Pete Draovitch
Associate Athletic Trainer and Physical Therapist .....	Robby Hoenshel
Associate Athletic Trainer .....	Raul Bermudez
Associate Athletic Trainer .....	Rod Scott
Associate Athletic Trainer .....	Cassie Ettel
Head Team Psychologist .....	Dr. Candice Franco
Team Psychologist .....	Dr. Miguel Franco

### FOOTBALL COMMUNICATIONS

Vice President of Football Communications .....	Amy Palcic
Director of Public Relations .....	Alex Brooks
Manager of Public Relations .....	David Wolf
Football Communications Coordinator .....	Dylan Morton

### EQUIPMENT

Head Equipment Manager .....	Jimmy Luck
Assistant Equipment Manager .....	Tyler Floyd
Assistant Equipment Manager .....	George Pellicer
Assistant Equipment Manager .....	Kyle Stillwell
Equipment Assistant .....	Collin Peterson

### FOOTBALL LOGISTICS AND SUPPORT

Chief of Staff .....	Fernando Lovo
Senior Director of Football Technology and Special Projects .....	Mike Perkins
Director of Football Systems .....	Jeremy Pool
Director of Football Operations .....	Hamzah Ahmad
Director of Team Security .....	Skip Richardson
Director of Team Administration .....	Tyler Wolf
Manager of Team Travel .....	J.K. LaCoste
Manager of Football Operations .....	Brandon Roth
Football Operations Coordinator .....	Brian Kensil
Manager of Football Creative Video .....	KC Hahey
Manager of Football Technology .....	Chris Reier
Video Assistant .....	Henderson McPherson
Video Assistant .....	Ian Mutch

### SCOUTING, PLAYER ADMINISTRATION AND PLAYER ENGAGEMENT

Director of Roster Management .....	Trip MacCracken
Director of Football Administration .....	Tim Walsh
Director of Player Assessment .....	Ryan Stamper
Director of Player Engagement and Youth Football .....	Marcus Pollard
Senior Personnel Executive .....	Tom Gamble
Director of Pro Scouting .....	Regis Eller
Director of Pro Personnel .....	DeJuan Polk
Director of College Scouting .....	Mike Davis
National Scout .....	John Stevenson
National Scout .....	Tom McConaughy
Pro Scout .....	Joseph Anile IV
College Scout .....	Jason DesJarlais
College Scout .....	Antonio Robinson
College Scout .....	Casey Belongia
College Scout .....	David McCloughan
College Scout .....	Marty Miller
College Scout .....	Jarrold Highberger
College Scout .....	Brian Squeglia
NFS Combine Scout .....	Ricky Thomas Jr.
College Scouting Assistant .....	Denard Robinson
Player Personnel Coordinator .....	Drew Hughes
Scouting Assistant .....	Tyler Walker
Scouting Assistant .....	Lamar Sorey
Football Database Analyst .....	Zach Beistline
Principal Software Architect .....	Justin Vonhagen
Software Developer .....	Andrew Mogg



# STAFF DIRECTORY

## TICKETS SALES AND SERVICE

Vice President of Sales and Service	Chris Gargani
Senior Director of Ticket Sales and Service	Sean Flood
Director of Premium Sales and Entertainment	David Altman
Director of Member Experience and Retention	Aneisha Johnson
Director of Ticket Operations	Tim Bishko
Senior Manager of Season and Group Sales	Shawn Dubrow
Senior Manager of Ticket Operations	Jim Scott
Manager of Inside Sales	Daniel Quintanilla
Manager of Premium Member Experience	Christy Pavilando
Manager of Member Experience and Retention	Alex Russell
Senior Account Manager, Ticket Sales	Colin Baumgartner
Senior Account Manager, Group Sales	Madison Holesko
Account Manager, Ticket Sales	Blake Woodard
Account Manager, Ticket Sales	Cortlandt Carter
Account Manager, Ticket Sales	Brittany Dodson
Account Manager, Ticket Sales	Martee Zubeck
Account Manager, Ticket Sales	Justin Hill
Account Manager, Group Sales	Matthew Jorgensen
Account Manager, Group Sales	Andrew Parker
Account Manager, Group Sales	Mitchell Ghannam
Account Manager, Group Sales	Brian Rehagen
Account Manager, Group Sales	Ben Borucki
Account Manager, Premium Sales	Donald Shwaga
Account Manager, Premium Sales	Michael Donato
Member Experience Specialist	Andrew Herrick
Member Experience Specialist	Aaron Appleberry
Member Experience Specialist	Haden Thompson
Member Experience Specialist	Casey Hutson
Member Experience Specialist	Andrew Boggs
Member Experience Specialist	Kim Baker
Ticket Operations Specialist	Bryan Kupfer

## MARKETING

Director of Marketing	Asia Gholston
Director of Brand Design and Creative	John Cascio
Director of Branded Entertainment	Christy Stechman Zynda
Director of Digital and Social Media	Nick Birdsong
Senior Marketing Manager, Concerts and Events	Stephanie Lynn
Manager of Digital Marketing	Jennifer Garavaglia
Manager of Social Media	Charles Jordan
Design Manager	Chris Burdett
Branded Entertainment Coordinator	Alex Shepard
Digital Media Coordinator	Will Pease
Social Content Producer	Cameron Hicks
Social Media Specialist	Devin Carvajal
Graphic Designer	Nikki Summers
Junior Graphic Designer	Zack Breunte

## PRODUCTION AND ON-AIR TALENT

Vice President of Production	Patrick Kavanagh
Director of Game Day and Event Production	Carlos Caceres
Director of Broadcasting and Production	Dave DeCandis
Manager of Production	Everett Sullivan
Manager of Radio	Joe Fortunato
Lead Designer and Production Manager	Eric Wierenga
Senior Writer	John Oehser
Senior Reporter and Editor	JP Shadrack
Senior Correspondent	Brian Sexton
Senior Producer/Editor	Max Hochman
Team Reporter and Host	Ashlyn Sullivan
Video Production Coordinator	Blake Stuart
Video Production Coordinator	Thomas Flynn
Producer/Editor	Brent Reber
Associate Producer	Trent Padilla

## CORPORATE PARTNERSHIPS

Vice President of Corporate Partnerships	Mike DeMartino
Vice President of Partnership Activations	Anne Boccuzzi
International Corporate Partnerships Director	Kaitlyn Colligan
Senior Director, Corporate Partnerships	Matt Rickoff
Director, Corporate Partnerships	Brian Mather
Director, Corporate Partnerships	T.J. Streit
Director, Corporate Partnerships	Tia Washington
Director, Corporate Partnerships	Justin Baldinger
Account Executive, Corporate Partnerships	Jake Milano
Director, Partnership Activations	Lauren Baker
Director, Partnership Activations	Megan Belongia
Senior Account Manager, Partnership Activations	Victoria Betts
Account Manager, Partnership Activations	Trevor Bittenbender
Account Manager, Partnership Activations	Aaron Malave
Account Coordinator, Partnership Activations	Kristen Williams

## BUSINESS PLANNING

Vice President of Analytics	Arri Landsman-Roos
Director of Communications	Amanda Holt
Director, Tax and Treasury Management	Matt Stupski
Director of Corporate Accounting	Melisa Keenan
Director of Payroll and Benefit Plans	Cary Johns
Director of Strategic Research and Development	Momin Ghaffar
Senior Manager of CRM Analytics	Jeff Miranda
Project Manager, Construction	Lori Windisch
Manager of Photography	Kam Nedd
Manager, FP&A	Amit Patel
Manager, Accounting	Natasha Thomas
Quantitative Research Manager	Victor Li
Accounts Payable Coordinator	Ashley Lewis
Business Operations Analyst	Bennet Kim
Staff Accountant	Tish Clay

## JAGUARS FOUNDATION

Vice President of Social Responsibility and Impact	T-Neisha Tate
Director of Community Partnerships	Chris Sutton
Director, Jaguars Foundation and Community Impact	Adriel Rocha
Community Impact and Programs Manager	Michael Carnahan
Community Nonprofit and Events Manager	Kristina Heath
Program and Communications Coordinator	Milena Ruiz

## TECHNOLOGY

Vice President of Technology	Mike Webb
Production and Network Systems Manager	Jason Dean
Director of Business Applications	Shannon Gray
Network and Security Administrator	Jonathan Bradshaw
Network and Systems Administrator	Josh Clark
Technical Support Manager	Chris Yeiter
Technical Support Analyst	Steven Hepner
Information Security Administrator	James Conner

## PEOPLE AND CULTURE

Director of Culture and Inclusion	Victoria Croy
Director of Facilities Security	Bobby Lyle
Office Logistics Manager	Kevin Lanahan
Talent Coordinator	Kandace Morrell

## LEGAL

General Counsel	Lauren Strackbine
Development Counsel	Chris Peck
Legal Assistant	Autumn Richards

## EVENTS, FACILITIES AND FAN EXPERIENCE

Senior Director of Facility Operations	Ryan Prep
Director of Live Events	Jacqueline Scibelli
Director of Private Event Sales	Kristen Inman
Director of Fan Experience	Sarah Mathis
Director of Events and Entertainment	Jenn Toy
Manager of Fan Experience	Kelsey Holmgard
Manager of Events and Entertainment	Devin McDuffie
Manager of Events and Experiences	Kassidy Carlson
Facilities Project Manager	Geoff DeLuca
Facilities Maintenance Technician	Tim Boyle
Senior Fan Experience Coordinator	Lindsey Zybrick
Live Event and Booking Coordinator	Emily Nees
Fan Experience Coordinator	Nicole D'Errico
Events and Entertainment Coordinator	Alyssa Fair
Events and Experience Coordinator	Amani Burton

## INTERNATIONAL DEVELOPMENT

UK Events and Marketing Executive	Milo Mackean
Grassroots and Marketing Manager	Ryan Moore



# 1ST DOWNTOWN JACKSONVILLE

## 1ST DOWNTOWN JACKSONVILLE

As the Jacksonville Jaguars kick off their 27th season playing in downtown Jacksonville, the team is hard at work envisioning what the next quarter century will look like in and around the sports complex. On June 3, 2021, the Jaguars, together with their affiliated real estate development entity of Iguana Investments, announced development plans for Downtown Jacksonville including The Jacksonville Shipyards, a multi-faceted project that will feature a Four Seasons Hotel and Residences, a Class A office building, an orthopedic sports medicine complex and improvements to the city-owned marina and public spaces. The team also unveiled a vision for a football performance center, which will be the first step in creating the "Stadium of the Future" for Jaguars fans.



"My goal is for Downtown Jacksonville to be the envy of cities here in the U.S. and elsewhere, and I see no reason why we can't achieve that goal," said Jaguars team Owner Shad Khan. "I am confident we have the local leadership, spirit and commitment to revitalize Downtown Jacksonville in a manner that will make the world take notice while also serving the needs of the community and the people who make Jacksonville their home."

To learn more about the status of each of these projects, visit [www.1stdowntownjax.com](http://www.1stdowntownjax.com). 1st DownTown Jacksonville is an all-encompassing initiative that captures the Jaguars' commitment to downtown development, establishes a destination for up-to-date information about the Jaguars' plans and offers everyone the opportunity to personally get involved in the effort

### THE SHIPYARDS

For over a century, the Jacksonville Shipyards located across the street from TIAA Bank Field bustled with activity as a economic port of call. Today, the Shipyards stand empty, but Shad Khan's vision looks to deliver a Downtown experience that blends urban design with entertainment. A modernized marina, a landmark five-star hotel and residences, a six-story office building and a world-class orthopedic center will create hundreds of new jobs, generate vital tourism revenue and spark additional opportunities for emerging local businesses.

On July 7, the Downtown Investment Authority unanimously approved the Shipyards proposal, which includes private investment of more than \$300 million dollars and Iguana Investments responsible for nearly all upfront expenditures and any cost overruns.



### FOOTBALL PERFORMANCE FACILITY

The "Stadium of the Future" in Jacksonville begins first be relocating the Jaguars current football operations outside of TIAA Bank Field while any future renovation plans take place. The Jaguars are proposing construction of a 125,000 square-foot Football Performance Center to serve as the new home of Jaguar Football Operations including locker rooms, training and medical facilities, office space and a draft room.

It also provides for a new indoor practice facility, opening up the current Flex Field for public use by the COJ Parks and Recreation Department. With fan comfort in mind, the facility will provide enhanced public access, including viewing stands, restrooms, concession areas, retail store and public meeting space. The construction costs of \$120 million would be split 50/50 between the City of Jacksonville and the Jaguars, with the team assuming all responsibility for any cost overruns.



# THE SPORTS COMPLEX


## DAILY'S PLACE

Capitalizing on the ever-expanding intersection of sports and entertainment, Jaguars Owner Shad Khan partnered with the City of Jacksonville to open Daily's Place in May 2017. Representing a portion of a \$90 million shared investment in TIAA Bank Field, the state-of-the-art facility includes a 5,500-seat amphitheater and the Dream Finders Home Flex Field, the team's indoor practice facility.

Daily's Place, the first-ever amphitheater connected to an NFL stadium, has hosted nearly 448,000 music fans at nearly 100 shows to date, including performances by Kenny Chesney, Sting, Bob Seger, Post Malone, Zac Brown Band (pictured right), Blink-182 and Mary J. Blige. Daily's Place has also welcomed an additional 180,000 guests for nonmusical events in the amphitheater and flex field, such as FloridaGeorgia and TaxSlayer Gator Bowl festivities and Jaguars games.

As live events become a reality again in 2021, Daily's Place is set to host more than 25 concerts in the second half of the year including Miranda Lambert, Sam Hunt, Santana, Pitbull, and the Jones Brothers. In 2020, as the music industry responded to the effects of COVID-19, Daily's Place became the permanent home to All Elite Wrestling and its weekly slate of nationally broadcast television programming and multiple pay-per-view specials. AEW is a professional wrestling league founded in 2019 by CEO, GM and Head of Creative Tony Khan, the son of Jaguars Owners Shad Khan.

Inspired by Radio City Music Hall, the unique, three-tiered, vertical design of the amphitheater at Daily's Place offers unparalleled sight lines from every seat in the venue. The last seat in the house is just 150 feet from the stage, giving every attendee an up-close-and-personal experience with every artist. Its connection to TIAA Bank Field gives attendees access to existing concessions and premium entertainment spaces on every level. The iconic Daily's Place roof that lights up the Jacksonville skyline ensures every seat is protected from the elements.




## JAGUARS PRACTICE FACILITIES

The Jaguars currently both practice and play at TIAA Bank Field. The team has an indoor practice facility and three outdoor practice fields, which allows the team to host training camp, youth football camps and several other events at The Bank year-round

### DREAM FINDERS HOMES FLEX FIELD

On the south side of the amphitheater, just steps away from the Jaguars locker room, is the 94,000-square foot Dream Finders Homes Flex Field at Daily's Place. The facility opened in July 2017 and has become an integral part of the Jaguars' ongoing training regimen, especially during the hot summer months that often bring an afternoon thunderstorm. The flex field features a regulation size football field with over 20 feet of auxiliary space around the artificial playing surface. At its highest point along the 50-yard-line, the roof rises nearly 80 feet. Flanked on the north and south side by massive airplane hangar doors, the facility can be used independently or opened up to the amphitheater. When the doors are closed to the flex field, the space is fully climate-controlled.



### DREAM FINDERS HOMES PRACTICE COMPLEX

On the northwest corner of TIAA Bank Field sits the Dream Finders Homes Practice Complex, the Jaguars primary practice site. It features three full-size outdoor fields and is used for Jaguars practices, OTAs, training camp as well as a variety of community and youth initiatives. In 2019, a Cool Zone was added to the practice complex. The 3,450-square-foot building is divided into three sections, the first of which offers an air-conditioned area for players to cool down during practice and an area for athletic training staff to attend to any players needing treatment. The second section provides additional storage for equipment. The third section of the building is a covered overhang for exercise bikes and strength and conditioning equipment. Outdoor speakers and a sound system were installed to play music at practice.



## JAGUARS UK

On Aug. 21, 2012, the Jaguars made history by becoming the first NFL team to commit to playing four home games at Wembley Stadium. Jaguars Owner **Shad Khan**, along with NFL Commissioner **Roger Goodell**, announced that the Jaguars would play one game each season in the United Kingdom from 2013-16. That deal was later extended through 2020; however the NFL International Series was canceled in 2020 by the NFL due to COVID-19. International games are currently slated to return in 2021 and the Jaguars are set to serve as the home team versus the Miami Dolphins in Week 6. For the first time in franchise history, the team will play at Tottenham Hotspur Stadium. Completed in 2019, the stadium is the third-largest football stadium (62,850) in England and the largest club stadium in London. The venue features its own football field which rests below its soccer pitch and is used exclusively for NFL games.

The Jaguars' footprint in London continues to grow, as the team has registered over 90,000 fans in the U.K. and are the third most popular NFL team in merchandise sales. Below is a look at programs the Jaguars have brought to the U.K. in an effort to lead the growth of American football:

### JAG TAG

In 2015, the Jaguars launched JagTag, a simplified version of touch American football, tailored to a U.K. audience, to help encourage more people to play and understand the game. JagTag is now played in a range of schools across London, Newcastle, Manchester and Portsmouth with more than 14,000 children now engaged in the program each year. Thanks to the first-ever Sport England Grant for an American sports program, further geographical expansion throughout the U.K. is planned for 2019, making the game even more accessible to kids across the country. For the first time in 2018, kids involved in the JagTag program became eligible for the LGT Vestra US Gridiron Grant, a co-funded scholarship initiative provided by the Jaguars and Partner LGT Vestra US, offering two deserving recipients a full university scholarship in the U.K. each year.


### REWARD ROWS

In 2016, the Jaguars launched the first Reward Rows program to provide 180 children taking part in the JagTag program the chance to attend the Jaguars game at Wembley for free. In 2018, thanks to the Jaguars Founding Partner LGT Vestra US, the Jaguars increased the number of participants to 560 to reward them for their involvement in JagTag, good behavior and involvement in the community. 2019 saw the program return for its fourth year, expanding up to all of the newly acquired schools taking part on JagTag and continuing to provide kids playing football throughout the U.K. with a reason to work hard and to better themselves. The Jaguars welcomed 563 youth to their 2019 game at Wembley as part of the Jaguars Reward Rows program. The youth traveled from all over the UK including as far as Glasgow, Scotland and were seated in rows 1 - 10 in each corner of the stadium.

### JAGUARS ACADEMY

The fourth Jaguars Academy took place in 2019, with over 100 amateur British and European American football players and coaches attending the three-day residential camp at Brunell University in London. The academy is aimed at players age 18 and above, as well as amateur coaches, and this year's program featured Jaguars alumni Tony Boselli and Mark Brunell, as well as other NFL legends and coaches. Scouts from 3Step were also in attendance on the lookout for U.K. talent. The academy aims to help improve the skill, tactics and overall knowledge of the sport with an attempt to help raise the standard of the amateur game in the U.K. as well as provide a pathway for U.K. players to further their football experience at a U.S. college.





# Pay with pride wherever you go

Open a Yield Pledge® Checking account to score great yields and your very own Jaguars Visa® Debit card, available only at TIAA Bank

Claim your card at [TIAABank.com/jagscard](https://TIAABank.com/jagscard)



Official Bank of the  
Jacksonville Jaguars

TIAA Bank® is a division of TIAA, FSB.  
©2021 TIAA, FSB. 21EBF0346.02







# STAFF BIOGRAPHIES

# EXECUTIVES



**SHAD KHAN**  
Owner



**SEASONS WITH JAGUARS: 10**

Shad Khan, described in a *Forbes* magazine cover story in 2012 as the "New Face of the American Dream," and recently by the same magazine as one of the world's greatest living business minds, saw his goal of owning an NFL team become reality on Dec. 14, 2011, in a unanimous 32-0 vote by NFL owners in support of his purchase of the franchise.

After closing on the purchase of the Jaguars on Jan. 4, 2012, Khan has been an active owner on NFL matters, a fan-friendly owner for the Jaguars and a tireless supporter for the continued advancement of the Jacksonville community, particularly its downtown.

Khan's passion for the National Football League also took root long before his entry into the league. His dream of one day owning an NFL team began while watching games with his fraternity brothers at the Beta Theta Pi house as a student at the University of Illinois. Through the success of his own business, Flex-N-Gate, his dream came true 40 years later.

A longtime leader and visionary in the automotive parts industry, Khan was familiar with Jacksonville long before purchasing the team. Jacksonville's port at one time was the United States' largest for automobile shipments, and Khan's fledgling Flex-N-Gate business brought him to Jacksonville's Blount Island terminal to install his patented bumpers on the import vehicles, all part of his company's formative steps toward becoming a global power in the hyper-competitive automotive parts industry.

Flex-N-Gate is currently ranked by *Automotive News* as the seventh largest original equipment supplier in North America, the 45th largest supplier in Europe and the 31st largest supplier in the world. Flex-N-Gate employs nearly 26,000 people at 74 manufacturing facilities and five advanced product development centers throughout the United States, Canada, China, Mexico, Argentina, Brazil, Germany, France and Spain. Flex-N-Gate's major product lines include complete bumper assemblies, mechanical assemblies, exterior plastic trim, stamped body-in-white and chassis assemblies, forward and signal lighting and plastic tailgate assemblies and complex welded structural assemblies for the light vehicle market.

In March 2017, Flex-N-Gate Group further expanded its European presence by acquiring seven former Plastic Omnium businesses in Europe – four in France, one in Spain and two in Germany – thereby boosting the company's ability to serve European OEM customers with capabilities and technologies that will enhance Flex-N-Gate's existing international OEM relationships.

Today, Flex-N-Gate has a global footprint reaching from Canada to Argentina and from the United States into Europe and Asia. The company's clients include all of the major automotive manufacturers in North America, Japan and Europe. In 2007, Khan received the Minority Business Leadership Award from the National Minority Supplier Development Council and has continued to earn honors throughout the world for his example as a successful minority business owner, which extends to the NFL as in 2011 he became the first team owner of minority ethnicity in league history.

Khan chairs two important NFL committees – the Legalized Sports Betting Committee, to which he was appointed chairman in 2018 as well as the influential Business Ventures Committee, which he has led since 2016. Khan also sits on the NFL Network Committee, the Finance Committee and the Health and Safety Committee, and his vision for international growth, both for his Jaguars and the NFL, has been celebrated throughout sports and business circles as being the only team owner who made a long-term commitment to annually play in the important London and UK market. His initial four-year agreement to play one home game in each season from 2013 to 2016 was extended through the 2020 season, with all games scheduled for Wembley Stadium, the national stadium of England.

In 2013, Khan complemented his sports club portfolio with his purchase of Fulham Football Club, established in 1879 as the oldest professional club in London. Fulham's famed home ground, Craven Cottage, will soon see the completion of a spectacular renovation with the introduction of Fulham Pier – a one-of-a-kind mixed use destination that will also serve as the club's new spectator stand on the banks of the River Thames.

In September 2016, Khan purchased full ownership of Four Seasons Hotel Toronto, regarded universally as one of the premier destinations in the luxury hotel segment anywhere in the world. The property, located in the fashionable Yorkville neighborhood, continues to be managed by Four Seasons Hotels and Resorts and deepens Khan's roots in Canada, where Flex-N-Gate operates 11 plants in Ontario.

In 2019, Khan and his son Tony launched All Elite Wrestling (AEW), the professional wrestling league giving fans a fresh, new wrestling experience for the first time in decades with its world-class talent and storytelling. The flagship show on TNT, "AEW Dynamite," is Wednesday's No. 1 wrestling program and attracts the youngest wrestling audience on television. AEW's success has led to an extended, multi-year agreement with WarnerMedia which will see the franchise grow its footprint with a move of "AEW Dynamite" to TBS in January 2022. Until then, presence on TNT remains robust with the addition of the new series "AEW Rampage," a third hour of high-octane wrestling debuting on Aug. 13, 2021. Khan is also the lead investor in the Black News Channel, which made its debut in 2020 and is available in more than 50 million households nationwide.

Khan and his wife, Ann, are philanthropic leaders both in Jacksonville as well as in Illinois, where they met as students while attending the University of Illinois. Since 2012, the Khans have focused their charitable giving in the Jacksonville community through the Jaguars Foundation. Through the Foundation, they provided more than 22 million in grants since 2012, including 2.1 million in 2020 and thus far in 2021. These grants support children's and family programs, the NFL/Jaguars Play 60 youth fitness and youth football programs, military and veterans, women's health issues, neighborhood revitalization and other NFL and team-related initiatives.

Significant grant support has been provided for key initiatives. The Khan family's strong commitment to our military and veterans includes a \$1.5 million partnership with the City of Jacksonville's Veterans Resource and Reintegration Center at City Hall, now in its seventh year of operation. A major contribution was made to the Baptist Health Foundation resulting in a \$2.3 million endowment to help bring the nationally renowned MD Anderson Cancer Center to the Baptist Health downtown campus in Jacksonville. Khan and the Jaguars Foundation also responded to the devastation wrought in northeast Florida by Hurricane Irma in 2017 with a gift of \$1 million to the United Way of Northeast Florida's First Coast Relief Fund and donated 5,000 tickets to the Jaguars' home opener to first responders and local residents impacted by the hurricane. In 2020, Khan donated \$1 million to Jacksonville-area efforts dedicated to COVID-19 relief and response. And, most recently, the Khan family made a personal commitment of \$5 million to the Jacksonville Museum of Science and History (MOSH) for their capital campaign to build a new state-of-the-art interactive museum on the northbank of downtown Jacksonville, and the Jaguars Foundation made a \$1 million contribution on behalf of the Khan family to LIFT JAX in support of the major community revitalization efforts of the Out East neighborhood on Jacksonville's eastside, neighboring TIAA Bank Field.

Khan, an immigrant himself who became a naturalized US citizen joined 65 North Florida residents originally from 38 different countries as they took their final step in saying the "Oath of Allegiance" in front of 65,000 fans to officially become Naturalized U.S. Citizens at halftime of the



# EXECUTIVES

Jaguars' home game against Washington on Dec. 16, 2018. It marked the first-ever U.S. citizenship ceremony held during an NFL game, a tradition Khan now continues each year. The previous year, in celebration of the Jaguars' AFC Wild Card matchup against the Buffalo Bills on Jan. 7, 2018, Khan and the Jaguars Foundation donated 500 tickets to refugees and immigrants from around the world who have settled in the Jacksonville area, while an additional 500 tickets were given to families from Puerto Rico in Florida who had been displaced by the destruction from Hurricane Maria.

Khan shares his passion for the American dream with his family, and he and his wife Ann have passed on their commitment to work and service to their two grown children, Tony and Shanna.



**TONY KHAN**  
Chief Football Strategy Officer



SEASONS WITH JAGUARS: 10

Tony Khan, a thought-leader in the world of sports analytics and insights, enters his tenth season with the Jaguars and now serves in the new capacity of chief football strategy officer.

Under Khan's guidance, the Jaguars created a Football Technology and Analytics group in 2012. In addition to being a valued asset to the coaching and scouting departments, the analytics team also explores new technology and its applications within all areas of the Jaguars organization, including player development, injury prevention, game analysis and player evaluation.

Khan, who with his father Shad Khan is an owner of Fulham Football Club, was named Fulham's vice chairman and director of football operations in February 2017. In that role, Khan assumes his responsibilities following a period of advising the football operations at Fulham, particularly in the area of analytics and research. Over the past four years at Fulham, Khan has played an integral role in the identification, recruitment and signing of the players while continuing to oversee the club's statistical research department, which he created in 2015 to analyze football player performance and develop proprietary football performance.

In January 2019, Khan shook the world of sports and entertainment with the launch of All Elite Wrestling (AEW), the new professional wrestling league featuring a dynamic, world-class roster of talent and fueled by the mission of building an inclusive community. As AEW's CEO, GM and head of creative, Khan has led the company to defy expectations with its meteoric rise, record-high ratings, pop culture infiltration and highly entertaining television product.

Khan also is the owner and chairman of TruMedia Networks, a Boston-based engineering firm specializing in sports analytics solutions for leagues, franchises and media partners across the sports industry. Khan acquired TruMedia Networks in 2015, and under his ownership, the company has expanded its sports analytics engineering services, with clients including ESPN, the NFL, Zebra and over 60% of all Major League Baseball clubs.

In 2018, Khan made a strategic investment into Activist, a new entertainment company that will protect and build all aspects of an artist's career while leveraging their authentic voice and related platform in an effort to effect positive change. Activist, steered by industry leaders Bernie Cahill and Gregg Suess, provides comprehensive management services for its clients including music management, talent and brand management, and film and TV development.

Khan graduated from the College of Business at the University of Illinois in 2007 with a Bachelor of Science degree in finance. Khan graduated from the University of Illinois Laboratory High School in 2001, where his graduating class had the highest ACT average of any class at any school in America. He was also an Illinois State Scholar and a National Merit Semifinalist. The award for dedication to the basketball program at the University of Illinois Laboratory High School is known as the Tony Khan Award. Khan currently serves on the advisory board of the University of Illinois Laboratory High School.

Khan grew up in Champaign-Urbana, Ill., where he was born on Oct. 10, 1982.



**MARK LAMPING**  
President



SEASONS WITH JAGUARS: 10

Mark Lamping was named president of the Jacksonville Jaguars on Feb. 13, 2012. Now in his 28th year as an executive in professional sports, Lamping became the Jaguars' first president since the end of the 1996 season.

Lamping's career highlights include 13 years as a marketing executive with Anheuser-Busch, 14 seasons as president of Major League Baseball's St. Louis Cardinals and four years as CEO of New Meadowlands Stadium Company where he oversaw the construction and operation of MetLife Stadium, home to the New York Giants and New York Jets of the NFL. The Giants' 2012 Super Bowl victory enabled Lamping to become one of the few sports executives to have received both a Super Bowl ring and World Series Championship ring. Lamping earned his World Series ring as president of the St. Louis Cardinals following their 2006 championship season.

As president of the Jaguars, Lamping oversees all team business operations in addition to managing other Shad Khan-driven initiatives such as Bold Events and the proposed Jacksonville Shipyards development, which serves as member of Fulham Football Club in London, Khan's Sky Bet Championship club, and he is involved with the ongoing expansion of the Riverside Stand and related Fulham Pier project at the team's stadium, Craven Cottage, all scheduled for completion in 2022.

The Jaguars under Lamping's direction have completed a number of major fan-friendly enhancements to TIAA Bank Field including the installation of the world's largest video boards in 2014, the complete renovations of the Stadium Club sections, the construction of the 5,500-seat Daily's Place amphitheater which opened in 2017 and numerous other amenities that have helped to transform the stadium into a national



destination for top sports and entertainment events alike. Lamping also serves on the NFL Stadium Security and Fan Behavior Committee.

Lamping previously served as president and CEO of the New Meadowlands Stadium Company, LLC, beginning in 2008. The New Meadowlands Stadium Company was the joint venture formed between the New York Giants and the New York Jets to develop the \$1.6 billion stadium in East Rutherford, N.J. Lamping was responsible for managing the construction, sales, marketing and operation of MetLife Stadium, which opened in April 2010. In addition to numerous awards, in both 2010 and 2011, Billboard Magazine named MetLife Stadium as the highest grossing stadium in North America. Lamping also helped lead the successful bid to host the 2014 Super Bowl, which was the first Super Bowl played in an open-air stadium in a cold weather city.

Lamping was the president of the St. Louis Cardinals for 14 years, from Sept. 1, 1994, until March 31, 2008. In addition to the club's 1996, 2000, 2001, 2002 and 2005 Central Division titles and 2004 National League Championship, the Cardinals earned their 10th World Championship in 2006. In 1999 and again in 2003, the Cardinals were honored by United Sports Fans of America as Major League Baseball's Fan Friendly Team for their superior efforts to make a day at the ballpark more affordable and enjoyable. In addition to managing the club's business and facility operations, Lamping led the Cardinals' new ballpark initiative, and on April 10, 2006, the Cardinals officially dedicated the new ballpark, Busch Stadium. The perfect ending to the inaugural season at new Busch Stadium came in October with the Cardinals winning their 10th World Championship.

From 1989 to 1994, Lamping served as Anheuser-Busch's group director of sports marketing. In that position, he managed all domestic and international sports marketing activities for Anheuser-Busch's beer brands, including sponsorship agreements with the Olympics, FIFA World Cup and all major professional sports, including Major League Baseball, the National Football League, the National Hockey League and the National Basketball Association. Lamping also oversaw Bud Sports Productions, Anheuser-Busch's television and radio sports production company.

Lamping joined Anheuser-Busch in 1981 in the company's Corporate Planning Executive Development Program. He then served in a variety of positions including district sales manager in Southern Illinois and Central Iowa, senior brand manager for new products and director of sales operations before being named group director of sports marketing in 1989.

Lamping currently serves on the boards of directors of the American Cancer Society CEOs Against Cancer, Jacksonville Chapter of the American Heart Association, Jacksonville Civic Council, JAX Chamber, JAXUSA Policy Council, Ronald McDonald House Charities of Jacksonville, Inc. and Special Olympics Florida Advisory Council. In 2015, Lamping was honored as Community Champion by the North Florida Chapter of the Multiple Sclerosis Society and received Community Connections' Florence N. Davis Award for Community Achievement. In addition, in 2017, Lamping was inducted into the First Coast Business Hall of Fame and received the Living and Giving Award from the Juvenile Diabetes Research Foundation. In 2021, Lamping was introduced into the Missouri Sports Hall of Fame in recognition of his career accomplishments as a sport and marketing executive.

While in St. Louis, Lamping was involved in a variety of charitable organizations, including board of directors, Habitat for Humanity and St. Louis Cardinals Community Fund; chairperson of the Make-A-Wish Foundation Golf Classic in 1997, 1998, and 1999; chairman of the St. Louis Archdiocese Catholic Charities 2000 and 2001 Christmas Appeal and he also served as a chairperson for Pope John Paul's 1999 visit to St. Louis.

In 1998, Lamping was also honored in St. Louis as Man of the Year by the local chapter of Sudden Infant Death Syndrome Resources and received the James O'Flynn Award from St. Patrick's Center in recognition of his work to help the homeless in the St. Louis area. In addition, Lamping was the recipient of the Catholic Youth Council 2000 Community Achievement Award and the 2001 Marianist Youth Medal. Big Brothers and Big Sisters of St. Louis honored Lamping with its 2001 Legacy Award. In 2006 Lamping was presented the Gateway Leadership Award from the International Leadership Network. Lamping has been inducted into the Vianney High School Hall of Fame and was named 2000 Alumnus of the Year for outstanding achievement by Rockhurst University.

A St. Louis native, Lamping holds a Bachelor of Science degree in accounting from Rockhurst University in Kansas City, and a master's degree in business administration from Saint Louis University. Mark and his wife, Cheryl, have three children; Brian, Lauren, and Timothy, and six grandchildren.



## TRENT BAALKE

General Manager



SEASONS WITH JAGUARS: 2

SEASONS WITH NFL: 18

Trent Baalke was hired as the Jaguars general manager on Jan. 21, 2021.

He originally joined the Jaguars in February 2020 as the team's director of player personnel before being named the interim general manager on Nov. 29, 2020. Prior to arriving in Jacksonville, Baalke spent 12 seasons with the San Francisco 49ers, rising from the ranks of western region scout (2005-07) to director of player personnel (2008-09) to vice president of player personnel (2010) to general manager (2011-16). He was named Executive of the Year following the 2011 season by the Pro Football Writers of America and Pro Football Weekly after transforming a 6-10 team into a 13-3 team in his first season as general manager with San Francisco.

During Baalke's tenure in the Bay Area, the 49ers appeared in three consecutive NFC Championship games (2011-13) and Super Bowl XLVII, while tallying a 5-3 postseason record. After Baalke began overseeing all player acquisitions in 2010, six acquired players accounted for nine All-Pro selections while eight of those players earned Pro Bowl honors. Overall, the 49ers produced 24 All-Pro selections and 35 Pro Bowl nods from 2010-16.

He spent four years with the Washington Football Team's scouting staff where he served as the college scouting coordinator in his final season. From 2001-03, he served as Washington's national scout. Baalke started his NFL career as a personnel scout with the New York Jets from 1998-2000.

Prior to his NFL career, Baalke worked as a defensive line and strength and conditioning coach at South Dakota State from 1990-95 before working as the athletic director at Shanley High School in Fargo, N.D., in 1996 and 1997. He began his coaching career as a graduate assistant at North Dakota State in 1989 helping the team finish with a 14-0 record and Division II National Championship.

The Rosendale, Wis. native earned a bachelor's degree in health and physical education at Bemidji State (Minn.) where he played outside linebacker and was an All-Northern Sun Conference and All-Midwest Region honoree. He and his wife, Beth, have two daughters, Katy and Cassie.



# COACHING STAFF



## URBAN MEYER

Head Coach

SEASONS WITH JAGUARS: 1

SEASONS WITH NFL: 1



### MEYER'S COACHING EXPERIENCE

Year	School/Team	Position
2021	Jacksonville Jaguars	Head Coach
2012-18	Ohio State	Head Coach
2005-2010	Florida	Head Coach
2003-04	Utah	Head Coach
2001-02	Bowling Green	Head Coach
1996-2000	Notre Dame	Wide Receivers
1990-1995	Colorado State	Wide Receivers
1989	Illinois State	QBs/Wide Receivers
1988	Illinois State	Outside Linebackers
1987	Ohio State	Graduate Assistant (WRs)
1986	Ohio State	Graduate Assistant (TEs)

The Jacksonville Jaguars announced three-time national champion, seven-time conference winner and college Coach of the Decade Urban Meyer as the team's seventh head coach in franchise history on Jan. 14, 2021.

Before serving as a studio analyst at FOX and an assistant athletic director at Ohio State, Meyer accumulated a 187-32 record and a .854 winning percentage, the third-highest in college football history, during head coaching stints at Ohio State (2012-18), Florida (2005-10), Utah (2003-04) and Bowling Green (2001-02). Meyer also posted a 12-3 record in postseason play. He is the only modern-day coach to win national championships in two different conferences (SEC in 2006 and 2008 at Florida and Big Ten in 2014 at Ohio State).

Meyer was hired for his first head coaching stint on Dec. 4, 2000 at Bowling Green, launching a coaching career that would earn him Coach of the Decade accolades by Sports Illustrated and The Sporting News. Meyer turned around a BGSU program that endured six consecutive losing seasons prior to his appointment into a Top 25 team. The Falcons posted 8-3 and 9-3 seasons before he accepted the head coaching position at Utah, where he went 22-2 in two seasons at the helm, including an undefeated 12-0 campaign in 2004.

Meyer was named national coach of the year in 2003 by The Sporting News and, in 2004, he was named the Football Writers Association of America's Eddie Robinson Coach of the Year and the Home Depot

Coach of the Year. The Touchdown Club of Columbus also presented him with its coach of the year award, the Woody Hayes Trophy. While with the Utes, Meyer mentored QB Alex Smith, who threw for 2,952 yards and 32 TDs and ran for 631 yards and 10 TDs in 2004 before being the first overall pick in the 2005 NFL Draft.

His prolific coaching career next took him to Gainesville, where his six-year stint saw two national titles and a 65-15 record with the Gators. He led Florida to national championships in 2006 and 2008 and tutored QB Tim Tebow, who won the Heisman Trophy in 2007 and was named First-Team All-American in 2008 after leading the most productive offense in SEC history (611 points).

During his time in Columbus, the Buckeyes won the inaugural College Football Playoff national championship in 2014, captured the Big Ten Conference title in 2014, 2017 and 2018 and posted an 83-9 record, including a 54-4 conference record. He posted the two longest winning streaks in school history: 24 and 23 games.

Meyer's teams were 26-3 in rivalry games. Bowling Green was 1-1 against Toledo, Utah posted a 2-0 record against BYU, Florida tallied a 16-2 record against Florida State, Tennessee and Georgia and Ohio State was 7-0 against Michigan. His teams were a combined 114-22 in conference play with seven conference titles, including three Big Ten and two SEC crowns.

Meyer also has a track record of success with future professional talent. He had 76 players drafted, including 21 first-round selections. In 2016, 12 Buckeyes were drafted, including five first-round picks: DE Joey Bosa, RB Ezekiel Elliott, CB Eli Apple, OL Taylor Decker and LB Darron Lee. Other notable selections during his coaching tenure include OL Maurkice Pouncey, CBs Reggie Nelson, Denzel Ward and Joe Haden, QB Dwayne Haskins, DEs Chase Young and Nick Bosa, WRs Michael Thomas and Percy Harvin, LB Ryan Shazier and S Malik Hooker.

In addition to his student-athletes' success, several of Meyer's former assistant coaches have gone on to serve as head coaches, including seven in current roles: Steve Addazio (Colorado State), Ryan Day (Ohio State), Luke Fickell (Cincinnati), Scot Loeffler (Bowling Green), Dan Mullen (Florida), Kyle Whittingham (Utah) and Mike Vrabel (Tennessee Titans).

Meyer, 57, was born in Toledo, Ohio and grew up in Ashtabula, Ohio. He and his wife, Shelley, who both graduated from the University of Cincinnati, have three children: Nicki, Gigi and Nate, and two grandchildren, Troy (4) and Gray (2). Nicki (Georgia Tech) and Gigi (Florida Gulf Coast) both played volleyball in college, while Nate has competed in football and baseball at Cincinnati.



# COACHING STAFF



## CHARLIE STRONG

Assistant Head Coach and Inside Linebackers Coach

SEASONS WITH JAGUARS: 1

SEASONS WITH NFL: 1



### STRONG'S COACHING EXPERIENCE

Year	School/Team	Position
2021	Jacksonville Jaguars	Assistant Head Coach and Inside Linebackers Coach
2020	Alabama	Defensive analyst
2017-19	South Florida	Head Coach
2014-16	Texas	Head Coach
2010-13	Louisville	Head Coach
2008-09	Florida	Associate Head Coach/Defensive Coordinator/Linebackers
2005-07	Florida	Assistant Head Coach/Co-Defensive Coordinator/Linebackers
2004	Florida	Interim Head Coach
2003-04	Florida	Defensive Coordinator/Defensive Ends
1999-2002	South Carolina	Defensive Coordinator
1995-98	Notre Dame	Defensive Line
1994	Florida	Associate Head Coach/Defensive Tackles
1991-93	Florida	Defensive Ends
1990	Ole Miss	Wide Receivers
1988-89	Florida	Outside Linebackers
1986-87	Southern Illinois	Wide Receivers
1985	Texas A&M	Graduate Assistant
1983-84	Florida	Graduate Assistant

Charlie Strong was named assistant head coach and inside linebackers coach for the Jacksonville Jaguars on Feb. 11, 2021. He begins his first season as an NFL coach following a 38-year career in college football that included head coaching roles at Louisville, Texas and South Florida. Strong reunites with Head Coach Urban Meyer, having previously worked together at Florida from 2005-2009 when the Gators won the 2006 and 2008 National Championships.

He most recently served as a defensive analyst at Alabama in 2020 helping the Crimson Tide win the College Football Playoff national championship. Strong was introduced as the head coach at South Florida in late December 2016 and went on to lead the Bulls to a pair of bowl games and a 21-16 record in three seasons. In his first season with USF, Strong's team had a 10-2 record and defeated Texas Tech in the Birmingham Bowl for the program's second straight bowl victory. The Bulls spent the entire season ranked in the top 25, reaching as high as No. 13 before finishing No. 21 in the AP and Coaches polls.

In his three seasons at Texas, Strong's program posted a 16-21 record and qualified for one bowl game. His tenure at Texas included wins over No. 10 Oklahoma (2015), No. 12 Baylor (2015) and No. 10 Notre Dame (2016), and he secured back-to-back top 10-ranked recruiting classes. Strong's Texas teams featured a dynamic running game that ranked 17th nationally in 2015 and 19th in 2016. RB D'Onta Foreman won the 2016 Doak Walker Award and led the nation with 2,028 rushing yards during the regular season. Texas also ranked in the top five in the country in sacks per game in both 2015 and 2016.

Strong led Louisville to back-to-back Big East Championships in 2011 and 2012 and posted a 37-15 record in four seasons, leading a Cardinals program that was coming off back-to-back losing seasons. He reached a bowl game in all four seasons (3-1), including a 33-23 victory over No. 4 Florida in the 2013 Allstate Sugar Bowl, completing an 11-2 season. During Strong's final two years, Louisville was the nation's fourth-winningest program, posting a 23-3 record (88.5 percent) and claiming bowl victories in consecutive seasons for the first time in school history. Strong is the only coach in Louisville history to have won three bowl games, and prior to his arrival, the Cardinals had won just six bowl games in the program's 100-year history. He was named Big East Coach of the Year in both 2010 and 2012.

In 2013, the Cardinals ranked No. 15 in both the USA Today Coaches and Associated Press polls (also No. 18 in final BCS Standings) after compiling a 12-1 record, including a 7-1 mark in the American Athletic Conference. Strong's team led the nation in multiple statistical categories including total defense, sacks, completion percentage and fewest interceptions. QB Teddy Bridgewater, then a junior, was a finalist for the 2013 Manning Award and a semifinalist for both the Maxwell Award and Davey O'Brien Award. He threw for 3,970 yards and a school-record 31 TDs with only four interceptions and led the nation with a 71.0 completion percentage. Bridgewater was drafted 32nd overall by the Minnesota Vikings in the first round of the 2014 NFL Draft.

In 2012, Louisville posted an 11-2 record, claimed a Big East Championship and finished the year ranked 13th in the BCS Standings, USA Today Coaches Poll and AP Poll. The Cards capped the year with a 33-23 upset win over the fourth-ranked Gators in the Allstate Sugar Bowl. Bridgewater was named Big East Player of the Year.

Strong began his coaching career as a graduate assistant at the University of Florida in 1983. He spent 15 seasons as an assistant at Florida over four stints, including seven years as the defensive coordinator, the last five of which were under Jaguars Head Coach Urban Meyer. Strong also served on two of coach Lou Holtz's staffs, spending the first two years of his Notre Dame tenure under Holtz, as well as four more as defensive coordinator at South Carolina under the Hall of Famer.

Strong spent seven seasons as the defensive coordinator at the University of Florida under Meyer from 2005-09 and Ron Zook from 2003-04, where he helped the Gators win a pair of national titles – 2008 over Oklahoma and 2006 over Ohio State. From 2003-09, Strong's defensive units at Florida produced 13 All-Americans, seven first-round NFL Draft picks and 18 players that were selected in the third round or higher. His units regularly ranked among the best in the nation statistically and allowed an average of just 17.6 points per game over that span, which ranked ninth in the country. Strong coached a National Defensive Player of the Year, a Jack Tatum Award winner, two SEC Defensive Freshmen of the Year, two Thorpe Award finalists, two Nagurski Trophy finalists and the 2008 Chevrolet Defensive Player of the Year.

He has also held positions on the coaching staffs at Florida, Texas A&M (1985, graduate assistant), Southern Illinois (1986-87, wide receivers), Mississippi (1990, wide receivers), Notre Dame (1995-98, defensive line) and South Carolina (1999-2002, defensive coordinator). He was a finalist for the Broyles Award (nation's top assistant coach) three times.

A native of Batesville, Ark., Strong was a three-year letter winner (1979-81) and three-time all-conference safety at Central Arkansas. He was also a two-time all-conference performer in track and field and graduated in 1982 with a bachelor's degree in education. Strong was inducted into the Central Arkansas Sports Hall of Fame in 2009. He and his wife, Vicki, have a son, Tory, and two daughters, Hailee and Hope.



# COACHING STAFF



## DARRELL BEVELL

### Offensive Coordinator



SEASONS WITH JAGUARS: 1

SEASONS WITH NFL: 21

### BEVELL'S COACHING BACKGROUND

Year	School/Team	Position
2021	Jacksonville Jaguars	Offensive Coordinator
2020	Detroit Lions	Interim Head Coach
2019-2020	Detroit Lions	Offensive Coordinator
2011-2017	Seattle Seahawks	Offensive Coordinator
2006-2010	Minnesota Vikings	Offensive Coordinator
2003-05	Green Bay Packers	Quarterbacks
2002	Green Bay Packers	Offensive Assistant
2000-01	Green Bay Packers	Offensive Assistant/Quality Control
1998-99	Connecticut	Wide Receivers
1997	Iowa State	Graduate Assistant
1996	Westmar University	Passing Game Coordinator/QB Coach

The Jacksonville Jaguars announced the hiring of Offensive Coordinator Darrell Bevell on Feb. 11, 2021. He enters his 21st season in the NFL coaching ranks and his first with the Jaguars. Bevell most recently served as interim head coach/offensive coordinator for the Detroit Lions.

In his two seasons with the Lions, Bevell helped guide the Lions offensive attack which ranked 10th in passing yards per game in both 2019 (243.8) and 2020 (256.5). In 2019, he coached four different running backs who accumulated at least 200 rushing yards apiece, which sat atop the NFL charts. He took over as interim head coach for the last five games of the 2020 season.

Leading the Seattle Seahawks' offense from 2011-17, Bevell helped guide the team to five playoff appearances, three NFC West championships, two NFC Conference titles and one Super Bowl championship (XLVIII) in that span. Eight different offensive players combined for 17 Pro Bowl selections under Bevell, two players earned First-Team AP All-Pro honors under his guidance, and the team ranked second in the NFL with a point differential of +741.

From 2011-17, the Seahawks totaled 14,773 rushing yards, ranking second in the NFL, and averaged 29.7 rushing attempts per game, the third-most in the League, during that span. During that seven-season period, the Seahawks accumulated a combined passer rating of 95.7, the fourth-highest in the NFL. Under Bevell's tutelage, QB Russell Wilson accounted for the most wins (65), highest passer rating (98.8), third-best interception rate (1.98), fourth-most passing touchdowns

(161), fifth-highest completion percentage (64.04) and sixth-most passing yards (22,176) that a quarterback has ever totaled in his first six seasons in NFL history.

Prior to joining the Seahawks, Bevell served as the Minnesota Vikings offensive coordinator from 2006-10. He helped lead the club to two playoff appearances, two NFC North titles and one NFC Championship game appearance. Eight different offensive players combined for 15 Pro Bowl selections under Bevell, and two players combined for five First-Team AP All-Pro honors under his guidance.

From 2006-10, the Vikings ranked fourth in the NFL with a 4.51 rushing average, fifth with 10,646 rushing yards and 84 rushing touchdowns and seventh with 2,363 rushing attempts. RB Adrian Peterson played his first four NFL seasons under Bevell and rushed for at least 1,200 yards and 10 touchdowns each year. His 52 rushing touchdowns through four seasons are tied for fifth in NFL history while his 5,782 rushing yards are the sixth-most through a player's first four seasons. Peterson set an NFL record by gaining 296 rushing yards in a single game in 2007.

Bevell received his NFL start with the Green Bay Packers in 2000 and served in various roles with the team through the 2005 season, including quarterbacks coach in his last three years. In 2005, Green Bay led the NFL in completions (383) and attempts (626) and set a team record in both categories. In 2004, the Packers set a team record with 4,449 net passing yards and finished third in the NFL in total offense. In 2003, Brett Favre led the NFL with 32 touchdown passes.

Bevell entered the coaching ranks at Westmar University in Lemars, Iowa in 1996, where he worked as the passing game coordinator and quarterbacks coach. He moved on to Iowa State in 1997 as a graduate assistant and then the University of Connecticut for two seasons in 1998-99 as the wide receivers coach. In 1998, the Huskies posted a 10-3 record and a school-record 461 points, won the Atlantic-10 Conference North Division title and advanced to the Division I-AA playoff quarterfinals.

A four-year starting quarterback at the University of Wisconsin from 1992-95, Bevell left Madison as the school's all-time leading passer with 19 team records and a pair of Big Ten marks. As a sophomore in 1993, Bevell helped the school defeat UCLA in the Rose Bowl and clinch a share of the Big Ten championship for the first time since 1962. His 67.8 completion percentage stood as a conference record until 2010.

After redshirting in 1989 as a freshman at Northern Arizona, Bevell went on a two-year Mormon mission in Cleveland from 1990-91.

A native of Yuma, Ariz., Bevell and his wife, Tammy, have three daughters, Kylie, Morgan and Hailey.



# COACHING STAFF



## JOE CULLEN

Defensive Coordinator



SEASONS WITH JAGUARS: 1

SEASONS WITH NFL: 15

### CULLEN'S COACHING EXPERIENCE

Year	School/Team	Position
2021	Jacksonville Jaguars	Defensive Coordinator
2016-20	Baltimore Ravens	Defensive Line
2014-15	Tampa Bay Buccaneers	Defensive Line
2013	Cleveland Browns	Defensive Line
2010-12	Jacksonville Jaguars	Defensive Line
2009	Idaho State	Defensive Line
2006-08	Detroit Lions	Defensive Line
2005	Illinois	Defensive Assistant
2004	Indiana	Defensive Coordinator
2002-03	Indiana	Defensive Line
2001	Memphis	Defensive Line
1999	LSU	Defensive Line
1997-98, 2000	Richmond	Defensive Coordinator
1992-96	Richmond	Defensive Line
1991	Massachusetts	Defensive Line
1990	Massachusetts	Running Backs

Joe Cullen, who has 32 years of coaching experience, including 14 years in the NFL with five different teams (Baltimore, Tampa Bay, Cleveland, Jacksonville, Detroit), was hired as the defensive coordinator for the Jacksonville Jaguars in February of 2021.

Cullen spent the last five seasons (2016-20) as the defensive line coach for the Baltimore Ravens. During that span, Baltimore allowed the second-fewest rushing yards per game (97.1), recorded the second-lowest defensive third down percentage (35.5) and created the third-most takeaways in the NFL (126). Under Cullen's watch, the

Ravens produced four Pro Bowl edge rushers and defensive linemen: DE Calais Campbell (2020), OLB Matthew Judon (2019, 2020), DT Brandon Williams (2018) and OLB Terrell Suggs (2017). From 2016-20, Baltimore's defense allowed 314.1 yards per game, the fewest in the NFL during that span.

In 2020, Baltimore allowed the NFL's second-fewest points (18.9) and seventh-fewest yards (329.8) per game. The Ravens also owned the second-ranked third-down defense (34.0%) and produced a league-high 25 forced fumbles. In 2019, the Ravens finished with the NFL's fourth-ranked defense (300.6 yards per game) and allowed the third-fewest points per game (17.6) en route to a 14-2 season. In 2018, Baltimore boasted the league's top-ranked defense (292.9 yards per game) and permitted the second-fewest points per game (17.9).

Prior to his experience with Baltimore, Cullen coached the defensive lines in Tampa Bay, Cleveland and Jacksonville. With the Buccaneers from 2014-15, he helped DT Gerald McCoy earn his third and fourth consecutive Pro Bowl, while Tampa Bay ranked No. 7 in the NFL in combined tackles for loss (173) and sacks (74). In 2013, Cullen helped the Browns register 40 sacks, their most since 2001. After finishing 23rd in the league in 2012, Cleveland ranked ninth in total defense (322.4 yards per game) following Cullen's arrival in 2013. Cullen spent three seasons in Jacksonville (2010-12), helping develop DT Tyson Alualu, Jacksonville's No. 10 overall pick in 2010.

From 2006-08, Cullen mentored the Lions' defensive line and helped several players record career-high sack totals, including DT Shaun Rogers (7.0 in 2007), DE Jared DeVries (6.5 in 2007), DE DeWayne White (6.5 in 2007 and 2008) and DT Cory Redding (8.0 in 2006).

The Quincy, Mass. native also coached collegiately, holding various positions from 1990-2005 at Massachusetts, Richmond, LSU, Indiana and Illinois, including stints as the defensive coordinator at Indiana and Richmond.

Cullen played nose guard at UMass from 1986-89, where he was a team captain and a three-time all-conference honoree. Cullen and his wife, Andrea, were married in June 2013 and have three daughters: Julia, Justina and Jenna.





# COACHING STAFF



## NICK SORENSEN

Special Teams Coordinator



SEASONS WITH JAGUARS: 1

SEASONS WITH NFL: 9

### SORENSEN'S COACHING EXPERIENCE

Year	School/Team	Position
2021	Jacksonville Jaguars	Special Teams Coordinator
2020	Seattle Seahawks	Secondary Coach/Nickel Specialist
2017-2019	Seattle Seahawks	Secondary Coach
2013-16	Seattle Seahawks	Special Teams Assistant
2012	Youngstown State	Defensive Quality Control Coach

Nick Sorensen was hired by the Jaguars on June 1, 2021. Sorensen most recently served as the secondary coach/nickel specialist with the Seahawks after initially joining the team as a special teams assistant in 2013 before transitioning to secondary coach in 2017. Last season under Sorensen, Jaguars 2021 free agent addition

CB Shaquill Griffin made his first career Pro Bowl. In 2012, Sorensen began his coaching career as a defensive quality control coach at Youngstown State.

Sorensen played safety in the NFL for 10 seasons including four seasons in Jacksonville (2003-06), where he served as the team's special teams captain. He also played with the Rams from 2001-02 and the Browns from 2007-10. He originally signed as an undrafted free agent with the Dolphins in 2001 before joining the Rams later that season. Sorensen played in Super Bowl XXXVI as a member of the Rams. During his professional playing career, he tallied 133 special teams tackles.

He played college football at Virginia Tech from 1997 to 2000, beginning his collegiate career at quarterback. He then transitioned to defense and played safety and linebacker during his junior and senior seasons. He was a part of the Virginia Tech team that made it to the National Championship game in 1999. In his final two seasons with the Hokies, Sorensen recorded 117 total tackles, 10 tackles for loss and one interception.

Sorensen, 42, was born in Winter Haven, Fla. He and his wife, Danielle, have two sons, Nash and Stone.



# COACHING STAFF



## BRIAN SCHOTTENHEIMER

Passing Game Coordinator

SEASONS WITH JAGUARS: 1

SEASONS WITH NFL: 21



### SCHOTTENHEIMER'S COACHING EXPERIENCE

Year	School/Team	Position
2021	Jacksonville Jaguars	Passing Game Coordinator
2018-20	Seattle Seahawks	Offensive Coordinator
2016-17	Indianapolis Colts	Quarterbacks
2015	University of Georgia	Offensive Coordinator/Quarterbacks
2012-14	St. Louis Rams	Offensive Coordinator
2006-11	New York Jets	Offensive Coordinator
2002-05	San Diego Chargers	Quarterbacks
2001	Washington Football Team	Quarterbacks
2000	Southern California	Tight Ends
1999	Syracuse	Wide Receivers
1998	Kansas City Chiefs	Offensive Assistant
1997	St. Louis Rams	Offensive Assistant

Brian Schottenheimer joined the Jacksonville Jaguars as the passing game coordinator on Feb. 11, 2021. He most recently served as offensive coordinator for the Seattle Seahawks for three seasons and brings with him 24 years of coaching experience, including 21 seasons in the NFL and 12 as an offensive coordinator.

While with Seattle, Schottenheimer helped lead the Seahawks to three consecutive postseason appearances. In 2020, the team set franchise records for points scored in a season (459) and points per game (28.7), while QB Russell Wilson marked his own career milestones in touchdowns (40) and completion percentage (68.8) en route to his seventh Pro Bowl appearance. Seattle's offense started the 2020 season with five straight victories, ultimately finishing the season 12-4, earning the 2020 NFC West title, the team's first division championship in four seasons.

In Schottenheimer's second season with Seattle, Wilson threw for more than 4,000 yards for the third time in his career and set a career-low with just five interceptions while passing for 32 touchdowns (3rd in NFL) and was voted starter for the 2020 Pro Bowl. Despite losing its top three running backs by the end of the season, including Chris Carson who rushed for a career-high 1,230 yards, Seattle's offense finished the season ranked in the top 10 in rushing yards per game (4th - 137.5), total yards per game (8th - 374.4), points per game (9th - 25.3) and rushing yards per attempt (10th - 4.6).

Schottenheimer's inaugural Seahawks season in 2018 featured a ground game that led the NFL in rushing (160.0 ypg) and saw Wilson set the franchise record with 35 passing touchdowns on only 427 attempts (20th in NFL) and rank third in the NFL with a career-high 110.9 passer rating. Wilson and T Duane Brown were named All-Pro while Carson became Seattle's first 1,000-yard rusher since 2014 and just the sixth player in franchise history to accomplish the feat with a career-high 1,151 yards. Under his leadership, the Seahawks also scored the second-most points in franchise history (428), led the NFL with 2,560 rushing yards, the third-most in franchise history, and ranked sixth in scoring offense (26.8).

In his first season with Indianapolis as the team's quarterback coach, Schottenheimer led QBs Andrew Luck, Scott Tolzien and Stephen

Morris. He helped Luck establish a single-season career-high in completion percentage (63.5) and finished the season ranked eighth in passing yards (4,240), fifth in passing touchdowns (31) and ninth in passer rating (96.4). He also registered five 300-yard passing games.

Schottenheimer served as the offensive coordinator/quarterbacks coach at the University of Georgia in 2015 when the Bulldogs totaled 4,904 yards of offense. QB Greyson Lambert set the NCAA, SEC and Bulldog record for highest single-game completion percentage (min. 20 comp.) after finishing 24-of-25 (96.0%) for 330 yards and three touchdowns against South Carolina.

Prior to his return to the collegiate ranks, Schottenheimer spent three seasons as the offensive coordinator for the St. Louis Rams (2012-14). The Rams tallied 38 touchdowns in 2013 which was the most in a single season for the franchise since 2006 when they reached the end zone 39 times. Under Schottenheimer, RB Zac Stacy rushed for 973 yards, the third-most rushing yards in franchise history by a rookie, while Jared Cook set the Rams single-season record for receiving yards by a tight end (671).

Schottenheimer came to the Rams having spent six seasons in the same capacity with the New York Jets (2006-2011). During his time in New York, he assembled an offense that helped the Jets earn back-to-back appearances in the AFC Championship Game.

In 2008, the Jets recorded 405 points, marking just the third time in franchise history that they reached the 400-point plateau. Led by QB Brett Favre and a strong rushing attack featuring Pro Bowl RB Thomas Jones and RB Leon Washington, the Jets tallied 42 offensive touchdowns, the most in a decade. Jones led the AFC with 1,312 rushing yards and broke the Jets single-season record with 13 rushing touchdowns while Washington added 448 yards and six scores.

In 2007, Jones eclipsed the 1,000-yard mark for the third consecutive season and his first under Schottenheimer as a member of the Jets. In his first season with New York, he helped the Jets accomplish a quick turnaround earning a 10-6 record after finishing 4-12 the season before. Schottenheimer also helped QB Chad Pennington win NFL Comeback Player of the Year honors from The Associated Press and the PFW/PFWA in 2006.

Schottenheimer joined the Jets in 2006 after spending four seasons in San Diego as the quarterbacks coach (2002-2005). In 2004, QB Drew Brees was named NFL Comeback Player of the Year and earned Pro Bowl honors for the first time in his career after throwing 27 touchdown passes and finishing third in the NFL in passer rating. Schottenheimer also oversaw the growth of QB Philip Rivers, who worked with Schottenheimer as Brees' understudy during Rivers' first two years in the NFL.

Prior to San Diego, Schottenheimer worked for his father, Marty, in Washington and Kansas City. He was an offensive assistant with the Chiefs in 1998 and was the quarterbacks coach during his lone season with the Redskins in 2001. In between those two stops, he moved to the collegiate level, overseeing the tight ends at Southern California in 2000 and wide receivers at Syracuse in 1999.

Schottenheimer got his start as an offensive assistant under Dick Vermeil with the St. Louis Rams in 1997.

As a player, Schottenheimer earned three letters as a quarterback at the University of Florida from 1994-96, where he played under Steve Spurrier and backed up Heisman Trophy winner Danny Wuerffel during the Gators' 1996 National Championship season. His career began at the University of Kansas where he played one season in 1992 before transferring to Florida.

In high school, he led Blue Valley High School in Stilwell, Kan. to the 1991 Kansas 5A state football championship as a senior while earning all-state first-team and All-America honorable mention honors. Born on Oct. 16, 1973, Schottenheimer and his wife, Gemmi, have a son, Sutton, and a daughter, Savannah.



# COACHING STAFF



## CHRIS ASH

### Defensive Backs Coach - Safeties

SEASONS WITH JAGUARS: 1

SEASONS WITH NFL: 1

### ASH'S COACHING EXPERIENCE

Year	School/Team	Position
2021	Jacksonville Jaguars	Defensive Backs Coach - Safeties
2020	Texas	Defensive Coordinator/Safeties
2016-19	Rutgers	Head Coach
2014-15	Ohio State	Co-Defensive Coordinator/Safeties
2013	Arkansas	Defensive Coordinator/Defensive Backs
2011-12	Wisconsin	Defensive Coordinator/Defensive Backs
2010	Wisconsin	Defensive Backs
2009	Iowa State	Defensive Backs/Recruiting Coordinator
2007-08	San Diego State	Defensive Backs/Recruiting Coordinator
2006	Iowa State	Defensive Backs/Recruiting Coordinator
2002-05	Iowa State	Defensive Backs
2000-01	Iowa State	Graduate Assistant
1998-99	Drake	Defensive Coordinator
1997	Drake	Graduate Assistant

The Jacksonville Jaguars announced the hiring of Defensive Backs Coach – Safeties Chris Ash on Feb. 11, 2021. Ash begins his first season in the NFL after a 24-year career as a college coach including roles as head coach at Rutgers and defensive coordinator at Texas, Ohio State, Wisconsin and Arkansas.

This marks the second time Ash will join forces with Head Coach Urban Meyer, having served on his coaching staff at Ohio State from 2014-2015. Ash helped lead the Ohio State defense when the Buckeyes won the 2014 National Championship.

Ash most recently served one season as defensive coordinator at Texas and helped guide the Longhorns to a 7-3 overall record and a victory in the Alamo Bowl. Prior to that, Ash spent three-plus seasons as head coach at Rutgers, including a 2017 season that saw the team match its program record for victories in Big Ten play, its first year in the conference.

Ash spent eight years in the Big Ten Conference, including four as a defensive coordinator with four Big Ten championships. In his six seasons total as a defensive coordinator, including 2013 at Arkansas, Ash led four groups that ranked in the top 25 statistically, including a

top-10 defensive unit in 2015 at Ohio State.

Ash was hired by Meyer in January 2014 and in his first season, OSU's defense ranked 19th nationally in total defense and 26th in scoring defense. The Buckeyes also ranked fourth nationally with 24 interceptions in a Big Ten and National Championship season.

In 2015, the Ohio State defense continued its strides under Ash, ranking second nationally in scoring defense, ninth in total defense and ninth in sacks. The No. 7 Buckeyes defeated No. 8 Notre Dame, 44-28, in the Fiesta Bowl, finishing the year with a 12-1 record and a No. 4 ranking in both The Associated Press and Coaches polls.

DE Joey Bosa was twice a unanimous First-Team All-American in 2014 and 2015 and Big Ten Defensive Lineman of the Year. The 2016 NFL Draft saw numerous players from Ash's unit selected, including the first defensive player in Bosa, who was picked third by the San Diego Chargers. In all, the draft featured six players from the Ohio State defense, all in the first four rounds with three in the first round. Along with Bosa, CB Eli Apple was chosen 10th overall by the New York Giants, and LB Darron Lee was selected 20th by the New York Jets.

Prior to taking over the OSU defense, Ash held the defensive coordinator post and coached the secondary at Arkansas in 2013. He helped improve Arkansas' pass defense in his one season in Fayetteville, with the Razorbacks defense finishing 72nd nationally in passing yards allowed after ranking 113th in 2012.

Ash was first promoted to the level of defensive coordinator at a Power Five school while at Wisconsin, where he spent three seasons, the last two of which were as coordinator (2011-12) with the first as defensive backs coach (2010). His 2011 defense ranked fourth nationally in fewest passing yards allowed, 13th in scoring defense and 15th in total defense. In 2012, the Badgers defense again ranked 15th nationally in total defense as well as 17th in scoring defense.

Ash began his coaching career as a defensive graduate assistant at his alma mater, Drake, in 1997. He was promoted to defensive coordinator for the next two seasons before moving on to Iowa State in 2000. Ash spent eight seasons over two different stints in Ames. Ash progressed from graduate assistant with the Cyclones in 2000-01 to defensive backs coach for a total of six seasons, adding the title of recruiting coordinator for 2006 and 2009.


Ash spent the 2007 and 2008 seasons at San Diego State as the defensive backs coach and recruiting coordinator under Head Coach and College Football Hall of Fame inductee Chuck Long.

A native of Ottumwa, Iowa, Ash earned his undergraduate degree from Drake in 1996 and was a two-time letter winner at defensive back for the Bulldogs. He is one of three from that era of Drake football who became an FBS head coach, joining Dave Doeren (North Carolina State) and Charlie Partridge (formerly with Florida Atlantic). Ash completed his master's degree in education from Iowa State in 2005.

Ash and his wife, Doreen, are the parents of a son, Brady and daughter, Alexis. Ash also has a son, Tanner, and a daughter, Jacey.



# COACHING STAFF



## TYLER BOWEN

Tight Ends Coach

SEASONS WITH JAGUARS: 1

SEASONS WITH NFL: 1



### BOWEN'S COACHING EXPERIENCE

Year	School/Team	Position
2021	Jacksonville Jaguars	Tight Ends
2020	Penn State	Co-Offensive Coordinator/ Offensive Recruiting Coordinator/Tight Ends
2018-19	Penn State	Tight Ends/Offensive Recruiting Coordinator
2017	Maryland	Offensive Line
2016	Fordham University	Offensive Coordinator/Offensive Line
2015	Fordham University	Offensive Line
2014	Penn State	Graduate Assistant
2013	Towson University	Tight Ends
2011-12	University of Maryland	Graduate Assistant
2010	University of Maryland	Student Assistant

The Jacksonville Jaguars announced the hiring of Tight Ends Coach Tyler Bowen on Feb. 11, 2021. He most recently served as the tight ends coach, offensive recruiting coordinator and co-offense coordinator at Penn State in 2020.

Bowen's second stint in State College began in 2018, when he initially rejoined the school as the tight ends coach and offensive recruiting coordinator. In his first season, he tutored true freshman Pat Freiermuth, who finished second among FBS tight ends with eight touchdowns en route to The Athletic All-American and All-Big Ten honorable mention honors. Bowen also coached the Nittany Lions in 2014, when he served as an offensive graduate assistant, primarily assisting the offensive line.


Bowen was an offensive lineman at the University of Maryland, where he served as a student assistant in 2010 and began his post-graduate coaching career as a graduate assistant. During his two seasons in College Park, he worked with the offensive linemen and wide receivers. He later rejoined the Terrapins as an offensive line coach in 2017. He joined Towson University as the team's tight ends coach in 2013, when, in his first and only season with the Tigers, the school advanced to the FCS Championship Game and finished No. 2 nationally.

The Helena, Ga. native then spent two seasons at Fordham University, where he started as an offensive line coach in 2015 before being promoted to offensive coordinator in 2016.

He and his wife, Ginny, have one son, William.



# COACHING STAFF



## JOE DANNA

### Defensive Backs Coach - Nickels



SEASONS WITH JAGUARS: 5

SEASONS WITH NFL: 14

### DANNA'S COACHING EXPERIENCE

Year	School/Team	Position
2021	Jacksonville Jaguars	Defensive Backs Coach - Nickels
2019-20	Jacksonville Jaguars	Secondary Coach/Safeties
2017-18	Jacksonville Jaguars	Assistant Secondary
2015-16	New York Jets	Defensive Backs
2012-14	Atlanta Falcons	Defensive Backs
2010-11	Miami Dolphins	Assistant Defensive Backs
2008-09	Atlanta Falcons	Defensive Assistant
2007	James Madison	Defensive Backs
2006	Georgia Southern	Defensive Backs
2005	Central Michigan	Wide Receivers
2003-04	Central Michigan	Safeties
2002	Central Michigan	Wide Receivers
2001	Georgia	Graduate Assistant

Joe Danna was hired as the assistant secondary coach on Jan. 23, 2017 and is in his fifth season assisting with the club's defensive backs and first season as the Jaguars' defensive backs coach - nickels. He is in his 13th season of coaching in the NFL.

Danna found success in 2018 as he assisted with the secondary. The Jaguars limited opponents to 194.6 net passing yards per game, the league's second-lowest mark and fifth-lowest in franchise history. Jacksonville allowed 17 passing TDs, tied for the third-fewest in franchise history and second-fewest in the NFL in 2018. CB Jalen Ramsey led the Jaguars with three INTs, earning his second consecutive Pro Bowl berth. The Jaguars had six players from the secondary record at least one INT, including CB A.J. Bouye, S Barry Church, S Tashaun Gipson Sr., S Ronnie Harrison, CB D.J. Hayden and Ramsey.

In 2017, the Jaguars had the NFL's best passing defense, holding opponents to a 68.5 passer rating, the lowest mark in the NFL, and allowing just 169.9 net passing yards per game, the fewest in the NFL. Bouye led the group with six INTs and 19 passes defended, while Ramsey recorded four INTs and 17 passes defended as they both earned their first career Pro Bowl berths. Church and Gipson recorded four INTs apiece, combined for 15 passes defended and

were third and fifth, respectively, on the team in tackles.

While Danna served as the defensive backs coach with the Jets in 2016, CB Marcus Gilchrist and CB Marcus Williams tied for the team lead with two INTs apiece. The unit also saw six players finish with at least five passes defended, including Williams (six), S Calvin Pryor (six), CB Buster Skrine (six), CB Darryl Roberts (six), CB Darrelle Revis (five) and CB Juston Burris (five).

In 2015, Danna joined the New York Jets as the defensive backs coach and helped Williams lead the team in INTs, picking off six passes despite playing in fewer than 27 percent of the defensive snaps. Pryor registered career highs in tackles (71) and passes defended (six) during the 2015 season. Revis, who returned to the club in 2015, registered nine takeaways (five INTs and four fumble recoveries), the most of any CB in the league and his most INTs since 2009. Danna's unit tripled its INT total from the previous season, as the defensive backs produced all 18 of the team's INTs in 2015 (fifth-most in the NFL), improving their 2014 total of six (tied for 30th).

In 2008, Danna secured his first coaching opportunity in the NFL with the Atlanta Falcons, where he served as a defensive assistant for two seasons (2008-09). Danna then spent the following two seasons (2010-11) with the Miami Dolphins as the assistant defensive backs coach before returning to Atlanta as the defensive backs coach for the 2012-14 seasons.

From 2006-07, Danna served stints at Georgia Southern (2006) and James Madison University (2007), serving as the defensive backs coach with both collegiate programs.

After his playing career, Danna served as a graduate assistant for two seasons at his alma mater, Central Michigan. As a graduate assistant, Danna spent the 1999-2000 seasons as the assistant defensive backs coach while also assisting with recruiting, scouting, weight training, conditioning and video coordination. In 2001, Danna served as a graduate assistant at Georgia, working with the Bulldogs' defense, before returning to Central Michigan from 2002-05, working in different capacities including wide receivers coach (2002, 2005) and safeties coach (2003-04).

As a player, Danna was a four-year letterman and two-year starter at WR for Central Michigan. Danna earned several accolades during his time as a player, including Scholar Athlete of the Year, Special Teams Player of the Year, the team's Leadership and Motivation Award and First-Team Mid-American Academic recognition.

Danna earned his bachelor's degree in elementary education and social studies with a language arts minor from Central Michigan. The Midland, Mich., native and his wife, Nicole, have two sons, Luke and Zack, and a daughter, Lindsey.



# COACHING STAFF



## QUINTON GANTHER

Offensive Quality Control Coach



SEASONS WITH JAGUARS: 1

SEASONS WITH NFL: 2

### GANTHER'S COACHING EXPERIENCE

Year	School/Team	Position
2021	Jacksonville Jaguars	Offensive Quality Control Coach
2013-20	Weber State	Running Backs
2013	Seattle Seahawks	Bill Walsh NFL Minority Coaching Fellowship
2012	Utah	Student Assistant

Quinton Ganther is in his first season coaching with the Jaguars as an offensive quality control coach. Ganther spent the last seven seasons coaching the running backs at Weber State following a six-year NFL playing career.

Weber State accumulated a 45-20 record in Ganther's final five seasons with the team, earning three straight Big Sky titles and four straight trips to the FCS Playoffs, including the semifinals in 2019. Weber State has also finished in the top 10 in the nation each of the

last three seasons. In 2019, Ganther coached RB Josh Davis, who earned All-American honors in 2019 as well as FB Clay Moss, who earned a spot on the All-Big Sky First Team.

Ganther joined the Weber State coaching staff following a minority internship with the Seahawks, where he assisted with the team's running backs. He began his coaching career at Utah in 2012 as a student assistant while completing his bachelor's degree in sociology.

Ganther was drafted in the seventh round of the 2006 NFL Draft by the Tennessee Titans and went on to play six years in the NFL, appearing in 36 career games. He rushed for 280 career yards and three TDs, spending time with the Titans, Washington Football Team, Seahawks and Bills.

He attended Utah and twice earned All-Mountain West Conference honors with the Utes. As a junior in 2004, he rushed for 654 yards and was part of the Utah team that finished 12-0 and won the Fiesta Bowl under current Jaguars Head Coach Urban Meyer. As a senior in 2005, he rushed for 1,120 yards and seven touchdowns.

Ganther was born in Oakland, Calif., raised in Richmond Calif. and spent two seasons at Citrus Junior College prior to his career at Utah. He attended Fairfield High School. He and his wife, Bonnie, have three daughters, Peyton, Samia, Ryann and two sons, Cameron and Caleb.



# COACHING STAFF



## TONY GILBERT

Assistant Linebackers Coach



SEASONS WITH JAGUARS: 2

SEASONS WITH NFL: 2

### GILBERT'S COACHING EXPERIENCE

Year	School/Team	Position
2020-21	Jacksonville Jaguars	Assistant Linebackers Coach
2018-19	Central Florida	Defensive Quality Control Coach
2015-17	North Carolina	Defensive Quality Control/LBs Coach
2014-15	John Milledge Academy	Defensive Coordinator/LBs Coach
2013-14	Georgia Military College	Defensive Line/LB's Coach
2012	Auburn	Defensive Graduate Assistant & Linebackers Coach
2011	Georgia	Assistant Strength & Conditioning Coach

Former NFL LB Tony Gilbert is in his second season with the Jaguars after being hired by the team as an assistant linebackers coach on June 12, 2020.

Under Gilbert's guidance in 2020, LB Joe Schobert record 141 tackles,

the second-most among AFC players and the fourth-most in the NFL. LB Myles Jack finished the season with a career-high 118 tackles (72 solo), two fumble recoveries and one forced fumble.

Prior to joining the Jaguars, Gilbert spent two seasons (2018-19) at Central Florida, where he served as the defensive quality control coach. He arrived at Central Florida after serving as a defensive quality control coach specialist and assistant linebacker coach at North Carolina from 2015-17.

Prior to working at North Carolina, Gilbert served as the defensive coordinator & linebackers coach at John Milledge Academy (Milledgeville, Ga.) from June 2014-May 2015. Previously, he served as the assistant defensive backs coach and linebacker coach at Georgia Military college from July 2013-May 2014. Prior to joining the staff at Georgia Military College, he coached the defensive line and linebackers for six months (Jan. - June) at East Mississippi Community College. Prior to that, Gilbert served as a defensive graduate assistant & assistant linebackers coach at Auburn in 2012 after one season (2011) as the assistant strength and conditioning coach at Georgia.

After an impressive playing career at the University of Georgia where he earned All-SEC Second Team honors as a senior and started every game at middle linebacker, Gilbert was drafted by the Arizona Cardinals in the sixth round of the 2003 NFL Draft and also played for the Jacksonville Jaguars (2003-07) and Atlanta Falcons (2008-09).

A native of Macon, Ga., Gilbert and his wife, Sonia, have six children: Isaiah, Nadja, Jacobi, Kasimir, Amir and Brianna.



# COACHING STAFF



## WILL HARRIGER

### Offensive Assistant Coach



SEASONS WITH JAGUARS: 1

SEASONS WITH NFL: 8

### HARRIGER'S COACHING EXPERIENCE

Year	School/Team	Position
2021	Jacksonville Jaguars	Offensive Assistant Coach
2020	Atlanta Falcons	Game Management Coordinator/Running Backs Coach
2019	Atlanta Falcons	Offensive Assistant
2015-18	Seattle Seahawks	Assistant Quarterbacks/Offensive Assistant
2014	Seattle Seahawks	Offensive Assistant
2012-13	Florida	Defensive Intern
2010-11	Texas Tech	Defensive Staff Assistant
2009	Tennessee-Martin	Linebackers Coach
2008	Texas	Defensive Quality Control
2007	Auburn	Defensive Assistant
2006	Tennessee-Martin	Graduate Assistant/Tight Ends Coach
2004-05	Midwestern State University	Graduate Assistant/Outside Linebackers Coach

Will Harriger enters his first season with the Jaguars as an offensive assistant coach. Harriger spent the previous two seasons with the Atlanta Falcons transitioning from offensive assistant in 2019 to game management coordinator in 2020 prior to making the switch to running backs coach for Atlanta for Weeks 6-17.

In 2020, Harriger helped RB Todd Gurley rush 195 times for 678 yards and nine TDs. RB Brian Hill rushed for a career-high 465 yards with Atlanta, including a career-best 94 rushing yards in the season finale.

Harriger spent five seasons (2014-18) with the Seahawks, where he began his tenure as an offensive assistant in 2014 prior to being promoted to assistant quarterbacks coach in 2016. In Harriger's time as the Seahawks assistant quarterbacks coach, QB Russell Wilson threw for 11,650 yards and 90 TDs, the fifth-most TDs in the NFL during that span. Wilson earned Pro Bowl honors in 2017 and 2018 and led the league in passing TDs in 2017.

Prior to his NFL experience, Harriger spent 10 seasons at the collegiate level with stints at Texas, Texas Tech and Florida. He attended Auburn in 2004 and earned his degree in communications. He has a wife, Brooke, and two children, Daisy and Bud.





# COACHING STAFF



## SANJAY LAL

Wide Receivers Coach



SEASONS WITH JAGUARS: 1

SEASONS WITH NFL: 21

### LAL'S COACHING EXPERIENCE

Year	School/Team	Position
2021	Jacksonville Jaguars	Wide Receivers
2020	Seattle Seahawks	Wide Receivers
2018-19	Dallas Cowboys	Wide Receivers
2017	Indianapolis Colts	Wide Receivers
2015-16	Buffalo Bills	Wide Receivers
2012-14	New York Jets	Wide Receivers
2007-11	Oakland Raiders	Wide Receivers
2004-06	California	Offensive Assistant/Quarterbacks
2004	St. Mary's College	Quarterbacks/Strength, Speed & Conditioning
2003	Los Medanos College	Wide Receivers

Sanjay Lal joined the Jacksonville Jaguars coaching staff on Feb. 11, 2021 following one season the wide receivers coach with the Seattle Seahawks. He also coached receivers previously with Dallas (2018-2019), Indianapolis (2017), Buffalo (2015-16), the N.Y. Jets (2012-14) and Oakland (2007-11).

In his lone season with the Seahawks, Lal led a receiving corps that tied for third in the league in total touchdowns (40) and featured two 1,000-yard receivers in Tyler Lockett and DK Metcalf. Lockett led the team with a franchise-record 100 receptions for 1,054 yards and 10 touchdowns while Metcalf earned Associated Press Second-Team All-Pro after totaling a franchise-record 1,303 yards and 10 touchdowns en route to his first Pro Bowl nod.

In 2019, the Cowboys also had two 1,100-yard receivers in Amari Cooper and Michael Gallup for the first time since 2007. Cooper, who made the Pro Bowl, led the team with 79 receptions for 1,189 yards and eight touchdowns while Gallup became the third-youngest Cowboys receiver (23 years, 262 days) to reach the 1,000-yard plateau with 1,107 yards on 66 catches with six touchdowns. The two, along with WR Randall Cobb's 55 receptions for 828 yards and three scores, helped QB Dak Prescott enjoy a career year with more than

4,900 yards and 30 touchdowns and gave the Cowboys three players with 800-plus receiving yards for the first time since 2012.

In Lal's first season in Dallas in 2018, he helped break in a new receiving corps following the departure of WR Dez Bryant. WR Cole Beasley led all receivers with 65 receptions for 672 yards and three touchdowns. Lal's receivers got a boost when the Cowboys traded for WR Amari Cooper from the Raiders at the trade deadline. In nine games with Dallas, Cooper was the team's No. 1 receiver as he tied for the fourth-most receiving first downs (39) and fourth-most touchdowns (six), had the eighth-most receptions (53) and ninth-most receiving yards (725) to lead the team and rank among the top 10 of all NFL wide receivers from Weeks 9-17.

In his lone season with the Colts, Lal oversaw a receiving corps that was led by WR T.Y. Hilton, who had 57 receptions (second on team) for 966 yards (team-high) and four TDs while earning a trip to the Pro Bowl as an alternate. He previously spent two seasons as Buffalo's wide receivers coach (2015-16). In 2015, WR Sammy Watkins recorded his first 1,000-yard campaign and led the NFL in average yards at the point of the catch (14.7). After returning from injury, Watkins finished the second half of the season ranked third in the NFL in receiving yards (900) from Weeks 9-17.

Prior to arriving in Buffalo, Lal spent three seasons (2012-14) with the New York Jets and coached WR Eric Decker, who posted 74 catches for 962 yards and five touchdowns in 2014, logging a career-best game with 10 catches for 221 yards and a touchdown. In 2013, he guided WRs Jeremy Kerley and David Nelson, who finished first and second on the team in receptions, respectively. Kerley also posted a career-best 56 receptions in addition to 827 yards and a 14.8 yards per catch average in 2012.

Lal began his NFL coaching career spending five seasons (2007-2011) with the Oakland Raiders as the assistant wide receivers/quality control coach (2007-08) and wide receivers coach (2009-2011). Before making the jump to the NFL, Lal coached collegiately at California (2004-06) as an offensive assistant and quarterbacks coach, at Saint Mary's College (2004) as the quarterbacks and strength, speed and conditioning coach and at Los Medanos College (2003) as the receivers coach.

Lal attended the University of Washington where he played wide receiver. He was on Washington's 1992 National Championship team and a member of two Rose Bowl teams. Lal was invited to training camp with the Raiders in 1995 and also spent time with the St. Louis Rams in 1998. He signed with the Scottish Claymores of NFL Europe in 1999.



# COACHING STAFF



## STERLING LUCAS

Assistant Defensive Line Coach



SEASONS WITH JAGUARS: 1

SEASONS WITH NFL: 6

### LUCAS' COACHING EXPERIENCE

Year	School/Team	Position
2021	Jacksonville Jaguars	Assistant Defensive Line Coach
2020	Baltimore Ravens	Defensive Assistant/Defensive Line
2019	Baltimore Ravens	Defensive Assistant/Linebackers
2018	Baltimore Ravens	Quality Control - Defense
2017	Baltimore Ravens	Administrative Assistant - Defense
2016	Baltimore Ravens	Defensive Assistant/Strength and Conditioning Assistant
2014-15	North Carolina State	Defensive Graduate Assistant
2013-14	North Carolina State	Strength & Conditioning Graduate Assistant

Sterling Lucas joined the Jaguars as an assistant defensive line coach on Feb. 11, 2021 after spending five seasons (2016-20) working with the Baltimore Ravens.

Lucas began his tenure in Baltimore in 2016 and held various roles on the defensive side of the ball until 2020, when Lucas worked with the defensive line under current Jaguars Defensive Coordinator Joe Cullen. While Lucas was in Baltimore (2016-20), the Ravens led the NFL in total defense (314.1 yards per game allowed), allowed the

second-fewest rushing yards per game (97.1) and produced the third-most takeaways (126). Lucas worked closely with several Pro Bowl players while in Baltimore, including DL Calais Campbell (2020), OLB Matthew Judon (2019 and 2020) and LB C.J. Mosley (2017 and 2018).

In 2020, Lucas helped the Ravens advance to the AFC Divisional round as their defense allowed the second-fewest points (18.9) and seventh-fewest yards (329.8) per game in the NFL. Lucas was promoted from defensive quality control coach to defensive assistant/linebackers coach in 2019 and assisted with the team's linebackers, which helped the team allow the NFL's third-fewest points per game (17.6) and the fourth-fewest yards per game (300.6). Baltimore earned a franchise-best 14-2 record and its second-straight AFC North title.

In 2018, Lucas worked with the NFL's No. 1 ranked defense (292.2 yards per game allowed), which permitted the league's second-fewest points per games (17.9). He served as an administrative assistant for the defense in 2017, helping Baltimore post NFL bests in takeaways (34), INTs (22) and shutouts (three). He originally joined the team in 2016 working on the defensive side of the ball, while also assisting the strength and conditioning staff.


Lucas began his coaching career at North Carolina State where he spent 2013 as a graduate assistant in the strength and conditioning department prior to spending 2014-15 as a defensive graduate assistant, with a primary focus on coaching the linebackers and nickelbacks.

Lucas graduated from North Carolina State in 2012 with a bachelor's degree in communications and played linebacker for the Wolfpack from 2008-12, finishing his career with 167 tackles, 4.0 sacks and one INT.

An Orangeburg, S.C. native, Lucas and his wife Brittany, have one daughter, Londyn.



# COACHING STAFF



## TOSH LUPOI

Defensive Line Coach



SEASONS WITH JAGUARS: 1

SEASONS WITH NFL: 3

### LUPOI'S COACHING EXPERIENCE

Year	School/Team	Position
2021	Jacksonville Jaguars	Defensive Line Coach
2020	Atlanta Falcons	Defensive Line/Run Game Coordinator
2019	Cleveland Browns	Defensive Line Coach
2018	Alabama	Defensive Coordinator
2016-17	Alabama	Co-Defensive Coordinator
2015	Alabama	Outside Linebackers Coach
2014	Alabama	Defensive Assistant
2012-13	Washington	Defensive Line Coach/Run Game Coordinator
2008-11	California	Defensive Line Coach

Tosh Lupoi (pronounced LOU-poy) was hired as the Jaguars defensive line coach on Feb. 11, 2021. Lupoi spent the 2020 season as the Falcons defensive line/run game coordinator after stops in Cleveland and at the University of Alabama.

Under Lupoi's guidance, DT Grady Jarrett earned his second consecutive Pro Bowl nod after posting 52 tackles, eight tackles for loss and 4.0 sacks. The Falcons allowed the sixth-fewest rushing yards per game in the NFL in 2020 (104.8) and recorded 29.0 sacks. The Falcons defensive linemen also combined for 52 QB hits, the fifth-most mark in the NFL.

Lupoi coached the Cleveland Browns defensive line in 2019, helping

DL Myles Garrett, Larry Ogunjobi, Chad Thomas, Olivier Vernon and Sheldon Richardson combine to tally 52 quarterback hits, 35 tackles for loss and 26.0 sacks.

Prior to his time in Cleveland, Lupoi coached on the collegiate level for 11 years, including five seasons at Alabama (2014-18). He joined the Crimson Tide staff in 2014 and was promoted to outside linebackers coach in 2015, co-defensive coordinator from 2016-17 and defensive coordinator in 2018.

During his time at Alabama, the Crimson Tide qualified for the College Football Playoffs all five seasons, advanced to the National Championship game four times and captured two national titles (2015 and 2017). During his time as coordinator, Alabama led the nation in scoring defense in 2016 (13.0 ppg) and 2017 (11.9). The school also finished second in the nation in total defense in 2016 (260.4 ypg) and 2017 (261.8 ypg). Lupoi worked with several players who went on to be first-round picks in the NFL, including DE Jonathan Allen, LB Rubeen Foster, S Minkah Fitzpatrick, NT Daron Payne and LB Rashaan Evans.


Prior to Alabama, Lupoi was the defensive run game coordinator and defensive line coach at the University of Washington from 2012-13 and served as the defensive line coach at California for four years (2008-11). The Rivals Recruiter of the Year in 2010, Lupoi helped sign California classes that ranked No. 11 nationally in 2011 and No. 14 in 2010.

He attended the University of California and played on their defensive line from 2001-05. He led the Bears' defensive line in tackles in 2003 and earned Pac-10 All-Academic recognition in 2005. He graduated with a bachelor's degree in American studies in 2005 and completed coursework toward a master's in education.

Lupoi is from Hayward, Calif. and is married to his wife, Jordan. They have a son, Locke, and a daughter, Logan.



# COACHING STAFF



## ZACHARY ORR

Outside Linebackers Coach

SEASONS WITH JAGUARS: 1

SEASONS WITH NFL: 5



### ORR'S COACHING EXPERIENCE

Year	School/Team	Position
2021	Jacksonville Jaguars	Outside Linebackers Coach
2019-20	Baltimore Ravens	Coaching Analyst
2017-18	Baltimore Ravens	Player Personnel and Coaching Administrative Assistant

Zachary Orr joins the Jaguars coaching staff as the team's outside linebackers coach after spending four seasons (2017-20) coaching the Baltimore Ravens, most recently serving as a coaching analyst.

Orr spent two seasons with the Ravens as a coaching analyst after initially being hired as a player personnel and coaching administrative assistant. Orr worked primarily with Baltimore's defensive coaching staff over the last four seasons, including with

Jaguars Defensive Coordinator Joe Cullen. From 2017-20, the Ravens defense permitted the league's fewest points per game (18.4), the second-fewest yards per game (312.1), posted the third-best defensive third down percentage (35.6 percent) and allowed the fourth-fewest rushing yards per game (99.1).

Orr transitioned to coaching after retiring from his playing career in 2016 due to a congenital neck/spine condition. After signing with the Ravens in 2014 as an undrafted free agent, he played in 46 games from 2014-16 and posted 148 tackles, six passes defended and three INTs. In 2016, he appeared in 15 games (all starts) and earned Associated Press Second-Team All-Pro honors after posting 130 tackles, three INTs and two fumble recoveries.

Orr attended North Texas and totaled 365 tackles (third-most in school history) during his four-year career. His father, Terry Orr, was a tight end for the Washington Football Team from 1986-93, while his younger brother, Chris, is currently a linebacker for the Carolina Panthers. His older brother, Terrance, is the offensive coordinator at Dallas Carter High School and his younger brother, Nick, played college football for TCU from 2014-17. Orr has one son, Zachary Orr II.



# COACHING STAFF



## BERNIE PARMALEE

Running Backs Coach

SEASONS WITH JAGUARS: 1

SEASONS WITH NFL: 13



### PARMALEE'S COACHING EXPERIENCE

Year	School/Team	Position
2021	Jacksonville Jaguars	Running Backs Coach
2020	Atlanta Falcons	Running Backs Coach/Special Teams Coordinator
2019	Atlanta Falcons	Assistant Special Teams/Offensive Assistant
2018	Atlanta Falcons	Running Backs Coach
2015-17	Oakland Raiders	Running Backs Coach
2014	University of Kansas	Quality Control - Offense/Assistant Running Backs
2010-12	Kansas City Chiefs	Tight Ends
2007-09	Notre Dame	Tight Ends
2005-06	Notre Dame	Tight Ends/Special Teams Coordinator
2004	Miami Dolphins	Running Backs/Tight Ends
2003	Miami Dolphins	Assistant Special Teams/Offensive Assistant (RBs)
2002	Miami Dolphins	Assistant Special Teams

Bernie Parmalee enters his first season as running backs coach with the Jaguars in 2020.

Parmalee coached the running backs for the Atlanta Falcons in 2020, helping RB Todd Gurley rush 195 times for 678 yards and nine TDs in his first season with the team. RB Brian Hill rushed for a career-high 465 yards with Atlanta, including a career-best 94 rushing yards in the season finale. He added special teams coordinator duties following Week 5. K Younghoe Koo earned Pro Bowl honors in 2020 under Parmalee's guidance.

In 2019, Parmalee started the year as special teams

assistant/offensive assistant with the Falcons, and after several coaching changes during the Bye Week, he was moved to running backs coach. The team averaged 3.8 yards per carry in the last eight games of the season and totaled 813 yards and seven TDs. Parmalee worked with Qadree Ollison in his first season in the NFL, who tallied four rushing TDs.

In 2018, Parmalee tutored the running backs in Atlanta, and the team averaged 4.48 yards per carry and totaled 1,573 rushing yards and 11 TDs. Parmalee coached RB Ito Smith in his first season in the NFL, where he tallied four rushing TDs, the most rushing TDs by a Falcons rookie since 2002.

He originally joined the Falcons after spending three years with the Oakland Raiders as the running backs coach (2015-17). During his three seasons with the Raiders, the team averaged 4.2 yards per carry and tallied 4,933 rushing yards with 37 TDs. In 2015, he coached RB Latavius Murray who crossed the 1,000-yard mark for the first time in his career. Murray and FB Marcel Reese both earned Pro Bowl nods in Parmalee's first year at the helm in Oakland. In 2016, the Raiders' rushing attack ranked near the top of the league, finishing sixth in the NFL in rushing yards per game (120.1), and Parmalee's backfield amassed 20 total TDs.

Parmalee served as the tight ends coach for three seasons with the Kansas City Chiefs from 2010-12. In his first season with Kansas City, he was instrumental in the development of TE Tony Moeaki, who caught 47 passes, the top mark by a rookie tight end in Chiefs history. Under his direction, Moeaki also finished with 556 receiving yards, trailing only TE Walter White (559) for the best total by a rookie tight end in club annals. In 2012, Moeaki finished second on the team with 453 receiving yards, behind only WR Dwayne Bowe.

Prior to working with the Chiefs, he spent time coaching at Notre Dame (2005-09) and the Miami Dolphins (2002-04). He played nine seasons in the NFL as a running back with the Miami Dolphins (1992-98) and the New York Jets (1999-2000). After entering the NFL as an undrafted free agent with Miami, he played in 134 games (26 starts), recording 567 rushes for 2,179 yards and 17 TDs. He attended Ball State, where he finished his collegiate career as the all-time leading rusher in school history, tallying 3,483 rushing yards and 26 TDs.

He attended Lincoln High School in Jersey City, N.J. and earned varsity letters in football and baseball. He and his wife, Angela, have three children, Tre', Nakia Marie and Torian.



# COACHING STAFF



## CARLOS POLK

Special Teams Assistant



SEASONS WITH JAGUARS: 1

SEASONS WITH NFL: 11

### POLK'S COACHING EXPERIENCE

Year	School/Team	Position
2021	Jacksonville Jaguars	Special Teams Assistant
2019	Dallas Cowboys	Assistant Special Teams Coach
2014-18	Tampa Bay Buccaneers	Assistant Special Teams Coach
2013	Dallas Cowboys	Coaching Intern
2010-12	San Diego Chargers	Special Teams Assistant
2009	Grossmont (Calif.) College	Linebackers/Special Teams Coach

bringing 10 years of NFL coaching experience and eight years of playing experience. Polk will assist Special Teams Coordinator Nick Sorensen.

Polk has coached special teams in the NFL for 10 seasons, spending time with the Dallas Cowboys (2013 and 2019), Tampa Bay Buccaneers (2014-18) and San Diego Chargers (2010-12).

Prior to entering the coaching ranks, Polk was selected in the fourth round of the 2001 NFL Draft and played in seven seasons with the Chargers and one with the Cowboys. He appeared in 75 career games with six starts in his NFL career, racking up 121 tackles.


He attended the University of Nebraska and was inducted into the Nebraska Football Hall of Fame in 2010. He was a two-time All-Big 12 selection with the Cornhuskers and an All-American in 2000. He finished his career with 227 total tackles, which ranks 17th in program history.

A native of Rockford, Ill., he is married to Monique and has two sons, DeVonn and C.J., and two daughters, Deja and Miracle.

Carlos Polk joins the Jaguars as an assistant special teams coach,



# COACHING STAFF



## PATRICK REILLY

Defensive Quality Control Coach

SEASONS WITH JAGUARS: 1

SEASONS WITH NFL: 1

### REILLY'S COACHING EXPERIENCE

Year	School/Team	Position
2021	Jacksonville Jaguars	Defensive Quality Control Coach
2018-20	Alabama	Defensive Analyst
2017	UCLA	Defensive Analyst
2016	UCLA	Defensive Quality Control
2013	Syracuse	Offensive Quality Control Intern
2013	SUNY Cortland	Wide Receivers Coach
2011-13	SUNY Cortland	Offensive Quality Control/Video Coordinator

Patrick Reilly is in his first season with the Jaguars as a defensive quality control coach.

Reilly spent 2018-20 as a defensive analyst at Alabama, where the Crimson Tide made two College Football Playoff appearances and won the 2020 National Championship. Alabama's defense finished in the top 15 nationally in all three seasons when Reilly was in Tuscaloosa.

Reilly was hired by UCLA in 2016 as a defensive quality control coach prior to being promoted to defensive analyst in 2017. He spent three seasons (2013-15) with the Syracuse football program as an offensive graduate assistant, working primarily with the quarterbacks and wide receivers.

His first position with the Orange was as an offensive intern during the fall of 2013. As an intern, he worked with the tight ends and was responsible for the breakdown of opponent and self-scouting film, as well as charting plays. Prior to returning to Syracuse in 2014, Reilly briefly served as the tight ends coach at SUNY Brockport.

As an undergraduate student, the Levittown, N.Y. native began his coaching career at SUNY Cortland. In 2010, Reilly worked as an assistant wide receivers coach and offensive quality control coach from 2011 to 2013. He graduated cum laude from SUNY Cortland in 2013 with a bachelor's degree in sport management and minors in computer applications and economics.



# COACHING STAFF



## BOB SUTTON

Senior Defensive Assistant



SEASONS WITH JAGUARS: 1

SEASONS WITH NFL: 22

### SUTTON'S COACHING EXPERIENCE

Year	School/Team	Position
2021	Jacksonville Jaguars	Senior Defensive Assistant
2019-20	Atlanta Falcons	Senior Defensive Assistant
2013-18	Kansas City Chiefs	Defensive Coordinator
2012	New York Jets	Assistant Head Coach/Linebackers
2009-11	New York Jets	Senior Defensive Assistant/Linebackers
2006-08	New York Jets	Defensive Coordinator
2000-05	New York Jets	Linebackers
1990-99	Army	Head Coach
1983-90	Army	Defensive Coordinator
1982	North Carolina State	Running Backs Coach
1980-81	Western Michigan	Offensive Coordinator
1977-79	Illinois	Defensive Coordinator/Linebackers Coach
1975-76	Western Michigan	Defensive Coordinator/Linebackers Coach
1974	Syracuse	Linebackers Coach
1972-73	Michigan	Graduate Assistant

Bob Sutton enters his first season with the Jaguars and brings more than 40 years of coaching experience, including 21 seasons at the NFL level.

Sutton spent the last two seasons (2019-20) as a senior defensive assistant with the Atlanta Falcons after spending six seasons (2013-18) as the defensive coordinator for the Kansas City Chiefs. From 2019-20, the Falcons allowed the league's ninth-fewest rushing yards (107.9) and produced 41 takeaways.

He spent six seasons as Kansas City's defensive coordinator, helping the Chiefs compile a 65-31 record. In Sutton's tenure with the Chiefs, the team produced the second-most takeaways (165) and allowed the league's third-fewest points (20.3). The Chiefs earned 17 Pro Bowl berths on defense under Sutton, including S Eric Berry, DE Tamba Hali and CB Marcus Peters, who all earned multiple Pro Bowl nods.

Prior to joining the Chiefs, Sutton spent 13 seasons with the New York Jets serving in a variety of roles including linebackers coach, defensive coordinator and assistant head coach.

Before his time with the Jets, Sutton was the defensive coordinator at the United States Military Academy from 1983-90 before being named head coach in 1991. The 1996 Army squad won the Commander-In-Chief's Trophy, while Sutton won the Bobby Dodd Coach of the Year Award, making him the first Army coach since Tom Cahill in 1966 to earn the award. One of six finalists for the Bear Bryant Coach of the Year Award, he was named the Metropolitan Football Writers Division I Coach of the Year and the GTE Regional Coach of the Year by the AFCA.

Sutton's first job in the coaching ranks was a graduate assistant under Bo Schembechler at the University of Michigan in 1972 and 1973 prior to serving as a linebackers coach at Syracuse University in 1984.

Sutton graduated from Eastern Michigan. He and his wife, Debbie, have two children, Andrew and Sarah, and three grandchildren, Molly, Marissa and Walker.





# COACHING STAFF



**TIM WALTON**  
Secondary Coach - Corners



SEASONS WITH JAGUARS: 3

SEASONS WITH NFL: 10

## WALTON'S COACHING EXPERIENCE

Year	School/Team	Position
2019-2021	Jacksonville Jaguars	Secondary Coach - Corners
2015-17	New York Giants	Secondary Coach/Cornerback
2013	St. Louis Rams	Defensive Coordinator
2009-12	Detroit Lions	Defensive Backs Coach
2008	Memphis	Defensive Coordinator
2007	Miami (Fla.)	Defensive Coordinator
2004-06	Miami (Fla.)	Defensive Backs Coach
2003	LSU	Defensive Backs Coach
2002	Syracuse	Defensive Backs Coach
2000-01	Memphis	Defensive Backs Coach
1999	Bowling Green	Running Backs Coach
1996-98	Bowling Green	Running Backs Coach
1995	Bowling Green	Graduate Assistant

Tim Walton is in his third season as the Jaguars secondary coach – corners, his ninth season in the NFL and his 23rd year in coaching. He was hired by the organization on Jan. 16, 2019. From 2015-17, Walton served as the secondary/cornerbacks coach with the New York Giants.

In 2017 under Walton's guidance, CBs Janoris Jenkins and Ross Cockrel led the Giants with three INTs a piece. Jenkins, who played in nine games prior to suffering a season-ending ankle injury, returned two of his INTs for TDs. The Giants allowed fewer than 200 yards passing in three games in 2017, including 122 to Lions QB Matthew Stafford, the fourth-fewest passing yards in a single game in Stafford's career.

In 2016, the Giants received important contributions from several of Walton's CBs, including Jenkins, who was selected to his first Pro Bowl, CB Dominique Rodgers-Cromartie and rookie CB Eli Apple. Jenkins and Rodgers-Cromartie were both selected to the Associated Press All-Pro Second Team.

Jenkins started all 15 regular season games in which he played and finished the season with 49 tackles (44 solo), three INTs, 1.0 sack, 18 passes defensed and a forced fumble. Rodgers-Cromartie led the Giants and was tied for second in the NFL with six INTs and twice had two INTs in a game (at Los Angeles Rams and at Washington). He was the first Giants player with six INTs in a season since S Antrel Rolle in

2013.

In 2015, Walton helped Rodgers-Cromartie earn Pro Bowl honors after starting 15 games at cornerback and contributing 58 tackles (52 solo). Rodgers-Cromartie also had a team-high 13 passes defensed, and tied CB Trumaine McBride for the team lead with three INTs. He was the first Giants cornerback to play in the Pro Bowl since Mark Haynes made the last of his three consecutive trips in 1984.

Walton was the St. Louis Rams' defensive coordinator in 2013 and oversaw a defense that finished third in the NFL with 53.0 sacks. Walton's unit allowed the ninth-fewest rushing yards per game (102.9) and allowed the third-fewest yards per carry (3.7).

Prior to joining the Rams, Walton spent four years as the secondary coach with Detroit. In 2012, he also added the title of third down package coach. Walton helped Detroit finish 10th in the NFL that season in third down defense as the Lions allowed opponents to convert just 36.5 percent of their third down attempts. In 2011, the Lions led the NFL with seven defensive TDs.

Before his time in Detroit, Walton spent 14 seasons at the collegiate level, where he coached 13 players who were eventually drafted into the NFL.

Walton's college tenure included two stints as a defensive coordinator. He held the position at Memphis in 2008 and at Miami (Fla.) in 2007.

Walton was promoted from secondary coach to defensive coordinator in 2007 and helped propel the defense to a national ranking of 33rd in total defense. In his first three seasons at Miami, he coached the defensive backs and the Miami secondary ranked in the top 10 nationally in pass defense in both 2004 and 2005.

In 2003, Walton coached at LSU, helping the Tigers win the 2003 BCS National Championship and claim the Southeastern Conference title.

In 2002, Walton served as the secondary coach at Syracuse after a two-year stint with Memphis (2000-01). He began his coaching career in 1995 at Bowling Green where he served in a variety of roles from 1995-99.

In addition to his collegiate coaching experience, Walton has had three summer internships in the NFL. He spent the summer of 1998 serving as a defensive intern with the Chicago Bears, the summer of 2001 as a defensive intern for the Green Bay Packers and 2004 with the Tampa Bay Buccaneers under current Pittsburgh Steelers Head Coach Mike Tomlin.

As a defensive back at Ohio State University, Walton lettered four seasons and served as co-captain for the Big Ten champions in 1993. He earned his bachelor's degree in sociology from OSU in 1994. Walton and his wife, Tracy, have three children, Trei, Timia and Tyler.



# COACHING STAFF



## GEORGE WARHOP

Offensive Line Coach

SEASONS WITH JAGUARS: 3

SEASONS WITH NFL: 26



### WARHOP'S COACHING EXPERIENCE

Year	School/Team	Position
2019-21	Jacksonville Jaguars	Offensive Line
2014-18	Tampa Bay Buccaneers	Offensive Line
2009-13	Cleveland Browns	Offensive Line
1998-02	Arizona Cardinals	Offensive Line
1996-97	St. Louis Rams	Assistant Offensive
1994-95	Boston College	Offensive Line
1993	Southern Methodist	Offensive Line
1991-92	London Monarchs	Offensive Line
1990	New Mexico	Offensive Line
1987-89	Vanderbilt	Offensive Line
1984-86	Kansas	Offensive Line
1983	Cincinnati	Offensive Line

The Jaguars announced the hiring of Offensive Line Coach George Warhop on Jan. 16, 2019, and he is entering his third season with Jacksonville in 2021. Warhop has been an offensive line coach in the NFL since 1996, most recently serving in that capacity with Tampa Bay during the 2018 season.

In 2019, Warhop's offensive line helped RB Leonard Fournette accrue a career-high 1,674 scrimmage yards (1,152 rushing yards and 522 receiving yards), including 50-plus scrimmage yards in all 15 games he played. Fournette's 111.6 scrimmage yards per game ranked fourth in the NFL last season and ranked sixth in Jacksonville's single-season history. The youngest player on the roster in 2019 was 21-year-old OL Jawaan Taylor, who became the first Jaguars rookie to start in all 16 games since OL Maurice Williams in 2001 and was named to the Pro Football Focus All-Rookie Team and the PFWA All-Rookie Team. Warhop's offensive line also helped protect for QB Gardner Minshew II, who rewrote the franchise's rookie record book in 2019, throwing for more yards (3,271) and TDs (21) than any

first-year signal-caller in Jaguars history.

In 2018, Warhop instructed a unit that paved the way for a Buccaneer offense that tallied the most yards (6,648), net passing yards (5,125), first downs (388) and points scored in team history. Tampa Bay finished third in the NFL in total yards per game (415.5), while their 5,125 net passing yards ranked fourth in team history. Warhop also served as the Buccaneers run game coordinator from 2016-18, helping RB Peyton Barber gain a career-high 871 rushing yards in 2018.

In 2017, Buccaneers OL Donovan Smith joined Paul Gruber as the only players in franchise history to start all 48 games through their first three seasons. While in Tampa Bay in 2015, Warhop oversaw an offensive line that cleared the way for 135.1 rushing yards per game, the fifth-most rushing yards in the NFL and the second-most in team history. RB Doug Martin (1,402 rushing yards) finished second in the NFL in rushing yards, while OL Logan Mankins earned a Pro Bowl nod.

Prior to his time with the Buccaneers, Warhop spent five seasons (2009-13) as the offensive line coach in Cleveland, helping OL Joe Thomas earn Pro Bowl and All-Pro honors each season. He also helped OL Alex Mack earn an all-rookie selection in 2009, as well as Pro Bowl berths in 2010 and 2013.

Warhop spent four seasons with San Francisco from 2005-08, helping the offensive line pave the way for three consecutive 1,000-yard rushing seasons by RB Frank Gore, including a franchise-record 1,695 in 2006. Warhop joined the 49ers after two seasons (2003-04) in Dallas, where he helped OL Flozell Adams and OL Larry Allen earn Pro Bowl berths each year.

Prior to his first job in the NFL as an assistant line coach with the St. Louis Rams from 1996-97, Warhop spent 11 seasons as a collegiate coach at Kansas (1984-86), Vanderbilt (1987-89), New Mexico (1990-91), Southern Methodist (1993) and Boston College (1994-95). Warhop also spent two seasons as a coach for the London Monarchs from 1991-92 in NFL Europe.

A former center at the University of Cincinnati, Warhop got his start in coaching as a student assistant at his alma mater in 1983. He and his wife, Lori, have one son, Jacob, and one daughter, Olivia.



# COACHING STAFF



## TODD WASHINGTON

Assistant Offensive Line Coach



SEASONS WITH JAGUARS: 1  
SEASONS WITH NFL: 8

### WASHINGTON'S COACHING EXPERIENCE

Year	School/Team	Position
2021	Jacksonville Jaguars	Assistant Offensive Line
2019-20	New York Jets	Offensive Assistant
2019	D.C. Defenders	Tight End/Offensive Tackle Assistant
2018-19	Orlando Apollos	Offensive Line
2018	Miami Dolphins	Bill Walsh Diversity Coaching Fellowship
2017	Chicago Bears	Bill Walsh Diversity Coaching Fellowship
2011-16	Baltimore Ravens	Assistant Offensive Line
2010	Hartford Colonials (UFL)	Offensive Line
2009	University of San Diego	Offensive Coordinator
2008	University of San Diego	OL/Run Game Coordinator
2007	University of San Diego	Offensive Line

Todd Washington joins the Jaguars as an assistant offensive line coach after spending two seasons as an offensive assistant with the New York Jets. Washington has eight years of NFL playing experience as well as eight years of NFL coaching experience. He has also spent time in three other professional leagues, including the XFL, AAF and UFL.

In 2020, Washington was part of an offensive staff that helped RB Frank Gore record his 16th consecutive season of 500-plus rushing yards, the longest streak in NFL history. In his first season

with the Jets, the offense improved in several key categories, including increasing their scoring by over 10 points per game and ranking top 10 in the league in both sacks allowed (ninth) and giveaways (10th).

Prior to joining the Jets, Washington worked in both the XFL as a tight end/offensive tackle assistant for the Washington D.C. franchise prior to the league's launch in 2020. Earlier in 2019, he served as the offensive line coach for the AAF's Orlando Apollos, helping the team to a league-best 7-1 record before operations were suspended. He also worked with the Miami Dolphins (2018) and the Chicago Bears (2019) in training camp through the NFL's Bill Walsh Diversity Coaching Fellowship program.

Washington was the assistant offensive line coach in Baltimore (2011-16) and was part of the Ravens' Super Bowl XLVII-winning team that finished with the sixth-most rushing touchdowns in the league (17). Additionally, over his six seasons, three different Ravens offensive linemen were selected to the Pro Bowl, including G Marshal Yanda who was selected each year under Washington.


Washington spent one season (2010) as the offensive line coach for the Hartford Colonials of the UFL, coaching a team that finished the season ranked first in total offense and rushing offense. He began his coaching career at the University of San Diego, initially as the team's offensive line coach (2007-08) before being promoted to offensive coordinator (2009).

An eight-year NFL veteran, Washington entered the league as a fourth-round selection by Tampa Bay (1998). He appeared in 97 games as a guard/center for the Buccaneers (1998-2002) and Texans (2003-05) and was a member of Tampa Bay's Super Bowl XXXVII-winning team in his final season with the club. A four-year letterman at Virginia Tech (1994-97), he earned his degree in physical education and health.

Washington and his wife, Shannon Elizabeth Washington, have three children, Cameron, Ava and Zane.



# COACHING STAFF



## FERNANDO LOVO

Chief of Staff

SEASONS WITH JAGUARS: 1

SEASONS WITH NFL: 1



Fernando Lovo joined the Jacksonville Jaguars on Jan. 14, 2021 as the team's chief of staff. In his role, he will oversee various football support departments while also serving as Coach Meyer's main liaison with the front office executive leadership team and team president.

Lovo most recently served in the same role at the University of Texas from 2016-20 following a two-year stint at the University of Houston as the assistant athletic director for football operations. At Houston, he worked directly with the team's strength, sports medicine, football video, equipment and administrative staffs. He was also the coaching staff's liaison with the athletics communications, marketing, development, academics, game day operations and athletics business office.

A two-time graduate of the University of Florida, Lovo started his career in Gainesville with the Gators football program, where he served as a football operations assistant for his final two seasons. He also spent three seasons in Columbus, as Ohio State's football operations coordinator.

Lovo and his wife, Jordan, have one son, Liam.



## TYLER WOLF

Director of Team Administration

SEASONS WITH JAGUARS: 9

SEASONS WITH NFL: 9




Tyler Wolf is in his ninth season with the Jaguars. Wolf is in his second season as the director of team administration after spending his first seven seasons as the assistant to the head coach.

Wolf works directly with Head Coach Urban Meyer in organizing the day-to-day operations of the team. His responsibilities include overseeing player and staff communications with the head coach and managing the football calendar, which includes the offseason program, mini-camp, training camp and in-season schedules.

Additionally, Wolf serves as the coaching staff's liaison on all matters relating to the athletic training, equipment, video and public relations departments, serving as the point of communication in administering every Jaguars practice and team function.

Wolf spent two seasons (2011-12) on the Tennessee Tech coaching staff, where he served as an administrative assistant for Head Coach Watson Brown and the Golden Eagles in 2011. In that role, he served as the point of contact for team logistics, meals and youth camps. In 2012, Wolf was promoted to special teams coordinator.

A native of Cookeville, Tenn., Wolf had a five-year career at the University of Tennessee where he began as a walk-on in 2006. He played three seasons under Phil Fulmer, one year under Lane Kiffin and his final season under Derek Dooley. Wolf earned a scholarship in 2010 and started on all four special teams units. He was on the roster for bowl games in four of his five seasons – the 2006 and 2007 Outback Bowls, the 2009 Chick Fil-A-Bowl, and the 2010 Music City Bowl. Wolf earned his bachelor's in 2010 and master's degree in sports management in 2011 from Tennessee and was a four-time Academic All-SEC selection.




## ELIZABETH MAYERS

Assistant to the Head Football Coach

SEASONS WITH JAGUARS: 13



# SPORTS PERFORMANCE



## ANTHONY SCHLEGEL

Head Strength and Conditioning Coach



SEASONS WITH JAGUARS: 1

The Jacksonville Jaguars hired Anthony Schlegel as the team's head strength and conditioning coach on Feb. 3, 2021. In his role, Schlegel oversees and creates the Jaguars players strength and conditioning program. Prior to joining the Jaguars, Schlegel worked with the Ohio State strength program from 2011-15.

He was hired as an assistant strength and conditioning coach in 2011 prior to being promoted to associate director of football sport performance in 2012. During his tenure with the Buckeyes, they won the 2015 College Football Playoff National Championship and accumulated a record of 44-10.

Schlegel played collegiately at Ohio State and was selected in the third round (76th overall) of the 2006 draft by the New York Jets. He played one season with the New York Jets and one season with the Cincinnati Bengals. Schlegel earned his MBA from the Fisher College of Business and formed The Difference USA, a portable hand placement/striking machine able to be used by athletes of all ages and sports to optimize their athletic performance.

The striking machine was purchased by more than 80 Division I college football programs as well as 20 NFL teams. Originally from University Park, Texas, Schlegel resides in Jacksonville with his wife, Stephanie, and their three kids, Hunter, Faith and Sam.



## ADAM POTTS

Assistant Strength and Conditioning Coach



SEASONS WITH JAGUARS: 1

The Jacksonville Jaguars hired Adam Potts as an assistant strength coach on Feb. 3, 2021. Potts came to in 2020 Atlanta after serving as the assistant strength and conditioning coach for the University of Texas football program beginning in 2017. Prior to his work with the Longhorns, Potts spent time as an assistant strength and conditioning coach at the University of California, Berkeley (2016-17), Iowa State University (2014-15) and Lamar University (2013-14).

A U.S.A. Olympic Weightlifting Competitor since 2013, Potts earned a Master of Science in Health Promotion and Wellness Management from Missouri State University in 2013 and is a certified Strength and Conditioning Specialist by the National Strength and Conditioning Association.



## BRANDON IRELAND

Assistant Strength and Conditioning Coach



SEASONS WITH JAGUARS: 1

The Jacksonville Jaguars hired Brandon Ireland as an assistant strength and conditioning coach on Feb. 3, 2021.

Prior to joining the Jaguars, Ireland was a strength and conditioning assistant with the Atlanta Falcons from 2017-20. A native of Atlanta, he graduated from University of Rochester. In 2007, he earned a Bachelor of Science degree in exercise & sport from the University of Florida. In 2011, he earned a Master of Science degree in human movement from A.T. Still University.

Ireland is certified by the Collegiate Strength and Conditioning Coaches Association (CSCCA), the National Strength and Conditioning Association (NSCA), the National Academy of Sports Medicine (NASM PES & CES), USA Weightlifting (USAW), National Association of Speed and Explosion (NASE - CSS) and has a Westside Special Strengths Certification.



# SPORTS PERFORMANCE



## CEDRIC SCOTT

Assistant Strength and Conditioning Coach

SEASONS WITH JAGUARS: 10




Cedric Scott is entering his 10th season on the Jaguars coaching staff as assistant strength and conditioning coach and his first season working under Head Strength and Conditioning Coach Anthony Schlegel.

Scott worked in 2012 at the University of North Carolina in the strength and conditioning department before joining the Jaguars. He previously served three years (2009-11) at the University of Southern Mississippi on the strength and conditioning staff, serving his last two years as the head strength and conditioning coach for men's basketball. He was a graduate assistant in 2008.

Scott was a standout defensive end for Southern Mississippi, where he received his bachelor's degree in exercise physiology and his master's degree in sports administration. He earned All-America honors as a senior defensive end and was named the Conference USA Defensive Player of the Year in 2000. In 2015, Scott was inducted into the University of Southern Miss Sports Hall of Fame after a stellar four-year career that resulted in three Conference USA Championships (1996, 1997 and 1999) and career totals of 199 tackles, including 47.0 tackles for loss, and 28.0 sacks.

Scott was a fourth-round draft pick for the New York Giants in 2001 and played several years in the NFL. He also spent time with the Scottish Claymores of the World League in 2004 and was part of the Canadian Football League's 2005 Grey Cup Championship team with the Edmonton Eskimos. That same year, the defensive line broke the team record for the most sacks.

A native of Gulfport, Miss., Scott is married to the former Dorian Wallace. The couple has two sons, Cedric Jr. and Cameron.



## KEVIN MAXEN

Associate Strength Coach

SEASONS WITH JAGUARS: 1



Kevin Maxen enters his first season with the Jacksonville Jaguars as an associate strength coach.


Maxen spent the 2020 season with Vanderbilt as an assistant strength coach after spending one year as director of strength and conditioning at JJ Pearce High School in Richardson, Texas, where he was responsible for the design and implementation of athletic development programs for 14 high school teams and two junior high programs.

He also spent time at Baylor, serving as a part-time athletics performance coach with football in 2019. During that period, he incorporated functional range conditioning methods to assist in athletes' recovery and mobility in addition to other activities.

Maxen served as Iowa's intern strength and conditioning coach in 2018. There, he tracked athletes' day-to-day movement using GPS, heart rate and sleep through various applications, monitored body weight, and maintained and supervised the nutrition center.

He interned at Army as a strength and conditioning coach with football and completed an internship with Allegiate in Redondo Beach, Calif. in 2017.

He graduated from Western Connecticut State in 2018 and majored in American studies and minored in health promotion and wellness management. Maxen was a three-year starter and team captain for the varsity football program.



## JACKSON SCHAFER

Associate Strength Coach

SEASONS WITH JAGUARS: 2



The Jacksonville Jaguars hired Jackson Schafer as an associate strength coach on Feb. 3, 2021.

Schafer spent the 2020 season serving as an intern with the Jacksonville Jaguars after working as a strength and conditioning intern with the Arizona Cardinals in 2019. Previously, he interned at Mississippi State in 2018 and with the Indianapolis Colts strength and conditioning staff in 2017.

Schafer attended Franklin College where he played defensive back and graduated with a bachelor's degree in exercise science. He is originally from Zionsville, Ind.



# SPORTS PERFORMANCE



**JEFF FERGUSON**  
Director of Athletic Training



SEASONS WITH JAGUARS: 1

Jeff Ferguson was hired as the Jaguars director of athletic training on Feb. 25, 2021.

Previously, Ferguson spent 13 seasons (2006-18) with the San Francisco 49ers, one year as the vice president of player health and safety for the XFL (2019-20) and, most recently, served as the CEO of WellStrong, an established medical services management company, from 2020-21.

After initially joining the 49ers organization in 2006 as the team's head athletic trainer, he was promoted to director of football operations and sports medicine in 2011. He was elevated to vice president of football operations in 2013 and, from 2016-18, served as vice president of medical services/athletic trainer. In his most recent role, Ferguson was responsible for overseeing the team's entire medical and nutritional needs, including rehabilitation procedures, injury records, the training room and daily athletic training duties.

While with the XFL, Ferguson oversaw every aspect of player health and safety, including the creation of the league's COVID-19 task force. As the CEO of WellStrong, he oversaw the strategy of all medical management services, including physical therapy, general wellness, injury prevention, community outreach and durable medical equipment.


Before working in the NFL, he served as the manager of athletic team development with BREG, an orthopedic company based in Vista, Calif. From June 2005 until March 2006, Ferguson specialized in sports medicine bracing for BREG.

Prior to his move to the West Coast, Ferguson spent eight years (1997-2005) in several capacities at Kansas State University while continuing to serve as the athletic trainer for the Kansas State football program throughout his time in Manhattan. From 2002-05, he served as the assistant athletic director for sports medicine after beginning his career with the Wildcats as an assistant athletic trainer. He was responsible for the prevention, evaluation, treatment and rehabilitation of all athletic injuries, in addition to supervising medical coverage for 14 collegiate athletic teams. His staff was voted best in the Big 12 for their medical efforts from 2003-04.

From 1995-97, Ferguson was an athletic trainer with an orthopedic surgeon and physical therapy company in Louisburg, N.C. While doing graduate work at the University of Texas at Arlington, he spent two years as a graduate assistant athletic trainer while serving as the head athletic trainer for the track and field teams.

A native of Clemson, S.C., Ferguson earned his bachelor's degree in 1993 at Clemson and his master's degree in 1995 at Texas at Arlington. He got his start in college athletic training as a student athletic trainer at Clemson from 1989-93 and spent the 1992 summer as a preseason athletic trainer for the New England Patriots. He is also a certified member of the National Athletic Trainers (NATA).

Ferguson and his wife, Rebecca, have two daughters, Madelyn and Alexandra, and one son, J.C. In 2019, Ferguson was inducted into the Daniel High School (Central, S.C.) Athletic Hall of Fame.



**ROBERT HOENSHEL**  
Associate Athletic Trainer  
Physical Therapist



SEASONS WITH JAGUARS: 8



**PETER DRAOVITCH**  
Athletic Performance Specialist  
Associate Athletic Trainer  
Physical Therapist



SEASONS WITH JAGUARS: 3



# SPORTS PERFORMANCE



## CASSIE ETTTEL

Associate Athletic Trainer


SEASONS WITH JAGUARS: 3



## ROD SCOTT

Associate Athletic Trainer


SEASONS WITH JAGUARS: 13



## RAUL BERMUDEZ

Associate Athletic Trainer

SEASONS WITH JAGUARS: 1



## DR. KEVIN KAPLAN

Head Physician

SEASONS WITH JAGUARS: 13



## DR. MICHAEL YORRIO

Physician  
Internal Medicine

SEASONS WITH JAGUARS: 8





# SPORTS PERFORMANCE



## DR. CANDICE FRANCO

Head Team Psychologist

SEASONS WITH JAGUARS: 3



## DR. MIGUEL FRANCO

Team Psychologist

SEASONS WITH JAGUARS: 3



## MINDY BLACK

Director of Performance Nutrition

SEASONS WITH JAGUARS: 6



## ANTONIO PEPE

Performance Nutrition Fueling Station Manager

SEASONS WITH JAGUARS: 13



## JACQUELINE TRANCE

Nutrition Assistant

SEASONS WITH JAGUARS: 1





## TOM GAMBLE

Senior Personnel Executive



SEASONS WITH JAGUARS: 1

Tom Gamble was hired as a senior personnel executive on February 15, 2021.

Gamble enters his 30th season in the NFL, most recently he was the assistant general manager of the CFL's Montreal Alouettes in 2020 after serving as a senior advisor to the head coach and player personnel at the University of Michigan from 2017-19. Prior to his stint in Ann Arbor, Gamble was the assistant general manager for the San Francisco 49ers in 2016 after serving as a senior personnel executive in 2015. His return to the Bay Area followed his time in Philadelphia, where he was the vice president of player personnel for the Eagles from 2013-14.

In 2012, Gamble oversaw both the college and pro personnel efforts for the 49ers while working closely with General Manager Trent Baalke. With assistance from Gamble and Baalke, the 49ers shared the NFL lead with nine Pro Bowl selections and advanced to three straight NFC Championship games and Super Bowl XLVII.

Prior to being named director of player personnel, Gamble served as the director of pro personnel for the previous seven seasons in San Francisco. Before his time with the 49ers, he served as a college scout for the Indianapolis Colts from 1998-2004. He also worked as a defensive assistant with the New York Jets for two seasons and had scouting roles with Carolina and Baltimore. Gamble earned his first scouting role in the NFL with Philadelphia in 1988.

Overall, Gamble has helped produce 12 playoff teams, including five with Indianapolis, five with Philadelphia and two with San Francisco.



## MICHAEL DAVIS

Director of College Scouting



SEASONS WITH JAGUARS: 1

Michael Davis is in his first season as the team's senior personnel executive. He joins the Jaguars after spending four seasons with the Kansas City Chiefs as a personnel executive. While in Kansas City, he oversaw the scouting of top collegiate prospects. Davis joined the Chiefs after three seasons with the Philadelphia Eagles as the Midwest area scout (2013-14) and personnel executive (2015.)

Prior to joining the Eagles, he spent 16 seasons with the New York Jets as an area scout (1997-2004) and national scout (2005-07) before being promoted to assistant director of college scouting (2008-12). Davis entered the NFL ranks as part of the NFL's Minority Internship Program during Washington's training camp in 1996.

Davis was a CIAA All-American wide receiver at Virginia State University, where he returned after graduation to coach the wide receivers and return specialists and served as the recruiting coordinator and liaison to professional teams. He was inducted into Virginia State's Athletic Hall of Fame on June 6, 1997. Davis and his wife, Pamela, have two daughters, Kamryn and Mia, and one son, Michael.



## REGIS ELLER

Director of Pro Scouting




SEASONS WITH JAGUARS: 1

Regis Eller enters his first season with the Jaguars as the director of pro scouting after spending 2016-2021 as the assistant director of pro scouting for the Los Angeles Chargers.

He was named a pro scout in 2016 after spending five years as an area scout. Eller originally became an area scout for the Chargers in 2011 after working from 2008-10 as an administrative assistant in the coaching department. He began as the team's Northeast regional scout and was re-assigned to the Mid-Atlantic region in 2013.

Prior to working for the Chargers, Eller was an intern linebackers coach for the Minnesota Vikings in 2005. He also coached football at Breck High School in Minneapolis, where he attended and played linebacker. He played collegiately at Northwestern University from 1999-00. A native of Minneapolis, Eller's father, Carl Eller, played 16 NFL seasons, all but one with the Minnesota Vikings, and was inducted into the Pro Football Hall of Fame in 2004.





## TRIP MACCRACKEN

Director of Roster Management



SEASONS WITH JAGUARS: 1

Trip MacCracken is in his first season with the Jacksonville Jaguars as the team's director of roster management.

MacCracken enters his 21st season in professional football, last serving in the NFL from 2010-17 as the director of football administration for the Kansas City Chiefs. Most recently he served as the director of player personnel for both the XFL's New York Guardians in 2020 and the Arizona Hotshots (AAF) in 2019. He also worked as a college scout for the Reese's Senior Bowl in the fall of 2017 and spring of 2018.

Prior to his time in Kansas City, he was the director of football administration from 1999-2009 for the Cleveland Browns, where his duties included contract negotiations and salary cap management, in addition to other responsibilities in football operations. Prior to his time in the NFL, MacCracken completed an internship at the NFL Management Council in 1998.

A native of Hudson, Ohio, MacCracken attended Hawken School in Gates Mills, Ohio. He earned a degree from the Duke University School of Law after graduating cum laude from Hamilton College in Clinton, N.Y. He and his wife, Beth, have three children: AJ, Ellie, and Tristan.



## DEJUAN POLK

Director of Pro Personnel



SEASONS WITH JAGUARS: 6

DeJuan Polk was hired by the Jaguars as the team's assistant director of pro personnel on March 1, 2016.

Polk is in his sixth season with the Jaguars after spending the previous 10 seasons with the Atlanta Falcons (2006-15), most recently as the pro personnel coordinator in 2015. Prior to serving as pro personnel coordinator, Polk spent three seasons (2012-14) as the director of pro scouting, where he oversaw all aspects of the pro scouting department, including preparation for free agency, advance scouting of upcoming opponents, management of the waiver wire and the evaluation of all players in the NFL and other professional leagues.

During the 2008 season, Polk served as a college scout for the Falcons, covering the Midwest region and conferences such as the Big Ten and Mid-American Conference. Polk began his tenure with the Falcons in 2006 as a pro personnel assistant, coordinating free agent workouts, maintaining the "short-list" and scouting future opponents.

In 2005, Polk served as the defensive tackles coach at South Carolina State following a four-year career (1999-2003) as a defensive tackle at Clemson University. Polk and his wife, Katrina, have one daughter, Yara, and one son, Wynston.



## RYAN STAMPER

Director of Player Assessment



SEASONS WITH JAGUARS: 1

Ryan Stamper is in his first season with the Jacksonville Jaguars as the team's director of player assessment. He is involved in a variety of areas, including player evaluation, assessment and culture development.

A Jacksonville native, he attended First Coast High School and spent the past nine seasons of his career overseeing player development at Ohio State, where he was promoted to assistant athletic director for player development in 2018. Stamper built the "Real Life Wednesday" program while also helping players gain internships, job shadowing opportunities and other community service initiatives.

He worked under current Jaguars Head Coach Urban Meyer for seven seasons and Ryan Day for the last two years. In his nine seasons with the Buckeyes, the team made four College Football Playoff appearances.

As a linebacker, Stamper played for Meyer at the University of Florida, where he was a two-time captain and two-time member of the SEC Academic Honor Roll. The All-SEC honoree was a member of the 2006 and 2008 national championship teams. He won the team's Forrest K. "Fergie" Ferguson Award as a senior, which goes to the senior who displays outstanding leadership, character and courage.

After graduating with a degree in criminology, Stamper worked for the Titusville (Fla.) Police Department before moving to Columbus. He has a 10-year old daughter, Ryiah.





## TIM WALSH

Director of Football Administration



SEASONS WITH JAGUARS: 24

Tim Walsh was named the Jaguars director of football administration in 2007. He is in his 24th year with the Jaguars organization and works closely with General Manager Trent Baalke and Head Coach Urban Meyer.

Walsh's responsibilities include managing the Jaguars salary cap, developing the Jaguars strategic planning, crafting contract proposals and parameters, negotiating player contracts and budgeting and coordinating the Jaguars compliance with the NFL's Collective Bargaining Agreement and NFL Player Personnel rules.

Walsh started his NFL career in 1996 with the NFL Management Council, for which he monitored the league-wide salary cap and analyzed NFL player contracts. Walsh graduated summa cum laude in accountancy from the University of Notre Dame and earned his master's degree in sport management from the University of Richmond. He is a member of the Leadership Jacksonville Class of 2012.



## MARCUS POLLARD

Director of Player Engagement and Youth Football



SEASONS WITH JAGUARS: 8

Marcus Pollard is in his eighth season as director of player engagement and youth football for the Jaguars after being named to the post on March 24, 2013. In his current role, Pollard coordinates all team life skills programming as well as the Jaguars rookie club and NFL Rookie Success Program. In addition, he works closely with players on continuing education, career internships, professional development, employee assistance and financial education. He is also instrumental in the Jaguars' social justice efforts.

Pollard played 14 seasons (1995-2008) in the NFL as a tight end and spent time with Indianapolis, Detroit, Seattle, New England and Atlanta. He earned a roster spot in 1995 with the Colts after a tryout during training camp and played in all but six games for the club over a nine-year span from 1996-2004. He went on to play in 192 games with 131 starts and recorded 349 receptions for 4,280 yards and 40 touchdowns.

A native of Lanett, Ala., Pollard played basketball at Bradley University for two years after transferring from Seward County Community College in Liberal, Kan. He did not play collegiate football.

Following his retirement, Pollard served as an assistant coach at Lanett High School in Alabama from 2008-12. He and his wife, Amani, were cast members of the reality television show *The Amazing Race* in 2011. The couple has two sons, Myles Ashton and Micah Jayden, and two daughters, Aja Amani and Ayris Mae.



## DREW HUGHES

Player Personnel Coordinator



SEASONS WITH JAGUARS: 1

Drew Hughes is in his first season with the Jacksonville Jaguars as the team's player personnel coordinator. He brings more than nine years of experience leading personnel departments in the southeast.

He most recently served as the director of player personnel with the University of South Carolina in 2020. Previously he managed the recruiting efforts at the University of Tennessee and was the director of player personnel at Florida from 2014-17. Hughes held similar roles at North Carolina State in 2013 and Central Florida in 2012. He also served as a recruiting specialist at Alabama from 2007-11. Since 2012, Hughes has helped his teams prepare more than 40 NFL Draft picks, including 12 in the 2018 draft.

The Montgomery, Ala. native graduated from the University of Alabama in 2011. He and his wife, Rebekah, have one son, Rhett, and one daughter, Riley Anne.



# SCOUTING



## TOM MCCONNAUGHEY

National Scout



SEASONS WITH JAGUARS: 1

Tom McConnaughey is entering his first season with the Jaguars as a national scout and 27th overall in the NFL. McConnaughey has spent over 40 years working in football including as a player, scout and coach. He spent the previous 23 seasons in the Los Angeles Chargers scouting department. He was the team's combine scout for the 1998-99 seasons before being promoted to an area scout in 2000. He was an area scout until 2008 prior to being promoted to national scout.

McConnaughey played wide receiver at Spokane Falls Community College, Oregon and Central Arkansas. After college, he signed with the New Orleans Saints in 1981 and the Jets in 1982 before playing with the USFL's New Jersey Generals where he started at wide receiver (1983-84). He also signed with the Philadelphia Eagles in 1984 and the Vikings in 1985.

Following his playing career, McConnaughey spent 11 years as a science teacher and a football coach. He and his wife, Sheri, have a son, Donny and a daughter, Monica.



## JOHN STEVENSON

National Scout



SEASONS WITH JAGUARS: 1

John Stevenson is in his first season with the Jaguars and seventh in an NFL scouting department. He currently serves as a national scout for Jacksonville after previously spending six seasons with the 49ers scouting department in various roles, including intern (2015), scouting assistant (2015-16) and area scout (2017-21).

Prior to joining the 49ers, Stevenson played for the Bemidji Axemen of the Indoor Football League and went to training camp with the Ottawa Redblacks of the Canadian Football League in 2015. In 2013, he signed with the New York Giants as an undrafted free agent.

As a senior at Georgia Southern in 2012, he led the team with 103 tackles and was voted to the team's leadership council by his peers and named a team captain. Additionally, Stevenson was the recipient of the 2012 Erk Russell Award, given in honor of the late Georgia Southern Head Coach Erk Russell to a player who exemplifies the traits needed to play for him. A native of Stone Mountain, Ga., Stevenson graduated from Georgia Southern in 2012 with a bachelor's degree in management as well as a minor in marketing.



## DAVE MCCLOUGHAN

College Scout




SEASONS WITH JAGUARS: 1

Dave McCloughan is entering his first season as a national scout for the Jaguars. McCloughan has had stops with the Oakland Raiders where he was a college scout (1996-04 & 2011-19) and the San Francisco 49ers where he served as the director of college scouting (2005-10).

McCloughan played cornerback in the NFL for four seasons. He was originally drafted in the third round by the Colts in the 1991 NFL draft. He spent one season in Indianapolis and then spent one season with the Packers. He then signed with the Seahawks and spent the 1993 and 1994 seasons in Seattle. For his career, McCloughan recorded 42 total tackles and five passes defended in 48 games.

McCloughan's father, Kent McCloughan, played cornerback for the Raiders from 1965 to 1970. His brother, Scot McCloughan, served as the GM for the Washington Football Team (2015-16) and San Francisco 49ers (2008-09). He played four seasons at the University of Colorado (1987-90) and was a member of the 1990 National Championship team.





## CASEY BELONGIA

College Scout

SEASONS WITH JAGUARS: 8



Casey Belongia is in his eighth season with the Jaguars and his fourth as a college scout. In his current role, he is responsible for scouting the West Coast, covering Arizona, California, Colorado, Hawaii, Idaho, Montana, Nevada, Oregon, Utah, Washington and Wyoming. He served as a scouting assistant for two years (2015-16) after working as an intern in the Jaguars personnel department following the 2014 regular season and through the 2015 NFL Draft.

He began his career in Jacksonville as an intern with the Jaguars equipment staff for the 2014 season. Belongia spent seven seasons as an equipment assistant while in high school and college with the Green Bay Packers beginning in 2007. He graduated from St. Norbert College (De Pere, Wisconsin) in 2014. Belongia and his wife, Megan, reside in Jacksonville.



## JASON DESJARLAIS

College Scout

SEASONS WITH JAGUARS: 14



Jason DesJarlais is in his 14th season with the Jaguars and in his second season scouting the Southeast after 10 years scouting the Midwest. He joined the Jaguars as the BLESTO scout for the Southeast area on May 18, 2007. Prior to joining the Jaguars, he was the special teams coordinator/defensive assistant at Yale University. While at Yale, he served as a scouting intern with the Jaguars in 2006.

Prior to coaching at Yale, DesJarlais worked as the special teams/recruiting coordinator and secondary coach at Jacksonville University (2005-06) and served as the defensive coordinator/recruiting coordinator at the University of San Diego from 2002-05, including a stint in 2003 as the interim head coach. From 2000-02, he worked as a defensive line and strength coach at Bates College. Prior to that, he coached the defensive line unit at both San Diego (1999-2000) and Humboldt State University (1997-99) as well as the University of Montana Western from 1996-97.

DesJarlais attended the University of Montana Western, playing defensive end from 1992-95 and twice earning All-America honors (1994-95). He was also named Defensive MVP of the 1996 National All-Star Game. On Sept. 26, 2015, he was inducted to the University of Montana Western Hall of Fame and is a member of the 1994 Hall of Fame Football Team. DesJarlais graduated with a bachelor's degree in education, in addition to earning a master's degree in science, with an emphasis in physiology, from Humboldt State University.



## JARROD HIGHBERGER

College Scout

SEASONS WITH JAGUARS: 12



Jarrod Highberger is in his 12th season overall with the Jaguars and ninth season as a scout after being promoted from scouting assistant to college scout on May 6, 2013. He is responsible for scouting the Southwest.

Highberger joined the Jaguars in December 2010 as an administrative assistant in the player personnel department following a two-year coaching tenure at Robert Morris University in Pittsburgh, where he served as the quarterbacks coach under Head Coach Joe Walton. The Colonials were Northeast Conference champions in 2010.

A native of Blairsville, Pa., Highberger earned his bachelor's degree in business administration from Carnegie Mellon University in Pittsburgh, where he was a four-year starter at quarterback for the Tartans under Head Coach Rich Lackner. He obtained a master's degree from Robert Morris University in instructional leadership during his coaching tenure. Highberger is married and resides in Pittsburgh.



## MARTY MILLER

College Scout




SEASONS WITH JAGUARS: 20

Marty Miller is in his 20th season with the Jaguars, originally joining the organization on Feb. 21, 2002. He is in his 12th season as the West Coast regional scout. In addition to covering the West Coast, Miller has additional pro personnel responsibilities scouting select free agents on NFL rosters.

Previously, Miller worked the Northeast as a regional scout. In his initial season in Jacksonville, he worked as the team's scouting assistant. In that capacity, he assisted the pro scouting department evaluating players in NFL Europe, the CFL, the Arena League and doing advance scouting of NFL teams and their practice squads. Miller also served as coordinator of football administration for the Los Angeles Xtreme of the XFL and worked as a part-time staff assistant for the San Diego Chargers and the Kansas City Chiefs. He is the son of Les Miller, a longtime NFL personnel director.

Diagnosed with Young Onset of Parkinson's Disease in 2009, Miller hopes to use his platform as a representative of the NFL as a springboard to Parkinson's awareness and education. A graduate of Pacific Christian College, he and his wife, Kerinda, live in Boise, Idaho, with their daughter, Adesa, and son, Gannon.



## ANTONIO ROBINSON


College Scout



SEASONS WITH JAGUARS: 9

Antonio Robinson was hired by the Jaguars in May 2013 and is in his ninth season in the NFL. He was promoted to college scout in June 2016. He is responsible for scouting the Mid-Atlantic region, covering Kentucky, North Carolina, Ohio, South Carolina, Tennessee and West Virginia. Robinson provides reports on the top players from those states.

Robinson is a Tallahassee, Fla. native who has three years of coaching experience at the high school level. He served as the running backs coach at Leon High School, where he was responsible for conducting drills and helping develop game plans. Robinson graduated from Florida State University in the spring of 2013 with a bachelor's degree in sport management. His brother, Anthony, is the director of college scouting for the Atlanta Falcons.



## BRIAN SQUEGLIA

College Scout




SEASONS WITH JAGUARS: 4

Brian Squeglia is in his second season as a college scout and fourth season with the Jaguars after being hired as a scouting associate prior to the 2017 season. He serves as the Jaguars primary college scout in the Northeast, covering Connecticut, Delaware, the District of Columbia, Maine, Maryland, Massachusetts, New Hampshire, New Jersey, New York, Pennsylvania, Rhode Island, Vermont, Virginia and West Virginia. Squeglia provides reports on the top players from those states.

Before joining the Jaguars, Squeglia served as the assistant director of player personnel at LSU during the 2016 season. Squeglia spent the 2014 and 2015 seasons working as a football recruiting specialist at Mississippi State University after a two-year stint (2012-13) at Jacksonville University, where he served as the assistant director of football operations and a defensive assistant coach.

Squeglia earned his master's degree in leadership/organizational development in 2014 at Jacksonville University and graduated with a bachelor's degree in sports management from the University of North Florida in 2011. Squeglia is a native of Jacksonville, and he and his wife, Amy, have one daughter, Leila.



## JOSEPH ANILE IV

Scouting Associate



SEASONS WITH JAGUARS: 5

Joseph Anile is in his fifth season with the Jacksonville Jaguars. He spent the past two seasons as a scouting associate for the Jaguars after being hired in the summer of 2017 as a scouting assistant. He graduated from Colby College (Waterville, Maine) in 2017 with a bachelor's degree in economics and has significant experience working as an academic research assistant for the school's economics department, where he published his economics honors thesis titled, "Is Zero A Bad Thing? Investigating Spillover Effects of Zero Interest Rates."

A multi-sport, award-winning athlete, Anile played quarterback for Colby's football team and defense for its lacrosse team. Anile also played tournament baseball and ice hockey, including a role on the 2012 AAA Tier I U.S. National Championship team. Anile is the nephew of legendary college football coach and longtime NFL personnel director, Dom Anile.




## DENARD ROBINSON

Scouting Associate



SEASONS WITH JAGUARS: 2

In 2021, Denard Robinson was hired as a scouting associate in the personnel department after serving as an offensive quality control coach during the 2020 season. He was originally drafted by the Jaguars in the fifth round (135th overall) in the 2013 NFL Draft. He appeared in 55 games, seeing action at quarterback, wide receiver, running back and also being a key contributor on special teams. His career totals include 1,058 rushing yards on 263 carries and 47 receptions for 310 yards. Robinson spent four years at Michigan (2009-12) where he was a dual threat quarterback. He finished his collegiate career with 4,495 yards rushing and 6,250 yards passing. At the conclusion of his career at Michigan, he was the all-time leader in rushing yards by a quarterback in NCAA history. Robinson is a native of Deerfield Beach, Fla.



## RICKY THOMAS JR.

NFS Combine Scout



SEASONS WITH JAGUARS: 2

Ricky Thomas Jr. is entering his second season with the Jaguars. He was originally hired in July 2020 as a scouting assistant and promoted to NFS combine scout in June 2021. His primary responsibility is to scout players in Tennessee, Virginia and North Carolina.

Thomas played football at the University of Nevada-Reno for three seasons (2015-17) and he was a grad transfer at Norfolk State where he played for two seasons (2018-19). He received his bachelors in journalism from the University of Nevada-Reno and his masters in media communications from Norfolk State.

In his final season at Norfolk State in 2019, Thomas was named a semi-finalist for the William V. Campbell trophy. The award recognizes an individual as the absolute best football scholar-athlete in the nation for his combined academic success, football performance and explempart leadership.

Thomas' father, Ricky, coached in the NFL and collegiately from 1988 to 2018. His stops in the NFL include the Tampa Bay Buccaneers and the Indianapolis Colts. Thomas Jr. is originally from Indianapolis, IN.



# SCOUTING



**LAMAR SOREY**  
Scouting Assistant



SEASONS WITH JAGUARS: 1



**TYLER WALKER**  
Scouting Assistant



SEASONS WITH JAGUARS: 1



# FOOTBALL OPERATIONS



**JIMMY LUCK**  
Head Equipment Manager



SEASONS WITH JAGUARS: 9

Jimmy Luck is in his ninth season as the head equipment manager for the Jaguars after being named to the post on Jan. 28, 2013. In his current role, Luck is responsible for overseeing the distribution, safety and maintenance of player equipment, daily upkeep of the locker room and coordinating travel logistics for all Jaguars-related equipment on road trips. Prior to joining the club, Luck spent nine seasons (2004-12) as assistant equipment manager for the Atlanta Falcons.

Luck's tenure with the Falcons included time with the Georgia Force of the Arena Football League. Prior to joining the Falcons, Luck served as equipment manager in the college ranks for The Citadel in 2003. He began his career in professional football in 2002 when he served as the equipment manager for the AF2's Charleston Swamp Foxes.

A native of Atlanta, Luck spent two seasons (1996-98) as coordinator of baseball operations for the University of Miami (Fla.). He was a sales rep for Rawlings Sporting Goods, covering Tennessee from 1998 to 2000. Luck graduated from Georgia Tech with a degree in management.



**GEORGE PELLICER**  
Associate Equipment Manager



SEASONS WITH JAGUARS: 19



**KYLE STILLWELL**  
Associate Equipment Manager



SEASONS WITH JAGUARS: 9




**TYLER FLOYD**  
Assistant Equipment Manager



SEASONS WITH JAGUARS: 5



# FOOTBALL OPERATIONS



**COLLIN PETERSON**  
Equipment Assistant



SEASONS WITH JAGUARS: 2



# FOOTBALL OPERATIONS



**HAMZAH AHMAD**  
Director of Football Operations




SEASONS WITH JAGUARS: 9

Hamzah Ahmad is in his fifth season as director of football operations after originally signing on with the Jaguars as the director of football logistics & facilities in Feb. 2013. He oversees team logistics, which includes home hotel operations, selecting away game hotels and coordinating the team travel for domestic games and London. He is also responsible for the football-specific areas of the facility at TIAA Bank Field.

Prior to joining the Jaguars, Ahmad spent eight seasons with the Atlanta Falcons (2005–12) in various roles and most recently as the senior event marketing/travel advance coordinator. He began his career as a training camp intern with the Falcons and completed a total of three internships with Atlanta before being hired as a full-time staff member.

Ahmad is originally from Pakistan and moved to Jacksonville with his family when he was 12 years old. He attended Nease High School in Jacksonville and graduated with a bachelor's degree in business administration from the University of Florida in 2004. Ahmad and his wife, Brandi, have two sons, Jayden and Mayson.



**J.K. LACOSTE**  
Manager of Team Travel



SEASONS WITH JAGUARS: 13



**BRANDON ROTH**  
Manager of Football Operations



SEASONS WITH JAGUARS: 12



**BRIAN KENSIL**  
Football Operations Coordinator



SEASONS WITH JAGUARS: 7



# FOOTBALL OPERATIONS



## EUGENE SHEN

Vice President of Football Analytics

SEASONS WITH JAGUARS: 1



Eugene Shen, who joined the Jaguars in 2021, assists the coaching and personnel staff with data and statistical analysis. Prior to working with Jacksonville, Eugene spent the 2014-18 NFL seasons working with the Ravens as the director of coaching analytics and spent the 2019-20 seasons as the director of personnel analytics for the Miami Dolphins.

Prior to entering the NFL, Shen worked at AllianceBernstein as a senior vice president and portfolio manager (2009-13). He was a partner and portfolio manager for JD Capital Management (2002-08) and also worked for Long-Term Capital Management/JWM Partners (1998-2001) as a strategist in Tokyo, Japan, and Greenwich, CT. Shen received an MBA from MIT in 1998 after earning a bachelor's degree from Harvard in 1993. He is also the co-founder and co-editor-in-chief of the Journal of Sports Analytics and presented papers at the 2011 and 2012 Sloan Sports Analytics Conference in Boston. He and his wife, Jopi, have a daughter, Summer (19), and a son, Payton (15).



## MIKE PERKINS

Senior Director of Football Technology and Special Projects

SEASONS WITH JAGUARS: 28




Mike Perkins is in his 28th year with the Jaguars. His primary role is overseeing the football technology department for football operations, but he has worn many hats since joining the Jaguars in 1994. The football technology department manages all IT needs for the football side of the organization. Perkins was instrumental in assisting with IT needs for the first virtual NFL Draft in league history in 2020.

After 18 years as the Jaguars' video director, Perkins was promoted in 2012 to his new role as director of football technology and facilities. Perkins' duties included the design and construction of the Jaguars' locker room upgrade at TIAA Bank Field, in addition to the design, planning and implementation of office space and technology for the football facilities.

In 2013, he served as project manager for phase two of the construction, bringing a new training room, rehab room and coaches offices online. He also oversaw the design and construction of the new Jaguars football facilities. Another new initiative under Perkins' direction was the implementation of Microsoft Surfaces for use by all coaches, scouts and players to view practice and game video. His group is also incorporating a new scouting system on the Surfaces to increase efficiency.

Perkins' responsibilities continue to include the shooting, compiling and editing of all game and practice video for coaches' and scouting analysis, cataloging NFL and college game video and producing "cut-ups." He also manages all video equipment and design of the Jaguars' video department, including applying the team's state-of-the art XOS editing system and researching new technologies as they come available.

One of seven current staff members who joined the franchise in 1994, Perkins was hired by the Jaguars on May 12, 1994, after serving as a video coordinator for three years at Syracuse University. Prior to that, he served with the Tampa Bay Buccaneers as an assistant video director from 1987-90. Perkins was born May 24, 1967, in Tuscaloosa, Ala. Perkins and his wife, Jennifer, and sons, Tyler and Barrett, live in Jacksonville.



## JEREMY POOL

Director of Football Systems

SEASONS WITH JAGUARS: 11



# FOOTBALL OPERATIONS



## CHRIS REIER

Manager of Football Technology

SEASONS WITH JAGUARS: 14



## ZACH BEISTLINE

Football Database Analyst


SEASONS WITH JAGUARS: 10



## KC HAHEY

Manager of Football Creative Video

SEASONS WITH JAGUARS: 1



## HENDERSON MCPHERSON

Video Assistant

SEASONS WITH JAGUARS: 9




## IAN MUTCH

Video Assistant

SEASONS WITH JAGUARS: 6



# FOOTBALL OPERATIONS



## KYLE BUERKETT

Stadium Projects and Player Development Coordinator

SEASONS WITH JAGUARS: 6



# BUSINESS OPERATIONS LEADERSHIP TEAM



## MEGHA PAREKH

Executive Vice President and Chief Legal Officer

SEASONS WITH JAGUARS: 8

Megha Parekh was elevated to executive vice president and chief legal officer in May 2021 having already served as chief legal officer since 2016. She manages the legal, technology, office services and people development teams for the Khan family's portfolio of sports, entertainment and development companies. Parekh's group is responsible for all legal matters, employee training, support and development, technological systems, security, capital project management and local real estate development opportunities.

Parekh joined the Jaguars in 2013 and has worked on Shad Khan's acquisition of Fulham Football Club, public-private funded improvements to TIAA Bank Field, the 2017 opening of Daily's Place, multiple naming rights partnerships, the launch of All Elite Wrestling and potential real estate developments around the stadium. Parekh also serves on the board of the Jaguars Foundation, the Florida Sports Foundation and the Black News Channel and volunteers with Habitat for Humanity and the Crisis Text Line as a crisis counselor. Parekh joined the law firm Proskauer in 2009 after graduating magna cum laude from Harvard College and Harvard Law School.



## KELLY FLANAGAN

Executive Vice President of Business Planning

SEASONS WITH JAGUARS: 10

Kelly Flanagan, a Jacksonville native, was named executive vice president of business planning in May 2021, having served as the club's chief financial officer since 2014 after joining the organization in 2012. Flanagan is responsible for providing integrated financial oversight across the portfolio of sports and entertainment properties owned by the Khan family, development and implementation of strategic initiatives, as well as application of business analytics and insights across the organization.

Prior to joining the Jaguars, Flanagan was a member of the executive team at the New Meadowlands Stadium, later MetLife Stadium, home to the New York Giants and New York Jets. A graduate of Episcopal School of Jacksonville where she currently serves as a member of its Board of Trustees, Flanagan holds an M.S. in sports management from Columbia University and a bachelor's degree in accounting as well as an M.B.A. from the Ervin K. Haub School of Business at Saint Joseph's University in Philadelphia.



## CHAD JOHNSON

Senior Vice President of Sales and Service and Chief Content Officer

SEASONS WITH JAGUARS: 10

Chad Johnson serves as the Jaguars' senior vice president of sales and service and chief content officer, responsible for bringing together all company-wide content assets including Jaguars and non-Jaguars events, booking and production of shows, and creative. In 2021, his role was again expanded as he now oversees Jaguars productions, the team's in-house video and broadcast department. His role was expanded in 2018 when he was named chief content officer, adding to his title of senior vice president of sales and service. Johnson continues overseeing sales and revenues in all ticketing areas.

Johnson joined the Jaguars as vice president of sales in May 2012 and was promoted to senior vice president of sales and service in February 2013. His responsibilities grew in 2017 with the addition of Daily's Place, the amphitheater and adjacent flex field that host a variety of concerts and events each year.

Prior to joining the Jaguars, Johnson worked for the Miami Marlins as senior director, new ballpark sales. During his time with the Marlins, he was responsible for the sales of premium seating, luxury suites and season tickets, and group ticket packages for the Marlins' new ballpark which opened in 2012.

Prior to joining the Marlins, Johnson served as senior vice president, sales and marketing for Sunrise Sports & Entertainment and the Florida Panthers Hockey Club. In that role he oversaw all ticket sales and service operations for all the entities associated with Sunrise Sports & Entertainment and the Florida Panthers, including suite sales and premium seating, as well as the club's marketing and broadcasting efforts.

Johnson joined Sunrise Sports & Entertainment in October 2003 as vice president of sales & service, before being promoted in April 2005. Prior to joining Sunrise Sports & Entertainment, Johnson spent five years with the Tampa Bay Lightning as director of sales. Johnson, who is originally from Chicago, graduated from Augustana College in Rock Island, Ill. Johnson and his wife, Mary Beth, live in Atlantic Beach with daughters Cate, Victoria and Samantha.





# BUSINESS OPERATIONS LEADERSHIP TEAM



## SCOTT MASSEY

Senior Vice President of Corporate Partnerships

SEASONS WITH JAGUARS: 10



Scott Massey, now in his 10th season with the Jaguars, is responsible for leading the organization's sponsorship sales teams in Jacksonville and London. Both sponsorship teams are tasked with securing new corporate partners, as well as ensuring existing partners receive significant value for their investment with the Jaguars and Jaguars U.K. In 2018, Massey's role expanded to include oversight over Fulham Football Club's sponsorship team in London. Fulham FC is London's oldest football club.

Massey is also responsible for the sponsorship sales efforts for Daily's Place, a 6,000-seat amphitheater in Jacksonville which opened in 2017 and is uniquely connected to TIAA Bank Field. Massey's team negotiated the naming rights agreement with Daily's as well as Founding Partner sponsorships for the new venue.

Prior to the Jaguars, Massey spent nine years at the PGA TOUR as vice president of business development/title sponsor relations. Before moving into the title sponsor capacity, he managed several of the PGA TOUR's largest official marketing partnerships. Prior to joining the PGA TOUR,

Massey previously held sales roles with several sports-related companies including International Management Group (IMG), golfweb.com and Quokka Sports.

Massey grew up in Boulder, Colo., and is a graduate of the University of Colorado where he earned his bachelor's degree in finance. He and his wife, Nancy, have two sons, Hanks and Davis.



## PETER RACINE

Senior Vice President of Jaguars Foundation and Community Impact



Peter Racine, the senior vice president of Jaguars Foundation and Community Impact, oversees grant making, community outreach and other charitable initiatives on behalf of the Khan family and the team. The Foundation's mission is to support the community primarily through six major program areas: 1) children, youth and families, 2) military and veterans, 3) women's health and well-being, 4) youth football, 5) the NFL Play 60 youth fitness and nutrition initiative, and 6) community and neighborhood revitalization.

After beginning his nonprofit career as a college volunteer at the Covenant House homeless and runaway youth shelter in New York City, Racine went on to help begin Covenant House shelters in Houston and Toronto. From 1987 to 1992, he and his spouse Kelly established Covenant House's programs for street children in Honduras, where he served as executive director. Racine was featured on Dateline NBC for his work with young glue addicts and in Time Magazine for work on behalf of minors exploited by prostitution rings. Upon returning to the United States, Racine was hired as the first executive director of the Northeast Florida Exchange Club Center for the Prevention of Child Abuse, where he served until joining the Jaguars Foundation in September of 2000.

Racine has been a partner in various national and international initiatives, including the Community Partnership for Protecting Children in partnership with the Edna McConnell Clark Foundation; the Early Childhood Violence Prevention Project in partnership with the U. S. Centers for Disease Control and Prevention, University of Florida and Jacksonville Children's Commission; Outreach to Urban Street Children in partnership with the European Economic Community; the Sports Philanthropy Project in partnership with The Robert Wood Johnson Foundation; the JAX-2025 Community Visioning Initiative; the Local Initiatives Support Corporation (LISC)- Jacksonville's EPIC neighborhood revitalization initiative in partnership with The Community Foundation; the Jessie Ball duPont Fund and the City of Jacksonville; the PROJECT 17 initiative to provide full-time athletic trainers in all 17 Duval County public high schools, in partnership with the NFL, Jacksonville Sports Medicine Program, Duval County Public Schools, Jacksonville University and other local partners; and currently serves on the LIFT JAX steering committee for the revitalization of the Out East neighborhood in Jacksonville.

In 2013 and 2018, Racine was the recipient of a Suncoast Regional EMMY® as executive co-producer of the "Jaguars Teen Talk...Game Plan for Success" television show, which was broadcast on all local independent stations, cable and network affiliates.

Racine received his B.A. at Rutgers University in New Jersey, and his M.T.S. at Catholic Theological Union in Chicago. He and his spouse Kelly reside in Jacksonville.



# BUSINESS OPERATIONS LEADERSHIP TEAM



## DAN EDWARDS

Senior Vice President of Jacksonville Tradition and Alumni

SEASONS WITH JAGUARS: 28



Dan Edwards is in his 28th season with the Jaguars and his 38th year in the NFL. He is in his first season as the senior vice president of Jacksonville tradition and alumni with his focus on building alumni programs, communications, brands and more to illuminate and commemorate the history, people and colorful moments of the Jacksonville Jaguars. Edwards spent the Jaguars' first 27 seasons leading the team's communications department.

Edwards joined the Jaguars as executive director of communications in May 1994, bringing with him ten seasons of NFL experience with the Pittsburgh Steelers, the Miami Dolphins and the league office. He was promoted to vice president in 2003, when the Jaguars' community relations and Internet content departments were added to his responsibilities and to senior vice president in 2010.

Edwards began his NFL career as a public relations intern in the NFL office in New York after receiving a scholarship from NFL Charities. He spent the 1984 football season working in publicity for the Miami Dolphins, who played in Super Bowl XIX that year, before joining the Steelers.

During Edwards' nine years with the Steelers, the last seven as public relations director, the team's public relations staff received the Pete Rozelle Award from the Pro Football Writers of America. Edwards has worked with the NFL staff at 27 of the 55 Super Bowls played and one Pro Bowl.

Prior to entering the NFL, Edwards worked in professional baseball as an administrative assistant with the Eugene (Ore.) Emeralds, a Class-A affiliate of the Cincinnati Reds at that time. He played football and baseball for Montgomery College (Md.) before transferring to the University of Oregon.

Edwards received his undergraduate degree in business administration with a major in management from the University of Oregon and a master's degree in sports administration/facility management from Ohio University. In 2004 he attended the NFL-Stanford Program for Managers at Stanford University, and for ten years he served as an adjunct professor in sport communication at the University of North Florida.

Edwards has served on the board of directors of Big Brothers Big Sisters of Northeast Florida and on the University of North Florida Sport Management Advisory Board. A member of the Leadership Jacksonville class of 2009, he and his late wife, Tricia, have four children: sons, Christian and Preston and daughters, Danielle and Victoria. Christian works for the Indianapolis Colts and Preston works for the Carolina Panthers.



## HUSSAIN NAQI

Senior Vice President of International Development

SEASONS WITH JAGUARS: 5



Hussain Naqi, based in London, is in his sixth season as the Jaguars' senior vice president of international development. He oversees the Jaguars' brand development and sponsorship sales efforts in the United Kingdom and is also responsible for driving synergies between the Jacksonville Jaguars and Fulham Football Club, which share common ownership under Shad Khan.

Among the U.K.-based initiatives Naqi oversees are Union Jax, Jaguars Academy, Jaguars Coaching Academy, Jaguars Se7ens Cup, JagTag, Gridiron Grants, Reward Rows and University Scholarship.

Before moving to London, Naqi served in Jacksonville as senior vice president of fan engagement, responsible for oversight of the Jaguars game day operations, in-stadium operations, and non-NFL event business. The Jaguars unveiled the two largest video boards in the world in the 2014-15 NFL season, and Naqi was responsible for the programming, activation and content development of those as well as the spa pools on the north deck when these new game day elements were added, which resulted in a No. 1 overall fan experience ranking in the NFL as voted upon by season ticket members in the league's Voice of the Fan.

Naqi arrived in Jacksonville in 2013 following four years with the New Meadowlands Stadium Company in East Rutherford, N.J., where he served as vice president of business planning and general counsel at MetLife Stadium, the home of the New York Jets and New York Giants.


After beginning his career in the sports industry in 1997 with the law firm of Covington and Burling in Washington, D.C., Naqi served a four-year stint with the National Football League, working in the league's Management Council. After leaving the NFL in 2002, Naqi was named assistant director of enforcement for the NCAA.

Naqi attended Cornell University, earning his bachelor's degree in Industrial and Labor Relations in 1997. In 2003, he returned to school to complete a joint Juris Doctor and Master of Business Administration degree at Northwestern University. While at Northwestern's Kellogg School of Management, he developed a continuing education program for current and former NFL players to equip them with basic business skills during and after their playing careers.

Upon graduation, Naqi joined the Executive Development Program with Major League Baseball and the New York Mets, serving two years in that capacity. He is a member of the New York State Bar.



# COMMUNICATIONS



**AMY PALCIC**  
Vice President of Football Communications



SEASONS WITH JAGUARS: 1

Amy Palcic joined the Jacksonville Jaguars in March 2021 as vice president of football communications. She serves as the chief spokesperson and leads the football communications efforts for the Jaguars and handles all relationship management with the NFL's network TV partners.

She joins the Jaguars after spending eight years with the Houston Texans, most recently as vice president of communications where she led the public relations, football communications and corporate communications efforts for the Texans. Palcic's team was selected as co-winners of the 2017 Pete Rozelle Award, recognizing the top NFL public relations team by the Professional Football Writers of America. She was the first director to win the award in their first year as well as the first female director to win the award.

In 2019, Palcic was named one of Women In Sports and Events (WISE) Women of Inspiration and Houston Business Journal's Women Who Mean Business. She also was named one of PR News' Top Women in PR in 2017.

Palcic joined the Texans after spending time as the vice president of public affairs for George Faine Enterprises (GFE), where she founded and developed a partnership between the NFL and University of Notre Dame to make Notre Dame the fifth school to educate athletes as part of the NFL Business Management and Entrepreneurial program. Prior to GFE, Palcic spent three years as the director of marketing and public relations at Premier Sports & Entertainment, an entertainment agency in Los Angeles, where she managed talent, pitched new business ideas, produced large-scale charity events, negotiated marketing and sponsorship deals for celebrity clients and served as an outside publicist to corporate partners. Palcic began her career in the National Football League with the Cleveland Browns as the director of communications for 10 years.


Palcic was a member of the Boys & Girls Club of Greater Houston Board of Directors and is a member of the Women In Sports and Entertainment (WISE). In 2006, Palcic attended Stanford University Executive Education Graduate School of Business and was selected as one of the "up-and-coming NFL Executives." She continued her education in May 2013 when she attended Rollins College Philanthropy Center and studied Development and Fundraising. She is a graduate of Auburn University.



**ALEX BROOKS**  
Director of Public Relations




SEASONS WITH JAGUARS: 8



**AMANDA HOLT**  
Director of Communications



SEASONS WITH JAGUARS: 7



**DAVID WOLF**  
Manager of Public Relations



SEASONS WITH JAGUARS: 4



# COMMUNICATIONS



## DYLAN MORTON

Football Communications Coordinator



SEASONS WITH JAGUARS: 1





# PLAYER BIOGRAPHIES



# JAMAL AGNEW | 39



**POSITION:** WIDE RECEIVER  
**HT:** 5-10 | **WT:** 190 | **DOB:** 4-3-1995  
**COLLEGE:** SAN DIEGO  
**HOMETOWN:** SAN DIEGO, CALIF.  
**ACQ:** UFA (DET)-'21  
**EXP:** 5th YEAR

@jamalagnew  
 @two\_six

## KEY TRANSACTIONS

- Originally selected by Detroit in the fifth round (165th overall) of the 2017 Draft
- Signed by Jacksonville as an unrestricted free agent on 3/17/21

## PRO

### 2020 (Lions)

- Topped 1,000 all-purpose yards in 2020 for the first time in his career
- Recorded 13 receptions for 89 yards
- Fielded 28 kickoffs for 783 yards (28.0 avg)

### 2019 (Lions)

- Returned 17 kickoffs for 454 yards (26.7 avg) including a 100-yard kickoff returned for a touchdown
- Had 19 punt returns for 175 yards and one returned for a touchdown
- Was the only player in the NFL to have a kickoff return touchdown and punt return touchdown in 2019

### 2018 (Lions)

- Played in 6 games, and averaged 27 yards on eight kickoff returns
- Had 12 punt returns for 57 yards

### 2017 (Lions)

- Voted First Team All-Pro as a punt returner in his rookie season
- NFC Special Teams Player of the Week in Week 2
- Led the NFL in punt return yards (447), punt return average (15.4) and punt return touchdowns (two)
- His 88-yard punt return for a touchdown was the league's longest of the season and the longest punt return touchdown by a rookie since WR Tavon Austin raced back a 98-yard return for the Rams in 2013

## COLLEGE

- Played 44 games and recorded 148 total tackles (118 solo), 59 pass defenses, 12.5 tackles for loss, one sack and one fumble recovery
- In 2016, posted 31 tackles, 13 pass defenses and two interceptions
- In 2015, recorded 30 tackles, four interceptions and 11 pass breakups en route to being named the Torero's Defensive MVP
- Finished his 2014 campaign leading the nation in pass defenses for FCS players (2.1 per game)
- In his freshman season he started 10 of the 11 games on which he appeared and was All-Pioneer Football League Honorable Mention
- Named San Diego's Most Outstanding First Year Player.

## PERSONAL

- Attended Point Loma High School (San Diego, Calif)

## JAMAL AGNEW'S NFL REGULAR SEASON RUSHING/RECEIVING STATISTICS

DATE	TEAM	RECEIVING							RUSHING				
		GP	GS	NO.	YDS.	AVG.	LG	TD	NO.	YDS.	AVG.	LG	TD
2017	Lions	13	0	2	18	9.0	12	0	2	9	4.5	5	0
2018	Lions	6	0	0	0	0.0	0	0	1	17	17.0	17	0
2019	Lions	13	0	1	-2	-2.0	-2	0	1	9	9.0	9	0
2020	Lions	14	2	13	89	6.8	20	0	6	33	5.5	11	0
<b>NFL TOTALS</b>		<b>46</b>	<b>2</b>	<b>16</b>	<b>105</b>	<b>6.6</b>	<b>20</b>	<b>0</b>	<b>10</b>	<b>68</b>	<b>6.8</b>	<b>17</b>	<b>0</b>

## JAMAL AGNEW'S NFL REGULAR SEASON RETURN STATISTICS

DATE	TEAM	KICKOFF RETURNS					PUNT RETURNS					
		RET.	YDS.	AVG.	LG	TD	NO.	FC	YDS.	AVG.	LG	TD
2017	Lions	11	196	17.8	25	0	29	16	447	15.4	88t	2
2018	Lions	8	216	27.0	45	0	12	3	57	4.8	16	0
2019	Lions	17	454	26.7	100t	1	19	13	175	9.2	64t	1
2020	Lions	28	783	28.0	71	0	14	14	178	12.7	74t	1
<b>NFL TOTALS</b>		<b>64</b>	<b>1,649</b>	<b>25.8</b>	<b>100T</b>	<b>1</b>	<b>74</b>	<b>46</b>	<b>857</b>	<b>11.6</b>	<b>88T</b>	<b>4</b>



### SINGLE-GAME HIGHS: RUSHING/RECEIVING

<b>Rush Attempts</b>	1 at Tennessee Titans, Dec 20, 2020 1 vs. Green Bay Packers, Dec 13, 2020 ...8 more at 1.	<b>Longest Kickoff Return</b>	100t at Philadelphia Eagles, Sep 22, 2019 71 vs. Green Bay Packers, Dec 13, 2020
<b>Rushing Yards</b>	17 at Dallas Cowboys, Sep 30, 2018 11 vs. Green Bay Packers, Dec 13, 2020 ...1 more at 11.	<b>Kickoff Return TDs</b>	1 at Philadelphia Eagles, Sep 22, 2019
<b>Longest Runs</b>	17 at Dallas Cowboys, Sep 30, 2018 11 vs. Green Bay Packers, Dec 13, 2020 ...1 more at 11.	<b>Fair Catches</b>	6 at Chicago Bears, Nov 10, 2019 4 at Cincinnati Bengals, Dec 24, 2017
<b>Receptions</b>	3 at Carolina Panthers, Nov 22, 2020 2 at Chicago Bears, Dec 06, 2020 ...2 more at 2.	<b>Punt Return Yards</b>	106 at New Orleans Saints, Oct 15, 2017 101 at New York Giants, Sep 18, 2017
<b>Receiving Yards</b>	24 at Chicago Bears, Dec 06, 2020 20 at Arizona Cardinals, Sep 27, 2020	<b>Longest Punt Return</b>	88t at New York Giants, Sep 18, 2017 74t vs. Tampa Bay Buccaneers, Dec 26, 2020 ...1 more at 74.
<b>Longest Receptions</b>	20 at Arizona Cardinals, Sep 27, 2020 19 at Chicago Bears, Dec 06, 2020	<b>Punt Returns</b>	5 at Arizona Cardinals, Sep 08, 2019 5 vs. Minnesota Vikings, Dec 23, 2018
<b>All-Purpose Yards</b>	155 at San Francisco 49ers, Sep 16, 2018 135 at Tennessee Titans, Dec 20, 2020	<b>Punt Return TDs</b>	1 vs. Tampa Bay Buccaneers, Dec 26, 2020 1 at Denver Broncos, Dec 22, 2019 ...2 more at 1.
<b>Kickoff Returns</b>	5 at San Francisco 49ers, Sep 16, 2018 4 at Tennessee Titans, Dec 20, 2020 ...2 more at 4.	<b>Special Teams Tackles</b>	2 vs. Tampa Bay Buccaneers, Dec 26, 2020 2 at Green Bay Packers, Oct 14, 2019 ...1 more at 2.
<b>Kickoff Return Yards</b>	144 at San Francisco 49ers, Sep 16, 2018 116 at Tennessee Titans, Dec 20, 2020	<b>Most TDs</b>	1 vs. Tampa Bay Buccaneers, Dec 26, 2020 1 at Denver Broncos, Dec 22, 2019 ...3 more at 1.

### 2020 GAME-BY-GAME REGULAR-SEASON STATISTICS (LIONS)

DATE	OPPONENT	P/S	RECEIVING						RUSHING						W/L	SCORE
			NO.	YDS.	AVG.	LG	TD	NO.	YDS.	AVG.	LG	TD				
09/13	Bears	P	0	0	0.0	0	0	0	0	0	0.0	0	0	0	L	23-27
09/20	at Packers	P	1	0	0.0	0	0	0	0	0	0.0	0	0	0	L	21-42
09/27	at Cardinals	P	2	20	10.0	20	0	1	2	2.0	2	0	0	W	26-23	
10/04	Saints	P	1	1	1.0	1	0	1	2	2.0	2	0	0	L	29-35	
10/18	at Jaguars	P	2	17	8.5	11	0	0	0	0.0	0	0	0	W	34-16	
10/25	at Falcons	P	0	0	0.0	0	0	0	0	0.0	0	0	0	W	23-22	
11/01	Colts	P	0	0	0.0	0	0	1	11	11.0	11	0	0	L	21-41	
11/08	at Vikings													L	20-34	
11/15	Washington													W	30-27	
11/22	at Panthers	P	3	10	3.3	5	0	0	0	0.0	0	0	0	L	0-20	
11/26	Texans	S	0	0	0.0	0	0	0	0	0.0	0	0	0	L	25-41	
12/06	at Bears	P	2	24	12.0	19	0	1	0	0.0	0	0	0	W	34-30	
12/13	Packers	P	1	4	4.0	4	0	1	11	11.0	11	0	0	L	24-31	
12/20	at Titans	P	1	13	13.0	13	0	1	7	7.0	7	0	0	L	25-46	
12/26	Buccaneers	P	0	0	0.0	0	0	0	0	0.0	0	0	0	L	7-47	
01/03	Vikings	S	0	0	0.0	0	0	0	0	0.0	0	0	0	L	35-37	
<b>2020 TOTALS</b>		<b>14-2</b>	<b>13</b>	<b>89</b>	<b>6.8</b>	<b>20</b>	<b>0</b>	<b>6</b>	<b>33</b>	<b>5.5</b>	<b>11</b>	<b>0</b>	<b>5-11</b>			





# DAKOTA ALLEN | 53



**POSITION:** LINEBACKER  
**HT:** 6-1 | **WT:** 220 | **DOB:** 11-2-1995  
**COLLEGE:** TEXAS TECH  
**HOMETOWN:** HUMBLE, TEXAS  
**ACQ:** PS (LAR)-'19  
**EXP:** 3rd YEAR

@dakota\_allen40  
 @dakota\_allen40

## KEY TRANSACTIONS

- Originally drafted by the L.A. Rams in the seventh round (251st overall) of the 2019 Draft
- Signed by Jacksonville from the L.A. Rams practice squad on 12/10/19

## PRO

### 2020 (Jaguars)

- Saw action in 13 games, starting two, and played primarily on special teams
- Tallied 14 tackles (nine solo), four special teams tackles and three tackles for loss on the season
- 10/11 at HOU:** Made his first career start at linebacker and tied for the team lead with seven tackles, including one tackle for loss
- 10/25 at LAC:** Started at linebacker and collected two tackles, including one for loss

### 2019 (Raiders & Jaguars)

- Signed by Jacksonville from the L.A. Rams practice squad on Dec. 10 prior to Week 15 and played the final three games of the season primarily on special teams

## COLLEGE

- Played in 36 collegiate games at Texas Tech and 12 at East Mississippi Community College, amassing 379 combined tackles (200 solo) from his time at Texas Tech and EMCC combined
- Added 16 passes defended, five INTs, 4.5 sacks, recovered four fumbles and forced an additional two fumbles
- Elected as a team captain prior to the 2017 season as a junior at Texas Tech, proceeding to start all 13 games at WILL linebacker
- Led the team with 102 tackles to go along with four passes defended, 2.0 sacks, two INTs, a forced fumble and a fumble recovery

## PERSONAL

- Attended Summer Creek (Humble, Texas) High School where he logged 112 tackles and three interceptions as a senior
- Father, Keith Allen, played collegiate football as a running back at the University of Texas
- Was featured on the Netflix documentary series "Last Chance U" while at EMCC in 2016

## DAKOTA ALLEN'S NFL REGULAR SEASON DEFENSIVE STATISTICS

DATE	TEAM	GP	GS	TK	S	A	TFL	TACKLES			INTERCEPTIONS					O. FUMB			ST				MISC									
								YDS	SK	YDS	QBH	NO	YDS	LG	TD	PD	FF	FR	YDS	TK	S	A	FF	FR	S	A						
2019	Rams	0	0	0	0	0	0	0	0.0	0.0	0	0	0	0	0	0	0	0	0	0	0	0	0	0	0	0	0	0	0	0	0	0
Went from <b>L.A. Rams</b> to <b>Oakland</b> .																																
2019	Raiders	2	0	0	0	0	0	0	0.0	0.0	0	0	0	0	0	0	0	0	0	0	0	0	0	0	0	0	0	0	0	0	0	0
Went from <b>Oakland</b> to <b>Jacksonville</b> .																																
2019	Jaguars	3	0	0	0	0	0	0	0.0	0.0	0	0	0	0	0	0	0	0	0	0	0	0	1	1	0	0	0	0	0	0	0	0
2019	TOTAL	5	0	0	0	0	0	0	0.0	0.0	0	0	0	0	0	0	0	0	0	0	0	0	1	1	0	0	0	0	0	0	0	0
2020	Jaguars	13	2	14	9	5	3	8	0.0	0.0	1	0	0	0	0	0	0	0	0	0	0	4	3	1	0	0	0	0	0	0	0	0
<b>NFL TOTALS</b>		<b>18</b>	<b>2</b>	<b>14</b>	<b>9</b>	<b>5</b>	<b>3</b>	<b>8</b>	<b>0.0</b>	<b>0.0</b>	<b>1</b>	<b>0</b>	<b>0</b>	<b>0</b>	<b>0</b>	<b>0</b>	<b>0</b>	<b>0</b>	<b>0</b>	<b>0</b>	<b>0</b>	<b>5</b>	<b>4</b>	<b>1</b>	<b>0</b>	<b>0</b>	<b>0</b>	<b>0</b>	<b>0</b>	<b>0</b>	<b>0</b>	<b>0</b>

## SINGLE-GAME HIGHS: DEFENSIVE

<b>Total Tackles</b>	7 at Houston Texans, Oct 11, 2020 5 at Cincinnati Bengals, Oct 04, 2020	<b>Special Teams Tackles</b>	1 at Indianapolis Colts, Jan 03, 2021 1 vs. Tennessee Titans, Dec 13, 2020 ...3 more at 1.
<b>Tackles For Loss</b>	1 at Los Angeles Chargers, Oct 25, 2020 1 at Houston Texans, Oct 11, 2020 ...1 more at 1.		





**2020 GAME-BY-GAME REGULAR-SEASON STATISTICS (JAGUARS)**

DATE	OPPONENT	P/S	TACKLES							INTERCEPTIONS					O. FUMB			ST					MISC		SCORE	
			TK	S	A	SK	YDS	TFL	YDS	QBH	NO	YDS	LG	TD	PD	FF	FR	YDS	TK	S	A	FF	FR	S		A
09/13	Colts	P	0	0	0	0.0	0.0	0	0	0	0	0	0	0	0	0	0	0	0	0	0	0	0	0	W	27-20
09/20	at Titans	P	0	0	0	0.0	0.0	0	0	0	0	0	0	0	0	0	0	0	0	0	0	0	0	0	L	30-33
09/24	Dolphins	P	0	0	0	0.0	0.0	0	0	0	0	0	0	0	0	0	0	0	0	0	0	0	0	0	L	13-31
10/04	at Bengals	P	5	2	3	0.0	0.0	1	1	0	0	0	0	0	0	0	0	0	0	0	0	0	0	0	L	25-33
10/11	at Texans	S	7	5	2	0.0	0.0	1	2	1	0	0	0	0	0	0	0	0	0	0	0	0	0	0	L	14-30
10/18	Lions	P	0	0	0	0.0	0.0	0	0	0	0	0	0	0	0	0	0	0	0	0	0	0	0	0	L	16-34
10/25	at Chargers	S	2	2	0	0.0	0.0	1	5	0	0	0	0	0	0	0	0	0	0	0	0	0	0	0	L	29-39
11/08	Texans																								L	25-27
11/15	at Packers																								L	20-24
11/22	Steelers	P	0	0	0	0.0	0.0	0	0	0	0	0	0	0	0	0	0	0	0	0	0	0	0	0	L	3-27
11/29	Browns	P	0	0	0	0.0	0.0	0	0	0	0	0	0	0	0	0	0	0	0	0	0	0	0	0	L	25-27
12/06	at Vikings																								L	24-27+
12/13	Titans	P	0	0	0	0.0	0.0	0	0	0	0	0	0	0	0	0	0	0	0	0	0	0	0	0	L	10-31
12/20	at Ravens	P	0	0	0	0.0	0.0	0	0	0	0	0	0	0	0	0	0	0	0	0	0	0	0	0	L	14-40
12/27	Bears	P	0	0	0	0.0	0.0	0	0	0	0	0	0	0	0	0	0	0	0	0	0	0	0	0	L	17-41
01/03	at Colts	P	0	0	0	0.0	0.0	0	0	0	0	0	0	0	0	0	0	0	0	0	0	0	0	0	L	14-28
<b>2020 TOTALS</b>			<b>13-2</b>	<b>14</b>	<b>9</b>	<b>5</b>	<b>0.0</b>	<b>0.0</b>	<b>3</b>	<b>8</b>	<b>1</b>	<b>0</b>	<b>0</b>	<b>0</b>	<b>0</b>	<b>0</b>	<b>0</b>	<b>0</b>	<b>0</b>	<b>0</b>	<b>0</b>	<b>0</b>	<b>0</b>	<b>0</b>	<b>1-15</b>	

+ - Overtime





# JOSH ALLEN | 41



**POSITION:** DEFENSIVE END/OUTSIDE LINEBACKER

**HT:** 6-5 | **WT:** 255 | **DOB:** 7-13-1997

**COLLEGE:** KENTUCKY

**HOMETOWN:** MONTCLAIR, N.J.

**ACQ:** D1-'19

**EXP:** 3rd YEAR



@JoshAllen41\_



joshallen\_41



## KEY TRANSACTIONS

- Originally drafted by Jacksonville in the first round (7th overall) in the 2019 draft

## PRO

### 2020 (Jaguars)

- Saw action in eight games, making seven starts
- Tallied 13 tackles (seven solo), 2.5 sacks, two tackles for loss and one pass defended
- Named team captain as voted on by his teammates
- Placed on injured reserve on Nov. 24 with a knee injury
- 9/24 vs. MIA:** Started at defensive end and tallied two solo tackles, including his first sack of the season
- 11/8 vs. HOU:** Started at defensive end and made four tackles, including a half-sack

### 2019 (Jaguars)

- Appeared in all 16 games, making four starts, during his rookie campaign
- Became the seventh player in franchise history to compile double-digit sacks in a season
- Amassed 44 tackles (31 solo), 11 tackles for loss, 10.5 sacks and two forced fumbles
- Finished the year second on the team with 11 tackles for loss... His 10.5 sacks recorded in 2019 led all NFL rookies and were the most by a rookie in franchise history
- One of five NFL players over the last 10 seasons to post at least 10.0 sacks and multiple forced fumbles in their rookie seasons
- Became the first rookie in Jaguars history to make the Pro Bowl
- 10/13 vs. N.O.:** Notched two tackles and 1.0 sack, becoming the third player in franchise history to post at least 4.0 sacks through six career games, joining DE Yannick Ngakoue and former DT John Henderson
- 10/27 vs. NYJ:** Saw action at DE, amassing 2.0 sacks, one tackle for loss and a forced fumble ... Became the first Jaguars rookie since DE Yannick Ngakoue in 2016 to post at least 1.0 sack in four straight games
- 12/15 at OAK:** Saw action at DE and tallied three tackles (two solo), including 1.0 sack, his 10th of the season

## COLLEGE

- Did not miss a game during his four-year career with the Wildcats, playing in all 51 games with 35 starts
- Career totals include 220 tackles, 31.5 sacks, 11 forced fumbles, eight passes defended and two fumble recoveries
- Named SEC Defensive Player of the Year, earned consensus First Team All American honors and was honored with the Bronco Nagurski Award, presented to the nation's top defensive player, as a senior in 2018
- Allen's 17.0 sacks in 2018 were the most by an SEC player in a single season since the NCAA started official sack records in 2000, finishing the season ranked second nationally in sacks (17.0), fourth in forced fumbles (five) and sixth in tackles for loss (21.5)

## PERSONAL

- He and his wife, Kaitlyn, have two sons, Wesley and Julian
- Son of Kim Allen and Robert Allen
- Josh's sister, Myisha Hines-Allen, played collegiate basketball at Louisville and is currently a forward for the Washington Mystics, the 2019 WNBA champions
- Uncle, Gregory Hines, played college basketball at Hampton and went on to a 12-year pro career
- Majored in communications

## JOSH ALLEN'S NFL REGULAR SEASON DEFENSIVE STATISTICS

DATE	TEAM	GP	GS	TACKLES							INTERCEPTIONS					O. FUMB			ST			MISC					
				TK	S	A	TFL	YDS	SK	YDS	QBH	NO	YDS	LG	TD	PD	FF	FR	YDS	TK	S	A	FF	FR	S	A	
2019	Jaguars	16	4	44	31	13	11	77	10.5	74.0	23	0	0	0	0	0	2	0	0	0	0	0	0	0	0	0	0
2020	Jaguars	8	7	13	7	6	2	9	2.5	7.0	11	0	0	0	0	1	0	0	0	0	0	0	0	0	0	0	
<b>NFL TOTALS</b>		<b>24</b>	<b>11</b>	<b>57</b>	<b>38</b>	<b>19</b>	<b>13</b>	<b>86</b>	<b>13.0</b>	<b>81.0</b>	<b>34</b>	<b>0</b>	<b>0</b>	<b>0</b>	<b>0</b>	<b>1</b>	<b>2</b>	<b>0</b>	<b>0</b>	<b>0</b>	<b>0</b>	<b>0</b>	<b>0</b>	<b>0</b>	<b>0</b>	<b>0</b>	<b>0</b>

## SINGLE-GAME HIGHS: DEFENSIVE

<b>Total Tackles</b>	6 vs. Tampa Bay Buccaneers, Dec 01, 2019 5 at Carolina Panthers, Oct 06, 2019	<b>Forced Fumbles</b>	1 vs. New York Jets, Oct 27, 2019 1 vs. Tennessee Titans, Sep 19, 2019
<b>Sacks</b>	2.0 vs. New York Jets, Oct 27, 2019 2.0 vs. Tennessee Titans, Sep 19, 2019	<b>Tackles For Loss</b>	2 vs. Miami Dolphins, Sep 24, 2020 2 at Cincinnati Bengals, Oct 20, 2019 ...1 more at 2.
<b>Passes Defensed</b>	1 at Los Angeles Chargers, Oct 25, 2020		



**2020 GAME-BY-GAME REGULAR-SEASON STATISTICS (JAGUARS)**

DATE	OPPONENT	P/S	TACKLES							INTERCEPTIONS					O. FUMB			ST					MISC		SCORE	
			TK	S	A	SK	YDS	TFL	YDS	QBH	NO	YDS	LG	TD	PD	FF	FR	YDS	TK	S	A	FF	FR	S		A
09/13	Colts	S	2	0	2	0.0	0.0	0	0	1	0	0	0	0	0	0	0	0	0	0	0	0	0	0	W	27-20
09/20	at Titans	S	1	0	1	0.0	0.0	0	0	2	0	0	0	0	0	0	0	0	0	0	0	0	0	L	30-33	
09/24	Dolphins	S	2	2	0	1.0	4.0	2	9	3	0	0	0	0	0	0	0	0	0	0	0	0	0	L	13-31	
10/04	at Bengals	S	2	2	0	1.0	0.0	0	0	1	0	0	0	0	0	0	0	0	0	0	0	0	0	L	25-33	
10/11	at Texans										INACTIVE												L	14-30		
10/18	Lions										DID NOT PLAY												L	16-34		
10/25	at Chargers	P	0	0	0	0.0	0.0	0	0	1	0	0	0	0	1	0	0	0	0	0	0	0	0	L	29-39	
11/08	Texans	S	4	1	3	0.5	3.0	0	0	2	0	0	0	0	0	0	0	0	0	0	0	0	0	L	25-27	
11/15	at Packers	S	2	2	0	0.0	0.0	0	0	1	0	0	0	0	0	0	0	0	0	0	0	0	0	L	20-24	
11/22	Steelers	S	0	0	0	0.0	0.0	0	0	0	0	0	0	0	0	0	0	0	0	0	0	0	0	L	3-27	
11/29	Browns										DID NOT PLAY												L	25-27		
12/06	at Vikings										DID NOT PLAY												L	24-27+		
12/13	Titans										DID NOT PLAY												L	10-31		
12/20	at Ravens										DID NOT PLAY												L	14-40		
12/27	Bears										INJURED RESERVE												L	17-41		
01/03	at Colts										INJURED RESERVE												L	14-28		
<b>2020 TOTALS</b>		<b>8-7</b>	<b>13</b>	<b>7</b>	<b>6</b>	<b>2.5</b>	<b>7.0</b>	<b>2</b>	<b>9</b>	<b>11</b>	<b>0</b>	<b>0</b>	<b>0</b>	<b>0</b>	<b>1</b>	<b>0</b>	<b>0</b>	<b>0</b>	<b>0</b>	<b>0</b>	<b>0</b>	<b>0</b>	<b>0</b>	<b>0</b>	<b>1-15</b>	

+ - Overtime





# TAVON AUSTIN | 34



**POSITION:** WIDE RECEIVER  
**HT:** 5-8 | **WT:** 180 | **DOB:** 3-15-1990  
**COLLEGE:** WEST VIRGINIA  
**HOMETOWN:** BALTIMORE, MD.  
**ACQ:** FA-'21  
**EXP:** 8th YEAR

## KEY TRANSACTIONS

- Originally drafted by the L.A. Rams in the first round (eighth overall) of the 2013 draft
- Traded to Dallas for a sixth round draft choice on 4/28/18
- Signed by Green Bay on 12/1/20
- Signed by Jacksonville on 8/6/21

## PRO

### 2020 (Packers)

- Appeared in four games and posted five receptions for 20 yards (4.0 avg)... Returned three punts for 14 yards (4.7 avg.) with three fair catches... Also appeared in both postseason games, returning two punts for 17 yards (8.5avg)

### 2019 (Cowboys)

- Appeared in 14 games and recorded 13 receptions for 177 yards and one touchdown... Added six rushes for 47 yards and one touchdown and 17 punt returns for 84 yards

### 2018 (Cowboys)

- Played in seven games after suffering a groin injury in the first half of the season, but returned for the finale and both playoff games
- **9/16 vs. NYG:** Scored a touchdown on a 64-yard catch and-run
- **10/7 at HOU:** Recorded his 200th career reception
- **1/15/19 vs. SEA:** Had five punt returns for 73 yards

### 2017 (Rams)

- Played in all 16 games for the second time in his career, starting nine, and rushed a career-high 59 times for 270 yards with one touchdown while catching 13 passes for 47 yards
- Returned 12 punts 53 yards and one kickoff 13

### 2016 (Rams)

- Started all 15 games he played and tallied career-highs in receptions (58-second on the team) and receiving yards (509) with three touchdowns while adding one rushing touchdown on 28 carries for 159 yards
- **10/23 vs NYG:** Led team with 10 receptions, including a 10-yard touchdown catch

### 2015 (Rams)

- Played in all 16 games, starting 15, and caught 52 passes (team-high) for 473 yards with a career-best five touchdowns
- Added four touchdowns and 434 yards on 52 carries while logging 34 punt returns for 268 yards with one score - a 75-yarder
- **9/13 vs. SEA:** Had his punt return for a touchdown against Seattle (9/13) to make him the first player in NFL history with a 75-plus yard punt return touchdown in each of his first three seasons... Also had an 11-yard rushing score to become the fifth player in 20 years with a rushing touchdown and a punt return score in the same game

### 2014 (Rams)

- With eight starts in 15 games, caught 31 passes for 242 yards, rushed 36 times for 224 yards and two touchdowns, returned 35 punts 391 yards with one score and two kickoffs 19 yards
- **12/3 at WAS:** Earned NFC Special Teams Player of the Week finishing the game with 203 combined yards, including a 78-yard punt return for a touchdown

### 2013 (Rams)

- Started three of 13 games played and had 40 catches for 418 yards and four touchdowns; nine runs for 151 yards with one score; 33 punt returns for 280 yards with a 98-yard touchdown; and 18 kick returns for 398 yards.
- Became the first player in NFL history with a 95-yard punt return for a touchdown, an 80-yard receiving touchdown and a 65-yard rushing score in the same season.
- **9/8 vs. ARZ:** Made his NFL debut in the opener
- **11/24 vs. CHI:** Had a 65-yard rushing score - the first rushing touchdown of his career

## COLLEGE

- Named the Big 12 Conference co-Special Teams Player of the Year as a senior at West Virginia in 2012... Also received the Paul Hornung Award, given to the most versatile player in the nation, and was a semi-finalist for the Biletnikoff Award, given to the nation's top receiver
- Led the nation with an average of 223.85 all-purpose yards per game and set school and Big 12 season records with a total of 2,910 all-purpose yards... Became the first Mountaineer to score touchdowns in four different ways in a single season (catch, rush, kick and punt return)

## PERSONAL

- Started at running back and played slot receiver at Dunbar High School in Baltimore, Md., and was a two-time consensus Maryland Player of the Year and all-state choice



- Left school as the state record holder with 790 points scored, 123 touchdowns, 9,258 all-purpose yards and 7,962 rushing yards
- Majored in multidisciplinary studies at West Virginia as a member of the Garrett Ford Academic Honor Roll

### REGULAR SEASON COMPARISON: RECEIVING - CLEVELAND BROWNS

DATE	OPP	W/L	GP/GS	REC	YDS.	AVG.	TD	LG	TGTS	YAC
10/25/15	SL vs. CLV	W	S	4	43	10.8	0	20	7	34
<b>TOTALS</b>		<b>1/0</b>	<b>1/1</b>	<b>4</b>	<b>43</b>	<b>10.8</b>	<b>0</b>	<b>20</b>	<b>7</b>	<b>34</b>

### TAVON AUSTIN'S NFL REGULAR SEASON RUSHING/RECEIVING STATISTICS

DATE	TEAM	GP	GS	RECEIVING					RUSHING					
				NO.	YDS.	AVG.	LG	TD	NO.	YDS.	AVG.	LG	TD	
2013	Rams	13	3	40	418	10.5	81t	4	9	151	16.8	65t	1	
2014	Rams	15	8	31	242	7.8	28	0	36	224	6.2	19	2	
2015	Rams	16	15	52	473	9.1	66t	5	52	434	8.3	60	4	
2016	Rams	15	15	58	509	8.8	43t	3	28	159	5.7	30t	1	
2017	Rams	16	9	13	47	3.6	13	0	59	270	4.6	27t	1	
2018	Cowboys	7	0	8	140	17.5	64t	2	6	55	9.2	18	0	
2019	Cowboys	14	0	13	177	13.6	59t	1	6	47	7.8	20t	1	
2020	49ers	0	0	0	0	0.0	0	0	0	0	0.0	0	0	
				Went from San Francisco to Green Bay.										
2020	Packers	4	0	5	20	4.0	7	0	0	0	0.0	0	0	
2020	TOTAL	4	0	5	20	4.0	7	0	0	0	0.0	0	0	
<b>NFL TOTALS</b>		<b>100</b>	<b>50</b>	<b>220</b>	<b>2,026</b>	<b>9.2</b>	<b>81T</b>	<b>15</b>	<b>196</b>	<b>1,340</b>	<b>6.8</b>	<b>65T</b>	<b>10</b>	

### TAVON AUSTIN'S NFL POSTSEASON RUSHING/RECEIVING STATISTICS

DATE	TEAM	GP	GS	RECEIVING					RUSHING				
				NO.	YDS.	AVG.	LG	TD	NO.	YDS.	AVG.	LG	TD
2017	Rams	1	1	0	0	0.0	0	0	0	0	0.0	0	0
2018	Cowboys	2	1	2	5	2.5	7	0	1	-3	-3.0	-3	0
2020	Packers	2	0	0	0	0.0	0	0	0	0	0.0	0	0
<b>NFL TOTALS</b>		<b>5</b>	<b>2</b>	<b>2</b>	<b>5</b>	<b>2.5</b>	<b>7</b>	<b>0</b>	<b>1</b>	<b>-3</b>	<b>-3.0</b>	<b>0</b>	<b>0</b>

### TAVON AUSTIN'S NFL REGULAR SEASON RETURN STATISTICS

DATE	TEAM	KICKOFF RETURNS					PUNT RETURNS					
		RET.	YDS.	AVG.	LG	TD	NO.	FC	YDS.	AVG.	LG	TD
2013	Rams	18	398	22.1	32	0	33	11	280	8.5	98t	1
2014	Rams	2	19	9.5	11	0	35	23	391	11.2	78t	1
2015	Rams	3	16	5.3	7	0	34	15	268	7.9	75t	1
2016	Rams	1	5	5.0	5	0	44	16	364	8.3	47	0
2017	Rams	1	13	13.0	13	0	12	1	53	4.4	12	0
2018	Cowboys	0	0	0.0	0	0	10	7	58	5.8	22	0
2019	Cowboys	0	0	0.0	0	0	17	9	84	4.9	15	0
2020	49ers	0	0	0.0	0	0	0	0	0	0.0	0	0
				Went from San Francisco to Green Bay.								
2020	Packers	0	0	0.0	0	0	3	3	14	4.7	7	0
2020	TOTAL	0	0	0.0	0	0	3	3	14	4.7	7	0
<b>NFL TOTALS</b>		<b>25</b>	<b>451</b>	<b>18.0</b>	<b>32</b>	<b>0</b>	<b>188</b>	<b>85</b>	<b>1,512</b>	<b>8.0</b>	<b>98T</b>	<b>3</b>

### TAVON AUSTIN'S NFL POSTSEASON RETURN STATISTICS

DATE	TEAM	KICKOFF RETURNS					PUNT RETURNS					
		RET.	YDS.	AVG.	LG	TD	NO.	FC	YDS.	AVG.	LG	TD
2017	Rams	0	0	0.0	0	0	0	0	0	0.0	0	0
2018	Cowboys	0	0	0.0	0	0	5	0	73	14.6	51	0
2020	Packers	0	0	0.0	0	0	2	3	17	8.5	9	0
<b>NFL TOTALS</b>		<b>0</b>	<b>0</b>	<b>0.0</b>	<b>0</b>	<b>0</b>	<b>7</b>	<b>3</b>	<b>90</b>	<b>12.9</b>	<b>51</b>	<b>0</b>



### SINGLE-GAME HIGHS: RUSHING/RECEIVING

<b>Rush Attempts</b>	10 at Seattle Seahawks, Dec 17, 2017 8 at Minnesota Vikings, Nov 08, 2015	<b>Longest Kickoff Return</b>	32 at Arizona Cardinals, Dec 08, 2013 32 vs. Seattle Seahawks, Oct 28, 2013 ...1 more at 32.
<b>Rushing Yards</b>	66 at Minnesota Vikings, Nov 08, 2015 65 vs. Chicago Bears, Nov 24, 2013	<b>Fair Catches</b>	4 vs. Arizona Cardinals, Dec 11, 2014 4 at Arizona Cardinals, Nov 09, 2014
<b>Longest Runs</b>	65t vs. Chicago Bears, Nov 24, 2013 60 at Cincinnati Bengals, Nov 29, 2015	<b>Punt Return Yards</b>	145 at Indianapolis Colts, Nov 10, 2013 143 at Washington, Dec 07, 2014
<b>Rushing TDs</b>	1 vs. Philadelphia Eagles, Oct 20, 2019 1 vs. Seattle Seahawks, Oct 08, 2017 ...8 more at 1.	<b>Longest Punt Return</b>	98t at Indianapolis Colts, Nov 10, 2013 78t at Washington, Dec 07, 2014
<b>Receptions</b>	10 vs. New York Giants, Oct 23, 2016 7 vs. Atlanta Falcons, Dec 11, 2016 ...1 more at 7.	<b>Punt Returns</b>	7 vs. Atlanta Falcons, Dec 11, 2016 6 vs. San Francisco 49ers, Sep 26, 2013
<b>Receiving Yards</b>	138 at Indianapolis Colts, Nov 10, 2013 98 vs. San Francisco 49ers, Nov 01, 2015	<b>Punt Return TDs</b>	1 vs. Seattle Seahawks, Sep 13, 2015 1 at Washington, Dec 07, 2014 ...1 more at 1.
<b>Longest Receptions</b>	81t at Indianapolis Colts, Nov 10, 2013 66t vs. San Francisco 49ers, Nov 01, 2015	<b>Special Teams Tackles</b>	1 at San Francisco 49ers, Sep 21, 2017
<b>Receiving TDs</b>	2 at Arizona Cardinals, Oct 04, 2015 2 at Indianapolis Colts, Nov 10, 2013 ...1 more at 2.	<b>Miscellaneous Tackles</b>	1 vs. Atlanta Falcons, Dec 11, 2016 1 vs. New York Giants, Oct 23, 2016 ...4 more at 1.
<b>All-Purpose Yards</b>	314 at Indianapolis Colts, Nov 10, 2013 203 at Washington, Dec 07, 2014	<b>Most TDs</b>	3 at Indianapolis Colts, Nov 10, 2013 2 vs. Tampa Bay Buccaneers, Dec 17, 2015 ...4 more at 2.
<b>Kickoff Returns</b>	4 at Arizona Cardinals, Dec 08, 2013 4 at San Francisco 49ers, Dec 01, 2013	<b>Receiving Average</b>	24.5 vs. San Francisco 49ers, Nov 01, 2015 16.4 at Tampa Bay Buccaneers, Sep 25, 2016
<b>Kickoff Return Yards</b>	95 at Arizona Cardinals, Dec 08, 2013 79 vs. Seattle Seahawks, Oct 28, 2013	<b>Punt Return Average</b>	36.3 at Indianapolis Colts, Nov 10, 2013 35.8 at Washington, Dec 07, 2014

### SINGLE-GAME HIGHS - POSTSEASON: RUSHING/RECEIVING

<b>Rush Attempts</b>	1 vs. Seattle Seahawks, Jan 05, 2019	<b>Fair Catches</b>	2 vs. Tampa Bay Buccaneers, Jan 24, 2021
<b>Receptions</b>	1 at Los Angeles Rams, Jan 12, 2019 1 vs. Seattle Seahawks, Jan 05, 2019	<b>Punt Return Yards</b>	73 vs. Seattle Seahawks, Jan 05, 2019 17 vs. Los Angeles Rams, Jan 16, 2021
<b>Receiving Yards</b>	7 vs. Seattle Seahawks, Jan 05, 2019	<b>Longest Punt Return</b>	51 vs. Seattle Seahawks, Jan 05, 2019 9 vs. Los Angeles Rams, Jan 16, 2021 ...2 more at 9.
<b>Longest Receptions</b>	7 vs. Seattle Seahawks, Jan 05, 2019	<b>Punt Returns</b>	5 vs. Seattle Seahawks, Jan 05, 2019 2 vs. Los Angeles Rams, Jan 16, 2021
<b>All-Purpose Yards</b>	77 vs. Seattle Seahawks, Jan 05, 2019 17 vs. Los Angeles Rams, Jan 16, 2021		

### 100-YARD RECEIVING GAMES (1): REGULAR SEASON

DATE	TEAM	NO.	YDS.	AVG.	LG	TD
11/10/13	at Colts	2	138	69.0	81t	2

### 2020 GAME-BY-GAME REGULAR-SEASON STATISTICS (49ERS/PACKERS)

DATE	OPPONENT	P/S	RECEIVING					RUSHING					W/L	SCORE
			NO.	YDS.	AVG.	LG	TD	NO.	YDS.	AVG.	LG	TD		
09/13	Cardinals												L	20-24
09/20	at Jets												W	31-13
09/27	at Giants												W	36-9
10/04	Eagles												L	20-25
10/11	Dolphins												L	17-43
10/18	Rams												W	24-16
10/25	at Patriots												W	33-6
							Went from <b>49ers</b> to <b>Packers</b> .							
11/01	Vikings												L	22-28
11/05	at 49ers												W	34-17
11/15	Jaguars												W	24-20
11/22	at Colts												L	31-34+
11/29	Bears												W	41-25
12/06	Eagles												W	30-16
12/13	at Lions	P	2	8	4.0	5	0	0	0.0	0	0	0	W	31-24
12/19	Panthers	P	0	0	0.0	0	0	0	0.0	0	0	0	W	24-16
12/27	Titans	P	2	5	2.5	6	0	0	0.0	0	0	0	W	40-14
01/03	at Bears	P	1	7	7.0	7	0	0	0.0	0	0	0	W	35-16
<b>2020 TOTALS</b>		<b>4-0</b>	<b>5</b>	<b>20</b>	<b>4.0</b>	<b>7</b>	<b>0</b>	<b>0</b>	<b>0.0</b>	<b>0</b>	<b>0</b>	<b>0</b>	<b>0</b>	<b>12-5</b>

+ - Overtime

### 2020 GAME-BY-GAME POSTSEASON STATISTICS (PACKERS)

DATE	OPPONENT	P/S	RECEIVING					RUSHING					W/L	SCORE
			NO.	YDS.	AVG.	LG	TD	NO.	YDS.	AVG.	LG	TD		
01/16	Rams	P	0	0	0.0	0	0	0	0.0	0	0	0	W	32-18
01/24	Buccaneers	P	0	0	0.0	0	0	0	0.0	0	0	0	L	26-31
<b>2020 TOTALS</b>		<b>2-0</b>	<b>0</b>	<b>0</b>	<b>0.0</b>	<b>0</b>	<b>0</b>	<b>0</b>	<b>0.0</b>	<b>0</b>	<b>0</b>	<b>0</b>	<b>0</b>	<b>1-1</b>





# LUQ BARCOO | 36



**POSITION:** CORNERBACK  
**HT:** 6-1 | **WT:** 180 | **DOB:** 7-27-1998  
**COLLEGE:** SAN DIEGO STATE  
**HOMETOWN:** SAN DIEGO, CALIF.  
**ACQ:** FA-20  
**EXP:** 2nd YEAR

@luqmanbarcoo

@luq\_barcoo

## KEY TRANSACTIONS

- Originally signed as a rookie free agent on 5/5/20

## PRO

### 2020 (Jaguars)

- Saw action in three games, making one start... Compiled 10 tackles (seven solo) and one pass defense
- 11/22 vs. PIT:** Made his NFL debut and registered one tackle
- 11/29 vs. CLE:** Started at cornerback and posted four tackles, including one tackle for loss
- 12/6 at MIN:** Saw action at cornerback and made five tackles and one pass defended

## COLLEGE

- Played in 24 games in two seasons at San Diego State
- Earned Third-Team Associated Press All-American after registering 55 tackles, 25 passes defended and an NCAA-leading nine INTs
- Became the first Aztec defensive back in program history to garner Walter Camp All-American accolades in program history
- Played in 11 games in his first season at San Diego State (2018) and had 20 tackles, four passes defended and one INT
- Played both wide receiver and cornerback from 2016-17 at Grossmont Community College, where he caught 35 passes for 767 yards and seven TDs in 2017
- Recorded three INTs with the Griffins and was an all-conference selection

## PERSONAL

- Played at Castle Park (Chula Vista, Calif.) High School and caught 71 passes for 1,314 yards (18.5 avg.) and 15 TDs
- Majored in social science at San Diego State

### LUQ BARCOO'S NFL REGULAR SEASON DEFENSIVE STATISTICS

DATE	TEAM	GP	TACKLES							INTERCEPTIONS					O. FUMB			ST				MISC				
			GS	TK	S	A	TFL	YDS	SK	YDS	QBH	NO	YDS	LG	TD	PD	FF	FR	YDS	TK	S	A	FF	FR	S	A
2020	Jaguars	3	1	10	7	3	1	1	0.0	0.0	0	0	0	0	0	1	0	0	0	0	0	0	0	0	0	0
<b>NFL TOTALS</b>		<b>3</b>	<b>1</b>	<b>10</b>	<b>7</b>	<b>3</b>	<b>1</b>	<b>1</b>	<b>0.0</b>	<b>0.0</b>	<b>0</b>	<b>0</b>	<b>0</b>	<b>0</b>	<b>1</b>	<b>0</b>	<b>0</b>	<b>0</b>	<b>0</b>	<b>0</b>	<b>0</b>	<b>0</b>	<b>0</b>	<b>0</b>	<b>0</b>	

### SINGLE-GAME HIGHS: DEFENSIVE

**Total Tackles** 5 at Minnesota Vikings, Dec 06, 2020      **Tackles For Loss** 1 vs. Cleveland Browns, Nov 29, 2020  
 4 vs. Cleveland Browns, Nov 29, 2020  
**Passes Defended** 1 at Minnesota Vikings, Dec 06, 2020

### 2020 GAME-BY-GAME REGULAR-SEASON STATISTICS (JAGUARS)

DATE	OPPONENT	P/S	TACKLES							INTERCEPTIONS					O. FUMB			ST				MISC		W/L	SCORE		
			TK	S	A	SK	YDS	TFL	YDS	QBH	NO	YDS	LG	TD	PD	FF	FR	YDS	TK	S	A	FF	FR			S	A
09/13	Colts																									W	27-20
09/20	at Titans																									L	30-33
09/24	Dolphins																									L	13-31
10/04	at Bengals																									L	25-33
10/11	at Texans																									L	14-30
10/18	Lions																									L	16-34
10/25	at Chargers																									L	29-39
11/08	Texans																									L	25-27
11/15	at Packers																									L	20-24
11/22	Steelers	P	1	0	1	0.0	0.0	0	0	0	0	0	0	0	0	0	0	0	0	0	0	0	0	0	0	L	3-27
11/29	Browns	S	4	2	2	0.0	0.0	1	1	0	0	0	0	0	0	0	0	0	0	0	0	0	0	0	0	L	25-27
12/06	at Vikings	P	5	5	0	0.0	0.0	0	0	0	0	0	0	0	1	0	0	0	0	0	0	0	0	0	0	L	24-27+
12/13	Titans																									L	10-31
12/20	at Ravens																									L	14-40
12/27	Bears																									L	17-41
01/03	at Colts																									L	14-28
<b>2020 TOTALS</b>		<b>3-1</b>	<b>10</b>	<b>7</b>	<b>3</b>	<b>0.0</b>	<b>0.0</b>	<b>1</b>	<b>1</b>	<b>0</b>	<b>0</b>	<b>0</b>	<b>0</b>	<b>0</b>	<b>1</b>	<b>0</b>	<b>0</b>	<b>0</b>	<b>0</b>	<b>0</b>	<b>0</b>	<b>0</b>	<b>0</b>	<b>0</b>	<b>0</b>	<b>1-15</b>	

+ - Overtime





# BEN BARTCH | 78



**POSITION:** OFFENSIVE LINEMAN

**HT:** 6-6 | **WT:** 315 | **DOB:** 7-22-1998

**COLLEGE:** ST. JOHN'S (MINN.)

**HOMETOWN:** DAYTON, ORE.

**ACQ:** D4-'20

**EXP:** 2nd YEAR

## KEY TRANSACTIONS

- Originally drafted by Jacksonville in the fourth round (116th overall) of the 2020 draft

## PRO

### 2020 (Jaguars)

- Saw action in 13 games as a rookie on the offensive line, making one start... Part of an offensive line that helped rookie RB James Robinson tally the most scrimmage yards (1,414), and the second-most rushing yards (1,070), by an undrafted rookie in NFL history
- 10/18 vs. DET:** Saw action at right guard after OL A.J. Cann exited the game with a shoulder injury and on special teams
- 12/13 vs. TEN:** Made his first career start at left guard

## COLLEGE

- Began his collegiate career as a tight end prior to moving to left tackle
- Started 14 games at left tackle as a senior and was named First-Team All-Minnesota Intercollegiate Athletic Conference honors and a Division III All-American
- Became the first player from St. John's (Minn.) drafted since 1974 and the first player to be drafted from the Minnesota Intercollegiate Athletic Conference since 2003
- Also competed on St. John's track and field team in shot put and the discus
- Named to the 2019 Allstate American Football Coaches Association (AFCA) Good Works Team, an award established to recognize a select group of college football players who have made a commitment to service and enriching the lives of others

## PERSONAL

- In an effort to gain weight after moving to the offensive line, consumed a protein shake daily of seven scrambled eggs, a tub of cottage cheese, quick grits, peanut butter, bananas and gatorade while in college
- Studied in South Africa during the spring of 2019, where he served as a computer lab tutor for children ages kindergarten-seventh grade at Seyisi Primary School (New Brighton, South Africa)
- Volunteered with Catholic Charities' Meals on Wheels in fall of 2018 in nearby St. Joseph, Minn. and served as an after-school tutor for a sixth-grade student at All Saints Academy
- Volunteered at Newman, the Roman Catholic parish at the University of Wisconsin-Eau Claire's Ecumenical Religious Center, in 2017 and 2018 when visiting his grandmother during breaks in the academic year
- Majored in psychology and has an interest in sports psychology and mental skills training

## BEN BARTCH'S NFL REGULAR SEASON STATISTICS

DATE	TEAM	GP	GS
2020	Jaguars	13	1
<b>NFL TOTALS</b>		<b>13</b>	<b>1</b>

## 2020 GAME-BY-GAME REGULAR-SEASON STATISTICS (JAGUARS)

DATE	OPPONENT	P/S	W/L	SCORE
09/13	Colts	P	W	27-20
09/20	at Titans	P	L	30-33
09/24	Dolphins	P	L	13-31
10/04	at Bengals	P	L	25-33
10/11	at Texans	P	L	14-30
10/18	Lions	P	L	16-34
10/25	at Chargers	P	L	29-39
11/08	Texans	P	L	25-27
11/15	at Packers	P	L	20-24
11/22	Steelers	P	L	3-27
11/29	Browns	P	L	25-27
12/06	at Vikings	P	L	24-27+
12/13	Titans	S	L	10-31
12/20	at Ravens		L	14-40
12/27	Bears		L	17-41
01/03	at Colts		L	14-28
<b>2020 TOTALS</b>		<b>13-1</b>	<b>1-15</b>	

+ - Overtime



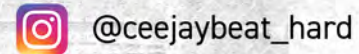




# C.J. BEATHARD | 3



**POSITION:** QUARTERBACK  
**HT:** 6-2 | **WT:** 215 | **DOB:** 11-16-1993  
**COLLEGE:** IOWA  
**HOMETOWN:** FRANKLIN, TENN.  
**ACQ:** UFA (S.F.)-'21  
**EXP:** 5th YEAR



## KEY TRANSACTIONS

- Originally drafted by San Francisco in the third round (107th overall) in the 2017 Draft
- Signed by Jacksonville as an unrestricted free agent on 3/24/21

## PRO

### 2020 (49ers)

- Appeared in six games (two starts) and completed 66 of 104 attempts for 787 yards and six TDs.

### 2019 (49ers)

- Did not play

### 2018 (49ers)

- Played in six games (five starts) and completed 102 of 169 attempts for 1,252 yards and eight TDs
- 9/30 at LAC:** Completed 23 of 37 attempts for 298 yards and tied his career high with two TDs

### 2017 (49ers)

- Played in seven games (five starts) and completed 123 of 224 attempts for 1,430 yards and four TDs. Set the single-season franchise record for attempts (224), completions (123) and passing yards (1,430) by a rookie quarterback
- Added 26 carries for 136 yds. and three TDs rushing
- His three rushing TDs set the single-season franchise record for rushing TDs by a rookie quarterback

## COLLEGE

- In four seasons with Iowa, played in 41 games (28 starts) and completed 454 of 782 attempts. for 5,562 yards., 40 TDs and 19 INTs
- Finished his collegiate career ranked sixth in school history in career TD passes (40), seventh in completions. (454) and attempts (782) and eighth in passing yards (5,562)
- In 2016, was named a captain and earned Academic All-Big Ten and honorable mention All-Big Ten honors
- As a junior, was named the team's Most Valuable Player (offense) and was named a captain
- Also earned Second-Team All-Big Ten honors, the "Extra Heartbeat" Award (offense) and Players' Choice Award (offense)

## PERSONAL

- Attended Battle Ground Academy (Franklin, Tenn.), and led the state of Tennessee in passing yards, completions and TDs as a junior and senior
- Earned first-team all-state honors and was runner-up for "Mr. Football Award" in Tennessee as a senior
- Named first-team all-region and region MVP as a junior and senior
- Four-year letterman in both football and baseball
- Born Casey Jarrett Beathard
- Majored in leisure studies (recreation and sport business) at Iowa

### C.J. BEATHARD'S NFL REGULAR SEASON PASSING STATISTICS

DATE	TEAM	GP	GS	ATT.	CMP.	PCT.	YDS	AVG.	TD	INT.	LG	SK	LST	RATE
2017	49ers	7	5	224	123	54.9	1,430	6.4	4	6	83t	19	141	69.2
2018	49ers	6	5	169	102	60.4	1,252	7.4	8	7	82t	18	156	81.8
2019	49ers	0	0	0	0	0.0	0	0.0	0	0	0	0	0	0.0
2020	49ers	6	2	104	66	63.5	787	7.6	6	0	49t	9	71	105.7
<b>TOTALS</b>		<b>19</b>	<b>12</b>	<b>497</b>	<b>291</b>	<b>58.6</b>	<b>3,469</b>	<b>7.0</b>	<b>18</b>	<b>13</b>	<b>83T</b>	<b>46</b>	<b>368</b>	<b>81.1</b>

### C.J. BEATHARD'S NFL POSTSEASON PASSING STATISTICS

DATE	TEAM	GP	GS	ATT.	CMP.	PCT.	YDS	AVG.	TD	INT.	LG	SK	LST	RATE
2019	49ers	0	0	0	0	0.0	0	0.0	0	0	0	0	0	0.0
<b>TOTALS</b>		<b>0</b>	<b>0</b>	<b>0</b>	<b>0</b>	<b>0.0</b>	<b>0</b>	<b>0.0</b>	<b>0</b>	<b>0</b>	<b>0</b>	<b>0</b>	<b>0</b>	<b>0.0</b>

### C.J. BEATHARD'S NFL REGULAR SEASON RUSHING STATISTICS

DATE	TEAM	NO.	YDS.	AVG.	LG	TD
2017	49ers	26	136	5.2	16	3
2018	49ers	19	69	3.6	13	1
2019	49ers	0	0	0.0	0	0
2020	49ers	6	28	4.7	17	0
<b>TOTALS</b>		<b>51</b>	<b>233</b>	<b>4.6</b>	<b>17</b>	<b>4</b>



**C.J. BEATHARD'S NFL POSTSEASON RUSHING STATISTICS**

DATE	TEAM	NO.	YDS.	AVG.	LG	TD
2019	49ers	0	0	0.0	0	0
<b>TOTALS</b>		<b>0</b>	<b>0</b>	<b>0.0</b>	<b>0</b>	<b>0</b>

**C.J. BEATHARD'S NFL REGULAR SEASON PASSING/RUSHING STATISTICS**

DATE	TEAM	GP	GS	PASSING											RUSHING				
				ATT.	CMP.	PCT.	YDS	AVG.	TD	INT.	LG	SK	LST	RATE	NO.	YDS.	AVG.	LG	TD
2017	49ers	7	5	224	123	54.9	1,430	6.4	4	6	83t	19	141	69.2	26	136	5.2	16	3
2018	49ers	6	5	169	102	60.4	1,252	7.4	8	7	82t	18	156	81.8	19	69	3.6	13	1
2019	49ers	0	0	0	0	0.0	0	0.0	0	0	0	0	0	0.0	0	0	0.0	0	0
2020	49ers	6	2	104	66	63.5	787	7.6	6	0	49t	9	71	105.7	6	28	4.7	17	0
<b>TOTALS</b>		<b>19</b>	<b>12</b>	<b>497</b>	<b>291</b>	<b>58.6</b>	<b>3,469</b>	<b>7.0</b>	<b>18</b>	<b>13</b>	<b>83T</b>	<b>46</b>	<b>368</b>	<b>81.1</b>	<b>51</b>	<b>233</b>	<b>4.6</b>	<b>17</b>	<b>4</b>

**C.J. BEATHARD'S NFL POSTSEASON PASSING/RUSHING STATISTICS**

DATE	TEAM	GP	GS	PASSING											RUSHING				
				ATT.	CMP.	PCT.	YDS	AVG.	TD	INT.	LG	SK	LST	RATE	NO.	YDS.	AVG.	LG	TD
2019	49ers	0	0	0	0	0.0	0	0.0	0	0	0	0	0	0.0	0	0	0.0	0	0
<b>TOTALS</b>		<b>0</b>	<b>0</b>	<b>0</b>	<b>0</b>	<b>0.0</b>	<b>0</b>	<b>0.0</b>	<b>0</b>	<b>0</b>	<b>0</b>	<b>0</b>	<b>0</b>	<b>0.0</b>	<b>0</b>	<b>0</b>	<b>0.0</b>	<b>0</b>	<b>0</b>

**SINGLE-GAME HIGHS: QUARTERBACK**

<b>Pass Attempts</b>	54 vs. Arizona Cardinals, Oct 07, 2018 51 vs. Arizona Cardinals, Nov 05, 2017	<b>Passer Rating</b>	125.4 at Arizona Cardinals, Dec 26, 2020 123.4 vs. New York Giants, Nov 12, 2017
<b>Pass Completions</b>	34 vs. Arizona Cardinals, Oct 07, 2018 25 vs. Seattle Seahawks, Jan 03, 2021	<b>Rush Attempts</b>	7 at Los Angeles Chargers, Sep 30, 2018 6 vs. Seattle Seahawks, Nov 26, 2017 ...1 more at 6.
<b>Yards Passing</b>	349 vs. Arizona Cardinals, Oct 07, 2018 298 at Los Angeles Chargers, Sep 30, 2018	<b>Rushing Yards</b>	40 at Philadelphia Eagles, Oct 29, 2017 30 vs. Dallas Cowboys, Oct 22, 2017
<b>TD Passes</b>	3 at Arizona Cardinals, Dec 26, 2020 2 at Green Bay Packers, Oct 15, 2018 ...3 more at 2.	<b>Longest Runs</b>	17 at Arizona Cardinals, Dec 26, 2020 16 vs. Dallas Cowboys, Oct 22, 2017
<b>Long Passes</b>	83t vs. New York Giants, Nov 12, 2017 82t at Los Angeles Chargers, Sep 30, 2018	<b>Rushing TDs</b>	1 vs. Arizona Cardinals, Oct 07, 2018 1 vs. New York Giants, Nov 12, 2017 ...2 more at 1.
<b>Completion Percentage</b>	76.0 vs. New York Giants, Nov 12, 2017 73.7 vs. Philadelphia Eagles, Oct 04, 2020		

**300-YARD PASSING GAMES (1): REGULAR SEASON**

DATE	TEAM	NO.	YDS.	AVG.	LG	TD
10/07/18	CARDINALS	34	349	10.3	45	2

**2020 GAME-BY-GAME REGULAR-SEASON STATISTICS (49ERS)**

DATE	OPPONENT	P/S	PASSING											RUSHING					W/L	SCORE
			ATT	CMP	YDS	PCT	Y/A	Y/C	TD	INT	LG	SK/YD	RATE	ATT	YDS	LG	TD			
09/13	Cardinals																		L	20-24
09/20	at Jets																		W	31-13
09/27	at Giants																		W	36-9
10/04	Eagles	P	19	14	138	73.7	7.3	9.9	0	0	20	1/9	93.8	0	0	0	0	L	20-25	
10/11	Dolphins	P	18	9	94	50.0	5.2	10.4	1	0	19t	2/20	84.0	0	0	0	0	L	17-43	
10/18	Rams																	W	24-16	
10/25	at Patriots																	W	33-6	
11/01	at Seahawks																	L	27-37	
11/05	Packers																	L	17-34	
11/15	at Saints	P	1	0	0	0.0	0.0	0.0	0	0	0	0/0	39.6	0	0	0	0	L	13-27	
11/29	at Rams																	W	23-20	
12/07	Bills																	L	24-34	
12/13	Washington																	L	15-23	
12/20	at Cowboys	P	7	5	100	71.4	14.3	20.0	1	0	49t	0/0	153.3	0	0	0	0	L	33-41	
12/26	at Cardinals	S	22	13	182	59.1	8.3	14.0	3	0	27	3/11	125.4	3	18	17	0	W	20-12	
01/03	Seahawks	S	37	25	273	67.6	7.4	10.9	1	0	45	3/31	98.1	3	10	7	0	L	23-26	
<b>2020 TOTALS</b>		<b>6-2</b>	<b>104</b>	<b>66</b>	<b>787</b>	<b>63.5</b>	<b>7.6</b>	<b>11.9</b>	<b>6</b>	<b>0</b>	<b>49T</b>	<b>9/71</b>	<b>105.7</b>	<b>6</b>	<b>28</b>	<b>17</b>	<b>0</b>	<b>6-10</b>		





# MALCOM BROWN | 98



**POSITION:** DEFENSIVE TACKLE  
**HT:** 6-2 | **WT:** 330 | **DOB:** 2-2-1994  
**COLLEGE:** TEXAS  
**HOMETOWN:** BRENHAM, TEXAS  
**ACQ:** T (N.O.) -'21  
**EXP:** 7th YEAR

## KEY TRANSACTIONS

- Originally selected by the Patriots in the first round (32nd overall) of the 2015 NFL draft
- Agreed to terms with the New Orleans Saints on a three-year contract on 3/14/19
- Acquired by Jacksonville in a trade with the Saints on 3/17/21

## PRO

### 2020 (Saints)

- Started and played in 13 games, finished the year with 27 total tackles, 1.0 sack and two QB hits
- **11/15 vs. S.F.:** Started and recorded his first sack of the season along with one solo tackle
- **10/25 vs. CAR:** Started and made one solo tackle in a run-stopping effort where New Orleans allowed only 37 yards rushing on 14 carries (2.6 avg.)

### 2019 (Saints)

- Started all 16 games, recorded 34 tackles (18 solo), 2.0 sacks, one pass defended and one fumble recovery
- **11/24 vs. CAR:** Recorded season-high five tackles (two solo) in the fourth quarter of come-from-behind win
- **12/29 at CAR:** Had two tackles (one solo) and one fumble recovery

### 2018 (Patriots)

- Appeared in 15 games with 14 starts posting 39 tackles (19 solo) and one fumble recovery
- **12/23 vs. BUF:** Made two tackles while also adding a key fumble recovery late in the third quarter that ended a scoring opportunity

### 2017 (Patriots)

- Started 12-of-13 regular-season games he played in and compiled 49 tackles and 2.5 sacks
- Started all three postseason contests and posted 12 tackles
- **12/3 at BUF:** Started at defensive tackle and finished second on the team with a season-high tying seven tackles, while adding a half sack in the victory
- **2/4/18 vs. PHI:** Started at defensive tackle and finished with six tackles in Super Bowl LII

### 2016 (Patriots)

- Played in all 16 regular-season games with 13 starts and tallied 50 tackles, 3.0 sacks, one forced fumble and one safety
- Started all three postseason contests and posted 11 tackles and 1.0 sack
- **11/13 vs. SEA:** Recorded five total tackles and one forced fumble
- **1/14/17 vs. HOU:** Sacked Brock Osweiler for a 9-yard loss in Divisional Round win

### 2015 (Patriots)

- Played in all 16 regular season games with 12 starts and led Patriots rookies with 48 tackles, 3.0 sacks and two fumble recoveries
- **9/10 vs. PIT:** Made NFL debut in the win starting at defensive tackle and posting his first career sack
- **11/15 at NYG:** Started at defensive tackle and posted a season-high seven tackles in the win

## COLLEGE

- At Texas, started 26-of-39 games over his three-year career and finished with 165 tackles, 8.5 sacks, 29 tackles for loss, two forced fumbles, two fumble recoveries and six passes defended
- A consensus First-Team Big-12 and All America selection as junior in 2014, became first defensive tackle to lead Longhorns in sacks (5.5) and tackles for loss (13) since 1984

## PERSONAL

- Was a high school All-American at Brenham High School and was rated as the second-best defensive tackle in the nation by ESPN
- Three-year starter who tallied 125 tackles, 66 tackles for loss, 91 quarterback hits, 24.0 sacks, nine forced fumbles and four fumble recoveries, helping Brenham post a 34-5 record over his final three seasons
- Also lettered in basketball and track and field

## MALCOM BROWN'S NFL REGULAR SEASON DEFENSIVE STATISTICS

DATE	TEAM	GP	GS	TACKLES							INTERCEPTIONS					O. FUMB			ST		MISC						
				TK	S	A	TFL	YDS	SK	YDS	QBH	NO	YDS	LG	TD	PD	FF	FR	YDS	TK	S	A	FF	FR	S	A	
2015	Patriots	16	12	48	31	17	6	25	3.0	17.0	5	0	0	0	0	0	0	2	0	0	0	0	0	0	0	0	0
2016	Patriots	16	13	50	24	26	4	28	3.0	28.0	5	0	0	0	0	0	1	0	0	0	0	0	0	0	0	0	
2017	Patriots	13	12	49	29	20	4	24	2.5	18.5	5	0	0	0	0	0	0	0	0	0	0	0	0	0	0	0	
2018	Patriots	15	14	39	19	20	0	0	0.0	0.0	1	0	0	0	0	0	0	1	0	0	0	0	0	0	0	0	
2019	Saints	16	16	34	18	16	6	24	2.0	11.0	5	0	0	0	0	1	0	1	0	0	0	0	0	0	0	0	
2020	Saints	13	13	27	9	18	3	11	1.0	10.0	2	0	0	0	0	0	0	0	0	0	0	0	0	0	0	0	
<b>NFL TOTALS</b>		<b>89</b>	<b>80</b>	<b>247</b>	<b>130</b>	<b>117</b>	<b>23</b>	<b>112</b>	<b>11.5</b>	<b>84.5</b>	<b>23</b>	<b>0</b>	<b>0</b>	<b>0</b>	<b>0</b>	<b>0</b>	<b>1</b>	<b>1</b>	<b>4</b>	<b>0</b>	<b>0</b>	<b>0</b>	<b>0</b>	<b>0</b>	<b>0</b>	<b>0</b>	



**MALCOM BROWN'S NFL POSTSEASON DEFENSIVE STATISTICS**

DATE	TEAM	GP	TACKLES								INTERCEPTIONS						O. FUMB			ST				MISC		
			GS	TK	S	A	TFL	YDS	SK	YDS	QBH	NO	YDS	LG	TD	PD	FF	FR	YDS	TK	S	A	FF	FR	S	A
2015	Patriots	2	2	6	2	4	0	0	0.0	0.0	0	0	0	0	0	0	0	0	0	0	0	0	0	0	0	0
2016	Patriots	3	3	11	5	6	2	10	1.0	9.0	1	0	0	0	0	0	0	0	0	0	0	0	0	0	0	
2017	Patriots	3	3	12	6	6	0	0	0.0	0.0	0	0	0	0	0	0	0	0	0	0	0	0	0	0	0	
2018	Patriots	3	2	4	1	3	0	0	0.0	0.0	0	0	0	0	0	0	0	0	0	0	0	0	0	0	0	
2019	Saints	1	1	2	0	2	0	0	0.5	3.0	1	0	0	0	0	0	0	0	0	0	0	0	0	0	0	
2020	Saints	2	2	3	2	1	0	0	0.0	0.0	0	0	0	0	0	0	0	0	0	0	0	0	0	0	0	
<b>NFL TOTALS</b>		<b>14</b>	<b>13</b>	<b>38</b>	<b>16</b>	<b>22</b>	<b>2</b>	<b>10</b>	<b>1.5</b>	<b>12.0</b>	<b>2</b>	<b>0</b>	<b>0</b>	<b>0</b>	<b>0</b>	<b>0</b>	<b>0</b>	<b>0</b>	<b>0</b>	<b>0</b>	<b>0</b>	<b>0</b>	<b>0</b>	<b>0</b>	<b>0</b>	

**SINGLE-GAME HIGHS: DEFENSIVE**

<b>Total Tackles</b>	7 at Pittsburgh Steelers, Dec 17, 2017 7 at Buffalo Bills, Dec 03, 2017 ...2 more at 7.	<b>Fumble Recoveries</b>	1 at Carolina Panthers, Dec 29, 2019 1 vs. Buffalo Bills, Dec 23, 2018 ...2 more at 1.
<b>Sacks</b>	2.0 at Cleveland Browns, Oct 09, 2016 1.0 at Tampa Bay Buccaneers, Nov 08, 2020 ...8 more at 1.0.	<b>Tackles For Loss</b>	2 vs. Carolina Panthers, Nov 24, 2019 2 vs. Dallas Cowboys, Sep 29, 2019 ...3 more at 2.
<b>Passes Defensed</b>	1 at Tennessee Titans, Dec 22, 2019	<b>Safeties</b>	1 vs. Baltimore Ravens, Dec 12, 2016
<b>Forced Fumbles</b>	1 vs. Seattle Seahawks, Nov 13, 2016		

**SINGLE-GAME HIGHS - POSTSEASON: DEFENSIVE**

<b>Total Tackles</b>	6 vs. Philadelphia Eagles, Feb 04, 2018 6 vs. Houston Texans, Jan 14, 2017	<b>Tackles For Loss</b>	1 vs. Pittsburgh Steelers, Jan 22, 2017 1 vs. Houston Texans, Jan 14, 2017
<b>Sacks</b>	1.0 vs. Houston Texans, Jan 14, 2017 0.5 vs. Minnesota Vikings, Jan 05, 2020		

**2020 GAME-BY-GAME REGULAR-SEASON STATISTICS (SAINTS)**

DATE	OPPONENT	P/S	TACKLES								INTERCEPTIONS						O. FUMB			ST				MISC		W/L	SCORE	
			TK	S	A	SK	YDS	TFL	YDS	QBH	NO	YDS	LG	TD	PD	FF	FR	YDS	TK	S	A	FF	FR	S	A			
09/13	Buccaneers	S	0	0	0	0.0	0.0	0	0	0	0	0	0	0	0	0	0	0	0	0	0	0	0	0	0	W	34-23	
09/21	at Raiders	S	3	2	1	0.0	0.0	0	0	0	0	0	0	0	0	0	0	0	0	0	0	0	0	0	0	L	24-34	
09/27	Packers	S	2	0	2	0.0	0.0	0	0	0	0	0	0	0	0	0	0	0	0	0	0	0	0	0	0	L	30-37	
10/04	at Lions	S	1	0	1	0.0	0.0	0	0	0	0	0	0	0	0	0	0	0	0	0	0	0	0	0	0	W	35-29	
10/12	Chargers	S	4	1	3	0.0	0.0	0	0	0	0	0	0	0	0	0	0	0	0	0	0	0	0	0	0	W	30-27+	
10/25	Panthers	S	1	1	0	0.0	0.0	0	0	0	0	0	0	0	0	0	0	0	0	0	0	0	0	0	0	W	27-24	
11/01	at Bears	S	4	0	4	0.0	0.0	0	0	0	0	0	0	0	0	0	0	0	0	0	0	0	0	0	0	W	26-23+	
11/08	at Buccaneers	S	1	1	0	1.0	10.0	1	10	1	0	0	0	0	0	0	0	0	0	0	0	0	0	0	0	W	38-3	
11/15	49ers	S	3	1	2	0.0	0.0	1	0	0	0	0	0	0	0	0	0	0	0	0	0	0	0	0	0	W	27-13	
11/22	Falcons	S	1	0	1	0.0	0.0	0	0	1	0	0	0	0	0	0	0	0	0	0	0	0	0	0	0	W	24-9	
11/29	at Broncos	S	3	2	1	0.0	0.0	0	0	0	0	0	0	0	0	0	0	0	0	0	0	0	0	0	0	W	31-3	
12/06	at Falcons	S	1	0	1	0.0	0.0	0	0	0	0	0	0	0	0	0	0	0	0	0	0	0	0	0	0	W	21-16	
12/13	at Eagles										ON INACTIVE LIST																L	21-24
12/20	Chiefs										ON INACTIVE LIST																L	29-32
12/25	Vikings										INACTIVE																W	52-33
01/03	at Panthers	S	3	1	2	0.0	0.0	1	1	0	0	0	0	0	0	0	0	0	0	0	0	0	0	0	0	0	W	33-7
<b>2020 TOTALS</b>		<b>13-13</b>	<b>27</b>	<b>9</b>	<b>18</b>	<b>1.0</b>	<b>10.0</b>	<b>3</b>	<b>11</b>	<b>2</b>	<b>0</b>	<b>0</b>	<b>0</b>	<b>0</b>	<b>0</b>	<b>0</b>	<b>0</b>	<b>0</b>	<b>0</b>	<b>0</b>	<b>0</b>	<b>0</b>	<b>0</b>	<b>0</b>	<b>0</b>	<b>0</b>	<b>12-4</b>	

+ - Overtime

**2020 GAME-BY-GAME POSTSEASON STATISTICS (SAINTS)**

DATE	OPPONENT	P/S	TACKLES								INTERCEPTIONS						O. FUMB			ST				MISC		W/L	SCORE	
			TK	S	A	SK	YDS	TFL	YDS	QBH	NO	YDS	LG	TD	PD	FF	FR	YDS	TK	S	A	FF	FR	S	A			
01/10	Bears	S	3	2	1	0.0	0.0	0	0	0	0	0	0	0	0	0	0	0	0	0	0	0	0	0	0	0	W	21-9
01/17	Buccaneers	S	0	0	0	0.0	0.0	0	0	0	0	0	0	0	0	0	0	0	0	0	0	0	0	0	0	0	L	20-30
<b>2020 TOTALS</b>		<b>2-2</b>	<b>3</b>	<b>2</b>	<b>1</b>	<b>0.0</b>	<b>0.0</b>	<b>0</b>	<b>0</b>	<b>0</b>	<b>0</b>	<b>0</b>	<b>0</b>	<b>0</b>	<b>0</b>	<b>0</b>	<b>0</b>	<b>0</b>	<b>0</b>	<b>0</b>	<b>0</b>	<b>0</b>	<b>0</b>	<b>0</b>	<b>0</b>	<b>0</b>	<b>1-1</b>	





# A.J. CANN | 60



**POSITION:** OFFENSIVE LINEMAN

**HT:** 6-3 | **WT:** 320 | **DOB:** 3-10-1991

**COLLEGE:** SOUTH CAROLINA

**HOMETOWN:** BAMBERG, S.C.

**ACQ:** D3-'15

**EXP:** 7th YEAR



@AJCann60



@ajcann60

## KEY TRANSACTIONS

- Originally drafted by Jacksonville in the third round (67th overall) of the 2015 draft
- Re-signed by Jacksonville on 3/3/19

## PRO

### 2020 (Jaguars)

- Started all 15 games in which he appeared at right guard... Part of an offensive line that helped rookie RB James Robinson tally the most scrimmage yards (1,414), and the second-most rushing yards (1,070) by an undrafted rookie in NFL history
- 9/20 at TEN:** Started at right guard and helped the team rush for 165 yards

### 2019 (Jaguars)

- Started all 16 games in which he appeared at right guard... Part of an offensive line that helped RB Leonard Fournette gain 1,674 yards from scrimmage, becoming the only Jaguars player since 2011 to post at least 1,500 scrimmage yards in a single season
- 9/29 at DEN:** Started at right guard, helping RB Leonard Fournette total a career-high 225 yards rushing... Also helped the team gain an average of 7.1 yards per carry for 269 total net rushing yards, the second-most in a single game in franchise history
- 10/6 at CAR:** Started at right guard helping RB Leonard Fournette eclipse the 100-yard mark in back-to-back games for the first time since his rookie season in 2017

### 2018 (Jaguars)

- Started all 15 games in which he appeared at right guard

### 2017 (Jaguars)

- Started 15 games in the regular season and all three postseason contests at right guard... Part of an offensive line that helped the team lead the league in rushing (141.1 yards per game) for the first time in franchise history and allowed a franchise-low 24 sacks

### 2016 (Jaguars)

- Did not miss a snap and was part of a unit that surrendered 34 sacks, its fewest since 2007

### 2015 (Jaguars)

- Rookie offensive lineman started 13 games at right guard

## COLLEGE

- Four-year starter, starting 51 games, the second-most in school history
- Three-time member of the SEC Fall Academic Honor Roll
- In 2014, named First-Team All-America by Sporting News, ESPN.com and CBSSportsline.com
- In 2013, was voted a permanent team captain as a junior

## PERSONAL

- Played on both sides of the ball for Head Coach Kevin Crosby at Bamberg-Ehrhardt (S.C.) High School
- Given name is Aaron
- Has a tattoo on the inside of his right forearm to honor his mother, Catherine, who passed in 2007 from throat cancer
- He and his wife, Kendal, have one daughter, Kennie Amelia, and one son, Artist Jamar (AJ)
- Represented the Humane Society during the NFL's My Cause My Cleats campaign in 2019
- His cat, Carol, is a rescue cat

## A.J. CANN'S NFL REGULAR SEASON STATISTICS

DATE	TEAM	GP	GS
2015	Jaguars	14	13
2016	Jaguars	16	16
2017	Jaguars	15	15
2018	Jaguars	15	15
2019	Jaguars	16	16
2020	Jaguars	15	15
<b>NFL TOTALS</b>		<b>91</b>	<b>90</b>

## A.J. CANN'S NFL POSTSEASON STATISTICS

DATE	TEAM	GP	GS
2017	Jaguars	3	3
<b>NFL TOTALS</b>		<b>3</b>	<b>3</b>




**2020 GAME-BY-GAME REGULAR-SEASON STATISTICS (JAGUARS)**

DATE	OPPONENT	P/S		W/L	SCORE
09/13	Colts	S		W	27-20
09/20	at Titans	S		L	30-33
09/24	Dolphins	S		L	13-31
10/04	at Bengals	S		L	25-33
10/11	at Texans	S		L	14-30
10/18	Lions	S		L	16-34
10/25	at Chargers		ON INACTIVE LIST	L	29-39
11/08	Texans	S		L	25-27
11/15	at Packers	S		L	20-24
11/22	Steelers	S		L	3-27
11/29	Browns	S		L	25-27
12/06	at Vikings	S		L	24-27+
12/13	Titans	S		L	10-31
12/20	at Ravens	S		L	14-40
12/27	Bears	S		L	17-41
01/03	at Colts	S		L	14-28
<b>2020 TOTALS</b>		<b>15-15</b>		<b>1-15</b>	

+ - Overtime





# K'LAVON CHAISSON | 45



**POSITION:** DEFENSIVE END/OUTSIDE LINEBACKER

**HT:** 6-3 | **WT:** 245 | **DOB:** 7-25-1999

**COLLEGE:** LSU

**HOMETOWN:** HOUSTON, TEXAS

**ACQ:** D1-'20

**EXP:** 2nd YEAR

@S4CKGURU

@s4ckguru

## KEY TRANSACTIONS

- Originally drafted by Jacksonville in the first round (20th overall) in the 2020 draft... Pronounced KAY-luh-vahn Chase-on

## PRO

### 2020 (Jaguars)

- Saw action in all 16 games as a rookie, starting three... Amassed 19 tackles (12 solo), three tackles for loss, 1.0 sack and one pass defended
- 9/13 vs. IND:** Saw extensive action (46 snaps) at defensive end in his NFL debut and posted two tackles (one solo)
- 9/20 at TEN:** Saw action at defensive end and posted two tackles, including his first career sack
- 10/11 at HOU:** Made his first career start at defensive end and tallied one tackle and one pass defended

## COLLEGE

- Played in 26 games with 17 starts in his three years with the Tigers
- Capped career with 92 tackles, 19.0 tackles for loss and 9.5 sacks
- Three-time member of the SEC Academic Honor Roll

## PERSONAL

- Inspired by his late father, Kelvin, who was a linebacker at Baylor from 1999-2001
- "I'm not going to sit here and lie to you and say I've always dreamed of playing at the next level or I've always dreamed about playing in the NFL because that's not true. The inspiration to play the sport was something that ran deeper. With my size and the tradition in my family involving the sport, it was sort of an obligation or you were looked at differently."
- Created an Instagram account for his dog, Prince Nino: @lifeofnino
- Also passionate about financial literacy, the environment and social justice

## K'LAVON CHAISSON'S NFL REGULAR SEASON DEFENSIVE STATISTICS

DATE	TEAM	GP	TACKLES							INTERCEPTIONS					O. FUMB			ST				MISC					
			GS	TK	S	A	TFL	YDS	SK	YDS	QBH	NO	YDS	LG	TD	PD	FF	FR	YDS	TK	S	A	FF	FR	S	A	
2020	Jaguars	16	3	19	12	7	3	13	1.0	8.0	9	0	0	0	0	1	0	0	0	0	0	0	0	0	0	0	0
<b>NFL TOTALS</b>		<b>16</b>	<b>3</b>	<b>19</b>	<b>12</b>	<b>7</b>	<b>3</b>	<b>13</b>	<b>1.0</b>	<b>8.0</b>	<b>9</b>	<b>0</b>	<b>0</b>	<b>0</b>	<b>1</b>	<b>0</b>	<b>0</b>	<b>0</b>	<b>0</b>	<b>0</b>	<b>0</b>	<b>0</b>	<b>0</b>	<b>0</b>	<b>0</b>	<b>0</b>	<b>0</b>

## SINGLE-GAME HIGHS: DEFENSIVE

**Total Tackles** 3 at Indianapolis Colts, Jan 03, 2021  
2 vs. Chicago Bears, Dec 27, 2020  
...5 more at 2.

**Passes Defended** 1 at Houston Texans, Oct 11, 2020  
**Tackles For Loss** 1 at Baltimore Ravens, Dec 20, 2020  
1 vs. Pittsburgh Steelers, Nov 22, 2020  
...1 more at 1.


**Sacks** 1.0 at Tennessee Titans, Sep 20, 2020

## 2020 GAME-BY-GAME REGULAR-SEASON STATISTICS (JAGUARS)

DATE	OPPONENT	P/S	TACKLES							INTERCEPTIONS					O. FUMB			ST				MISC		SCORE				
			TK	S	A	SK	YDS	TFL	YDS	QBH	NO	YDS	LG	TD	PD	FF	FR	YDS	TK	S	A	FF	FR		S	A	W/L	
09/13	Colts	P	2	1	1	0.0	0.0	0	0	0	0	0	0	0	0	0	0	0	0	0	0	0	0	0	0	0	W	27-20
09/20	at Titans	P	2	1	1	1.0	8.0	1	8	1	0	0	0	0	0	0	0	0	0	0	0	0	0	0	0	0	L	30-33
09/24	Dolphins	P	2	2	0	0.0	0.0	0	0	1	0	0	0	0	0	0	0	0	0	0	0	0	0	0	0	0	L	13-31
10/04	at Bengals	P	1	0	1	0.0	0.0	0	0	0	0	0	0	0	0	0	0	0	0	0	0	0	0	0	0	0	L	25-33
10/11	at Texans	S	1	0	1	0.0	0.0	0	0	0	0	0	0	0	1	0	0	0	0	0	0	0	0	0	0	0	L	14-30
10/18	Lions	S	0	0	0	0.0	0.0	0	0	0	0	0	0	0	0	0	0	0	0	0	0	0	0	0	0	0	L	16-34
10/25	at Chargers	P	1	1	0	0.0	0.0	0	0	0	0	0	0	0	0	0	0	0	0	0	0	0	0	0	0	0	L	29-39
11/08	Texans	P	0	0	0	0.0	0.0	0	0	0	0	0	0	0	0	0	0	0	0	0	0	0	0	0	0	0	L	25-27
11/15	at Packers	P	0	0	0	0.0	0.0	0	0	0	0	0	0	0	0	0	0	0	0	0	0	0	0	0	0	0	L	20-24
11/22	Steelers	P	2	2	0	0.0	0.0	1	2	0	0	0	0	0	0	0	0	0	0	0	0	0	0	0	0	0	L	3-27
11/29	Browns	P	0	0	0	0.0	0.0	0	0	0	0	0	0	0	0	0	0	0	0	0	0	0	0	0	0	0	L	25-27
12/06	at Vikings	P	2	1	1	0.0	0.0	0	0	2	0	0	0	0	0	0	0	0	0	0	0	0	0	0	0	0	L	24-27+
12/13	Titans	P	0	0	0	0.0	0.0	0	0	3	0	0	0	0	0	0	0	0	0	0	0	0	0	0	0	0	L	10-31
12/20	at Ravens	P	1	1	0	0.0	0.0	1	3	0	0	0	0	0	0	0	0	0	0	0	0	0	0	0	0	0	L	14-40
12/27	Bears	P	2	1	1	0.0	0.0	0	0	1	0	0	0	0	0	0	0	0	0	0	0	0	0	0	0	0	L	17-41
01/03	at Colts	S	3	2	1	0.0	0.0	0	0	1	0	0	0	0	0	0	0	0	0	0	0	0	0	0	0	0	L	14-28
<b>2020 TOTALS</b>		<b>16-3</b>	<b>19</b>	<b>12</b>	<b>7</b>	<b>1.0</b>	<b>8.0</b>	<b>3</b>	<b>13</b>	<b>9</b>	<b>0</b>	<b>0</b>	<b>0</b>	<b>0</b>	<b>1</b>	<b>0</b>	<b>0</b>	<b>0</b>	<b>0</b>	<b>0</b>	<b>0</b>	<b>0</b>	<b>0</b>	<b>0</b>	<b>0</b>	<b>0</b>	<b>1-15</b>	

+ - Overtime







# DJ CHARK JR. | 17



**POSITION:** WIDE RECEIVER  
**HT:** 6-4 | **WT:** 210 | **DOB:** 9-23-1996  
**COLLEGE:** LOUISIANA STATE  
**HOMETOWN:** ALEXANDRIA, LA.  
**ACQ:** D2-'18  
**EXP:** 4th YEAR

 @DJChark82

 @djchark82

## KEY TRANSACTIONS

- Originally drafted by Jacksonville in the second round (61st overall) of the 2018 draft

## PRO

### 2020 (Jaguars)

- Started in 13 games on the season, making 12 starts and amassing 53 receptions for 706 yards (13.3 rec. avg.) and five receiving TDs
- Became the first Jaguars player since WR Allen Robinson (2015-16) to record back-to-back seasons with at least five receiving TDs
- 10/4 at CIN:** Started at wide receiver and collected eight receptions for 95 yards and two TDs
- 11/8 vs. HOU:** Caught seven passes for 146 yards and one TD, marking the third-most receiving yards of his career and his fourth career game with at least 100 yards... His 73-yard TD pass on Jacksonville's third play from scrimmage was the longest reception of his career and the longest reception by a Jaguars players since WR Donte Moncrief (80 yards) on Nov. 11, 2018

### 2019 (Jaguars)

- Earned Pro Bowl honors after tallying 73 receptions for a team-leading 1,008 yards (12.4 rec. avg.) and eight TDs
- Became the first Jaguar to eclipse 1,000 yards receiving in a season since WRs Allen Robinson and Allen Hurns in 2015
- Tied for fourth in the NFL with 10 receptions of at least 30 yards this season
- Tied for ninth in the NFL and third in the AFC with eight TD receptions
- 9/8 vs. K.C.:** Made his first career start, hauling in four receptions for a then-career-best 146 yards (36.5 avg.), including a long of 69 and a 35-yard TD... His 36.5 receiving average was the highest in franchise single game history
- 9/19 vs. TEN:** Started and caught four passes for 76 yards (19.0 avg.) and one TD... Became the youngest player in franchise history (22 years old) to post more than 250 receiving yards through Week 3 of the season... Became the second player in franchise history - and the first since WR Jimmy Smith in 2008 - to catch a TD pass in each of the first three games of the season
- 10/6 at CAR:** Started and earned career-bests in receptions (eight), yards (164) and TDs (two)... Joined former WR Jimmy Smith (Sept. 10, 2000) as the only players to register at least 160 receiving yards and two-plus receiving TDs in a single game

### 2018 (Jaguars)

- Emerged as a contributor on special teams totaling five special teams tackles and averaging 35.4 yards per kickoff return
- Caught 14 passes for 174 yards (12.4 avg.)
- 10/7 at K.C.:** Caught passes of 30 and 38 yards, becoming the eighth rookie in franchise history to record multiple 30-yard catches in a single game

## COLLEGE

- Appeared in 36 games with 15 starts
- Career totals include 66 receptions for 1,351 yards (20.5 rec. avg.) and six TDs with a long reception of 80 yards (TD)
- 2018 Co-MVP of Senior Bowl
- Named a permanent team captain in his senior season as he led the SEC in punt returns for TDs (two) and was second in the league in punt return average (10.8) while also leading the Tigers in receptions (40), receiving yards (874) and tied for the team lead in receiving TDs (three)
- Scored a TD three different ways in 2017, becoming only the seventh player in school history to accomplish the feat

## PERSONAL

- Son of Shirley and Darrell Chark Sr.
- Attended Alexandria (La.) High School where he hauled in 48 receptions for 554 yards and three TDs as a senior on the way to earning Louisiana Class 5A All-State Honorable Mention
- Rushed for 495 yards and five touchdowns and caught 20 passes for 554 yards and six TDs as a junior and was named Honorable Mention All-State for Class 5A as a junior
- Never missed a day of school in 13 years in the Alexandria School System, finished high school with a 3.9 GPA and claimed all three major senior individual honors: Prom King, Mr. ASH and Most Outstanding Athlete
- Learned to swim leading up to the 2018 season at the Winston Family YMCA in Jacksonville
- He and his wife, Chantelle, married in October 2020 in Amelia Island, Fla.
- Has two dogs: English bulldog, Bam Bam, and an Australian shepherd, Dundie Tot, in honor of The Office
- Daughter, Mackenzie, was born May 18, 2021

## DJ CHARK JR.'S NFL REGULAR SEASON RUSHING/RECEIVING STATISTICS

DATE	TEAM	RECEIVING							RUSHING				
		GP	GS	NO.	YDS.	AVG.	LG	TD	NO.	YDS.	AVG.	LG	TD
2018	Jaguars	11	0	14	174	12.4	38	0	0	0	0.0	0	0
2019	Jaguars	15	14	73	1,008	13.8	69	8	2	20	10.0	20	0
2020	Jaguars	13	12	52	687	13.2	73t	5	0	0	0.0	0	0
<b>NFL TOTALS</b>		<b>39</b>	<b>26</b>	<b>139</b>	<b>1,869</b>	<b>13.4</b>	<b>73T</b>	<b>13</b>	<b>2</b>	<b>20</b>	<b>10.0</b>	<b>20</b>	<b>0</b>





## DJ CHARK JR.'S NFL REGULAR SEASON RETURN STATISTICS

DATE	TEAM	KICKOFF RETURNS					PUNT RETURNS					
		RET.	YDS.	AVG.	LG	TD	NO.	FC	YDS.	AVG.	LG	TD
2018	Jaguars	7	186	26.6	47	0	0	0	-8	0.0	0	0
2019	Jaguars	0	0	0.0	0	0	0	0	0	0.0	0	0
2020	Jaguars	0	0	0.0	0	0	0	0	0	0.0	0	0
<b>NFL TOTALS</b>		<b>7</b>	<b>186</b>	<b>26.6</b>	<b>47</b>	<b>0</b>	<b>0</b>	<b>0</b>	<b>-8</b>	<b>0.0</b>	<b>0</b>	<b>0</b>

### SINGLE-GAME HIGHS: RUSHING/RECEIVING

<b>Rush Attempts</b>	1 vs. New York Jets, Oct 27, 2019 1 at Cincinnati Bengals, Oct 20, 2019	<b>All-Purpose Yards</b>	164 at Carolina Panthers, Oct 06, 2019 146 vs. Houston Texans, Nov 08, 2020 ...1 more at 146.
<b>Rushing Yards</b>	20 at Cincinnati Bengals, Oct 20, 2019	<b>Kickoff Returns</b>	3 at Indianapolis Colts, Nov 11, 2018 1 at Houston Texans, Dec 30, 2018 ...3 more at 1.
<b>Longest Runs</b>	20 at Cincinnati Bengals, Oct 20, 2019	<b>Kickoff Return Yards</b>	108 at Indianapolis Colts, Nov 11, 2018 40 at Houston Texans, Dec 30, 2018
<b>Receptions</b>	9 vs. Los Angeles Chargers, Dec 08, 2019 8 at Cincinnati Bengals, Oct 04, 2020 ...2 more at 8.	<b>Longest Kickoff Return</b>	47 at Indianapolis Colts, Nov 11, 2018 40 at Houston Texans, Dec 30, 2018
<b>Receiving Yards</b>	164 at Carolina Panthers, Oct 06, 2019 146 vs. Houston Texans, Nov 08, 2020 ...1 more at 146.	<b>Special Teams Tackles</b>	1 at Houston Texans, Dec 30, 2018 1 vs. Pittsburgh Steelers, Nov 18, 2018 ...3 more at 1.
<b>Longest Receptions</b>	73t vs. Houston Texans, Nov 08, 2020 69 vs. Kansas City Chiefs, Sep 08, 2019	<b>Miscellaneous Tackles</b>	1 vs. Chicago Bears, Dec 27, 2020 1 at Minnesota Vikings, Dec 06, 2020 ...1 more at 1.
<b>Receiving TDs</b>	2 at Cincinnati Bengals, Oct 04, 2020 2 at Indianapolis Colts, Nov 17, 2019 ...1 more at 2.	<b>Most TDs</b>	2 at Cincinnati Bengals, Oct 04, 2020 2 at Indianapolis Colts, Nov 17, 2019 ...1 more at 2.

### 100-YARD RECEIVING GAMES (4): REGULAR SEASON

DATE	TEAM	NO.	YDS.	AVG.	LG	TD
09/08/19	CHIEFS	4	146	36.5	69	1
10/06/19	at Panthers	8	164	20.5	37t	2
11/17/19	at Colts	8	104	13.0	34t	2
11/08/20	TEXANS	7	146	20.9	73t	1

### 2020 GAME-BY-GAME REGULAR-SEASON STATISTICS (JAGUARS)

DATE	OPPONENT	P/S	RECEIVING					RUSHING					W/L	SCORE	
			NO.	YDS.	AVG.	LG	TD	NO.	YDS.	AVG.	LG	TD			
09/13	Colts	S	3	25	8.3	12	1	0	0	0.0	0	0	0	W	27-20
09/20	at Titans	S	4	84	21.0	45	0	0	0	0.0	0	0	0	L	30-33
09/24	Dolphins							INACTIVE					L	13-31	
10/04	at Bengals	S	8	95	11.9	22	2	0	0	0.0	0	0	0	L	25-33
10/11	at Texans	S	3	16	5.3	11	0	0	0	0.0	0	0	0	L	14-30
10/18	Lions	S	7	45	6.4	14	0	0	0	0.0	0	0	0	L	16-34
10/25	at Chargers	S	1	26	26.0	26	0	0	0	0.0	0	0	0	L	29-39
11/08	Texans	S	7	146	20.9	73t	1	0	0	0.0	0	0	0	L	25-27
11/15	at Packers	S	4	56	14.0	21	0	0	0	0.0	0	0	0	L	20-24
11/22	Steelers	S	4	41	10.3	19	0	0	0	0.0	0	0	0	L	3-27
11/29	Browns							INACTIVE					L	25-27	
12/06	at Vikings	S	2	41	20.5	22	0	0	0	0.0	0	0	0	L	24-27+
12/13	Titans	S	2	16	8.0	11	0	0	0	0.0	0	0	0	L	10-31
12/20	at Ravens	P	4	53	13.3	22	0	0	0	0.0	0	0	0	L	14-40
12/27	Bears	S	3	43	14.3	20t	1	0	0	0.0	0	0	0	L	17-41
01/03	at Colts							ON INACTIVE LIST					L	14-28	
<b>2020 TOTALS</b>		<b>13-12</b>	<b>52</b>	<b>687</b>	<b>13.2</b>	<b>73T</b>	<b>5</b>	<b>0</b>	<b>0</b>	<b>0.0</b>	<b>0</b>	<b>0</b>	<b>0</b>	<b>1-15</b>	

+ - Overtime





# CHRIS CLAYBROOKS | 27



**POSITION:** CORNERBACK/RETURN SPECIALIST

**HT:** 5-9 | **WT:** 180 | **DOB:** 7-17-1997

**COLLEGE:** MEMPHIS

**HOMETOWN:** NASHVILLE, TENN.

**ACQ:** D7-'20

**EXP:** 2nd YEAR



@ChrisClaybrooks



@huncho\_clay7

## KEY TRANSACTIONS

- Originally drafted by Jacksonville in the seventh round (223rd overall) in the 2020 draft

## PRO

### 2020 (Jaguars)

- Saw action in 13 games as a rookie, starting in four... Tallied 38 tackles (32 solo), and three passes defended... Also handled kickoff return duties, bringing back 12 returns for 289 yards (24.1 avg.)... Placed on injured reserve with a core muscle injury on Nov. 26... Activated from injured reserve on Dec. 19
- 10/11 at HOU:** Earned his first career start at cornerback and totaled five tackles and two passes defended
- 11/15 at G.B.:** Saw action at cornerback, making one tackle for loss, and on special teams, where he downed two punts inside the Packers' 5-yard line
- 11/22 vs. PIT:** Started at cornerback and posted a career-high nine tackles

## COLLEGE

- Transferred to Memphis after two seasons of junior college at Fort Scott Community College (2016) and Coahoma Community College (2017)
- Moved to defensive back after playing high school and junior college careers on offense
- With the Tigers, played in 21 games and posted 54 tackles and had nine multi-tackle games... Added five passes defended, two INTs, one forced fumble and 1.0 sack
- Also contributed on special teams, recording 11 kick returns for 338 yards and one TD
- Member of the Tiger 3.0 Club in the fall of 2018

## PERSONAL

- Member of the varsity squad all four years at McGavock (Nashville, Tenn.) High School
- Started career as a wide receiver and moved to running back
- Named to the 2014 All-City Team as selected by the Metro Nashville Football Coaches Association
- Also played basketball
- Son of Christena and Barry Claybrooks
- Has one son, Chris Claybrooks Jr.

### CHRIS CLAYBROOKS' NFL REGULAR SEASON DEFENSIVE STATISTICS

DATE	TEAM	GP	GS	TACKLES							INTERCEPTIONS					O. FUMB			ST				MISC			
				TK	S	A	TFL	YDS	SK	YDS	QBH	NO	YDS	LG	TD	PD	FF	FR	YDS	TK	S	A	FF	FR	S	A
2020	Jaguars	13	4	38	32	6	1	3	0.0	0.0	0	0	0	0	0	3	0	0	0	1	1	0	0	0	0	0
<b>NFL TOTALS</b>		<b>13</b>	<b>4</b>	<b>38</b>	<b>32</b>	<b>6</b>	<b>1</b>	<b>3</b>	<b>0.0</b>	<b>0.0</b>	<b>0</b>	<b>0</b>	<b>0</b>	<b>0</b>	<b>3</b>	<b>0</b>	<b>0</b>	<b>0</b>	<b>1</b>	<b>1</b>	<b>0</b>	<b>0</b>	<b>0</b>	<b>0</b>	<b>0</b>	

### CHRIS CLAYBROOKS' NFL REGULAR SEASON RUSHING/RECEIVING STATISTICS

DATE	TEAM	GP	GS	RUSHING					RECEIVING					
				NO.	YDS.	AVG.	LG	TD	NO.	YDS.	AVG.	LG	TD	
2020	Jaguars	13	4	0	0	0.0	0	0	0	0	0	0.0	0	0
<b>NFL TOTALS</b>		<b>13</b>	<b>4</b>	<b>0</b>	<b>0</b>	<b>0.0</b>	<b>0</b>	<b>0</b>	<b>0</b>	<b>0</b>	<b>0</b>	<b>0.0</b>	<b>0</b>	<b>0</b>

### CHRIS CLAYBROOKS' NFL REGULAR SEASON RETURN STATISTICS

DATE	TEAM	KICKOFF RETURNS					PUNT RETURNS					
		RET.	YDS.	AVG.	LG	TD	NO.	FC	YDS.	AVG.	LG	TD
2020	Jaguars	13	289	22.2	39	0	3	2	12	4.0	13	0
<b>NFL TOTALS</b>		<b>13</b>	<b>289</b>	<b>22.2</b>	<b>39</b>	<b>0</b>	<b>3</b>	<b>2</b>	<b>12</b>	<b>4.0</b>	<b>13</b>	<b>0</b>

### SINGLE-GAME HIGHS: DEFENSIVE

**Total Tackles** 9 vs. Pittsburgh Steelers, Nov 22, 2020  
8 at Cincinnati Bengals, Oct 04, 2020

**Passes Defended** 2 at Houston Texans, Oct 11, 2020  
1 at Cincinnati Bengals, Oct 04, 2020

**Tackles For Loss** 1 at Green Bay Packers, Nov 15, 2020

**Special Teams Tackles** 1 vs. Pittsburgh Steelers, Nov 22, 2020



**SINGLE-GAME HIGHS: RUSHING/RECEIVING**

**All-Purpose Yards** 93 vs. Houston Texans, Nov 08, 2020  
60 at Indianapolis Colts, Jan 03, 2021

**Kickoff Returns** 4 vs. Houston Texans, Nov 08, 2020  
2 at Indianapolis Colts, Jan 03, 2021  
...3 more at 2.

**Kickoff Return Yards** 94 vs. Houston Texans, Nov 08, 2020  
51 vs. Chicago Bears, Dec 27, 2020

**Longest Kickoff Return** 39 vs. Houston Texans, Nov 08, 2020  
39 vs. Indianapolis Colts, Sep 13, 2020

**Fair Catches** 1 vs. Houston Texans, Nov 08, 2020  
1 at Tennessee Titans, Sep 20, 2020

**Punt Return Yards** 13 at Indianapolis Colts, Jan 03, 2021

**Longest Punt Return** 13 at Indianapolis Colts, Jan 03, 2021

**Punt Returns** 1 at Indianapolis Colts, Jan 03, 2021  
1 vs. Houston Texans, Nov 08, 2020  
...1 more at 1.

**Special Teams Tackles** 1 vs. Pittsburgh Steelers, Nov 22, 2020

**2020 GAME-BY-GAME REGULAR-SEASON STATISTICS (JAGUARS)**

DATE	OPPONENT	P/S	TACKLES							INTERCEPTIONS					O. FUMB			ST				MISC		W/L	SCORE			
			TK	S	A	SK	YDS	TFL	YDS	QBH	NO	YDS	LG	TD	PD	FF	FR	YDS	TK	S	A	FF	FR			S	A	
09/13	Colts	P	3	3	0	0.0	0.0	0	0	0	0	0	0	0	0	0	0	0	0	0	0	0	0	0	0	W	27-20	
09/20	at Titans	P	0	0	0	0.0	0.0	0	0	0	0	0	0	0	0	0	0	0	0	0	0	0	0	0	0	L	30-33	
09/24	Dolphins	P	0	0	0	0.0	0.0	0	0	0	0	0	0	0	0	0	0	0	0	0	0	0	0	0	0	L	13-31	
10/04	at Bengals	P	8	6	2	0.0	0.0	0	0	0	0	0	0	0	1	0	0	0	0	0	0	0	0	0	0	L	25-33	
10/11	at Texans	S	5	5	0	0.0	0.0	0	0	0	0	0	0	0	2	0	0	0	0	0	0	0	0	0	0	L	14-30	
10/18	Lions	P	0	0	0	0.0	0.0	0	0	0	0	0	0	0	0	0	0	0	0	0	0	0	0	0	0	L	16-34	
10/25	at Chargers	P	0	0	0	0.0	0.0	0	0	0	0	0	0	0	0	0	0	0	0	0	0	0	0	0	0	L	29-39	
11/08	Texans	P	1	1	0	0.0	0.0	0	0	0	0	0	0	0	0	0	0	0	0	0	0	0	0	0	0	L	25-27	
11/15	at Packers	P	1	1	0	0.0	0.0	1	3	0	0	0	0	0	0	0	0	0	0	0	0	0	0	0	0	L	20-24	
11/22	Steelers	S	9	7	2	0.0	0.0	0	0	0	0	0	0	0	0	0	0	0	1	1	0	0	0	0	0	L	3-27	
11/29	Browns																									L	25-27	
12/06	at Vikings																									L	24-27+	
12/13	Titans																									L	10-31	
12/20	at Ravens	S	2	1	1	0.0	0.0	0	0	0	0	0	0	0	0	0	0	0	0	0	0	0	0	0	0	L	14-40	
12/27	Bears																									L	17-41	
01/03	at Colts	S	7	6	1	0.0	0.0	0	0	0	0	0	0	0	0	0	0	0	0	0	0	0	0	0	0	L	14-28	
<b>2020 TOTALS</b>			<b>12-4</b>	<b>36</b>	<b>30</b>	<b>6</b>	<b>0.0</b>	<b>0.0</b>	<b>1</b>	<b>3</b>	<b>0</b>	<b>0</b>	<b>0</b>	<b>0</b>	<b>0</b>	<b>3</b>	<b>0</b>	<b>0</b>	<b>0</b>	<b>1</b>	<b>1</b>	<b>0</b>	<b>0</b>	<b>0</b>	<b>0</b>	<b>0</b>	<b>1-15</b>	

+ - Overtime

**2020 GAME-BY-GAME REGULAR-SEASON STATISTICS (JAGUARS)**

DATE	OPPONENT	P/S	RUSHING					RECEIVING					W/L	SCORE		
			NO.	YDS.	AVG.	LG	TD	NO.	YDS.	AVG.	LG	TD				
09/13	Colts	P	0	0	0.0	0	0	0	0	0.0	0	0	0	W	27-20	
09/20	at Titans	P	0	0	0.0	0	0	0	0	0.0	0	0	0	L	30-33	
09/24	Dolphins	P	0	0	0.0	0	0	0	0	0.0	0	0	0	L	13-31	
10/04	at Bengals	P	0	0	0.0	0	0	0	0	0.0	0	0	0	L	25-33	
10/11	at Texans	S	0	0	0.0	0	0	0	0	0.0	0	0	0	L	14-30	
10/18	Lions	P	0	0	0.0	0	0	0	0	0.0	0	0	0	L	16-34	
10/25	at Chargers	P	0	0	0.0	0	0	0	0	0.0	0	0	0	L	29-39	
11/08	Texans	P	0	0	0.0	0	0	0	0	0.0	0	0	0	L	25-27	
11/15	at Packers	P	0	0	0.0	0	0	0	0	0.0	0	0	0	L	20-24	
11/22	Steelers	S	0	0	0.0	0	0	0	0	0.0	0	0	0	L	3-27	
11/29	Browns													L	25-27	
12/06	at Vikings													L	24-27+	
12/13	Titans													L	10-31	
12/20	at Ravens	S	0	0	0.0	0	0	0	0	0.0	0	0	0	L	14-40	
12/27	Bears													L	17-41	
01/03	at Colts	S	0	0	0.0	0	0	0	0	0.0	0	0	0	L	14-28	
<b>2020 TOTALS</b>			<b>12-4</b>	<b>0</b>	<b>0</b>	<b>0.0</b>	<b>0</b>	<b>0</b>	<b>0</b>	<b>0</b>	<b>0</b>	<b>0</b>	<b>0</b>	<b>0</b>	<b>1-15</b>	

+ - Overtime





# LOGAN COOKE | 9



**POSITION:** PUNTER  
**HT:** 6-5 | **WT:** 230 | **DOB:** 7-28-1995  
**COLLEGE:** MISSISSIPPI STATE  
**HOMETOWN:** DARBUN, MISS.  
**ACQ:** D7B-'18  
**EXP:** 4th YEAR

@LoganCooke2

@logancooke9

## KEY TRANSACTIONS

- Originally drafted by Jacksonville in the seventh round (147th overall) of the 2018 draft

## PRO

### 2020 (Jaguars)

- Handled the team's punting duties in 14 games, punting 56 times for a gross punting average of 47.7, the second-highest season average in franchise history... His 43.4 net punting average was the third-highest in the AFC and is also the second-highest season average in franchise history
- 9/24 vs. MIA:** Punted three times for 157 yards, including a 63-yard punt
- 10/11 at HOU:** Punted three times for 143 yards (44.7 net avg.) which were all downed inside the 20
- 11/22 vs. PIT:** Punted six times for 324 yards (54.0 gross avg. and 47.5 net avg.) and placed one punt inside the 20... Had a season-long 67-yard punt

### 2019 (Jaguars)

- Finished the season with career-highs in gross punting average (46.8) and net punting average (44.5)... His 44.5 net punting average led all NFL punters (min. 10 punts) and set a new franchise record... Completed two passes for 16 yards
- 12/15 at OAK:** Punted five times for 248 yards (49.6 gross avg.), including two punts inside the 20 and a season-long punt of 66 yards
- 12/22 at ATL:** Punted five times for 254 yards (50.8 gross avg.), including one downed inside the 20... Completed one pass for 7 yards to S Cody Davis on a fake punt that resulted in a first down in the second quarter

### 2018 (Jaguars)

- Downed 37 punts inside the 20, a franchise record and the third-most in the NFL... Punted 86 times, placing 43.0 percent of his punts inside the 20, the highest mark by a rookie in franchise history

## COLLEGE

- Appeared in 45 career games serving as the primary punter his last three years and the primary kickoff specialist as a senior and freshman
- Averaged 41.7 yards per punt during his career, which ranked seventh in school history
- Thirty five of his 150 punts traveled more than 50 yards, and 60 were pinned inside the 20

## PERSONAL

- Married the former Mary Menger Jones in February 2020
- Attended Columbia (Miss.) Academy
- All-state punter tallied 24 punts for an average of 44.2 yards in his senior season, while also seeing action at wide receiver and defensive back
- Avid hunter and fisherman, who also owns an outdoorsman company that specializes in turkey calls
- Involved with the Catch-A-Dream Foundation, which takes children with life-threatening illnesses on hunting and fishing adventures of a lifetime

## LOGAN COOKE'S NFL REGULAR SEASON PUNTING STATISTICS

DATE	TEAM	GP	NO.	YDS.	AVG.	OPP. RET.	YDS.	NET YDS.	AVG.	TB	IN20	LG	BK
2018	Jaguars	16	86	3,872	45.0	37	184	3,548	41.3	7	37	72	0
2019	Jaguars	16	75	3,507	46.8	24	127	3,340	44.5	2	25	66	0
2020	Jaguars	14	56	2,669	47.7	21	148	2,421	43.2	5	19	67	0
<b>NFL TOTALS</b>		<b>46</b>	<b>217</b>	<b>10,048</b>	<b>46.3</b>	<b>82</b>	<b>459</b>	<b>9,309</b>	<b>42.9</b>	<b>14</b>	<b>81</b>	<b>72</b>	<b>0</b>

### SINGLE-GAME HIGHS: PUNTER

<b>Punts</b>	9 at Houston Texans, Dec 30, 2018 9 vs. Pittsburgh Steelers, Nov 18, 2018	<b>Inside the 20</b>	4 at Green Bay Packers, Nov 15, 2020 4 at Houston Texans, Sep 15, 2019 ...2 more at 4.
<b>Gross Punting Yards</b>	449 at Houston Texans, Dec 30, 2018 415 vs. Pittsburgh Steelers, Nov 18, 2018	<b>Pass Attempts</b>	1 at Atlanta Falcons, Dec 22, 2019 1 vs. Los Angeles Chargers, Dec 08, 2019 ...1 more at 1.
<b>Gross Punting Avg</b>	54.0 vs. Pittsburgh Steelers, Nov 22, 2020 52.4 vs. Washington, Dec 16, 2018	<b>Pass Completions</b>	1 at Atlanta Falcons, Dec 22, 2019 1 vs. Los Angeles Chargers, Dec 08, 2019 ...1 more at 1.
<b>Net Punting Yards</b>	393 at Houston Texans, Dec 30, 2018 342 vs. Pittsburgh Steelers, Nov 18, 2018	<b>Yards Passing</b>	9 vs. Los Angeles Chargers, Dec 08, 2019 7 at Atlanta Falcons, Dec 22, 2019
<b>Net Punting Avg</b>	50.2 vs. Washington, Dec 16, 2018 49.2 at Oakland Raiders, Dec 15, 2019	<b>Special Teams Tackles</b>	1 at Tennessee Titans, Sep 20, 2020
<b>Longest Punts</b>	72 vs. Washington, Dec 16, 2018 67 vs. Pittsburgh Steelers, Nov 22, 2020		



**2020 GAME-BY-GAME REGULAR-SEASON STATISTICS (JAGUARS)**

DATE	OPPONENT		NO.	YDS.	AVG.	OPP. RET.	YDS.	NET YDS.	AVG	TB	IN20	LG	BK	W/L	SCORE
09/13	Colts	P	3	136	45.3	0	0	136	45.3	0	1	53	0	W	27-20
09/20	at Titans	P	2	80	40.0	1	0	80	40.0	0	1	45	0	L	30-33
09/24	Dolphins	P	3	157	52.3	2	28	109	36.3	1	0	63	0	L	13-31
10/04	at Bengals	P	2	88	44.0	0	0	88	44.0	0	0	46	0	L	25-33
10/11	at Texans	P	3	143	47.7	1	9	134	44.7	0	3	52	0	L	14-30
10/18	Lions	P	2	76	38.0	0	0	76	38.0	0	0	47	0	L	16-34
10/25	at Chargers	P	5	227	45.4	3	7	220	44.0	0	2	58	0	L	29-39
11/08	Texans	P	5	234	46.8	0	0	234	46.8	0	3	56	0	L	25-27
11/15	at Packers	P	6	275	45.8	1	7	248	41.3	1	4	59	0	L	20-24
11/22	Steelers	P	6	324	54.0	3	19	285	47.5	1	1	67	0	L	3-27
11/29	Browns	P	3	137	45.7	1	4	133	44.3	0	3	51	0	L	25-27
12/06	at Vikings	P	5	258	51.6	3	21	217	43.4	1	0	60	0	L	24-27+
12/13	Titans	P	4	199	49.8	2	13	166	41.5	1	0	62	0	L	10-31
12/20	at Ravens													L	14-40
12/27	Bears													L	17-41
01/03	at Colts	P	7	335	47.9	4	40	295	42.1	0	1	61	0	L	14-28
<b>2020 TOTALS</b>			<b>14</b>	<b>56</b>	<b>2,669</b>	<b>47.7</b>	<b>21</b>	<b>148</b>	<b>2,421</b>	<b>43.2</b>	<b>5</b>	<b>19</b>	<b>67</b>	<b>0</b>	<b>1-15</b>

+ - Overtime





# PHAROH COOPER | 14



**POSITION:** WIDE RECEIVER  
**HT:** 5-11 | **WT:** 207 | **DOB:** 3-7-1995  
**COLLEGE:** SOUTH CAROLINA  
**HOMETOWN:** HAVELOCK, N.C.  
**ACQ:** FA-'21  
**EXP:** 5th YEAR

@KingTutt\_chdown  
 @kingtutt\_chdown

## KEY TRANSACTIONS

- Originally drafted by the L.A. Rams in the fourth round (117th overall) of the 2016 NFL Draft
- Signed as a free agent by Jacksonville on 6/3/2021

## PRO

### 2020 (Panthers)

- Played in all 16 games with one start at wide receiver and recorded five receptions for 73 yards
- Returned 18 kickoffs for 430 yards (23.0 avg) and 20 punt returns for 117 yards (5.9 avg)

### 2019 (Cardinals & Bengals)

- Played in 12 games with one start for Arizona in the second half of 2019... Made 25 catches for 243 yards and one touchdown while averaging 7.6 yards on 17 punt returns and 22.4 yards on 25 kickoff returns... Played in one game for Cincinnati at the start of the season before being waived

### 2018 (Rams & Cardinals)

- In 2018, played in five games for the Los Angeles Rams and two games at the end of the year with Arizona... Saw action primarily on punt and kickoff returns

### 2017 (Rams)

- Totaled a career-high 399 yards on 32 punt returns, earning Pro Bowl honors and All-Pro First Team as a specialist
- Averaged 27.4 yards per kickoff return including a 103-yard return for a touchdown against Jacksonville that earned him NFC Special Teams Player of the Week honors... Saw action in one playoff game as a returner

### 2016 (Rams)

- Made career debut in Los Angeles in 2016, posting five punt returns and 14 kickoff returns for 323 yards (23.1 avg.)

## COLLEGE

- Played three seasons at South Carolina as a wide receiver and returner and earned All-SEC honors in 2014 and 2015
- Totaled 2,163 career receiving yards on 138 catches and 18 touchdowns... Also rushed for 513 yards on 71 carries with four rushing touchdowns to finish with 2,676 career scrimmage yards
- Posted career-best season in 2014, when he had 69 catches for 1,136 receiving yards, which ranked second in the SEC

## PERSONAL

- Went to Havelock High School in Havelock, N.C.
- Went to back-to-back 3A state titles
- Led his team to a 15-1 record his senior year and a perfect 16-0 record his junior season
- Has a degree in sport and entertainment management

## PHAROH COOPER'S NFL REGULAR SEASON RUSHING/RECEIVING STATISTICS

DATE	TEAM	GP	GS	RECEIVING					RUSHING				
				NO.	YDS.	AVG.	LG	TD	NO.	YDS.	AVG.	LG	TD
2016	Rams	10	3	14	106	7.6	23	0	0	0	0.0	0	0
2017	Rams	16	1	11	84	7.6	26	0	1	6	6.0	6	0
2018	Rams	5	0	0	0	0.0	0	0	0	0	0.0	0	0
Went from L.A. Rams to Arizona.													
2018	Cardinals	2	0	0	0	0.0	0	0	0	0	0.0	0	0
2018	TOTAL	7	0	0	0	0.0	0	0	0	0	0.0	0	0
2019	Bengals	1	0	0	0	0.0	0	0	0	0	0.0	0	0
Went from Cincinnati to Arizona.													
2019	Cardinals	12	1	25	243	9.7	28	1	1	2	2.0	2	0
2019	TOTAL	13	1	25	243	9.7	28	1	1	2	2.0	2	0
2020	Panthers	16	1	5	73	14.6	32	0	0	0	0.0	0	0
<b>NFL TOTALS</b>		<b>62</b>	<b>6</b>	<b>55</b>	<b>506</b>	<b>9.2</b>	<b>32</b>	<b>1</b>	<b>2</b>	<b>8</b>	<b>4.0</b>	<b>6</b>	<b>0</b>

## PHAROH COOPER'S NFL POSTSEASON RUSHING/RECEIVING STATISTICS

DATE	TEAM	GP	GS	RECEIVING					RUSHING				
				NO.	YDS.	AVG.	LG	TD	NO.	YDS.	AVG.	LG	TD
2017	Rams	1	0	0	0	0.0	0	0	0	0	0.0	0	0
<b>NFL TOTALS</b>		<b>1</b>	<b>0</b>	<b>0</b>	<b>0</b>	<b>0.0</b>	<b>0</b>	<b>0</b>	<b>0</b>	<b>0</b>	<b>0.0</b>	<b>0</b>	<b>0</b>



**PHAROH COOPER'S NFL REGULAR SEASON RETURN STATISTICS**

DATE	TEAM	KICKOFF RETURNS					PUNT RETURNS					
		RET.	YDS.	AVG.	LG	TD	NO.	FC	YDS.	AVG.	LG	TD
2016	Rams	14	323	23.1	51	0	5	3	5	1.0	6	0
2017	Rams	34	932	27.4	103t	1	32	8	399	12.5	53	0
2018	Rams	13	277	21.3	28	0	2	1	12	6.0	12	0
Went from L.A. Rams to Arizona.												
2018	Cardinals	0	0	0.0	0	0	6	0	67	11.2	45	0
2018	TOTAL	13	277	21.3	28	0	8	1	79	9.9	45	0
2019	Bengals	0	0	0.0	0	0	0	0	0	0.0	0	0
Went from Cincinnati to Arizona.												
2019	Cardinals	25	561	22.4	39	0	17	14	129	7.6	29	0
2019	TOTAL	25	561	22.4	39	0	17	14	129	7.6	29	0
2020	Panthers	18	430	23.9	38	0	20	18	117	5.9	20	0
<b>NFL TOTALS</b>		<b>104</b>	<b>2,523</b>	<b>24.3</b>	<b>103T</b>	<b>1</b>	<b>82</b>	<b>44</b>	<b>729</b>	<b>8.9</b>	<b>53</b>	<b>0</b>

**PHAROH COOPER'S NFL POSTSEASON RETURN STATISTICS**

DATE	TEAM	KICKOFF RETURNS					PUNT RETURNS					
		RET.	YDS.	AVG.	LG	TD	NO.	FC	YDS.	AVG.	LG	TD
2017	Rams	6	120	20.0	26	0	4	0	7	1.8	9	0
<b>NFL TOTALS</b>		<b>6</b>	<b>120</b>	<b>20.0</b>	<b>26</b>	<b>0</b>	<b>4</b>	<b>0</b>	<b>7</b>	<b>1.8</b>	<b>9</b>	<b>0</b>

**SINGLE-GAME HIGHS: RUSHING/RECEIVING**

<b>Rush Attempts</b>	1 vs. Atlanta Falcons, Oct 13, 2019	<b>Kickoff Return TDs</b>	1 at Jacksonville Jaguars, Oct 15, 2017
	1 at Arizona Cardinals, Dec 03, 2017	<b>Fair Catches</b>	3 vs. New Orleans Saints, Jan 03, 2021
<b>Rushing Yards</b>	6 at Arizona Cardinals, Dec 03, 2017		3 vs. Detroit Lions, Nov 22, 2020
	2 vs. Atlanta Falcons, Oct 13, 2019		...1 more at 3.
<b>Longest Runs</b>	6 at Arizona Cardinals, Dec 03, 2017	<b>Punt Return Yards</b>	128 at Seattle Seahawks, Dec 17, 2017
	2 vs. Atlanta Falcons, Oct 13, 2019		66 at Seattle Seahawks, Dec 30, 2018
<b>Receptions</b>	4 vs. Los Angeles Rams, Dec 01, 2019	<b>Longest Punt Return</b>	53 at Seattle Seahawks, Dec 17, 2017
	4 at New York Giants, Oct 20, 2019		45 at Seattle Seahawks, Dec 30, 2018
	...1 more at 4.	<b>Punt Returns</b>	7 at Seattle Seahawks, Dec 17, 2017
<b>Receiving Yards</b>	52 vs. Denver Broncos, Dec 13, 2020		5 at Seattle Seahawks, Dec 22, 2019
	36 vs. Arizona Cardinals, Jan 01, 2017	<b>Special Teams Tackles</b>	...1 more at 5.
<b>Longest Receptions</b>	32 vs. Denver Broncos, Dec 13, 2020		1 vs. Los Angeles Rams, Dec 01, 2019
	28 at Cincinnati Bengals, Oct 06, 2019	<b>Miscellaneous Tackles</b>	1 at Cincinnati Bengals, Oct 06, 2019
<b>Receiving TDs</b>	1 at San Francisco 49ers, Nov 17, 2019		1 vs. Arizona Cardinals, Jan 01, 2017
<b>All-Purpose Yards</b>	180 at Seattle Seahawks, Dec 17, 2017	<b>Most TDs</b>	1 at New England Patriots, Dec 04, 2016
	178 vs. New Orleans Saints, Nov 26, 2017		1 at San Francisco 49ers, Nov 17, 2019
<b>Kickoff Returns</b>	5 at Seattle Seahawks, Dec 15, 2016	<b>Receiving Average</b>	1 at Jacksonville Jaguars, Oct 15, 2017
	4 vs. Las Vegas Raiders, Sep 13, 2020		17.3 vs. Denver Broncos, Dec 13, 2020
	...7 more at 4.	<b>Punt Return Average</b>	11.7 at San Francisco 49ers, Nov 17, 2019
<b>Kickoff Return Yards</b>	129 vs. San Francisco 49ers, Dec 24, 2016		19.7 vs. New Orleans Saints, Nov 26, 2017
	124 at Jacksonville Jaguars, Oct 15, 2017	<b>Kickoff Return Average</b>	18.3 at New York Giants, Nov 05, 2017
<b>Longest Kickoff Return</b>	103t at Jacksonville Jaguars, Oct 15, 2017		...1 more at 18.3.
	66 at Dallas Cowboys, Oct 01, 2017		32.3 vs. San Francisco 49ers, Dec 24, 2016
			30.8 at Dallas Cowboys, Oct 01, 2017

**SINGLE-GAME HIGHS - POSTSEASON: RUSHING/RECEIVING**

<b>All-Purpose Yards</b>	127 vs. Atlanta Falcons, Jan 06, 2018	<b>Punt Return Yards</b>	7 vs. Atlanta Falcons, Jan 06, 2018
<b>Kickoff Returns</b>	6 vs. Atlanta Falcons, Jan 06, 2018	<b>Longest Punt Return</b>	9 vs. Atlanta Falcons, Jan 06, 2018
<b>Kickoff Return Yards</b>	120 vs. Atlanta Falcons, Jan 06, 2018	<b>Punt Returns</b>	4 vs. Atlanta Falcons, Jan 06, 2018
<b>Longest Kickoff Return</b>	26 vs. Atlanta Falcons, Jan 06, 2018		
	22 vs. Atlanta Falcons, Jan 06, 2018		



**2020 GAME-BY-GAME REGULAR-SEASON STATISTICS (PANTHERS)**

DATE	OPPONENT	P/S	RECEIVING					RUSHING					W/L	SCORE	
			NO.	YDS.	AVG.	LG	TD	NO.	YDS.	AVG.	LG	TD			
09/13	Raiders	P	0	0	0.0	0	0	0	0	0.0	0	0	0	L	30-34
09/20	at Buccaneers	P	0	0	0.0	0	0	0	0	0.0	0	0	0	L	17-31
09/27	at Chargers	P	0	0	0.0	0	0	0	0	0.0	0	0	0	W	21-16
10/04	Cardinals	P	0	0	0.0	0	0	0	0	0.0	0	0	0	W	31-21
10/11	at Falcons	P	1	12	12.0	12	0	0	0	0.0	0	0	0	W	23-16
10/18	Bears	P	0	0	0.0	0	0	0	0	0.0	0	0	0	L	16-23
10/25	at Saints	P	0	0	0.0	0	0	0	0	0.0	0	0	0	L	24-27
10/29	Falcons	P	0	0	0.0	0	0	0	0	0.0	0	0	0	L	17-25
11/08	at Chiefs	P	0	0	0.0	0	0	0	0	0.0	0	0	0	L	31-33
11/15	Buccaneers	P	0	0	0.0	0	0	0	0	0.0	0	0	0	L	23-46
11/22	Lions	P	0	0	0.0	0	0	0	0	0.0	0	0	0	W	20-0
11/29	at Vikings	P	0	0	0.0	0	0	0	0	0.0	0	0	0	L	27-28
12/13	Broncos	S	3	52	17.3	32	0	0	0	0.0	0	0	0	L	27-32
12/19	at Packers	P	0	0	0.0	0	0	0	0	0.0	0	0	0	L	16-24
12/27	at Washington	P	0	0	0.0	0	0	0	0	0.0	0	0	0	W	20-13
01/03	Saints	P	1	9	9.0	9	0	0	0	0.0	0	0	0	L	7-33
<b>2020 TOTALS</b>		<b>16-1</b>	<b>5</b>	<b>73</b>	<b>14.6</b>	<b>32</b>	<b>0</b>	<b>0</b>	<b>0</b>	<b>0.0</b>	<b>0</b>	<b>0</b>	<b>0</b>	<b>5-11</b>	







# DOUG COSTIN | 58



**POSITION:** DEFENSIVE TACKLE  
**HT:** 6-2 | **WT:** 320 | **DOB:** 10-5-1997  
**COLLEGE:** MIAMI (OHIO)  
**HOMETOWN:** WEST CHESTER, PA.  
**ACQ:** FA-'20  
**EXP:** 2nd YEAR

@DougCostin\_  
 @dougcostin\_

## KEY TRANSACTIONS

- Originally signed as a rookie free agent on 4/28/20

## PRO

- 2020**
- Saw action in 12 games during his rookie season, starting nine... Totaled 32 tackles (12 solo) and added three tackles for loss, two passes defended and one fumble recovery
  - 10/25 at LAC:** Made his first career start at defensive tackle and tallied three tackles
  - 12/13 vs. TEN:** Started at defensive tackle and tallied four tackles (two solo) and his first-career fumble recovery
  - 12/27 vs. CHI:** Started at defensive tackle and tallied four tackles (three solo), including one tackle for loss

## COLLEGE

- Played in 50 career games and posted 178 tackles, 32.5 tackles for loss, 16.5 sacks and 12 passes defended
- Named First-Team All-MAC and tallied 58 tackles, 12 tackles for loss and 4.0 sacks and received team's Defensive MVP award as a senior in 2019
- Started all 12 games in 2018 and finished season with 52 tackles, 10.5 tackles for loss, 6.0 sacks and two forced fumbles
- Started all 12 games as a sophomore in 2017 and finished the year with 48 tackles, 5.0 sacks and six passes defended
- Recorded 19 tackles as a freshman in 2016

## PERSONAL

- Graduated from Bishop Shanahan (Downington, Pa.) High School and earned first-team all-state as a senior
- Son of Douglas, who played college football at West Virginia, and Tina Costin

## DOUG COSTIN'S NFL REGULAR SEASON DEFENSIVE STATISTICS

DATE	TEAM	GP	TACKLES								INTERCEPTIONS					O. FUMB			ST			MISC					
			GS	TK	S	A	TFL	YDS	SK	YDS	QBH	NO	YDS	LG	TD	PD	FF	FR	YDS	TK	S	A	FF	FR	S	A	
2020	Jaguars	12	9	32	12	20	3	5	0.0	0.0	1	0	0	0	0	2	0	1	0	0	0	0	0	0	0	0	0
<b>NFL TOTALS</b>		<b>12</b>	<b>9</b>	<b>32</b>	<b>12</b>	<b>20</b>	<b>3</b>	<b>5</b>	<b>0.0</b>	<b>0.0</b>	<b>1</b>	<b>0</b>	<b>0</b>	<b>0</b>	<b>2</b>	<b>0</b>	<b>1</b>	<b>0</b>	<b>0</b>	<b>0</b>	<b>0</b>	<b>0</b>	<b>0</b>	<b>0</b>	<b>0</b>	<b>0</b>	<b>0</b>

## SINGLE-GAME HIGHS: DEFENSIVE

**Total Tackles** 5 at Minnesota Vikings, Dec 06, 2020  
 4 vs. Chicago Bears, Dec 27, 2020  
 ...2 more at 4.

**Passes Defended** 1 at Minnesota Vikings, Dec 06, 2020  
 1 vs. Pittsburgh Steelers, Nov 22, 2020

**Fumble Recoveries** 1 vs. Tennessee Titans, Dec 13, 2020  
**Tackles For Loss** 1 at Indianapolis Colts, Jan 03, 2021  
 1 vs. Chicago Bears, Dec 27, 2020  
 ...1 more at 1.

## 2020 GAME-BY-GAME REGULAR-SEASON STATISTICS (JAGUARS)

DATE	OPPONENT	P/S	TACKLES								INTERCEPTIONS					O. FUMB			ST			MISC		W/L	SCORE			
			TK	S	A	SK	YDS	TFL	YDS	QBH	NO	YDS	LG	TD	PD	FF	FR	YDS	TK	S	A	FF	FR			S	A	
09/13	Colts																										W	27-20
09/20	at Titans																										L	30-33
09/24	Dolphins																										L	13-31
10/04	at Bengals	P	2	2	0	0.0	0.0	1	3	0	0	0	0	0	0	0	0	0	0	0	0	0	0	0	0	0	L	25-33
10/11	at Texans	P	1	0	1	0.0	0.0	0	0	0	0	0	0	0	0	0	0	0	0	0	0	0	0	0	0	0	L	14-30
10/18	Lions	P	4	2	2	0.0	0.0	0	0	0	0	0	0	0	0	0	0	0	0	0	0	0	0	0	0	0	L	16-34
10/25	at Chargers	S	3	0	3	0.0	0.0	0	0	0	0	0	0	0	0	0	0	0	0	0	0	0	0	0	0	0	L	29-39
11/08	Texans	S	2	0	2	0.0	0.0	0	0	0	0	0	0	0	0	0	0	0	0	0	0	0	0	0	0	0	L	25-27
11/15	at Packers																										L	20-24
11/22	Steelers	S	2	0	2	0.0	0.0	0	0	0	0	0	0	0	1	0	0	0	0	0	0	0	0	0	0	0	L	3-27
11/29	Browns	S	2	1	1	0.0	0.0	0	0	0	0	0	0	0	0	0	0	0	0	0	0	0	0	0	0	0	L	25-27
12/06	at Vikings	S	5	1	4	0.0	0.0	0	0	0	0	0	0	0	1	0	0	0	0	0	0	0	0	0	0	0	L	24-27+
12/13	Titans	S	4	2	2	0.0	0.0	0	0	1	0	0	0	0	0	0	1	0	0	0	0	0	0	0	0	0	L	10-31
12/20	at Ravens	S	2	0	2	0.0	0.0	0	0	0	0	0	0	0	0	0	0	0	0	0	0	0	0	0	0	0	L	14-40
12/27	Bears	S	4	3	1	0.0	0.0	1	2	0	0	0	0	0	0	0	0	0	0	0	0	0	0	0	0	0	L	17-41
01/03	at Colts	S	1	1	0	0.0	0.0	1	0	0	0	0	0	0	0	0	0	0	0	0	0	0	0	0	0	0	L	14-28
<b>2020 TOTALS</b>		<b>12-9</b>	<b>32</b>	<b>12</b>	<b>20</b>	<b>0.0</b>	<b>0.0</b>	<b>3</b>	<b>5</b>	<b>1</b>	<b>0</b>	<b>0</b>	<b>0</b>	<b>0</b>	<b>2</b>	<b>0</b>	<b>1</b>	<b>0</b>	<b>0</b>	<b>0</b>	<b>0</b>	<b>0</b>	<b>0</b>	<b>0</b>	<b>0</b>	<b>0</b>	<b>1-15</b>	

+ - Overtime

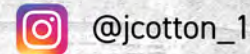




# JEFF COTTON JR. | 35



**POSITION:** WIDE RECEIVER  
**HT:** 6-2 | **WT:** 204 | **DOB:** 4-17-1997  
**COLLEGE:** IDAHO  
**HOMETOWN:** TUCSON, ARIZ.  
**ACQ:** FA-'21  
**EXP:** 1st YEAR



## KEY TRANSACTIONS

- Originally signed as an undrafted free agent by the Los Angeles Chargers on 4/30/20
- Signed by Jacksonville as a free agent on 7/31/21

## PRO

### 2020 (Chargers)

- Spent the 2020 season on the practice squad

## COLLEGE

- Appeared in 21 games for Idaho catching 137 passes for 1,797 yards and 14 TDs
- In 2018, became the first Vandal to catch a TD pass in each of the first four games of a season since 2014

## PERSONAL

- Brother, Andrew Cotton, played basketball at Utah Valley and the New Mexico Military Institute
- Cousin, Bryce Cotton, played college basketball at Providence and spent time with the Utah Jazz, Phoenix Suns and Memphis Grizzlies
- Earned first-team all-region and first-team All-Southern Arizona as a senior at Mountain View High in Tucson, Ariz.

### JEFF COTTON JR.'S NFL REGULAR SEASON RUSHING/RECEIVING STATISTICS

DATE	TEAM	RECEIVING							RUSHING				
		GP	GS	NO.	YDS.	AVG.	LG	TD	NO.	YDS.	AVG.	LG	TD
2020	Chargers	0	0	0	0	0.0	0	0	0	0	0.0	0	0
<b>NFL TOTALS</b>		<b>0</b>	<b>0</b>	<b>0</b>	<b>0</b>	<b>0.0</b>	<b>0</b>	<b>0</b>	<b>0</b>	<b>0</b>	<b>0.0</b>	<b>0</b>	<b>0</b>

### JEFF COTTON JR.'S NFL REGULAR SEASON RETURN STATISTICS

DATE	TEAM	KICKOFF RETURNS					PUNT RETURNS					
		RET.	YDS.	AVG.	LG	TD	NO.	FC	YDS.	AVG.	LG	TD
2020	Chargers	0	0	0.0	0	0	0	0	0	0.0	0	0
<b>NFL TOTALS</b>		<b>0</b>	<b>0</b>	<b>0.0</b>	<b>0</b>	<b>0</b>	<b>0</b>	<b>0</b>	<b>0</b>	<b>0.0</b>	<b>0</b>	<b>0</b>

### 2020 GAME-BY-GAME REGULAR-SEASON STATISTICS (CHARGERS)

DATE	OPPONENT	P/S	RECEIVING					RUSHING					W/L	SCORE
			NO.	YDS.	AVG.	LG	TD	NO.	YDS.	AVG.	LG	TD		
09/13	at Bengals												W	16-13
09/27	Panthers												L	16-21
10/04	at Buccaneers												L	31-38
10/12	at Saints												L	27-30+
10/25	Jaguars												W	39-29
11/01	at Broncos												L	30-31
11/08	Raiders												L	26-31
11/15	at Dolphins												L	21-29
11/22	Jets												W	34-28
11/29	at Bills												L	17-27
12/06	Patriots												L	0-45
12/13	Falcons												W	20-17
12/17	at Raiders												W	30-27+
12/27	Broncos												W	19-16
01/03	at Chiefs												W	38-21
<b>2020 TOTALS</b>		<b>0-0</b>	<b>0</b>	<b>0</b>	<b>0.0</b>	<b>0</b>	<b>0</b>	<b>0</b>	<b>0</b>	<b>0.0</b>	<b>0</b>	<b>0</b>	<b>0</b>	<b>7-8</b>

+ - Overtime





# NATHAN COTTRELL | 31



**POSITION:** RUNNING BACK  
**HT:** 5-11 | **WT:** 195 | **DOB:** 8-2-1996  
**COLLEGE:** GEORGIA TECH  
**HOMETOWN:** KNOXVILLE, TENN.  
**ACQ:** FA-'20  
**EXP:** 2nd YEAR



## KEY TRANSACTIONS

- Originally signed as a rookie free agent on 4/28/20
- Signed by Jacksonville to the practice squad on 9/6/20
- Promoted to the 53-man active roster on 11/24/20

## PRO

- 2020**
- Spent training camp with the Jaguars before joining the team's practice squad
  - Saw action in eight games as a rookie, primarily on special teams... Tallied seven kickoff returns for 123 yards (17.6 avg.) and also made five tackles on special teams
  - **11/29 vs. CLE:** Saw action on special teams, returning two kickoffs for 34 yards
  - **12/27 vs. CHI:** Saw action on special teams, returning three kickoffs for 54 yards

## COLLEGE

- Appeared in 47 games at Georgia Tech and tallied 82 rushing attempts for 654 yards and four TDs and caught six passes for 72 yards
- Also returned 23 kickoffs for 469 yards (20.4 yards per return)

## PERSONAL

- Named all-region running back and returner of the year at Knoxville West (Knoxville, Tenn.) High School
- Finished with school-record 5,594 yards and 63 total TDs, including one passing TD

### NATHAN COTTRELL'S NFL REGULAR SEASON RUSHING/RECEIVING STATISTICS

DATE	TEAM	RUSHING							RECEIVING				
		GP	GS	NO.	YDS.	AVG.	LG	TD	NO.	YDS.	AVG.	LG	TD
2020	Jaguars	8	0	0	0	0.0	0	0	0	0	0.0	0	0
<b>NFL TOTALS</b>		<b>8</b>	<b>0</b>	<b>0</b>	<b>0</b>	<b>0.0</b>	<b>0</b>	<b>0</b>	<b>0</b>	<b>0</b>	<b>0.0</b>	<b>0</b>	<b>0</b>

### NATHAN COTTRELL'S NFL REGULAR SEASON RETURN STATISTICS

DATE	TEAM	KICKOFF RETURNS					PUNT RETURNS					
		RET.	YDS.	AVG.	LG	TD	NO.	FC	YDS.	AVG.	LG	TD
2020	Jaguars	7	123	17.6	30	0	0	0	0	0.0	0	0
<b>NFL TOTALS</b>		<b>7</b>	<b>123</b>	<b>17.6</b>	<b>30</b>	<b>0</b>	<b>0</b>	<b>0</b>	<b>0</b>	<b>0.0</b>	<b>0</b>	<b>0</b>

### SINGLE-GAME HIGHS: RUSHING/RECEIVING

<b>All-Purpose Yards</b>	54 vs. Chicago Bears, Dec 27, 2020 34 vs. Cleveland Browns, Nov 29, 2020	<b>Longest Kickoff Return</b>	30 vs. Chicago Bears, Dec 27, 2020 19 at Baltimore Ravens, Dec 20, 2020
<b>Kickoff Returns</b>	3 vs. Chicago Bears, Dec 27, 2020 2 vs. Cleveland Browns, Nov 29, 2020	<b>Special Teams Tackles</b>	1 at Indianapolis Colts, Jan 03, 2021 1 at Baltimore Ravens, Dec 20, 2020 ...3 more at 1.
<b>Kickoff Return Yards</b>	54 vs. Chicago Bears, Dec 27, 2020 34 vs. Cleveland Browns, Nov 29, 2020		



**2020 GAME-BY-GAME REGULAR-SEASON STATISTICS (JAGUARS)**

DATE	OPPONENT	P/S	RUSHING					RECEIVING					W/L	SCORE
			NO.	YDS.	AVG.	LG	TD	NO.	YDS.	AVG.	LG	TD		
09/13	Colts												W	27-20
09/20	at Titans												L	30-33
09/24	Dolphins												L	13-31
10/04	at Bengals												L	25-33
10/11	at Texans												L	14-30
10/18	Lions												L	16-34
10/25	at Chargers												L	29-39
11/08	Texans												L	25-27
11/15	at Packers												L	20-24
11/22	Steelers												L	3-27
11/29	Browns	P	0	0	0.0	0	0	0	0	0.0	0	0	L	25-27
12/06	at Vikings	P	0	0	0.0	0	0	0	0	0.0	0	0	L	24-27+
12/13	Titans												L	10-31
12/20	at Ravens												L	14-40
12/27	Bears	P	0	0	0.0	0	0	0	0	0.0	0	0	L	17-41
01/03	at Colts	P	0	0	0.0	0	0	0	0	0.0	0	0	L	14-28
<b>2020 TOTALS</b>		<b>4-0</b>	<b>0</b>	<b>0</b>	<b>0.0</b>	<b>0</b>	<b>0</b>	<b>0</b>	<b>0</b>	<b>0.0</b>	<b>0</b>	<b>0</b>	<b>0</b>	<b>1-15</b>

+ - Overtime





# TYLER DAVIS | 87



**POSITION:** TIGHT END  
**HT:** 6-4 | **WT:** 250 | **DOB:** 4-2-1997  
**COLLEGE:** GEORGIA TECH  
**HOMETOWN:** NORTH BELLMORE, N.Y.  
**ACQ:** D6-'20  
**EXP:** 2nd YEAR

@Tyler\_Davis9

@tdavis87\_

## KEY TRANSACTIONS

- Originally drafted by Jacksonville in the sixth round (206th overall) of the 2020 draft

## PRO

### 2020

- Saw action in eight games as a rookie, playing primarily on special teams
- 9/24 vs. MIA:** Made his NFL debut at tight end and on special teams
- 12/20 at BAL:** Saw action on special teams, serving as the team's holder on field goals and extra points

## COLLEGE

- Transferred as a graduate student from Connecticut to Georgia Tech and played for the Yellow Jackets in 2019
- Played in 12 games and made 11 starts at Georgia Tech, ranking third among all Yellow Jacket pass catchers with 17 receptions for 148 yards and one TD
- Played in 36 games with UConn and amassed 47 receptions for 500 yards and seven TDs
- Began his career as a quarterback prior to switching to tight end... Utilized on trick plays and completed three passes for 58 yards

## PERSONAL

- Played quarterback at Mepham (Bellmore, N.Y.) High School and threw for 1,092 yards and 13 TDs as a senior, while rushing for 1,553 yards and 22 TDs
- Earned a bachelor's degree in financial management at Connecticut and aspires for a career on Wall Street after football
- Father, Steve, worked in the music industry with a record label and Tyler grew up playing the drums
- Models his game after Chiefs Pro Bowl TE Travis Kelce

## TYLER DAVIS' NFL REGULAR SEASON RUSHING/RECEIVING STATISTICS

DATE	TEAM	GP	GS	RECEIVING					RUSHING				
				NO.	YDS.	AVG.	LG	TD	NO.	YDS.	AVG.	LG	TD
2020	Jaguars	8	0	0	0	0.0	0	0	0	0	0.0	0	0
<b>NFL TOTALS</b>		<b>8</b>	<b>0</b>	<b>0</b>	<b>0</b>	<b>0.0</b>	<b>0</b>	<b>0</b>	<b>0</b>	<b>0</b>	<b>0.0</b>	<b>0</b>	<b>0</b>

## TYLER DAVIS' NFL REGULAR SEASON RETURN STATISTICS

DATE	TEAM	KICKOFF RETURNS					PUNT RETURNS					
		RET.	YDS.	AVG.	LG	TD	NO.	FC	YDS.	AVG.	LG	TD
2020	Jaguars	0	0	0.0	0	0	0	0	0	0.0	0	0
<b>NFL TOTALS</b>		<b>0</b>	<b>0</b>	<b>0.0</b>	<b>0</b>	<b>0</b>	<b>0</b>	<b>0</b>	<b>0</b>	<b>0.0</b>	<b>0</b>	<b>0</b>

## 2020 GAME-BY-GAME REGULAR-SEASON STATISTICS (JAGUARS)

DATE	OPPONENT	P/S	RECEIVING					RUSHING					W/L	SCORE
			NO.	YDS.	AVG.	LG	TD	NO.	YDS.	AVG.	LG	TD		
09/13	Colts												W	27-20
09/20	at Titans												L	30-33
09/24	Dolphins	P	0	0	0.0	0	0	0	0	0.0	0	0	L	13-31
10/04	at Bengals	P	0	0	0.0	0	0	0	0	0.0	0	0	L	25-33
10/11	at Texans	P	0	0	0.0	0	0	0	0	0.0	0	0	L	14-30
10/18	Lions	P	0	0	0.0	0	0	0	0	0.0	0	0	L	16-34
10/25	at Chargers												L	29-39
11/08	Texans	P	0	0	0.0	0	0	0	0	0.0	0	0	L	25-27
11/15	at Packers	P	0	0	0.0	0	0	0	0	0.0	0	0	L	20-24
11/22	Steelers												L	3-27
11/29	Browns												L	25-27
12/06	at Vikings												L	24-27+
12/13	Titans												L	10-31
12/20	at Ravens	P	0	0	0.0	0	0	0	0	0.0	0	0	L	14-40
12/27	Bears												L	17-41
01/03	at Colts	P	0	0	0.0	0	0	0	0	0.0	0	0	L	14-28
<b>2020 TOTALS</b>		<b>8-0</b>	<b>0</b>	<b>0</b>	<b>0.0</b>	<b>0</b>	<b>0</b>	<b>0</b>	<b>0</b>	<b>0.0</b>	<b>0</b>	<b>0</b>	<b>0</b>	<b>1-15</b>

+ - Overtime





# PHILLIP DORSETT II | 13



**POSITION:** WIDE RECEIVER  
**HT:** 5-10 | **WT:** 185 | **DOB:** 1-5-1993  
**COLLEGE:** MIAMI  
**HOMETOWN:** FORT LAUDERDALE, FLA.  
**ACQ:** UFA (SEA)-'21  
**EXP:** 7th YEAR

@Dorsett\_4  
 @dorsett4

## KEY TRANSACTIONS

- Originally drafted by Indianapolis in the first round (29th overall) of the 2015 Draft
- Traded to New England on 9/2/17
- Signed by Seattle on 3/30/20
- Signed by Jacksonville as an unrestricted free agent on 3/17/21

## PRO

### 2020 (Seahawks)

- Missed the 2020 season with a foot injury

### 2019 (Patriots)

- Started four of 14 games, catching 29 passes for 397 yards and a career-high five touchdowns

### 2018 (Patriots)

- Played in 16 games with two starts and finished the season with 32 catches for 290 yards and three touchdowns... Also rushed four times for 29 yards with a long of 17
- Won Super Bowl LIII

### 2017 (Patriots)

- Played in 15 games with two starts and totaled 12 receptions for 194 yards... Added one rush for seven yards

### 2016 (Colts)

- Competed in 15 games (seven starts) and caught 33 passes for 528 yards and two touchdowns in addition to two carries for 10 yards
- 9/25 vs. S.D.:** Started his first career NFL game at wide receiver and totaled three receptions for 27 yards

### 2015 (Colts)

- In his first season with the Colts, saw action in 11 games and totaled 18 receptions for 225 yards and one touchdown while adding three rushes for 17 yards
- 9/27 at TEN:** Caught two passes for 43 yards and his first career touchdown

## COLLEGE

- Played in 45 games with 30 starts at Miami and tallied 121 receptions for 2,132 yards and 17 touchdowns, with a long of 79 yards.
- His 23.3 yards per catch average in his final two collegiate seasons was the highest in the FBS.
- In 2014, his 24.2 yard per catch average ranked second in the nation while his 10 touchdowns led the conference.
- Started all 13 games for the Hurricanes at wide receiver in 2014, earning second-team All-ACC honors after posting 36 catches for 871 yards (24.2 avg.) and 10 touchdowns

## PERSONAL

- Attended St. Thomas Aquinas High School in Ft. Lauderdale, Fla. and helped lead his team to an undefeated season his senior year, winning the Florida 5-A football championship, as well as finishing first in the Powerade Fab 50 ESPN Rise national poll (top ranked high school program in the country)
- As a senior, tallied 35 catches for 806 yards and 12 touchdowns
- Listed as a three-star prospect by Rivals.com and ESPNU. As a junior, had 30 catches for 594 yards and nine touchdowns

## PHILLIP DORSETT II'S NFL REGULAR SEASON RUSHING/RECEIVING STATISTICS

DATE	TEAM	GP	GS	RECEIVING					RUSHING				
				NO.	YDS.	AVG.	LG	TD	NO.	YDS.	AVG.	LG	TD
2015	Colts	11	0	18	225	12.5	35t	1	3	17	5.7	11	0
2016	Colts	15	7	33	528	16.0	64t	2	2	10	5.0	7	0
2017	Patriots	15	2	12	194	16.2	39	0	1	7	7.0	7	0
Went from <b>New England</b> to <b>Indianapolis</b> .													
2017	Colts	0	0	0	0	0.0	0	0	0	0	0.0	0	0
2017	TOTAL	15	2	12	194	16.2	39	0	1	7	7.0	7	0
2018	Patriots	16	2	32	290	9.1	20	3	4	29	7.3	17	0
2019	Patriots	14	4	29	397	13.7	58t	5	3	21	7.0	9	0
2020	Seahawks	0	0	0	0	0.0	0	0	0	0	0.0	0	0
<b>NFL TOTALS</b>		<b>71</b>	<b>15</b>	<b>124</b>	<b>1,634</b>	<b>13.2</b>	<b>64T</b>	<b>11</b>	<b>13</b>	<b>84</b>	<b>6.5</b>	<b>17</b>	<b>0</b>



**PHILLIP DORSETT II'S NFL POSTSEASON RUSHING/RECEIVING STATISTICS**

DATE	TEAM	RECEIVING							RUSHING				
		GP	GS	NO.	YDS.	AVG.	LG	TD	NO.	YDS.	AVG.	LG	TD
2017	Patriots	2	0	2	50	25.0	31	0	0	0	0.0	0	0
2018	Patriots	3	0	5	70	14.0	29t	2	0	0	0.0	0	0
2019	Patriots	1	1	1	6	6.0	6	0	0	0	0.0	0	0
2020	Seahawks	0	0	0	0	0.0	0	0	0	0	0.0	0	0
<b>NFL TOTALS</b>		<b>6</b>	<b>1</b>	<b>8</b>	<b>126</b>	<b>15.8</b>	<b>31</b>	<b>2</b>	<b>0</b>	<b>0</b>	<b>0.0</b>	<b>0</b>	<b>0</b>

**PHILLIP DORSETT II'S NFL REGULAR SEASON RETURN STATISTICS**

DATE	TEAM	KICKOFF RETURNS					PUNT RETURNS					
		RET.	YDS.	AVG.	LG	TD	NO.	FC	YDS.	AVG.	LG	TD
2015	Colts	1	12	12.0	12	0	2	1	1	0.5	1	0
2016	Colts	0	0	0.0	0	0	0	1	0	0.0	0	0
2017	Patriots	0	0	0.0	0	0	0	0	0	0.0	0	0
Went from New England to Indianapolis.												
2017	Colts	0	0	0.0	0	0	0	0	0	0.0	0	0
2017	TOTAL	0	0	0.0	0	0	0	0	0	0.0	0	0
2018	Patriots	0	0	0.0	0	0	0	0	0	0.0	0	0
2019	Patriots	0	0	0.0	0	0	0	0	0	0.0	0	0
2020	Seahawks	0	0	0.0	0	0	0	0	0	0.0	0	0
<b>NFL TOTALS</b>		<b>1</b>	<b>12</b>	<b>12.0</b>	<b>12</b>	<b>0</b>	<b>2</b>	<b>2</b>	<b>1</b>	<b>0.5</b>	<b>1</b>	<b>0</b>

**PHILLIP DORSETT II'S NFL POSTSEASON RETURN STATISTICS**

DATE	TEAM	KICKOFF RETURNS					PUNT RETURNS					
		RET.	YDS.	AVG.	LG	TD	NO.	FC	YDS.	AVG.	LG	TD
2017	Patriots	0	0	0.0	0	0	0	0	0	0.0	0	0
2018	Patriots	0	0	0.0	0	0	0	0	0	0.0	0	0
2019	Patriots	0	0	0.0	0	0	0	0	0	0.0	0	0
2020	Seahawks	0	0	0.0	0	0	0	0	0	0.0	0	0
<b>NFL TOTALS</b>		<b>0</b>	<b>0</b>	<b>0.0</b>	<b>0</b>	<b>0</b>	<b>0</b>	<b>0</b>	<b>0</b>	<b>0.0</b>	<b>0</b>	<b>0</b>

**SINGLE-GAME HIGHS: RUSHING/RECEIVING**

<b>Rush Attempts</b>	2 vs. New York Jets, Sep 22, 2019 2 vs. New York Jets, Dec 30, 2018 ...1 more at 2.	<b>Kickoff Return Yards</b>	12 vs. Jacksonville Jaguars, Oct 04, 2015
<b>Rushing Yards</b>	16 vs. New York Jets, Dec 30, 2018 13 vs. Buffalo Bills, Dec 23, 2018	<b>Longest Kickoff Return</b>	12 vs. Jacksonville Jaguars, Oct 04, 2015
<b>Longest Runs</b>	17 vs. Buffalo Bills, Dec 23, 2018 11 vs. New York Jets, Dec 30, 2018 ...1 more at 11.	<b>Fair Catches</b>	1 vs. Kansas City Chiefs, Oct 30, 2016 1 at Buffalo Bills, Sep 13, 2015
<b>Receptions</b>	7 vs. Houston Texans, Sep 09, 2018 6 vs. New York Jets, Sep 22, 2019	<b>Punt Return Yards</b>	1 at Buffalo Bills, Sep 13, 2015
<b>Receiving Yards</b>	95 vs. Pittsburgh Steelers, Sep 08, 2019 94 vs. Detroit Lions, Sep 11, 2016	<b>Longest Punt Return</b>	1 at Buffalo Bills, Sep 13, 2015
<b>Longest Receptions</b>	64t at Jacksonville Jaguars, Oct 02, 2016 58t vs. Pittsburgh Steelers, Sep 08, 2019	<b>Punt Returns</b>	2 at Buffalo Bills, Sep 13, 2015
<b>Receiving TDs</b>	2 vs. Pittsburgh Steelers, Sep 08, 2019 1 at Philadelphia Eagles, Nov 17, 2019 ...8 more at 1.	<b>Miscellaneous Tackles</b>	1 vs. Miami Dolphins, Sep 30, 2018 1 at Buffalo Bills, Dec 03, 2017 ...2 more at 1.
<b>All-Purpose Yards</b>	95 vs. Pittsburgh Steelers, Sep 08, 2019 94 vs. Detroit Lions, Sep 11, 2016	<b>Most TDs</b>	2 vs. Pittsburgh Steelers, Sep 08, 2019 1 at Philadelphia Eagles, Nov 17, 2019 ...8 more at 1.
<b>Kickoff Returns</b>	1 vs. Jacksonville Jaguars, Oct 04, 2015		

**SINGLE-GAME HIGHS - POSTSEASON: RECEIVING**

<b>Receptions</b>	4 vs. Los Angeles Chargers, Jan 13, 2019 1 vs. Tennessee Titans, Jan 04, 2020 ...3 more at 1.	<b>Receiving TDs</b>	1 at Kansas City Chiefs, Jan 20, 2019 1 vs. Los Angeles Chargers, Jan 13, 2019
<b>Receiving Yards</b>	41 vs. Los Angeles Chargers, Jan 13, 2019 31 vs. Jacksonville Jaguars, Jan 21, 2018	<b>All-Purpose Yards</b>	41 vs. Los Angeles Chargers, Jan 13, 2019 31 vs. Jacksonville Jaguars, Jan 21, 2018
<b>Longest Receptions</b>	31 vs. Jacksonville Jaguars, Jan 21, 2018 29t at Kansas City Chiefs, Jan 20, 2019	<b>Most TDs</b>	1 at Kansas City Chiefs, Jan 20, 2019 1 vs. Los Angeles Chargers, Jan 13, 2019



**2020 GAME-BY-GAME REGULAR-SEASON STATISTICS (SEAHAWKS)**

DATE	OPPONENT	P/S	RECEIVING					RUSHING					W/L	SCORE
			NO.	YDS.	AVG.	LG	TD	NO.	YDS.	AVG.	LG	TD		
09/13	at Falcons												W	38-25
09/20	Patriots												W	35-30
09/27	Cowboys												W	38-31
10/04	at Dolphins												W	31-23
10/11	Vikings												W	27-26
10/25	at Cardinals												L	34-37+
11/01	49ers												W	37-27
11/08	at Bills												L	34-44
11/15	at Rams												L	16-23
11/19	Cardinals												W	28-21
11/30	at Eagles												W	23-17
12/06	Giants												L	12-17
12/13	Jets												W	40-3
12/20	at Washington												W	20-15
12/27	Rams												W	20-9
01/03	at 49ers												W	26-23
<b>2020 TOTALS</b>		<b>0-0</b>	<b>0</b>	<b>0</b>	<b>0.0</b>	<b>0</b>	<b>0</b>	<b>0</b>	<b>0</b>	<b>0</b>	<b>0.0</b>	<b>0</b>	<b>0</b>	<b>12-4</b>

+ - Overtime

**2020 GAME-BY-GAME POSTSEASON STATISTICS (SEAHAWKS)**

DATE	OPPONENT	P/S	RECEIVING					RUSHING					W/L	SCORE
			NO.	YDS.	AVG.	LG	TD	NO.	YDS.	AVG.	LG	TD		
01/09	Rams												L	20-30
<b>2020 TOTALS</b>		<b>0-0</b>	<b>0</b>	<b>0</b>	<b>0.0</b>	<b>0</b>	<b>0</b>	<b>0</b>	<b>0</b>	<b>0</b>	<b>0.0</b>	<b>0</b>	<b>0</b>	<b>0-1</b>







# DANIEL EKUALE | 99



**POSITION:** DEFENSIVE TACKLE  
**HT:** 6-3 | **WT:** 305 | **DOB:** 1-13-1994  
**COLLEGE:** WASHINGTON STATE  
**HOMETOWN:** PAGO PAGO, AMERICAN SAMOA  
**ACQ:** PS (JAX)-'20  
**EXP:** 3rd YEAR

@tanielu\_ekuale

@danielekuale96

## KEY TRANSACTIONS

- Originally signed by Cleveland as a rookie free agent on 5/4/18
- Signed by Jacksonville to the practice squad on 9/8/20
- Promoted to Jacksonville's 53-man roster on 9/28/20

## PRO

### 2020 (Jaguars)

- Saw action in nine games, making five starts... Tallied 13 tackles (six solo), two tackles for loss and 1.0 sack
- 12/6 at MIN:** Registered his first career start at nose tackle and posted two tackles and 1.0 sack
- 12/13 vs. TEN:** Started at nose tackle and totaled a career-best six tackles (two solo)

### 2019 (Browns)

- Played in seven games, tallying four tackles (three solo) before being placed on Reserve/Injured because of a calf injury

### 2018 (Browns)

- Spent the majority of his rookie season on the practice squad in Cleveland

## COLLEGE

- Appeared in 51 games (22 starts) at Washington State, totaling 71 career tackles, 3.0 sacks and two forced fumbles
- Played in all 13 games with 12 starts as a senior, recording 17 tackles, 1.0 sack and a forced fumble
- Started in nine of 13 games as a junior in 2016, recording a career-high 23 tackles and 1.0 sack

## PERSONAL

- Given name is Tanielu Ekuale
- Attended Nuuuli Technical High School

## DANIEL EKUALE'S NFL REGULAR SEASON DEFENSIVE STATISTICS

DATE	TEAM	GP	GS	TACKLES							INTERCEPTIONS					O. FUMB			ST				MISC				
				TK	S	A	TFL	YDS	SK	YDS	QBH	NO	YDS	LG	TD	PD	FF	FR	YDS	TK	S	A	FF	FR	S	A	
2018	Browns	0	0	0	0	0	0	0	0.0	0.0	0	0	0	0	0	0	0	0	0	0	0	0	0	0	0	0	0
2019	Browns	7	0	4	3	1	1	1	0.0	0.0	0	0	0	0	0	0	0	0	0	0	0	0	0	0	0	0	0
2020	Jaguars	9	5	13	6	7	1	9	1.0	9.0	1	0	0	0	0	0	0	0	0	0	0	0	0	0	0	0	0
<b>NFL TOTALS</b>		<b>16</b>	<b>5</b>	<b>17</b>	<b>9</b>	<b>8</b>	<b>2</b>	<b>10</b>	<b>1.0</b>	<b>9.0</b>	<b>1</b>	<b>0</b>	<b>0</b>	<b>0</b>	<b>0</b>	<b>0</b>	<b>0</b>	<b>0</b>	<b>0</b>	<b>0</b>	<b>0</b>	<b>0</b>	<b>0</b>	<b>0</b>	<b>0</b>	<b>0</b>	<b>0</b>

## SINGLE-GAME HIGHS: DEFENSIVE

**Total Tackles** 6 vs. Tennessee Titans, Dec 13, 2020  
 2 at Indianapolis Colts, Jan 03, 2021  
 ...2 more at 2.

**Tackles For Loss** 1 at Minnesota Vikings, Dec 06, 2020  
 1 at New York Jets, Sep 16, 2019

**Sacks** 1.0 at Minnesota Vikings, Dec 06, 2020



**2020 GAME-BY-GAME REGULAR-SEASON STATISTICS (JAGUARS)**

DATE	OPPONENT	P/S	TACKLES					INTERCEPTIONS					O. FUMB			ST					MISC		W/L	SCORE			
			TK	S	A	SK	YDS	TFL	YDS	QBH	NO	YDS	LG	TD	PD	FF	FR	YDS	TK	S	A	FF			FR	S	A
09/13	Colts																									W	27-20
09/20	at Titans																									L	30-33
09/24	Dolphins																									L	13-31
10/04	at Bengals																									L	25-33
10/11	at Texans																									L	14-30
10/18	Lions																									L	16-34
10/25	at Chargers																									L	29-39
11/08	Texans	P	1	0	1	0.0	0.0	0	0	0	0	0	0	0	0	0	0	0	0	0	0	0	0	0	0	L	25-27
11/15	at Packers	P	0	0	0	0.0	0.0	0	0	0	0	0	0	0	0	0	0	0	0	0	0	0	0	0	0	L	20-24
11/22	Steelers	P	1	0	1	0.0	0.0	0	0	0	0	0	0	0	0	0	0	0	0	0	0	0	0	0	0	L	3-27
11/29	Browns	P	0	0	0	0.0	0.0	0	0	0	0	0	0	0	0	0	0	0	0	0	0	0	0	0	0	L	25-27
12/06	at Vikings	S	2	2	0	1.0	9.0	1	9	1	0	0	0	0	0	0	0	0	0	0	0	0	0	0	0	L	24-27+
12/13	Titans	S	6	2	4	0.0	0.0	0	0	0	0	0	0	0	0	0	0	0	0	0	0	0	0	0	0	L	10-31
12/20	at Ravens	S	1	1	0	0.0	0.0	0	0	0	0	0	0	0	0	0	0	0	0	0	0	0	0	0	0	L	14-40
12/27	Bears	S	0	0	0	0.0	0.0	0	0	0	0	0	0	0	0	0	0	0	0	0	0	0	0	0	0	L	17-41
01/03	at Colts	S	2	1	1	0.0	0.0	0	0	0	0	0	0	0	0	0	0	0	0	0	0	0	0	0	0	L	14-28
<b>2020 TOTALS</b>		<b>9-5</b>	<b>13</b>	<b>6</b>	<b>7</b>	<b>1.0</b>	<b>9.0</b>	<b>1</b>	<b>9</b>	<b>1</b>	<b>0</b>	<b>0</b>	<b>0</b>	<b>0</b>	<b>0</b>	<b>0</b>	<b>0</b>	<b>0</b>	<b>0</b>	<b>0</b>	<b>0</b>	<b>0</b>	<b>0</b>	<b>0</b>	<b>0</b>	<b>1-15</b>	

+ - Overtime

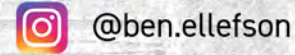




# BEN ELLEFSON | 86



**POSITION:** TIGHT END  
**HT:** 6-3 | **WT:** 255 | **DOB:** 9-1-1996  
**COLLEGE:** NORTH DAKOTA STATE  
**HOMETOWN:** HAWLEY, MINN.  
**ACQ:** FA-'20  
**EXP:** 2nd YEAR



## KEY TRANSACTIONS

- Originally signed as a rookie free agent on 4/28/20

## PRO

### 2020 (Jaguars)

- Saw action in seven games and made three starts... Hauled in one reception for 10 yards... Spent training camp with the Jaguars before joining the team's practice squad... Promoted to the 53-man active roster on Oct. 22... Placed on injured reserve on Dec. 5 with a knee injury
- 10/25 at LAC:** Saw action at tight end, converting a 2-point conversion attempt on a pass from QB Gardner Minshew II
- 11/22 vs. PIT:** Started at tight end and caught one pass, the first of his career, for 10 yards

## COLLEGE

- Posted 35 catches for 463 yards over 59 career games, including 30 starts at tight end
- Including his redshirt year, part of five conference championship teams, four FCS national championships and went 70-5 throughout his career
- Named Second Team All-American by the AFCA and Fourth Team All-American by Phil Steele after catching 15 passes for 199 yards and five TDs as a senior in 2019

## PERSONAL

- Attended Hawley (Minnesota) High School and led the team to a 41-6 record and three state tournaments in four seasons
- Son of Randy and Kara Ellefson

### BEN ELLEFSON'S NFL REGULAR SEASON RUSHING/RECEIVING STATISTICS

DATE	TEAM	GP	GS	RECEIVING					RUSHING				
				NO.	YDS.	AVG.	LG	TD	NO.	YDS.	AVG.	LG	TD
2020	Jaguars	7	4	1	10	10.0	10	0	0	0	0.0	0	0
<b>NFL TOTALS</b>		<b>7</b>	<b>4</b>	<b>1</b>	<b>10</b>	<b>10.0</b>	<b>10</b>	<b>0</b>	<b>0</b>	<b>0</b>	<b>0.0</b>	<b>0</b>	<b>0</b>

### BEN ELLEFSON'S NFL REGULAR SEASON RETURN STATISTICS

DATE	TEAM	KICKOFF RETURNS					PUNT RETURNS					
		RET.	YDS.	AVG.	LG	TD	NO.	FC	YDS.	AVG.	LG	TD
2020	Jaguars	0	0	0.0	0	0	0	0	0	0.0	0	0
<b>NFL TOTALS</b>		<b>0</b>	<b>0</b>	<b>0.0</b>	<b>0</b>	<b>0</b>	<b>0</b>	<b>0</b>	<b>0</b>	<b>0.0</b>	<b>0</b>	<b>0</b>

### SINGLE-GAME HIGHS: RECEIVING

**Receptions** 1 vs. Pittsburgh Steelers, Nov 22, 2020      **Longest Receptions** 10 vs. Pittsburgh Steelers, Nov 22, 2020  
**Receiving Yards** 10 vs. Pittsburgh Steelers, Nov 22, 2020      **All-Purpose Yards** 10 vs. Pittsburgh Steelers, Nov 22, 2020



**2020 GAME-BY-GAME REGULAR-SEASON STATISTICS (JAGUARS)**

DATE	OPPONENT	P/S	RECEIVING					RUSHING					W/L	SCORE
			NO.	YDS.	AVG.	LG	TD	NO.	YDS.	AVG.	LG	TD		
09/13	Colts												W	27-20
09/20	at Titans												L	30-33
09/24	Dolphins												L	13-31
10/04	at Bengals												L	25-33
10/11	at Texans												L	14-30
10/18	Lions												L	16-34
10/25	at Chargers												L	29-39
11/08	Texans												L	25-27
11/15	at Packers	P	0	0	0.0	0	0	0	0	0.0	0	0	L	20-24
11/22	Steelers	S	1	10	10.0	10	0	0	0	0.0	0	0	L	3-27
11/29	Browns	S	0	0	0.0	0	0	0	0	0.0	0	0	L	25-27
12/06	at Vikings												L	24-27+
12/13	Titans												L	10-31
12/20	at Ravens												L	14-40
12/27	Bears												L	17-41
01/03	at Colts												L	14-28
<b>2020 TOTALS</b>		<b>3-2</b>	<b>1</b>	<b>10</b>	<b>10.0</b>	<b>10</b>	<b>0</b>	<b>0</b>	<b>0</b>	<b>0.0</b>	<b>0</b>	<b>0</b>	<b>0</b>	<b>1-15</b>

+ - Overtime

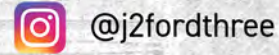




# RUDY FORD | 5



**POSITION:** SAFETY  
**HT:** 6-0 | **WT:** 210 | **DOB:** 11-1-1994  
**COLLEGE:** AUBURN  
**HOMETOWN:** NEW HOPE, ALA.  
**ACQ:** UFA (PHI)-21  
**EXP:** 5th YEAR



## KEY TRANSACTIONS

- Originally drafted by Arizona in the sixth round (208th overall) of the 2017 Draft
- Traded to Philadelphia on 8/22/19
- Signed by Jacksonville as a free agent on 3/17/21

## PRO

### 2020 (Eagles)

- Saw action in eight games with one start in final regular season contest against Washington
- Recorded four total tackles (three solo) and 13 special teams tackles

### 2019 (Eagles)

- Appeared in 10 games in first season in Philadelphia mostly on special teams
- Finished the season with three total tackles (one solo) and five special teams tackles
- 11/17 vs. NE:** Saw action at safety and recorded three total tackles (one solo)

### 2018 (Cardinals)

- Totaled four tackles on defense and eight stops on special teams in 13 games
- 10/18 vs. DEN:** Made his first-career start registering three tackles and one special teams tackle

### 2017 (Cardinals)

- Played on special teams in the first 10 games and totaled five special teams tackles before suffering a season-ending knee injury
- 9/10 at DET:** Notched a special teams tackle in his NFL debut

## COLLEGE

- In four seasons at Auburn, Ford appeared in 52 games (34 starts) and totaled 275 tackles, 1.5 sacks, 11.5 tackles for loss, five INTs, three forced fumbles and a fumble recovery
- Led the Tigers in tackles in both 2014 (93) and 2015 (118)

## PERSONAL

- Attended New Hope (Big Cove, AL) High School where he gained 1,669 yards and scored 27 TDs as a senior
- Class 3A first-team all-state selection, was also chosen to play in the Alabama-Mississippi All-Star game
- Named the top running back prospect in Alabama on Rivals.com
- Real first name is Johnathan, was given the nickname "Rudy" as a child by his uncle Phillip

### RUDY FORD'S NFL REGULAR SEASON DEFENSIVE STATISTICS

DATE	TEAM	GP	TACKLES							INTERCEPTIONS							O. FUMB			ST				MISC		
			GS	TK	S	A	TFL	YDS	SK	YDS	QBH	NO	YDS	LG	TD	PD	FF	FR	YDS	TK	S	A	FF	FR	S	A
2017	Cardinals	10	0	0	0	0	0	0	0.0	0.0	0	0	0	0	0	0	0	0	0	5	5	0	0	0	0	0
2018	Cardinals	13	1	4	2	2	0	0	0.0	0.0	0	0	0	0	0	0	0	0	0	8	7	1	0	0	0	0
2019	Eagles	10	0	2	1	1	0	0	0.0	0.0	0	0	0	0	0	0	0	0	0	4	2	2	0	0	0	0
2020	Eagles	8	1	4	3	1	1	1	0.0	0.0	0	0	0	0	0	0	0	0	0	11	10	1	0	0	0	0
<b>NFL TOTALS</b>		<b>41</b>	<b>2</b>	<b>10</b>	<b>6</b>	<b>4</b>	<b>1</b>	<b>1</b>	<b>0.0</b>	<b>0.0</b>	<b>0</b>	<b>0</b>	<b>0</b>	<b>0</b>	<b>0</b>	<b>0</b>	<b>0</b>	<b>0</b>	<b>0</b>	<b>28</b>	<b>24</b>	<b>4</b>	<b>0</b>	<b>0</b>	<b>0</b>	<b>0</b>

### RUDY FORD'S NFL POSTSEASON DEFENSIVE STATISTICS

DATE	TEAM	GP	TACKLES							INTERCEPTIONS							O. FUMB			ST				MISC		
			GS	TK	S	A	TFL	YDS	SK	YDS	QBH	NO	YDS	LG	TD	PD	FF	FR	YDS	TK	S	A	FF	FR	S	A
2019	Eagles	0	0	0	0	0	0	0	0.0	0.0	0	0	0	0	0	0	0	0	0	0	0	0	0	0	0	0
<b>NFL TOTALS</b>		<b>0</b>	<b>0</b>	<b>0</b>	<b>0</b>	<b>0</b>	<b>0</b>	<b>0</b>	<b>0.0</b>	<b>0.0</b>	<b>0</b>	<b>0</b>	<b>0</b>	<b>0</b>	<b>0</b>	<b>0</b>	<b>0</b>	<b>0</b>	<b>0</b>	<b>0</b>	<b>0</b>	<b>0</b>	<b>0</b>	<b>0</b>	<b>0</b>	<b>0</b>

### SINGLE-GAME HIGHS: DEFENSIVE

**Total Tackles** 3 vs. Washington, Jan 03, 2021  
 3 vs. Denver Broncos, Oct 18, 2018  
**Tackles For Loss** 1 at Dallas Cowboys, Dec 27, 2020


**Special Teams Tackles** 3 at Washington, Sep 13, 2020  
 2 at New York Giants, Nov 15, 2020  
 ...4 more at 2.



2020 GAME-BY-GAME REGULAR-SEASON STATISTICS (EAGLES)

DATE	OPPONENT	P/S	TACKLES							INTERCEPTIONS					O. FUMB			ST					MISC		SCORE	
			TK	S	A	SK	YDS	TFL	YDS	QBH	NO	YDS	LG	TD	PD	FF	FR	YDS	TK	S	A	FF	FR	S		A
09/13	at Washington	P	0	0	0	0.0	0.0	0	0	0	0	0	0	0	0	0	0	0	0	0	0	0	0	0	L	17-27
09/20	Rams	P	0	0	0	0.0	0.0	0	0	0	0	0	0	0	0	0	0	0	0	0	0	0	0	0	L	19-37
09/27	Bengals																								T	23-23
10/04	at 49ers	P	0	0	0	0.0	0.0	0	0	0	0	0	0	0	0	0	0	0	0	0	0	0	0	0	W	25-20
10/11	at Steelers																								L	29-38
10/18	Ravens																								L	28-30
10/22	Giants																								W	22-21
11/01	Cowboys	P	0	0	0	0.0	0.0	0	0	0	0	0	0	0	0	0	0	0	0	0	0	0	0	0	W	23-9
11/15	at Giants	P	0	0	0	0.0	0.0	0	0	0	0	0	0	0	0	0	0	0	0	0	0	0	0	0	L	17-27
11/22	at Browns																								L	17-22
11/30	Seahawks																								L	17-23
12/06	at Packers																								L	16-30
12/13	Saints																								W	24-21
12/20	at Cardinals	P	0	0	0	0.0	0.0	0	0	0	0	0	0	0	0	0	0	0	0	0	0	0	0	0	L	26-33
12/27	at Cowboys	P	1	1	0	0.0	0.0	1	1	0	0	0	0	0	0	0	0	0	0	0	0	0	0	0	L	17-37
01/03	Washington	S	3	2	1	0.0	0.0	0	0	0	0	0	0	0	0	0	0	0	0	0	0	0	0	0	L	14-20
<b>2020 TOTALS</b>		<b>8-1</b>	<b>4</b>	<b>3</b>	<b>1</b>	<b>0.0</b>	<b>0.0</b>	<b>1</b>	<b>1</b>	<b>0</b>	<b>0</b>	<b>0</b>	<b>0</b>	<b>0</b>	<b>0</b>	<b>0</b>	<b>0</b>	<b>0</b>	<b>0</b>	<b>0</b>	<b>0</b>	<b>0</b>	<b>0</b>	<b>0</b>	<b>4-11-1</b>	





# ADAM GOTSIS | 96



**POSITION:** DEFENSIVE LINEMAN  
**HT:** 6-4 | **WT:** 290 | **DOB:** 9-23-1992  
**COLLEGE:** GEORGIA TECH  
**HOMETOWN:** MELBOURNE, AUSTRALIA  
**ACQ:** FA-'21  
**EXP:** 6th YEAR

@gotsis96

@adamgotsis

## KEY TRANSACTIONS

- Originally drafted by Denver in the second round (63rd overall) of the 2016 NFL Draft
- Signed by Jacksonville on 8/2/20

## PRO

### 2020 (Jaguars)

- Saw action in all 16 games, starting 13... Totaled 37 tackles (18 solo), four tackles for loss, three passes defended and one forced fumble
- 10/18 vs. DET:** Started at defensive end and posted two tackles, including one tackle for loss and one pass defended
- 12/13 vs. TEN:** Made his 40th career start at defensive end, assisting on three tackles and notching one tackle for loss

### 2019 (Broncos)

- Appeared in nine games with three starts before missing the last three contests due to a knee injury

### 2018 (Broncos)

- Played in all 16 games and registered 38 tackles (25 solo), six passes defended and 3.0 sacks
- 12/15 vs. CLE:** Tied a career high with six tackles, including a strip sack and a fourth-down tackle for loss in the fourth quarter

### 2017 (Broncos)

- Totaled 41 tackles (28 solo), four passes defended and 2.0 sacks

### 2016 (Broncos)

- Tallied 14 tackles (five solo), one pass defended and one fumble recovery in his rookie season

## COLLEGE

- Appeared in 48 games (37 starts), totaling 110 tackles (69 solo), 12.5 sacks, two INTs, two fumble recoveries and four blocked kicks
- Named to the All-ACC Second Team by both the media and coaches as a junior

## PERSONAL

- Attended Kew High School in Abbotsford, Victoria, Australia
- Competed in Australian Rules Football for eight years before playing American Rules Football in the Gridiron Victoria (club league with 13 teams across the state of Victoria) for the Monash Warriors in Melbourne
- Became the highest-drafted Australian-born player in NFL history

## ADAM GOTSIS' NFL REGULAR SEASON DEFENSIVE STATISTICS

DATE	TEAM	GP	GS	TACKLES							INTERCEPTIONS					O. FUMB			ST				MISC					
				TK	S	A	TFL	YDS	SK	YDS	QBH	NO	YDS	LG	TD	PD	FF	FR	YDS	TK	S	A	FF	FR	S	A		
2016	Broncos	16	0	14	5	9	0	0	0.0	0.0	3	0	0	0	0	1	0	1	0	0	0	0	0	0	0	0	0	0
2017	Broncos	16	13	41	28	13	4	10	2.0	4.0	5	0	0	0	0	4	0	1	0	0	0	0	0	0	0	0	0	0
2018	Broncos	16	12	38	25	13	4	16	3.0	17.0	7	0	0	0	0	6	2	1	0	0	0	0	0	0	0	0	0	
2019	Broncos	9	3	16	11	5	1	2	0.0	0.0	0	0	0	0	0	2	0	0	0	0	0	0	0	0	0	0	0	
2020	Jaguars	16	14	37	18	19	4	12	0.0	0.0	3	0	0	0	0	3	1	0	0	0	0	0	0	0	0	0	0	
<b>NFL TOTALS</b>		<b>73</b>	<b>42</b>	<b>146</b>	<b>87</b>	<b>59</b>	<b>13</b>	<b>40</b>	<b>5.0</b>	<b>21.0</b>	<b>18</b>	<b>0</b>	<b>0</b>	<b>0</b>	<b>0</b>	<b>16</b>	<b>3</b>	<b>3</b>	<b>0</b>	<b>0</b>	<b>0</b>	<b>0</b>	<b>0</b>	<b>0</b>	<b>0</b>	<b>0</b>	<b>0</b>	

## SINGLE-GAME HIGHS: DEFENSIVE

<b>Total Tackles</b>	6 vs. Cleveland Browns, Dec 15, 2018 6 at Indianapolis Colts, Dec 14, 2017	<b>Forced Fumbles</b>	1 at Baltimore Ravens, Dec 20, 2020 1 vs. Cleveland Browns, Dec 15, 2018 ...1 more at 1.
<b>Sacks</b>	1.0 at Oakland Raiders, Dec 24, 2018 1.0 vs. Cleveland Browns, Dec 15, 2018 ...3 more at 1.0.	<b>Fumble Recoveries</b>	1 at New York Jets, Oct 07, 2018 1 vs. New York Jets, Dec 10, 2017 ...1 more at 1.
<b>Passes Defensed</b>	2 vs. Seattle Seahawks, Sep 09, 2018 2 vs. Cincinnati Bengals, Nov 19, 2017	<b>Tackles For Loss</b>	1 vs. Houston Texans, Nov 08, 2020 1 vs. Detroit Lions, Oct 18, 2020 ...11 more at 1.



**2020 GAME-BY-GAME REGULAR-SEASON STATISTICS (JAGUARS)**

DATE	OPPONENT	P/S	TACKLES								INTERCEPTIONS					O. FUMB			ST					MISC			SCORE
			TK	S	A	SK	YDS	TFL	YDS	QBH	NO	YDS	LG	TD	PD	FF	FR	YDS	TK	S	A	FF	FR	S	A	W/L	
09/13	Colts	S	3	1	2	0.0	0.0	0	0	0	0	0	0	0	0	0	0	0	0	0	0	0	0	0	0	W	27-20
09/20	at Titans	S	4	3	1	0.0	0.0	1	7	0	0	0	0	0	0	0	0	0	0	0	0	0	0	0	0	L	30-33
09/24	Dolphins	S	2	1	1	0.0	0.0	1	1	0	0	0	0	0	0	0	0	0	0	0	0	0	0	0	0	L	13-31
10/04	at Bengals	S	0	0	0	0.0	0.0	0	0	0	0	0	0	0	0	0	0	0	0	0	0	0	0	0	0	L	25-33
10/11	at Texans	P	2	1	1	0.0	0.0	0	0	0	0	0	0	0	0	0	0	0	0	0	0	0	0	0	0	L	14-30
10/18	Lions	S	2	2	0	0.0	0.0	1	2	0	0	0	0	0	1	0	0	0	0	0	0	0	0	0	0	L	16-34
10/25	at Chargers	S	1	0	1	0.0	0.0	0	0	0	0	0	0	0	0	0	0	0	0	0	0	0	0	0	0	L	29-39
11/08	Texans	S	1	1	0	0.0	0.0	1	2	0	0	0	0	0	0	0	0	0	0	0	0	0	0	0	0	L	25-27
11/15	at Packers	S	5	0	5	0.0	0.0	0	0	0	0	0	0	0	0	0	0	0	0	0	0	0	0	0	0	L	20-24
11/22	Steelers	S	1	0	1	0.0	0.0	0	0	1	0	0	0	0	0	0	0	0	0	0	0	0	0	0	0	L	3-27
11/29	Browns	S	5	3	2	0.0	0.0	0	0	0	0	0	0	0	0	0	0	0	0	0	0	0	0	0	0	L	25-27
12/06	at Vikings	S	1	0	1	0.0	0.0	0	0	1	0	0	0	0	0	0	0	0	0	0	0	0	0	0	0	L	24-27+
12/13	Titans	S	3	0	3	0.0	0.0	0	0	1	0	0	0	0	0	0	0	0	0	0	0	0	0	0	0	L	10-31
12/20	at Ravens	S	4	3	1	0.0	0.0	0	0	0	0	0	0	0	1	1	0	0	0	0	0	0	0	0	0	L	14-40
12/27	Bears	S	1	1	0	0.0	0.0	0	0	0	0	0	0	0	0	0	0	0	0	0	0	0	0	0	0	L	17-41
01/03	at Colts	P	2	2	0	0.0	0.0	0	0	0	0	0	0	0	1	0	0	0	0	0	0	0	0	0	0	L	14-28
<b>2020 TOTALS</b>			<b>16-14</b>	<b>37</b>	<b>18</b>	<b>19</b>	<b>0.0</b>	<b>0.0</b>	<b>4</b>	<b>12</b>	<b>3</b>	<b>0</b>	<b>0</b>	<b>0</b>	<b>0</b>	<b>3</b>	<b>1</b>	<b>0</b>	<b>0</b>	<b>0</b>	<b>0</b>	<b>0</b>	<b>0</b>	<b>0</b>	<b>0</b>	<b>1-15</b>	

+ - Overtime







# DERWIN GRAY | 70



**POSITION:** OFFENSIVE LINEMAN

**HT:** 6-4 | **WT:** 325 | **DOB:** 5-8-1991

**COLLEGE:** MARYLAND

**HOMETOWN:** WASHINGTON, D.C.

**ACQ:** W (PIT)-'20

**EXP:** 2nd YEAR

## KEY TRANSACTIONS

- Originally drafted by Pittsburgh in the seventh round (219th overall) of the 2019 Draft
- Claimed off waivers by Jacksonville on 12/28/20

## PRO

### 2020 (Steelers)

- Active for five games during the season

### 2019 (Steelers)

- Spent entire season as a member of the practice squad

## COLLEGE

- Appeared in 35 games at Maryland, making 25 starts... Started all 10 of 12 games played at left tackle his redshirt senior year
- As a redshirt junior, started all 12 games at left tackle, earning the team's James M. Tatum Memorial Award as the program's best lineman
- Saw action in all 13 games as a redshirt sophomore, with three starts at left tackle
- Only appeared in two games as a redshirt freshman
- Spent the 2013 season at Fork Union (Fork Union, Va.) Academy

## PERSONAL

- Played at Friendship Collegiate (Washington, D.C.) Academy... Part of a 2012 team that captured the DCSAA Championship as a senior
- Played in the Under Armour All-American Game

### DERWIN GRAY'S NFL REGULAR SEASON STATISTICS

DATE	TEAM	GP	GS
2019	Steelers	0	0
2020	Steelers	5	0
<b>NFL TOTALS</b>		<b>5</b>	<b>0</b>

### DERWIN GRAY'S NFL POSTSEASON STATISTICS

DATE	TEAM	GP	GS
2020	Steelers	0	0
<b>NFL TOTALS</b>		<b>0</b>	<b>0</b>

### DERWIN GRAY'S NFL REGULAR SEASON DEFENSIVE STATISTICS

DATE	TEAM	GP	GS	TACKLES							INTERCEPTIONS					O. FUMB			ST		MISC					
				TK	S	A	TFL	YDS	SK	YDS	QBH	NO	YDS	LG	TD	PD	FF	FR	YDS	TK	S	A	FF	FR	S	A
2019	Steelers	0	0	0	0	0	0	0	0	0.0	0.0	0	0	0	0	0	0	0	0	0	0	0	0	0	0	0
2020	Steelers	5	0	0	0	0	0	0	0	0.0	0.0	0	0	0	0	0	0	0	0	0	0	0	0	0	0	0
<b>NFL TOTALS</b>		<b>5</b>	<b>0</b>	<b>0</b>	<b>0</b>	<b>0</b>	<b>0</b>	<b>0</b>	<b>0</b>	<b>0.0</b>	<b>0.0</b>	<b>0</b>	<b>0</b>	<b>0</b>	<b>0</b>	<b>0</b>	<b>0</b>	<b>0</b>	<b>0</b>	<b>0</b>	<b>0</b>	<b>0</b>	<b>0</b>	<b>0</b>	<b>0</b>	<b>0</b>

### DERWIN GRAY'S NFL POSTSEASON DEFENSIVE STATISTICS

DATE	TEAM	GP	GS	TACKLES							INTERCEPTIONS					O. FUMB			ST		MISC					
				TK	S	A	TFL	YDS	SK	YDS	QBH	NO	YDS	LG	TD	PD	FF	FR	YDS	TK	S	A	FF	FR	S	A
2020	Steelers	0	0	0	0	0	0	0	0	0.0	0.0	0	0	0	0	0	0	0	0	0	0	0	0	0	0	0
<b>NFL TOTALS</b>		<b>0</b>	<b>0</b>	<b>0</b>	<b>0</b>	<b>0</b>	<b>0</b>	<b>0</b>	<b>0</b>	<b>0.0</b>	<b>0.0</b>	<b>0</b>	<b>0</b>	<b>0</b>	<b>0</b>	<b>0</b>	<b>0</b>	<b>0</b>	<b>0</b>	<b>0</b>	<b>0</b>	<b>0</b>	<b>0</b>	<b>0</b>	<b>0</b>	<b>0</b>



**2020 GAME-BY-GAME REGULAR-SEASON STATISTICS (STEELERS)**

DATE	OPPONENT	P/S		W/L	SCORE
09/14	at Giants		DID NOT PLAY	W	26-16
09/20	Broncos	P		W	26-21
09/27	Texans		INACTIVE	W	28-21
10/11	Eagles		INACTIVE	W	38-29
10/18	Browns	P		W	38-7
10/25	at Titans		INACTIVE	W	27-24
11/01	at Ravens		INACTIVE	W	28-24
11/08	at Cowboys		INACTIVE	W	24-19
11/15	Bengals		DID NOT PLAY	W	36-10
11/22	at Jaguars	P		W	27-3
12/02	Ravens	P		W	19-14
12/07	Washington		INACTIVE	L	17-23
12/13	at Bills		INACTIVE	L	15-26
12/21	at Bengals	P		L	17-27
12/27	Colts		DID NOT PLAY	W	28-24
01/03	at Browns		DID NOT PLAY	L	22-24
<b>2020 TOTALS</b>		<b>5-0</b>			<b>12-4</b>

**2020 GAME-BY-GAME POSTSEASON STATISTICS (STEELERS)**

DATE	OPPONENT	P/S		W/L	SCORE
01/10	Browns		DID NOT PLAY	L	37-48
<b>2020 TOTALS</b>		<b>0-0</b>			<b>0-1</b>

**2020 GAME-BY-GAME REGULAR-SEASON STATISTICS (STEELERS)**

DATE	OPPONENT	P/S	TACKLES					INTERCEPTIONS					O. FUMB			ST					MISC		W/L	SCORE				
			TK	S	A	SK	YDS	TFL	YDS	QBH	NO	YDS	LG	TD	PD	FF	FR	YDS	TK	S	A	FF			FR	S	A	
09/14	at Giants																									W	26-16	
09/20	Broncos	P	0	0	0	0.0	0.0	0	0	0	0	0	0	0	0	0	0	0	0	0	0	0	0	0	0	0	W	26-21
09/27	Texans																									W	28-21	
10/11	Eagles																									W	38-29	
10/18	Browns	P	0	0	0	0.0	0.0	0	0	0	0	0	0	0	0	0	0	0	0	0	0	0	0	0	0	W	38-7	
10/25	at Titans																									W	27-24	
11/01	at Ravens																									W	28-24	
11/08	at Cowboys																									W	24-19	
11/15	Bengals																									W	36-10	
11/22	at Jaguars	P	0	0	0	0.0	0.0	0	0	0	0	0	0	0	0	0	0	0	0	0	0	0	0	0	0	W	27-3	
12/02	Ravens	P	0	0	0	0.0	0.0	0	0	0	0	0	0	0	0	0	0	0	0	0	0	0	0	0	0	W	19-14	
12/07	Washington																									L	17-23	
12/13	at Bills																									L	15-26	
12/21	at Bengals	P	0	0	0	0.0	0.0	0	0	0	0	0	0	0	0	0	0	0	0	0	0	0	0	0	0	L	17-27	
12/27	Colts																									W	28-24	
01/03	at Browns																									L	22-24	
<b>2020 TOTALS</b>		<b>5-0</b>	<b>0</b>	<b>0</b>	<b>0</b>	<b>0.0</b>	<b>0.0</b>	<b>0</b>	<b>0</b>	<b>0</b>	<b>0</b>	<b>0</b>	<b>0</b>	<b>0</b>	<b>0</b>	<b>0</b>	<b>0</b>	<b>0</b>	<b>0</b>	<b>0</b>	<b>0</b>	<b>0</b>	<b>0</b>	<b>0</b>	<b>0</b>	<b>12-4</b>		

**2020 GAME-BY-GAME POSTSEASON STATISTICS (STEELERS)**

DATE	OPPONENT	P/S	TACKLES					INTERCEPTIONS					O. FUMB			ST					MISC		W/L	SCORE			
			TK	S	A	SK	YDS	TFL	YDS	QBH	NO	YDS	LG	TD	PD	FF	FR	YDS	TK	S	A	FF			FR	S	A
01/10	Browns																									L	37-48
<b>2020 TOTALS</b>			<b>0</b>	<b>0</b>	<b>0</b>	<b>0.0</b>	<b>0.0</b>	<b>0</b>	<b>0</b>	<b>0</b>	<b>0</b>	<b>0</b>	<b>0</b>	<b>0</b>	<b>0</b>	<b>0</b>	<b>0</b>	<b>0</b>	<b>0</b>	<b>0</b>	<b>0</b>	<b>0</b>	<b>0</b>	<b>0</b>	<b>0</b>	<b>0-1</b>	





# SHAQUILL GRIFFIN | 26



**POSITION:** CORNERBACK  
**HT:** 6-0 | **WT:** 200 | **DOB:** 7-20-1995  
**COLLEGE:** CENTRAL FLORIDA  
**HOMETOWN:** ST. PETERSBURG, FLA.  
**ACQ:** UFA (SEA)-'21  
**EXP:** 5th YEAR

@ShaquillG  
 @shaquillg

## KEY TRANSACTIONS

- Originally drafted by Seattle in the third round (90th overall) of the 2017 draft
- Signed by Jacksonville as an unrestricted free agent on 3/16/21

## PRO

### 2020 (Seahawks)

- Played and started in 12 games... Recorded 63 total tackles and a career high three interceptions
- 09/27 vs. DAL:** Hauled in first interception of the season
- 10/04 at MIA:** Had an interception in back-to-back games for the first time in his career
- 12/20 at WAS:** Recorded third INT of the season, a single-season career high

### 2019 (Seahawks)

- Was named to his first Pro Bowl as an injury replacement
- Started 14 games and had a career-high 65 total tackles and 13 passes defended

### 2018 (Seahawks)

- Started in all 16 games
- Finished the season with 62 total tackles, 8 passes defended and 2 interceptions

### 2017 (Seahawks)

- Started 11 of 15 games played in his rookie season
- 12/31 vs. ARI:** Recorded his first career interception

## COLLEGE

- In four seasons, Griffin played in 46 career games and totaled 125 tackles, 36 passes defended and seven interceptions
- He also ran two picks back for touchdowns and blocked one kick as a Knight

## PERSONAL

- Coached by Cory Moore at Lakewood High School, which advanced to the 2012 5A regional semifinals
- Received three stars from Rivals and ESPN. Ranked as the No. 57 cornerback in the nation by Rivals and No. 104 by ESPN
- Earned a spot on the 2012 class 5A all-state first team. Recorded three interceptions with 44 tackles, 12 break-ups, three forced fumbles and scored five touchdowns for the Spartans in 2012
- With twin brother, Shaquem, started their own track club in St. Petersburg
- Played little league football with Jaguars teammate Rayshawn Jenkins
- Was born a minute before Shaquem, with whom he played with at Central Florida

## SHAQUILL GRIFFIN'S NFL REGULAR SEASON DEFENSIVE STATISTICS

DATE	TEAM	GP	GS	TACKLES						INTERCEPTIONS						O. FUMB			ST				MISC						
				TK	S	A	TFL	YDS	SK	YDS	QBH	NO	YDS	LG	TD	PD	FF	FR	YDS	TK	S	A	FF	FR	S	A			
2017	Seahawks	15	11	58	50	8	2	7	1.0	5.0	1	1	0	0	0	15	0	0	0	0	0	0	1	0	1	0	0	0	0
2018	Seahawks	16	16	62	55	7	3	6	0.0	0.0	0	2	8	8	0	8	0	0	0	0	0	0	0	0	0	0	0	0	0
2019	Seahawks	14	14	65	45	20	2	2	0.0	0.0	0	0	0	0	0	13	0	0	0	0	0	0	0	0	0	0	0	0	0
2020	Seahawks	12	12	63	53	10	2	2	0.0	0.0	0	3	20	16	0	12	0	0	0	0	0	0	0	0	0	0	0	0	0
<b>NFL TOTALS</b>		<b>57</b>	<b>53</b>	<b>248</b>	<b>203</b>	<b>45</b>	<b>9</b>	<b>17</b>	<b>1.0</b>	<b>5.0</b>	<b>1</b>	<b>6</b>	<b>28</b>	<b>16</b>	<b>0</b>	<b>48</b>	<b>0</b>	<b>0</b>	<b>0</b>	<b>0</b>	<b>1</b>	<b>0</b>	<b>1</b>	<b>0</b>	<b>0</b>	<b>0</b>	<b>0</b>	<b>0</b>	<b>0</b>

## SHAQUILL GRIFFIN'S NFL POSTSEASON DEFENSIVE STATISTICS

DATE	TEAM	GP	GS	TACKLES						INTERCEPTIONS						O. FUMB			ST				MISC						
				TK	S	A	TFL	YDS	SK	YDS	QBH	NO	YDS	LG	TD	PD	FF	FR	YDS	TK	S	A	FF	FR	S	A			
2018	Seahawks	1	1	4	4	0	0	0	0.0	0.0	0	0	0	0	0	2	0	0	0	0	0	0	0	0	0	0	0	0	0
2019	Seahawks	2	2	7	5	2	0	0	0.0	0.0	0	0	0	0	0	1	0	0	0	0	0	0	0	0	0	0	0	0	0
2020	Seahawks	1	1	1	1	0	0	0	0.0	0.0	0	0	0	0	0	0	0	0	0	0	0	0	0	0	0	0	0	0	0
<b>NFL TOTALS</b>		<b>4</b>	<b>4</b>	<b>12</b>	<b>10</b>	<b>2</b>	<b>0</b>	<b>0</b>	<b>0.0</b>	<b>0.0</b>	<b>0</b>	<b>0</b>	<b>0</b>	<b>0</b>	<b>0</b>	<b>3</b>	<b>0</b>	<b>0</b>	<b>0</b>	<b>0</b>	<b>0</b>	<b>0</b>	<b>0</b>	<b>0</b>	<b>0</b>	<b>0</b>	<b>0</b>	<b>0</b>	<b>0</b>



**SINGLE-GAME HIGHS: DEFENSIVE**

**Total Tackles** 11 vs. Dallas Cowboys, Sep 27, 2020  
10 at Green Bay Packers, Sep 10, 2017

**Sacks** 1.0 at Dallas Cowboys, Dec 24, 2017

**Passes Defensed** 3 at Miami Dolphins, Oct 04, 2020  
3 at Cleveland Browns, Oct 13, 2019  
...2 more at 3.

**Tackles For Loss** 1 vs. Los Angeles Rams, Dec 27, 2020  
1 vs. New York Giants, Dec 06, 2020  
...7 more at 1.

**Interceptions** 2 at Chicago Bears, Sep 17, 2018  
1 at Washington, Dec 20, 2020  
...3 more at 1.

**Interception Return Yards** 16 at Miami Dolphins, Oct 04, 2020  
8 at Chicago Bears, Sep 17, 2018

**Special Teams Tackles** 1 at Tennessee Titans, Sep 24, 2017

**SINGLE-GAME HIGHS - POSTSEASON: DEFENSIVE**

**Total Tackles** 4 at Philadelphia Eagles, Jan 05, 2020  
4 at Dallas Cowboys, Jan 05, 2019

**Passes Defensed** 2 at Dallas Cowboys, Jan 05, 2019  
1 at Green Bay Packers, Jan 12, 2020

**2020 GAME-BY-GAME REGULAR-SEASON STATISTICS (SEAHAWKS)**

DATE	OPPONENT	P/S	TACKLES							INTERCEPTIONS					O. FUMB			ST				MISC		W/L	SCORE				
			TK	S	A	SK	YDS	TFL	YDS	QBH	NO	YDS	LG	TD	PD	FF	FR	YDS	TK	S	A	FF	FR			S	A		
09/13	at Falcons	S	7	4	3	0.0	0.0	0	0	0	0	0	0	0	1	0	0	0	0	0	0	0	0	0	0	0	0	W	38-25
09/20	Patriots	S	3	3	0	0.0	0.0	0	0	0	0	0	0	0	0	0	0	0	0	0	0	0	0	0	0	0	W	35-30	
09/27	Cowboys	S	11	11	0	0.0	0.0	0	0	0	1	4	4	0	1	0	0	0	0	0	0	0	0	0	0	0	W	38-31	
10/04	at Dolphins	S	1	0	1	0.0	0.0	0	0	0	1	16	16	0	3	0	0	0	0	0	0	0	0	0	0	0	W	31-23	
10/11	Vikings	S	8	7	1	0.0	0.0	0	0	0	0	0	0	0	2	0	0	0	0	0	0	0	0	0	0	0	W	27-26	
10/25	at Cardinals	S	4	3	1	0.0	0.0	0	0	0	0	0	0	0	0	0	0	0	0	0	0	0	0	0	0	0	L	34-37+	
11/01	49ers																										W	37-27	
11/08	at Bills																										L	34-44	
11/15	at Rams																										L	16-23	
11/19	Cardinals																										W	28-21	
11/30	at Eagles	S	4	3	1	0.0	0.0	0	0	0	0	0	0	0	1	0	0	0	0	0	0	0	0	0	0	0	W	23-17	
12/06	Giants	S	5	4	1	0.0	0.0	1	2	0	0	0	0	0	0	0	0	0	0	0	0	0	0	0	0	0	L	12-17	
12/13	Jets	S	3	3	0	0.0	0.0	0	0	0	0	0	0	0	1	0	0	0	0	0	0	0	0	0	0	0	W	40-3	
12/20	at Washington	S	4	4	0	0.0	0.0	0	0	0	1	0	0	0	2	0	0	0	0	0	0	0	0	0	0	0	W	20-15	
12/27	Rams	S	7	5	2	0.0	0.0	1	0	0	0	0	0	0	1	0	0	0	0	0	0	0	0	0	0	0	W	20-9	
01/03	at 49ers	S	6	6	0	0.0	0.0	0	0	0	0	0	0	0	0	0	0	0	0	0	0	0	0	0	0	0	W	26-23	
<b>2020 TOTALS</b>		<b>12-12</b>	<b>63</b>	<b>53</b>	<b>10</b>	<b>0.0</b>	<b>0.0</b>	<b>2</b>	<b>2</b>	<b>0</b>	<b>3</b>	<b>20</b>	<b>16</b>	<b>0</b>	<b>12</b>	<b>0</b>	<b>0</b>	<b>0</b>	<b>0</b>	<b>0</b>	<b>0</b>	<b>0</b>	<b>0</b>	<b>0</b>	<b>0</b>	<b>0</b>	<b>0</b>	<b>12-4</b>	

+ - Overtime

**2020 GAME-BY-GAME POSTSEASON STATISTICS (SEAHAWKS)**

DATE	OPPONENT	P/S	TACKLES							INTERCEPTIONS					O. FUMB			ST				MISC		W/L	SCORE				
			TK	S	A	SK	YDS	TFL	YDS	QBH	NO	YDS	LG	TD	PD	FF	FR	YDS	TK	S	A	FF	FR			S	A		
01/09	Rams	S	1	1	0	0.0	0.0	0	0	0	0	0	0	0	0	0	0	0	0	0	0	0	0	0	0	0	0	L	20-30
<b>2020 TOTALS</b>		<b>1-1</b>	<b>1</b>	<b>1</b>	<b>0</b>	<b>0.0</b>	<b>0.0</b>	<b>0</b>	<b>0</b>	<b>0</b>	<b>0</b>	<b>0</b>	<b>0</b>	<b>0</b>	<b>0</b>	<b>0</b>	<b>0</b>	<b>0</b>	<b>0</b>	<b>0</b>	<b>0</b>	<b>0</b>	<b>0</b>	<b>0</b>	<b>0</b>	<b>0</b>	<b>0</b>	<b>0-1</b>	





# DAVON HAMILTON | 52



**POSITION:** DEFENSIVE TACKLE  
**HT:** 6-4 | **WT:** 335 | **DOB:** 2-1-1997  
**COLLEGE:** OHIO STATE  
**HOMETOWN:** PICKERINGTON, OHIO  
**ACQ:** D3-'20  
**EXP:** 2nd YEAR

@dmhamilton53

@davonhamilton53

## KEY TRANSACTIONS

- Originally drafted by Jacksonville in the third round (73rd overall) of the 2020 draft

## PRO

### 2020 (Jaguars)

- Saw action in 11 games during his rookie campaign, starting five, and totaled 30 tackles (14 solo), 1.0 sack, one fumble recovery, one pass defense and one tackle for loss... Placed on injured reserve on Dec. 5 with a knee injury
- 10/4 at CIN:** Saw action at defensive tackle and collected a career-high five tackles
- 10/25 at LAC:** Started at defensive end and posted a career-high eight tackles, including one tackle for loss, and two quarterback hits

## COLLEGE

- Played in 54 games with 17 starts during four seasons in Columbus, accumulating 21 tackles for loss and 7.0 sacks
- Competed at the 2020 Senior Bowl
- Posted 33 reps on the bench press at the 2020 Combine, the most of any defensive lineman

## PERSONAL

- Named First-Team Associated Press All-State in 2014 after a 67-tackle, 13-tackle-for-loss season while helping Pickerington to an 11-1 record and into the second round of the state playoffs
- Named the Ohio Capital Conference's Ohio Division Player of the Year and Division I Central District Player of the Year as a senior
- Son of Sabrina and Damian Hamilton
- Younger brother, Ty, will be a sophomore at Ohio State this year

## DAVON HAMILTON'S NFL REGULAR SEASON DEFENSIVE STATISTICS

DATE	TEAM	GP	GS	TACKLES							INTERCEPTIONS					O. FUMB			ST				MISC				
				TK	S	A	TFL	YDS	SK	YDS	QBH	NO	YDS	LG	TD	PD	FF	FR	YDS	TK	S	A	FF	FR	S	A	
2020	Jaguars	11	6	30	14	16	2	11	1.0	10.0	5	0	0	0	0	1	0	1	0	0	0	0	0	0	0	0	0
<b>NFL TOTALS</b>		<b>11</b>	<b>6</b>	<b>30</b>	<b>14</b>	<b>16</b>	<b>2</b>	<b>11</b>	<b>1.0</b>	<b>10.0</b>	<b>5</b>	<b>0</b>	<b>0</b>	<b>0</b>	<b>1</b>	<b>0</b>	<b>1</b>	<b>0</b>	<b>0</b>	<b>0</b>	<b>0</b>	<b>0</b>	<b>0</b>	<b>0</b>	<b>0</b>	<b>0</b>	<b>0</b>

## SINGLE-GAME HIGHS: DEFENSIVE

<b>Total Tackles</b>	8 at Los Angeles Chargers, Oct 25, 2020 5 at Cincinnati Bengals, Oct 04, 2020	<b>Fumble Recoveries</b>	1 vs. Houston Texans, Nov 08, 2020
<b>Sacks</b>	1.0 at Green Bay Packers, Nov 15, 2020	<b>Tackles For Loss</b>	1 at Green Bay Packers, Nov 15, 2020 1 at Los Angeles Chargers, Oct 25, 2020
<b>Passes Defensed</b>	1 at Green Bay Packers, Nov 15, 2020		

## 2020 GAME-BY-GAME REGULAR-SEASON STATISTICS (JAGUARS)

DATE	OPPONENT	P/S	TACKLES							INTERCEPTIONS					O. FUMB			ST				MISC					
			TK	S	A	SK	YDS	TFL	YDS	QBH	NO	YDS	LG	TD	PD	FF	FR	YDS	TK	S	A	FF	FR	S	A	W/L	SCORE
09/13	Colts	P	2	2	0	0.0	0.0	0	0	0	0	0	0	0	0	0	0	0	0	0	0	0	0	0	0	W	27-20
09/20	at Titans	P	3	0	3	0.0	0.0	0	0	0	0	0	0	0	0	0	0	0	0	0	0	0	0	0	0	L	30-33
09/24	Dolphins	P	2	1	1	0.0	0.0	0	0	0	0	0	0	0	0	0	0	0	0	0	0	0	0	0	0	L	13-31
10/04	at Bengals	P	5	1	4	0.0	0.0	0	0	2	0	0	0	0	0	0	0	0	0	0	0	0	0	0	0	L	25-33
10/11	at Texans	P	1	0	1	0.0	0.0	0	0	0	0	0	0	0	0	0	0	0	0	0	0	0	0	0	0	L	14-30
10/18	Lions	S	2	1	1	0.0	0.0	0	0	0	0	0	0	0	0	0	0	0	0	0	0	0	0	0	0	L	16-34
10/25	at Chargers	S	8	4	4	0.0	0.0	1	1	2	0	0	0	0	0	0	0	0	0	0	0	0	0	0	0	L	29-39
11/08	Texans	S	1	0	1	0.0	0.0	0	0	0	0	0	0	0	0	1	0	0	0	0	0	0	0	0	0	L	25-27
11/15	at Packers	S	4	4	0	1.0	10.0	1	10	1	0	0	0	0	1	0	0	0	0	0	0	0	0	0	0	L	20-24
11/22	Steelers	S	1	0	1	0.0	0.0	0	0	0	0	0	0	0	0	0	0	0	0	0	0	0	0	0	0	L	3-27
11/29	Browns	S	1	1	0	0.0	0.0	0	0	0	0	0	0	0	0	0	0	0	0	0	0	0	0	0	0	L	25-27
12/06	at Vikings																									L	24-27+
12/13	Titans																									L	10-31
12/20	at Ravens																									L	14-40
12/27	Bears																									L	17-41
01/03	at Colts																									L	14-28
<b>2020 TOTALS</b>			<b>11-6</b>	<b>30</b>	<b>14</b>	<b>16</b>	<b>1.0</b>	<b>10.0</b>	<b>2</b>	<b>11</b>	<b>5</b>	<b>0</b>	<b>0</b>	<b>0</b>	<b>1</b>	<b>0</b>	<b>1</b>	<b>0</b>	<b>0</b>	<b>0</b>	<b>0</b>	<b>0</b>	<b>0</b>	<b>0</b>	<b>0</b>	<b>1-15</b>	

+ - Overtime





# JOSH HAMMOND | 81



**POSITION:** WIDE RECEIVER  
**HT:** 6-0 | **WT:** 195 | **DOB:** 7-24-1998  
**COLLEGE:** FLORIDA  
**HOMETOWN:** HALLANDALE, FLA.  
**ACQ:** FA-20  
**EXP:** 1st YEAR

@J\_Hammond10  
 @j\_hammond10

## KEY TRANSACTIONS

- Originally signed by Jacksonville as an undrafted free agent on 4/20/20

## PRO

### 2020 (Jaguars)

- Spent the 2020 season as a member of the practice squad

## COLLEGE

- Appeared in 49 games (31 starts) with the Gators and finished his career with 87 catches for 1,138 receiving yards (13.1 avg.) and six TDs
- As a senior in 2019, caught 27 passes for 346 yards and two TDs
- Started all 13 games as a junior in 2018 and totaled 28 catches for 369 yards
- Played in 10 games (eight starts) as a sophomore and totaled 18 catches for 246 yards
- As a freshman in 2016, caught 14 passes for 177 yards

## PERSONAL

- Attended Hallandale High School and was named first-team all-state as a senior
- Younger brother of former Gators WR Frankie Hammond, who played for the Kansas City Chiefs
- High school teammate with Ravens QB Tyler Huntley

### JOSH HAMMOND'S NFL REGULAR SEASON RUSHING/RECEIVING STATISTICS

DATE	TEAM	RECEIVING							RUSHING				
		GP	GS	NO.	YDS.	AVG.	LG	TD	NO.	YDS.	AVG.	LG	TD
2020	Jaguars	0	0	0	0	0.0	0	0	0	0	0.0	0	0
<b>NFL TOTALS</b>		<b>0</b>	<b>0</b>	<b>0</b>	<b>0</b>	<b>0.0</b>	<b>0</b>	<b>0</b>	<b>0</b>	<b>0</b>	<b>0.0</b>	<b>0</b>	<b>0</b>

### JOSH HAMMOND'S NFL REGULAR SEASON RETURN STATISTICS

DATE	TEAM	KICKOFF RETURNS					PUNT RETURNS					
		RET.	YDS.	AVG.	LG	TD	NO.	FC	YDS.	AVG.	LG	TD
2020	Jaguars	0	0	0.0	0	0	0	0	0	0.0	0	0
<b>NFL TOTALS</b>		<b>0</b>	<b>0</b>	<b>0.0</b>	<b>0</b>	<b>0</b>	<b>0</b>	<b>0</b>	<b>0</b>	<b>0.0</b>	<b>0</b>	<b>0</b>

### 2020 GAME-BY-GAME REGULAR-SEASON STATISTICS (JAGUARS)

DATE	OPPONENT	P/S	RECEIVING					RUSHING					W/L	SCORE
			NO.	YDS.	AVG.	LG	TD	NO.	YDS.	AVG.	LG	TD		
09/13	Colts												W	27-20
09/20	at Titans												L	30-33
09/24	Dolphins												L	13-31
10/04	at Bengals												L	25-33
10/11	at Texans												L	14-30
10/18	Lions												L	16-34
10/25	at Chargers												L	29-39
11/08	Texans												L	25-27
11/15	at Packers												L	20-24
11/22	Steelers												L	3-27
11/29	Browns												L	25-27
12/06	at Vikings												L	24-27+
12/13	Titans												L	10-31
12/20	at Ravens												L	14-40
12/27	Bears												L	17-41
01/03	at Colts												L	14-28
<b>2020 TOTALS</b>		<b>0-0</b>	<b>0</b>	<b>0</b>	<b>0.0</b>	<b>0</b>	<b>0</b>	<b>0</b>	<b>0</b>	<b>0.0</b>	<b>0</b>	<b>0</b>	<b>0</b>	<b>1-15</b>

+ - Overtime







# CJ HENDERSON | 23



**POSITION:** CORNERBACK  
**HT:** 6-1 | **WT:** 205 | **DOB:** 9-30-1998  
**COLLEGE:** FLORIDA  
**HOMETOWN:** MIAMI, FLA.  
**ACQ:** D1A-'20  
**EXP:** 2nd YEAR

 @HendersonChris\_  
 @c.henjr

## KEY TRANACTIONS

- Originally drafted by Jacksonville in the first round (ninth overall) of the 2020 draft

## PRO

### 2020 (Jaguars)

- Started in all eight games played during his rookie season, amassing 36 tackles (27 solo), six passes defended, one INT and one forced fumble... Placed on reserve/injured on Nov. 20 with a groin injury
- Was the fourth player in Jaguars history since 2000 with at least one forced fumble and one INT in his first eight career games, joining S Reggie Nelson (2007), LB Telvin Smith Sr. (2014) and Yannick Ngakoue (2016)
- 9/13 vs. IND:** Started at cornerback in NFL debut and recorded five solo tackles, three passes defended and one INT... Became the third player in NFL history to post at least five tackles, three passes defended and one INT in their NFL debut, joining CBs Marcus Peters and Denzel Ward... Became the fifth Jaguars rookie in franchise history to register an INT on Kickoff Weekend and the first to do so since Derek Cox in 2009
- 11/15 at G.B.:** Started at cornerback and made three tackles, one pass defended and his first career forced fumble

## COLLEGE

- Appeared in 30 games in three seasons with the Gators and posted 92 tackles, 20 passes defended, six INTs and 4.0 sacks

## PERSONAL

- Played running back and cornerback at Christopher Columbus (Miami, Fla.) High School
- Moved from running back to cornerback full-time as a senior in high school
- Played collegiately with Jaguars OL Jawaan Taylor and DL Taven Bryan
- Signed with Roc Nation Sports
- Younger brother, Xzavier Henderson, is a sophomore wide receiver at Florida

### CJ HENDERSON'S NFL REGULAR SEASON DEFENSIVE STATISTICS

DATE	TEAM	GP	GS	TACKLES							INTERCEPTIONS				O. FUMB			ST				MISC					
				TK	S	A	TFL	YDS	SK	YDS	QBH	NO	YDS	LG	TD	PD	FF	FR	YDS	TK	S	A	FF	FR	S	A	
2020	Jaguars	8	8	36	27	9	0	0	0.0	0.0	0	1	22	22	0	6	1	0	0	0	0	0	0	0	0	0	0
<b>NFL TOTALS</b>		<b>8</b>	<b>8</b>	<b>36</b>	<b>27</b>	<b>9</b>	<b>0</b>	<b>0</b>	<b>0.0</b>	<b>0.0</b>	<b>0</b>	<b>1</b>	<b>22</b>	<b>22</b>	<b>0</b>	<b>6</b>	<b>1</b>	<b>0</b>	<b>0</b>	<b>0</b>	<b>0</b>	<b>0</b>	<b>0</b>	<b>0</b>	<b>0</b>	<b>0</b>	

### SINGLE-GAME HIGHS: DEFENSIVE

<b>Total Tackles</b>	8 at Los Angeles Chargers, Oct 25, 2020 6 vs. Detroit Lions, Oct 18, 2020 ...1 more at 6.	<b>Interceptions</b>	1 vs. Indianapolis Colts, Sep 13, 2020
<b>Passes Defensed</b>	3 vs. Indianapolis Colts, Sep 13, 2020 1 at Green Bay Packers, Nov 15, 2020 ...2 more at 1.	<b>Interception Return Yards</b>	22 vs. Indianapolis Colts, Sep 13, 2020
<b>Forced Fumbles</b>	1 at Green Bay Packers, Nov 15, 2020		



**2020 GAME-BY-GAME REGULAR-SEASON STATISTICS (JAGUARS)**

DATE	OPPONENT	P/S	TACKLES									INTERCEPTIONS					O. FUMB			ST					MISC		SCORE
			TK	S	A	SK	YDS	TFL	YDS	QBH	NO	YDS	LG	TD	PD	FF	FR	YDS	TK	S	A	FF	FR	S	A	W/L	
09/13	Colts	S	5	5	0	0.0	0.0	0	0	0	1	22	22	0	3	0	0	0	0	0	0	0	0	0	0	W	27-20
09/20	at Titans	S	6	4	2	0.0	0.0	0	0	0	0	0	0	0	1	0	0	0	0	0	0	0	0	0	0	L	30-33
09/24	Dolphins	S	2	2	0	0.0	0.0	0	0	0	0	0	0	0	0	0	0	0	0	0	0	0	0	0	0	L	13-31
10/04	at Bengals	S	2	1	1	0.0	0.0	0	0	0	0	0	0	0	0	0	0	0	0	0	0	0	0	0	0	L	25-33
10/11	at Texans		INACTIVE																				L	14-30			
10/18	Lions	S	6	4	2	0.0	0.0	0	0	0	0	0	0	0	0	0	0	0	0	0	0	0	0	0	0	L	16-34
10/25	at Chargers	S	8	5	3	0.0	0.0	0	0	0	0	0	0	0	0	0	0	0	0	0	0	0	0	0	0	L	29-39
11/08	Texans	S	4	3	1	0.0	0.0	0	0	0	0	0	0	0	1	0	0	0	0	0	0	0	0	0	0	L	25-27
11/15	at Packers	S	3	3	0	0.0	0.0	0	0	0	0	0	0	0	1	1	0	0	0	0	0	0	0	0	0	L	20-24
11/22	Steelers		INJURED RESERVE																				L	3-27			
11/29	Browns		INJURED RESERVE																				L	25-27			
12/06	at Vikings		INJURED RESERVE																				L	24-27+			
12/13	Titans		INJURED RESERVE																				L	10-31			
12/20	at Ravens		INJURED RESERVE																				L	14-40			
12/27	Bears		INJURED RESERVE																				L	17-41			
01/03	at Colts		INJURED RESERVE																				L	14-28			
<b>2020 TOTALS</b>		<b>8-8</b>	<b>36</b>	<b>27</b>	<b>9</b>	<b>0.0</b>	<b>0.0</b>	<b>0</b>	<b>0</b>	<b>0</b>	<b>1</b>	<b>22</b>	<b>22</b>	<b>0</b>	<b>6</b>	<b>1</b>	<b>0</b>	<b>0</b>	<b>0</b>	<b>0</b>	<b>0</b>	<b>0</b>	<b>0</b>	<b>0</b>	<b>0</b>	<b>1-15</b>	

+ - Overtime







# TRE HERNDON | 37



**POSITION:** CORNERBACK  
**HT:** 5-11 | **WT:** 190 | **DOB:** 3-5-1996  
**COLLEGE:** VANDERBILT  
**HOMETOWN:** CHATTANOOGA, TENN.  
**ACQ:** FA-'18  
**EXP:** 4th YEAR

@\_423hern  
 @423hern\_

## KEY TRANSACTIONS

- Originally signed by Jacksonville as an undrafted rookie on 4/30/18

## PRO

### 2020 (Jaguars)

- Saw action in all 16 games on the year, starting in 12... Amassed a career-high 76 tackles (64 solo), five passes defended and 1.0 sack
- 11/22 vs. PIT:** Started at cornerback and notched a season-high seven tackles and one pass defended
- 12/13 vs. TEN:** Started at cornerback, tying a career-best nine tackles (seven solo) and notched one pass defended

### 2019 (Jaguars)

- Appeared in all 16 games, making 14 starts and led the team in both passes defended (13) and INTs (three) ... Also amassed 54 tackles (41 solo)
- 9/15 at HOU:** Recorded his first career start at cornerback, registering four tackles (three solo) and one pass defended
- 12/22 at ATL:** Started and posted three solo tackles, two passes defended and one INT

### 2018 (Jaguars)

- Tallied seven tackles (six solo) in 11 appearances
- 9/9 at NYG:** Saw action on special teams and recorded one special teams tackle in his NFL debut

## COLLEGE

- Played both outside cornerback and nickel back for the Commodores
- Appeared in 48 career games with 36 starts and totaled 126 tackles (93 solo), 25 passes defended, 2.5 tackles for a loss, 2.0 sacks and two INTs
- Started 29 consecutive games starting his sophomore to senior season

## PERSONAL

- Three-year starter at East Hamilton (Chattanooga, Tenn.) High School where he helped the Hurricanes to a 10-3 record and 5A state playoffs in his senior year
- Named to Chattanooga Times-Free Press' "Best of Preps Team" and sportswriters' first-team all-state squad
- First football player from East Hamilton High School to sign a SEC scholarship
- Engaged to his fiancé, Teryleanna, on July 17, 2021
- Son of Sabrina and Willie Herndon Jr.
- Has two dogs, a hound mix named Rambo and an American bull dog named Ali
- Herndon, along with his fiancé, Teryleanna, donated 10,000 meals to Feeding Northeast Florida to those in need during COVID-19

### TRE HERNDON'S NFL REGULAR SEASON DEFENSIVE STATISTICS

DATE	TEAM	GP	GS	TACKLES				INTERCEPTIONS					O. FUMB			ST				MISC						
				TK	S	A	TFL	YDS	SK	YDS	QBH	NO	YDS	LG	TD	PD	FF	FR	YDS	TK	S	A	FF	FR	S	A
2018	Jaguars	11	0	7	6	1	0	0	0.0	0.0	0	0	0	0	0	0	0	0	0	6	4	2	0	0	0	0
2019	Jaguars	16	14	54	41	13	1	5	0.0	0.0	0	3	0	0	0	13	0	0	0	1	1	0	0	0	0	0
2020	Jaguars	16	12	76	64	12	4	16	1.0	8.0	2	0	0	0	0	5	0	0	0	0	0	0	0	0	0	0
<b>NFL TOTALS</b>		<b>43</b>	<b>26</b>	<b>137</b>	<b>111</b>	<b>26</b>	<b>5</b>	<b>21</b>	<b>1.0</b>	<b>8.0</b>	<b>2</b>	<b>3</b>	<b>0</b>	<b>0</b>	<b>0</b>	<b>18</b>	<b>0</b>	<b>0</b>	<b>0</b>	<b>7</b>	<b>5</b>	<b>2</b>	<b>0</b>	<b>0</b>	<b>0</b>	<b>0</b>

### SINGLE-GAME HIGHS: DEFENSIVE

**Total Tackles** 9 vs. Tennessee Titans, Dec 13, 2020  
 9 at Minnesota Vikings, Dec 06, 2020  
 ...1 more at 9.

**Sacks** 1.0 vs. Houston Texans, Nov 08, 2020

**Passes Defensed** 2 at Atlanta Falcons, Dec 22, 2019  
 2 at Indianapolis Colts, Nov 17, 2019  
 ...2 more at 2.

**Tackles For Loss** 2 vs. Houston Texans, Nov 08, 2020  
 1 at Minnesota Vikings, Dec 06, 2020  
 ...2 more at 1.

**Interceptions** 2 vs. New York Jets, Oct 27, 2019  
 1 at Atlanta Falcons, Dec 22, 2019

**Special Teams Tackles** 2 vs. Tennessee Titans, Sep 23, 2018  
 1 vs. New York Jets, Oct 27, 2019  
 ...4 more at 1.



**2020 GAME-BY-GAME REGULAR-SEASON STATISTICS (JAGUARS)**

DATE	OPPONENT	P/S	TACKLES								INTERCEPTIONS					O. FUMB			ST					MISC			SCORE
			TK	S	A	SK	YDS	TFL	YDS	QBH	NO	YDS	LG	TD	PD	FF	FR	YDS	TK	S	A	FF	FR	S	A	W/L	
09/13	Colts	S	4	4	0	0.0	0.0	0	0	0	0	0	0	0	0	0	0	0	0	0	0	0	0	0	0	W	27-20
09/20	at Titans	S	2	2	0	0.0	0.0	0	0	0	0	0	0	0	0	0	0	0	0	0	0	0	0	0	0	L	30-33
09/24	Dolphins	S	5	5	0	0.0	0.0	0	0	0	0	0	0	0	0	0	0	0	0	0	0	0	0	0	0	L	13-31
10/04	at Bengals	S	2	2	0	0.0	0.0	0	0	0	0	0	0	0	0	0	0	0	0	0	0	0	0	0	0	L	25-33
10/11	at Texans	S	6	6	0	0.0	0.0	0	0	0	0	0	0	0	0	0	0	0	0	0	0	0	0	0	0	L	14-30
10/18	Lions	P	0	0	0	0.0	0.0	0	0	0	0	0	0	0	1	0	0	0	0	0	0	0	0	0	0	L	16-34
10/25	at Chargers	P	5	3	2	0.0	0.0	0	0	0	0	0	0	0	0	0	0	0	0	0	0	0	0	0	0	L	29-39
11/08	Texans	P	4	4	0	1.0	8.0	2	10	1	0	0	0	0	0	0	0	0	0	0	0	0	0	0	0	L	25-27
11/15	at Packers	P	6	4	2	0.0	0.0	1	3	0	0	0	0	0	0	0	0	0	0	0	0	0	0	0	0	L	20-24
11/22	Steelers	S	7	7	0	0.0	0.0	0	0	0	0	0	0	0	1	0	0	0	0	0	0	0	0	0	0	L	3-27
11/29	Browns	S	4	2	2	0.0	0.0	0	0	0	0	0	0	0	0	0	0	0	0	0	0	0	0	0	0	L	25-27
12/06	at Vikings	S	9	8	1	0.0	0.0	1	3	0	0	0	0	0	1	0	0	0	0	0	0	0	0	0	0	L	24-27+
12/13	Titans	S	9	7	2	0.0	0.0	0	0	0	0	0	0	0	1	0	0	0	0	0	0	0	0	0	0	L	10-31
12/20	at Ravens	S	3	2	1	0.0	0.0	0	0	0	0	0	0	0	0	0	0	0	0	0	0	0	0	0	0	L	14-40
12/27	Bears	S	2	1	1	0.0	0.0	0	0	1	0	0	0	0	0	0	0	0	0	0	0	0	0	0	0	L	17-41
01/03	at Colts	S	8	7	1	0.0	0.0	0	0	0	0	0	0	0	0	0	0	0	0	0	0	0	0	0	0	L	14-28
<b>2020 TOTALS</b>			<b>16-12</b>	<b>76</b>	<b>64</b>	<b>12</b>	<b>1.0</b>	<b>8.0</b>	<b>4</b>	<b>16</b>	<b>2</b>	<b>0</b>	<b>0</b>	<b>0</b>	<b>0</b>	<b>5</b>	<b>0</b>	<b>0</b>	<b>0</b>	<b>0</b>	<b>0</b>	<b>0</b>	<b>0</b>	<b>0</b>	<b>0</b>	<b>0</b>	<b>1-15</b>

+ - Overtime





# JAMESON HOUSTON | 34



**POSITION:** CORNERBACK  
**HT:** 5-11 | **WT:** 215 | **DOB:** 6-30-1996  
**COLLEGE:** BAYLOR  
**HOMETOWN:** AUSTIN, TEXAS  
**ACQ:** T (PHI)-'21  
**EXP:** 2nd YEAR

@jh\_era11  
 @iamjamesonhouston

## KEY TRANSACTIONS

- Originally signed as an undrafted free agent with Cleveland on 5/5/20
- Signed to the Eagles practice squad on 11/25/20
- Traded to Jacksonville from Philadelphia on 5/18/21

## PRO

### 2020 (Eagles)

- Was elevated from the practice squad in Weeks 14, 15 and 17

## COLLEGE

- Played at Baylor from 2015-19, seeing action in 35 career games
- Totaled 86 tackles with one interception and 16 pass deflections... Also had one forced fumble and two fumble recoveries
- Earned All Big 12 honorable mention status in senior year as he posted 44 tackles, one interception and four pass breakups

## PERSONAL

- Two-time all-state two-way athlete from St. Michael's Academy in Austin, Texas
- Also played basketball (2013 honorable mention Class 5A TAPPS All-State) and track and field (won 2014 TAPPS 5A 200 meters with time of 21.51) at St. Michael's
- Son of James Houston and Teresa Armstrong
- Cousin, Storm Woods, played football at Oregon State

## JAMESON HOUSTON'S NFL REGULAR SEASON DEFENSIVE STATISTICS

DATE	TEAM	GP	TACKLES							INTERCEPTIONS						O. FUMB			ST				MISC				
			GS	TK	S	A	TFL	YDS	SK	YDS	QBH	NO	YDS	LG	TD	PD	FF	FR	YDS	TK	S	A	FF	FR	S	A	
2020	Panthers	0	0	0	0	0	0	0	0.0	0	0	0	0	0	0	0	0	0	0	0	0	0	0	0	0	0	
Went from Carolina to Philadelphia.																											
2020	Eagles	3	0	0	0	0	0	0	0.0	0.0	0	0	0	0	0	0	0	0	0	0	0	0	0	0	0	0	
2020	TOTAL	3	0	0	0	0	0	0	0.0	0.0	0	0	0	0	0	0	0	0	0	0	0	0	0	0	0	0	
<b>NFL TOTALS</b>		<b>3</b>	<b>0</b>	<b>0</b>	<b>0</b>	<b>0</b>	<b>0</b>	<b>0</b>	<b>0.0</b>	<b>0.0</b>	<b>0</b>	<b>0</b>	<b>0</b>	<b>0</b>	<b>0</b>	<b>0</b>	<b>0</b>	<b>0</b>	<b>0</b>	<b>0</b>	<b>0</b>	<b>0</b>	<b>0</b>	<b>0</b>	<b>0</b>		

## 2020 GAME-BY-GAME REGULAR-SEASON STATISTICS (PANTHERS/EAGLES)

DATE	OPPONENT	P/S	TACKLES							INTERCEPTIONS						O. FUMB			ST				MISC		W/L	SCORE		
			TK	S	A	SK	YDS	TFL	YDS	QBH	NO	YDS	LG	TD	PD	FF	FR	YDS	TK	S	A	FF	FR	S			A	
09/13	Raiders																									L	30-34	
09/20	at Buccaneers																									L	17-31	
09/27	at Chargers																									W	21-16	
10/04	Cardinals																									W	31-21	
10/11	at Falcons																									W	23-16	
10/18	Bears																									L	16-23	
10/25	at Saints																									L	24-27	
10/29	Falcons																									L	17-25	
11/08	at Chiefs																									L	31-33	
11/15	Buccaneers																									L	23-46	
11/22	Lions																									W	20-0	
Went from Panthers to Eagles.																												
11/30	Seahawks																									L	17-23	
12/06	at Packers																									L	16-30	
12/13	Saints	P	0	0	0	0.0	0.0	0	0	0	0	0	0	0	0	0	0	0	0	0	0	0	0	0	0	0	W	24-21
12/20	at Cardinals	P	0	0	0	0.0	0.0	0	0	0	0	0	0	0	0	0	0	0	0	0	0	0	0	0	0	0	L	26-33
12/27	at Cowboys																									L	17-37	
01/03	Washington	P	0	0	0	0.0	0.0	0	0	0	0	0	0	0	0	0	0	0	0	0	0	0	0	0	0	L	14-20	
<b>2020 TOTALS</b>		<b>3-0</b>	<b>0</b>	<b>0</b>	<b>0</b>	<b>0.0</b>	<b>0.0</b>	<b>0</b>	<b>0</b>	<b>0</b>	<b>0</b>	<b>0</b>	<b>0</b>	<b>0</b>	<b>0</b>	<b>0</b>	<b>0</b>	<b>0</b>	<b>0</b>	<b>0</b>	<b>0</b>	<b>0</b>	<b>0</b>	<b>0</b>	<b>0</b>	<b>0</b>	<b>5-12</b>	





# CARLOS HYDE | 24



**POSITION:** RUNNING BACK  
**HT:** 6-0 | **WT:** 230 | **DOB:** 9-20-1990  
**COLLEGE:** OHIO STATE  
**HOMETOWN:** NAPLES, FLA.  
**ACQ:** UFA (SEA)-'21  
**EXP:** 8th YEAR



@elguapo

## TRANSACTIONS

- Originally drafted by San Francisco in the second round (57th overall) of the 2014 draft
- Signed with Cleveland as unrestricted free agent in 2018
- Traded to Jacksonville on 10/20/18
- Signed by Kansas City as a free agent on 3/11/19
- Traded to Houston on 8/31/19
- Signed by Seattle as a free agent on 5/28/20
- Signed by Jacksonville as a free agent on 3/15/21

## PRO

### 2020 (Seahawks)

- Played in 10 games with one start and finished the year with 356 yards on 81 carries... Also hauled in 16 receptions for 93 yards
- **10/25 at ARI:** Posted a season high with 68 yards rushing on 15 carries with a 24-yard TD run
- **12/20 at WAS:** Rushed twice for 55 yards, including a Seahawks season-long, 50-yard TD run.

### 2019 (Texans)

- Started 14 of 16 games
- Recorded a career-high 1,070 rushing yards with six touchdowns on 245 carries
- Became the fifth player in Texans history to record 1,000 rushing yards in a season and the first since Lamar Miller in 2016.

### 2018 (Browns & Jaguars)

- Played in 14 games with seven starts including two as a Jaguar
- Had 571 yards rushing on 172 attempts to go along with 10 receptions for 33 yards

### 2017 (49ers)

- Started all 16 games and rushed for 938 yards and a career-high eight TDs on 240 carries, while setting career highs in catches (59) and receiving yards (350)

### 2016 (49ers)

- Started all 13 games in which he appeared and set career highs in attempts (217), yards (988), and TDs (6). He has also set career highs with 27 receptions for 163 yds. and 3 TDs

### 2015 (49ers)

- Played and started in seven games before being placed on injured reserve
- Finished the year with 470 yards on 115 attempts and 11 receptions for 53 yards

### 2014 (49ers)

- Played in 14 games as a rookie
- Concluded his first year with 333 yards rushing on 83 carries and four TDs
- Also had 12 catches for 68 yards

## COLLEGE

- Spent four seasons (2010-13) at Ohio State and played in 41 games for the Buckeyes
- Finished his collegiate career with 3,198 yards and 37 touchdowns on 523 carries, while adding 34 receptions for 271 yards and four scores
- Ended his senior season with nine consecutive performances of 100-plus yards
- Named the Big Ten Conference's Ameche-Dayne Running Back of the Year
- Earned second team All-America honors from CBS Sports and was selected first-team All-Big Ten in his final season

## PERSONAL

- Attended Princeton (Ohio) High, and moved to Naples, Fla. following his freshman year and finished high school at Naples High School
- Rushed for 1,653 yards and 16 touchdowns as a senior at Naples, earning the Naples Daily News Broxson Award as its Player of the Year
- Also awarded the Ft. Myers News-Press Southwest Florida Player of the Year
- Lettered in track and basketball



### CARLOS HYDE'S NFL REGULAR SEASON RUSHING/RECEIVING STATISTICS

DATE	TEAM	RUSHING							RECEIVING				
		GP	GS	NO.	YDS.	AVG.	LG	TD	NO.	YDS.	AVG.	LG	TD
2014	49ers	14	0	83	333	4.0	28	4	12	68	5.7	16	0
2015	49ers	7	7	115	470	4.1	22	3	11	53	4.8	11	0
2016	49ers	13	13	217	988	4.6	47	6	27	163	6.0	19t	3
2017	49ers	16	16	240	938	3.9	61	8	59	350	5.9	18	0
2018	Browns	6	5	114	382	3.4	22	5	6	29	4.8	9	0
Went from Cleveland to Jacksonville.													
2018	Jaguars	8	2	58	189	3.3	19	0	4	4	1.0	6	0
2018	TOTAL	14	7	172	571	3.3	22	5	10	33	3.3	9	0
2019	Texans	16	14	245	1,070	4.4	58	6	10	42	4.2	14	0
2020	Seahawks	10	1	81	356	4.4	50t	4	16	93	5.8	18	0
<b>NFL TOTALS</b>		<b>90</b>	<b>58</b>	<b>1,153</b>	<b>4,726</b>	<b>4.1</b>	<b>61</b>	<b>36</b>	<b>145</b>	<b>802</b>	<b>5.5</b>	<b>19T</b>	<b>3</b>

### CARLOS HYDE'S NFL POSTSEASON RUSHING/RECEIVING STATISTICS

DATE	TEAM	RUSHING							RECEIVING				
		GP	GS	NO.	YDS.	AVG.	LG	TD	NO.	YDS.	AVG.	LG	TD
2019	Texans	2	1	29	92	3.2	8	0	4	23	5.8	10	1
2020	Seahawks	1	0	4	5	1.3	3	0	0	0	0.0	0	0
<b>NFL TOTALS</b>		<b>3</b>	<b>1</b>	<b>33</b>	<b>97</b>	<b>2.9</b>	<b>8</b>	<b>0</b>	<b>4</b>	<b>23</b>	<b>5.8</b>	<b>10</b>	<b>1</b>

### CARLOS HYDE'S NFL REGULAR SEASON RETURN STATISTICS

DATE	TEAM	KICKOFF RETURNS					PUNT RETURNS						
		RET.	YDS.	AVG.	LG	TD	NO.	FC	YDS.	AVG.	LG	TD	
2014	49ers	11	268	24.4	30	0	0	0	0	0.0	0	0	
2015	49ers	0	0	0.0	0	0	0	0	0	0.0	0	0	
2016	49ers	0	0	0.0	0	0	0	0	0	0.0	0	0	
2017	49ers	0	0	0.0	0	0	0	0	0	0.0	0	0	
2018	Browns	0	0	0.0	0	0	0	0	0	0.0	0	0	
Went from Cleveland to Jacksonville.													
2018	Jaguars	0	0	0.0	0	0	0	0	0	0.0	0	0	
2018	TOTAL	0	0	0.0	0	0	0	0	0	0.0	0	0	
2019	Texans	0	0	0.0	0	0	0	0	0	0.0	0	0	
2020	Seahawks	0	0	0.0	0	0	0	0	0	0.0	0	0	
<b>NFL TOTALS</b>		<b>11</b>	<b>268</b>	<b>24.4</b>	<b>30</b>	<b>0</b>	<b>0</b>	<b>0</b>	<b>0</b>	<b>0.0</b>	<b>0</b>	<b>0</b>	

### CARLOS HYDE'S NFL POSTSEASON RETURN STATISTICS

DATE	TEAM	KICKOFF RETURNS					PUNT RETURNS					
		RET.	YDS.	AVG.	LG	TD	NO.	FC	YDS.	AVG.	LG	TD
2019	Texans	0	0	0.0	0	0	0	0	0	0.0	0	0
2020	Seahawks	0	0	0.0	0	0	0	0	0	0.0	0	0
<b>NFL TOTALS</b>		<b>0</b>	<b>0</b>	<b>0.0</b>	<b>0</b>	<b>0</b>	<b>0</b>	<b>0</b>	<b>0</b>	<b>0.0</b>	<b>0</b>	<b>0</b>

### SINGLE-GAME HIGHS: RUSHING/RECEIVING

<b>Rush Attempts</b>	26 at Tennessee Titans, Dec 15, 2019 26 at Kansas City Chiefs, Oct 13, 2019 ...1 more at 26.	<b>All-Purpose Yards</b>	200 vs. New York Jets, Dec 11, 2016 182 vs. Minnesota Vikings, Sep 14, 2015
<b>Rushing Yards</b>	193 vs. New York Jets, Dec 11, 2016 168 vs. Minnesota Vikings, Sep 14, 2015	<b>Kickoff Returns</b>	4 vs. Washington, Nov 23, 2014 3 vs. Seattle Seahawks, Nov 27, 2014 ...1 more at 3.
<b>Longest Runs</b>	61 at Seattle Seahawks, Sep 17, 2017 58 at Jacksonville Jaguars, Nov 03, 2019	<b>Kickoff Return Yards</b>	98 vs. Washington, Nov 23, 2014 82 at New Orleans Saints, Nov 09, 2014
<b>Rushing TDs</b>	2 vs. New York Jets, Sep 20, 2018 2 at Los Angeles Rams, Dec 31, 2017 ...5 more at 2.	<b>Longest Kickoff Return</b>	30 at New Orleans Saints, Nov 09, 2014 29 vs. Washington, Nov 23, 2014 ...1 more at 29.
<b>Receptions</b>	9 vs. Arizona Cardinals, Nov 05, 2017 7 vs. Seattle Seahawks, Nov 26, 2017	<b>Miscellaneous Tackles</b>	1 vs. Indianapolis Colts, Nov 21, 2019 1 at Kansas City Chiefs, Oct 13, 2019 ...5 more at 1.
<b>Receiving Yards</b>	84 vs. Arizona Cardinals, Nov 05, 2017 47 at Washington, Oct 15, 2017	<b>Most TDs</b>	2 vs. New York Jets, Sep 20, 2018 2 at Los Angeles Rams, Dec 31, 2017 ...5 more at 2.
<b>Longest Receptions</b>	19t at Los Angeles Rams, Dec 24, 2016 18 vs. Los Angeles Rams, Dec 27, 2020 ...1 more at 18.	<b>Rushing Average</b>	11.4 vs. New York Jets, Dec 11, 2016 8.4 at Jacksonville Jaguars, Nov 03, 2019
<b>Receiving TDs</b>	1 at Los Angeles Rams, Dec 24, 2016 1 vs. New York Jets, Dec 11, 2016 ...1 more at 1.	<b>Receiving Average</b>	12.7 vs. Seattle Seahawks, Nov 27, 2014 9.4 at Washington, Oct 15, 2017



**SINGLE-GAME HIGHS - POSTSEASON: RUSHING/RECEIVING**

**Rush Attempts** 16 vs. Buffalo Bills, Jan 04, 2020  
 13 at Kansas City Chiefs, Jan 12, 2020

**Rushing Yards** 48 vs. Buffalo Bills, Jan 04, 2020  
 44 at Kansas City Chiefs, Jan 12, 2020

**Longest Runs** 8 vs. Buffalo Bills, Jan 04, 2020  
 7 at Kansas City Chiefs, Jan 12, 2020  
 ...2 more at 7.

**Receptions** 3 at Kansas City Chiefs, Jan 12, 2020  
 1 vs. Buffalo Bills, Jan 04, 2020

**Receiving Yards** 18 at Kansas City Chiefs, Jan 12, 2020  
 5 vs. Buffalo Bills, Jan 04, 2020

**Longest Receptions** 10 at Kansas City Chiefs, Jan 12, 2020  
 6 at Kansas City Chiefs, Jan 12, 2020

**Receiving TDs** 1 vs. Buffalo Bills, Jan 04, 2020

**All-Purpose Yards** 62 at Kansas City Chiefs, Jan 12, 2020  
 53 vs. Buffalo Bills, Jan 04, 2020

**Most TDs** 1 vs. Buffalo Bills, Jan 04, 2020

**100-YARD RUSHING GAMES (7): REGULAR SEASON**

DATE	TEAM	ATT.	YDS.	AVG.	LG	TD
09/14/15	VIKINGS	26	168	6.5	18	2
09/25/16	at Seahawks	21	103	4.9	34	2
12/11/16	JETS	17	193	11.4	47	0
09/17/17	at Seahawks	15	124	8.3	61	0
10/13/19	at Chiefs	26	116	4.5	26	1
11/03/19	at Jaguars	19	160	8.4	58	0
12/15/19	at Titans	26	104	4.0	11	1

**2020 GAME-BY-GAME REGULAR-SEASON STATISTICS (SEAHAWKS)**

DATE	OPPONENT	P/S	RUSHING					RECEIVING					W/L	SCORE
			NO.	YDS.	AVG.	LG	TD	NO.	YDS.	AVG.	LG	TD		
09/13	at Falcons	P	7	23	3.3	9	1	0	0	0.0	0	0	W	38-25
09/20	Patriots	P	5	22	4.4	9	0	2	15	7.5	9	0	W	35-30
09/27	Cowboys	P	4	12	3.0	4	0	1	11	11.0	11	0	W	38-31
10/04	at Dolphins												W	31-23
10/11	Vikings												W	27-26
10/25	at Cardinals	P	15	68	4.5	24t	1	3	8	2.7	8	0	L	34-37+
11/01	49ers												W	37-27
11/08	at Bills												L	34-44
11/15	at Rams												L	16-23
11/19	Cardinals	S	14	79	5.6	17	1	2	16	8.0	9	0	W	28-21
11/30	at Eagles	P	15	22	1.5	8	0	2	7	3.5	7	0	W	23-17
12/06	Giants	P	2	1	0.5	1	0	3	10	3.3	11	0	L	12-17
12/13	Jets	P	15	66	4.4	18	0	0	0	0.0	0	0	W	40-3
12/20	at Washington	P	2	55	27.5	50t	1	2	8	4.0	5	0	W	20-15
12/27	Rams	P	2	8	4.0	6	0	1	18	18.0	18	0	W	20-9
01/03	at 49ers												W	26-23
<b>2020 TOTALS</b>		<b>10-1</b>	<b>81</b>	<b>356</b>	<b>4.4</b>	<b>50T</b>	<b>4</b>	<b>16</b>	<b>93</b>	<b>5.8</b>	<b>18</b>	<b>0</b>	<b>12-4</b>	

+ - Overtime

**2020 GAME-BY-GAME POSTSEASON STATISTICS (SEAHAWKS)**

DATE	OPPONENT	P/S	RUSHING					RECEIVING					W/L	SCORE
			NO.	YDS.	AVG.	LG	TD	NO.	YDS.	AVG.	LG	TD		
01/09	Rams	P	4	5	1.3	3	0	0	0	0.0	0	0	L	20-30
<b>2020 TOTALS</b>		<b>1-0</b>	<b>4</b>	<b>5</b>	<b>1.3</b>	<b>3</b>	<b>0</b>	<b>0</b>	<b>0</b>	<b>0.0</b>	<b>0</b>	<b>0</b>	<b>0-1</b>	





# MYLES JACK | 44



**POSITION:** LINEBACKER

**HT:** 6-1 | **WT:** 255 | **DOB:** 9-3-1995

**COLLEGE:** UCLA

**HOMETOWN:** SCOTTSDALE, ARIZ.

**ACQ:** D2-'16

**EXP:** 6th YEAR



@MylesJack

## KEY TRANSACTIONS

- Originally drafted by Jacksonville in the second round (36th overall) of the 2016 draft utilizing a pick obtained from Baltimore for Jaguars' second (38th overall)- and fifth (146th overall)-round choices

## PRO

### 2020 (Jaguars)

- Started in all 14 games in which he appeared... Posted a career-best 118 tackles (72 solo), six tackles for loss, five passes defended, 1.0 sack and one INT... Was one of five linebackers in the NFL with at least 115 tackles, two fumble recoveries and one INT on the season... Named team captain as voted on by his teammates
- 9/13 vs. IND:** Started at linebacker and finished second on the team with 11 tackles... Tallied a second-quarter sack on QB Jacoby Brissett that stalled an Indianapolis drive at the Jacksonville 2-yard line
- 10/4 at CIN:** Started at linebacker and tallied four tackles and an INT in which he wrestled the ball from TE Drew Sample in the end zone
- 11/8 vs. HOU:** Started at linebacker and led the team with 11 tackles, including one tackle for loss and also added one forced fumble and one pass defended

### 2019 (Jaguars)

- Started in 11 games before being placed on the reserve/injured list on Dec. 5 with a knee injury... Finished the season with 66 tackles (42 solo), four passes defended, three tackles for loss, one INT and a 0.5 sack
- 10/6 at CAR:** Started and tallied a team-leading nine tackles (three solo), two passes defended and one tackle for loss
- 10/20 at CIN:** Started at middle linebacker, amassing five tackles, two passes defended and his second career INT

### 2018 (Jaguars)

- Started all 16 games for the second consecutive season and recorded his first career 100-plus tackle season... Played every snap on defense in 2018 (1,020 snaps) and was one of three players in the NFL to play 100 percent of his team's defensive snaps (DEN S Justin Simmons & PHI S Malcolm Jenkins)
- 9/9 at NYG:** Led the team with 10 tackles (seven solo) and added an INT, which he returned 32 yards for a TD
- 12/6 at TEN:** Started at middle linebacker and led the team with a season-high 13 tackles (eight solo), including 1.0 sack

### 2017 (Jaguars)

- Regularly started at strongside linebacker and played all three linebacker positions throughout the course of the year
- 9/10 at HOU:** Started at strongside linebacker and led the team with 14 tackles (eight solo), including one tackle for loss
- 1/21 at N.E.:** Started in the AFC Championship game and recorded seven tackles (six solo) and one forced fumble, which he also recovered

### 2016 (Jaguars)

- Played in all 16 games making 10 starts during his rookie year... Totaled 22 tackles (16 solo)
- 9/11 vs. G.B.:** Played in 12 snaps on special teams in NFL and team debut
- 10/2 vs. IND:** Earned his first career start and made four tackles (three solo) and one pass defended

## COLLEGE

- Saw action on both sides of the ball in 29 career games and totaled 178 tackles (116 solo), 23 passes defended, 15 tackles for a loss and two fumble recoveries defensively, while rushing 68 times for 387 yards and 11 TDs
- Started all 13 games at linebacker in 2014 and was second on the team with 88 tackles, eight for loss and seven passes defended, while rushing 28 times for 113 yards and three TDs
- Named Second-Team All-Pac 12 in 2014
- Named both Offensive and Defensive Freshman of the Year in the Pac-12 by the coaches after posting 75 tackles, 11 passes defended and two INTs, while rushing for 267 yards and seven TDs on 38 attempts
- Finalist for the Paul Hornung Award as the nation's most versatile player in 2013

## PERSONAL

- A four-star recruit from Bellevue (Wash.) High School, according to both Scout.com and Rivals.com
- Ranked as the nation's No. 4 outside linebacker and No. 1 in the west
- Also played running back in high school for an offense that averaged more than 46 points per game his senior season
- Selected to play in the U.S. Army All-American game, where he posted five tackles
- Earned letters in track (three) and basketball (one)
- In 2019, paid the electric bills for elderly residents in 31 homes around the Jacksonville community through a one-time donation to the Jacksonville Electric Authority



**MYLES JACK'S NFL REGULAR SEASON DEFENSIVE STATISTICS**

DATE	TEAM	GP	TACKLES										INTERCEPTIONS					O. FUMB				ST				MISC	
			GS	TK	S	A	TFL	YDS	SK	YDS	QBH	NO	YDS	LG	TD	PD	FF	FR	YDS	TK	S	A	FF	FR	S	A	
2016	Jaguars	16	10	22	16	6	1	1	0.5	0.0	2	0	0	0	0	2	0	0	0	2	2	0	0	0	0	0	
2017	Jaguars	16	16	90	66	24	5	11	2.0	11.5	5	0	0	0	0	3	0	1	81	0	0	0	0	0	0		
2018	Jaguars	16	16	107	75	32	1	11	2.5	15.0	4	1	32	32t	1	1	1	1	0	0	0	0	0	0	0		
2019	Jaguars	11	11	66	42	24	3	13	0.5	4.0	2	1	14	14	0	4	0	0	0	0	0	0	0	0	0		
2020	Jaguars	14	14	118	72	46	6	11	1.0	6.0	2	1	0	0	0	5	1	2	16	0	0	0	0	0	0		
<b>NFL TOTALS</b>		<b>73</b>	<b>67</b>	<b>403</b>	<b>271</b>	<b>132</b>	<b>16</b>	<b>47</b>	<b>6.5</b>	<b>36.5</b>	<b>15</b>	<b>3</b>	<b>46</b>	<b>32T</b>	<b>1</b>	<b>15</b>	<b>2</b>	<b>4</b>	<b>97</b>	<b>2</b>	<b>2</b>	<b>0</b>	<b>0</b>	<b>0</b>	<b>0</b>		

**MYLES JACK'S NFL POSTSEASON DEFENSIVE STATISTICS**

DATE	TEAM	GP	TACKLES										INTERCEPTIONS					O. FUMB				ST				MISC	
			GS	TK	S	A	TFL	YDS	SK	YDS	QBH	NO	YDS	LG	TD	PD	FF	FR	YDS	TK	S	A	FF	FR	S	A	
2017	Jaguars	3	3	19	16	3	2	8	1.0	7.0	2	1	0	0	0	3	1	1	0	0	0	0	0	0	0		
<b>NFL TOTALS</b>		<b>3</b>	<b>3</b>	<b>19</b>	<b>16</b>	<b>3</b>	<b>2</b>	<b>8</b>	<b>1.0</b>	<b>7.0</b>	<b>2</b>	<b>1</b>	<b>0</b>	<b>0</b>	<b>0</b>	<b>3</b>	<b>1</b>	<b>1</b>	<b>0</b>	<b>0</b>	<b>0</b>	<b>0</b>	<b>0</b>	<b>0</b>	<b>0</b>		

**SINGLE-GAME HIGHS: DEFENSIVE**

<b>Total Tackles</b>	14 at Houston Texans, Sep 10, 2017 13 at Tennessee Titans, Dec 06, 2018	<b>Tackles For Loss</b>	1 vs. Tennessee Titans, Dec 13, 2020 1 vs. Cleveland Browns, Nov 29, 2020 ...14 more at 1.
<b>Sacks</b>	1.0 vs. Indianapolis Colts, Sep 13, 2020 1.0 at Tennessee Titans, Dec 06, 2018 ...3 more at 1.0.	<b>Interceptions</b>	1 at Cincinnati Bengals, Oct 04, 2020 1 at Cincinnati Bengals, Oct 20, 2019 ...1 more at 1.
<b>Passes Defensed</b>	2 at Cincinnati Bengals, Oct 20, 2019 2 at Carolina Panthers, Oct 06, 2019	<b>Interception Return Yards</b>	32 at New York Giants, Sep 09, 2018 14 at Cincinnati Bengals, Oct 20, 2019
<b>Forced Fumbles</b>	1 vs. Houston Texans, Nov 08, 2020 1 at Buffalo Bills, Nov 25, 2018	<b>Special Teams Tackles</b>	1 vs. Houston Texans, Nov 13, 2016 1 at Chicago Bears, Oct 16, 2016
<b>Fumble Recoveries</b>	1 at Minnesota Vikings, Dec 06, 2020 1 at Green Bay Packers, Nov 15, 2020 ...2 more at 1.		

**SINGLE-GAME HIGHS - POSTSEASON: DEFENSIVE**

<b>Total Tackles</b>	7 at New England Patriots, Jan 21, 2018 6 at Pittsburgh Steelers, Jan 14, 2018 ...1 more at 6.	<b>Fumble Recoveries</b>	1 at New England Patriots, Jan 21, 2018
<b>Sacks</b>	1.0 vs. Buffalo Bills, Jan 07, 2018	<b>Tackles For Loss</b>	1 at Pittsburgh Steelers, Jan 14, 2018 1 vs. Buffalo Bills, Jan 07, 2018
<b>Passes Defensed</b>	2 vs. Buffalo Bills, Jan 07, 2018 1 at Pittsburgh Steelers, Jan 14, 2018	<b>Interceptions</b>	1 at Pittsburgh Steelers, Jan 14, 2018
<b>Forced Fumbles</b>	1 at New England Patriots, Jan 21, 2018		

**2020 GAME-BY-GAME REGULAR-SEASON STATISTICS (JAGUARS)**

DATE	OPPONENT	P/S	TACKLES										INTERCEPTIONS					O. FUMB				ST				MISC	
			TK	S	A	SK	YDS	TFL	YDS	QBH	NO	YDS	LG	TD	PD	FF	FR	YDS	TK	S	A	FF	FR	S	A	W/L	SCORE
09/13	Colts	S	11	8	3	1.0	6.0	1	6	2	0	0	0	0	0	0	0	0	0	0	0	0	0	0	0	W	27-20
09/20	at Titans	S	11	5	6	0.0	0.0	0	0	0	0	0	0	0	1	0	0	0	0	0	0	0	0	0	0	L	30-33
09/24	Dolphins	S	11	7	4	0.0	0.0	0	0	0	0	0	0	0	0	0	0	0	0	0	0	0	0	0	0	L	13-31
10/04	at Bengals	S	4	3	1	0.0	0.0	0	0	0	1	0	0	0	1	0	0	0	0	0	0	0	0	0	0	L	25-33
10/11	at Texans		INACTIVE																							L	14-30
10/18	Lions	S	4	3	1	0.0	0.0	1	1	0	0	0	0	0	0	0	0	0	0	0	0	0	0	0	0	L	16-34
10/25	at Chargers		INACTIVE																							L	29-39
11/08	Texans	S	11	6	5	0.0	0.0	1	2	0	0	0	0	0	1	1	0	0	0	0	0	0	0	0	0	L	25-27
11/15	at Packers	S	8	3	5	0.0	0.0	0	0	0	0	0	0	0	0	0	1	16	0	0	0	0	0	0	0	L	20-24
11/22	Steelers	S	5	3	2	0.0	0.0	1	0	0	0	0	0	0	0	0	0	0	0	0	0	0	0	0	0	L	3-27
11/29	Browns	S	9	3	6	0.0	0.0	1	1	0	0	0	0	0	0	0	0	0	0	0	0	0	0	0	0	L	25-27
12/06	at Vikings	S	11	6	5	0.0	0.0	0	0	0	0	0	0	0	0	0	1	0	0	0	0	0	0	0	0	L	24-27+
12/13	Titans	S	10	7	3	0.0	0.0	1	1	0	0	0	0	0	0	0	0	0	0	0	0	0	0	0	0	L	10-31
12/20	at Ravens	S	10	7	3	0.0	0.0	0	0	0	0	0	0	0	1	0	0	0	0	0	0	0	0	0	0	L	14-40
12/27	Bears	S	8	6	2	0.0	0.0	0	0	0	0	0	0	0	0	0	0	0	0	0	0	0	0	0	0	L	17-41
01/03	at Colts	S	5	5	0	0.0	0.0	0	0	0	0	0	0	0	1	0	0	0	0	0	0	0	0	0	0	L	14-28
<b>2020 TOTALS</b>		<b>14-14</b>	<b>118</b>	<b>72</b>	<b>46</b>	<b>1.0</b>	<b>6.0</b>	<b>6</b>	<b>11</b>	<b>2</b>	<b>1</b>	<b>0</b>	<b>0</b>	<b>0</b>	<b>5</b>	<b>1</b>	<b>2</b>	<b>16</b>	<b>0</b>	<b>0</b>	<b>0</b>	<b>0</b>	<b>0</b>	<b>0</b>	<b>1-15</b>		

+ - Overtime





**2019 GAME-BY-GAME REGULAR-SEASON STATISTICS (JAGUARS)**

DATE	OPPONENT	P/S	TACKLES							INTERCEPTIONS					O. FUMB			ST				MISC		W/L	SCORE		
			TK	S	A	SK	YDS	TFL	YDS	QBH	NO	YDS	LG	TD	PD	FF	FR	YDS	TK	S	A	FF	FR			S	A
09/08	Chiefs	S	2	2	0	0.0	0.0	0	0	0	0	0	0	0	0	0	0	0	0	0	0	0	0	0	L	26-40	
09/15	at Texans	S	7	4	3	0.5	4.0	0	0	1	0	0	0	0	0	0	0	0	0	0	0	0	0	0	L	12-13	
09/19	Titans	S	2	2	0	0.0	0.0	1	1	0	0	0	0	0	0	0	0	0	0	0	0	0	0	0	W	20-7	
09/29	at Broncos	S	6	3	3	0.0	0.0	0	0	0	0	0	0	0	0	0	0	0	0	0	0	0	0	0	W	26-24	
10/06	at Panthers	S	9	3	6	0.0	0.0	1	12	0	0	0	0	0	2	0	0	0	0	0	0	0	0	0	L	27-34	
10/13	Saints	S	8	3	5	0.0	0.0	0	0	0	0	0	0	0	0	0	0	0	0	0	0	0	0	0	L	6-13	
10/20	at Bengals	S	5	3	2	0.0	0.0	0	0	0	1	14	14	0	2	0	0	0	0	0	0	0	0	0	W	27-17	
10/27	Jets	S	4	3	1	0.0	0.0	0	0	0	0	0	0	0	0	0	0	0	0	0	0	0	0	0	W	29-15	
11/03	Texans	S	7	6	1	0.0	0.0	0	0	0	0	0	0	0	0	0	0	0	0	0	0	0	0	0	L	3-26	
11/17	at Colts	S	9	7	2	0.0	0.0	0	0	1	0	0	0	0	0	0	0	0	0	0	0	0	0	0	L	13-33	
11/24	at Titans	S	7	6	1	0.0	0.0	1	0	0	0	0	0	0	0	0	0	0	0	0	0	0	0	0	L	20-42	
12/01	Buccaneers																								L	11-28	
12/08	Chargers																								L	10-45	
12/15	at Raiders																							W	20-16		
12/22	at Falcons																								L	12-24	
12/29	Colts																								W	38-20	
<b>2019 TOTALS</b>			<b>11-11</b>	<b>66</b>	<b>42</b>	<b>24</b>	<b>0.5</b>	<b>4.0</b>	<b>3</b>	<b>13</b>	<b>2</b>	<b>1</b>	<b>14</b>	<b>14</b>	<b>0</b>	<b>4</b>	<b>0</b>	<b>0</b>	<b>0</b>	<b>0</b>	<b>0</b>	<b>0</b>	<b>0</b>	<b>0</b>	<b>0</b>	<b>0</b>	<b>6-10</b>

**2018 GAME-BY-GAME REGULAR-SEASON STATISTICS (JAGUARS)**

DATE	OPPONENT	P/S	TACKLES							INTERCEPTIONS					O. FUMB			ST				MISC		W/L	SCORE		
			TK	S	A	SK	YDS	TFL	YDS	QBH	NO	YDS	LG	TD	PD	FF	FR	YDS	TK	S	A	FF	FR			S	A
09/09	at Giants	S	10	7	3	0.0	0.0	0	0	0	1	32	32	1	1	0	0	0	0	0	0	0	0	0	0	W	20-15
09/16	Patriots	S	8	7	1	0.0	0.0	0	0	0	0	0	0	0	0	0	0	0	0	0	0	0	0	0	0	W	31-20
09/23	Titans	S	3	2	1	0.0	0.0	0	0	0	0	0	0	0	0	0	0	0	0	0	0	0	0	0	0	L	6-9
09/30	Jets	S	5	4	1	0.0	0.0	0	0	0	0	0	0	0	0	0	0	0	0	0	0	0	0	0	0	W	31-12
10/07	at Chiefs	S	10	5	5	0.0	0.0	0	0	0	0	0	0	0	0	0	0	0	0	0	0	0	0	0	0	L	14-30
10/14	at Cowboys	S	5	3	2	0.0	0.0	0	0	0	0	0	0	0	0	0	0	0	0	0	0	0	0	0	0	L	7-40
10/21	Texans	S	6	5	1	0.0	0.0	0	0	0	0	0	0	0	0	0	0	0	0	0	0	0	0	0	0	L	7-20
10/28	Eagles	S	5	2	3	1.0	11.0	1	11	1	0	0	0	0	0	0	0	0	0	0	0	0	0	0	0	L	18-24
11/11	at Colts	S	3	3	0	0.0	0.0	0	0	0	0	0	0	0	0	0	0	0	0	0	0	0	0	0	0	L	26-29
11/18	Steelers	S	1	1	0	0.0	0.0	0	0	0	0	0	0	0	0	0	0	0	0	0	0	0	0	0	0	L	16-20
11/25	at Bills	S	4	3	1	0.0	0.0	0	0	1	0	0	0	0	0	1	0	0	0	0	0	0	0	0	0	L	21-24
12/02	Colts	S	10	7	3	0.0	0.0	0	0	0	0	0	0	0	0	0	1	0	0	0	0	0	0	0	0	W	6-0
12/06	at Titans	S	13	8	5	1.0	0.0	0	0	1	0	0	0	0	0	0	0	0	0	0	0	0	0	0	0	L	9-30
12/16	Washington	S	6	5	1	0.0	0.0	0	0	0	0	0	0	0	0	0	0	0	0	0	0	0	0	0	0	L	13-16
12/23	at Dolphins	S	8	7	1	0.0	0.0	0	0	0	0	0	0	0	0	0	0	0	0	0	0	0	0	0	0	W	17-7
12/30	at Texans	S	10	6	4	0.5	4.0	0	0	1	0	0	0	0	0	0	0	0	0	0	0	0	0	0	0	L	3-20
<b>2018 TOTALS</b>			<b>16-16</b>	<b>107</b>	<b>75</b>	<b>32</b>	<b>2.5</b>	<b>15.0</b>	<b>1</b>	<b>11</b>	<b>4</b>	<b>1</b>	<b>32</b>	<b>32T</b>	<b>1</b>	<b>1</b>	<b>1</b>	<b>1</b>	<b>0</b>	<b>0</b>	<b>0</b>	<b>0</b>	<b>0</b>	<b>0</b>	<b>0</b>	<b>0</b>	<b>5-11</b>

**2017 GAME-BY-GAME REGULAR-SEASON STATISTICS (JAGUARS)**

DATE	OPPONENT	P/S	TACKLES							INTERCEPTIONS					O. FUMB			ST				MISC		W/L	SCORE		
			TK	S	A	SK	YDS	TFL	YDS	QBH	NO	YDS	LG	TD	PD	FF	FR	YDS	TK	S	A	FF	FR			S	A
09/10	at Texans	S	14	8	6	0.0	0.0	1	1	0	0	0	0	0	0	0	0	0	0	0	0	0	0	0	0	W	29-7
09/17	Titans	S	6	5	1	1.0	4.0	1	4	1	0	0	0	0	0	0	0	0	0	0	0	0	0	0	0	L	16-37
09/24	Ravens	S	4	4	0	0.0	0.0	0	0	0	0	0	0	0	0	0	0	0	0	0	0	0	0	0	0	W	44-7
10/01	at Jets	S	9	8	1	0.0	0.0	1	4	1	0	0	0	0	0	0	1	81	0	0	0	0	0	0	0	L	20-23+
10/08	at Steelers	S	9	5	4	0.0	0.0	0	0	0	0	0	0	0	0	0	0	0	0	0	0	0	0	0	0	W	30-9
10/15	Rams	S	6	5	1	0.0	0.0	1	1	0	0	0	0	0	0	0	0	0	0	0	0	0	0	0	0	L	17-27
10/22	at Colts	S	8	4	4	1.0	7.5	0	0	2	0	0	0	0	1	0	0	0	0	0	0	0	0	0	0	W	27-0
11/05	Bengals	S	1	1	0	0.0	0.0	0	0	0	0	0	0	0	0	0	0	0	0	0	0	0	0	0	0	W	23-7
11/12	Chargers	S	9	8	1	0.0	0.0	1	1	0	0	0	0	0	0	0	0	0	0	0	0	0	0	0	0	W	20-17+
11/19	at Browns	S	2	1	1	0.0	0.0	0	0	0	0	0	0	0	1	0	0	0	0	0	0	0	0	0	0	W	19-7
11/26	at Cardinals	S	3	3	0	0.0	0.0	0	0	0	0	0	0	0	0	0	0	0	0	0	0	0	0	0	0	L	24-27
12/03	Colts	S	5	3	2	0.0	0.0	0	0	0	0	0	0	0	0	0	0	0	0	0	0	0	0	0	0	W	30-10
12/10	Seahawks	S	6	5	1	0.0	0.0	0	0	0	0	0	0	0	0	0	0	0	0	0	0	0	0	0	0	W	30-24
12/17	Texans	S	2	1	1	0.0	0.0	0	0	0	0	0	0	0	1	0	0	0	0	0	0	0	0	0	0	W	45-7
12/24	at 49ers	S	3	3	0	0.0	0.0	0	0	0	0	0	0	0	0	0	0	0	0	0	0	0	0	0	0	L	33-44
12/31	at Titans	S	3	2	1	0.0	0.0	0	0	1	0	0	0	0	0	0	0	0	0	0	0	0	0	0	0	L	10-15
<b>2017 TOTALS</b>			<b>16-16</b>	<b>90</b>	<b>66</b>	<b>24</b>	<b>2.0</b>	<b>11.5</b>	<b>5</b>	<b>11</b>	<b>5</b>	<b>0</b>	<b>0</b>	<b>0</b>	<b>0</b>	<b>3</b>	<b>0</b>	<b>1</b>	<b>81</b>	<b>0</b>	<b>0</b>	<b>0</b>	<b>0</b>	<b>0</b>	<b>0</b>	<b>0</b>	<b>10-6</b>

+ - Overtime



**2016 GAME-BY-GAME REGULAR-SEASON STATISTICS (JAGUARS)**

DATE	OPPONENT	P/S	TACKLES							INTERCEPTIONS					O. FUMB			ST					MISC			SCORE	
			TK	S	A	SK	YDS	TFL	YDS	QBH	NO	YDS	LG	TD	PD	FF	FR	YDS	TK	S	A	FF	FR	S	A		W/L
09/11	Packers	P	0	0	0	0.0	0.0	0	0	0	0	0	0	0	0	0	0	0	0	0	0	0	0	0	0	L	23-27
09/18	at Chargers	P	2	2	0	0.0	0.0	0	0	0	0	0	0	0	0	0	0	0	0	0	0	0	0	0	0	L	14-38
09/25	Ravens	P	0	0	0	0.0	0.0	0	0	0	0	0	0	0	0	0	0	0	0	0	0	0	0	0	0	L	17-19
10/02	Colts	S	4	3	1	0.0	0.0	0	0	0	0	0	0	0	1	0	0	0	0	0	0	0	0	0	0	W	30-27
10/16	at Bears	S	1	1	0	0.0	0.0	0	0	0	0	0	0	0	0	0	0	0	1	1	0	0	0	0	0	W	17-16
10/23	Raiders	S	1	1	0	0.0	0.0	0	0	0	0	0	0	0	0	0	0	0	0	0	0	0	0	0	0	L	16-33
10/27	at Titans	S	0	0	0	0.0	0.0	0	0	0	0	0	0	0	0	0	0	0	0	0	0	0	0	0	0	L	22-36
11/06	at Chiefs	S	1	1	0	0.0	0.0	0	0	0	0	0	0	0	0	0	0	0	0	0	0	0	0	0	0	L	14-19
11/13	Texans	S	2	2	0	0.0	0.0	0	0	1	0	0	0	0	0	0	0	0	1	1	0	0	0	0	0	L	21-24
11/20	at Lions	P	3	2	1	0.0	0.0	1	1	0	0	0	0	0	0	0	0	0	0	0	0	0	0	0	0	L	19-26
11/27	at Bills	S	5	2	3	0.5	0.0	0	0	1	0	0	0	0	0	0	0	0	0	0	0	0	0	0	0	L	21-28
12/04	Broncos	S	1	1	0	0.0	0.0	0	0	0	0	0	0	0	0	0	0	0	0	0	0	0	0	0	0	L	10-20
12/11	Vikings	P	1	0	1	0.0	0.0	0	0	0	0	0	0	0	0	0	0	0	0	0	0	0	0	0	0	L	16-25
12/18	at Texans	P	1	1	0	0.0	0.0	0	0	0	0	0	0	0	0	0	0	0	0	0	0	0	0	0	0	L	20-21
12/24	Titans	S	0	0	0	0.0	0.0	0	0	0	0	0	0	0	0	0	0	0	0	0	0	0	0	0	0	W	38-17
01/01	at Colts	S	0	0	0	0.0	0.0	0	0	0	0	0	0	0	1	0	0	0	0	0	0	0	0	0	0	L	20-24
<b>2016 TOTALS</b>			<b>16-10</b>	<b>22</b>	<b>16</b>	<b>6</b>	<b>0.5</b>	<b>0.0</b>	<b>1</b>	<b>1</b>	<b>2</b>	<b>0</b>	<b>0</b>	<b>0</b>	<b>0</b>	<b>2</b>	<b>0</b>	<b>0</b>	<b>0</b>	<b>2</b>	<b>2</b>	<b>0</b>	<b>0</b>	<b>0</b>	<b>0</b>	<b>0</b>	<b>3-13</b>

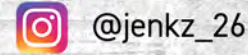




# RAYSHAWN JENKINS | 2



**POSITION:** SAFETY  
**HT:** 6-1 | **WT:** 200 | **DOB:** 1-25-1994  
**COLLEGE:** MIAMI  
**HOMETOWN:** ST. PETERSBURG, FLA.  
**ACQ:** UFA (LAC)-'21  
**EXP:** 5th YEAR



## KEY TRANSACTIONS

- Originally drafted by the Los Angeles Chargers in the fourth round (117th overall) of the 2017 draft
- Signed by Jacksonville as an unrestricted free agent on 3/15/21

## PRO

### 2020 (Chargers)

- Played and started in 15 games... Had a career-high 84 tackles (58 solo), four tackles for loss and two interceptions... Also had 1.0 sack and tied a career high with four passes defended

### 2019 (Chargers)

- Started all 16 games at safety, registering 52 tackles (34 solo) and two tackles for loss
- Recorded three INTs and four passes defended on the year... Had three tackles on special teams

### 2018 (Chargers)

- Appeared in 15 contests with one start at safety
- Posted 13 tackles (eight solo)... Recorded a half-sack, the first of his career, and 1.5 tackles for loss... Registered 10 tackles on special teams
- Started both postseason games at safety, recording 12 tackles (eight solo)... Added a special teams tackle

### 2017 (Chargers)

- Played in 15 games, missing one with a concussion
- Totaled five tackles (four solo), a pass defended and 11 tackles on special teams, pinning the opponent inside their own 20 four times

## COLLEGE

- Played four seasons (2012-13, '15-16) at Miami with a medical redshirt in 2014, appearing in 49 career games with 33 starts
- Finished with 201 tackles, including eight tackles for loss and 1.5 sacks
- Posted nine INTs, 28 passes defended and a fumble recovery
- Earned honorable mention All-Atlantic Coast Conference as a senior when he ranked third on the team with 76 tackles (56 solo) while leading the team with two INTs.

## PERSONAL

- Has 17 siblings
- Played youth football with teammate Shaquill Griffin
- Earned a degree in criminology with a minor in sports administration from Miami
- Played quarterback, wide receiver, running back and defensive back at Admiral Farragut Academy in St. Petersburg, Fla.
- Also ran track as was named the school's Athlete of the Year after winning the 1A state title in the 110-meter hurdles and finishing second in the 300-meter hurdles
- Lettered four years in football and three in track & field

### RAYSHAWN JENKINS' NFL REGULAR SEASON DEFENSIVE STATISTICS

DATE	TEAM	GP	GS	TACKLES							INTERCEPTIONS					O. FUMB			ST				MISC				
				TK	S	A	TFL	YDS	SK	YDS	QBH	NO	YDS	LG	TD	PD	FF	FR	YDS	TK	S	A	FF	FR	S	A	
2017	Chargers	15	0	5	4	1	0	0	0.0	0.0	1	0	0	0	0	1	0	0	0	0	8	6	2	0	0	0	0
2018	Chargers	15	1	13	8	5	1	1	0.5	3.5	2	0	0	0	0	0	0	0	0	0	10	5	5	0	0	0	0
2019	Chargers	16	16	53	34	19	2	9	0.0	0.0	0	3	10	8	0	4	0	0	0	0	1	0	1	0	0	0	0
2020	Chargers	15	15	81	56	25	4	9	1.0	6.0	1	2	23	23	0	4	0	0	0	0	3	2	1	0	0	0	0
<b>NFL TOTALS</b>		<b>61</b>	<b>32</b>	<b>152</b>	<b>102</b>	<b>50</b>	<b>7</b>	<b>19</b>	<b>1.5</b>	<b>9.5</b>	<b>4</b>	<b>5</b>	<b>33</b>	<b>23</b>	<b>0</b>	<b>9</b>	<b>0</b>	<b>0</b>	<b>0</b>	<b>0</b>	<b>22</b>	<b>13</b>	<b>9</b>	<b>0</b>	<b>0</b>	<b>0</b>	<b>0</b>

### RAYSHAWN JENKINS' NFL POSTSEASON DEFENSIVE STATISTICS

DATE	TEAM	GP	GS	TACKLES							INTERCEPTIONS					O. FUMB			ST				MISC				
				TK	S	A	TFL	YDS	SK	YDS	QBH	NO	YDS	LG	TD	PD	FF	FR	YDS	TK	S	A	FF	FR	S	A	
2018	Chargers	2	2	12	8	4	0	0	0.0	0.0	0	0	0	0	0	0	0	0	0	0	1	0	1	0	0	0	0
<b>NFL TOTALS</b>		<b>2</b>	<b>2</b>	<b>12</b>	<b>8</b>	<b>4</b>	<b>0</b>	<b>0</b>	<b>0.0</b>	<b>0.0</b>	<b>0</b>	<b>0</b>	<b>0</b>	<b>0</b>	<b>0</b>	<b>0</b>	<b>0</b>	<b>0</b>	<b>0</b>	<b>0</b>	<b>1</b>	<b>0</b>	<b>1</b>	<b>0</b>	<b>0</b>	<b>0</b>	<b>0</b>



### SINGLE-GAME HIGHS: DEFENSIVE

<p><b>Total Tackles</b> 10 at Buffalo Bills, Nov 29, 2020 9 at New Orleans Saints, Oct 12, 2020 ...1 more at 9.</p> <p><b>Sacks</b> 1.0 vs. Carolina Panthers, Sep 27, 2020 0.5 at Cleveland Browns, Oct 14, 2018</p> <p><b>Passes Defensed</b> 2 at Denver Broncos, Nov 01, 2020 1 vs. Atlanta Falcons, Dec 13, 2020 ...6 more at 1.</p> <p><b>Tackles For Loss</b> 2 vs. Carolina Panthers, Sep 27, 2020 3 at Miami Dolphins, Sep 29, 2019</p>	<p><b>Interceptions</b> 1 vs. Atlanta Falcons, Dec 13, 2020 1 at Denver Broncos, Nov 01, 2020 ...3 more at 1.</p> <p><b>Interception Return Yards</b> 23 at Denver Broncos, Nov 01, 2020 8 vs. Pittsburgh Steelers, Oct 13, 2019</p> <p><b>Special Teams Tackles</b> 3 vs. Denver Broncos, Nov 18, 2018 3 at Cleveland Browns, Oct 14, 2018</p>
--	---

### SINGLE-GAME HIGHS - POSTSEASON: DEFENSIVE

<p><b>Total Tackles</b> 9 at New England Patriots, Jan 13, 2019 3 at Baltimore Ravens, Jan 06, 2019</p>	<p><b>Special Teams Tackles</b> 1 at Baltimore Ravens, Jan 06, 2019</p>
---	---

### 2020 GAME-BY-GAME REGULAR-SEASON STATISTICS (CHARGERS)

DATE	OPPONENT	P/S	TACKLES								INTERCEPTIONS					O. FUMB			ST					MISC			W/L	SCORE
			TK	S	A	SK	YDS	TFL	YDS	QBH	NO	YDS	LG	TD	PD	FF	FR	YDS	TK	S	A	FF	FR	S	A			
09/13	at Bengals	S	1	1	0	0.0	0.0	0	0	0	0	0	0	0	0	0	0	0	0	0	0	0	0	0	0	0	W	16-13
09/20	Chiefs	S	3	1	2	0.0	0.0	0	0	0	0	0	0	0	0	0	0	0	0	0	0	0	0	0	0	0	L	20-23+
09/27	Panthers	S	9	3	6	1.0	6.0	2	7	1	0	0	0	0	0	0	0	0	0	0	0	0	0	0	0	0	L	16-21
10/04	at Buccaneers	S	3	1	2	0.0	0.0	1	1	0	0	0	0	0	0	0	0	0	0	0	0	0	0	0	0	L	31-38	
10/12	at Saints	S	9	7	2	0.0	0.0	0	0	0	0	0	0	0	0	0	0	0	0	0	0	0	0	0	0	L	27-30+	
10/25	Jaguars	S	8	7	1	0.0	0.0	0	0	0	0	0	0	0	0	0	0	0	0	0	0	0	0	0	0	W	39-29	
11/01	at Broncos	S	7	6	1	0.0	0.0	0	0	0	1	23	23	0	2	0	0	0	0	0	0	0	0	0	0	L	30-31	
11/08	Raiders	S	6	4	2	0.0	0.0	0	0	0	0	0	0	0	0	0	0	0	0	0	0	0	0	0	0	L	26-31	
11/15	at Dolphins	S	5	4	1	0.0	0.0	0	0	0	0	0	0	0	0	0	0	0	0	0	0	0	0	0	0	L	21-29	
11/22	Jets	S	7	4	3	0.0	0.0	0	0	0	0	0	0	0	1	0	0	0	0	0	0	0	0	0	0	W	34-28	
11/29	at Bills	S	10	7	3	0.0	0.0	1	1	0	0	0	0	0	0	0	0	0	0	0	0	0	0	0	0	L	17-27	
12/06	Patriots	S	5	5	0	0.0	0.0	0	0	0	0	0	0	0	0	0	0	0	0	0	0	0	0	0	0	L	0-45	
12/13	Falcons	S	4	4	0	0.0	0.0	0	0	0	1	0	0	0	1	0	0	0	2	1	1	0	0	0	0	W	20-17	
12/17	at Raiders	S	4	2	2	0.0	0.0	0	0	0	0	0	0	0	0	0	0	0	0	0	0	0	0	0	0	W	30-27+	
12/27	Broncos	S	0	0	0	0.0	0.0	0	0	0	0	0	0	0	0	0	0	0	0	0	0	0	0	0	0	W	19-16	
01/03	at Chiefs																									W	38-21	
<b>2020 TOTALS</b>		<b>15-15</b>	<b>81</b>	<b>56</b>	<b>25</b>	<b>1.0</b>	<b>6.0</b>	<b>4</b>	<b>9</b>	<b>1</b>	<b>2</b>	<b>23</b>	<b>23</b>	<b>0</b>	<b>4</b>	<b>0</b>	<b>0</b>	<b>0</b>	<b>3</b>	<b>2</b>	<b>1</b>	<b>0</b>	<b>0</b>	<b>0</b>	<b>0</b>	<b>0</b>	<b>7-9</b>	

+ - Overtime





# COLLIN JOHNSON | 19



**POSITION:** WIDE RECEIVER  
**HT:** 6-6 | **WT:** 220 | **DOB:** 9-23-1997  
**COLLEGE:** TEXAS  
**HOMETOWN:** LOS ANGELES, CALIF.  
**ACQ:** D5-'20  
**EXP:** 2nd YEAR

@Call\_In\_Johnson  
 @call\_in\_johnson

## KEY TRANSACTIONS

- Originally drafted by Jacksonville in the fifth round (165th overall) of the 2020 draft

## PRO

### 2020 (Jaguars)

- Finished the 2020 campaign with 18 receptions for 272 yards and two TDs
- 10/11 at HOU:** Collected three receptions for 30 yards, including his first career TD in the fourth quarter on a 4-yard catch
- 11/29 vs. CLE:** Saw action at wide receiver, hauling in four receptions for a career-high 96 yards, including a 46-yard TD reception

## COLLEGE

- Played in 45 games and made 29 starts, finishing his career with 188 receptions (sixth-most in school history) for 2,624 yards (fifth-most in school history) and 15 TDs
- Made at least two catches in 40 of the 45 games he played in during his career, the second-most among active Power Five receivers during that span

## PERSONAL

- Played at Valley Christian (California) High School and set career school records with 1,176 yards and 17 TDs
- Engaged to his fiancé, Sara, in June 2020
- Johnson's father, Johnnie, was a two-time consensus First-Team All-American (1978-1979) with the Longhorns and was a first-round choice by the Los Angeles Rams
- Johnnie played with his brother, Bobby (1978-81), who was also a defensive back at Texas
- Similar to his father, Collin played at Texas with his brother, Kirk... Kirk played in 21 career games with the Longhorns and rushed 12 times for 59 yards
- Adopted a dalmation named Molly in September of 2019

### COLLIN JOHNSON'S NFL REGULAR SEASON RUSHING/RECEIVING STATISTICS

DATE	TEAM	GP	GS	RECEIVING					RUSHING				
				NO.	YDS.	AVG.	LG	TD	NO.	YDS.	AVG.	LG	TD
2020	Jaguars	14	0	18	272	15.1	46t	2	0	0	0.0	0	0
<b>NFL TOTALS</b>		<b>14</b>	<b>0</b>	<b>18</b>	<b>272</b>	<b>15.1</b>	<b>46T</b>	<b>2</b>	<b>0</b>	<b>0</b>	<b>0.0</b>	<b>0</b>	<b>0</b>

### COLLIN JOHNSON'S NFL REGULAR SEASON RETURN STATISTICS

DATE	TEAM	KICKOFF RETURNS					PUNT RETURNS					
		RET.	YDS.	AVG.	LG	TD	NO.	FC	YDS.	AVG.	LG	TD
2020	Jaguars	0	0	0.0	0	0	0	0	0	0.0	0	0
<b>NFL TOTALS</b>		<b>0</b>	<b>0</b>	<b>0.0</b>	<b>0</b>	<b>0</b>	<b>0</b>	<b>0</b>	<b>0</b>	<b>0.0</b>	<b>0</b>	<b>0</b>

### SINGLE-GAME HIGHS: RECEIVING

<b>Receptions</b>	4 at Minnesota Vikings, Dec 06, 2020	<b>Receiving TDs</b>	1 vs. Cleveland Browns, Nov 29, 2020
<b>Receiving Yards</b>	4 vs. Cleveland Browns, Nov 29, 2020	<b>All-Purpose Yards</b>	1 at Houston Texans, Oct 11, 2020
<b>Longest Receptions</b>	96 vs. Cleveland Browns, Nov 29, 2020	<b>Most TDs</b>	96 vs. Cleveland Browns, Nov 29, 2020
	66 at Minnesota Vikings, Dec 06, 2020		66 at Minnesota Vikings, Dec 06, 2020
	46t vs. Cleveland Browns, Nov 29, 2020		1 vs. Cleveland Browns, Nov 29, 2020
	34 at Minnesota Vikings, Dec 06, 2020		1 at Houston Texans, Oct 11, 2020



**2020 GAME-BY-GAME REGULAR-SEASON STATISTICS (JAGUARS)**

DATE	OPPONENT	P/S	RECEIVING					RUSHING					W/L	SCORE	
			NO.	YDS.	AVG.	LG	TD	NO.	YDS.	AVG.	LG	TD			
09/13	Colts	P	1	14	14.0	14	0	0	0	0.0	0	0	0	W	27-20
09/20	at Titans	P	0	0	0.0	0	0	0	0	0.0	0	0	0	L	30-33
09/24	Dolphins	P	1	3	3.0	3	0	0	0	0.0	0	0	0	L	13-31
10/04	at Bengals	P	0	0	0.0	0	0	0	0	0.0	0	0	0	L	25-33
10/11	at Texans	P	3	30	10.0	19	1	0	0	0.0	0	0	0	L	14-30
10/18	Lions	P	0	0	0.0	0	0	0	0	0.0	0	0	0	L	16-34
10/25	at Chargers	P	1	13	13.0	13	0	0	0	0.0	0	0	0	L	29-39
11/08	Texans	P	1	9	9.0	9	0	0	0	0.0	0	0	0	L	25-27
11/15	at Packers	P	0	0	0.0	0	0	0	0	0.0	0	0	0	L	20-24
11/22	Steelers	P	0	0	0.0	0	0	0	0	0.0	0	0	0	L	3-27
11/29	Browns	P	4	96	24.0	46t	1	0	0	0.0	0	0	0	L	25-27
12/06	at Vikings	P	4	66	16.5	34	0	0	0	0.0	0	0	0	L	24-27+
12/13	Titans	P	2	33	16.5	27	0	0	0	0.0	0	0	0	L	10-31
12/20	at Ravens	P	1	8	8.0	8	0	0	0	0.0	0	0	0	L	14-40
12/27	Bears							ON INACTIVE LIST					L	17-41	
01/03	at Colts							DID NOT PLAY					L	14-28	
<b>2020 TOTALS</b>		<b>14-0</b>	<b>18</b>	<b>272</b>	<b>15.1</b>	<b>46T</b>	<b>2</b>	<b>0</b>	<b>0</b>	<b>0.0</b>	<b>0</b>	<b>0</b>	<b>0</b>	<b>1-15</b>	

+ - Overtime





# JOSH JONES | 29



**POSITION:** SAFETY  
**HT:** 6-2 | **WT:** 225 | **DOB:** 9-20-1994  
**COLLEGE:** NORTH CAROLINA STATE  
**HOMETOWN:** WALLED LAKE, MICH.  
**ACQ:** W(DAL)-'20  
**EXP:** 5th YEAR

@JoshJones11\_

@jjones27\_

## KEY TRANSACTIONS

- Originally drafted by Green Bay in the second round (61st overall) in the 2017 NFL Draft
- Claimed off waivers by Jacksonville on 1/2/20

## PRO

### 2020 (Jaguars)

- Saw action in 13 games, starting in all and amassing a career-high 83 tackles (59 solo), one INT and one pass defended... Placed on injured reserve with a chest injury on Nov. 14... Activated from injured reserve on Dec. 5
- 9/13 vs. IND:** Started at strong safety and tied a career high and led the team with 12 tackles in his Jaguars debut
- 12/20 at BAL:** Started at strong safety and tallied two solo tackles and one INT, his first since 2017 and the second of his career

### 2019 (Cowboys)

- Spent Weeks 5-10 on the team's practice squad before promotion to the 53-man active roster... Played in the following six games, making one solo tackle

### 2018 (Packers)

- Appeared in 13 games with five starts, totaling 51 tackles (36 solo), two passes defended and 1.0 sack

### 2017 (Packers)

- Played in all 16 games with seven starts as a rookie and posted 67 tackles (56 solo), five passes defended and 2.0 sacks

## COLLEGE

- Started in 28 of 32 games played in three seasons at North Carolina State and finished each season in the top five on the team in tackles (No. 5 in 2014, No. 3 in 2015 and No. 1 in 2016)
- Named Honorable Mention All-Atlantic Coast Conference in 2016

## PERSONAL

- Attended Walled Lake (Mich.) Western High School, where he lettered two years in football and one year in track and field
- Played safety, running back, wide receiver and cornerback
- As a senior, recorded 95 tackles, five INTs and two fumbles returned for TD while rushing for 668 yards and 19 TDs and totaling 303 receiving yards with four TDs

## JOSH JONES' NFL REGULAR SEASON DEFENSIVE STATISTICS

DATE	TEAM	GP	GS	TACKLES							INTERCEPTIONS					O. FUMB			ST				MISC				
				TK	S	A	TFL	YDS	SK	YDS	QBH	NO	YDS	LG	TD	PD	FF	FR	YDS	TK	S	A	FF	FR	S	A	
2017	Packers	16	7	67	56	11	5	15	2.0	14.0	2	1	0	0	0	5	0	0	0	4	4	0	0	0	0	0	
2018	Packers	13	5	51	36	15	2	9	1.0	8.0	1	0	0	0	0	2	0	0	0	4	4	0	0	0	0		
2019	Packers	0	0	0	0	0	0	0	0.0	0.0	0	0	0	0	0	0	0	0	0	0	0	0	0	0	0		
Went from Green Bay to Dallas.																											
2019	Cowboys	6	0	1	1	0	0	0	0.0	0.0	0	0	0	0	0	0	0	0	0	1	1	0	0	0	0	0	
2019	TOTAL	6	0	1	1	0	0	0	0.0	0.0	0	0	0	0	0	0	0	0	0	1	1	0	0	0	0	0	
2020	Jaguars	13	13	83	59	24	0	0	0.0	0.0	0	1	0	0	0	1	0	0	0	0	0	0	0	0	0	0	
<b>NFL TOTALS</b>		<b>48</b>	<b>25</b>	<b>202</b>	<b>152</b>	<b>50</b>	<b>7</b>	<b>24</b>	<b>3.0</b>	<b>22.0</b>	<b>3</b>	<b>2</b>	<b>0</b>	<b>0</b>	<b>0</b>	<b>8</b>	<b>0</b>	<b>0</b>	<b>0</b>	<b>9</b>	<b>9</b>	<b>0</b>	<b>0</b>	<b>0</b>	<b>0</b>	<b>0</b>	

### SINGLE-GAME HIGHS: DEFENSIVE

**Total Tackles** 12 vs. Indianapolis Colts, Sep 13, 2020  
 12 at New York Jets, Dec 23, 2018  
 ...1 more at 12.

**Sacks** 2.0 vs. Cincinnati Bengals, Sep 24, 2017  
 1.0 vs. Arizona Cardinals, Dec 02, 2018

**Passes Defensed** 3 at Cleveland Browns, Dec 10, 2017  
 1 at Baltimore Ravens, Dec 20, 2020  
 ...4 more at 1.

**Tackles For Loss** 3 vs. Cincinnati Bengals, Sep 24, 2017  
 1 at Chicago Bears, Dec 16, 2018  
 ...3 more at 1.

**Interceptions** 1 at Baltimore Ravens, Dec 20, 2020  
 1 at Cleveland Browns, Dec 10, 2017

**Special Teams Tackles** 2 at Los Angeles Rams, Oct 28, 2018  
 2 at Pittsburgh Steelers, Nov 26, 2017



**2020 GAME-BY-GAME REGULAR-SEASON STATISTICS (JAGUARS)**

DATE	OPPONENT	P/S	TACKLES								INTERCEPTIONS					O. FUMB			ST					MISC		SCORE	
			TK	S	A	SK	YDS	TFL	YDS	QBH	NO	YDS	LG	TD	PD	FF	FR	YDS	TK	S	A	FF	FR	S	A		W/L
09/13	Colts	S	12	6	6	0.0	0.0	0	0	0	0	0	0	0	0	0	0	0	0	0	0	0	0	0	0	W	27-20
09/20	at Titans	S	5	3	2	0.0	0.0	0	0	0	0	0	0	0	0	0	0	0	0	0	0	0	0	0	0	L	30-33
09/24	Dolphins	S	8	7	1	0.0	0.0	0	0	0	0	0	0	0	0	0	0	0	0	0	0	0	0	0	0	L	13-31
10/04	at Bengals	S	11	7	4	0.0	0.0	0	0	0	0	0	0	0	0	0	0	0	0	0	0	0	0	0	0	L	25-33
10/11	at Texans	S	2	2	0	0.0	0.0	0	0	0	0	0	0	0	0	0	0	0	0	0	0	0	0	0	0	L	14-30
10/18	Lions	S	10	8	2	0.0	0.0	0	0	0	0	0	0	0	0	0	0	0	0	0	0	0	0	0	0	L	16-34
10/25	at Chargers	S	8	6	2	0.0	0.0	0	0	0	0	0	0	0	0	0	0	0	0	0	0	0	0	0	0	L	29-39
11/08	Texans	S	5	3	2	0.0	0.0	0	0	0	0	0	0	0	0	0	0	0	0	0	0	0	0	0	0	L	25-27
11/15	at Packers																									L	20-24
11/22	Steelers																									L	3-27
11/29	Browns																									L	25-27
12/06	at Vikings	S	10	7	3	0.0	0.0	0	0	0	0	0	0	0	0	0	0	0	0	0	0	0	0	0	0	L	24-27+
12/13	Titans	S	3	1	2	0.0	0.0	0	0	0	0	0	0	0	0	0	0	0	0	0	0	0	0	0	0	L	10-31
12/20	at Ravens	S	2	2	0	0.0	0.0	0	0	0	1	0	0	0	1	0	0	0	0	0	0	0	0	0	0	L	14-40
12/27	Bears	S	6	6	0	0.0	0.0	0	0	0	0	0	0	0	0	0	0	0	0	0	0	0	0	0	0	L	17-41
01/03	at Colts	S	1	1	0	0.0	0.0	0	0	0	0	0	0	0	0	0	0	0	0	0	0	0	0	0	0	L	14-28
<b>2020 TOTALS</b>		<b>13-13</b>	<b>83</b>	<b>59</b>	<b>24</b>	<b>0.0</b>	<b>0.0</b>	<b>0</b>	<b>0</b>	<b>0</b>	<b>1</b>	<b>0</b>	<b>0</b>	<b>0</b>	<b>1</b>	<b>0</b>	<b>0</b>	<b>0</b>	<b>0</b>	<b>0</b>	<b>0</b>	<b>0</b>	<b>0</b>	<b>0</b>	<b>0</b>	<b>1-15</b>	

+ - Overtime







# TEVIN JONES | 7



**POSITION:** WIDE RECEIVER  
**HT:** 6-2 | **WT:** 225 | **DOB:** 12-26-1992  
**COLLEGE:** MEMPHIS  
**HOMETOWN:** AMORY, MISS.  
**ACQ:** FA-'21  
**EXP:** 2nd YEAR

## KEY TRANSACTIONS

- Originally signed by Houston as an undrafted free agent on 5/6/16
- Signed by Pittsburgh as a free agent on 12/31/18
- Signed with Dallas as a free agent on 12/30/19
- Signed by Jacksonville as a free agent on 7/30/21

## PRO

### 2019 (Steelers/Cowboys)

- **11/14 at CLE:** Made his NFL debut and caught two passes for 24 yards
- **12/1 vs CLE:** Had his first career touchdown on a 28-yard reception

### 2018 (Steelers)

- Spent the season on the practice squad

### 2016 (Texans)

- Signed with Houston as rookie free agent and spent a part of the season on the practice squad

## COLLEGE

- Appeared in 51 games for Memphis, hauling in 90 passes for 1,215 yards and nine touchdowns. On special teams, recorded five tackles, one punt return for a touchdown (2012) and two blocked punts during his career
- Played in all 13 games as a senior, catching 22 passes for 316 yards and four scores with nine runs for 45 yards
- Ranked third on the team in both receptions (33) and receiving yards (442) in his junior season when the Tigers captured the program's first conference championship since 1971
- As a redshirt freshman, caught 10 passes for 165 yards and a touchdown and rushed 10 times for 32 yards and a score in 12 games

## PERSONAL

- Attended Clear Creek High School in League City, Texas, where he was named all-area and all-region.
- Hauled in 34 catches for 610 yards and six touchdowns as a senior to help his team post a 9-3 record.
- Also lettered in track and posted a 4.2 GPA.

### REGULAR SEASON COMPARISON: RECEIVING - CLEVELAND BROWNS

DATE	OPP	W/L	GP/GS	REC	YDS.	AVG.	TD	LG	TGTS	YAC
11/14/19	PIT @ CLV	L	P	2	24	12.0	0	16	4	0
12/1/19	PIT vs. CLV	W	P	1	28	28.0	0	28	1	1
<b>TOTALS</b>		<b>1/1</b>	<b>2/0</b>	<b>3</b>	<b>52</b>	<b>17.3</b>	<b>0</b>	<b>28</b>	<b>5</b>	<b>1</b>

### TEVIN JONES' NFL POSTSEASON RUSHING/RECEIVING STATISTICS

DATE	TEAM	RECEIVING							RUSHING				
		GP	GS	NO.	YDS.	AVG.	LG	TD	NO.	YDS.	AVG.	LG	TD
2016	Texans	0	0	0	0	0.0	0	0	0	0	0.0	0	0
<b>NFL TOTALS</b>		<b>0</b>	<b>0</b>	<b>0</b>	<b>0</b>	<b>0.0</b>	<b>0</b>	<b>0</b>	<b>0</b>	<b>0</b>	<b>0.0</b>	<b>0</b>	<b>0</b>

### TEVIN JONES' NFL REGULAR SEASON RETURN STATISTICS

DATE	TEAM	KICKOFF RETURNS					PUNT RETURNS					
		RET.	YDS.	AVG.	LG	TD	NO.	FC	YDS.	AVG.	LG	TD
2016	Texans	0	0	0.0	0	0	0	0	0	0.0	0	0
2018	Steelers	0	0	0.0	0	0	0	0	0	0.0	0	0
2019	Steelers	0	0	0.0	0	0	0	0	0	0.0	0	0
Went from Pittsburgh to Dallas.												
2019	Cowboys	0	0	0.0	0	0	0	0	0	0.0	0	0
2019	<b>TOTAL</b>	<b>0</b>	<b>0</b>	<b>0.0</b>	<b>0</b>	<b>0</b>	<b>0</b>	<b>0</b>	<b>0</b>	<b>0.0</b>	<b>0</b>	<b>0</b>
2020	Cowboys	0	0	0.0	0	0	0	0	0	0.0	0	0
<b>NFL TOTALS</b>		<b>0</b>	<b>0</b>	<b>0.0</b>	<b>0</b>	<b>0</b>	<b>0</b>	<b>0</b>	<b>0</b>	<b>0.0</b>	<b>0</b>	<b>0</b>

### TEVIN JONES' NFL POSTSEASON RETURN STATISTICS

DATE	TEAM	KICKOFF RETURNS					PUNT RETURNS					
		RET.	YDS.	AVG.	LG	TD	NO.	FC	YDS.	AVG.	LG	TD
2016	Texans	0	0	0.0	0	0	0	0	0	0.0	0	0
<b>NFL TOTALS</b>		<b>0</b>	<b>0</b>	<b>0.0</b>	<b>0</b>	<b>0</b>	<b>0</b>	<b>0</b>	<b>0</b>	<b>0.0</b>	<b>0</b>	<b>0</b>



**SINGLE-GAME HIGHS: RECEIVING**

<b>Receptions</b>	2 at Cleveland Browns, Nov 14, 2019 1 vs. Cleveland Browns, Dec 01, 2019 ...1 more at 1.	<b>All-Purpose Yards</b>	28 vs. Cleveland Browns, Dec 01, 2019 24 at Cleveland Browns, Nov 14, 2019
<b>Receiving Yards</b>	28 vs. Cleveland Browns, Dec 01, 2019 24 at Cleveland Browns, Nov 14, 2019	<b>Miscellaneous Tackles</b>	1 at Cleveland Browns, Nov 14, 2019
<b>Longest Receptions</b>	28 vs. Cleveland Browns, Dec 01, 2019 16 at Cleveland Browns, Nov 14, 2019		

**2019 GAME-BY-GAME REGULAR-SEASON STATISTICS (STEELERS/COWBOYS)**

DATE	OPPONENT	P/S	RECEIVING					RUSHING					W/L	SCORE	
			NO.	YDS.	AVG.	LG	TD	NO.	YDS.	AVG.	LG	TD			
09/08	at Patriots													L	3-33
09/15	Seahawks													L	26-28
09/22	at 49ers													L	20-24
09/30	Bengals													W	27-3
10/06	Ravens													L	23-26+
10/13	at Chargers													W	24-17
10/28	Dolphins													W	27-14
11/03	Colts													W	26-24
11/10	Rams													W	17-12
11/14	at Browns	P	2	24	12.0	16	0	0	0	0.0	0	0	0	L	7-21
11/24	at Bengals	P	1	9	9.0	9	0	0	0	0.0	0	0	0	W	16-10
12/01	Browns	P	1	28	28.0	28	0	0	0	0.0	0	0	0	W	20-13
12/08	at Cardinals	P	0	0	0.0	0	0	0	0	0.0	0	0	0	W	23-17
12/15	Bills	P	0	0	0.0	0	0	0	0	0.0	0	0	0	L	10-17
Went from <b>Steelers</b> to <b>Cowboys</b> .															
12/29	Washington													W	47-16
<b>2019 TOTALS</b>			<b>5-0</b>	<b>4</b>	<b>61</b>	<b>15.3</b>	<b>28</b>	<b>0</b>	<b>0</b>	<b>0</b>	<b>0.0</b>	<b>0</b>	<b>0</b>	<b>0</b>	<b>9-6</b>

+ - Overtime

**2018 GAME-BY-GAME REGULAR-SEASON STATISTICS (STEELERS)**

DATE	OPPONENT	P/S	RECEIVING					RUSHING					W/L	SCORE	
			NO.	YDS.	AVG.	LG	TD	NO.	YDS.	AVG.	LG	TD			
09/16	Chiefs													L	37-42
09/24	at Buccaneers													W	30-27
09/30	Ravens													L	14-26
10/07	Falcons													W	41-17
10/14	at Bengals													W	28-21
10/28	Browns													W	33-18
11/04	at Ravens													W	23-16
11/08	Panthers													W	52-21
11/18	at Jaguars													W	20-16
11/25	at Broncos													L	17-24
12/02	Chargers													L	30-33
12/09	at Raiders													L	21-24
12/16	Patriots													W	17-10
12/23	at Saints													L	28-31
12/30	Bengals													W	16-13
<b>2018 TOTALS</b>			<b>0-0</b>	<b>0</b>	<b>0</b>	<b>0.0</b>	<b>0</b>	<b>0</b>	<b>0</b>	<b>0</b>	<b>0.0</b>	<b>0</b>	<b>0</b>	<b>0</b>	<b>9-6</b>



**2016 GAME-BY-GAME REGULAR-SEASON STATISTICS (TEXANS)**

DATE	OPPONENT	P/S	RECEIVING					RUSHING					W/L	SCORE
			NO.	YDS.	AVG.	LG	TD	NO.	YDS.	AVG.	LG	TD		
09/11	Bears												W	23-14
09/18	Chiefs												W	19-12
09/22	at Patriots												L	0-27
10/02	Titans												W	27-20
10/09	at Vikings												L	13-31
10/16	Colts												W	26-23+
10/24	at Broncos												L	9-27
10/30	Lions												W	20-13
11/13	at Jaguars												W	24-21
11/21	at Raiders												L	20-27
11/27	Chargers												L	13-21
12/04	at Packers												L	13-21
12/11	at Colts												W	22-17
12/18	Jaguars												W	21-20
12/24	Bengals												W	12-10
01/01	at Titans												L	17-24
<b>2016 TOTALS</b>		<b>0-0</b>	<b>0</b>	<b>0</b>	<b>0.0</b>	<b>0</b>	<b>0</b>	<b>0</b>	<b>0</b>	<b>0</b>	<b>0.0</b>	<b>0</b>	<b>0</b>	<b>9-7</b>

+ - Overtime





# SIDNEY JONES IV | 21



**POSITION:** CORNERBACK  
**HT:** 6-0 | **WT:** 180 | **DOB:** 5-20-1992  
**COLLEGE:** WASHINGTON  
**HOMETOWN:** WEST COVINA, CALIF.  
**ACQ:** PS (JAX)-'20  
**EXP:** 5th YEAR

@SidneyJonesIV  
 @sidneyjonesiv

## KEY TRANSACTIONS

- Originally drafted by Philadelphia in the second round (43rd overall) of the 2017 draft
- Signed by Jacksonville to the practice squad on 9/8/20
- Promoted to the 53-man roster on 9/14/20

## PRO

### 2020 (Jaguars)

- Appeared in nine games, starting six, before being placed on injured reserve on Dec. 26 with an achilles injury... Season totals include 25 tackles (20 solo), nine passes defended, two INTs and one forced fumble
- 10/11 at HOU:** Started at cornerback and made three tackles and a career-high four passes defended, including his first INT as a member of the Jaguars... His four passes defended were the most by a Jaguars player in a single game over the last three seasons... First Jaguars player since former CB A.J. Bouye (Dec. 10, 2017) to post at least four passes defended and an INT in a single game

### 2019 (Eagles)

- Finished the season with 25 tackles (23) solo, including one tackle for loss... Added career highs with 10 passes defended and two INTs

### 2018 (Eagles)

- Tallied a career-high 36 tackles (27 solo) and three passes defended

### 2017 (Eagles)

- Activated from the Non-Football Injury list in Week 17 and recorded three tackles against Dallas

## COLLEGE

- In 2016, was named Second-Team All-America by Sports Illustrated and Football Writers, while garnering First-Team All-Pac-12 honors
- Started all 13 games in 2015 and finished the year as the Pac-12 leader in passes defended (14)... Scored three defensive TDs as a junior (two INT returns and one fumble return)

## PERSONAL

- Attended West Covina (California) High School, where he was named Hacienda League Defensive Player of the Year and earned First Team All-CIF Southern Section Southeast Division honors at defensive back as a senior in 2013
- Played cornerback, free safety, running back and wide receiver while also returning kicks and punts for the Bulldogs

### SIDNEY JONES IV'S NFL REGULAR SEASON DEFENSIVE STATISTICS

DATE	TEAM	GP	TACKLES										INTERCEPTIONS					O. FUMB			ST				MISC	
			GS	TK	S	A	TFL	YDS	SK	YDS	QBH	NO	YDS	LG	TD	PD	FF	FR	YDS	TK	S	A	FF	FR	S	A
2017	Eagles	1	0	2	2	0	0	0	0.0	0.0	0	0	0	0	0	0	0	0	0	0	0	0	0	0	0	0
2018	Eagles	9	4	25	21	4	2	7	0.0	0.0	0	0	0	0	0	2	0	0	0	0	0	0	0	0	0	0
2019	Eagles	12	4	21	18	3	1	0	0.0	0.0	0	2	4	3	0	8	0	0	0	2	1	1	0	0	0	0
2020	Jaguars	9	6	25	20	5	0	0	0.0	0.0	0	2	1	1	0	9	1	0	0	1	1	0	0	0	0	0
<b>NFL TOTALS</b>		<b>31</b>	<b>14</b>	<b>73</b>	<b>61</b>	<b>12</b>	<b>3</b>	<b>7</b>	<b>0.0</b>	<b>0.0</b>	<b>0</b>	<b>4</b>	<b>5</b>	<b>3</b>	<b>0</b>	<b>19</b>	<b>1</b>	<b>0</b>	<b>0</b>	<b>3</b>	<b>2</b>	<b>1</b>	<b>0</b>	<b>0</b>	<b>0</b>	<b>0</b>

### SIDNEY JONES IV'S NFL POSTSEASON DEFENSIVE STATISTICS

DATE	TEAM	GP	TACKLES										INTERCEPTIONS					O. FUMB			ST				MISC	
			GS	TK	S	A	TFL	YDS	SK	YDS	QBH	NO	YDS	LG	TD	PD	FF	FR	YDS	TK	S	A	FF	FR	S	A
2017	Eagles	0	0	0	0	0	0	0	0.0	0.0	0	0	0	0	0	0	0	0	0	0	0	0	0	0	0	0
2018	Eagles	0	0	0	0	0	0	0	0.0	0.0	0	0	0	0	0	0	0	0	0	0	0	0	0	0	0	0
2019	Eagles	1	0	0	0	0	0	0	0.0	0.0	0	0	0	0	0	0	0	0	0	0	0	0	0	0	0	0
<b>NFL TOTALS</b>		<b>1</b>	<b>0</b>	<b>0</b>	<b>0</b>	<b>0</b>	<b>0</b>	<b>0</b>	<b>0.0</b>	<b>0.0</b>	<b>0</b>	<b>0</b>	<b>0</b>	<b>0</b>	<b>0</b>	<b>0</b>	<b>0</b>	<b>0</b>	<b>0</b>	<b>0</b>	<b>0</b>	<b>0</b>	<b>0</b>	<b>0</b>	<b>0</b>	<b>0</b>



**SINGLE-GAME HIGHS: DEFENSIVE**

**Total Tackles** 9 at Green Bay Packers, Nov 15, 2020  
7 vs. Minnesota Vikings, Oct 07, 2018

**Passes Defensed** 4 at Houston Texans, Oct 11, 2020  
3 at New York Giants, Dec 29, 2019

**Forced Fumbles** 1 at Green Bay Packers, Nov 15, 2020

**Tackles For Loss** 1 vs. Detroit Lions, Sep 22, 2019  
1 vs. Minnesota Vikings, Oct 07, 2018  
...1 more at 1.

**Interceptions** 1 at Green Bay Packers, Nov 15, 2020  
1 at Houston Texans, Oct 11, 2020  
...2 more at 1.

**Interception Return Yards** 3 at New York Giants, Dec 29, 2019  
1 at Green Bay Packers, Nov 15, 2020  
...1 more at 1.

**Special Teams Tackles** 2 at New York Giants, Dec 29, 2019  
1 vs. Miami Dolphins, Sep 24, 2020

**2020 GAME-BY-GAME REGULAR-SEASON STATISTICS (JAGUARS)**

DATE	OPPONENT	P/S	TACKLES							INTERCEPTIONS					O. FUMB			ST				MISC		W/L	SCORE			
			TK	S	A	SK	YDS	TFL	YDS	QBH	NO	YDS	LG	TD	PD	FF	FR	YDS	TK	S	A	FF	FR			S	A	
09/13	Colts		DID NOT PLAY																							W	27-20	
09/20	at Titans	P	0	0	0	0.0	0.0	0	0	0	0	0	0	0	0	0	0	0	0	0	0	0	0	0	0	0	L	30-33
09/24	Dolphins	P	0	0	0	0.0	0.0	0	0	0	0	0	0	0	0	0	0	0	1	1	0	0	0	0	0	0	L	13-31
10/04	at Bengals	P	0	0	0	0.0	0.0	0	0	0	0	0	0	0	1	0	0	0	0	0	0	0	0	0	0	0	L	25-33
10/11	at Texans	S	3	3	0	0.0	0.0	0	0	0	0	1	0	0	0	4	0	0	0	0	0	0	0	0	0	0	L	14-30
10/18	Lions	S	5	4	1	0.0	0.0	0	0	0	0	0	0	0	0	1	0	0	0	0	0	0	0	0	0	0	L	16-34
10/25	at Chargers	S	1	1	0	0.0	0.0	0	0	0	0	0	0	0	0	0	0	0	0	0	0	0	0	0	0	0	L	29-39
11/08	Texans	S	4	4	0	0.0	0.0	0	0	0	0	0	0	0	0	1	0	0	0	0	0	0	0	0	0	0	L	25-27
11/15	at Packers	S	9	6	3	0.0	0.0	0	0	0	0	1	1	1	0	2	1	0	0	0	0	0	0	0	0	0	L	20-24
11/22	Steelers		ON INACTIVE LIST																							L	3-27	
11/29	Browns		INACTIVE																							L	25-27	
12/06	at Vikings		INACTIVE																							L	24-27+	
12/13	Titans	S	3	2	1	0.0	0.0	0	0	0	0	0	0	0	0	0	0	0	0	0	0	0	0	0	0	L	10-31	
12/20	at Ravens		ON INACTIVE LIST																							L	14-40	
12/27	Bears		DID NOT PLAY																							L	17-41	
01/03	at Colts		NOT ON ROSTER																							L	14-28	
<b>2020 TOTALS</b>		<b>9-6</b>	<b>25</b>	<b>20</b>	<b>5</b>	<b>0.0</b>	<b>0.0</b>	<b>0</b>	<b>0</b>	<b>0</b>	<b>2</b>	<b>1</b>	<b>1</b>	<b>0</b>	<b>9</b>	<b>1</b>	<b>0</b>	<b>0</b>	<b>1</b>	<b>1</b>	<b>0</b>	<b>0</b>	<b>0</b>	<b>0</b>	<b>0</b>	<b>0</b>	<b>1-15</b>	

+ - Overtime





# MARVIN JONES JR. | 11



**POSITION:** WIDE RECEIVER  
**HT:** 6-2 | **WT:** 199 | **DOB:** 3-12-1990  
**COLLEGE:** CALIFORNIA  
**HOMETOWN:** LONG BEACH, CALIF.  
**ACQ:** UFA (DET)-'21  
**EXP:** 10th YEAR

 @MarvinJonesJr  
 @marvinjonesjr

## KEY TRANSACTIONS

- Originally drafted by Cincinnati in the fifth round (166th overall) of the 2012 draft
- Signed by Detroit as an unrestricted free agent on 3/16/16
- Signed with Jacksonville as an unrestricted free agent on 3/17/21

## PRO

### 2020 (Lions)

- Recorded three 100-yard performances, tying his single-season career high... Appeared in 16 games (all starts) and finished with 76 receptions for 978 yards (12.9 avg.) and nine touchdowns
- **11/15 at WAS:** Recorded eight receptions for 96 yards (12.0 avg.) and one touchdown
- **12/6 at CHI:** Produced the 10th 100-yard game of his career with eight receptions for 116 yards (14.5 avg.) and a touchdown
- **1/3/21 vs. MIN:** Registered eight receptions for 180 yards (22.5 avg.) and two touchdowns

### 2019 (Lions)

- Finished the season with 62 receptions for 779 yards and nine touchdowns, tying for fourth in the NFL for receiving touchdowns, despite being placed on IR in Week 15
- **9/22 at PHI:** Totaled six receptions for 101 yards (16.8 avg.), including the game-winning receiving touchdown
- **10/20 vs. MIN:** Set a career-high with 10 receptions for 93 yards (9.3 avg.) and tied a career high and franchise high with four receiving touchdowns, including three in the first half. It marked his second career game with four receiving touchdowns, joining Jerry Rice and Sterling Sharpe as the only players in NFL history with multiple four receiving touchdown games since 1950

### 2018 (Lions)

- Totaled 62 catches, 779 yards and nine touchdowns
- **10/28 vs. SEA:** Recorded seven receptions for 117 yards (16.7 avg.) and two touchdowns

### 2017 (Lions)

- Finished the year with 61 receptions, a career-high 1,101 yards and nine touchdowns
- **10/15 at NO:** Hauled in six receptions for 96 yards and one touchdown
- **10/ 29 vs. PIT:** Recorded 128 yards on six receptions and surpassed 3,000 career yards

### 2016 (Lions)

- In his first season with Detroit, totaled 930 receiving yards on 55 receptions
- **9/18 vs. TEN:** Recorded his second-career 100-yard receiving game by catching eight balls for 118 yards
- **9/ 25 GB:** His 205 receiving yards set a new career single-game high, including a career long 73-yard TD reception

### 2015 (Bengals)

- Rebounded from his season-ending injury in 2014 to start 13 of 16 games in his final season in Cincinnati
- Finished the season with career highs in receptions (65) and receiving yards (816) and also tallied four touchdowns

### 2014 (Bengals)

- Missed the first three games of the regular season with a foot injury
- Injured his ankle upon returning to practice in late September and was placed on Reserve/Injured for the remainder of the season

### 2013 (Bengals)

- Played in all 16 games (three starts) for the first time in his career, hauling in 51 receptions for 712 yards and a career-high 10 touchdowns
- **10/27 vs. NYJ:** Set a franchise record by racking up four touchdowns to go along with eight receptions for 122 yards

### 2012 (Bengals)

- As a rookie, appeared in 11 games with five starts and totaled 18 receptions for 201 yards and one touchdown
- Moved into a starting role during the season's final stretch, catching 10 passes for 110 yards over the final two games
- **12/30 vs. BAL:** Scored his first-career touchdown on an 11-yard pass from QB Andy Dalton

## COLLEGE

- Played four seasons (2008-11) at California, seeing action in 43 games and had all 38 of his starts in his last three seasons
- His 156 career receptions tied for seventh in school history, his 2,270 yards ranked sixth and his 13 receiving touchdowns tied for eighth

## PERSONAL

- This offseason, commemorated Juneteenth by performing Lift Ev'ry Voice and Sing at the historic Ritz Theatre in Jacksonville
- He began singing in his church choir at the age of three, and as he grew older, he was offered an opportunity to receive his own music deal
- Auditioned on American Idol in 2017
- He and his wife, Jasymin, have five children together: Marvin III, Mareon, Murrell, Mya and Marlo
- Majored in African American Studies at California



### MARVIN JONES JR.'S NFL REGULAR SEASON RUSHING/RECEIVING STATISTICS

DATE	TEAM	GP	GS	RECEIVING					RUSHING				
				NO.	YDS.	AVG.	LG	TD	NO.	YDS.	AVG.	LG	TD
2012	Bengals	11	5	18	201	11.2	23	1	3	47	15.7	37	0
2013	Bengals	16	3	51	712	14.0	45	10	8	65	8.1	34	0
2014	Bengals	0	0	0	0	0.0	0	0	0	0	0.0	0	0
2015	Bengals	16	13	65	816	12.6	47	4	5	33	6.6	30	0
2016	Lions	15	15	55	930	16.9	73t	4	1	3	3.0	3	0
2017	Lions	16	16	61	1,101	18.0	58	9	0	0	0.0	0	0
2018	Lions	9	9	35	508	14.5	39t	5	0	0	0.0	0	0
2019	Lions	13	11	62	779	12.6	47	9	2	0	0.0	4	0
2020	Lions	16	16	76	978	12.9	43t	9	0	0	0.0	0	0
<b>NFL TOTALS</b>		<b>112</b>	<b>88</b>	<b>423</b>	<b>6,025</b>	<b>14.2</b>	<b>73T</b>	<b>51</b>	<b>19</b>	<b>148</b>	<b>7.8</b>	<b>37</b>	<b>0</b>

### MARVIN JONES JR.'S NFL POSTSEASON RUSHING/RECEIVING STATISTICS

DATE	TEAM	GP	GS	RECEIVING					RUSHING				
				NO.	YDS.	AVG.	LG	TD	NO.	YDS.	AVG.	LG	TD
2012	Bengals	1	1	3	34	11.3	15	0	0	0	0.0	0	0
2013	Bengals	1	0	8	130	16.3	49	0	0	0	0.0	0	0
2015	Bengals	1	1	4	32	8.0	13	0	0	0	0.0	0	0
2016	Lions	1	1	4	81	20.3	30	0	0	0	0.0	0	0
<b>NFL TOTALS</b>		<b>4</b>	<b>3</b>	<b>19</b>	<b>277</b>	<b>14.6</b>	<b>49</b>	<b>0</b>	<b>0</b>	<b>0</b>	<b>0.0</b>	<b>0</b>	<b>0</b>

### MARVIN JONES JR.'S NFL REGULAR SEASON RETURN STATISTICS

DATE	TEAM	KICKOFF RETURNS					PUNT RETURNS					
		RET.	YDS.	AVG.	LG	TD	NO.	FC	YDS.	AVG.	LG	TD
2012	Bengals	0	0	0.0	0	0	0	0	0	0.0	0	0
2013	Bengals	0	0	0.0	0	0	0	0	0	0.0	0	0
2014	Bengals	0	0	0.0	0	0	0	0	0	0.0	0	0
2015	Bengals	0	0	0.0	0	0	0	0	0	0.0	0	0
2016	Lions	0	0	0.0	0	0	0	0	0	0.0	0	0
2017	Lions	0	0	0.0	0	0	0	0	0	0.0	0	0
2018	Lions	0	0	0.0	0	0	0	0	0	0.0	0	0
2019	Lions	0	0	0.0	0	0	0	0	0	0.0	0	0
2020	Lions	0	0	0.0	0	0	0	0	0	0.0	0	0
<b>NFL TOTALS</b>		<b>0</b>	<b>0</b>	<b>0.0</b>	<b>0</b>	<b>0</b>	<b>0</b>	<b>0</b>	<b>0</b>	<b>0.0</b>	<b>0</b>	<b>0</b>

### MARVIN JONES JR.'S NFL POSTSEASON RETURN STATISTICS

DATE	TEAM	KICKOFF RETURNS					PUNT RETURNS					
		RET.	YDS.	AVG.	LG	TD	NO.	FC	YDS.	AVG.	LG	TD
2012	Bengals	0	0	0.0	0	0	0	0	0	0.0	0	0
2013	Bengals	0	0	0.0	0	0	0	0	0	0.0	0	0
2015	Bengals	0	0	0.0	0	0	0	0	0	0.0	0	0
2016	Lions	0	0	0.0	0	0	0	0	0	0.0	0	0
<b>NFL TOTALS</b>		<b>0</b>	<b>0</b>	<b>0.0</b>	<b>0</b>	<b>0</b>	<b>0</b>	<b>0</b>	<b>0</b>	<b>0.0</b>	<b>0</b>	<b>0</b>

### SINGLE-GAME HIGHS: RUSHING/RECEIVING

**Rush Attempts** 2 vs. Minnesota Vikings, Dec 22, 2013  
1 vs. Dallas Cowboys, Nov 17, 2019  
...16 more at 1.

**Rushing Yards** 37 vs. Dallas Cowboys, Dec 09, 2012  
34 at Buffalo Bills, Oct 13, 2013

**Longest Runs** 37 vs. Dallas Cowboys, Dec 09, 2012  
34 at Buffalo Bills, Oct 13, 2013

**Receptions** 10 at Tennessee Titans, Dec 20, 2020  
10 vs. Minnesota Vikings, Oct 20, 2019

**Receiving Yards** 205 at Green Bay Packers, Sep 25, 2016  
180 vs. Minnesota Vikings, Jan 03, 2021

**Longest Receptions** 73t at Green Bay Packers, Sep 25, 2016  
58 vs. Chicago Bears, Dec 16, 2017

**Receiving TDs** 4 vs. Minnesota Vikings, Oct 20, 2019  
4 vs. New York Jets, Oct 27, 2013

**All-Purpose Yards** 205 at Green Bay Packers, Sep 25, 2016  
180 vs. Minnesota Vikings, Jan 03, 2021

**Special Teams Tackles** 2 vs. New England Patriots, Oct 06, 2013  
1 at Buffalo Bills, Oct 13, 2013  
...1 more at 1.

**Miscellaneous Tackles** 1 vs. Minnesota Vikings, Jan 03, 2021  
1 at Washington, Nov 24, 2019  
...9 more at 1.

**Most TDs** 4 vs. Minnesota Vikings, Oct 20, 2019  
4 vs. New York Jets, Oct 27, 2013



**SINGLE-GAME HIGHS - POSTSEASON: RECEIVING**

**Receptions** 8 vs. Los Angeles Chargers, Jan 05, 2014  
 4 at Seattle Seahawks, Jan 07, 2017  
 ...1 more at 4.

**Receiving Yards** 130 vs. Los Angeles Chargers, Jan 05, 2014  
 81 at Seattle Seahawks, Jan 07, 2017

**Longest Receptions** 49 vs. Los Angeles Chargers, Jan 05, 2014  
 30 at Seattle Seahawks, Jan 07, 2017

**All-Purpose Yards** 130 vs. Los Angeles Chargers, Jan 05, 2014  
 81 at Seattle Seahawks, Jan 07, 2017

**Miscellaneous Tackles** 1 vs. Los Angeles Chargers, Jan 05, 2014

**100-YARD RECEIVING GAMES (12): REGULAR SEASON**

DATE	TEAM	NO.	YDS.	AVG.	LG	TD
10/27/13	JETS	8	122	15.3	45	4
09/18/16	TITANS	8	118	14.8	47	0
09/25/16	at Packers	6	205	34.2	73t	2
10/29/17	STEELERS	6	128	21.3	43	0
11/06/17	at Packers	7	107	15.3	25t	2
11/23/17	VIKINGS	6	109	18.2	43t	2
10/28/18	SEAHAWKS	7	117	16.7	39t	2
09/22/19	at Eagles	6	101	16.8	27	1
11/03/19	at Raiders	8	126	15.8	47	1
12/06/20	at Bears	8	116	14.5	25t	1
12/20/20	at Titans	10	112	11.2	39	1
01/03/21	VIKINGS	8	180	22.5	43t	2

**100-YARD RECEIVING GAMES (1): POSTSEASON**

DATE	TEAM	NO.	YDS.	AVG.	LG	TD
01/05/14	CHARGERS	8	130	16.3	49	0

**2020 GAME-BY-GAME REGULAR-SEASON STATISTICS (LIONS)**

DATE	OPPONENT	P/S	RECEIVING					RUSHING					W/L	SCORE	
			NO.	YDS.	AVG.	LG	TD	NO.	YDS.	AVG.	LG	TD			
09/13	Bears	S	4	55	13.8	21	0	0	0	0.0	0	0	L	23-27	
09/20	at Packers	S	4	23	5.8	8	1	0	0	0.0	0	0	L	21-42	
09/27	at Cardinals	S	3	51	17.0	20	0	0	0	0.0	0	0	W	26-23	
10/04	Saints	S	1	9	9.0	9	0	0	0	0.0	0	0	L	29-35	
10/18	at Jaguars	S	2	8	4.0	6	0	0	0	0.0	0	0	W	34-16	
10/25	at Falcons	S	5	80	16.0	23	0	0	0	0.0	0	0	W	23-22	
11/01	Colts	S	3	39	13.0	25t	2	0	0	0.0	0	0	L	21-41	
11/08	at Vikings	S	3	43	14.3	16	1	0	0	0.0	0	0	L	20-34	
11/15	Washington	S	8	96	12.0	27t	1	0	0	0.0	0	0	W	30-27	
11/22	at Panthers	S	4	51	12.8	21	0	0	0	0.0	0	0	L	0-20	
11/26	Texans	S	6	48	8.0	16	0	0	0	0.0	0	0	L	25-41	
12/06	at Bears	S	8	116	14.5	25t	1	0	0	0.0	0	0	W	34-30	
12/13	Packers	S	4	48	12.0	23	0	0	0	0.0	0	0	L	24-31	
12/20	at Titans	S	10	112	11.2	39	1	0	0	0.0	0	0	L	25-46	
12/26	Buccaneers	S	3	19	6.3	11	0	0	0	0.0	0	0	L	7-47	
01/03	Vikings	S	8	180	22.5	43t	2	0	0	0.0	0	0	L	35-37	
<b>2020 TOTALS</b>			<b>16-16</b>	<b>76</b>	<b>978</b>	<b>12.9</b>	<b>43T</b>	<b>9</b>	<b>0</b>	<b>0</b>	<b>0.0</b>	<b>0</b>	<b>0</b>	<b>5-11</b>	









# JOSH LAMBO | 4



**POSITION:** KICKER  
**HT:** 6-0 | **WT:** 210 | **DOB:** 11-19-1990  
**COLLEGE:** TEXAS A&M  
**HOMETOWN:** LANSING, MICH.  
**ACQ:** FA-'17  
**EXP:** 7th YEAR

 @JoshLambo

 @joshlambo4

## KEY TRANSACTIONS

- Originally signed by San Diego as an undrafted rookie on 5/12/15
- Signed with Jacksonville on 10/17/17

## PRO

### 2020 (Jaguars)

- Appeared in four games, connecting on all five field goal attempts, including a career-long and franchise record 59-yard field goal make in Week 9 vs. HOU... Placed on injured reserve (hip) on Sept. 23... Designated for return on Oct. 21... Activated to 53-man roster on Oct. 22... Placed on injured reserve on Nov. 9 with a hip injury... Named team captain as voted on by his teammates
- 11/8 vs. HOU:** Connected on both field goal attempts from 59 and 30 yards out before exiting the game early with a hip injury... His 59-yard field goal make was the longest of his career, and tied former K Josh Scobee's franchise record set on 10/3/10 against Indianapolis

### 2019 (Jaguars)

- Earned AP Second-Team All-Pro honors after making 19 of 20 PATs and 33 of 34 FGs attempted, including 4 of 4 from 50-plus yards... His 97.1 FG percentage was the highest in a single season in franchise history and led the NFL among kickers with at least five FG attempts... Set the franchise record for the most FGs in a single season with 33
- 9/29 at DEN:** Connected on all four of his FG attempts (25, 40, 34, 33), tying his career high, including a 33-yard game-winning FG as time expired
- 12/29 vs. IND:** Was 3 of 3 on FG attempts, including two from 50-plus yards, connecting on 20-, 53- and 56-yard FGs

### 2018 (Jaguars)

- Played in 13 games on the season, connecting on 19 of 21 FGs
- 10/28 vs. PHI:** Converted on FGs of 24, 33, 51 and a career-long 57 yards, marking the first time in his career converting two 50-plus yard FGs in the same game... Extended streak to 23 consecutive FGs made, topping previous record of 20 set by Ks Josh Scobee and Mike Hollis

### 2017 (Jaguars)

- Signed with the team prior to its Week 6 game at Indianapolis... Finished the season 19 of 20 on FGs (95 percent), including 12 of 12 at TIAA Bank Field
- 11/12 vs. LAC:** Converted a 34-yard FG with 3 seconds remaining in the fourth quarter to send the game to OT, before converting a game-winning 30-yard FG in the extra session

### 2016 (Chargers)

- Led the NFL with 67 touchbacks on kickoffs and made 26 of his final 32 field goal attempts... After two seasons with the team, ranked sixth in franchise annals with 52 career made FGs

### 2015 (Chargers)

- Led NFL rookies with 106 points, making 26 of 32 FGs (81.3 percent) and 28 of 32 PATs (87.5 percent)

## COLLEGE

- Converted 84 percent of FG tries (21 of 25) to become the most accurate kicker in school history
- Earned Second-Team All-SEC honors by the Associated Press in 2014
- As a senior, connected on 97 percent on all of his kicks, going 12 of 14 on FGs and 53 of 53 on PATs

## PERSONAL

- Originally attended Middleton (Wis.) High School, before attending Edison Academic Center in Brandeton, Fla. to focus on soccer
- Teamed up with Daily's Place for a weekly online concert series, Session 904, which was dedicated to supporting and showcasing up-and-coming musicians during COVID-19
- Partnered with the rescue organization, Fur Sisters, and paid half of the adoption fees and covered six months of dog food to encourage people to adopt dogs during COVID-19 pandemic despite uncertain financial situations
- Has built a lasting relationship with the North Florida School of Special Education in Jacksonville by visiting classrooms, taking teachers on shopping sprees and holding drives for school supplies that directly benefit the school
- At age 14, Lambo was one of the United States' top young goalkeeping prospects and was invited to train with the U.S. National Team
- At age 15, joined Everton FC of Europe's Premiere League as a trialist where he trained alongside former U.S. star Tim Howard
- In 2008, was the No. 8 overall pick in Major League Soccer's draft by FC Dallas



### JOSH LAMBO'S NFL REGULAR SEASON KICKING STATISTICS

DATE	TEAM	GP	FGM	FGA	PCT.	LG	XP	XPA	PCT.	BLK	PTS
2015	Chargers	16	26	32	81.3	54	28	32	87.5	0	106
2016	Chargers	16	26	32	81.3	47	42	46	91.3	1	120
2017	Jaguars	10	19	20	95.0	56	22	24	91.7	0	79
2018	Jaguars	13	19	21	90.5	57	19	20	95.0	0	76
2019	Jaguars	16	33	34	97.1	56	19	20	95.0	0	118
2020	Jaguars	4	5	5	100.0	59	8	10	80.0	0	23
<b>NFL TOTALS</b>		<b>75</b>	<b>128</b>	<b>144</b>	<b>88.9</b>	<b>59</b>	<b>138</b>	<b>152</b>	<b>90.8</b>	<b>1</b>	<b>522</b>

### JOSH LAMBO'S NFL POSTSEASON KICKING STATISTICS

DATE	TEAM	GP	FGM	FGA	PCT.	LG	XP	XPA	PCT.	BLK	PTS
2017	Jaguars	3	4	4	100.0	54	9	9	100.0	0	21
<b>NFL TOTALS</b>		<b>3</b>	<b>4</b>	<b>4</b>	<b>100.0</b>	<b>54</b>	<b>9</b>	<b>9</b>	<b>100.0</b>	<b>0</b>	<b>21</b>

### JOSH LAMBO'S NFL REGULAR SEASON FIELD-GOAL ACCURACY STATISTICS

DATE	TEAM	1-19	PCT.	20-29	PCT.	30-39	PCT.	40-49	PCT.	50+	PCT.
2015	Chargers	0-0	0.0	4-4	100.0	7-7	100.0	11-16	68.8	4-5	80.0
2016	Chargers	0-0	0.0	7-7	100.0	13-14	92.9	6-8	75.0	0-3	0.0
2017	Jaguars	0-0	0.0	2-2	100.0	11-11	100.0	4-5	80.0	2-2	100.0
2018	Jaguars	0-0	0.0	4-4	100.0	8-8	100.0	3-4	75.0	4-5	80.0
2019	Jaguars	0-0	0.0	12-12	100.0	9-9	100.0	8-9	88.9	4-4	100.0
2020	Jaguars	0-0	0.0	0-0	0.0	2-2	100.0	1-1	100.0	2-2	100.0
<b>NFL TOTALS</b>		<b>0-0</b>	<b>0.0</b>	<b>29-29</b>	<b>100.0</b>	<b>50-51</b>	<b>98.0</b>	<b>33-43</b>	<b>76.7</b>	<b>16-21</b>	<b>76.2</b>

### JOSH LAMBO'S NFL POSTSEASON FIELD-GOAL ACCURACY STATISTICS

DATE	TEAM	1-19	PCT.	20-29	PCT.	30-39	PCT.	40-49	PCT.	50+	PCT.
2017	Jaguars	0-0	0.0	0-0	0.0	0-0	0.0	3-3	100.0	1-1	100.0
<b>NFL TOTALS</b>		<b>0-0</b>	<b>0.0</b>	<b>0-0</b>	<b>0.0</b>	<b>0-0</b>	<b>0.0</b>	<b>3-3</b>	<b>100.0</b>	<b>1-1</b>	<b>100.0</b>

#### SINGLE-GAME HIGHS: KICKER

<b>Field Goals Made</b>	4 at Cincinnati Bengals, Oct 20, 2019 4 at Denver Broncos, Sep 29, 2019 ...3 more at 4.	<b>Points</b>	15 at Atlanta Falcons, Oct 23, 2016 14 at Denver Broncos, Sep 29, 2019
<b>Field Goal Attempts</b>	4 at Cincinnati Bengals, Oct 20, 2019 4 at Denver Broncos, Sep 29, 2019 ...3 more at 4.	<b>Special Teams Tackles</b>	2 vs. Cleveland Browns, Oct 04, 2015 1 vs. Tennessee Titans, Sep 19, 2019 ...1 more at 1.
<b>Longest Field Goals Made</b>	59 vs. Houston Texans, Nov 08, 2020 57 vs. Philadelphia Eagles, Oct 28, 2018	<b>Extra Point Attempt Percentage</b>	100.0 vs. Houston Texans, Dec 17, 2017 100.0 vs. Jacksonville Jaguars, Sep 18, 2016
<b>PATs Made</b>	6 vs. Houston Texans, Dec 17, 2017 5 vs. Jacksonville Jaguars, Sep 18, 2016	<b>Field Goal Percentage</b>	100.0 at Cincinnati Bengals, Oct 20, 2019 100.0 at Denver Broncos, Sep 29, 2019 ...3 more at 100.0.
<b>PAT Attempts</b>	6 vs. Houston Texans, Dec 17, 2017 5 vs. Tennessee Titans, Nov 06, 2016 ...1 more at 5.		

#### SINGLE-GAME HIGHS - POSTSEASON: KICKER

<b>Field Goals Made</b>	2 at New England Patriots, Jan 21, 2018 1 at Pittsburgh Steelers, Jan 14, 2018 ...1 more at 1.	<b>PATs Made</b>	6 at Pittsburgh Steelers, Jan 14, 2018 2 at New England Patriots, Jan 21, 2018
<b>Field Goal Attempts</b>	2 at New England Patriots, Jan 21, 2018 1 at Pittsburgh Steelers, Jan 14, 2018 ...1 more at 1.	<b>PAT Attempts</b>	6 at Pittsburgh Steelers, Jan 14, 2018 2 at New England Patriots, Jan 21, 2018
<b>Longest Field Goals Made</b>	54 at New England Patriots, Jan 21, 2018 45 at Pittsburgh Steelers, Jan 14, 2018	<b>Points</b>	9 at Pittsburgh Steelers, Jan 14, 2018 8 at New England Patriots, Jan 21, 2018



**2020 GAME-BY-GAME REGULAR-SEASON STATISTICS (JAGUARS)**

DATE	OPPONENT	P	FIELD GOALS				EXTRA POINTS				PTS	W/L	SCORE
			FGM	FGA	PCT	LG	XP	XPA	PCT	BLK			
09/13	Colts	P	2	2	100.0	50	3	3	100.0	0	9	W	27-20
09/20	at Titans	P	1	1	100.0	35	3	4	75.0	0	6	L	30-33
09/24	Dolphins						DID NOT PLAY					L	13-31
10/04	at Bengals						DID NOT PLAY					L	25-33
10/11	at Texans						DID NOT PLAY					L	14-30
10/18	Lions						DID NOT PLAY					L	16-34
10/25	at Chargers	P	0	0	0.0	0	1	1	100.0	0	1	L	29-39
11/08	Texans	P	2	2	100.0	59	1	2	50.0	0	7	L	25-27
11/15	at Packers						INJURED RESERVE					L	20-24
11/22	Steelers						INJURED RESERVE					L	3-27
11/29	Browns						INJURED RESERVE					L	25-27
12/06	at Vikings						INJURED RESERVE					L	24-27+
12/13	Titans						INJURED RESERVE					L	10-31
12/20	at Ravens						INJURED RESERVE					L	14-40
12/27	Bears						INJURED RESERVE					L	17-41
01/03	at Colts						INJURED RESERVE					L	14-28
<b>2020 TOTALS</b>			<b>4</b>	<b>5</b>	<b>5</b>	<b>100.0</b>	<b>59</b>	<b>8</b>	<b>10</b>	<b>80.0</b>	<b>0</b>	<b>23</b>	<b>1-15</b>

+ - Overtime







# BRANDON LINDER | 65



**POSITION:** OFFENSIVE LINEMAN  
**HT:** 6-6 | **WT:** 315 | **DOB:** 1-25-1992  
**COLLEGE:** MIAMI (FLA.)  
**HOMETOWN:** SOUTHWEST RANCHES, FLA.  
**ACQ:** D3-'14  
**EXP:** 8th YEAR

 @BrandonLinder65

 @brandonlinder65

## KEY TRANSACTIONS

- Originally drafted by Jacksonville in the third round (93rd overall) of the 2014 draft
- Re-signed on 7/26/17

## PRO

### 2020 (Jaguars)

- Started in nine games on the season before missing the rest of the season with an ankle injury and being placed on injured reserve on Dec. 16... Part of an offensive line that helped rookie RB James Robinson tally the most scrimmage yards (1,414), and the second-most rushing yards (1,070), by an undrafted rookie in NFL history... Named team captain for the fourth time as voted on by his teammates

### 2019 (Jaguars)

- Started all 16 games in which he appeared at center... Part of an offensive line that helped RB Leonard Fournette gain 1,674 yards from scrimmage... Fournette became the only Jaguars player since 2011 to post at least 1,500 scrimmage yards in a single season

### 2018 (Jaguars)

- Selected as an offensive captain by his teammates for the 2018 season

### 2017 (Jaguars)

- Selected as an offensive captain by his teammates for the 2017 season... Part of an offensive line that helped the team lead the league in rushing for the first time in franchise history and allowed a franchise-low 24 sacks

### 2016 (Jaguars)

- Part of an offensive line that allowed its fewest sacks since 2007 (34)

### 2015 (Jaguars)

- Placed on season-ending injured reserve because of surgery to repair a labral tear in his left shoulder after injury suffered in Week 3

### 2014 (Jaguars)

- Started 15 games at right guard as a rookie... Part of an offensive line that helped club finish sixth in the NFL in average per rush (4.5)
- 9/7 at PHI:** Started at right guard in his NFL debut, one of three Jaguars rookies to start on opening day (WR Marqise Lee, WR Allen Hurns)

## COLLEGE

- Four-year starter and started 42 games (37 at right guard, two at left tackle, three at center)
- Finished career with 35 TD-resulting blocks and 275 key blocks/knockdowns
- As a senior, named team's Most Valuable Player after leading team with 90 percent grade for blocking consistency, 11 TD-resulting blocks and 84 knockdowns
- Majored in health education

## PERSONAL

- Attended St. Thomas Aquinas High School in Ft. Lauderdale, Fla.
- Named U.S. Army All-American and was rated the third-best center in the country by Rivals.com
- Helped team compile a 28-1 record during his final two seasons and captured the Class 5A state title as a junior
- Has built a lasting relationship with the Ronald McDonald House Charities of Jacksonville, including sponsoring the annual family holiday party
- An avid outdoorsman who enjoys hunting and fishing with his wife, Lauren
- Became 24th offensive lineman drafted by the Jaguars in franchise history
- First player from the University of Miami ever drafted by the Jaguars

## BRANDON LINDER'S NFL REGULAR SEASON STATISTICS

DATE	TEAM	GP	GS
2014	Jaguars	15	15
2015	Jaguars	3	3
2016	Jaguars	14	14
2017	Jaguars	13	13
2018	Jaguars	9	9
2019	Jaguars	16	16
2020	Jaguars	9	9
<b>NFL TOTALS</b>		<b>79</b>	<b>79</b>



**BRANDON LINDER'S NFL POSTSEASON STATISTICS**

DATE	TEAM	GP	GS
2017	Jaguars	3	3
<b>NFL TOTALS</b>		<b>3</b>	<b>3</b>

**2020 GAME-BY-GAME REGULAR-SEASON STATISTICS (JAGUARS)**

DATE	OPPONENT	P/S		W/L	SCORE
09/13	Colts	S		W	27-20
09/20	at Titans	S		L	30-33
09/24	Dolphins		INJURED	L	13-31
10/04	at Bengals		INJURED	L	25-33
10/11	at Texans	S		L	14-30
10/18	Lions	S		L	16-34
10/25	at Chargers	S		L	29-39
11/08	Texans	S		L	25-27
11/15	at Packers		INJURED	L	20-24
11/22	Steelers	S		L	3-27
11/29	Browns	S		L	25-27
12/06	at Vikings	S		L	24-27+
12/13	Titans		INJURED	L	10-31
12/20	at Ravens		INJURED RESERVE	L	14-40
12/27	Bears		INJURED RESERVE	L	17-41
01/03	at Colts		INJURED RESERVE	L	14-28
<b>2020 TOTALS</b>		<b>9-9</b>		<b>1-15</b>	

+ - Overtime






# JAKE LUTON | 6



**POSITION:** QUARTERBACK  
**HT:** 6-6 | **WT:** 225 | **DOB:** 4-11-1996  
**COLLEGE:** OREGON STATE  
**HOMETOWN:** MARYSVILLE, WASH.  
**ACQ:** D6-20  
**EXP:** 2nd YEAR



## KEY TRANSACTIONS

- Originally drafted by Jacksonville in the sixth round (189th overall) of the 2020 draft

## PRO

### 2020 (Jaguars)

- Started in three games during his rookie campaign, completing 60 of 110 passes (54.5 comp. pct.) for 624 yards and two TDs
- 11/8 vs. HOU:** Made his NFL debut and completed 26 of 38 passes for 304 yards and two total TDs (one rushing, one passing)... His 306-yard performance marked the most passing yards by a rookie quarterback in their debut in franchise history... His 13-yard rushing TD brought the Jaguars within 2 in the final minutes, joining QBs Jonathan Quinn (1998) and Byron Leftwich (2003) as the only rookie quarterbacks in franchise history to throw and rush for a TD in the same game

## COLLEGE

- Completed his Oregon State career by playing in 23 games for the Beavers, including 21 starts, after spending seasons at Ventura Community College (2016) and Idaho (2015)
- Concluded his career ranked fifth at Oregon State with 42 career TD passes and seventh with 5,227 passing yards

## PERSONAL

- Attended Marysville-Pilchuck High School and led the Tomahawks to the Wesco 3A league championship as a senior... Three-year starter at quarterback and also earned three letters at pitcher in baseball
- Son of Judd and Heather Luton
- Has three brothers: Jordan, Jace and Jaxxon
- Enjoys camping, hiking and playing with his dog

### JAKE LUTON'S NFL REGULAR SEASON PASSING STATISTICS

DATE	TEAM	GP	GS	ATT.	CMP.	PCT.	YDS	AVG.	TD	INT.	LG	SK	LST	RATE
2020	Jaguars	3	3	110	60	54.5	624	5.7	2	6	73t	7	52	54.5
<b>TOTALS</b>		<b>3</b>	<b>3</b>	<b>110</b>	<b>60</b>	<b>54.5</b>	<b>624</b>	<b>5.7</b>	<b>2</b>	<b>6</b>	<b>73T</b>	<b>7</b>	<b>52</b>	<b>54.5</b>

### JAKE LUTON'S NFL REGULAR SEASON RUSHING STATISTICS

DATE	TEAM	NO.	YDS.	AVG.	LG	TD
2020	Jaguars	1	13	13.0	13t	1
<b>TOTALS</b>		<b>1</b>	<b>13</b>	<b>13.0</b>	<b>13T</b>	<b>1</b>

### JAKE LUTON'S NFL REGULAR SEASON PASSING/RUSHING STATISTICS

DATE	TEAM	GP	GS	ATT.	CMP.	PCT.	YDS	AVG.	TD	INT.	LG	SK	LST	RATE	RUSHING				
															NO.	YDS.	AVG.	LG	TD
2020	Jaguars	3	3	110	60	54.5	624	5.7	2	6	73t	7	52	54.5	1	13	13.0	13t	1
<b>TOTALS</b>		<b>3</b>	<b>3</b>	<b>110</b>	<b>60</b>	<b>54.5</b>	<b>624</b>	<b>5.7</b>	<b>2</b>	<b>6</b>	<b>73T</b>	<b>7</b>	<b>52</b>	<b>54.5</b>	<b>1</b>	<b>13</b>	<b>13.0</b>	<b>13T</b>	<b>1</b>

### SINGLE-GAME HIGHS: QUARTERBACK

<b>Pass Attempts</b>	38 vs. Houston Texans, Nov 08, 2020 37 vs. Pittsburgh Steelers, Nov 22, 2020	<b>Passer Rating</b>	90.2 vs. Houston Texans, Nov 08, 2020 62.7 at Green Bay Packers, Nov 15, 2020
<b>Pass Completions</b>	26 vs. Houston Texans, Nov 08, 2020 18 at Green Bay Packers, Nov 15, 2020	<b>Rush Attempts</b>	1 vs. Houston Texans, Nov 08, 2020
<b>Yards Passing</b>	304 vs. Houston Texans, Nov 08, 2020 169 at Green Bay Packers, Nov 15, 2020	<b>Rushing Yards</b>	13 vs. Houston Texans, Nov 08, 2020
<b>TD Passes</b>	1 at Green Bay Packers, Nov 15, 2020 1 vs. Houston Texans, Nov 08, 2020	<b>Longest Runs</b>	13t vs. Houston Texans, Nov 08, 2020
<b>Long Passes</b>	73t vs. Houston Texans, Nov 08, 2020 36 vs. Houston Texans, Nov 08, 2020	<b>Rushing TDs</b>	1 vs. Houston Texans, Nov 08, 2020
<b>Completion Percentage</b>	68.4 vs. Houston Texans, Nov 08, 2020 51.4 at Green Bay Packers, Nov 15, 2020		

### 300-YARD PASSING GAMES (1): REGULAR SEASON

DATE	TEAM	NO.	YDS.	AVG.	LG	TD
11/08/20	TEXANS	26	304	11.7	73t	1



**2020 GAME-BY-GAME REGULAR-SEASON STATISTICS (JAGUARS)**

DATE	OPPONENT	P/S	PASSING										RUSHING				W/L	SCORE				
			ATT	CMP	YDS	PCT	Y/A	Y/C	TD	INT	LG	SK/YD	RATE	ATT	YDS	LG			TD			
09/13	Colts																		INACTIVE		W	27-20
09/20	at Titans																		INACTIVE		L	30-33
09/24	Dolphins																		INACTIVE		L	13-31
10/04	at Bengals																		INACTIVE		L	25-33
10/11	at Texans																		INACTIVE		L	14-30
10/18	Lions																		INACTIVE		L	16-34
10/25	at Chargers																		INACTIVE		L	29-39
11/08	Texans	S	38	26	304	68.4	8.0	11.7	1	1	73t	2/16	90.2	1	13	13t	1		L	25-27		
11/15	at Packers	S	35	18	169	51.4	4.8	9.4	1	1	21	3/18	62.7	0	0	0	0		L	20-24		
11/22	Steelers	S	37	16	151	43.2	4.1	9.4	0	4	19	2/18	15.5	0	0	0	0		L	3-27		
11/29	Browns																		INACTIVE		L	25-27
12/06	at Vikings																		INACTIVE		L	24-27+
12/13	Titans																		INACTIVE		L	10-31
12/20	at Ravens																		INACTIVE		L	14-40
12/27	Bears																		INACTIVE		L	17-41
01/03	at Colts																		INACTIVE		L	14-28
<b>2020 TOTALS</b>		<b>3-3</b>	<b>110</b>	<b>60</b>	<b>624</b>	<b>54.5</b>	<b>5.7</b>	<b>10.4</b>	<b>2</b>	<b>6</b>	<b>73T</b>	<b>7/52</b>	<b>54.5</b>	<b>1</b>	<b>13</b>	<b>13T</b>	<b>1</b>		<b>1-15</b>			

+ - Overtime





# CHRIS MANHERTZ | 84



**POSITION:** TIGHT END  
**HT:** 6-6 | **WT:** 260 | **DOB:** 4-10-1992  
**COLLEGE:** CANISIUS  
**HOMETOWN:** BRONX, N.Y.  
**ACQ:** UFA (CAR)-'21  
**EXP:** 6th YEAR

@C\_Manhertz  
 @c\_manhertz

## KEY TRANSACTIONS

- Signed as a free agent by Buffalo on 12/30/14
- Signed as a free agent by New Orleans on 8/24/15
- Signed to practice squad by New Orleans on 9/7/15
- Claimed off waivers by Carolina on 10/17/16
- Signed two-year contract with Carolina on 1/29/19
- Signed as a free agent by Jacksonville on 3/17/21

## PRO

### 2020 (Panthers)

- Played in all 16 games making 12 starts
- Finished the season with six receptions for 52 yards

### 2019 (Panthers)

- Played in 15 games with six starts in 2019, primarily as a blocking tight end... Made one catch for 11 yards... Helped running back Christian McCaffrey rush for 1,387 yards, ranking third in the NFL

### 2018 (Panthers)

- Recorded first NFL touchdown on a career-long 50-yard reception from RB Christian McCaffrey

### 2017 (Panthers)

- Saw action in all 16 games in 2017 with four starts before landing on injured reserve prior to the playoffs... Made two receptions for 17 yards

### 2016 (Saints & Panthers)

- Played in four games for Carolina and an additional three games with two starts for New Orleans in 2016.

## COLLEGE

- Played basketball at Canisius
- Appeared in 116 games with 94 starts... Averaged 6.5 points and 6.8 rebounds per game... Finished career ranked fourth in school history with 789 rebounds
- Led the Golden Griffins in rebounding three consecutive seasons as sophomore (2011-12), junior (2012-13) and senior (2013-14)

## PERSONAL

- Attended Cardinal Spellman HS in the Bronx, N.Y.
- Majored in health and wellness at Canisius

## CHRIS MANHERTZ'S NFL REGULAR SEASON RUSHING/RECEIVING STATISTICS

DATE	TEAM	GP	GS	RECEIVING					RUSHING				
				NO.	YDS.	AVG.	LG	TD	NO.	YDS.	AVG.	LG	TD
2016	Saints	3	2	0	0	0.0	0	0	0	0	0.0	0	0
Went from New Orleans to Carolina.													
2016	Panthers	4	0	1	10	10.0	10	0	0	0	0.0	0	0
2016	TOTAL	7	2	1	10	10.0	10	0	0	0	0.0	0	0
2017	Panthers	16	4	2	17	8.5	11	0	0	0	0.0	0	0
2018	Panthers	16	4	2	52	26.0	50t	1	0	0	0.0	0	0
2019	Panthers	15	6	1	11	11.0	11	0	0	0	0.0	0	0
2020	Panthers	16	12	6	52	8.7	17	0	0	0	0.0	0	0
<b>NFL TOTALS</b>		<b>70</b>	<b>28</b>	<b>12</b>	<b>142</b>	<b>11.8</b>	<b>50T</b>	<b>1</b>	<b>0</b>	<b>0</b>	<b>0.0</b>	<b>0</b>	<b>0</b>

## CHRIS MANHERTZ'S NFL POSTSEASON RUSHING/RECEIVING STATISTICS

DATE	TEAM	GP	GS	RECEIVING					RUSHING				
				NO.	YDS.	AVG.	LG	TD	NO.	YDS.	AVG.	LG	TD
2017	Panthers	0	0	0	0	0.0	0	0	0	0	0.0	0	0
<b>NFL TOTALS</b>		<b>0</b>	<b>0</b>	<b>0</b>	<b>0</b>	<b>0.0</b>	<b>0</b>	<b>0</b>	<b>0</b>	<b>0</b>	<b>0.0</b>	<b>0</b>	<b>0</b>





**CHRIS MANHERTZ'S NFL REGULAR SEASON RETURN STATISTICS**

DATE	TEAM	KICKOFF RETURNS					PUNT RETURNS					
		RET.	YDS.	AVG.	LG	TD	NO.	FC	YDS.	AVG.	LG	TD
2016	Saints	0	0	0.0	0	0	0	0	0	0.0	0	0
Went from New Orleans to Carolina.												
2016	Panthers	0	0	0.0	0	0	0	0	0	0.0	0	0
2016	TOTAL	0	0	0.0	0	0	0	0	0	0.0	0	0
2017	Panthers	0	0	0.0	0	0	0	0	0	0.0	0	0
2018	Panthers	0	0	0.0	0	0	0	0	0	0.0	0	0
2019	Panthers	0	0	0.0	0	0	0	0	0	0.0	0	0
2020	Panthers	0	0	0.0	0	0	0	0	0	0.0	0	0
<b>NFL TOTALS</b>		<b>0</b>	<b>0</b>	<b>0.0</b>	<b>0</b>	<b>0</b>	<b>0</b>	<b>0</b>	<b>0</b>	<b>0.0</b>	<b>0</b>	<b>0</b>

**CHRIS MANHERTZ'S NFL POSTSEASON RETURN STATISTICS**

DATE	TEAM	KICKOFF RETURNS					PUNT RETURNS					
		RET.	YDS.	AVG.	LG	TD	NO.	FC	YDS.	AVG.	LG	TD
2017	Panthers	0	0	0.0	0	0	0	0	0	0.0	0	0
<b>NFL TOTALS</b>		<b>0</b>	<b>0</b>	<b>0.0</b>	<b>0</b>	<b>0</b>	<b>0</b>	<b>0</b>	<b>0</b>	<b>0.0</b>	<b>0</b>	<b>0</b>

**SINGLE-GAME HIGHS: RECEIVING**

<b>Receptions</b>	1 at Minnesota Vikings, Nov 29, 2020 1 vs. Atlanta Falcons, Oct 29, 2020 ...10 more at 1.	<b>Receiving TDs</b>	1 vs. New Orleans Saints, Dec 17, 2018
<b>Receiving Yards</b>	50 vs. New Orleans Saints, Dec 17, 2018 17 vs. Arizona Cardinals, Oct 04, 2020	<b>All-Purpose Yards</b>	50 vs. New Orleans Saints, Dec 17, 2018 17 vs. Arizona Cardinals, Oct 04, 2020
<b>Longest Receptions</b>	50t vs. New Orleans Saints, Dec 17, 2018 17 vs. Arizona Cardinals, Oct 04, 2020	<b>Most TDs</b>	1 vs. New Orleans Saints, Dec 17, 2018

**2020 GAME-BY-GAME REGULAR-SEASON STATISTICS (PANTHERS)**

DATE	OPPONENT	P/S	RECEIVING					RUSHING					W/L	SCORE
			NO.	YDS.	AVG.	LG	TD	NO.	YDS.	AVG.	LG	TD		
09/13	Raiders	S	1	4	4.0	4	0	0	0	0.0	0	0	L	30-34
09/20	at Buccaneers	S	1	8	8.0	8	0	0	0	0.0	0	0	L	17-31
09/27	at Chargers	P	0	0	0.0	0	0	0	0	0.0	0	0	W	21-16
10/04	Cardinals	S	1	17	17.0	17	0	0	0	0.0	0	0	W	31-21
10/11	at Falcons	P	0	0	0.0	0	0	0	0	0.0	0	0	W	23-16
10/18	Bears	S	1	6	6.0	6	0	0	0	0.0	0	0	L	16-23
10/25	at Saints	S	0	0	0.0	0	0	0	0	0.0	0	0	L	24-27
10/29	Falcons	P	1	6	6.0	6	0	0	0	0.0	0	0	L	17-25
11/08	at Chiefs	S	0	0	0.0	0	0	0	0	0.0	0	0	L	31-33
11/15	Buccaneers	P	0	0	0.0	0	0	0	0	0.0	0	0	L	23-46
11/22	Lions	S	0	0	0.0	0	0	0	0	0.0	0	0	W	20-0
11/29	at Vikings	S	1	11	11.0	11	0	0	0	0.0	0	0	L	27-28
12/13	Broncos	S	0	0	0.0	0	0	0	0	0.0	0	0	L	27-32
12/19	at Packers	S	0	0	0.0	0	0	0	0	0.0	0	0	L	16-24
12/27	at Washington	S	0	0	0.0	0	0	0	0	0.0	0	0	W	20-13
01/03	Saints	S	0	0	0.0	0	0	0	0	0.0	0	0	L	7-33
<b>2020 TOTALS</b>		<b>16-12</b>	<b>6</b>	<b>52</b>	<b>8.7</b>	<b>17</b>	<b>0</b>	<b>0</b>	<b>0</b>	<b>0.0</b>	<b>0</b>	<b>0</b>	<b>5-11</b>	





# ROSS MATISCIK | 46



**POSITION:** LONG SNAPPER  
**HT:** 6-0 | **WT:** 240 | **DOB:** 9-13-1996  
**COLLEGE:** BAYLOR  
**HOMETOWN:** MCKINNEY, TEXAS  
**ACQ:** FA-20  
**EXP:** 2nd YEAR

@rossmatiscik

@ross\_matiscik

## KEY TRANSACTIONS

- Originally signed by Jacksonville as a rookie free agent on 4/28/20

## PRO

### 2020 (Jaguars)

- Handled the team's long snapping duties in all 16 games on the season
- 9/13 vs. IND:** Served as the team's long snapper in NFL debut

## COLLEGE

- Appeared in 52 games throughout his college career, seeing time as a longsnapper for punts and place kicks, while also appearing at linebacker
- Played in 14 games in 2019, snapping on all punts and kicks and made 13 tackles, including 1.0 sack
- Served as the team's longsnapper for all 13 games and made 11 tackles on defense in 2018
- Played in 12 games as a sophomore in 2017 and totaled four tackles, one fumble recovery and one forced fumble
- Played in 12 games as a freshman and served as the primary long snapper

## PERSONAL

- Attended McKinney Boyd (McKinney, Texas) High School and was a 2014 all-state selection at linebacker
- Father, Marty, played football at Bowling Green
- Brother, Paine, played football at Rice

## ROSS MATISCIK'S NFL REGULAR SEASON STATISTICS

DATE	TEAM	GP
2020	Jaguars	16
<b>NFL TOTALS</b>		<b>16</b>

## 2020 GAME-BY-GAME REGULAR-SEASON STATISTICS (JAGUARS)

DATE	OPPONENT		W/L	SCORE
09/13	Colts	P	W	27-20
09/20	at Titans	P	L	30-33
09/24	Dolphins	P	L	13-31
10/04	at Bengals	P	L	25-33
10/11	at Texans	P	L	14-30
10/18	Lions	P	L	16-34
10/25	at Chargers	P	L	29-39
11/08	Texans	P	L	25-27
11/15	at Packers	P	L	20-24
11/22	Steelers	P	L	3-27
11/29	Browns	P	L	25-27
12/06	at Vikings	P	L	24-27+
12/13	Titans	P	L	10-31
12/20	at Ravens	P	L	14-40
12/27	Bears	P	L	17-41
01/03	at Colts	P	L	14-28
<b>2020 TOTALS</b>		<b>16</b>	<b>1-15</b>	

+ - Overtime





# LERENTEE MCCRAY | 55



**POSITION:** DEFENSIVE END/OUTSIDE LINEBACKER

**HT:** 6-3 | **WT:** 250 | **DOB:** 8-26-1990

**COLLEGE:** FLORIDA

**HOMETOWN:** OCALA, FLA.

**ACQ:** UFA (BUF)-'17

**EXP:** 7th YEAR

@Liive\_55

@liive\_55

## KEY TRANSACTIONS

- Originally signed with Denver as an undrafted rookie on 4/27/13
- Signed with Green Bay as an unrestricted free agent on 4/18/16
- Traded by Green Bay to Buffalo for a 2018 draft pick on 8/30/16
- Signed by Jacksonville as an unrestricted free agent on 3/10/17

## PRO

### 2020 (Jaguars)

- Opted out of the 2020 season

### 2019 (Jaguars)

- Saw action in nine games and compiled four tackles (three solo) prior to being placed on injured reserve on Oct. 29 with a hamstring injury
- **10/13 vs. N.O.:** Saw action on defense and special teams, notching one defensive tackle and one tackle on special teams
- **11/3 vs. HOU:** Saw action on defense and made one solo tackle

### 2018 (Jaguars)

- Selected as a special teams captain by his teammates for the 2018 season... Recorded seven special teams tackles, which was second most on the team
- **9/9 at NYG:** Recorded two tackles (one solo), including 1.0 sack
- **12/16 vs. WAS:** Saw action on special teams and partially blocked a punt
- **12/23 at MIA:** Recorded two special teams tackles

### 2017 (Jaguars)

- Second on the team with nine special teams tackles... Added three tackles on defense, including 1.5 sacks
- **9/10 at HOU:** Saw action at linebacker and recorded three tackles (one solo), 1.5 sacks and one tackle for a loss
- **11/5 vs. CIN:** Recorded a solo special teams tackle and one pass defensed
- **11/19 at CLE:** Recorded two special teams tackles (one solo) and saw action at linebacker

### 2016 (Bills)

- Totaled 10 tackles (four solo), one forced fumble and five special teams tackles

### 2015 (Broncos)

- Tallied 13 tackles (seven solo) and saw action in all three postseason games, including Super Bowl 50

### 2014 (Broncos)

- Posted six tackles (four solo), one forced fumble and one pass defensed during his rookie season

### 2013 (Broncos)

- Spent the season on injured reserve with an ankle injury

## COLLEGE

- Appeared in 40 games with 25 starts and totaled 65 tackles (40 solo), including 12.5 tackles for loss and 4.5 sacks
- Helped the Gators win the 2008 BCS National Championship

## PERSONAL

- Attended Dunnellon (Fla.) High School, where he played wide receiver and linebacker and totaled 118 tackles and 9.0 sacks during his senior season
- Took students back-to-school shopping in July 2019 in Jacksonville

## LERENTEE MCCRAY'S NFL REGULAR SEASON DEFENSIVE STATISTICS

DATE	TEAM	GP	GS	TACKLES							INTERCEPTIONS							O. FUMB					ST				MISC		
				TK	S	A	TFL	YDS	SK	YDS	QBH	NO	YDS	LG	TD	PD	FF	FR	YDS	TK	S	A	FF	FR	S	A			
2014	Broncos	13	0	6	4	2	0	0	1.0	11.0	2	0	0	0	0	1	1	0	0	0	0	0	0	0	0	0	0	0	0
2015	Broncos	11	0	13	7	6	1	2	0.5	2.5	1	0	0	0	0	0	0	0	0	0	0	2	2	0	0	0	0	0	
2016	Bills	13	0	10	4	6	0	0	0.0	0.0	0	0	0	0	0	1	0	0	0	0	0	7	5	2	0	0	0	0	
2017	Jaguars	13	0	3	1	2	1	6	1.5	7.0	3	0	0	0	0	1	0	0	0	0	0	9	6	3	0	0	0	0	
2018	Jaguars	13	0	2	1	1	1	7	1.0	7.0	2	0	0	0	0	0	0	0	0	0	0	7	5	2	0	0	0	0	
2019	Jaguars	9	0	4	3	1	0	0	0.0	0.0	0	0	0	0	0	0	0	0	0	0	0	1	0	1	0	0	0	0	
<b>NFL TOTALS</b>		<b>72</b>	<b>0</b>	<b>38</b>	<b>20</b>	<b>18</b>	<b>3</b>	<b>15</b>	<b>4.0</b>	<b>27.5</b>	<b>8</b>	<b>0</b>	<b>0</b>	<b>0</b>	<b>0</b>	<b>2</b>	<b>2</b>	<b>0</b>	<b>0</b>	<b>0</b>	<b>26</b>	<b>18</b>	<b>8</b>	<b>0</b>	<b>0</b>	<b>0</b>	<b>0</b>	<b>0</b>	



**LERENTEE MCCRAY'S NFL POSTSEASON DEFENSIVE STATISTICS**

DATE	TEAM	GP	GS	TACKLES								INTERCEPTIONS					O. FUMB			ST				MISC				
				TK	S	A	TFL	YDS	SK	YDS	QBH	NO	YDS	LG	TD	PD	FF	FR	YDS	TK	S	A	FF	FR	S	A		
2014	Broncos	1	0	2	1	1	0	0	0.0	0.0	0	0	0	0	0	0	0	0	0	0	0	0	0	0	0	0	0	0
2015	Broncos	3	0	0	0	0	0	0	0.0	0.0	0	0	0	0	0	0	0	0	0	0	0	0	0	0	0	0	0	
2017	Jaguars	3	0	0	0	0	0	0	0.0	0.0	0	0	0	0	0	0	0	0	0	0	0	0	0	3	0	3	0	0
<b>NFL TOTALS</b>		<b>7</b>	<b>0</b>	<b>2</b>	<b>1</b>	<b>1</b>	<b>0</b>	<b>0</b>	<b>0.0</b>	<b>0.0</b>	<b>0</b>	<b>0</b>	<b>0</b>	<b>0</b>	<b>0</b>	<b>0</b>	<b>0</b>	<b>0</b>	<b>0</b>	<b>0</b>	<b>0</b>	<b>0</b>	<b>0</b>	<b>3</b>	<b>0</b>	<b>3</b>	<b>0</b>	<b>0</b>

**SINGLE-GAME HIGHS: DEFENSIVE**

<b>Total Tackles</b>	4 vs. New England Patriots, Oct 30, 2016 4 at Indianapolis Colts, Nov 08, 2015	<b>Forced Fumbles</b>	1 at Los Angeles Rams, Oct 09, 2016 1 vs. Oakland Raiders, Dec 28, 2014
<b>Sacks</b>	1.5 at Houston Texans, Sep 10, 2017 1.0 at New York Giants, Sep 09, 2018 ...1 more at 1.0.	<b>Tackles For Loss</b>	1 at New York Giants, Sep 09, 2018 1 at Houston Texans, Sep 10, 2017 ...1 more at 1.
<b>Passes Defensed</b>	1 vs. Cincinnati Bengals, Nov 05, 2017 1 vs. Buffalo Bills, Dec 07, 2014	<b>Special Teams Tackles</b>	2 at Houston Texans, Dec 30, 2018 2 at Miami Dolphins, Dec 23, 2018 ...1 more at 2.

**SINGLE-GAME HIGHS - POSTSEASON: DEFENSIVE**

<b>Total Tackles</b>	2 vs. Indianapolis Colts, Jan 11, 2015	<b>Special Teams Tackles</b>	2 vs. Buffalo Bills, Jan 07, 2018 1 at New England Patriots, Jan 21, 2018
----------------------	--	------------------------------	--

**2020 GAME-BY-GAME REGULAR-SEASON STATISTICS (JAGUARS)**

DATE	OPPONENT	P/S	TACKLES								INTERCEPTIONS					O. FUMB			ST				MISC		W/L	SCORE								
			TK	S	A	SK	YDS	TFL	YDS	QBH	NO	YDS	LG	TD	PD	FF	FR	YDS	TK	S	A	FF	FR	S			A							
09/13	Colts																										W	27-20						
09/20	at Titans																											L	30-33					
09/24	Dolphins																											L	13-31					
10/04	at Bengals																											L	25-33					
10/11	at Texans																											L	14-30					
10/18	Lions																											L	16-34					
10/25	at Chargers																											L	29-39					
11/08	Texans																											L	25-27					
11/15	at Packers																											L	20-24					
11/22	Steelers																											L	3-27					
11/29	Browns																											L	25-27					
12/06	at Vikings																											L	24-27+					
12/13	Titans																											L	10-31					
12/20	at Ravens																											L	14-40					
12/27	Bears																											L	17-41					
01/03	at Colts																											L	14-28					
<b>2020 TOTALS</b>			<b>0</b>	<b>0</b>	<b>0</b>	<b>0.0</b>	<b>0.0</b>	<b>0</b>	<b>0</b>	<b>0</b>	<b>0</b>	<b>0</b>	<b>0</b>	<b>0</b>	<b>0</b>	<b>0</b>	<b>0</b>	<b>0</b>	<b>0</b>	<b>0</b>	<b>0</b>	<b>0</b>	<b>0</b>	<b>0</b>	<b>0</b>	<b>0</b>	<b>0</b>	<b>0</b>	<b>0</b>	<b>0</b>	<b>0</b>	<b>0</b>	<b>0</b>	<b>1-15</b>

+- Overtime





# KC MCDERMOTT | 62



**POSITION:** OFFENSIVE LINEMAN  
**HT:** 6-5 | **WT:** 330 | **DOB:** 4-18-1996  
**COLLEGE:** MIAMI (FLA.)  
**HOMETOWN:** WELLINGTON, FLA.  
**ACQ:** FA-'18  
**EXP:** 3rd YEAR

@kcmcdermott52

@kcmcdermott52

## KEY TRANSACTIONS

- Originally signed by Jacksonville as an undrafted rookie on 5/11/2018

## PRO

### 2020 (Jaguars)

- Saw action in seven contests, playing primarily on special teams... Spent the season on Jacksonville's practice squad before being promoted to the 53-man active roster on Nov. 14

### 2019 (Jaguars)

- Spent the entire season on the reserved/injured list

### 2018 (Jaguars)

- Spent entire season as a member of the practice squad

## COLLEGE

- Appeared in 40 career games, starting in the final 34 games of his career, along the offensive line for the Hurricanes
- Earned All-ACC Third-Team honors as a senior in 2017

## PERSONAL

- Attended Palm Beach Central (Wellington, Fla.) High School and was a first-team all-state selection as a junior and a 2014 All-American selection by 247 sports
- He and his fiancé, Madison, have one son, Kasen

## KC MCDERMOTT'S NFL REGULAR SEASON STATISTICS

DATE	TEAM	GP	GS
2018	Jaguars	0	0
2019	Jaguars	0	0
2020	Jaguars	7	0
<b>NFL TOTALS</b>		<b>7</b>	<b>0</b>

## 2020 GAME-BY-GAME REGULAR-SEASON STATISTICS (JAGUARS)

DATE	OPPONENT	P/S		W/L	SCORE
09/13	Colts		PRACTICE SQUAD	W	27-20
09/20	at Titans		PRACTICE SQUAD	L	30-33
09/24	Dolphins	P		L	13-31
10/04	at Bengals		PRACTICE SQUAD	L	25-33
10/11	at Texans		PRACTICE SQUAD	L	14-30
10/18	Lions		PRACTICE SQUAD	L	16-34
10/25	at Chargers		PRACTICE SQUAD	L	29-39
11/08	Texans		PRACTICE SQUAD	L	25-27
11/15	at Packers		PRACTICE SQUAD	L	20-24
11/22	Steelers		PRACTICE SQUAD	L	3-27
11/29	Browns		DID NOT PLAY	L	25-27
12/06	at Vikings	P		L	24-27+
12/13	Titans		PRACTICE SQUAD	L	10-31
12/20	at Ravens		PRACTICE SQUAD	L	14-40
12/27	Bears	P		L	17-41
01/03	at Colts	P		L	14-28
<b>2020 TOTALS</b>		<b>4-0</b>		<b>1-15</b>	

+ - Overtime





# GARRETT MCGHIN | 66



**POSITION:** OFFENSIVE LINEMAN  
**HT:** 6-6 | **WT:** 320 | **DOB:** 10-13-1995  
**COLLEGE:** EAST CAROLINA  
**HOMETOWN:** TALLAHASSEE, FLA.  
**ACQ:** W (BUF)-'20  
**EXP:** 2nd YEAR

@\_GMAC55  
 @\_gmac55

## KEY TRANSACTIONS

- Originally signed with Buffalo as an undrafted free agent in 2019
- Claimed off of waivers by Jacksonville on 7/28/20

## PRO

### 2020 (Jaguars)

- Spent the season as a member of the practice squad

### 2019 (Panthers)

- Appeared in two games before being put on injured reserve

## COLLEGE

- In 2017, started 11 of 12 games... Started at three different positions - right guard, center, and left guard
- Was the offensive recipient of the prestigious Rock Roggeman Heart of the Pirate Award, which symbolizes enduring spirit and leadership
- In 2016, opened 11 of 12 games at the left guard position during sophomore campaign
- As a redshirt freshman, played in all 12 contests mostly on special teams

## PERSONAL

- Son of Kathy and Patrick McGhin
- Has a younger brother named James
- Graduated with a degree in Business Communications

## GARRETT MCGHIN'S NFL REGULAR SEASON STATISTICS

DATE	TEAM	GP	GS
2019	Panthers	2	0
2020	Jaguars	0	0
<b>NFL TOTALS</b>		<b>2</b>	<b>0</b>

## 2020 GAME-BY-GAME REGULAR-SEASON STATISTICS (JAGUARS)

DATE	OPPONENT	P/S	W/L	SCORE
09/13	Colts		W	27-20
09/20	at Titans		L	30-33
09/24	Dolphins		L	13-31
10/04	at Bengals		L	25-33
10/11	at Texans		L	14-30
10/18	Lions		L	16-34
10/25	at Chargers		L	29-39
11/08	Texans		L	25-27
11/15	at Packers		L	20-24
11/22	Steelers		L	3-27
11/29	Browns		L	25-27
12/06	at Vikings		L	24-27+
12/13	Titans		L	10-31
12/20	at Ravens		L	14-40
12/27	Bears		L	17-41
<b>2020 TOTALS</b>		<b>0-0</b>	<b>1-14</b>	

+ - Overtime





# GARDNER MINSHEW II | 15



**POSITION:** QUARTERBACK  
**HT:** 6-1 | **WT:** 220 | **DOB:** 5-16-1996  
**COLLEGE:** WASHINGTON STATE  
**HOMETOWN:** BRANDON, MISS.  
**ACQ:** D6-'19  
**EXP:** 3rd YEAR

@GardnerMinshew5  
 @gardnerminshew5

## KEY TRANSACTIONS

- Originally drafted by Jacksonville in the sixth round (178th overall) of the 2019 draft

## PRO

- Has started 20 of 23 career games and has completed 501 of 797 passes (62.9 pct.) for 5,530 yards, 37 TDs and 11 INTs for a passer rating of 93.1
- His career passer rating of 93.1 is the highest in Jaguars history (min. 100 att.)
- His 21 passing TDs and 3,271 passing yards in 2019 were both the most by a rookie in franchise history
- Became the first rookie in NFL history with at least 230 yards passing per game, 20-plus TDs and fewer than 10 INTs

## 2020 (Jaguars)

- Saw action in nine games on the season, starting in eight and completing 216 of 327 passes (66.1 comp. pct.) for 16 TDs and a passer rating of 95.... His passer rating of 95.9 ranks as the second-highest in franchise history by a quarterback with at least 300 attempts... Named team captain as voted on by his teammates
- 9/13 vs. IND:** Completed 19 of 20 passes (95.0 comp. pct.) for 173 yards and three TDs for a passer rating of 142.3... Became the third player in NFL history to throw at least three TD passes and complete at least 95.0 percent of his passes in a single game, joining QBs Drew Brees and Philip Rivers... He is the first player to ever throw at least three TD passes and complete at least 95.0 percent of his passes on Kickoff Weekend... Set the Jaguars single-game record for completion percentage in game (min. five attempts)
- 9/20 at TEN:** Threw for 339 yards and three TDs on 30-of-45 passing, becoming the first quarterback in franchise history to throw for at least three TDs in three consecutive games dating back to Week 17 in 2019... Marked the third 300-yard performance of his career... Completed at least three passes to eight different receivers
- 12/20 at BAL:** Started at quarterback and completed 22 of 29 passes (75.9 pct.) for 226 yards and two TDs, finishing with a QB rating of 120.8... Also ran twice for 9 yards

## 2019 (Jaguars)

- Saw action in 14 games, starting 12 and completed 285 of 470 passes (60.6 comp. pct.) for 3,271 yards, 21 TDs and six INTs during his rookie season... His six wins and passer rating of 91.2 both led all NFL rookies (min. five pass attempts) while his passing yards (3,271) and TDs (21) ranked second among rookie quarterbacks... Became the only rookie over the last 25 seasons to throw for at least eight TDs with zero INTs on the road
- 9/8 vs. K.C.:** Stepped in for injured QB Nick Foles in the first quarter, completing 22 of 25 passes (88.0 pct.) for 275 yards, two TDs and one INT for a passer rating of 122.5... His 275 passing yards were the most ever by a Jaguars player making his NFL debut and the fifth-most by a Jaguars rookie in a single game... Completed his first 13 passes, becoming the first player in the last 40 years to complete their first 13 passes in their NFL debut... His 88.0 completion percentage was the highest by any player with at least 15 pass attempts making their NFL debut in league history
- 10/6 at CAR:** Completed 26 of 44 passes (59.1 pct.) for 374 yards and two TDs for a passer rating of 101.9... Set the franchise rookie record for passing yards in a single game (374)... Became the sixth rookie in NFL history to throw for at least 370 yards and two TDs with zero INTs
- 10/27 vs. NYJ:** Completed 22 of 34 passes (64.7 comp. pct.) for 279 yards and three TDs for a passer rating of 119.6... Became the first Jaguars rookie to throw for at least three TDs in a single game in franchise history
- 12/8 vs. LAC:** Started and completed 24 of 37 passes for 162 yards and one TD ... With his 15th TD pass of the season, a 12-yard TD pass to TE Nick O'Leary in the third quarter, Minshew set the franchise record for the most TD passes by a rookie in Jaguars history

## COLLEGE

- Graduated from East Carolina in December 2017 and enrolled at Washington State in June 2018
- Finished fifth in the 2018 Heisman Trophy voting
- Won 2018 Johnny Unitas Golden Arm Award (nation's top senior or fourth-year junior QB) and was named a finalist for the Walter Camp Player of the Year and Davey O'Brien Award (nation's top QB)
- Named Pac-12 Conference Offensive Player of the Year and earned a spot on the All-Pac-12 First Team after leading the country in passing (367.6 yards per game)
- Set Pac-12 Conference and WSU single-season records in passing yards (4,779) and completions (468)

## PERSONAL

- Attended Brandon (Miss.) High School
- Son of Flint and Kim Minshew
- Flint played football at Millsaps College (Miss.) and was named to the MC Athletic Hall of Fame
- Kim played basketball at Mississippi State
- Has two younger sisters, Meredith and Callie, who is a volleyball student-athlete at Mississippi State
- Hosted the annual 'Shop With a Jaguar' holiday event in 2019 in which local children from around the Jacksonville area were treated to a shopping spree
- Spent part of his 2020 offseason roadtripping from Jacksonville to Los Angeles in an RV
- Hosted players-only film review on Microsoft Teams during COVID self-quarantine

## GARDNER MINSHEW II'S NFL REGULAR SEASON PASSING STATISTICS

DATE	TEAM	GP	GS	ATT.	CMP.	PCT.	YDS	AVG.	TD	INT.	LG	SK	LST	RATE
2019	Jaguars	14	12	470	285	60.6	3,271	7.0	21	6	70t	33	184	91.2
2020	Jaguars	9	8	327	216	66.1	2,259	6.9	16	5	51	27	147	95.9
<b>TOTALS</b>		<b>23</b>	<b>20</b>	<b>797</b>	<b>501</b>	<b>62.9</b>	<b>5,530</b>	<b>6.9</b>	<b>37</b>	<b>11</b>	<b>70T</b>	<b>60</b>	<b>331</b>	<b>93.1</b>



### GARDNER MINSHEW II'S NFL REGULAR SEASON RUSHING STATISTICS

DATE	TEAM	NO.	YDS.	AVG.	LG	TD
2019	Jaguars	67	344	5.1	21	0
2020	Jaguars	29	153	5.3	16	1
<b>TOTALS</b>		<b>96</b>	<b>497</b>	<b>5.2</b>	<b>21</b>	<b>1</b>

### GARDNER MINSHEW II'S NFL REGULAR SEASON PASSING/RUSHING STATISTICS

DATE	TEAM	GP	GS	PASSING											RUSHING				
				ATT.	CMP.	PCT.	YDS	AVG.	TD	INT.	LG	SK	LST	RATE	NO.	YDS.	AVG.	LG	TD
2019	Jaguars	14	12	470	285	60.6	3,271	7.0	21	6	70t	33	184	91.2	67	344	5.1	21	0
2020	Jaguars	9	8	327	216	66.1	2,259	6.9	16	5	51	27	147	95.9	29	153	5.3	16	1
<b>TOTALS</b>		<b>23</b>	<b>20</b>	<b>797</b>	<b>501</b>	<b>62.9</b>	<b>5,530</b>	<b>6.9</b>	<b>37</b>	<b>11</b>	<b>70T</b>	<b>60</b>	<b>331</b>	<b>93.1</b>	<b>96</b>	<b>497</b>	<b>5.2</b>	<b>21</b>	<b>1</b>

#### SINGLE-GAME HIGHS: QUARTERBACK

<b>Pass Attempts</b>	49 at Houston Texans, Oct 11, 2020 47 vs. Houston Texans, Nov 03, 2019	<b>Passer Rating</b>	142.3 vs. Indianapolis Colts, Sep 13, 2020 122.5 vs. Kansas City Chiefs, Sep 08, 2019
<b>Pass Completions</b>	31 at Houston Texans, Oct 11, 2020 30 vs. Miami Dolphins, Sep 24, 2020 ...1 more at 30.	<b>Rush Attempts</b>	9 at Cincinnati Bengals, Oct 20, 2019 8 vs. New York Jets, Oct 27, 2019
<b>Yards Passing</b>	374 at Carolina Panthers, Oct 06, 2019 351 at Cincinnati Bengals, Oct 04, 2020	<b>Rushing Yards</b>	56 at Houston Texans, Sep 15, 2019 48 at Cincinnati Bengals, Oct 20, 2019
<b>TD Passes</b>	3 at Tennessee Titans, Sep 20, 2020 3 vs. Indianapolis Colts, Sep 13, 2020 ...2 more at 3.	<b>Longest Runs</b>	21 at Houston Texans, Sep 15, 2019 20 at Cincinnati Bengals, Oct 20, 2019
<b>Long Passes</b>	70t vs. New York Jets, Oct 27, 2019 69 vs. Kansas City Chiefs, Sep 08, 2019	<b>Rushing TDs</b>	1 vs. Detroit Lions, Oct 18, 2020
<b>Completion Percentage</b>	95.0 vs. Indianapolis Colts, Sep 13, 2020 88.0 vs. Kansas City Chiefs, Sep 08, 2019	<b>Rushing Average</b>	6.0 at Carolina Panthers, Oct 06, 2019 5.3 at Cincinnati Bengals, Oct 20, 2019

#### 300-YARD PASSING GAMES (5): REGULAR SEASON

DATE	TEAM	NO.	YDS.	AVG.	LG	TD
10/06/19	at Panthers	26	374	14.4	37t	2
11/03/19	TEXANS	27	309	11.4	31	0
09/20/20	at Titans	30	339	11.3	45	3
10/04/20	at Bengals	27	351	13.0	33	2
10/11/20	at Texans	31	301	9.7	51	2

#### 2020 GAME-BY-GAME REGULAR-SEASON STATISTICS (JAGUARS)

DATE	OPPONENT	P/S	PASSING											RUSHING				W/L	SCORE
			ATT	CMP	YDS	PCT	Y/A	Y/C	TD	INT	LG	SK/YD	RATE	ATT	YDS	LG	TD		
09/13	Colts	S	20	19	173	95.0	8.7	9.1	3	0	28	4/23	142.3	5	19	11	0	W	27-20
09/20	at Titans	S	45	30	339	66.7	7.5	11.3	3	2	45	2/24	92.7	4	19	11	0	L	30-33
09/24	Dolphins	S	42	30	275	71.4	6.5	9.2	0	1	24	4/29	79.0	3	22	16	0	L	13-31
10/04	at Bengals	S	40	27	351	67.5	8.8	13.0	2	1	33	3/11	101.1	2	9	7	0	L	25-33
10/11	at Texans	S	49	31	301	63.3	6.1	9.7	2	0	51	3/8	94.0	4	18	11	0	L	14-30
10/18	Lions	S	44	25	243	56.8	5.5	9.7	1	1	51	1/12	70.5	3	14	9	1	L	16-34
10/25	at Chargers	S	27	14	173	51.9	6.4	12.4	2	0	36	5/19	96.7	4	21	10	0	L	29-39
11/08	Texans																	L	25-27
11/15	at Packers																	L	20-24
11/22	Steelers																	L	3-27
11/29	Browns																	L	25-27
12/06	at Vikings																	L	24-27+
12/13	Titans	P	31	18	178	58.1	5.7	9.9	1	0	27	0/0	85.1	2	22	13	0	L	10-31
12/20	at Ravens	S	29	22	226	75.9	7.8	10.3	2	0	28	5/21	120.8	2	9	10	0	L	14-40
12/27	Bears																	L	17-41
01/03	at Colts																	L	14-28
<b>2020 TOTALS</b>		<b>9-8</b>	<b>327</b>	<b>216</b>	<b>2,259</b>	<b>66.1</b>	<b>6.9</b>	<b>10.5</b>	<b>16</b>	<b>5</b>	<b>51</b>	<b>27/147</b>	<b>95.9</b>	<b>29</b>	<b>153</b>	<b>16</b>	<b>1</b>	<b>1-15</b>	

+ - Overtime



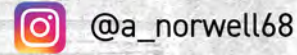




# ANDREW NORWELL | 68



**POSITION:** OFFENSIVE LINEMAN  
**HT:** 6-6 | **WT:** 340 | **DOB:** 10-25-1991  
**COLLEGE:** OHIO STATE  
**HOMETOWN:** CINCINNATI, OHIO  
**ACQ:** UFA (CAR)-'21  
**EXP:** 8th YEAR



## KEY TRANSACTIONS

- Originally signed by Carolina as an undrafted rookie on 5/16/14
- Signed as an unrestricted free agent by Jacksonville on 3/15/17

## PRO

### 2020 (Jaguars)

- Started all 13 games in which he appeared at left guard... Part of an offensive line that helped rookie RB James Robinson tally the most scrimmage yards (1,414), and the second-most rushing yards (1,070), by an undrafted rookie in NFL history... Placed on injured reserve on Nov. 28... Activated from injured reserve on Dec. 19

### 2019 (Jaguars)

- Started all 16 games at left guard... Part of an offensive line that helped RB Leonard Fournette gain 1,674 yards from scrimmage... Fournette became the only Jaguars player since 2011 to post at least 1,500 scrimmage yards in a single season

### 2018 (Jaguars)

- Appeared in 11 contests, starting each contest at left guard
- 9/9 at NYG:** Started at left guard and helped the team rush for 137 yards in his Jaguars debut

### 2017 (Panthers)

- Led an offensive line that paved the way for the NFL's fourth-ranked ground attack to rush for 2,102 yards (131.3 rushing yards per game)... Part of a unit that allowed 35 sacks on the season

### 2016 (Panthers)

- Started at left guard for the first time in his career and was the team's only offensive lineman to start all 16 games at the position in which he opened the season... Carolina boasted the 10th-ranked rushing attack and averaged 113.4 yards per game... Contributed to a Panthers offense that averaged a 31:44 time of possession, the third-highest mark in team history

### 2015 (Panthers)

- Started 13 regular season games and all three postseason contests, including Super Bowl 50 vs. Denver... Helped the team set a franchise-record and NFL-leading 500 points scored

### 2014 (Panthers)

- Opened holes for the Panthers to rank seventh in the NFL in rushing, including a league-leading 975 yards over the last five games

## COLLEGE

- Played in 50 games with 39 starts at Ohio State
- Three-time All-Big Ten Conference selection

## PERSONAL

- Attended Anderson (Cincinnati, Ohio) High School
- Started the Andrew Norwell Foundation which focuses on feeding children in Ohio, North Carolina and Florida
- Hosted 250 children from the Boys and Girls Club of Northeast Florida to a Thanksgiving feast during the 'Turkey Time With the O-Line' event in 2019
- Recently adopted a sheepadoodle puppy named Yogi the Bear with his wife, Brooke... The couple married during the 2021 offseason

## ANDREW NORWELL'S NFL REGULAR SEASON STATISTICS

DATE	TEAM	GP	GS
2014	Panthers	10	9
2015	Panthers	13	13
2016	Panthers	16	16
2017	Panthers	16	16
2018	Jaguars	11	11
2019	Jaguars	16	16
2020	Jaguars	11	11
<b>NFL TOTALS</b>		<b>93</b>	<b>92</b>



**ANDREW NORWELL'S NFL POSTSEASON STATISTICS**

DATE	TEAM	GP	GS
2014	Panthers	2	2
2015	Panthers	3	3
2017	Panthers	1	1
<b>NFL TOTALS</b>		<b>6</b>	<b>6</b>

**2020 GAME-BY-GAME REGULAR-SEASON STATISTICS (JAGUARS)**

DATE	OPPONENT	P/S		W/L	SCORE
09/13	Colts	S		W	27-20
09/20	at Titans	S		L	30-33
09/24	Dolphins	S		L	13-31
10/04	at Bengals	S		L	25-33
10/11	at Texans	S		L	14-30
10/18	Lions	S		L	16-34
10/25	at Chargers	S		L	29-39
11/08	Texans	S		L	25-27
11/15	at Packers	S		L	20-24
11/22	Steelers	S		L	3-27
11/29	Browns		INJURED RESERVE	L	25-27
12/06	at Vikings		INJURED RESERVE	L	24-27+
12/13	Titans		INJURED RESERVE	L	10-31
12/20	at Ravens	S		L	14-40
12/27	Bears		INJURED RESERVE	L	17-41
01/03	at Colts		INJURED RESERVE	L	14-28
<b>2020 TOTALS</b>		<b>11-11</b>		<b>1-15</b>	

+ - Overtime





# JAMES O'SHAUGHNESSY | 80



**POSITION:** TIGHT END  
**HT:** 6-4 | **WT:** 245 | **DOB:** 1-14-1992  
**COLLEGE:** ILLINOIS STATE  
**HOMETOWN:** NAPERVILLE, ILL.  
**ACQ:** W (N.E.)-'17  
**EXP:** 6th YEAR

@JOShaughnessy80  
 @joshoughnessy88

## KEY TRANSACTIONS

- Originally drafted by Kansas City in the fifth round (173rd overall) of the 2015 NFL Draft
- Traded to New England with a 2017 sixth-round draft selection (216th overall) in exchange for a 2017 fifth-round draft selection (183rd overall) on 4/29/17
- Claimed off waivers by Jacksonville on 9/3/17
- Re-signed by Jacksonville on 3/21/19

## PRO

### 2020 (Jaguars)

- Saw action in 15 games, making 13 starts, and recording a career-high 28 receptions for 262 yards (9.4 rec. avg.)
- **9/20 at TEN:** Started at tight end and recorded four receptions for 40 yards
- **12/6 at MIN:** Started at tight end, hauling in four receptions for 41 yards (10.3 rec. avg.)

### 2019 (Jaguars)

- Started in the first five games of the season before suffering a season-ending knee injury in Week 5 at Carolina... Totaled 14 receptions for 153 yards (10.9 rec. avg.) and two TDs
- **9/19 vs. TEN:** Started and caught two passes for 18 yards and one TD
- **9/29 at DEN:** Started and hauled in his only reception for an 18-yard TD, his second consecutive game with a receiving TD

### 2018 (Jaguars)

- Recorded career-highs in receptions (24) and receiving yards (214)
- **11/11 at IND:** Started and tied for the team-lead with five receptions for 46 yards, including a 4-yard reception from P Logan Cooke on a fake field goal, which set up RB Leonard Fournette's receiving TD

### 2017 (Jaguars)

- Appeared in all 16 games and recorded 14 receptions for 149 yards and one TD
- **12/3 vs. IND:** Recorded one reception for 29 yards on a fake punt from P Brad Nortman
- **12/24 at S.F.:** Recorded five receptions for 39 yards and his first career TD
- **1/14 at PIT:** Recorded one reception for 19 yards in the AFC Divisional round

### 2016 (Chiefs)

- Appeared in all 16 games, making three starts, and recorded two receptions

### 2015 (Chiefs)

- Appeared in seven games, making three starts and recorded six receptions for 87 yards... Was placed on injured reserve on 11/17/15

## COLLEGE

- Played in 49 games with 37 starts, totaling 67 receptions for 1,170 yards and 14 TDs
- Earned Second-Team All-Missouri Valley Football Conference honors as a senior after totaling 29 receptions for 544 yards and nine TDs

## PERSONAL

- Attended Naperville North (Ill.) High School
- Three-year letterman
- Engaged to Ava in the 2020 offseason

## JAMES O'SHAUGHNESSY'S NFL REGULAR SEASON RUSHING/RECEIVING STATISTICS

DATE	TEAM	GP	GS	RECEIVING					RUSHING				
				NO.	YDS.	AVG.	LG	TD	NO.	YDS.	AVG.	LG	TD
2015	Chiefs	7	3	6	87	14.5	30	0	0	0	0.0	0	0
2016	Chiefs	16	3	2	-1	-0.5	-1	0	0	0	0.0	0	0
2017	Jaguars	16	1	14	149	10.6	29	1	0	0	0.0	0	0
2018	Jaguars	14	9	24	214	8.9	17	0	0	0	0.0	0	0
2019	Jaguars	5	5	14	153	10.9	35	2	0	0	0.0	0	0
2020	Jaguars	15	13	28	262	9.4	26	0	0	0	0.0	0	0
<b>NFL TOTALS</b>		<b>73</b>	<b>34</b>	<b>88</b>	<b>864</b>	<b>9.8</b>	<b>35</b>	<b>3</b>	<b>0</b>	<b>0</b>	<b>0.0</b>	<b>0</b>	<b>0</b>



### JAMES O'SHAUGHNESSY'S NFL POSTSEASON RUSHING/RECEIVING STATISTICS

DATE	TEAM	GP	GS	RECEIVING					RUSHING				
				NO.	YDS.	AVG.	LG	TD	NO.	YDS.	AVG.	LG	TD
2015	Chiefs	0	0	0	0	0.0	0	0	0	0	0.0	0	0
2016	Chiefs	1	0	0	0	0.0	0	0	0	0	0.0	0	0
2017	Jaguars	3	2	2	23	11.5	19	0	0	0	0.0	0	0
<b>NFL TOTALS</b>		<b>4</b>	<b>2</b>	<b>2</b>	<b>23</b>	<b>11.5</b>	<b>19</b>	<b>0</b>	<b>0</b>	<b>0</b>	<b>0.0</b>	<b>0</b>	<b>0</b>

### JAMES O'SHAUGHNESSY'S NFL REGULAR SEASON RETURN STATISTICS

DATE	TEAM	KICKOFF RETURNS					PUNT RETURNS					
		RET.	YDS.	AVG.	LG	TD	NO.	FC	YDS.	AVG.	LG	TD
2015	Chiefs	0	0	0.0	0	0	0	0	0	0.0	0	0
2016	Chiefs	0	0	0.0	0	0	0	0	0	0.0	0	0
2017	Jaguars	0	0	0.0	0	0	0	0	0	0.0	0	0
2018	Jaguars	0	0	0.0	0	0	0	0	0	0.0	0	0
2019	Jaguars	0	0	0.0	0	0	0	0	0	0.0	0	0
2020	Jaguars	0	0	0.0	0	0	0	0	0	0.0	0	0
<b>NFL TOTALS</b>		<b>0</b>	<b>0</b>	<b>0.0</b>	<b>0</b>	<b>0</b>	<b>0</b>	<b>0</b>	<b>0</b>	<b>0.0</b>	<b>0</b>	<b>0</b>

### JAMES O'SHAUGHNESSY'S NFL POSTSEASON RETURN STATISTICS

DATE	TEAM	KICKOFF RETURNS					PUNT RETURNS					
		RET.	YDS.	AVG.	LG	TD	NO.	FC	YDS.	AVG.	LG	TD
2015	Chiefs	0	0	0.0	0	0	0	0	0	0.0	0	0
2016	Chiefs	0	0	0.0	0	0	0	0	0	0.0	0	0
2017	Jaguars	0	0	0.0	0	0	0	0	0	0.0	0	0
<b>NFL TOTALS</b>		<b>0</b>	<b>0</b>	<b>0.0</b>	<b>0</b>	<b>0</b>	<b>0</b>	<b>0</b>	<b>0</b>	<b>0.0</b>	<b>0</b>	<b>0</b>

#### SINGLE-GAME HIGHS: RECEIVING

**Receptions** 5 at Indianapolis Colts, Nov 11, 2018  
5 at San Francisco 49ers, Dec 24, 2017

**Receiving Yards** 57 at Carolina Panthers, Oct 06, 2019  
54 vs. Denver Broncos, Sep 17, 2015

**Longest Receptions** 35 at Carolina Panthers, Oct 06, 2019  
30 vs. Denver Broncos, Sep 17, 2015

**Receiving TDs** 1 at Denver Broncos, Sep 29, 2019  
1 vs. Tennessee Titans, Sep 19, 2019  
...1 more at 1.

**All-Purpose Yards** 57 at Carolina Panthers, Oct 06, 2019  
54 vs. Denver Broncos, Sep 17, 2015

**Special Teams Tackles** 2 vs. Denver Broncos, Dec 25, 2016  
1 at Dallas Cowboys, Oct 14, 2018  
...11 more at 1.

**Miscellaneous Tackles** 1 vs. Tennessee Titans, Dec 13, 2020  
1 at Minnesota Vikings, Dec 06, 2020  
...4 more at 1.

**Most TDs** 1 at Denver Broncos, Sep 29, 2019  
1 vs. Tennessee Titans, Sep 19, 2019  
...1 more at 1.

#### SINGLE-GAME HIGHS - POSTSEASON: RECEIVING

**Receptions** 1 at New England Patriots, Jan 21, 2018  
1 at Pittsburgh Steelers, Jan 14, 2018

**Receiving Yards** 19 at Pittsburgh Steelers, Jan 14, 2018  
4 at New England Patriots, Jan 21, 2018

**Longest Receptions** 19 at Pittsburgh Steelers, Jan 14, 2018  
4 at New England Patriots, Jan 21, 2018

**All-Purpose Yards** 19 at Pittsburgh Steelers, Jan 14, 2018  
4 at New England Patriots, Jan 21, 2018

**Special Teams Tackles** 1 vs. Pittsburgh Steelers, Jan 15, 2017

#### 2020 GAME-BY-GAME REGULAR-SEASON STATISTICS (JAGUARS)

DATE	OPPONENT	P/S	RECEIVING					RUSHING					W/L	SCORE
			NO.	YDS.	AVG.	LG	TD	NO.	YDS.	AVG.	LG	TD		
09/13	Colts	S	1	0	0.0	0	0	0	0	0.0	0	0	W	27-20
09/20	at Titans	S	4	40	10.0	13	0	0	0	0.0	0	0	L	30-33
09/24	Dolphins	S	3	29	9.7	12	0	0	0	0.0	0	0	L	13-31
10/04	at Bengals	S	1	26	26.0	26	0	0	0	0.0	0	0	L	25-33
10/11	at Texans	S	3	20	6.7	8	0	0	0	0.0	0	0	L	14-30
10/18	Lions	S	0	0	0.0	0	0	0	0	0.0	0	0	L	16-34
10/25	at Chargers	S	3	32	10.7	22	0	0	0	0.0	0	0	L	29-39
11/08	Texans	S	1	9	9.0	9	0	0	0	0.0	0	0	L	25-27
11/15	at Packers	S	0	0	0.0	0	0	0	0	0.0	0	0	L	20-24
11/22	Steelers							INACTIVE					L	3-27
11/29	Browns	P	2	17	8.5	10	0	0	0	0.0	0	0	L	25-27
12/06	at Vikings	S	4	41	10.3	24	0	0	0	0.0	0	0	L	24-27+
12/13	Titans	S	2	14	7.0	10	0	0	0	0.0	0	0	L	10-31
12/20	at Ravens	S	1	6	6.0	6	0	0	0	0.0	0	0	L	14-40
12/27	Bears	P	2	18	9.0	14	0	0	0	0.0	0	0	L	17-41
01/03	at Colts	S	1	10	10.0	10	0	0	0	0.0	0	0	L	14-28
<b>2020 TOTALS</b>		<b>15-13</b>	<b>28</b>	<b>262</b>	<b>9.4</b>	<b>26</b>	<b>0</b>	<b>0</b>	<b>0</b>	<b>0.0</b>	<b>0</b>	<b>0</b>	<b>1-15</b>	

+ - Overtime





# DARE OGUNBOWALE | 33



**POSITION:** RUNNING BACK  
**HT:** 5-10 | **WT:** 215 | **DOB:** 5-4-1994  
**COLLEGE:** WISCONSIN  
**HOMETOWN:** MILWAUKEE, WISC.  
**ACQ:** FA-'20  
**EXP:** 4th YEAR



@dareogunbowale

## KEY TRANSACTIONS

- Originally signed by Houston as an undrafted free agent on 4/30/17
- Signed by Tampa Bay to the practice squad on 11/30/17
- Signed by Washington to the practice squad on 12/13/17
- Signed by Tampa Bay on 4/2/18
- Signed by Tampa Bay to the practice squad on 10/29/18
- Signed by Jacksonville on 9/9/20

## PRO

### 2020 (Jaguars)

- Saw action in 14 games and started the last two of the season... Totaled 145 rushing yards on 32 carries (4.53 rush avg.) while adding 10 receptions for 54 yards (5.4 rec. avg.)... Also tied the team-lead with nine special teams tackles
- **12/27 vs. CHI:** Made his first career start at running back, rushing 14 times for 71 yards (5.1 rush avg.), including a career-long rush of 25 yards... Also recorded three receptions for 7 yards
- **1/3 at IND:** Recorded his second-consecutive start at running back, rushing 14 times for 50 yards (3.6 rush avg.) while hauling in four receptions for 22 yards (5.5 rec. avg.)

### 2019 (Buccaneers)

- Played in all 16 games for the first time in his career and posted his first career rushing attempts and receptions... Also served as the team's special teams captain

### 2018 (Buccaneers)

- Spent time on the practice squad in Tampa Bay before making his season debut on Nov. 18 at NYG

### 2017 (Washington Football Team)

- Played in two games in Washington and spent time in training camp with Houston and on the practice squads in Tampa Bay and Washington

## COLLEGE

- Played in four seasons in Madison, Wisc. after redshirting in 2012
- Rushed for 1,518 yards and 13 TDs in 49 career games... Also caught 60 passes for 507 yards and two TDs
- Began career as a walk-on defensive back before transitioning to running back in 2014

## PERSONAL

- Attended Marquette High School (Milwaukee, Wisc.)
- Son of Yolanda and Gregory
- Sister, Arike, played college basketball at Notre Dame, where she was named the Most Outstanding Player of the Irish's 2018 national title run after hitting game-winning baskets in both the Final Four semifinal and national championship games

## DARE OGUNBOWALE'S NFL REGULAR SEASON RUSHING/RECEIVING STATISTICS

DATE	TEAM	GP	GS	RUSHING					RECEIVING				
				NO.	YDS.	AVG.	LG	TD	NO.	YDS.	AVG.	LG	TD
2017	Texans	0	0	0	0	0.0	0	0	0	0	0.0	0	0
Went from Houston to Washington.													
2017	Washington	2	0	0	0	0.0	0	0	0	0	0.0	0	0
2017	TOTAL	2	0	0	0	0.0	0	0	0	0	0.0	0	0
2018	Buccaneers	2	0	0	0	0.0	0	0	0	0	0.0	0	0
2019	Buccaneers	16	0	11	17	1.5	12	2	35	286	8.2	21	0
2020	Jaguars	14	2	32	145	4.5	25	0	10	54	5.4	12	0
<b>NFL TOTALS</b>		<b>34</b>	<b>2</b>	<b>43</b>	<b>162</b>	<b>3.8</b>	<b>25</b>	<b>2</b>	<b>45</b>	<b>340</b>	<b>7.6</b>	<b>21</b>	<b>0</b>



**DARE OGUNBOWALE'S NFL REGULAR SEASON RETURN STATISTICS**

DATE	TEAM	KICKOFF RETURNS					PUNT RETURNS					
		RET.	YDS.	AVG.	LG	TD	NO.	FC	YDS.	AVG.	LG	TD
2017	Texans	0	0	0.0	0	0	0	0	0	0.0	0	0
Went from Houston to Washington.												
2017	Washington	0	0	0.0	0	0	0	0	0	0.0	0	0
2017	TOTAL	0	0	0.0	0	0	0	0	0	0.0	0	0
2018	Buccaneers	7	137	19.6	25	0	0	0	0	0.0	0	0
2019	Buccaneers	12	223	18.6	26	0	0	0	0	0.0	0	0
2020	Jaguars	0	6	0.0	6	0	0	0	0	0.0	0	0
<b>NFL TOTALS</b>		<b>19</b>	<b>366</b>	<b>19.3</b>	<b>26</b>	<b>0</b>	<b>0</b>	<b>0</b>	<b>0</b>	<b>0.0</b>	<b>0</b>	<b>0</b>

**SINGLE-GAME HIGHS: RUSHING/RECEIVING**

**Rush Attempts** 14 at Indianapolis Colts, Jan 03, 2021  
14 vs. Chicago Bears, Dec 27, 2020

**Rushing Yards** 71 vs. Chicago Bears, Dec 27, 2020

**Longest Runs** 50 at Indianapolis Colts, Jan 03, 2021  
25 vs. Chicago Bears, Dec 27, 2020  
17 at Baltimore Ravens, Dec 20, 2020

**Rushing TDs** 1 at Seattle Seahawks, Nov 03, 2019  
1 vs. Carolina Panthers, Oct 13, 2019

**Receptions** 5 vs. Indianapolis Colts, Dec 08, 2019  
4 at Indianapolis Colts, Jan 03, 2021  
...1 more at 4.

**Receiving Yards** 48 vs. Indianapolis Colts, Dec 08, 2019  
34 vs. Houston Texans, Dec 21, 2019

**Longest Receptions** 21 vs. Carolina Panthers, Oct 13, 2019  
19 vs. Houston Texans, Dec 21, 2019

**All-Purpose Yards** 137 at New York Giants, Nov 18, 2018  
108 vs. Houston Texans, Dec 21, 2019

**Kickoff Returns** 7 at New York Giants, Nov 18, 2018  
5 vs. Houston Texans, Dec 21, 2019

**Kickoff Return Yards** 137 at New York Giants, Nov 18, 2018  
74 vs. Houston Texans, Dec 21, 2019

**Longest Kickoff Return** 26 vs. Indianapolis Colts, Dec 08, 2019  
25 at New York Giants, Nov 18, 2018  
...1 more at 25.

**Special Teams Tackles** 2 at Green Bay Packers, Nov 15, 2020  
2 at Los Angeles Chargers, Oct 25, 2020  
...1 more at 2.

**Miscellaneous Tackles** 1 vs. Pittsburgh Steelers, Nov 22, 2020  
1 at Atlanta Falcons, Nov 24, 2019

**Most TDs** 1 at Seattle Seahawks, Nov 03, 2019  
1 vs. Carolina Panthers, Oct 13, 2019

**2020 GAME-BY-GAME REGULAR-SEASON STATISTICS (JAGUARS)**

DATE	OPPONENT	P/S	RUSHING					RECEIVING					W/L	SCORE	
			NO.	YDS.	AVG.	LG	TD	NO.	YDS.	AVG.	LG	TD			
09/13	Colts		ON INACTIVE LIST											W	27-20
09/20	at Titans	P	0	0	0.0	0	0	0	0	0.0	0	0	0	L	30-33
09/24	Dolphins	P	0	0	0.0	0	0	0	0	0.0	0	0	L	13-31	
10/04	at Bengals	P	0	0	0.0	0	0	0	0	0.0	0	0	L	25-33	
10/11	at Texans	P	0	0	0.0	0	0	0	0	0.0	0	0	L	14-30	
10/18	Lions	P	0	0	0.0	0	0	0	0	0.0	0	0	L	16-34	
10/25	at Chargers	P	0	0	0.0	0	0	0	0	0.0	0	0	L	29-39	
11/08	Texans	P	0	0	0.0	0	0	0	0	0.0	0	0	L	25-27	
11/15	at Packers	P	0	0	0.0	0	0	1	5	5.0	5	0	L	20-24	
11/22	Steelers	P	0	0	0.0	0	0	0	0	0.0	0	0	L	3-27	
11/29	Browns		INACTIVE											L	25-27
12/06	at Vikings	P	2	7	3.5	4	0	0	0	0.0	0	0	L	24-27+	
12/13	Titans	P	0	0	0.0	0	0	1	12	12.0	12	0	L	10-31	
12/20	at Ravens	P	2	17	8.5	17	0	1	8	8.0	8	0	L	14-40	
12/27	Bears	S	14	71	5.1	25	0	3	7	2.3	6	0	L	17-41	
01/03	at Colts	S	14	50	3.6	11	0	4	22	5.5	11	0	L	14-28	
<b>2020 TOTALS</b>		<b>14-2</b>	<b>32</b>	<b>145</b>	<b>4.5</b>	<b>25</b>	<b>0</b>	<b>10</b>	<b>54</b>	<b>5.4</b>	<b>12</b>	<b>0</b>	<b>1-15</b>		

+ - Overtime






# DEVINE OZIGBO | 22



**POSITION:** RUNNING BACK  
**HT:** 6-2 | **WT:** 230 | **DOB:** 2-10-1996  
**COLLEGE:** NEBRASKA  
**HOMETOWN:** SACHSE, TEXAS  
**ACQ:** W (N.O.)-'19  
**EXP:** 3rd YEAR

 @trulydevine\_22

## KEY TRANSACTIONS

- Originally signed by New Orleans as an undrafted rookie on 5/6/19
- Claimed off waivers by Jacksonville on 9/1/19

## PRO

### 2020 (Jaguars)

- Saw action in eight games on the season, rushing once for 1 yard and hauling in nine receptions for 42 yards (4.7 rec. avg.)... Also recorded three tackles on special teams... Placed on injured reserve on Sept. 10... Designated for return on Oct. 14... Signed to the active 53-man roster on Oct. 24
- 10/25 at LAC:** Saw action on special teams in season debut and posted two special teams tackles
- 12/13 vs. TEN:** Saw action at running back and hauled in a career-best four receptions for 30 yards (7.5 rec. avg.)

### 2019 (Jaguars)

- Appeared in 10 games during his rookie campaign, rushing nine times for 27 yards while hauling in three receptions for 23 yards... Spent the offseason with New Orleans before being claimed off waivers by Jacksonville prior to Week 1
- 10/6 at CAR:** Appeared in his first career NFL game, seeing action on special teams
- 11/3 vs. HOU:** Saw action on offense and special teams, collecting his first career special teams tackle

## COLLEGE

- Was a three-year starter for Nebraska, playing in 41 games with 20 starts and finishing his college career with 419 carries for 2,196 yards (5.2 avg.) and 21 TDs, while also adding 49 receptions for 488 yards (10.0 avg.)
- In 2018, appeared in 12 games and was Nebraska's leading rusher with 155 carries for 1,082 yards (7.0 avg.) and 12 rushing TDs, earning Third-Team All-Big Ten recognition
- Appeared in 10 games in 2017 and was Nebraska's leading rusher with 129 carries for 493 yards (3.8 avg.) and three TDs, earning Honorable-Mention All-Big Ten honors

## PERSONAL

- Attended Sachse (Texas) High School where he earned First-Team All-District 11 honors in the 5A ranks for his outstanding play as a senior
- Ranked among the nation's top 60 running backs by Rivals.com, 247 Sports and ESPN
- Participated in track, helping the school earn a top-five district finish in 2014

## DEVINE OZIGBO'S NFL REGULAR SEASON RUSHING/RECEIVING STATISTICS

DATE	TEAM	RUSHING								RECEIVING				
		GP	GS	NO.	YDS.	AVG.	LG	TD	NO.	YDS.	AVG.	LG	TD	
2019	Jaguars	10	0	9	27	3.0	9	0	3	23	7.7	12	0	
2020	Jaguars	8	0	1	1	1.0	1	0	9	42	4.7	12	0	
<b>NFL TOTALS</b>		<b>18</b>	<b>0</b>	<b>10</b>	<b>28</b>	<b>2.8</b>	<b>9</b>	<b>0</b>	<b>12</b>	<b>65</b>	<b>5.4</b>	<b>12</b>	<b>0</b>	

## DEVINE OZIGBO'S NFL REGULAR SEASON RETURN STATISTICS

DATE	TEAM	KICKOFF RETURNS					PUNT RETURNS					
		RET.	YDS.	AVG.	LG	TD	NO.	FC	YDS.	AVG.	LG	TD
2019	Jaguars	0	0	0.0	0	0	0	0	0	0.0	0	0
2020	Jaguars	0	0	0.0	0	0	0	0	0	0.0	0	0
<b>NFL TOTALS</b>		<b>0</b>	<b>0</b>	<b>0.0</b>	<b>0</b>	<b>0</b>	<b>0</b>	<b>0</b>	<b>0</b>	<b>0.0</b>	<b>0</b>	<b>0</b>

## SINGLE-GAME HIGHS: RUSHING/RECEIVING

**Rush Attempts** 9 vs. Indianapolis Colts, Dec 29, 2019  
 1 vs. Chicago Bears, Dec 27, 2020

**Rushing Yards** 27 vs. Indianapolis Colts, Dec 29, 2019  
 1 vs. Chicago Bears, Dec 27, 2020

**Longest Runs** 9 vs. Indianapolis Colts, Dec 29, 2019  
 7 vs. Indianapolis Colts, Dec 29, 2019

**Receptions** 4 vs. Tennessee Titans, Dec 13, 2020  
 3 vs. Pittsburgh Steelers, Nov 22, 2020  
 ...1 more at 3.

**Receiving Yards** 30 vs. Tennessee Titans, Dec 13, 2020  
 23 vs. Indianapolis Colts, Dec 29, 2019

**Longest Receptions** 12 vs. Tennessee Titans, Dec 13, 2020  
 12 vs. Tennessee Titans, Dec 13, 2020  
 ...1 more at 12.

**All-Purpose Yards** 50 vs. Indianapolis Colts, Dec 29, 2019  
 30 vs. Tennessee Titans, Dec 13, 2020

**Special Teams Tackles** 1 vs. Cleveland Browns, Nov 29, 2020  
 1 at Los Angeles Chargers, Oct 25, 2020  
 ...2 more at 1.




**2020 GAME-BY-GAME REGULAR-SEASON STATISTICS (JAGUARS)**

DATE	OPPONENT	P/S	RUSHING					RECEIVING					W/L	SCORE
			NO.	YDS.	AVG.	LG	TD	NO.	YDS.	AVG.	LG	TD		
09/13	Colts												W	27-20
09/20	at Titans												L	30-33
09/24	Dolphins												L	13-31
10/04	at Bengals												L	25-33
10/11	at Texans												L	14-30
10/18	Lions												L	16-34
10/25	at Chargers	P	0	0	0.0	0	0	0	0	0.0	0	0	L	29-39
11/08	Texans												L	25-27
11/15	at Packers												L	20-24
11/22	Steelers	P	0	0	0.0	0	0	3	5	1.7	3	0	L	3-27
11/29	Browns	P	0	0	0.0	0	0	0	0	0.0	0	0	L	25-27
12/06	at Vikings	P	0	0	0.0	0	0	0	0	0.0	0	0	L	24-27+
12/13	Titans	P	0	0	0.0	0	0	4	30	7.5	12	0	L	10-31
12/20	at Ravens	P	0	0	0.0	0	0	1	4	4.0	4	0	L	14-40
12/27	Bears	P	1	1	1.0	1	0	1	3	3.0	3	0	L	17-41
01/03	at Colts	P	0	0	0.0	0	0	0	0	0.0	0	0	L	14-28
<b>2020 TOTALS</b>		<b>8-0</b>	<b>1</b>	<b>1</b>	<b>1.0</b>	<b>1</b>	<b>0</b>	<b>9</b>	<b>42</b>	<b>4.7</b>	<b>12</b>	<b>0</b>	<b>1-15</b>	

+ - Overtime







# SHAQUILLE QUARTERMAN | 50



**POSITION:** LINEBACKER  
**HT:** 6-0 | **WT:** 240 | **DOB:** 10-28-1997  
**COLLEGE:** MIAMI (FLA.)  
**HOMETOWN:** ORANGE PARK, FLA.  
**ACQ:** D4B-'20  
**EXP:** 2nd YEAR

@OgBoobie\_Shaq

## KEY TRANSACTIONS

- Originally drafted by Jacksonville in the fourth round (140th overall) of the 2020 draft

## PRO

### 2020 (Jaguars)

- Saw action in 12 games during his rookie campaign, playing primarily on special teams and posting five special teams tackles... Placed on injured reserve on Nov. 7 with a knee injury... Activated from injured reserve on Dec. 5
- 9/13 vs. IND:** Saw 13 snaps on special teams in NFL debut
- 10/4 at CIN:** Saw action on special teams and tallied one special teams tackle

## COLLEGE

- Only player in Miami (Fla.) history to start 52 games without missing a single start
- Finished his career with 356 tackles, which ranks ninth place in Miami (Fla.) history... Totaled 46.5 tackles for loss, 13.0 sacks, 13 passes defended, five fumble recoveries, five fumble recoveries and one INT
- Named to the All-ACC team all four seasons, including earning First-Team honors as a junior and a senior

## PERSONAL

- Attended Oakleaf (Orange Park, Fla.) High School, which is fewer than 25 miles from TIAA Bank Field
- Considers former Miami Hurricanes (and Panthers/Giants) LB Jon Beason his mentor
- Played Pop Warner football for the Orange Park Pee Wee Cyclones
- Was gathered with family in Jacksonville when he was drafted by the Jaguars
- Big fan of battle rap

### SHAQUILLE QUARTERMAN'S NFL REGULAR SEASON DEFENSIVE STATISTICS

DATE	TEAM	GP	TACKLES							INTERCEPTIONS					O. FUMB			ST				MISC													
			GS	TK	S	A	TFL	YDS	SK	YDS	QBH	NO	YDS	LG	TD	PD	FF	FR	YDS	TK	S	A	FF	FR	S	A									
2020	Jaguars	12	0	0	0	0	0	0	0.0	0.0	0	0	0	0	0	0	0	0	0	0	0	0	0	0	0	0	0	0	6	4	2	0	0	0	0
<b>NFL TOTALS</b>		<b>12</b>	<b>0</b>	<b>0</b>	<b>0</b>	<b>0</b>	<b>0</b>	<b>0</b>	<b>0.0</b>	<b>0.0</b>	<b>0</b>	<b>0</b>	<b>0</b>	<b>0</b>	<b>0</b>	<b>0</b>	<b>0</b>	<b>0</b>	<b>0</b>	<b>0</b>	<b>0</b>	<b>0</b>	<b>0</b>	<b>0</b>	<b>0</b>	<b>0</b>	<b>0</b>	<b>6</b>	<b>4</b>	<b>2</b>	<b>0</b>	<b>0</b>	<b>0</b>	<b>0</b>	

### SINGLE-GAME HIGHS: DEFENSIVE

#### Special Teams Tackles

2 at Minnesota Vikings, Dec 06, 2020  
2 at Tennessee Titans, Sep 20, 2020

### 2020 GAME-BY-GAME REGULAR-SEASON STATISTICS (JAGUARS)

DATE	OPPONENT	P/S	TACKLES							INTERCEPTIONS					O. FUMB			ST				MISC		SCORE									
			TK	S	A	SK	YDS	TFL	YDS	QBH	NO	YDS	LG	TD	PD	FF	FR	YDS	TK	S	A	FF	FR		S	A	W/L						
09/13	Colts	P	0	0	0	0.0	0.0	0	0	0	0	0	0	0	0	0	0	0	0	0	0	0	0	0	0	0	0	0	0	0	0	W	27-20
09/20	at Titans	P	0	0	0	0.0	0.0	0	0	0	0	0	0	0	0	0	0	0	0	0	0	0	0	0	0	0	0	0	0	0	0	L	30-33
09/24	Dolphins	P	0	0	0	0.0	0.0	0	0	0	0	0	0	0	0	0	0	0	0	0	0	0	0	0	0	0	0	0	0	0	0	L	13-31
10/04	at Bengals	P	0	0	0	0.0	0.0	0	0	0	0	0	0	0	0	0	0	0	0	0	0	0	0	0	0	0	0	0	0	0	0	L	25-33
10/11	at Texans	P	0	0	0	0.0	0.0	0	0	0	0	0	0	0	0	0	0	0	0	0	0	0	0	0	0	0	0	0	0	0	0	L	14-30
10/18	Lions	P	0	0	0	0.0	0.0	0	0	0	0	0	0	0	0	0	0	0	0	0	0	0	0	0	0	0	0	0	0	0	0	L	16-34
10/25	at Chargers	P	0	0	0	0.0	0.0	0	0	0	0	0	0	0	0	0	0	0	0	0	0	0	0	0	0	0	0	0	0	0	0	L	29-39
11/08	Texans																															L	25-27
11/15	at Packers																															L	20-24
11/22	Steelers																															L	3-27
11/29	Browns																															L	25-27
12/06	at Vikings	P	0	0	0	0.0	0.0	0	0	0	0	0	0	0	0	0	0	0	0	0	0	0	0	0	0	0	0	0	0	0	0	L	24-27+
12/13	Titans																															L	10-31
12/20	at Ravens																															L	14-40
12/27	Bears	P	0	0	0	0.0	0.0	0	0	0	0	0	0	0	0	0	0	0	0	0	0	0	0	0	0	0	0	0	0	0	L	17-41	
01/03	at Colts	P	0	0	0	0.0	0.0	0	0	0	0	0	0	0	0	0	0	0	0	0	0	0	0	0	0	0	0	0	0	0	L	14-28	
<b>2020 TOTALS</b>		<b>10-0</b>	<b>0</b>	<b>0</b>	<b>0</b>	<b>0.0</b>	<b>0.0</b>	<b>0</b>	<b>0</b>	<b>0</b>	<b>0</b>	<b>0</b>	<b>0</b>	<b>0</b>	<b>0</b>	<b>0</b>	<b>0</b>	<b>0</b>	<b>0</b>	<b>0</b>	<b>0</b>	<b>0</b>	<b>0</b>	<b>0</b>	<b>0</b>	<b>0</b>	<b>0</b>	<b>0</b>	<b>0</b>	<b>0</b>	<b>0</b>	<b>1-15</b>	

+ - Overtime







# WILL RICHARDSON JR. | 76



**POSITION:** OFFENSIVE LINEMAN  
**HT:** 6-6 | **WT:** 320 | **DOB:** 1-4-1996  
**COLLEGE:** NORTH CAROLINA STATE  
**HOMETOWN:** BURLINGTON, N.C.  
**ACQ:** D4-'18  
**EXP:** 4th YEAR

 @Will\_MadlyLoved

 @Will\_MadlyLoved

## KEY TRANSACTIONS

- Originally drafted by Jacksonville in the fourth round (129th overall) of the 2018 draft

## PRO

### 2020 (Jaguars)

- Saw action in all 16 games this season, appearing on offense and special teams... Part of an offensive line that helped rookie RB James Robinson tally the most scrimmage yards (1,414) and the second-most rushing yards (1,070) by an undrafted rookie in NFL history

### 2019 (Jaguars)

- Saw action in 15 games, starting two at left tackle for injured OL Cam Robinson during Weeks 1-2
- 9/8 vs. K.C.:** Made his NFL debut with a start at left tackle
- 10/6 at CAR:** Saw 45 snaps at right guard helping RB Leonard Fournette eclipse the 100-yard mark in back-to-back games for the first time since Fournette's rookie season in 2017

### 2018 (Jaguars)

- Inactive for the first five games of the season, before being active in Week 6 but not playing... Placed on injured reserve on Oct. 20

## COLLEGE

- Appeared in 34 games with 32 starts at offensive tackle for the Wolfpack
- Started all 11 games and was named Second-Team All-ACC by the league and the Atlantic Coast Sports Media Association in 2017 and was part of an offensive line that ranked second in the Power 5 in sacks allowed
- Did not allow a sack during his senior season in 2017

## PERSONAL

- Attended Cummings (Burlington, N.C.) High School, where he was a two-time Burlington Times-News All-Region Selection
- Special talents includes beat boxing
- Started a podcast in the Summer of 2020 called "The Sideline Story" and has interviewed several teammates

## WILL RICHARDSON JR.'S NFL REGULAR SEASON STATISTICS

DATE	TEAM	GP	GS
2018	Jaguars	0	0
2019	Jaguars	15	2
2020	Jaguars	16	1
<b>NFL TOTALS</b>		<b>31</b>	<b>3</b>

## 2020 GAME-BY-GAME REGULAR-SEASON STATISTICS (JAGUARS)

DATE	OPPONENT	P/S	W/L	SCORE
09/13	Colts	P	W	27-20
09/20	at Titans	P	L	30-33
09/24	Dolphins	P	L	13-31
10/04	at Bengals	P	L	25-33
10/11	at Texans	P	L	14-30
10/18	Lions	P	L	16-34
10/25	at Chargers	P	L	29-39
11/08	Texans	P	L	25-27
11/15	at Packers	P	L	20-24
11/22	Steelers	P	L	3-27
11/29	Browns	P	L	25-27
12/06	at Vikings	P	L	24-27+
12/13	Titans	P	L	10-31
12/20	at Ravens	P	L	14-40
12/27	Bears	S	L	17-41
01/03	at Colts	P	L	14-28
<b>2020 TOTALS</b>		<b>16-1</b>	<b>1-15</b>	

+ - Overtime





# ROY ROBERTSON-HARRIS | 95



**POSITION:** DEFENSIVE LINEMAN

**HT:** 6-5 | **WT:** 290 | **DOB:** 7-23-1993

**COLLEGE:** TEXAS-EL PASO

**HOMETOWN:** OAKLAND, CALIF.

**ACQ:** UFA (CHI)-'21

**EXP:** 6th YEAR

@BigXander95

@bigxander95

## KEY TRANSACTIONS

- Originally signed by Chicago as an undrafted free agent on 5/9/16
- Signed by Jacksonville as an unrestricted free agent on 3/17/21

## PRO

### 2020 (Bears)

- Started the first four games along the defensive front
- 9/13 vs. DET:** Recorded two QBHs in the win over the Lions
- Was placed on Injured Reserve prior to Week 10

### 2019 (Bears)

- Appeared in 15 games with seven starts, recording 30 tackles, 2.5 sacks, three pass defenses and three tackles for loss
- 9/5 vs. GB:** Posted three tackles, 1.0 sack, two tackles for loss and three quarterback hits
- 9/29 vs. MIN:** Had three tackles, 1.5 sacks for minus-13 yards and two quarterback hits

### 2018 (Bears)

- Appeared in 16 games, recording 20 tackles, 3.0 sacks, two passes defended
- 9/9 at GB:** Had 1.0 sack in the opener
- 1/6/19 vs. PHI:** Appeared as a reserve in Wild Card playoff game

### 2017 (Bears)

- Appeared in 13 games as a reserve, recording 12 tackles, 2.0 sacks, two tackles for loss, one pass defended, one fumble recovery and one special teams tackle

## COLLEGE

- Tallied 138 career tackles, 25 tackles for loss, 10.5 sacks and nine pass breakups in four seasons at UTEP (2012-15)

## PERSONAL

- Attended South Grand Prairie High School
- Cousin, Carl Nicks, played for the New Orleans Saints and Tampa Bay Buccaneers and was a two-time Pro Bowler
- Multidisciplinary studies major at UTEP

### ROY ROBERTSON-HARRIS' NFL REGULAR SEASON DEFENSIVE STATISTICS

DATE	TEAM	GP	GS	TACKLES					INTERCEPTIONS					O. FUMB			ST			MISC						
				TK	S	A	TFL	YDS	SK	YDS	QBH	NO	YDS	LG	TD	PD	FF	FR	YDS	TK	S	A	FF	FR	S	A
2017	Bears	13	0	12	7	5	2	7	2.0	7.0	4	0	0	0	0	1	0	0	0	1	1	0	0	1	0	0
2018	Bears	16	0	22	10	12	3	22	3.0	25.0	11	0	0	0	0	2	0	0	0	0	0	0	0	0	0	0
2019	Bears	15	7	30	22	8	3	21	2.5	23.5	10	0	0	0	0	3	0	0	0	0	0	0	0	0	0	0
2020	Bears	8	6	10	7	3	1	5	0.0	0.0	5	0	0	0	0	0	0	0	0	0	0	0	0	0	0	0
<b>NFL TOTALS</b>		<b>52</b>	<b>13</b>	<b>74</b>	<b>46</b>	<b>28</b>	<b>9</b>	<b>55</b>	<b>7.5</b>	<b>55.5</b>	<b>30</b>	<b>0</b>	<b>0</b>	<b>0</b>	<b>0</b>	<b>6</b>	<b>0</b>	<b>0</b>	<b>0</b>	<b>1</b>	<b>1</b>	<b>0</b>	<b>0</b>	<b>1</b>	<b>0</b>	<b>0</b>

### ROY ROBERTSON-HARRIS' NFL POSTSEASON DEFENSIVE STATISTICS

DATE	TEAM	GP	GS	TACKLES					INTERCEPTIONS					O. FUMB			ST			MISC						
				TK	S	A	TFL	YDS	SK	YDS	QBH	NO	YDS	LG	TD	PD	FF	FR	YDS	TK	S	A	FF	FR	S	A
2018	Bears	1	0	0	0	0	0	0	0.0	0.0	0	0	0	0	0	0	0	0	0	0	0	0	0	0	0	0
2020	Bears	0	0	0	0	0	0	0	0.0	0.0	0	0	0	0	0	0	0	0	0	0	0	0	0	0	0	0
<b>NFL TOTALS</b>		<b>1</b>	<b>0</b>	<b>0</b>	<b>0</b>	<b>0</b>	<b>0</b>	<b>0</b>	<b>0.0</b>	<b>0.0</b>	<b>0</b>	<b>0</b>	<b>0</b>	<b>0</b>	<b>0</b>	<b>0</b>	<b>0</b>	<b>0</b>	<b>0</b>	<b>0</b>	<b>0</b>	<b>0</b>	<b>0</b>	<b>0</b>	<b>0</b>	<b>0</b>

### SINGLE-GAME HIGHS: DEFENSIVE

<b>Total Tackles</b>	5 at Los Angeles Rams, Nov 17, 2019 4 at Oakland Raiders, Oct 06, 2019 ...2 more at 4.	<b>Tackles For Loss</b>	2 vs. Green Bay Packers, Sep 05, 2019 1 at Los Angeles Rams, Oct 26, 2020 ...6 more at 1.
<b>Sacks</b>	1.5 vs. Minnesota Vikings, Sep 29, 2019 1.0 vs. Green Bay Packers, Sep 05, 2019 ...4 more at 1.0.	<b>Special Teams Tackles</b>	1 at Baltimore Ravens, Oct 15, 2017
<b>Passes Defensed</b>	1 at Detroit Lions, Nov 28, 2019 1 at Philadelphia Eagles, Nov 03, 2019 ...4 more at 1.	<b>Special Teams Fumble Recoveries</b>	1 vs. Atlanta Falcons, Sep 10, 2017



**2020 GAME-BY-GAME REGULAR-SEASON STATISTICS (BEARS)**

DATE	OPPONENT	P/S	TACKLES							INTERCEPTIONS					O. FUMB			ST				MISC		W/L	SCORE		
			TK	S	A	SK	YDS	TFL	YDS	QBH	NO	YDS	LG	TD	PD	FF	FR	YDS	TK	S	A	FF	FR			S	A
09/13	at Lions	S	1	1	0	0.0	0.0	0	0	0	2	0	0	0	0	0	0	0	0	0	0	0	0	0	0	W	27-23
09/20	Giants	S	1	1	0	0.0	0.0	0	0	0	0	0	0	0	0	0	0	0	0	0	0	0	0	0	0	W	17-13
09/27	at Falcons	S	2	1	1	0.0	0.0	0	0	1	0	0	0	0	0	0	0	0	0	0	0	0	0	0	W	30-26	
10/04	Colts	S	1	1	0	0.0	0.0	0	0	0	0	0	0	0	0	0	0	0	0	0	0	0	0	0	L	11-19	
10/08	Buccaneers	P	2	1	1	0.0	0.0	0	0	1	0	0	0	0	0	0	0	0	0	0	0	0	0	0	W	20-19	
10/18	at Panthers	P	1	1	0	0.0	0.0	0	0	0	0	0	0	0	0	0	0	0	0	0	0	0	0	0	W	23-16	
10/26	at Rams	S	1	1	0	0.0	0.0	1	5	1	0	0	0	0	0	0	0	0	0	0	0	0	0	0	L	10-24	
11/01	Saints	S	1	0	1	0.0	0.0	0	0	0	0	0	0	0	0	0	0	0	0	0	0	0	0	0	L	23-26+	
11/08	at Titans										ON INACTIVE LIST													L	17-24		
11/16	Vikings										INJURED RESERVE													L	13-19		
11/29	at Packers										INJURED RESERVE													L	25-41		
12/06	Lions										INJURED RESERVE													L	30-34		
12/13	Texans										INJURED RESERVE													W	36-7		
12/20	at Vikings										INJURED RESERVE													W	33-27		
12/27	at Jaguars										INJURED RESERVE													W	41-17		
01/03	Packers										INJURED RESERVE													L	16-35		
<b>2020 TOTALS</b>			<b>8-6</b>	<b>10</b>	<b>7</b>	<b>3</b>	<b>0.0</b>	<b>0.0</b>	<b>1</b>	<b>5</b>	<b>5</b>	<b>0</b>	<b>0</b>	<b>0</b>	<b>0</b>	<b>0</b>	<b>0</b>	<b>0</b>	<b>0</b>	<b>0</b>	<b>0</b>	<b>0</b>	<b>0</b>	<b>0</b>	<b>0</b>	<b>8-8</b>	

+ - Overtime

**2020 GAME-BY-GAME POSTSEASON STATISTICS (BEARS)**

DATE	OPPONENT	P/S	TACKLES							INTERCEPTIONS					O. FUMB			ST				MISC		W/L	SCORE	
			TK	S	A	SK	YDS	TFL	YDS	QBH	NO	YDS	LG	TD	PD	FF	FR	YDS	TK	S	A	FF	FR			S
01/10	at Saints										INJURED RESERVE													L	9-21	
<b>2020 TOTALS</b>			<b>0</b>	<b>0</b>	<b>0</b>	<b>0.0</b>	<b>0.0</b>	<b>0</b>	<b>0</b>	<b>0</b>	<b>0</b>	<b>0</b>	<b>0</b>	<b>0</b>	<b>0</b>	<b>0</b>	<b>0</b>	<b>0</b>	<b>0</b>	<b>0</b>	<b>0</b>	<b>0</b>	<b>0</b>	<b>0</b>	<b>0</b>	<b>0-1</b>







# CAM ROBINSON | 74



**POSITION:** OFFENSIVE LINEMAN  
**HT:** 6-6 | **WT:** 335 | **DOB:** 10-9-1995  
**COLLEGE:** ALABAMA  
**HOMETOWN:** WEST MONROE, LA.  
**ACQ:** D2-'17  
**EXP:** 5th YEAR

 @crobinson\_68

 @\_crob68

## KEY TRANSACTIONS

- Originally drafted by Jacksonville in the second round (34th overall) of the 2017 draft on choice obtained from Seattle for Jaguars' second-round (35th) and sixth-round (187th overall) picks
- Jacksonville placed the franchise tag on Robinson on 3/9/21

## PRO

### 2020 (Jaguars)

- Started all 16 games in which he appeared at left tackle... Part of an offensive line that helped rookie RB James Robinson tally the most scrimmage yards (1,414) and the second-most rushing yards (1,070) by an undrafted rookie in NFL history
- 9/20 at TEN:** Started at left tackle and helped the team rush for 165 yards

### 2019 (Jaguars)

- Saw action and started in 14 games at left tackle after missing the first two weeks of the season with a knee injury... Part of an offensive line that helped RB Leonard Fournette gain 1,674 yards from scrimmage... Fournette became the only Jaguars player since 2011 to post at least 1,500 scrimmage yards in a single season... Winner of the 2019 Ed Block Courage Award
- 9/29 at DEN:** Started and aided in RB Leonard Fournette's career-high 225 yards rushing and an average of 7.1 yards per carry... The team finished with 269 total net rushing yards, the second-most in franchise history
- 10/6 at CAR:** Started at left tackle, helping RB Leonard Fournette eclipse the 100-yard mark in back-to-back games for the first time since Fournette's rookie season in 2017

### 2018 (Jaguars)

- Started in the first two games of the season before having his 2018 campaign end early due to a knee injury

### 2017 (Jaguars)

- Part of an offensive line that helped the team lead the league in rushing for the first time in franchise history and allowed a franchise-low 24 sacks
- 9/10 at HOU:** Made his NFL debut and started at left tackle and helped pave the way for the team to rush for 155 yards... Did not allow a sack
- 1/14 at PIT:** Started and helped the team rush for 164 yards and did not allow a sack

## COLLEGE

- Started all 43 games at left tackle during his three seasons in Tuscaloosa
- Paved the way for 28 100-yard rushing performances
- Unanimous All-American and Outland Trophy winner, given annually to the nation's top interior lineman on offense or defense, in 2015
- Named First-Team All-SEC by both the conference coaches and the Associated Press
- Earned Freshman All-American honors by Sporting News and the Football Writers Association of America

## PERSONAL

- Played at West Monroe (Louisiana) High School for Head Coach Jerry Arledge
- First-Team All-USA selection by the USA Today
- Rated as the No. 2 player in the nation by Scout.com
- ESPN rated him the No. 1 offensive tackle, No. 2 player in the state and No. 2 prospect in the ESPN 300

## CAM ROBINSON'S NFL REGULAR SEASON STATISTICS

DATE	TEAM	GP	GS
2017	Jaguars	15	15
2018	Jaguars	2	2
2019	Jaguars	14	14
2020	Jaguars	16	16
<b>NFL TOTALS</b>		<b>47</b>	<b>47</b>

## CAM ROBINSON'S NFL POSTSEASON STATISTICS

DATE	TEAM	GP	GS
2017	Jaguars	3	3
<b>NFL TOTALS</b>		<b>3</b>	<b>3</b>



**2020 GAME-BY-GAME REGULAR-SEASON STATISTICS (JAGUARS)**

DATE	OPPONENT	P/S	W/L	SCORE
09/13	Colts	S	W	27-20
09/20	at Titans	S	L	30-33
09/24	Dolphins	S	L	13-31
10/04	at Bengals	S	L	25-33
10/11	at Texans	S	L	14-30
10/18	Lions	S	L	16-34
10/25	at Chargers	S	L	29-39
11/08	Texans	S	L	25-27
11/15	at Packers	S	L	20-24
11/22	Steelers	S	L	3-27
11/29	Browns	S	L	25-27
12/06	at Vikings	S	L	24-27+
12/13	Titans	S	L	10-31
12/20	at Ravens	S	L	14-40
12/27	Bears	S	L	17-41
01/03	at Colts	S	L	14-28
<b>2020 TOTALS</b>		<b>16-16</b>		<b>1-15</b>

+ - Overtime





# JAMES ROBINSON | 30



**POSITION:** RUNNING BACK  
**HT:** 5-9 | **WT:** 220 | **DOB:** 8-9-1998  
**COLLEGE:** ILLINOIS STATE  
**HOMETOWN:** ROCKFORD, ILL.  
**ACQ:** FA-'20  
**EXP:** 2nd YEAR

@Robinson\_james

@james\_robinson25

## KEY TRANSACTIONS

- Originally signed by Jacksonville as a rookie free agent on 4/28/20

## PRO

### 2020 (Jaguars)

- His 1,414 scrimmage yards are the most scrimmage yards by an undrafted rookie in NFL history while his 1,070 rushing yards rank second
- Became the fourth undrafted rookie, and the fastest to do so, to total 1,000 rushing yards in NFL history
- 9/13 vs. IND:** Became the first undrafted rookie running back to start on Kickoff Weekend since 1990... Rushed 16 times for 62 yards and added one reception for 28 yards... His 90 scrimmage yards were the sixth-most ever by an undrafted rookie on Kickoff Weekend
- 9/20 at TEN:** Rushed 16 times for 102 yards (6.4 avg.) and his first NFL TD... Added three receptions for 18 yards... Became the second undrafted rookie since 1988 to post at least 100 scrimmage yards and a rushing TD in his first or second career game (Colts RB James Munro, 11/10/02)
- 10/25 at LAC:** Posted 137 scrimmage yards (119 rushing, 18 receiving), one rushing TD and one receiving TD, including a 4-yard TD run and a 9-yard TD catch
- 11/29 vs. CLE:** Started at running back and produced his fourth 100-yard rushing game of the season, amassing 128 yards on 22 attempts (5.82 rush avg.) and one TD... Added five receptions for 31 yards

## COLLEGE

- Played in 46 games and finished career ranked No. 2 in the ISU record books in rushing yards (4,444), rushing TDs (44), all-purpose yards (5,218) and total TDs scored (46)
- Accumulated 136 total yards (80 rushing, 56 receiving) at the East-West Shrine Bowl, including a 63-yard rushing TD
- Named a consensus First-Team FCS All-American after leading the MVFC in rushing yards (1,899), yards per game (126.6) and TDs (16) in 2019
- Named Phil Steele First-Team All-American selection in 2018 after leading the MVC with 1,290 rushing yards and scoring 13 TDs
- Played in 11 games with the Redbirds in 2017 and ranked second in the MVFC and No. 11 in the FCS in rushing TDs (12) and third in the MVFC in yards (933)
- Appeared in nine games as a freshman, making two starts and rushed for 322 yards

## PERSONAL

- Four-year starter at Lutheran (Rockford, Ill.) High School, where he was also a standout in basketball

### JAMES ROBINSON'S NFL REGULAR SEASON RUSHING/RECEIVING STATISTICS

DATE	TEAM	RUSHING							RECEIVING				
		GP	GS	NO.	YDS.	AVG.	LG	TD	NO.	YDS.	AVG.	LG	TD
2020	Jaguars	14	14	240	1,070	4.5	47	7	49	344	7.0	28	3
<b>NFL TOTALS</b>		<b>14</b>	<b>14</b>	<b>240</b>	<b>1,070</b>	<b>4.5</b>	<b>47</b>	<b>7</b>	<b>49</b>	<b>344</b>	<b>7.0</b>	<b>28</b>	<b>3</b>

### JAMES ROBINSON'S NFL REGULAR SEASON RETURN STATISTICS

DATE	TEAM	KICKOFF RETURNS					PUNT RETURNS					
		RET.	YDS.	AVG.	LG	TD	NO.	FC	YDS.	AVG.	LG	TD
2020	Jaguars	0	0	0.0	0	0	0	0	0	0.0	0	0
<b>NFL TOTALS</b>		<b>0</b>	<b>0</b>	<b>0.0</b>	<b>0</b>	<b>0</b>	<b>0</b>	<b>0</b>	<b>0</b>	<b>0.0</b>	<b>0</b>	<b>0</b>

### SINGLE-GAME HIGHS: RUSHING/RECEIVING

<b>Rush Attempts</b>	25 vs. Houston Texans, Nov 08, 2020 23 at Green Bay Packers, Nov 15, 2020	<b>Longest Receptions</b>	28 vs. Indianapolis Colts, Sep 13, 2020 24 vs. Miami Dolphins, Sep 24, 2020
<b>Rushing Yards</b>	128 vs. Cleveland Browns, Nov 29, 2020 119 at Los Angeles Chargers, Oct 25, 2020	<b>Receiving TDs</b>	1 at Baltimore Ravens, Dec 20, 2020 1 at Los Angeles Chargers, Oct 25, 2020 ...1 more at 1.
<b>Longest Runs</b>	47 vs. Tennessee Titans, Dec 13, 2020 39 at Tennessee Titans, Sep 20, 2020	<b>All-Purpose Yards</b>	159 vs. Cleveland Browns, Nov 29, 2020 137 at Los Angeles Chargers, Oct 25, 2020
<b>Rushing TDs</b>	2 vs. Miami Dolphins, Sep 24, 2020 1 at Minnesota Vikings, Dec 06, 2020 ...4 more at 1.	<b>Miscellaneous Tackles</b>	1 vs. Pittsburgh Steelers, Nov 22, 2020
<b>Receptions</b>	6 at Minnesota Vikings, Dec 06, 2020 6 vs. Miami Dolphins, Sep 24, 2020	<b>Most TDs</b>	2 at Los Angeles Chargers, Oct 25, 2020 2 vs. Miami Dolphins, Sep 24, 2020
<b>Receiving Yards</b>	83 vs. Miami Dolphins, Sep 24, 2020 32 at Cincinnati Bengals, Oct 04, 2020		



**100-YARD RUSHING GAMES (4): REGULAR SEASON**

DATE	TEAM	ATT.	YDS.	AVG.	LG	TD
09/20/20	at Titans	16	102	6.4	39	1
10/25/20	at Chargers	22	119	5.4	22	1
11/15/20	at Packers	23	109	4.7	20	0
11/29/20	BROWNS	22	128	5.8	27	1

**2020 GAME-BY-GAME REGULAR-SEASON STATISTICS (JAGUARS)**

DATE	OPPONENT	P/S	RUSHING					RECEIVING					W/L	SCORE
			NO.	YDS.	AVG.	LG	TD	NO.	YDS.	AVG.	LG	TD		
09/13	Colts	S	16	62	3.9	12	0	1	28	28.0	28	0	W	27-20
09/20	at Titans	S	16	102	6.4	39	1	3	18	6.0	6	0	L	30-33
09/24	Dolphins	S	11	46	4.2	11t	2	6	83	13.8	24	0	L	13-31
10/04	at Bengals	S	17	75	4.4	14	0	4	32	8.0	14	0	L	25-33
10/11	at Texans	S	13	48	3.7	14	0	5	22	4.4	7	0	L	14-30
10/18	Lions	S	12	29	2.4	8	0	4	24	6.0	14t	1	L	16-34
10/25	at Chargers	S	22	119	5.4	22	1	4	18	4.5	9t	1	L	29-39
11/08	Texans	S	25	99	4.0	12	1	0	0	0.0	0	0	L	25-27
11/15	at Packers	S	23	109	4.7	20	0	2	3	1.5	2	0	L	20-24
11/22	Steelers	S	17	73	4.3	18	0	2	21	10.5	15	0	L	3-27
11/29	Browns	S	22	128	5.8	27	1	5	31	6.2	14	0	L	25-27
12/06	at Vikings	S	18	78	4.3	15	1	6	30	5.0	8	0	L	24-27+
12/13	Titans	S	12	67	5.6	47	0	4	16	4.0	9	0	L	10-31
12/20	at Ravens	S	16	35	2.2	11	0	3	18	6.0	17t	1	L	14-40
12/27	Bears						ON INACTIVE LIST						L	17-41
01/03	at Colts						ON INACTIVE LIST						L	14-28
<b>2020 TOTALS</b>		<b>14-14</b>	<b>240</b>	<b>1,070</b>	<b>4.5</b>	<b>47</b>	<b>7</b>	<b>49</b>	<b>344</b>	<b>7.0</b>	<b>28</b>	<b>3</b>	<b>1-15</b>	

+ - Overtime







# DANIEL ROSS | 93



**POSITION:** DEFENSIVE TACKLE  
**HT:** 6-4 | **WT:** 310 | **DOB:** 3-15-1993  
**COLLEGE:** NORTHEAST MISSISSIPPI  
**HOMETOWN:** LOUISVILLE, K.Y.  
**ACQ:** W(L.V.)-'20  
**EXP:** 2nd YEAR

@HOTBOYROSS93

@ross\_thaa\_boss93

## KEY TRANSACTIONS

- Originally signed by Houston on 5/12/17 after a stint in the CFL
- Signed by Detroit to the practice squad on 9/11/17
- Signed by Kansas City to the practice squad on 9/19/17
- Signed by Dallas to the active roster off of Kansas City's practice squad on 11/11/17
- Signed by Las Vegas on 3/26/20
- Acquired by Jacksonville via waivers on 12/8/20

## PRO

### 2020 (Raiders & Jaguars)

- Appeared in five games (two with Jacksonville) and notched eight tackles (four solo) and one tackle for loss... Spent the first 12 weeks of the season with Las Vegas before being waived on Dec. 7 and claimed by Jacksonville via waivers on Dec. 8 prior to Week 13
- **12/27 vs. CHI:** Saw action at defensive tackle and tallied two tackles (one solo) including one tackle for loss

### 2019 (Cowboys)

- Spent the season on injured reserve with a shoulder injury

### 2018 (Cowboys)

- Played in a career-high 13 games and notched 14 tackles (six solo), 1.0 sack, one forced fumble and one fumble recovery
- **11/5 vs. TEN:** Recorded three tackles, two tackles for loss and 1.0 sack
- **12/16 at IND:** Tallied one tackle and one fumble recovery

### 2017 (Texans, Chiefs, Cowboys)

- Appeared in three games after signing to Dallas' active roster from Kansas City's practice squad... Spent time on the practice squads in Houston, Detroit and Kansas City... Totaled five tackles (four solo), 1.0 sack and one fumble recovery
- **12/17 at OAK:** Made his NFL debut and notched his first career tackle
- **12/31 at PHI:** Recorded a career-high three tackles, including his first career sack and tackle for loss

## COLLEGE

- Played two seasons at Northeast Mississippi Community College
- As a sophomore in 2013, recorded 45 tackles, 9.5 tackles for loss, 1.0 sack and one forced fumble
- Appeared in seven games as a freshman in 2012, totaling 21 tackles, 5.5 tackles for loss and 1.5 sacks

## PERSONAL

- Attended Jeffersontown (Louisville, Ky.) High School
- Was also a standout basketball player, ranking as the No. 2 forward/center prep in the state of Kentucky
- Signed with the Canadian Football League's Edmonton Eskimos at age 20 after two years in community college
- Spent time with the Eskimos and Saskatchewan Roughriders in 2016, appearing in one game

## DANIEL ROSS' NFL REGULAR SEASON DEFENSIVE STATISTICS

DATE	TEAM	GP	GS	TACKLES							INTERCEPTIONS					O. FUMB			ST				MISC					
				TK	S	A	TFL	YDS	SK	YDS	QBH	NO	YDS	LG	TD	PD	FF	FR	YDS	TK	S	A	FF	FR	S	A		
2017	Chiefs	0	0	0	0	0	0	0	0	0.0	0.0	0	0	0	0	0	0	0	0	0	0	0	0	0	0	0	0	
Went from <b>Kansas City</b> to <b>Dallas</b> .																												
2017	Cowboys	3	0	2	1	1	1	1	1	1.0	1.0	2	0	0	0	0	0	0	0	0	1	6	0	0	0	0	0	0
2017	TOTAL	3	0	2	1	1	1	1	1	1.0	1.0	2	0	0	0	0	0	0	0	1	6	0	0	0	0	0	0	
2018	Cowboys	13	0	12	3	9	3	9	1.0	6.0	11	0	0	0	0	0	0	0	0	1	1	0	0	0	0	0	0	
2019	Cowboys	0	0	0	0	0	0	0	0	0.0	0.0	0	0	0	0	0	0	0	0	0	0	0	0	0	0	0	0	
2020	Raiders	3	0	5	3	2	0	0	0	0.0	0.0	0	0	0	0	0	0	0	0	0	0	0	0	0	0	0	0	
<b>NFL TOTALS</b>		<b>19</b>	<b>0</b>	<b>19</b>	<b>7</b>	<b>12</b>	<b>4</b>	<b>10</b>	<b>2.0</b>	<b>7.0</b>	<b>13</b>	<b>0</b>	<b>0</b>	<b>0</b>	<b>0</b>	<b>0</b>	<b>0</b>	<b>1</b>	<b>2</b>	<b>6</b>	<b>0</b>	<b>0</b>	<b>0</b>	<b>0</b>	<b>0</b>	<b>0</b>	<b>0</b>	

## DANIEL ROSS' NFL POSTSEASON DEFENSIVE STATISTICS

DATE	TEAM	GP	GS	TACKLES							INTERCEPTIONS					O. FUMB			ST				MISC				
				TK	S	A	TFL	YDS	SK	YDS	QBH	NO	YDS	LG	TD	PD	FF	FR	YDS	TK	S	A	FF	FR	S	A	
2018	Cowboys	1	0	0	0	0	0	0	0	0.0	0.0	0	0	0	0	0	0	0	0	0	0	0	0	0	0	0	0
<b>NFL TOTALS</b>		<b>1</b>	<b>0</b>	<b>0</b>	<b>0</b>	<b>0</b>	<b>0</b>	<b>0</b>	<b>0</b>	<b>0.0</b>	<b>0.0</b>	<b>0</b>	<b>0</b>	<b>0</b>	<b>0</b>	<b>0</b>	<b>0</b>	<b>0</b>	<b>0</b>	<b>0</b>	<b>0</b>	<b>0</b>	<b>0</b>	<b>0</b>	<b>0</b>	<b>0</b>	<b>0</b>



**SINGLE-GAME HIGHS: DEFENSIVE**

**Total Tackles** 3 at New England Patriots, Sep 27, 2020  
 2 at Jacksonville Jaguars, Dec 27, 2020  
 ...3 more at 2.

**Sacks** 1.0 vs. Tennessee Titans, Nov 05, 2018  
 1.0 at Philadelphia Eagles, Dec 31, 2017

**Forced Fumbles** 1 at Carolina Panthers, Sep 09, 2018

**Fumble Recoveries** 1 at Indianapolis Colts, Dec 16, 2018  
 1 at Philadelphia Eagles, Dec 31, 2017

**Tackles For Loss** 2 vs. Tennessee Titans, Nov 05, 2018  
 1 at Jacksonville Jaguars, Dec 27, 2020  
 ...2 more at 1.

**2020 GAME-BY-GAME REGULAR-SEASON STATISTICS (RAIDERS)**

DATE	OPPONENT	P/S	TACKLES							INTERCEPTIONS					O. FUMB			ST					MISC		W/L	SCORE		
			TK	S	A	SK	YDS	TFL	YDS	QBH	NO	YDS	LG	TD	PD	FF	FR	YDS	TK	S	A	FF	FR	S			A	
09/13	at Panthers																										W	34-30
09/21	Saints																										W	34-24
09/27	at Patriots	P	3	3	0	0.0	0.0	0	0	0	0	0	0	0	0	0	0	0	0	0	0	0	0	0	0	0	L	20-36
10/04	Bills																									L	23-30	
10/11	at Chiefs																									W	40-32	
10/25	Buccaneers																									L	20-45	
11/01	at Browns																									W	16-6	
11/08	at Chargers	P	1	0	1	0.0	0.0	0	0	0	0	0	0	0	0	0	0	0	0	0	0	0	0	0	0	W	31-26	
11/15	Broncos																									W	37-12	
11/22	Chiefs																								L	31-35		
11/29	at Falcons																								L	6-43		
12/06	at Jets	P	1	0	1	0.0	0.0	0	0	0	0	0	0	0	0	0	0	0	0	0	0	0	0	0	0	W	31-28	
12/13	Colts																								L	27-44		
12/17	Chargers																								L	27-30+		
12/26	Dolphins																								L	25-26		
01/03	at Broncos																								W	32-31		
<b>2020 TOTALS</b>		<b>3-0</b>	<b>5</b>	<b>3</b>	<b>2</b>	<b>0.0</b>	<b>0.0</b>	<b>0</b>	<b>0</b>	<b>0</b>	<b>0</b>	<b>0</b>	<b>0</b>	<b>0</b>	<b>0</b>	<b>0</b>	<b>0</b>	<b>0</b>	<b>0</b>	<b>0</b>	<b>0</b>	<b>0</b>	<b>0</b>	<b>0</b>	<b>0</b>	<b>0</b>	<b>8-8</b>	

+ - Overtime





# BRANDON RUSNAK | 40



**POSITION:** DEFENSIVE BACK  
**HT:** 5-11 | **WT:** 200 | **DOB:** 7-11-1995  
**COLLEGE:** MICHIGAN  
**HOMETOWN:** WILMINGTON, DEL.  
**ACQ:** PS (JAX)-'19  
**EXP:** 3rd YEAR

@brandon\_watson\_28

## KEY TRANSACTIONS

- Signed by Jacksonville as an undrafted rookie on 5/10/19

## PRO

### 2020 (Jaguars)

- Appeared in all 16 games on the season, playing primarily on special teams... Notched five special teams tackles
- **9/24 vs. MIA:** Saw action at safety, collecting three tackles, and also appeared on special teams
- **10/25 at LAC:** Earned his first career start at free safety and made a career-high seven tackles

### 2019 (Jaguars)

- Saw action in eight games during his rookie campaign... Notched one defensive tackle and four special teams tackles... Spent Weeks 1-8 on Jacksonville's practice squad before being activated to the 53-man roster prior to Week 9
- **11/3 vs. HOU:** Made his NFL debut, playing 19 snaps on special teams
- **12/29 vs. IND:** Saw action on defense and special teams, tallying one defensive tackle and one tackle on special teams

## COLLEGE

- Appeared in 51 games for Michigan, totaling 79 tackles, 18 passes defended and three INTs (two returned for a TD)
- Played in all 13 games at defensive back and contributed on special teams in 2018, amassing a total of 38 tackles and returned two of his three interceptions for TDs
- One of four players in program history with multiple INTs returned for touchdowns

## PERSONAL

- Attended Eastern (Elkton, Md.) Christian Academy

## BRANDON RUSNAK'S NFL REGULAR SEASON DEFENSIVE STATISTICS

DATE	TEAM	GP	TACKLES							INTERCEPTIONS					O. FUMB			ST			MISC				
			GS	TK	S	A	TFL	YDS	SK	YDS	QBH	NO	YDS	LG	TD	PD	FF	FR	YDS	TK	S	A	FF	FR	S
2019	Jaguars	8	0	1	1	0	0	0.0	0.0	0	0	0	0	0	0	0	0	0	4	3	1	0	0	0	0
2020	Jaguars	16	1	19	12	7	0	0.0	0.0	0	0	0	0	0	0	0	0	0	6	4	2	0	0	0	0
<b>NFL TOTALS</b>		<b>24</b>	<b>1</b>	<b>20</b>	<b>13</b>	<b>7</b>	<b>0</b>	<b>0.0</b>	<b>0.0</b>	<b>0</b>	<b>0</b>	<b>0</b>	<b>0</b>	<b>0</b>	<b>0</b>	<b>0</b>	<b>0</b>	<b>0</b>	<b>10</b>	<b>7</b>	<b>3</b>	<b>0</b>	<b>0</b>	<b>0</b>	<b>0</b>

## SINGLE-GAME HIGHS: DEFENSIVE

**Total Tackles** 7 at Los Angeles Chargers, Oct 25, 2020  
 5 vs. Detroit Lions, Oct 18, 2020

**Special Teams Tackles** 1 at Indianapolis Colts, Jan 03, 2021  
 1 vs. Chicago Bears, Dec 27, 2020  
 ...8 more at 1.

## 2020 GAME-BY-GAME REGULAR-SEASON STATISTICS (JAGUARS)

DATE	OPPONENT	P/S	TACKLES							INTERCEPTIONS					O. FUMB			ST			MISC					
			TK	S	A	SK	YDS	TFL	YDS	QBH	NO	YDS	LG	TD	PD	FF	FR	YDS	TK	S	A	FF	FR	S	A	W/L
09/13	Colts	P	0	0	0	0.0	0.0	0	0	0	0	0	0	0	0	0	0	0	0	0	0	0	0	0	W	27-20
09/20	at Titans	P	0	0	0	0.0	0.0	0	0	0	0	0	0	0	0	0	0	0	1	0	1	0	0	0	L	30-33
09/24	Dolphins	P	3	1	2	0.0	0.0	0	0	0	0	0	0	0	0	0	0	0	0	0	0	0	0	0	L	13-31
10/04	at Bengals	P	0	0	0	0.0	0.0	0	0	0	0	0	0	0	0	0	0	0	0	0	0	0	0	0	L	25-33
10/11	at Texans	P	0	0	0	0.0	0.0	0	0	0	0	0	0	0	0	0	0	0	0	0	0	0	0	0	L	14-30
10/18	Lions	P	5	4	1	0.0	0.0	0	0	0	0	0	0	0	0	0	0	0	0	0	0	0	0	0	L	16-34
10/25	at Chargers	S	7	4	3	0.0	0.0	0	0	0	0	0	0	0	0	0	0	0	0	0	0	0	0	0	L	29-39
11/08	Texans	P	0	0	0	0.0	0.0	0	0	0	0	0	0	0	0	0	0	0	0	0	0	0	0	0	L	25-27
11/15	at Packers	P	0	0	0	0.0	0.0	0	0	0	0	0	0	0	0	0	0	0	1	1	0	0	0	0	L	20-24
11/22	Steelers	P	0	0	0	0.0	0.0	0	0	0	0	0	0	0	0	0	0	0	0	0	0	0	0	0	L	3-27
11/29	Browns	P	4	3	1	0.0	0.0	0	0	0	0	0	0	0	0	0	0	0	0	0	0	0	0	0	L	25-27
12/06	at Vikings	P	0	0	0	0.0	0.0	0	0	0	0	0	0	0	0	0	0	0	1	1	0	0	0	0	L	24-27+
12/13	Titans	P	0	0	0	0.0	0.0	0	0	0	0	0	0	0	0	0	0	0	1	0	1	0	0	0	L	10-31
12/20	at Ravens	P	0	0	0	0.0	0.0	0	0	0	0	0	0	0	0	0	0	0	0	0	0	0	0	0	L	14-40
12/27	Bears	P	0	0	0	0.0	0.0	0	0	0	0	0	0	0	0	0	0	0	1	1	0	0	0	0	L	17-41
01/03	at Colts	P	0	0	0	0.0	0.0	0	0	0	0	0	0	0	0	0	0	0	1	1	0	0	0	0	L	14-28
<b>2020 TOTALS</b>		<b>16-1</b>	<b>19</b>	<b>12</b>	<b>7</b>	<b>0.0</b>	<b>0.0</b>	<b>0</b>	<b>0</b>	<b>0</b>	<b>0</b>	<b>0</b>	<b>0</b>	<b>0</b>	<b>0</b>	<b>0</b>	<b>0</b>	<b>0</b>	<b>6</b>	<b>4</b>	<b>2</b>	<b>0</b>	<b>0</b>	<b>0</b>	<b>0</b>	<b>1-15</b>

+ - Overtime





# CHAPELLE RUSSELL | 49



**POSITION:** LINEBACKER  
**HT:** 6-2 | **WT:** 236 | **DOB:** 1-20-1997  
**COLLEGE:** TEMPLE  
**HOMETOWN:** LAKEWOOD TOWNSHIP, N.J.  
**ACQ:** W (T.B.)-'20  
**EXP:** 2nd YEAR

## KEY TRANSACTIONS

- Originally selected by Tampa Bay in the seventh round (241st overall) of the 2020 Draft
- Claimed off waivers by Jacksonville on 1/11/21

## PRO

### 2020 (Buccaneers)

- Spent majority of the season as a member of the practice squad

## COLLEGE

- Played in 45 games, recording 238 total tackles, 19.5 tackles for loss, 10 passes defended, six fumble recoveries, three forced fumbles and 3.0 sacks
- Started all 13 games as a senior and finished with 73 total tackles, nine tackles for loss and three passes defended
- As a junior in 2018 he led the NCAA in fumble recoveries with five, also had 70 total tackles and 1.5 sacks

## PERSONAL

- Attended Lakewood High School
- Named to All-Class B South Team as a senior
- Has one brother named Anthony
- Born Chapelle Cook... Took his father's last name after high school

### CHAPELLE RUSSELL'S NFL REGULAR SEASON DEFENSIVE STATISTICS

DATE	TEAM	GP	TACKLES							INTERCEPTIONS						O. FUMB			ST				MISC				
			GS	TK	S	A	TFL	YDS	SK	YDS	QBH	NO	YDS	LG	TD	PD	FF	FR	YDS	TK	S	A	FF	FR	S	A	
2020	Buccaneers	11	0	0	0	0	0	0	0.0	0.0	0	0	0	0	0	0	0	0	0	0	0	0	0	0	0	0	0
<b>NFL TOTALS</b>		<b>11</b>	<b>0</b>	<b>0</b>	<b>0</b>	<b>0</b>	<b>0</b>	<b>0</b>	<b>0.0</b>	<b>0.0</b>	<b>0</b>	<b>0</b>	<b>0</b>	<b>0</b>	<b>0</b>	<b>0</b>	<b>0</b>	<b>0</b>	<b>0</b>	<b>0</b>	<b>0</b>	<b>0</b>	<b>0</b>	<b>0</b>	<b>0</b>	<b>0</b>	<b>0</b>

### CHAPELLE RUSSELL'S NFL POSTSEASON DEFENSIVE STATISTICS

DATE	TEAM	GP	TACKLES							INTERCEPTIONS						O. FUMB			ST				MISC				
			GS	TK	S	A	TFL	YDS	SK	YDS	QBH	NO	YDS	LG	TD	PD	FF	FR	YDS	TK	S	A	FF	FR	S	A	
2020	Buccaneers	0	0	0	0	0	0	0	0.0	0.0	0	0	0	0	0	0	0	0	0	0	0	0	0	0	0	0	0
<b>NFL TOTALS</b>		<b>0</b>	<b>0</b>	<b>0</b>	<b>0</b>	<b>0</b>	<b>0</b>	<b>0</b>	<b>0.0</b>	<b>0.0</b>	<b>0</b>	<b>0</b>	<b>0</b>	<b>0</b>	<b>0</b>	<b>0</b>	<b>0</b>	<b>0</b>	<b>0</b>	<b>0</b>	<b>0</b>	<b>0</b>	<b>0</b>	<b>0</b>	<b>0</b>	<b>0</b>	<b>0</b>

### 2020 GAME-BY-GAME REGULAR-SEASON STATISTICS (BUCCANEERS)

DATE	OPPONENT	P/S	TACKLES							INTERCEPTIONS						O. FUMB			ST				MISC		W/L	SCORE		
			TK	S	A	SK	YDS	TFL	YDS	QBH	NO	YDS	LG	TD	PD	FF	FR	YDS	TK	S	A	FF	FR	S			A	
09/13	at Saints		DID NOT PLAY																							L	23-34	
09/20	Panthers		PRACTICE SQUAD																							W	31-17	
09/27	at Broncos		PRACTICE SQUAD																							W	28-10	
10/04	Chargers		PRACTICE SQUAD																							W	38-31	
10/08	at Bears		PRACTICE SQUAD																							L	19-20	
10/18	Packers		PRACTICE SQUAD																							W	38-10	
10/25	at Raiders		PRACTICE SQUAD																							W	45-20	
11/02	at Giants		PRACTICE SQUAD																							W	25-23	
11/08	Saints		PRACTICE SQUAD																							L	3-38	
11/15	at Panthers		PRACTICE SQUAD																							W	46-23	
11/23	Rams		PRACTICE SQUAD																							L	24-27	
11/29	Chiefs	P	0	0	0	0.0	0.0	0	0	0	0	0	0	0	0	0	0	0	0	0	0	0	0	0	0	0	L	24-27
12/13	Vikings		PRACTICE SQUAD																							W	26-14	
12/20	at Falcons	P	0	0	0	0.0	0.0	0	0	0	0	0	0	0	0	0	0	0	0	0	0	0	0	0	0	0	W	31-27
12/26	at Lions	P	0	0	0	0.0	0.0	0	0	0	0	0	0	0	0	0	0	0	0	0	0	0	0	0	0	0	W	47-7
01/03	Falcons	P	0	0	0	0.0	0.0	0	0	0	0	0	0	0	0	0	0	0	0	0	0	0	0	0	0	0	W	44-27
<b>2020 TOTALS</b>		<b>4-0</b>	<b>0</b>	<b>0</b>	<b>0</b>	<b>0.0</b>	<b>0.0</b>	<b>0</b>	<b>0</b>	<b>0</b>	<b>0</b>	<b>0</b>	<b>0</b>	<b>0</b>	<b>0</b>	<b>0</b>	<b>0</b>	<b>0</b>	<b>0</b>	<b>0</b>	<b>0</b>	<b>0</b>	<b>0</b>	<b>0</b>	<b>0</b>	<b>0</b>	<b>11-5</b>	



**2020 GAME-BY-GAME POSTSEASON STATISTICS (BUCCANEERS)**

DATE	OPPONENT	P/S	TACKLES					INTERCEPTIONS					O. FUMB			ST				MISC		W/L	SCORE					
			TK	S	A	SK	YDS	TFL	YDS	QBH	NO	YDS	LG	TD	PD	FF	FR	YDS	TK	S	A			FF	FR	S	A	
01/09	at Washington																									W	31-23	
01/17	at Saints																									W	30-20	
01/24	at Packers																									W	31-26	
02/07	Chiefs																									W	31-9	
<b>2020 TOTALS</b>			<b>0</b>	<b>0</b>	<b>0</b>	<b>0.0</b>	<b>0.0</b>	<b>0</b>	<b>0</b>	<b>0</b>	<b>0</b>	<b>0</b>	<b>0</b>	<b>0</b>	<b>0</b>	<b>0</b>	<b>0</b>	<b>0</b>	<b>0</b>	<b>0</b>	<b>0</b>	<b>0</b>	<b>0</b>	<b>0</b>	<b>0</b>	<b>0</b>	<b>4-0</b>	





# JOE SCHOBERT | 47



**POSITION:** LINEBACKER  
**HT:** 6-1 | **WT:** 240 | **DOB:** 11-6-1993  
**COLLEGE:** WISCONSIN  
**HOMETOWN:** WAUKESHA, WIS.  
**ACQ:** UFA (CLE)-'20  
**EXP:** 6th YEAR

@TheSchoGoesOn53  
 @theschogoeson

## KEY TRANSACTIONS

- Originally drafted by Cleveland in the fourth round (99th overall) of the 2016 NFL Draft
- Signed as an unrestricted free agent by Jacksonville on 4/15/20

## PRO

### 2020 (Jaguars)

- Started in all 16 games at middle linebacker this season, leading the team with 141 tackles (84 solo), six tackles for loss, four passes defended, three INTs, 2.5 sacks and two forced fumbles... Was one of five players, and one of three linebackers in the NFL, to compile at least 100 tackles and three INTs on the year... Joined former LB Mike Peterson (2005) as the only players in franchise history to tally at least 100 tackles, three INTs and 2.0 sacks in a single season
- 10/18 vs. DET:** Tallied 10 tackles and one INT... Became the first Jaguars player to record at least 10 tackles and one INT in a single game since LB Myles Jack achieved the feat on Sept. 9, 2019 at N.Y. Giants
- 12/6 at MIN:** Started at linebacker and collected a team-leading 12 tackles (five solo), two passes defended, one INT returned 43 yards for a TD and 1.0 sack
- 12/27 vs. CHI:** Started at linebacker and tallied eight tackles (six solo), including 1.0 sack, one forced fumble and one INT... Became the fourth player in franchise history to record a sack, forced fumble and an INT in the same game and is the first to do so since former DE Yannick Ngakoue in 2016

### 2019 (Browns)

- Started all 16 games and registered a team-leading 133 tackles and two forced fumbles... Posted career highs in passes defended (nine) and INTs (four)... Only player in the NFL in 2019 to tally at least 130 tackles and at least four INTs... Recorded five games with double-digit tackles
- 11/24 vs. MIA.:** Earned AFC Defensive Player of the Week and became the sixth linebacker in NFL history and first since 2005 to have at least two INTs in consecutive games... Recorded four tackles, four passes defended and two INTs

### 2018 (Browns)

- Played in 13 games and recorded 103 tackles, six passes defended, 3.0 sacks, two forced fumbles, two fumble recoveries and one INT
- 9/30 at OAK:** Registered a season-high 14 tackles and 1.0 sack
- 12/23 vs. CIN:** Recorded three tackles, 1.0 sack and one forced fumble

### 2017 (Browns)

- Selected to the Pro Bowl after playing every defensive snap and finishing second in the NFL with 142 tackles... Started all 16 games at middle linebacker and added four passes defended, 3.0 sacks, three forced fumbles and one INT
- 10/29 vs. MIN:** Tallied 12 tackles (11 solo), one forced fumble and one INT on the Vikings' opening drive to set up a Browns TD
- 11/26 at CIN:** Registered a season-high-tying 13 tackles (10 solo)

### 2016 (Browns)

- Played in 16 games as a rookie and totaled 16 tackles on defense and a team-leading 12 special teams tackles

## COLLEGE

- Played in 45 career games (28 starts) at Wisconsin and amassed 172 tackles, 13.5 sacks and seven forced fumbles
- Earned All-American honors in 2015 and was named the team MVP after totaling 79 tackles, 9.5 sacks and five forced fumbles
- Started all 14 games as a junior, recording 69 tackles, seven passes defended, two forced fumbles and one fumble recovery
- Played in all 13 games as a sophomore in 2013 and made one start and tallied 24 tackles, three passes defended and 1.0 sack
- Played in five games as a freshman in 2012
- Majored in forest science

## PERSONAL

- He and his wife, Megan, welcomed their first son, Simon, in March of 2020
- The family has one dog, Loui. A lab, great dane, terrier and chow chow mix, Loui was named because he was originally a rescue dog from Louisiana following flooding in the area.
- Is a skilled dunker and won the Wisconsin Football Coaches Association All-Star Game dunk contest after a between-the-legs throw down
- Favorite band is One Republic and favorite TV shows are Parks and Recreation and the Office
- Knows how to juggle and enjoys fishing and golfing

## JOE SCHOBERT'S NFL REGULAR SEASON DEFENSIVE STATISTICS

DATE	TEAM	GP	TACKLES										INTERCEPTIONS					O. FUMB			ST				MISC	
			GS	TK	S	A	TFL	YDS	SK	YDS	QBH	NO	YDS	LG	TD	PD	FF	FR	YDS	TK	S	A	FF	FR	S	A
2016	Browns	16	4	16	11	5	1	1	0.5	3.0	3	0	0	0	0	1	0	0	0	12	8	4	0	0	0	0
2017	Browns	16	16	142	85	57	4	6	3.0	18.0	7	1	8	8	0	4	3	0	0	2	2	0	0	0	0	0
2018	Browns	13	13	103	57	46	3	13	3.0	20.0	6	1	0	0	0	6	2	2	26	0	0	0	0	0	0	0
2019	Browns	16	16	133	89	44	7	32	2.0	19.0	4	4	24	20	0	9	2	1	21	0	0	0	0	0	0	0
2020	Jaguars	16	16	141	84	57	6	17	2.5	12.0	6	3	45	43t	1	4	2	0	0	0	0	0	0	0	0	0
<b>NFL TOTALS</b>		<b>77</b>	<b>65</b>	<b>535</b>	<b>326</b>	<b>209</b>	<b>21</b>	<b>69</b>	<b>11.0</b>	<b>72.0</b>	<b>26</b>	<b>9</b>	<b>77</b>	<b>43T</b>	<b>1</b>	<b>24</b>	<b>9</b>	<b>3</b>	<b>47</b>	<b>14</b>	<b>10</b>	<b>4</b>	<b>0</b>	<b>0</b>	<b>0</b>	<b>0</b>



**SINGLE-GAME HIGHS: DEFENSIVE**

**Total Tackles** 16 at Baltimore Ravens, Sep 29, 2019  
 14 at Oakland Raiders, Sep 30, 2018  
**Sacks** 1.0 vs. Chicago Bears, Dec 27, 2020  
 1.0 at Minnesota Vikings, Dec 06, 2020  
 ...6 more at 1.0.  
**Passes Defensed** 4 vs. Miami Dolphins, Nov 24, 2019  
 4 vs. Pittsburgh Steelers, Nov 14, 2019  
**Forced Fumbles** 1 vs. Chicago Bears, Dec 27, 2020  
 1 vs. Cleveland Browns, Nov 29, 2020  
 ...7 more at 1.  
**Fumble Recoveries** 2 vs. Pittsburgh Steelers, Sep 09, 2018  
 1 vs. Los Angeles Rams, Sep 22, 2019

**Tackles For Loss** 2 vs. Pittsburgh Steelers, Nov 14, 2019  
 2 at Baltimore Ravens, Sep 29, 2019  
 ...1 more at 2.  
**Interceptions** 2 vs. Miami Dolphins, Nov 24, 2019  
 2 vs. Pittsburgh Steelers, Nov 14, 2019  
**Interception Return Yards** 43 at Minnesota Vikings, Dec 06, 2020  
 20 vs. Pittsburgh Steelers, Nov 14, 2019  
**Special Teams Tackles** 3 at Buffalo Bills, Dec 18, 2016  
 2 at Cincinnati Bengals, Oct 23, 2016

**2020 GAME-BY-GAME REGULAR-SEASON STATISTICS (JAGUARS)**

DATE	OPPONENT	P/S	TACKLES							INTERCEPTIONS					O. FUMB			ST				MISC			W/L	SCORE		
			TK	S	A	SK	YDS	TFL	YDS	QBH	NO	YDS	LG	TD	PD	FF	FR	YDS	TK	S	A	FF	FR	S			A	
09/13	Colts	S	8	5	3	0.0	0.0	1	3	0	0	0	0	0	0	0	0	0	0	0	0	0	0	0	0	0	W	27-20
09/20	at Titans	S	10	6	4	0.0	0.0	0	0	0	0	0	0	0	0	0	0	0	0	0	0	0	0	0	0	L	30-33	
09/24	Dolphins	S	8	6	2	0.0	0.0	1	2	0	0	0	0	0	0	0	0	0	0	0	0	0	0	0	0	L	13-31	
10/04	at Bengals	S	7	3	4	0.0	0.0	0	0	0	0	0	0	0	0	0	0	0	0	0	0	0	0	0	0	L	25-33	
10/11	at Texans	S	4	3	1	0.0	0.0	0	0	0	0	0	0	0	0	0	0	0	0	0	0	0	0	0	0	L	14-30	
10/18	Lions	S	10	7	3	0.0	0.0	0	0	1	1	2	2	0	1	0	0	0	0	0	0	0	0	0	0	L	16-34	
10/25	at Chargers	S	9	3	6	0.0	0.0	1	0	0	0	0	0	0	0	0	0	0	0	0	0	0	0	0	0	L	29-39	
11/08	Texans	S	6	5	1	0.5	3.0	0	0	1	0	0	0	0	0	0	0	0	0	0	0	0	0	0	0	L	25-27	
11/15	at Packers	S	10	4	6	0.0	0.0	0	0	0	0	0	0	0	0	0	0	0	0	0	0	0	0	0	0	L	20-24	
11/22	Steelers	S	13	8	5	0.0	0.0	0	0	0	0	0	0	0	0	0	0	0	0	0	0	0	0	0	0	L	3-27	
11/29	Browns	S	8	7	1	0.0	0.0	0	0	0	0	0	0	0	0	1	0	0	0	0	0	0	0	0	0	L	25-27	
12/06	at Vikings	S	12	5	7	1.0	7.0	1	7	2	1	43	43	1	2	0	0	0	0	0	0	0	0	0	0	L	24-27+	
12/13	Titans	S	8	5	3	0.0	0.0	1	4	1	0	0	0	0	0	0	0	0	0	0	0	0	0	0	0	L	10-31	
12/20	at Ravens	S	11	6	5	0.0	0.0	1	1	0	0	0	0	0	0	0	0	0	0	0	0	0	0	0	0	L	14-40	
12/27	Bears	S	8	6	2	1.0	2.0	0	0	1	1	0	0	0	1	1	0	0	0	0	0	0	0	0	0	L	17-41	
01/03	at Colts	S	9	5	4	0.0	0.0	0	0	0	0	0	0	0	0	0	0	0	0	0	0	0	0	0	0	L	14-28	
<b>2020 TOTALS</b>			<b>16-16</b>	<b>141</b>	<b>84</b>	<b>57</b>	<b>2.5</b>	<b>12.0</b>	<b>6</b>	<b>17</b>	<b>6</b>	<b>3</b>	<b>45</b>	<b>43T</b>	<b>1</b>	<b>4</b>	<b>2</b>	<b>0</b>	<b>0</b>	<b>0</b>	<b>0</b>	<b>0</b>	<b>0</b>	<b>0</b>	<b>0</b>	<b>0</b>	<b>0</b>	<b>1-15</b>

+ - Overtime





# TYLER SHATLEY | 69



**POSITION:** OFFENSIVE LINEMAN

**HT:** 6-3 | **WT:** 305 | **DOB:** 5-5-1991

**COLLEGE:** CLEMSON

**HOMETOWN:** ICARD, N.C.

**ACQ:** FA-'14

**EXP:** 8th YEAR



@tyler\_shatley



@tyler.shatley

## KEY TRANSACTIONS

- Originally signed by Jacksonville as an undrafted rookie on 5/12/14
- Re-signed with Jacksonville on 3/29/19

## PRO

### 2020 (Jaguars)

- Appeared in all 16 games, making 10 starts along the offensive line... Part of an offensive line that helped rookie RB James Robinson tally the most scrimmage yards (1,414) and the second-most rushing yards (1,070), by an undrafted rookie in NFL history
- 9/20 at TEN:** Saw action at center, replacing OL Brandon Linder after he left the game with a knee injury in the third quarter, and on special teams... Helped the team rush for 165 yards

### 2019 (Jaguars)

- Appeared in all 16 games, primarily assisting on special teams

### 2018 (Jaguars)

- Stepped in as the starting center after OL Brandon Linder was placed on injured reserve prior to Week 11

### 2017 (Jaguars)

- Part of an offensive line that helped the team lead the league in rushing for the first time in franchise history and allowed a franchise-low 24 sacks
- 11/5 vs. CIN:** Started at center and helped the team rush for 149 yards... Part of a unit that did not allow a sack for the third time this season

### 2016 (Jaguars)

- Made two starts at center and two at left guard while seeing action in all 16 games

### 2015 (Jaguars)

- Saw action in 13 games, primarily on special teams

### 2014 (Jaguars)

- Earned spot on opening day roster after joining club as a rookie free agent... Was inactive for 15 games

## COLLEGE

- Began his career as a fullback for the Tigers, before moving to the defensive line in 2010 and the offensive line in the spring of 2012
- Played in 51 games with 27 starts
- Started 25 games on offense over his final two seasons and registered 60 knockdowns on 1,776 snaps
- As a senior in 2013, was a team captain and earned Third-Team All-ACC honors
- As a junior in 2013, named a Strength & Conditioning All-American by the NSCA
- Graduated with a degree in civil engineering

## PERSONAL

- Attended East Burke (Icard, N.C.) High School where he was the No. 3 rated fullback in the nation by Tom Lemming
- Did not play on the offensive line in high school
- As a fullback, had 2,000 rushing yards and 31 TDs in his junior and senior seasons
- Also served as the team's punter and averaged 40.7 yards per punt
- Full name is Christian Tyler Shatley
- He and his wife, Natalie, have a son, Boone, and a daughter, Sutton
- Is an avid fisherman

## TYLER SHATLEY'S NFL REGULAR SEASON STATISTICS

DATE	TEAM	GP	GS
2014	Jaguars	1	0
2015	Jaguars	13	0
2016	Jaguars	16	4
2017	Jaguars	16	4
2018	Jaguars	16	7
2019	Jaguars	16	0
2020	Jaguars	16	10
<b>NFL TOTALS</b>		<b>94</b>	<b>25</b>





**TYLER SHATLEY'S NFL POSTSEASON STATISTICS**

DATE	TEAM	GP	GS
2017	Jaguars	3	0
<b>NFL TOTALS</b>		<b>3</b>	<b>0</b>

**2020 GAME-BY-GAME REGULAR-SEASON STATISTICS (JAGUARS)**

DATE	OPPONENT	P/S	W/L	SCORE
09/13	Colts	P	W	27-20
09/20	at Titans	P	L	30-33
09/24	Dolphins	S	L	13-31
10/04	at Bengals	S	L	25-33
10/11	at Texans	P	L	14-30
10/18	Lions	P	L	16-34
10/25	at Chargers	S	L	29-39
11/08	Texans	P	L	25-27
11/15	at Packers	S	L	20-24
11/22	Steelers	P	L	3-27
11/29	Browns	S	L	25-27
12/06	at Vikings	S	L	24-27+
12/13	Titans	S	L	10-31
12/20	at Ravens	S	L	14-40
12/27	Bears	S	L	17-41
01/03	at Colts	S	L	14-28
<b>2020 TOTALS</b>		<b>16-10</b>	<b>1-15</b>	

+ - Overtime





# LAVISKA SHENAULT JR. | 10



**POSITION:** WIDE RECEIVER  
**HT:** 6-1 | **WT:** 220 | **DOB:** 10-5-1998  
**COLLEGE:** COLORADO  
**HOMETOWN:** DESOTO, TEXAS  
**ACQ:** D2-'20  
**EXP:** 2nd YEAR

@Viska2live  
 @hunchoviska

## KEY TRANSACTIONS

- Originally drafted by Jacksonville in the second round (42nd overall) of the 2020 draft

## PRO

### 2020 (Jaguars)

- Appeared in 14 games during his rookie campaign, making 12 starts... Notched a team-high 58 receptions for 600 yards (10.3 rec. avg.) and five receiving TDs... Also ran 18 times for 91 yards (5.1 rush avg.), the most by a rookie wide receiver in franchise history... His 58 receptions and five receiving TDs are the second-most by a Jaguars rookie in franchise history while his 600 receiving yards rank as the fourth-most
- 9/13 vs. IND:** Started at wide receiver in his NFL debut and posted three receptions for 37 yards and one TD... Only rookie wide receiver to catch a TD pass in Week 1
- 12/6 at MIN:** Started at wide receiver, recording three receptions for 38 yards (12.7 rec. avg.) and one TD... Also rushed twice for 30 yards, becoming the first wide receiver in franchise history to record 30+ rushing yards, 30+ receiving yards and one TD in the first half of a game
- 1/3 at IND:** Started at wide receiver, bringing in six receptions for 68 yards (11.3 rec. avg.) and two TDs, becoming the third rookie in franchise history to post at least two receiving TDs in the same game, joining Allen Hurns (2014) and Zach Miller (2009)

## COLLEGE

- Declared for the draft following his junior season after appearing in 32 games and catching 149 career passes for 1,943 yards and 10 TDs... Added 42 rushes for 280 yards and seven TDs
- Finished his career ranked eighth in school history in all-time receptions (149) and 11th in all-time receiving yards (1,943)
- Scored a rushing and receiving TD in the same game five times during his career becoming the only player in school history to score two rushing TDs and two receiving TDs in the same game
- Totaled eight 100-yard receiving games, the fifth-most in school history
- Earned the Zach Jordan Award twice (2018 and 2019), presented annually to the school's most valuable player

## PERSONAL

- Played at DeSoto (Texas) High School and caught 46 passes for 825 yards and nine TDs as a senior
- Has grown his hair as a tribute to his father, Laviska Sr., who died when he was 10 years old
- Said his goal as an NFL player is to be a mix of Larry Fitzgerald, Julio Jones and Jarvis Landry
- Favorite musical artist is Lil Baby
- Represented by Klutch Sports, the same agency as LeBron James
- Favorite movie is the Kingsman and is very interested in film
- Other hobbies include video games, Sudoku and pick-up basketball games

### LAVISKA SHENAULT JR.'S NFL REGULAR SEASON RUSHING/RECEIVING STATISTICS

DATE	TEAM	RECEIVING							RUSHING				
		GP	GS	NO.	YDS.	AVG.	LG	TD	NO.	YDS.	AVG.	LG	TD
2020	Jaguars	14	12	56	563	10.1	36	4	18	91	5.1	17	0
<b>NFL TOTALS</b>		<b>14</b>	<b>12</b>	<b>56</b>	<b>563</b>	<b>10.1</b>	<b>36</b>	<b>4</b>	<b>18</b>	<b>91</b>	<b>5.1</b>	<b>17</b>	<b>0</b>

### LAVISKA SHENAULT JR.'S NFL REGULAR SEASON RETURN STATISTICS

DATE	TEAM	KICKOFF RETURNS					PUNT RETURNS					
		RET.	YDS.	AVG.	LG	TD	NO.	FC	YDS.	AVG.	LG	TD
2020	Jaguars	0	0	0.0	0	0	0	0	0	0.0	0	0
<b>NFL TOTALS</b>		<b>0</b>	<b>0</b>	<b>0.0</b>	<b>0</b>	<b>0</b>	<b>0</b>	<b>0</b>	<b>0</b>	<b>0.0</b>	<b>0</b>	<b>0</b>

### SINGLE-GAME HIGHS: RUSHING/RECEIVING

<b>Rush Attempts</b>	5 at Tennessee Titans, Sep 20, 2020 2 at Baltimore Ravens, Dec 20, 2020 ...2 more at 2.	<b>Longest Receptions</b>	36 at Los Angeles Chargers, Oct 25, 2020 34t vs. Chicago Bears, Dec 27, 2020
<b>Rushing Yards</b>	37 at Tennessee Titans, Sep 20, 2020 30 at Minnesota Vikings, Dec 06, 2020	<b>Receiving TDs</b>	2 at Indianapolis Colts, Jan 03, 2021 1 at Minnesota Vikings, Dec 06, 2020 ...1 more at 1.
<b>Longest Runs</b>	17 at Minnesota Vikings, Dec 06, 2020 14 at Tennessee Titans, Sep 20, 2020	<b>All-Purpose Yards</b>	91 at Cincinnati Bengals, Oct 04, 2020 79 at Houston Texans, Oct 11, 2020
<b>Receptions</b>	7 at Houston Texans, Oct 11, 2020 6 at Indianapolis Colts, Jan 03, 2021 ...1 more at 6.	<b>Miscellaneous Tackles</b>	1 at Indianapolis Colts, Jan 03, 2021 1 vs. Chicago Bears, Dec 27, 2020
<b>Receiving Yards</b>	86 at Cincinnati Bengals, Oct 04, 2020 79 at Houston Texans, Oct 11, 2020	<b>Most TDs</b>	2 at Indianapolis Colts, Jan 03, 2021 1 vs. Chicago Bears, Dec 27, 2020 ...2 more at 1.



**2020 GAME-BY-GAME REGULAR-SEASON STATISTICS (JAGUARS)**

DATE	OPPONENT	P/S	RECEIVING					RUSHING					W/L	SCORE
			NO.	YDS.	AVG.	LG	TD	NO.	YDS.	AVG.	LG	TD		
09/13	Colts	S	3	37	12.3	18	1	2	10	5.0	5	0	W	27-20
09/20	at Titans	P	3	35	11.7	14	0	5	37	7.4	14	0	L	30-33
09/24	Dolphins	S	5	33	6.6	16	0	1	1	1.0	1	0	L	13-31
10/04	at Bengals	S	5	86	17.2	28	0	1	5	5.0	5	0	L	25-33
10/11	at Texans	S	7	79	11.3	25	0	0	0	0.0	0	0	L	14-30
10/18	Lions	S	3	10	3.3	4	0	1	1	1.0	1	0	L	16-34
10/25	at Chargers	S	3	44	14.7	36	0	1	0	0.0	0	0	L	29-39
11/08	Texans	S	1	-1	-1.0	-1	0	0	0	0.0	0	0	L	25-27
11/15	at Packers												L	20-24
11/22	Steelers												L	3-27
11/29	Browns	S	3	31	10.3	13	0	1	6	6.0	6	0	L	25-27
12/06	at Vikings	S	3	38	12.7	28t	1	2	30	15.0	17	0	L	24-27+
12/13	Titans	S	6	49	8.2	22	0	1	2	2.0	2	0	L	10-31
12/20	at Ravens	P	5	43	8.6	21	0	2	1	0.5	1	0	L	14-40
12/27	Bears	S	3	11	3.7	6	0	0	0	0.0	0	0	L	17-41
01/03	at Colts	S	6	68	11.3	21	2	1	-2	-2.0	-2	0	L	14-28
<b>2020 TOTALS</b>		<b>14-12</b>	<b>56</b>	<b>563</b>	<b>10.1</b>	<b>36</b>	<b>4</b>	<b>18</b>	<b>91</b>	<b>5.1</b>	<b>17</b>	<b>0</b>	<b>1-15</b>	

+ - Overtime





# DAWUANE SMOOT | 91



**POSITION:** DEFENSIVE LINEMAN

**HT:** 6-3 | **WT:** 275 | **DOB:** 3-2-1995

**COLLEGE:** ILLINOIS

**HOMETOWN:** GROVEPORT, OHIO

**ACQ:** D3-'17

**EXP:** 5th YEAR



@Bigsmoot\_94



@bigsmoot\_94

## KEY TRANSACTIONS

- Originally drafted by Jacksonville in the third round (68th overall) of the 2017 draft
- Re-signed by Jacksonville in February 2021

## PRO

### 2020 (Jaguars)

- Saw action in all 16 games, starting seven... Notched a career-best 25 tackles (21 solo) and led the team with 5.5 sacks... Also posted five tackles for loss and two forced fumbles
- 10/11 at HOU:** Earned his first career start at defensive end and collected two tackles, including 1.0 sack... One of his three pressures helped force CB Sidney Jones IV's second-quarter INT
- 12/20 at BAL:** Started at defensive end and tallied three solo tackles, 1.0 sack and one forced fumble

### 2019 (Jaguars)

- Appeared in all 16 games, amassing 17 tackles (12 solo), 6.0 sacks and one fumble recovery
- 9/19 vs. TEN:** Posted three tackles (two solo) including his first two career sacks
- 12/22 at ATL:** Saw action at defensive end and notched 1.0 sack
- 12/29 vs. IND:** Posted two tackles, 1.0 sack and one fumble recovery

### 2018 (Jaguars)

- 11/11 at IND:** Made his season debut and recorded one tackle
- 12/2 vs. IND:** Saw action on the defensive line, posting two tackles (one solo)

### 2017 (Jaguars)

- 9/10 at HOU:** Made his NFL debut and recorded one solo tackle
- 11/26 at ARI:** Recorded two solo tackles and two solo special teams tackles

## COLLEGE

- Finished his career with 24 straight starts
- Tied for sixth in Illinois history with 38.5 tackles for a loss and eighth with 16.5 career sacks
- Named team captain as a senior, starting all 12 games at defensive tackle and totaled 56 tackles, 15 for a loss, 10 QB pressures, 5.0 sacks, two forced fumbles and one pass defended
- Recorded 8.0 sacks in his junior year

## PERSONAL

- Goes by "D.J."
- Attended Groveport Madison (Ohio) High School
- In his final two seasons, totaled 204 tackles, 24.0 sacks, five forced fumbles, four passes defended and one fumble recovery
- Earned defensive MVP at Madison his junior and senior years
- Has his own personal YouTube channel, 'Smoot TV', that chronicles his NFL journey on and off the field

## DAWUANE SMOOT'S NFL REGULAR SEASON DEFENSIVE STATISTICS

DATE	TEAM	GP	GS	TACKLES							INTERCEPTIONS						O. FUMB			ST				MISC			
				TK	S	A	TFL	YDS	SK	YDS	QBH	NO	YDS	LG	TD	PD	FF	FR	YDS	TK	S	A	FF	FR	S	A	
2017	Jaguars	16	0	15	11	4	2	1	0.0	0.0	5	0	0	0	0	0	0	0	0	0	5	3	2	0	0	0	0
2018	Jaguars	8	0	4	3	1	1	1	0.0	0.0	3	0	0	0	0	0	0	0	0	0	0	0	0	0	0	0	0
2019	Jaguars	16	0	17	12	5	6	32	6.0	32.0	7	0	0	0	0	0	0	1	0	0	0	0	0	0	0	0	0
2020	Jaguars	16	7	24	20	4	5	23	5.5	23.0	17	0	0	0	0	0	2	0	0	0	0	0	0	0	0	0	0
<b>NFL TOTALS</b>		<b>56</b>	<b>7</b>	<b>60</b>	<b>46</b>	<b>14</b>	<b>14</b>	<b>57</b>	<b>11.5</b>	<b>55.0</b>	<b>32</b>	<b>0</b>	<b>0</b>	<b>0</b>	<b>0</b>	<b>0</b>	<b>2</b>	<b>1</b>	<b>0</b>	<b>5</b>	<b>3</b>	<b>2</b>	<b>0</b>	<b>0</b>	<b>0</b>	<b>0</b>	<b>0</b>

## DAWUANE SMOOT'S NFL POSTSEASON DEFENSIVE STATISTICS

DATE	TEAM	GP	GS	TACKLES							INTERCEPTIONS						O. FUMB			ST				MISC				
				TK	S	A	TFL	YDS	SK	YDS	QBH	NO	YDS	LG	TD	PD	FF	FR	YDS	TK	S	A	FF	FR	S	A		
2017	Jaguars	3	0	0	0	0	0	0	0.0	0.0	2	0	0	0	0	0	0	0	0	0	1	1	0	0	0	0	0	0
<b>NFL TOTALS</b>		<b>3</b>	<b>0</b>	<b>0</b>	<b>0</b>	<b>0</b>	<b>0</b>	<b>0</b>	<b>0.0</b>	<b>0.0</b>	<b>2</b>	<b>0</b>	<b>0</b>	<b>0</b>	<b>0</b>	<b>0</b>	<b>0</b>	<b>0</b>	<b>0</b>	<b>1</b>	<b>1</b>	<b>0</b>	<b>0</b>	<b>0</b>	<b>0</b>	<b>0</b>	<b>0</b>	



**SINGLE-GAME HIGHS: DEFENSIVE**

**Total Tackles** 4 at Minnesota Vikings, Dec 06, 2020  
 3 at Baltimore Ravens, Dec 20, 2020  
 ...2 more at 3.

**Sacks** 2.0 at Minnesota Vikings, Dec 06, 2020  
 2.0 vs. Tennessee Titans, Sep 19, 2019

**Forced Fumbles** 1 at Baltimore Ravens, Dec 20, 2020  
 1 vs. Tennessee Titans, Dec 13, 2020

**Fumble Recoveries** 1 vs. Indianapolis Colts, Dec 29, 2019  
**Tackles For Loss** 2 at Minnesota Vikings, Dec 06, 2020  
 2 vs. Tennessee Titans, Sep 19, 2019

**Special Teams Tackles** 2 at Arizona Cardinals, Nov 26, 2017  
 1 vs. Indianapolis Colts, Dec 03, 2017  
 ...2 more at 1.

**SINGLE-GAME HIGHS - POSTSEASON: DEFENSIVE**

**Special Teams Tackles** 1 at New England Patriots, Jan 21, 2018

**2020 GAME-BY-GAME REGULAR-SEASON STATISTICS (JAGUARS)**

DATE	OPPONENT	P/S	TACKLES							INTERCEPTIONS					O. FUMB			ST					MISC			SCORE	
			TK	S	A	SK	YDS	TFL	YDS	QBH	NO	YDS	LG	TD	PD	FF	FR	YDS	TK	S	A	FF	FR	S	A		W/L
09/13	Colts	P	0	0	0	0.0	0.0	0	0	1	0	0	0	0	0	0	0	0	0	0	0	0	0	0	0	W	27-20
09/20	at Titans	P	1	1	0	0.0	0.0	0	0	0	0	0	0	0	0	0	0	0	0	0	0	0	0	0	0	L	30-33
09/24	Dolphins	P	0	0	0	0.0	0.0	0	0	0	0	0	0	0	0	0	0	0	0	0	0	0	0	0	0	L	13-31
10/04	at Bengals	P	3	3	0	0.0	0.0	1	1	0	0	0	0	0	0	0	0	0	0	0	0	0	0	0	0	L	25-33
10/11	at Texans	S	2	2	0	1.0	2.0	1	2	4	0	0	0	0	0	0	0	0	0	0	0	0	0	0	0	L	14-30
10/18	Lions	P	2	1	1	0.0	0.0	0	0	1	0	0	0	0	0	0	0	0	0	0	0	0	0	0	0	L	16-34
10/25	at Chargers	P	2	1	1	0.5	1.0	0	0	2	0	0	0	0	0	0	0	0	0	0	0	0	0	0	0	L	29-39
11/08	Texans	P	1	0	1	0.0	0.0	0	0	1	0	0	0	0	0	0	0	0	0	0	0	0	0	0	0	L	25-27
11/15	at Packers	P	0	0	0	0.0	0.0	0	0	0	0	0	0	0	0	0	0	0	0	0	0	0	0	0	0	L	20-24
11/22	Steelers	P	1	1	0	0.0	0.0	0	0	1	0	0	0	0	0	0	0	0	0	0	0	0	0	0	0	L	3-27
11/29	Browns	S	1	1	0	1.0	6.0	1	6	1	0	0	0	0	0	0	0	0	0	0	0	0	0	0	0	L	25-27
12/06	at Vikings	S	4	3	1	2.0	14.0	2	14	3	0	0	0	0	0	0	0	0	0	0	0	0	0	0	0	L	24-27+
12/13	Titans	S	2	2	0	0.0	0.0	0	0	0	0	0	0	0	0	1	0	0	0	0	0	0	0	0	0	L	10-31
12/20	at Ravens	S	3	3	0	1.0	0.0	0	0	2	0	0	0	0	0	1	0	0	0	0	0	0	0	0	0	L	14-40
12/27	Bears	S	0	0	0	0.0	0.0	0	0	1	0	0	0	0	0	0	0	0	0	0	0	0	0	0	0	L	17-41
01/03	at Colts	S	2	2	0	0.0	0.0	0	0	0	0	0	0	0	0	0	0	0	0	0	0	0	0	0	0	L	14-28
<b>2020 TOTALS</b>			<b>16-7</b>	<b>24</b>	<b>20</b>	<b>4</b>	<b>5.5</b>	<b>23.0</b>	<b>5</b>	<b>23</b>	<b>17</b>	<b>0</b>	<b>0</b>	<b>0</b>	<b>0</b>	<b>0</b>	<b>2</b>	<b>0</b>	<b>0</b>	<b>0</b>	<b>0</b>	<b>0</b>	<b>0</b>	<b>0</b>	<b>0</b>	<b>0</b>	<b>1-15</b>

+ - Overtime





# JAWAAN TAYLOR | 75



**POSITION:** OFFENSIVE LINEMAN

**HT:** 6-5 | **WT:** 330 | **DOB:** 11-25-1997

**COLLEGE:** FLORIDA

**HOMETOWN:** COCOA, FLA.

**ACQ:** D2-'19

**EXP:** 3rd YEAR



@jawaan\_taylor74



@jawaan.

## KEY TRANSACTIONS

- Originally drafted by Jacksonville in the second round (35th overall) of the 2019 draft

## PRO

### 2020 (Jaguars)

- Started all 16 games in which he appeared at right tackle... Part of an offensive line that helped rookie RB James Robinson tally the most scrimmage yards (1,414) and the second-most rushing yards (1,070) by an undrafted rookie in NFL history

### 2019 (Jaguars)

- Started in all 16 games, becoming the first Jaguars rookie on offense to start in all 16 games since OL Maurice Williams in 2001... Part of an offensive line that helped RB Leonard Fournette gain 1,674 yards from scrimmage... Fournette became the only Jaguars player since 2011 to post at least 1,500 scrimmage yards in a single season

## COLLEGE

- Did not miss a game in his three-year career for the Gators, playing in all 37 games with 35 starts (33 at right tackle, two at left tackle)
- Was part of a Gator offensive line in 2018 that allowed 18 sacks, the 20th-fewest in the NCAA and third-fewest in the SEC, garnering Second-Team All-SEC accolades from Athlon Sports
- Declared for the NFL Draft following his junior season

## PERSONAL

- Attended Cocoa (Fla.) High School
- Member of the 2015 Florida Class 4A First Team All-State
- As a senior, helped his team to a 10-3 record and reach the Class 4A State Semifinals
- Son of Robert and Wendy Taylor
- Learned to play the drums in church
- Avid fisherman and caught a 400 lb. goliath grouper while fishing in 2020

## JAWAAN TAYLOR'S NFL REGULAR SEASON STATISTICS

DATE	TEAM	GP	GS
2019	Jaguars	16	16
2020	Jaguars	16	16
<b>NFL TOTALS</b>		<b>32</b>	<b>32</b>

## 2020 GAME-BY-GAME REGULAR-SEASON STATISTICS (JAGUARS)

DATE	OPPONENT	P/S	W/L	SCORE
09/13	Colts	S	W	27-20
09/20	at Titans	S	L	30-33
09/24	Dolphins	S	L	13-31
10/04	at Bengals	S	L	25-33
10/11	at Texans	S	L	14-30
10/18	Lions	S	L	16-34
10/25	at Chargers	S	L	29-39
11/08	Texans	S	L	25-27
11/15	at Packers	S	L	20-24
11/22	Steelers	S	L	3-27
11/29	Browns	S	L	25-27
12/06	at Vikings	S	L	24-27+
12/13	Titans	S	L	10-31
12/20	at Ravens	S	L	14-40
12/27	Bears	S	L	17-41
01/03	at Colts	S	L	14-28
<b>2020 TOTALS</b>		<b>16-16</b>	<b>1-15</b>	

+ - Overtime





# TIM TEBOW | 85



**POSITION:** TIGHT END  
**HT:** 6-3 | **WT:** 255 | **DOB:** 8-14-1987  
**COLLEGE:** FLORIDA  
**HOMETOWN:** JACKSONVILLE, FLA.  
**ACQ:** FA-'21  
**EXP:** 4th YEAR

@TimTebow

@timtebow

## KEY TRANSACTIONS

- Originally selected by Denver in the first round (25th overall) in the 2010 Draft
- Traded to the Jets on 3/26/12
- Signed by Jacksonville as a free agent on 5/20/21

## PRO

### 2012 (Jets)

- Appeared in 12 games with two starts... Completed six passes on eight attempts... Added 32 rushes for 102 yards

### 2011 (Broncos)

- Started the final 11 games of the season, compiling a 7-4 record as a starter and leading Denver to their first postseason win since the 2005 season... Finished with 1,729 yards on 126-of-271 passing for 12 touchdowns, six interceptions and a 72.9 rating... Compiled 660 rushing yards, ranked second among quarterbacks, and six rushing touchdowns
- 12/4 at MIN:** Posted a career-best 149.3 rating, the second-highest of any NFL quarterback that season... Trailing 21-20 entering the fourth quarter, registered the fifth fourth-quarter comeback in his first 10 career starts, tying him with Scott Brunner and Marc Wilson for the most fourth-quarter comebacks in a quarterback's first 10 career starts
- 1/8 vs. PIT:** On the first play of overtime, ended the game with an 80-yard touchdown pass to WR Demaryius Thomas, marking the longest scoring play in NFL postseason history... Finished the game with 316 yards passing, two touchdowns and a 125.6 rating

### 2010 (Broncos)

- Played nine games, including starts at QB in the final three games
- Completed 41-of-82 (50.0%) passes for 654 yards with five touchdowns and three interceptions (82.1 rating)
- 12/26 vs. HOU:** Led the first fourth-quarter comeback of his career when he threw and ran for touchdowns in the fourth quarter... Trailing 17-0 at halftime and 23-10 entering the fourth quarter... Threw for 300 yards for the first time in his career, completing 16-of-29 passes for 308 yards, one touchdown, one interception and a 89.4 rating

## COLLEGE

- Finished his college career 661-995, 9,285 yards, 88 TDs, 16 INTs and led the Gators to a 35-6 record as a starter while three times earning first-team All-SEC honors
- Earned the Maxwell Award (nation's best player) in 2007 and 2008 as just the second player in college football history to achieve the honor in consecutive seasons
- Became the first player in NCAA history to pass and rush for at least 20 touchdowns in a season and the first-ever sophomore winner of the Heisman Trophy in 2007
- A finalist for the Heisman Trophy for three-consecutive years (won the award in 2007) and was part of two national championship teams under Urban Meyer (2006, 2008)

## PERSONAL

- Finished his high school career with several Florida prep records, including passing yards (9,940) and touchdowns (159)
- Twice received first-team all-state honors and was a Parade All-American as a senior after leading Nease High School to its first-ever Class 4A state title
- Born in Makati City, Philippines
- Earned a bachelors degree in family, youth and community sciences

### TIM TEBOW'S NFL REGULAR SEASON PASSING/RUSHING STATISTICS

DATE	TEAM	GP	GS	PASSING										RUSHING					
				ATT.	CMP.	PCT.	YDS	AVG.	TD	INT.	LG	SK	LST	RATE	NO.	YDS.	AVG.	LG	TD
2010	Broncos	9	3	82	41	50.0	654	8.0	5	3	50	6	26	82.1	43	227	5.3	40t	6
2011	Broncos	14	11	271	126	46.5	1,729	6.4	12	6	56t	33	225	72.9	122	660	5.4	32	6
2012	Jets	12	2	8	6	75.0	39	4.9	0	0	23	2	7	84.9	32	102	3.2	22	0
<b>TOTALS</b>		<b>35</b>	<b>16</b>	<b>361</b>	<b>173</b>	<b>47.9</b>	<b>2,422</b>	<b>6.7</b>	<b>17</b>	<b>9</b>	<b>56T</b>	<b>41</b>	<b>258</b>	<b>75.3</b>	<b>197</b>	<b>989</b>	<b>5.0</b>	<b>40T</b>	<b>12</b>

### TIM TEBOW'S NFL POSTSEASON PASSING/RUSHING STATISTICS

DATE	TEAM	GP	GS	PASSING										RUSHING					
				ATT.	CMP.	PCT.	YDS	AVG.	TD	INT.	LG	SK	LST	RATE	NO.	YDS.	AVG.	LG	TD
2011	Broncos	2	2	47	19	40.4	452	9.6	2	0	80t	5	28	90.0	15	63	4.2	14	1
<b>TOTALS</b>		<b>2</b>	<b>2</b>	<b>47</b>	<b>19</b>	<b>40.4</b>	<b>452</b>	<b>9.6</b>	<b>2</b>	<b>0</b>	<b>80T</b>	<b>5</b>	<b>28</b>	<b>90.0</b>	<b>15</b>	<b>63</b>	<b>4.2</b>	<b>14</b>	<b>1</b>





# LAQUON TREADWELL | 18



**POSITION:** WIDE RECEIVER  
**HT:** 6-2 | **WT:** 215 | **DOB:** 6-14-1995  
**COLLEGE:** MISSISSIPPI  
**HOMETOWN:** CHICAGO, ILLINOIS  
**ACQ:** FA -'21  
**EXP:** 5th YEAR

@SuccessfulQuon  
 @successfulquon

## KEY TRANSACTIONS

- Drafted by Minnesota in the first round (23rd overall) of the 2016 NFL Draft
- Signed by Atlanta on 3/22/20
- Signed by Jacksonville on 6/18/21

## PRO

### 2020 (Falcons)

- Recorded six receptions for 49 yards (8.2 avg.) and two touchdowns in five games
- 12/27 at KC: Recorded two receptions for 11 yards and one touchdown

### 2019 (Vikings)

- Recorded nine receptions for 184 yards (20.4 avg.) and one touchdown in 13 games
- 12/2 at SEA: Hauled in two catches for 58 yards and 1 TD

### 2018 (Vikings)

- Appeared in 15 games throughout his third season, tying his career high of seven starts
- Totaled 35 receptions for 302 yards and one TD on the season, all career highs
- 9/16 at GB: Scored his first career TD with a 14-yard grab in the 1st quarter... Totaled two catches for 23 yards and one TD on the day

### 2017 (Vikings)

- Totaled 20 catches for 200 yards while making seven starts and appearing in all 16 games
- 10/15 vs. GB: Tied his career-high with three catches and set a new career high with 51 yards

### 2016 (Vikings)

- Appeared in nine games and contributed mostly on special teams
- 11/6 vs. DET: Hauled in his first career reception for 15 yards

## COLLEGE

- SEC Freshman of the Year (2013), First Team All-SEC (2015), Third Team All American (2015)
- All-time leading pass catcher in Ole Miss history with 202 career receptions (seventh-most in SEC history) in three seasons
- Finished his career ranked third in school history with 2,393 receiving yards, third with 21 TD catches and tied for second with nine career 100-yard receiving games
- Caught a pass in all 35 games in which he played

## PERSONAL

- Attended Crete-Monee High School in Crete, Ill.
- Led Crete-Monee to its first ever Illinois Class 6A state title
- Named Illinois Male Athlete of the Year by the NWI Times along with Chicago Player of the Year
- Also played basketball

## LAQUON TREADWELL'S NFL REGULAR SEASON RUSHING/RECEIVING STATISTICS

DATE	TEAM	GP	GS	RECEIVING					RUSHING				
				NO.	YDS.	AVG.	LG	TD	NO.	YDS.	AVG.	LG	TD
2016	Vikings	9	1	1	15	15.0	15	0	0	0	0.0	0	0
2017	Vikings	16	7	20	200	10.0	25	0	0	0	0.0	0	0
2018	Vikings	15	7	35	302	8.6	22	1	0	0	0.0	0	0
2019	Vikings	13	1	9	184	20.4	58t	1	0	0	0.0	0	0
2020	Falcons	5	0	6	49	8.2	14	2	0	0	0.0	0	0
<b>NFL TOTALS</b>		<b>58</b>	<b>16</b>	<b>71</b>	<b>750</b>	<b>10.6</b>	<b>58T</b>	<b>4</b>	<b>0</b>	<b>0</b>	<b>0.0</b>	<b>0</b>	<b>0</b>





**LAQUON TREADWELL'S NFL POSTSEASON RUSHING/RECEIVING STATISTICS**

DATE	TEAM	RECEIVING							RUSHING				
		GP	GS	NO.	YDS.	AVG.	LG	TD	NO.	YDS.	AVG.	LG	TD
2017	Vikings	2	0	0	0	0.0	0	0	0	0	0.0	0	0
2019	Vikings	1	0	0	0	0.0	0	0	0	0	0.0	0	0
<b>NFL TOTALS</b>		<b>3</b>	<b>0</b>	<b>0</b>	<b>0</b>	<b>0.0</b>	<b>0</b>	<b>0</b>	<b>0</b>	<b>0</b>	<b>0.0</b>	<b>0</b>	<b>0</b>

**LAQUON TREADWELL'S NFL REGULAR SEASON RETURN STATISTICS**

DATE	TEAM	KICKOFF RETURNS					PUNT RETURNS					
		RET.	YDS.	AVG.	LG	TD	NO.	FC	YDS.	AVG.	LG	TD
2016	Vikings	1	0	0.0	0	0	0	0	0	0.0	0	0
2017	Vikings	0	0	0.0	0	0	0	0	0	0.0	0	0
2018	Vikings	0	0	0.0	0	0	0	0	0	0.0	0	0
2019	Vikings	0	0	0.0	0	0	0	0	0	0.0	0	0
2020	Falcons	0	0	0.0	0	0	0	0	0	0.0	0	0
<b>NFL TOTALS</b>		<b>1</b>	<b>0</b>	<b>0.0</b>	<b>0</b>	<b>0</b>	<b>0</b>	<b>0</b>	<b>0</b>	<b>0.0</b>	<b>0</b>	<b>0</b>

**LAQUON TREADWELL'S NFL POSTSEASON RETURN STATISTICS**

DATE	TEAM	KICKOFF RETURNS					PUNT RETURNS					
		RET.	YDS.	AVG.	LG	TD	NO.	FC	YDS.	AVG.	LG	TD
2017	Vikings	0	0	0.0	0	0	0	0	0	0.0	0	0
2019	Vikings	0	0	0.0	0	0	0	0	0	0.0	0	0
<b>NFL TOTALS</b>		<b>0</b>	<b>0</b>	<b>0.0</b>	<b>0</b>	<b>0</b>	<b>0</b>	<b>0</b>	<b>0</b>	<b>0.0</b>	<b>0</b>	<b>0</b>

**SINGLE-GAME HIGHS: RUSHING/RECEIVING**

<b>Receptions</b>	4 vs. Arizona Cardinals, Oct 14, 2018 4 at Los Angeles Rams, Sep 27, 2018 ...1 more at 4.	<b>Kickoff Returns</b>	1 vs. New York Giants, Oct 03, 2016
<b>Receiving Yards</b>	58 at Seattle Seahawks, Dec 02, 2019 58 at Kansas City Chiefs, Nov 03, 2019	<b>Special Teams Tackles</b>	1 at Jacksonville Jaguars, Dec 11, 2016
<b>Longest Receptions</b>	58t at Seattle Seahawks, Dec 02, 2019 36 vs. Detroit Lions, Dec 08, 2019	<b>Miscellaneous Tackles</b>	1 vs. New Orleans Saints, Oct 28, 2018 1 vs. Green Bay Packers, Oct 15, 2017 ...1 more at 1.
<b>Receiving TDs</b>	1 at Kansas City Chiefs, Dec 27, 2020 1 at Los Angeles Chargers, Dec 13, 2020 ...2 more at 1.	<b>Most TDs</b>	1 at Kansas City Chiefs, Dec 27, 2020 1 at Los Angeles Chargers, Dec 13, 2020 ...2 more at 1.
<b>All-Purpose Yards</b>	58 at Seattle Seahawks, Dec 02, 2019 58 at Kansas City Chiefs, Nov 03, 2019		

**2020 GAME-BY-GAME REGULAR-SEASON STATISTICS (FALCONS)**

DATE	OPPONENT	P/S	RECEIVING					RUSHING					W/L	SCORE	
			NO.	YDS.	AVG.	LG	TD	NO.	YDS.	AVG.	LG	TD			
09/13	Seahawks												L	25-38	
09/20	at Cowboys												L	39-40	
09/27	Bears												L	26-30	
10/05	at Packers												L	16-30	
10/11	Panthers												L	16-23	
10/18	at Vikings												W	40-23	
10/25	Lions												L	22-23	
10/29	at Panthers												W	25-17	
11/08	Broncos												W	34-27	
11/22	at Saints												L	9-24	
11/29	Raiders												W	43-6	
12/06	Saints	P	0	0	0.0	0	0	0	0.0	0	0	0	L	16-21	
12/13	at Chargers	P	1	9	9.0	9t	1	0	0.0	0	0	0	L	17-20	
12/20	Buccaneers	P	1	14	14.0	14	0	0	0.0	0	0	0	L	27-31	
12/27	at Chiefs	P	2	11	5.5	6	1	0	0.0	0	0	0	L	14-17	
01/03	at Buccaneers	P	2	15	7.5	11	0	0	0.0	0	0	0	L	27-44	
<b>2020 TOTALS</b>			<b>5-0</b>	<b>6</b>	<b>49</b>	<b>8.2</b>	<b>14</b>	<b>2</b>	<b>0</b>	<b>0</b>	<b>0.0</b>	<b>0</b>	<b>0</b>	<b>4-12</b>	





# TRE'VOUR WALLACE-SIMMS | 77



**POSITION:** OFFENSIVE LINEMAN  
**HT:** 6-5 | **WT:** 360 | **DOB:** 9-25-1997  
**COLLEGE:** MISSOURI  
**HOMETOWN:** ST. LOUIS, ILL.  
**ACQ:** FA-'20  
**EXP:** 2nd YEAR

@fatt\_dinero75

## KEY TRANSACTIONS

- Originally signed as an undrafted free agent by the Jaguars on 4/27/20

## PRO

### 2020 (Jaguars)

- Spent the 2020 season as a member of the practice squad
- Was a practice squad elevation for Week 14-17

## COLLEGE

- Played in 50 games, making 38 consecutive starts... Earned First-Team All-SEC as a senior in 2019 after starting all 12 games (seven at right guard and five at right guard)
- Earned first-team all-conference honors by the Associated Press in 2018 after starting 13 games at right guard and not allowing a sack or committing a penalty
- Became a full-time starter in 2017 and helped the Tigers rank 14th nationally in scoring offense... Played in all 12 games for Missouri as a true freshman

## PERSONAL

- Enjoys video games and collects shoes

## TRE'VOUR WALLACE-SIMMS' NFL REGULAR SEASON STATISTICS


DATE	TEAM	GP	GS
2020	Jaguars	4	0
<b>NFL TOTALS</b>		<b>4</b>	<b>0</b>

## 2020 GAME-BY-GAME REGULAR-SEASON STATISTICS (JAGUARS)

DATE	OPPONENT	P/S		W/L	SCORE
09/13	Colts		PRACTICE SQUAD	W	27-20
09/20	at Titans		PRACTICE SQUAD	L	30-33
09/24	Dolphins		PRACTICE SQUAD	L	13-31
10/04	at Bengals		PRACTICE SQUAD	L	25-33
10/11	at Texans		PRACTICE SQUAD	L	14-30
10/18	Lions		PRACTICE SQUAD	L	16-34
10/25	at Chargers		PRACTICE SQUAD	L	29-39
11/08	Texans		PRACTICE SQUAD	L	25-27
11/15	at Packers		PRACTICE SQUAD	L	20-24
11/22	Steelers		PRACTICE SQUAD	L	3-27
11/29	Browns		PRACTICE SQUAD	L	25-27
12/06	at Vikings		PRACTICE SQUAD	L	24-27+
12/13	Titans	P		L	10-31
12/20	at Ravens	P		L	14-40
12/27	Bears	P		L	17-41
01/03	at Colts	P		L	14-28
<b>2020 TOTALS</b>		<b>4-0</b>		<b>1-15</b>	

+ - Overtime





# JIHAD WARD | 59



**POSITION:** DEFENSIVE LINEMAN

**HT:** 6-5 | **WT:** 290 | **DOB:** 5-11-1994

**COLLEGE:** ILLINOIS

**HOMETOWN:** PHILADELPHIA, PA.

**ACQ:** UFA (BAL)-'21

**EXP:** 6th YEAR



@JIHADWARD17



@haddy

## KEY TRANSACTIONS

- Originally selected by Las Vegas in the second round (44th overall) of the 2016 Draft
- Acquired by the Cowboys in a trade with Oakland on 4/28/18 in exchange for WR Ryan Switzer
- Signed to Indianapolis' practice squad on 9/3/18... Activated to the Colts' 53-man roster on 9/13/18
- Signed by the Ravens on 10/7/19... Re-signed as an unrestricted free agent with the Ravens on 3/21/20
- Signed by Jacksonville as an unrestricted free agent on 3/17/21

## PRO

### 2020 (Ravens)

- Appeared in 10 games, totaling 16 tackles, a career-high-tying 3.0 sacks (2018) and eight quarterback hits... Helped Baltimore's defense rank No. 2 in both points allowed (18.9) and third-down efficiency (34.0%)... Also matched his career high with four tackles for loss and two passes defended
- **12/27 vs. NYG:** Tallied Baltimore's first sack of the game and two QBHs in the 27-13 win... With his third sack of the season, Ward matched his single-season career high set in 2018
- **1/10 at TEN:** Posted three tackles, including one tackle for loss in the 20-13 Wild Card Playoff win

### 2019 (Ravens & Colts)

- Spent Weeks 1-4 with the Indianapolis Colts, appearing in three games and recorded one pass defended
- After signing to the Ravens' 53-man roster in Week 6, recorded seven tackles, one sack and two fumble recoveries in 11 games, helping Baltimore's defense rank No. 3 in points (17.6) and No. 4 in yards (300.6) allowed per game... Played in 11 games with the Ravens
- **12/8 at BUF:** Recovered a fumble forced by OLB Matthew Judon that later led to a field goal, helping the Ravens clinch their second-consecutive playoff berth in the 24-17 victory

### 2018 (Colts)

- Finished with four tackles (all solo) and a career-high three sacks and three tackles for loss in six games before being placed on injured reserve with an ankle injury
- Was promoted to the Colts' 53-man roster on 9/13 after a short stint on the practice squad
- **9/16 at WAS:** Recorded 1.0 sack, one tackle for loss and tied a career high with three quarterback hits in his first game action of the 2018 campaign

### 2017 (Raiders)

- Finished with two tackles (one solo), one sack, one tackle for loss, and one quarterback hit in his second NFL season
- **12/24 at PHI:** Took down QB Nick Foles for a 9-yard loss, marking his first-career sack

### 2016 (Raiders)

- Totaled a career-high 30 tackles (14 solo), one fumble recovery and 10 QBHs in his rookie campaign... Played both defensive end and defensive tackle and was one of three Raiders rookies to play in all 16 games
- **9/11 at NO:** Debuted as Oakland's only rookie starter in Week 1 and tallied three tackles... Added one fumble recovery following a LB Bruce Irvin sack-fumble of QB Drew Brees on the opening series of the game
- **12/8 at KC:** Set a new career high with seven tackles (five solo)

## COLLEGE

- Played two years at Illinois after transferring from Globe Institute of Technology (New York, N.Y.)... Totaled 104 tackles, 4.5 sacks, three forced fumbles, five fumble recoveries and three passes defended in 25 games
- Started all 12 games on the defensive line as a senior, playing both defensive end and defensive tackle... Totaled 53 tackles, 1.5 sacks, one forced fumble, one fumble recovery, and two passes defended... Earned All-Big Ten honorable mention
- As a junior, started all 13 games at DE... Totaled 51 tackles, 3.0 sacks, two forced fumbles, four fumble recoveries and one PD on the season... His four fumble recoveries ranked second in FBS and led the Big Ten... Named an All-Big Ten honorable mention honoree... Voted Illinois' Defensive Newcomer of the Year
- Played two seasons at Globe Institute of Technology, totaling 81 tackles and 10.0 sacks
- Appeared in seven games in 2013 at Globe Tech, racking up 26 tackles, 2.0 sacks and three tackles for loss

## PERSONAL

- Interested in becoming a defensive line coach and investing in real estate after his playing career... Wants to purchase apartment buildings to rent to students on university campuses
- Earned All-City honors in Philadelphia in each of his final two prep seasons (2010-11)... Also played wide receiver in high school
- Majored in sport management at Illinois
- Attended Edward W. Bok Technical (Philadelphia, Pa) HS
- Began his high school career as a wide receiver and safety before eventually settling in at defensive end... Was named first-team All-City in 2011 and second-team All-City in 2010
- Played in Philadelphia Eagles Public vs. Non-Public City All-Star game at Lincoln Financial Field in spring 2012



**JIHAD WARD'S NFL REGULAR SEASON DEFENSIVE STATISTICS**

DATE	TEAM	GP	TACKLES								INTERCEPTIONS						O. FUMB					ST				MISC	
			GS	TK	S	A	TFL	YDS	SK	YDS	QBH	NO	YDS	LG	TD	PD	FF	FR	YDS	TK	S	A	FF	FR	S	A	
2016	Raiders	16	13	30	16	14	0	0	0.0	0.0	10	0	0	0	0	0	1	0	0	0	0	0	0	0	0	0	
2017	Raiders	5	1	2	1	1	1	9	1.0	9.0	1	0	0	0	0	0	0	0	0	0	0	0	0	0	0		
2018	Colts	6	0	4	4	0	3	12	3.0	12.0	6	0	0	0	0	0	0	0	0	0	0	0	0	0	0		
2019	Colts	3	0	0	0	0	0	0	0.0	0.0	1	0	0	0	0	1	0	0	0	0	0	0	0	0	0		
Went from Indianapolis to Baltimore.																											
2019	Ravens	11	0	7	3	4	1	8	1.0	8.0	4	0	0	0	0	0	2	2	2	0	0	0	0	0	0		
2019	TOTAL	14	0	7	3	4	1	8	1.0	8.0	5	0	0	0	0	1	2	2	0	0	0	0	0	0	0		
2020	Ravens	10	0	16	7	9	4	27	3.0	23.0	8	0	0	0	0	2	0	0	0	0	0	0	0	0	0		
<b>NFL TOTALS</b>		<b>51</b>	<b>14</b>	<b>59</b>	<b>31</b>	<b>28</b>	<b>9</b>	<b>56</b>	<b>8.0</b>	<b>52.0</b>	<b>30</b>	<b>0</b>	<b>0</b>	<b>0</b>	<b>0</b>	<b>3</b>	<b>0</b>	<b>3</b>	<b>2</b>	<b>0</b>	<b>0</b>	<b>0</b>	<b>0</b>	<b>0</b>	<b>0</b>		

**JIHAD WARD'S NFL POSTSEASON DEFENSIVE STATISTICS**

DATE	TEAM	GP	TACKLES								INTERCEPTIONS						O. FUMB					ST				MISC	
			GS	TK	S	A	TFL	YDS	SK	YDS	QBH	NO	YDS	LG	TD	PD	FF	FR	YDS	TK	S	A	FF	FR	S	A	
2016	Raiders	0	0	0	0	0	0	0	0.0	0.0	0	0	0	0	0	0	0	0	0	0	0	0	0	0	0		
2018	Colts	0	0	0	0	0	0	0	0.0	0.0	0	0	0	0	0	0	0	0	0	0	0	0	0	0	0		
2019	Ravens	1	0	2	2	0	0	0	0.0	0.0	2	0	0	0	0	0	0	0	0	0	0	0	0	0	0		
2020	Ravens	2	0	3	3	0	1	10	0.0	0.0	0	0	0	0	0	0	0	0	0	0	0	0	0	0	0		
<b>NFL TOTALS</b>		<b>3</b>	<b>0</b>	<b>5</b>	<b>5</b>	<b>0</b>	<b>1</b>	<b>10</b>	<b>0.0</b>	<b>0.0</b>	<b>2</b>	<b>0</b>	<b>0</b>	<b>0</b>	<b>0</b>	<b>0</b>	<b>0</b>	<b>0</b>	<b>0</b>	<b>0</b>	<b>0</b>	<b>0</b>	<b>0</b>	<b>0</b>	<b>0</b>		

**SINGLE-GAME HIGHS: DEFENSIVE**

<b>Total Tackles</b>	7 at Kansas City Chiefs, Dec 08, 2016 6 vs. Cleveland Browns, Sep 13, 2020	<b>Fumble Recoveries</b>	1 vs. New York Jets, Dec 12, 2019 1 at Buffalo Bills, Dec 08, 2019 ...1 more at 1.
<b>Sacks</b>	1.0 vs. New York Giants, Dec 27, 2020 1.0 vs. Dallas Cowboys, Dec 08, 2020 ...6 more at 1.0.	<b>Tackles For Loss</b>	1 vs. New York Giants, Dec 27, 2020 1 vs. Dallas Cowboys, Dec 08, 2020 ...7 more at 1.
<b>Passes Defensed</b>	1 at Cincinnati Bengals, Jan 03, 2021 1 at Cleveland Browns, Dec 14, 2020 ...1 more at 1.	<b>Longest Opponent's Fumble Return</b>	2 at Buffalo Bills, Dec 08, 2019

**SINGLE-GAME HIGHS - POSTSEASON: DEFENSIVE**

<b>Total Tackles</b>	3 at Tennessee Titans, Jan 10, 2021 2 vs. Tennessee Titans, Jan 11, 2020	<b>Tackles For Loss</b>	1 at Tennessee Titans, Jan 10, 2021
----------------------	---	-------------------------	-------------------------------------

**2020 GAME-BY-GAME REGULAR-SEASON STATISTICS (RAVENS)**

DATE	OPPONENT	P/S	TACKLES								INTERCEPTIONS						O. FUMB					ST				MISC	
			TK	S	A	SK	YDS	TFL	YDS	QBH	NO	YDS	LG	TD	PD	FF	FR	YDS	TK	S	A	FF	FR	S	A	W/L	SCORE
09/13	Browns	P	6	1	5	0.0	0.0	0	0	0	0	0	0	0	0	0	0	0	0	0	0	0	0	0	W	38-6	
09/20	at Texans	P	2	0	2	0.0	0.0	0	0	0	0	0	0	0	0	0	0	0	0	0	0	0	0	0	W	33-16	
09/28	Chiefs	P	2	2	0	0.0	0.0	1	4	0	0	0	0	0	0	0	0	0	0	0	0	0	0	0	L	20-34	
10/04	at Washington	P	0	0	0	0.0	0.0	0	0	0	0	0	0	0	0	0	0	0	0	0	0	0	0	0	W	31-17	
10/11	Bengals	P	0	0	0	0.0	0.0	0	0	1	0	0	0	0	0	0	0	0	0	0	0	0	0	0	W	27-3	
10/18	at Eagles	P	2	1	1	1.0	7.0	1	7	1	0	0	0	0	0	0	0	0	0	0	0	0	0	0	W	30-28	
11/01	Steelers										ON INACTIVE LIST													L	24-28		
11/08	at Colts										ON INACTIVE LIST													W	24-10		
11/15	at Patriots										ON INACTIVE LIST													L	17-23		
11/22	Titans										ON INACTIVE LIST													L	24-30+		
12/02	at Steelers										RESERVE/COVID-19													L	14-19		
12/08	Cowboys	P	1	1	0	1.0	8.0	1	8	4	0	0	0	0	0	0	0	0	0	0	0	0	0	0	W	34-17	
12/14	at Browns	P	1	0	1	0.0	0.0	0	0	0	0	0	0	0	1	0	0	0	0	0	0	0	0	0	W	47-42	
12/20	Jaguars										ON INACTIVE LIST													W	40-14		
12/27	Giants	P	1	1	0	1.0	8.0	1	8	2	0	0	0	0	0	0	0	0	0	0	0	0	0	0	W	27-13	
01/03	at Bengals	P	1	1	0	0.0	0.0	0	0	0	0	0	0	0	1	0	0	0	0	0	0	0	0	0	W	38-3	
<b>2020 TOTALS</b>		<b>10-0</b>	<b>16</b>	<b>7</b>	<b>9</b>	<b>3.0</b>	<b>23.0</b>	<b>4</b>	<b>27</b>	<b>8</b>	<b>0</b>	<b>0</b>	<b>0</b>	<b>0</b>	<b>2</b>	<b>0</b>	<b>0</b>	<b>0</b>	<b>0</b>	<b>0</b>	<b>0</b>	<b>0</b>	<b>0</b>	<b>0</b>	<b>11-5</b>		

+ - Overtime

**2020 GAME-BY-GAME POSTSEASON STATISTICS (RAVENS)**

DATE	OPPONENT	P/S	TACKLES								INTERCEPTIONS						O. FUMB					ST				MISC	
			TK	S	A	SK	YDS	TFL	YDS	QBH	NO	YDS	LG	TD	PD	FF	FR	YDS	TK	S	A	FF	FR	S	A	W/L	SCORE
01/10	at Titans	P	3	3	0	0.0	0.0	1	10	0	0	0	0	0	0	0	0	0	0	0	0	0	0	0	W	20-13	
01/16	at Bills	P	0	0	0	0.0	0.0	0	0	0	0	0	0	0	0	0	0	0	0	0	0	0	0	0	L	3-17	
<b>2020 TOTALS</b>		<b>2-0</b>	<b>3</b>	<b>3</b>	<b>0</b>	<b>0.0</b>	<b>0.0</b>	<b>1</b>	<b>10</b>	<b>0</b>	<b>0</b>	<b>0</b>	<b>0</b>	<b>0</b>	<b>0</b>	<b>0</b>	<b>0</b>	<b>0</b>	<b>0</b>	<b>0</b>	<b>0</b>	<b>0</b>	<b>0</b>	<b>0</b>	<b>1-1</b>		







# QUINCY WILLIAMS | 56



**POSITION:** LINEBACKER  
**HT:** 5-11 | **WT:** 230 | **DOB:** 8-28-1996  
**COLLEGE:** MURRAY STATE  
**HOMETOWN:** BIRMINGHAM, ALA.  
**ACQ:** D3-'19  
**EXP:** 3rd YEAR

 @quincywilliams\_

 @thequincywilliams\_

## KEY TRANSACTIONS

- Originally drafted by Jacksonville in the third round (98th overall) of the 2019 draft

## PRO

### 2020 (Jaguars)

- Appeared in seven games during the season, posting nine tackles (five solo), one tackle for loss, one pass defended and one forced fumble... Sustained a core muscle injury during training camp and was placed on injured reserve following final roster reductions... Was designated for return from the reserve/injured list on Sept. 30... Activated to 53-man roster from reserve/injured-designated to return on Oct. 10
- 10/25 at LAC:** Saw action at linebacker and posted seven tackles, including one tackle for loss, and his first career pass defended
- 12/6 at MIN:** Saw action on special teams, posting two tackles

### 2019 (Jaguars)

- Appeared in 11 games during his rookie campaign, starting eight and tallied 48 tackles (30 solo), including two tackles for loss... Season was cut short after being placed on injured reserve on Dec. 11 due to a season-ending knee injury suffered in Week 11 against the L.A. Chargers
- 9/8 vs. K.C.:** Made his NFL debut with a start at linebacker, registering four tackles and one tackle for loss
- 9/15 at HOU:** Started at linebacker and led the team with eight tackles
- 11/24 at TEN:** Started at weakside linebacker, contributing six tackles (four solo), including one tackle for loss

## COLLEGE

- Played in 43 games at Murray State and registered 231 tackles (142 solo), 18 tackles for loss, nine passes defended, three forced fumbles, three INTs and one fumble recovery
- Earned First-Team All-Ohio Valley Conference honors as a senior in 2018, recording a team-leading 111 tackles (78 solo), 9.5 tackles for loss, six passes defended, two INTs and two forced fumbles... Williams' 7.1 solo tackles per game ranked second in the FCS
- Played in 11 games with 10 starts in 2017 as a junior, finishing fourth on the team with 57 tackles

## PERSONAL

- Played at Wenonah (Ala.) High School and earned Birmingham Athletic Partnership Defensive Player of the Year as a senior
- Quincy Williams' younger brother, Quinnen Williams, attended Alabama and was selected by the New York Jets with the No. 3 overall selection in 2019
- Grew up swimming competitively and competed in the Junior Olympics

## QUINCY WILLIAMS' NFL REGULAR SEASON DEFENSIVE STATISTICS

DATE	TEAM	GP	GS	TACKLES				INTERCEPTIONS				O. FUMB			ST				MISC						
				TK	S	A	TFL	YDS	SK	YDS	QBH	NO	YDS	LG	TD	PD	FF	FR	YDS	TK	S	A	FF	FR	S
2019	Jaguars	11	8	48	30	18	2	6	0.0	0.0	0	0	0	0	0	0	0	0	0	0	0	0	0	0	0
2020	Jaguars	7	0	9	5	4	1	2	0.0	0.0	0	0	0	0	1	0	0	0	2	0	2	1	0	0	0
<b>NFL TOTALS</b>		<b>18</b>	<b>8</b>	<b>57</b>	<b>35</b>	<b>22</b>	<b>3</b>	<b>8</b>	<b>0.0</b>	<b>0.0</b>	<b>0</b>	<b>0</b>	<b>0</b>	<b>0</b>	<b>1</b>	<b>0</b>	<b>0</b>	<b>0</b>	<b>2</b>	<b>0</b>	<b>2</b>	<b>1</b>	<b>0</b>	<b>0</b>	<b>0</b>

## SINGLE-GAME HIGHS: DEFENSIVE

**Total Tackles** 8 at Denver Broncos, Sep 29, 2019  
 8 vs. Tennessee Titans, Sep 19, 2019  
 ...1 more at 8.

**Passes Defended** 1 at Los Angeles Chargers, Oct 25, 2020

**Tackles For Loss** 1 at Los Angeles Chargers, Oct 25, 2020  
 1 at Tennessee Titans, Nov 24, 2019  
 ...1 more at 1.

**Special Teams Tackles** 2 at Minnesota Vikings, Dec 06, 2020

**Special Teams Forced Fumbles** 1 at Minnesota Vikings, Dec 06, 2020



**2020 GAME-BY-GAME REGULAR-SEASON STATISTICS (JAGUARS)**

DATE	OPPONENT	P/S	TACKLES					INTERCEPTIONS					O. FUMB			ST					MISC		W/L	SCORE			
			TK	S	A	SK	YDS	TFL	YDS	QBH	NO	YDS	LG	TD	PD	FF	FR	YDS	TK	S	A	FF			FR	S	A
09/13	Colts																									W	27-20
09/20	at Titans																									L	30-33
09/24	Dolphins																									L	13-31
10/04	at Bengals																									L	25-33
10/11	at Texans	P	0	0	0	0.0	0.0	0	0	0	0	0	0	0	0	0	0	0	0	0	0	0	0	0	0	L	14-30
10/18	Lions	P	2	2	0	0.0	0.0	0	0	0	0	0	0	0	0	0	0	0	0	0	0	0	0	0	0	L	16-34
10/25	at Chargers	P	7	3	4	0.0	0.0	1	2	0	0	0	0	0	1	0	0	0	0	0	0	0	0	0	0	L	29-39
11/08	Texans	P	0	0	0	0.0	0.0	0	0	0	0	0	0	0	0	0	0	0	0	0	0	0	0	0	0	L	25-27
11/15	at Packers	P	0	0	0	0.0	0.0	0	0	0	0	0	0	0	0	0	0	0	0	0	0	0	0	0	0	L	20-24
11/22	Steelers																									L	3-27
11/29	Browns	P	0	0	0	0.0	0.0	0	0	0	0	0	0	0	0	0	0	0	0	0	0	0	0	0	0	L	25-27
12/06	at Vikings	P	0	0	0	0.0	0.0	0	0	0	0	0	0	0	0	0	0	0	2	0	2	1	0	0	0	L	24-27+
12/13	Titans																									L	10-31
12/20	at Ravens																									L	14-40
12/27	Bears																									L	17-41
01/03	at Colts																									L	14-28
<b>2020 TOTALS</b>		<b>7-0</b>	<b>9</b>	<b>5</b>	<b>4</b>	<b>0.0</b>	<b>0.0</b>	<b>1</b>	<b>2</b>	<b>0</b>	<b>0</b>	<b>0</b>	<b>0</b>	<b>0</b>	<b>1</b>	<b>0</b>	<b>0</b>	<b>0</b>	<b>2</b>	<b>0</b>	<b>2</b>	<b>1</b>	<b>0</b>	<b>0</b>	<b>0</b>	<b>1-15</b>	

+ - Overtime





# DAMIEN WILSON | 54



**POSITION:** LINEBACKER  
**HT:** 6-0 | **WT:** 260 | **DOB:** 5-28-1993  
**COLLEGE:** MINNESOTA  
**HOMETOWN:** GLOSTER, MISS.  
**ACQ:** UFA (K.C.)-'21  
**EXP:** 7th YEAR

@dwilson\_6  
 @d\_will6

## KEY TRANSACTIONS

- Originally selected by Dallas in the fourth round (127th overall) in the 2015 Draft
- Signed by Kansas City on 3/14/19
- Signed by Jacksonville as an unrestricted free agent on 4/2/21

## PRO

### 2020 (Chiefs)

- Made 13 starts at linebacker... Finished the season with 70 total tackles (43 solo), three tackles for loss, one passes defensed and one forced fumble... Added three special teams tackles

### 2019 (Chiefs)

- Started all 16 games and all three post season contests... Amassed a career-high 85 total tackles (53 solo), three tackles for loss, 1.5 sacks, four quarterback hits
- Won Super Bowl LIV... Finished the game with four total tackles
- 10/6 at IND:** Had a career high 12 total tackles

### 2018 (Cowboys)

- Played in all 16 games making seven starts... Totaled 36 tackles (23 solo), three tackles for loss, one sack and one forced fumble... Added six special teams tackles

### 2017 (Cowboys)

- Saw action in all 16 games with nine starts... Had 39 total tackles (26 solo) one sack, four quarterback hits and one pass defensed... Also had six special teams tackles

### 2016 (Cowboys)

- Appeared in 16 games with six starts... Finished with 30 tackles (23 solo), four tackles for loss, two quarterback hits and one pass defensed... Added four special teams tackles

### 2015 (Cowboys)

- In his rookie season, saw action in all 16 contests... Totaled seven tackles (four solo), one tackle for loss and eight special teams tackles
- 9/13 vs. NYG:** Made NFL debut on special teams

## COLLEGE

- Appeared in 26 games (24 starts) at Minnesota in two seasons (2013-14)
- As a senior he led the team with 119 tackles, the most tackles by a Gopher since Kim Royston made 123 in 2011, a team-high 10.5 tackles for loss and tied for the team-lead with 4.0 sacks... Also recorded one interception, four pass breakups, one forced fumble and two fumble recoveries
- Named to the media's All-Big Ten First Team, the coaches' All-Big Ten Second-Team and received the team's Carl Eller Award (outstanding defensive player) and Linebacker of the Year honors as a senior
- In his first season at Minnesota, he was second on the team with 78 tackles and recorded 5.5 tackles for loss and 1.0 sack
- Transferred to Jones County Junior College as a sophomore and led the Mississippi Association of Community & Junior Colleges (MACJC), and was fourth in the nation, with a team-high 122 tackles (76 solo) at linebacker while starting all nine games. Also posted six tackles for loss, 2.0 sacks and two pass breakups
- As a true freshman at Alcorn State, tallied a team-best 69 tackles, 16 tackles for loss and 6.5 sacks while starting nine-of-10 games at defensive end

## PERSONAL

- Attended Amite County High School in Liberty, Miss.
- Majored in business and marketing education at Minnesota

## DAMIEN WILSON'S NFL REGULAR SEASON DEFENSIVE STATISTICS

DATE	TEAM	GP	GS	TACKLES							INTERCEPTIONS					O. FUMB			ST				MISC				
				TK	S	A	TFL	YDS	SK	YDS	QBH	NO	YDS	LG	TD	PD	FF	FR	YDS	TK	S	A	FF	FR	S	A	
2015	Cowboys	16	0	7	4	3	1	1	0.0	0.0	0	0	0	0	0	0	0	0	0	0	8	6	2	0	0	0	0
2016	Cowboys	16	6	30	23	7	4	10	0.5	4.0	2	0	0	0	1	0	0	0	0	0	4	4	0	0	0	0	0
2017	Cowboys	16	9	39	26	13	0	0	1.0	1.0	4	0	0	0	1	0	0	0	0	6	6	0	1	0	0	0	
2018	Cowboys	16	7	36	23	13	3	8	1.0	8.0	5	0	0	0	0	1	0	0	0	6	3	3	0	0	0	0	
2019	Chiefs	16	16	81	52	29	3	12	1.5	9.5	4	0	0	0	1	1	0	0	0	0	0	0	0	0	0	0	
2020	Chiefs	13	13	70	43	27	3	4	0.0	0.0	0	0	0	0	1	1	0	0	0	3	3	0	0	0	0	0	
<b>NFL TOTALS</b>		<b>93</b>	<b>51</b>	<b>263</b>	<b>171</b>	<b>92</b>	<b>14</b>	<b>35</b>	<b>4.0</b>	<b>22.5</b>	<b>15</b>	<b>0</b>	<b>0</b>	<b>0</b>	<b>0</b>	<b>4</b>	<b>3</b>	<b>0</b>	<b>0</b>	<b>27</b>	<b>22</b>	<b>5</b>	<b>1</b>	<b>0</b>	<b>0</b>	<b>0</b>	



**DAMIEN WILSON'S NFL POSTSEASON DEFENSIVE STATISTICS**

DATE	TEAM	GP	TACKLES								INTERCEPTIONS					O. FUMB			ST				MISC			
			GS	TK	S	A	TFL	YDS	SK	YDS	QBH	NO	YDS	LG	TD	PD	FF	FR	YDS	TK	S	A	FF	FR	S	A
2016	Cowboys	1	0	1	1	0	0	0	0.0	0.0	0	0	0	0	0	0	0	0	0	0	0	0	0	0	0	0
2018	Cowboys	2	0	2	0	2	0	0	0.0	0.0	0	0	0	0	0	0	0	0	0	0	0	0	0	0	0	
2019	Chiefs	3	3	19	13	6	1	2	0.0	0.0	0	0	0	0	0	0	0	0	0	0	0	0	0	0	0	
2020	Chiefs	3	3	14	9	5	1	3	0.0	0.0	0	0	0	0	1	0	0	0	0	0	0	0	0	0	0	
<b>NFL TOTALS</b>		<b>9</b>	<b>6</b>	<b>36</b>	<b>23</b>	<b>13</b>	<b>2</b>	<b>5</b>	<b>0.0</b>	<b>0.0</b>	<b>0</b>	<b>0</b>	<b>0</b>	<b>0</b>	<b>1</b>	<b>0</b>	<b>0</b>	<b>0</b>	<b>0</b>	<b>0</b>	<b>0</b>	<b>0</b>	<b>0</b>	<b>0</b>	<b>0</b>	

**SINGLE-GAME HIGHS: DEFENSIVE**

<b>Total Tackles</b>	12 vs. Indianapolis Colts, Oct 06, 2019 11 at Los Angeles Chargers, Sep 20, 2020	<b>Tackles For Loss</b>	3 at Philadelphia Eagles, Jan 01, 2017 1 vs. Los Angeles Chargers, Jan 03, 2021 ...10 more at 1.
<b>Sacks</b>	1.0 vs. Green Bay Packers, Oct 27, 2019 1.0 vs. New York Giants, Sep 16, 2018 ...1 more at 1.0.	<b>Safeties</b>	1 at Philadelphia Eagles, Nov 11, 2018
<b>Passes Defensed</b>	1 at Baltimore Ravens, Sep 28, 2020 1 at Oakland Raiders, Sep 15, 2019 ...2 more at 1.	<b>Special Teams Tackles</b>	2 at Oakland Raiders, Dec 17, 2017 2 at San Francisco 49ers, Oct 22, 2017 ...2 more at 2.
<b>Forced Fumbles</b>	1 at Baltimore Ravens, Sep 28, 2020 1 at Jacksonville Jaguars, Sep 08, 2019 ...1 more at 1.	<b>Special Teams Forced Fumbles</b>	1 at Oakland Raiders, Dec 17, 2017

**SINGLE-GAME HIGHS - POSTSEASON: DEFENSIVE**

<b>Total Tackles</b>	10 at Tampa Bay Buccaneers, Feb 07, 2021 8 vs. Houston Texans, Jan 12, 2020	<b>Tackles For Loss</b>	1 at Tampa Bay Buccaneers, Feb 07, 2021 1 vs. Tennessee Titans, Jan 19, 2020
<b>Passes Defensed</b>	1 vs. Cleveland Browns, Jan 17, 2021		

**2020 GAME-BY-GAME REGULAR-SEASON STATISTICS (CHIEFS)**

DATE	OPPONENT	P/S	TACKLES								INTERCEPTIONS					O. FUMB			ST				MISC		W/L	SCORE	
			TK	S	A	SK	YDS	TFL	YDS	QBH	NO	YDS	LG	TD	PD	FF	FR	YDS	TK	S	A	FF	FR	S			A
09/10	Texans	S	2	1	1	0.0	0.0	0	0	0	0	0	0	0	0	0	0	0	0	0	0	0	0	0	0	W	34-20
09/20	at Chargers	S	11	7	4	0.0	0.0	1	1	0	0	0	0	0	0	0	0	0	0	0	0	0	0	0	0	W	23-20+
09/28	at Ravens	S	4	2	2	0.0	0.0	0	0	0	0	0	0	1	1	0	0	0	0	0	0	0	0	0	0	W	34-20
10/05	Patriots	S	3	2	1	0.0	0.0	0	0	0	0	0	0	0	0	0	0	0	1	1	0	0	0	0	0	W	26-10
10/11	Raiders	S	9	3	6	0.0	0.0	1	1	0	0	0	0	0	0	0	0	0	0	0	0	0	0	0	0	L	32-40
10/19	at Bills	S	6	5	1	0.0	0.0	0	0	0	0	0	0	0	0	0	0	0	1	1	0	0	0	0	0	W	26-17
10/25	at Broncos	S	8	6	2	0.0	0.0	0	0	0	0	0	0	0	0	0	0	0	0	0	0	0	0	0	0	W	43-16
11/01	Jets	S	7	6	1	0.0	0.0	0	0	0	0	0	0	0	0	0	0	0	0	0	0	0	0	0	0	W	35-9
11/08	Panthers	S	2	2	0	0.0	0.0	0	0	0	0	0	0	0	0	0	0	0	0	0	0	0	0	0	0	W	33-31
11/22	at Raiders	S	6	3	3	0.0	0.0	0	0	0	0	0	0	0	0	0	0	0	0	0	0	0	0	0	0	W	35-31
11/29	at Buccaneers	S	2	0	2	0.0	0.0	0	0	0	0	0	0	0	0	0	0	0	1	1	0	0	0	0	0	W	27-24
12/06	Broncos	S	5	2	3	0.0	0.0	0	0	0	0	0	0	0	0	0	0	0	0	0	0	0	0	0	0	W	22-16
12/13	at Dolphins																									W	33-27
12/20	at Saints																									W	32-29
12/27	Falcons																									W	17-14
01/03	Chargers																									L	21-38
<b>2020 TOTALS</b>		<b>12-12</b>	<b>65</b>	<b>39</b>	<b>26</b>	<b>0.0</b>	<b>0.0</b>	<b>2</b>	<b>2</b>	<b>0</b>	<b>0</b>	<b>0</b>	<b>0</b>	<b>0</b>	<b>1</b>	<b>1</b>	<b>0</b>	<b>0</b>	<b>3</b>	<b>3</b>	<b>0</b>	<b>0</b>	<b>0</b>	<b>0</b>	<b>0</b>	<b>0</b>	<b>14-2</b>

+ - Overtime

**2020 GAME-BY-GAME POSTSEASON STATISTICS (CHIEFS)**

DATE	OPPONENT	P/S	TACKLES								INTERCEPTIONS					O. FUMB			ST				MISC		W/L	SCORE		
			TK	S	A	SK	YDS	TFL	YDS	QBH	NO	YDS	LG	TD	PD	FF	FR	YDS	TK	S	A	FF	FR	S			A	
01/17	Browns	S	4	3	1	0.0	0.0	0	0	0	0	0	0	0	1	0	0	0	0	0	0	0	0	0	0	0	W	22-17
01/24	Bills	S	0	0	0	0.0	0.0	0	0	0	0	0	0	0	0	0	0	0	0	0	0	0	0	0	0	0	W	38-24
02/07	at Buccaneers	S	10	6	4	0.0	0.0	1	3	0	0	0	0	0	0	0	0	0	0	0	0	0	0	0	0	L	9-31	
<b>2020 TOTALS</b>		<b>3-3</b>	<b>14</b>	<b>9</b>	<b>5</b>	<b>0.0</b>	<b>0.0</b>	<b>1</b>	<b>3</b>	<b>0</b>	<b>0</b>	<b>0</b>	<b>0</b>	<b>0</b>	<b>1</b>	<b>0</b>	<b>0</b>	<b>0</b>	<b>0</b>	<b>0</b>	<b>0</b>	<b>0</b>	<b>0</b>	<b>0</b>	<b>0</b>	<b>2-1</b>		







# JARROD WILSON | 25



**POSITION:** SAFETY  
**HT:** 6-2 | **WT:** 205 | **DOB:** 2-9-1994  
**COLLEGE:** MICHIGAN  
**HOMETOWN:** AKRON, OHIO  
**ACQ:** FA-'16  
**EXP:** 6th YEAR

## KEY TRANSACTIONS

- Originally signed by Jacksonville as an undrafted rookie on 5/1/16
- Re-signed on 1/19/19

## PRO

### 2020 (Jaguars)

- Started in all 12 games in which he appeared... Tallied 69 tackles (45 solo) three passes defended, two tackles for loss and one INT... Named team captain as voted on by his teammates
- 10/11 at HOU:** Started at free safety and collected three tackles and one INT, which he returned 48 yards
- 11/22 vs. PIT:** Started at free safety and amassed nine tackles (six solo), one pass defense and one tackle for loss
- 12/20 at BAL:** Started at free safety and amassed a career-high 10 solo tackles

### 2019 (Jaguars)

- Started in all 16 games and led the team in total snaps played (1,186) and tackles (73)... Also posted career highs with four passes defended, two INTs and one forced fumble... One of five players in the NFL to play every defensive snap for their team
- 9/15 at HOU:** Started at free safety, amassing eight tackles (four solo), including two tackles for loss and added one pass defended
- 11/17 at IND:** Started at free safety, recording five tackles (four solo), one pass defended, his first career INT and one special teams tackle

### 2018 (Jaguars)

- Appeared in all 16 games for the second time in his career and recorded 16 tackles and two passes defended... Added five special teams tackles
- 12/23 at MIA:** Made his first career start at strong safety and recorded three tackles

### 2017 (Jaguars)

- Saw action in 15 games and recorded eight special teams tackles
- 11/19 at CLE:** Saw action at safety and on special teams, recovering one fumble in the third quarter on Browns S Jabrill Peppers' muffed punt
- 1/14 at PIT:** Recorded two passes defended in relief of S Tashaun Gipson Sr., who left the game with a foot injury and did not return

### 2016 (Jaguars)

- 9/11 vs. GB:** Made his NFL and Jaguars debut and played special teams

## COLLEGE

- Four-year letterman who appeared in 48 games with 31 starts during his time in Ann Arbor
- Career totals include 169 tackles, seven passes defended, four INTs, four tackles for loss, one forced fumble and one fumble recovery
- Named a 2015 All-Big Ten Honorable Mention
- Majored in general studies in the College of Literature, Science and the Arts

## PERSONAL

- Attended Akron Buchtel (Ohio) High School where he played for former Michigan RB Ricky Powers  
Registered 71 tackles and three INTs, including one pick six, as a senior in 2011 en route to first-team all-state honors
- Also lettered in basketball
- His uncle, Dave Young, played at Purdue and for the Baltimore Colts
- Launched the 'Jarrod Wilson Foundation' in April of 2019 which focuses on giving back to communities through career and college readiness, scholarship programs, community service and athletics
- He and his wife, Desaray, married in the summer of 2021

## JARROD WILSON'S NFL REGULAR SEASON DEFENSIVE STATISTICS

DATE	TEAM	GP	GS	TACKLES						INTERCEPTIONS						O. FUMB			ST				MISC				
				TK	S	A	TFL	YDS	SK	YDS	QBH	NO	YDS	LG	TD	PD	FF	FR	YDS	TK	S	A	FF	FR	S	A	
2016	Jaguars	16	0	2	2	0	0	0	0.0	0.0	0	0	0	0	0	0	0	0	0	0	6	4	2	0	0	0	0
2017	Jaguars	15	0	3	3	0	0	0	0.0	0.0	0	0	0	0	0	0	0	0	0	0	8	7	1	0	1	0	0
2018	Jaguars	16	2	16	14	2	2	4	0.0	0.0	0	0	0	0	2	0	0	0	0	0	5	5	0	1	0	0	0
2019	Jaguars	16	16	73	52	21	6	23	0.0	0.0	2	2	4	4	0	4	1	0	0	0	6	5	1	0	0	0	0
2020	Jaguars	12	12	69	46	23	2	1	0.0	0.0	0	1	48	48	0	3	0	0	0	0	0	0	0	0	0	0	0
<b>NFL TOTALS</b>		<b>75</b>	<b>30</b>	<b>163</b>	<b>117</b>	<b>46</b>	<b>10</b>	<b>28</b>	<b>0.0</b>	<b>0.0</b>	<b>2</b>	<b>3</b>	<b>52</b>	<b>48</b>	<b>0</b>	<b>9</b>	<b>1</b>	<b>0</b>	<b>0</b>	<b>0</b>	<b>25</b>	<b>21</b>	<b>4</b>	<b>1</b>	<b>1</b>	<b>0</b>	<b>0</b>



JARROD WILSON'S NFL POSTSEASON DEFENSIVE STATISTICS

DATE	TEAM	GP	TACKLES							INTERCEPTIONS					O. FUMB			ST				MISC				
			GS	TK	S	A	TFL	YDS	SK	YDS	QBH	NO	YDS	LG	TD	PD	FF	FR	YDS	TK	S	A	FF	FR	S	A
2017	Jaguars	3	0	0	0	0	0	0	0.0	0.0	0	0	0	0	0	2	0	0	0	1	1	0	0	0	0	0
<b>NFL TOTALS</b>		<b>3</b>	<b>0</b>	<b>0</b>	<b>0</b>	<b>0</b>	<b>0</b>	<b>0</b>	<b>0.0</b>	<b>0.0</b>	<b>0</b>	<b>0</b>	<b>0</b>	<b>0</b>	<b>2</b>	<b>0</b>	<b>0</b>	<b>0</b>	<b>1</b>	<b>1</b>	<b>0</b>	<b>0</b>	<b>0</b>	<b>0</b>	<b>0</b>	

SINGLE-GAME HIGHS: DEFENSIVE

<b>Total Tackles</b>	10 at Baltimore Ravens, Dec 20, 2020 9 at Indianapolis Colts, Jan 03, 2021 ...1 more at 9.	<b>Interception Return Yards</b>	48 at Houston Texans, Oct 11, 2020 4 at Atlanta Falcons, Dec 22, 2019 4 vs. Oakland Raiders, Oct 23, 2016
<b>Passes Defensed</b>	1 vs. Chicago Bears, Dec 27, 2020 1 vs. Pittsburgh Steelers, Nov 22, 2020 ...7 more at 1.	<b>Special Teams Tackles</b>	2 at Denver Broncos, Sep 29, 2019 ...2 more at 2.
<b>Forced Fumbles</b>	1 vs. Houston Texans, Nov 03, 2019	<b>Special Teams Forced Fumbles</b>	1 at Buffalo Bills, Nov 25, 2018
<b>Tackles For Loss</b>	2 at Houston Texans, Sep 15, 2019 1 vs. Tennessee Titans, Dec 13, 2020 ...7 more at 1.	<b>Special Teams Fumble Recoveries</b>	1 at Cleveland Browns, Nov 19, 2017
<b>Interceptions</b>	1 at Houston Texans, Oct 11, 2020 1 at Atlanta Falcons, Dec 22, 2019 ...1 more at 1.		

SINGLE-GAME HIGHS - POSTSEASON: DEFENSIVE

<b>Passes Defensed</b>	2 at Pittsburgh Steelers, Jan 14, 2018	<b>Special Teams Tackles</b>	1 at Pittsburgh Steelers, Jan 14, 2018
------------------------	--	------------------------------	--

2020 GAME-BY-GAME REGULAR-SEASON STATISTICS (JAGUARS)

DATE	OPPONENT	P/S	TACKLES							INTERCEPTIONS					O. FUMB			ST				MISC		W/L	SCORE		
			TK	S	A	SK	YDS	TFL	YDS	QBH	NO	YDS	LG	TD	PD	FF	FR	YDS	TK	S	A	FF	FR			S	A
09/13	Colts	S	4	3	1	0.0	0.0	0	0	0	0	0	0	0	0	0	0	0	0	0	0	0	0	0	0	W	27-20
09/20	at Titans																									L	30-33
09/24	Dolphins																									L	13-31
10/04	at Bengals																									L	25-33
10/11	at Texans	S	4	2	2	0.0	0.0	0	0	0	1	48	48	0	1	0	0	0	0	0	0	0	0	0	0	L	14-30
10/18	Lions	S	5	4	1	0.0	0.0	0	0	0	0	0	0	0	0	0	0	0	0	0	0	0	0	0	L	16-34	
10/25	at Chargers																									L	29-39
11/08	Texans	S	3	2	1	0.0	0.0	0	0	0	0	0	0	0	0	0	0	0	0	0	0	0	0	0	L	25-27	
11/15	at Packers	S	5	3	2	0.0	0.0	0	0	0	0	0	0	0	0	0	0	0	0	0	0	0	0	0	L	20-24	
11/22	Steelers	S	9	6	3	0.0	0.0	1	1	0	0	0	0	0	1	0	0	0	0	0	0	0	0	0	L	3-27	
11/29	Browns	S	7	4	3	0.0	0.0	0	0	0	0	0	0	0	0	0	0	0	0	0	0	0	0	0	L	25-27	
12/06	at Vikings	S	5	3	2	0.0	0.0	0	0	0	0	0	0	0	0	0	0	0	0	0	0	0	0	0	L	24-27+	
12/13	Titans	S	7	5	2	0.0	0.0	1	0	0	0	0	0	0	0	0	0	0	0	0	0	0	0	0	L	10-31	
12/20	at Ravens	S	10	10	0	0.0	0.0	0	0	0	0	0	0	0	0	0	0	0	0	0	0	0	0	0	L	14-40	
12/27	Bears	S	1	1	0	0.0	0.0	0	0	0	0	0	0	0	1	0	0	0	0	0	0	0	0	0	L	17-41	
01/03	at Colts	S	9	3	6	0.0	0.0	0	0	0	0	0	0	0	0	0	0	0	0	0	0	0	0	0	L	14-28	
<b>2020 TOTALS</b>			<b>12-12</b>	<b>69</b>	<b>46</b>	<b>23</b>	<b>0.0</b>	<b>0.0</b>	<b>2</b>	<b>1</b>	<b>0</b>	<b>1</b>	<b>48</b>	<b>48</b>	<b>0</b>	<b>3</b>	<b>0</b>	<b>0</b>	<b>0</b>	<b>0</b>	<b>0</b>	<b>0</b>	<b>0</b>	<b>0</b>	<b>0</b>	<b>1-15</b>	

+ - Overtime





# ANDREW WINGARD | 42



**POSITION:** SAFETY  
**HT:** 6-0 | **WT:** 200 | **DOB:** 12-5-1996  
**COLLEGE:** WYOMING  
**HOMETOWN:** ARVADA, COLO.  
**ACQ:** FA-'19  
**EXP:** 3rd YEAR

@deweywingard

## KEY TRANSACTIONS

- Originally signed by Jacksonville as an undrafted rookie on 5/10/19

## PRO

### 2020 (Jaguars)

- Saw action in 13 games, starting four... Tallied 42 tackles (30), five passes defended, two INTs and one fumble recovery... Also made eight stops on special teams
- 9/13 vs. IND:** Saw action at free safety, recording his first career INT in the fourth quarter, and on special teams, leading the team with two special teams stops
- 9/20 at TEN:** Started at free safety and posted a career-high nine tackles (seven solo)
- 11/29 vs. CLE:** Started at safety and tallied three tackles (one solo), one pass defended and his first-career fumble recovery, which he returned for 17 yards

### 2019 (Jaguars)

- Appeared in all 16 games, making two starts, while compiling 19 tackles (14 solo), 1.0 sack and one forced fumble... Led the team with 11 special teams tackles
- 9/8 vs. K.C.:** Made his NFL debut, seeing action at safety and on special teams and totaled one solo tackle and two special teams tackles
- 12/1 vs. T.B.:** Made his first career start at strong safety, recording six tackles (five solo), including a strip-sack, marking the first sack of his career

## COLLEGE

- Finished second in Wyoming school history with 454 tackles while adding 18 passes defended, 10 INTs and five forced fumbles
- Recorded 87 tackles (46 solo), three passes defended and two INTs as a senior in 2018, earning First-Team All-Mountain West honors
- Named First-Team All-Mountain West as a junior in 2017 after totaling 114 tackles and a career-high five INTs
- Recorded 131 total tackles in 2016, which ranked fourth in the FBS and first in the Mountain West
- Played in all 12 games (11 starts) as a freshman in 2015 and registered 122 total tackles
- His 6.9 solo tackles per game ranked No. 1 in the Mountain West and No. 4 in the NCAA

## PERSONAL

- Attended Ralston Valley (Arvada, Colo.) High School and rushed for 1,653 yards on 190 carries in his senior season
- Earned first-team all-state honors after totaling 2,702 all-purpose yards
- Father, Dan, was a punter at the University of Nebraska
- Avid skier and golfer

## ANDREW WINGARD'S NFL REGULAR SEASON DEFENSIVE STATISTICS

DATE	TEAM	GP	GS	TACKLES							INTERCEPTIONS							O. FUMB				ST				MISC	
				TK	S	A	TFL	YDS	SK	YDS	QBH	NO	YDS	LG	TD	PD	FF	FR	YDS	TK	S	A	FF	FR	S	A	
2019	Jaguars	16	2	19	14	5	0	0	1.0	3.0	2	0	0	0	0	0	1	0	0	11	8	3	0	0	0	0	
2020	Jaguars	13	4	42	30	12	3	8	0.0	0.0	0	2	31	19	0	5	0	1	17	8	5	3	0	0	0	0	
<b>NFL TOTALS</b>		<b>29</b>	<b>6</b>	<b>61</b>	<b>44</b>	<b>17</b>	<b>3</b>	<b>8</b>	<b>1.0</b>	<b>3.0</b>	<b>2</b>	<b>2</b>	<b>31</b>	<b>19</b>	<b>0</b>	<b>5</b>	<b>1</b>	<b>1</b>	<b>17</b>	<b>19</b>	<b>13</b>	<b>6</b>	<b>0</b>	<b>0</b>	<b>0</b>	<b>0</b>	

## SINGLE-GAME HIGHS: DEFENSIVE

<b>Total Tackles</b>	9 at Cincinnati Bengals, Oct 04, 2020 9 at Tennessee Titans, Sep 20, 2020	<b>Tackles For Loss</b>	3 at Indianapolis Colts, Jan 03, 2021
<b>Sacks</b>	1.0 vs. Tampa Bay Buccaneers, Dec 01, 2019	<b>Interceptions</b>	1 at Indianapolis Colts, Jan 03, 2021 1 vs. Indianapolis Colts, Sep 13, 2020
<b>Passes Defensed</b>	1 at Indianapolis Colts, Jan 03, 2021 1 vs. Cleveland Browns, Nov 29, 2020 ...3 more at 1.	<b>Interception Return Yards</b>	19 at Indianapolis Colts, Jan 03, 2021 12 vs. Indianapolis Colts, Sep 13, 2020
<b>Forced Fumbles</b>	1 vs. Tampa Bay Buccaneers, Dec 01, 2019	<b>Special Teams Tackles</b>	3 at Atlanta Falcons, Dec 22, 2019 2 vs. Chicago Bears, Dec 27, 2020 ...2 more at 2.
<b>Fumble Recoveries</b>	1 vs. Cleveland Browns, Nov 29, 2020		



**2020 GAME-BY-GAME REGULAR-SEASON STATISTICS (JAGUARS)**

DATE	OPPONENT	P/S	TACKLES								INTERCEPTIONS					O. FUMB			ST					MISC		SCORE	
			TK	S	A	SK	YDS	TFL	YDS	QBH	NO	YDS	LG	TD	PD	FF	FR	YDS	TK	S	A	FF	FR	S	A		W/L
09/13	Colts	P	0	0	0	0.0	0.0	0	0	0	1	12	12	0	1	0	0	0	2	2	0	0	0	0	0	W	27-20
09/20	at Titans	S	9	7	2	0.0	0.0	0	0	0	0	0	0	0	0	0	0	0	0	0	0	0	0	0	L	30-33	
09/24	Dolphins	S	3	3	0	0.0	0.0	0	0	0	0	0	0	0	0	0	0	0	0	0	0	0	0	0	L	13-31	
10/04	at Bengals	S	9	5	4	0.0	0.0	0	0	0	0	0	0	0	1	0	0	0	1	0	1	0	0	0	L	25-33	
10/11	at Texans	P	0	0	0	0.0	0.0	0	0	0	0	0	0	0	0	0	0	0	1	0	1	0	0	0	L	14-30	
10/18	Lions																								L	16-34	
10/25	at Chargers																								L	29-39	
11/08	Texans																								L	25-27	
11/15	at Packers																								L	20-24	
11/22	Steelers																								L	3-27	
11/29	Browns	S	3	1	2	0.0	0.0	0	0	0	0	0	0	0	1	0	1	17	0	0	0	0	0	0	L	25-27	
12/06	at Vikings	P	0	0	0	0.0	0.0	0	0	0	0	0	0	0	0	0	0	0	0	0	0	0	0	0	L	24-27+	
12/13	Titans																								L	10-31	
12/20	at Ravens																								L	14-40	
12/27	Bears	P	4	3	1	0.0	0.0	0	0	0	0	0	0	0	0	0	0	0	2	1	1	0	0	0	L	17-41	
01/03	at Colts	P	5	4	1	0.0	0.0	3	8	0	1	19	19	0	1	0	0	0	1	1	0	0	0	0	L	14-28	
<b>2020 TOTALS</b>		<b>9-4</b>	<b>33</b>	<b>23</b>	<b>10</b>	<b>0.0</b>	<b>0.0</b>	<b>3</b>	<b>8</b>	<b>0</b>	<b>2</b>	<b>31</b>	<b>19</b>	<b>0</b>	<b>4</b>	<b>0</b>	<b>1</b>	<b>17</b>	<b>7</b>	<b>4</b>	<b>3</b>	<b>0</b>	<b>0</b>	<b>0</b>	<b>1-15</b>		

+ - Overtime





**FIRST-YEAR PLAYERS**



# AARON PATRICK | 94



**POSITION:** DEFENSIVE END/OUTSIDE LINEBACKER

**HT:** 6-4 | **WT:** 260 | **DOB:** 12-20-1992

**COLLEGE:** EASTERN KENTUCKY

**HOMETOWN:** DAYTON, OHIO

**ACQ:** FA-'20

**EXP:** 1st YEAR

## KEY TRANSACTIONS

- Originally signed to Jacksonville's practice squad on 12/14/20

## PRO

### 2020 (Jaguars)

- Spent Weeks 16 & 17 on the practice squad

## COLLEGE

- Concluded his collegiate career at Eastern Kentucky in 2019, when he was named First-Team All-American by the Associated Press and Walter Camp Foundation
- Finished his ECU career with 27.5 career sacks, second-most in school history
- In his senior season he totaled 52 tackles, including 16.5 tackles for a loss and 10.0 sacks... Forced three fumbles and had one interception... Led the OVC and ranked 11th in the nation with 0.83 sacks per game... Was first in the conference, and 26th in the country, in tackles for a loss (1.4/game)

## PERSONAL

- At Meadowdale High School in Ohio, he was First team all-state... Team MVP... Team captain... As a wide receiver, tight end, and kicker
- Also played varsity basketball

## AARON PATRICK'S NFL REGULAR SEASON DEFENSIVE STATISTICS

DATE	TEAM	GP	GS	TK	S	A	TACKLES					INTERCEPTIONS					O. FUMB			ST				MISC								
							TFL	YDS	SK	YDS	QBH	NO	YDS	LG	TD	PD	FF	FR	YDS	TK	S	A	FF	FR	S	A						
2020	Jaguars	0	0	0	0	0	0	0	0.0	0.0	0	0	0	0	0	0	0	0	0	0	0	0	0	0	0	0	0	0	0	0	0	0
<b>NFL TOTALS</b>		<b>0</b>	<b>0</b>	<b>0</b>	<b>0</b>	<b>0</b>	<b>0</b>	<b>0</b>	<b>0.0</b>	<b>0.0</b>	<b>0</b>	<b>0</b>	<b>0</b>	<b>0</b>	<b>0</b>	<b>0</b>	<b>0</b>	<b>0</b>	<b>0</b>	<b>0</b>	<b>0</b>	<b>0</b>	<b>0</b>	<b>0</b>	<b>0</b>	<b>0</b>	<b>0</b>	<b>0</b>	<b>0</b>	<b>0</b>	<b>0</b>	

## 2020 GAME-BY-GAME REGULAR-SEASON STATISTICS (JAGUARS)

DATE	OPPONENT	P/S	TACKLES							INTERCEPTIONS					O. FUMB			ST				MISC					
			TK	S	A	SK	YDS	TFL	YDS	QBH	NO	YDS	LG	TD	PD	FF	FR	YDS	TK	S	A	FF	FR	S	A	W/L	SCORE
12/27	Bears																									L	17-41
01/03	at Colts																									L	14-28
<b>2020 TOTALS</b>			<b>0</b>	<b>0</b>	<b>0</b>	<b>0.0</b>	<b>0.0</b>	<b>0</b>	<b>0</b>	<b>0</b>	<b>0</b>	<b>0</b>	<b>0</b>	<b>0</b>	<b>0</b>	<b>0</b>	<b>0</b>	<b>0</b>	<b>0</b>	<b>0</b>	<b>0</b>	<b>0</b>	<b>0</b>	<b>0</b>	<b>0</b>	<b>0</b>	<b>0-2</b>





# AUSTEN PLEASANTS | 64



**POSITION:** OFFENSIVE LINEMAN  
**HT:** 6-7 | **WT:** 315 | **DOB:** 8-22-1997  
**COLLEGE:** OHIO  
**HOMETOWN:** IRONTON, OHIO  
**ACQ:** FA-'20  
**EXP:** 1st YEAR

## KEY TRANSACTIONS

- Originally signed as an undrafted free agent on 4/25/20

## PRO

### 2020 (Jaguars)

- Spent entire 2020 season as a member of the practice squad

## COLLEGE

- Played in 37 career games at Ohio, seeing time at right tackle, right guard and left tackle
- Played in 13 games in 2019 and earned Second-Team All-MAC accolades
- Played in 13 games in 2018 for an offense that scored 40.1 points per game, second in the MAC
- Appeared in 11 games in 2017

## PERSONAL

- Four-year letterman at Dawson-Bryant Coal Grove (Ironton, Ohio) High School
- Also lettered in basketball and track and field all four years in high school
- Hobbies include watching movies and collecting comic books and action figures

## AUSTEN PLEASANTS' NFL REGULAR SEASON STATISTICS

DATE	TEAM	GP	GS
2020	Jaguars	0	0
<b>NFL TOTALS</b>		<b>0</b>	<b>0</b>

## 2020 GAME-BY-GAME REGULAR-SEASON STATISTICS (JAGUARS)

DATE	OPPONENT	P/S	W/L	SCORE
09/13	Colts		W	27-20
09/20	at Titans		L	30-33
09/24	Dolphins		L	13-31
10/04	at Bengals		L	25-33
10/11	at Texans		L	14-30
10/18	Lions		L	16-34
10/25	at Chargers		L	29-39
11/08	Texans		L	25-27
11/15	at Packers		L	20-24
11/22	Steelers		L	3-27
11/29	Browns		L	25-27
12/06	at Vikings		L	24-27+
12/13	Titans		L	10-31
12/20	at Ravens		L	14-40
12/27	Bears		L	17-41
01/03	at Colts		L	14-28
<b>2020 TOTALS</b>		<b>0-0</b>	<b>1-15</b>	

+ - Overtime





# 2021 DRAFT SELECTIONS





# JALEN CAMP | 12



**POSITION:** WIDE RECEIVER  
**HT:** 6-2 | **WT:** 230 | **DOB:** 7-10-1998  
**COLLEGE:** GEORGIA TECH  
**HOMETOWN:** CUMMINGS, GA.  
**ACQ:** D6-'21  
**EXP:** R

@JalenCamp\_\_

@jalencamp\_\_

## KEY TRANSACTIONS:

- Originally drafted by Jacksonville in the sixth round (209th overall) in the 2021 draft

## COLLEGE

### 2020

- Led Georgia Tech in receptions (29), receiving yards (439) and touchdown receptions (four)
- 10/9 vs. Louisville:** Had four receptions for 31 yards and a 9 yard touchdown reception in win
- 12/10 vs. Pittsburgh:** In his final game as a Yellow Jacket, recorded five receptions for 97 yards, including a 21-yard touchdown in a victory

### 2019

- Started the first four games of the season before missing the last eight contests due to injury
- Finished the season with seven receptions for 134 yards
- 9/14 vs The Citadel:** Had three catches for 71 yards and a 33-yard touchdown and a two point conversion

### 2018

- Caught 11 passes for 186 yards averaging 16.9 yards per reception

### 2017

- Played in 11 games and caught one pass for 49 yards

### 2016

- One of six true freshmen that played, seeing action as a reserve receiver and on special teams


## PERSONAL

- Fourth player from Georgia Tech drafted by the Jaguars
- Graduated with a degree in history, technology and society
- One of four siblings
- Brother, Jamal, is an offensive lineman at Georgia Tech
- Dad, Richard played football at West Georgia and his uncle Ken played at Auburn
- He did not start playing football until his sophomore year of high school
- Member of ACC Academic honor roll

## JALEN CAMP'S COLLEGE RECEIVING/RUSHING STATISTICS

DATE	TEAM	GP	RECEIVING					RUSHING				
			NO.	YDS	AVG	LG	TD	NO.	YDS.	AVG.	LG	TD
2016	Georgia Tech	11	-	-	-	-	-	-	-	-	-	-
2017	Georgia Tech	11	1	49	49.0	49	0	-	-	-	-	-
2018	Georgia Tech	12	11	186	16.9	37	0	1	3	3.0	3	0
2019	Georgia Tech	5	7	134	19.1	33	1	-	-	-	-	-
2020	Georgia Tech	11	29	439	15.1	59	4	-	-	-	-	-
<b>COLLEGE TOTALS</b>		<b>49</b>	<b>48</b>	<b>808</b>	<b>16.8</b>	<b>59</b>	<b>5</b>	<b>1</b>	<b>3</b>	<b>3.0</b>	<b>3</b>	<b>0</b>







# TYSON CAMPBELL | 32



**POSITION:** CORNERBACK  
**HT:** 6-1 | **WT:** 195 | **DOB:** 3-17-2000  
**COLLEGE:** GEORGIA  
**HOMETOWN:** MIRAMAR, FLA.  
**ACQ:** D2-'21  
**EXP:** R

 @tysoncampbell\_  
 @tysoncampbell\_

## KEY TRANSACTIONS:

- Originally drafted by Jacksonville in the second round (33rd overall) in the 2021 draft

## COLLEGE

### 2020

- Started at cornerback in all 10 games
- Finished his final year at Georgia with 29 total tackles, 2.5 tackles for loss and a team-high five passes defended
- 11/28 at South Carolina:** Recorded an interception and returned it 40 yards in 45-16 victory

### 2019

- Played in nine of 14 games, including three starts
- Recorded 15 total tackles and four passes defended
- 11/30 at Georgia Tech:** Recovered a fumbled punt in the endzone for a touchdown in 52-7 win

### 2018

- Started at cornerback in 11 of 14 games
- Had 45 total tackles with one pass defended
- 9/22 at Missouri:** Forced, recovered and returned a first-quarter fumble for a 64-yard touchdown

## PERSONAL

- 2A state champion in the 100 meters and 200 meters
- Led American Heritage High School to a 50-5 record, including undefeated seasons as state champions in his junior and senior campaigns
- Favorite music artist is Rod Wave

TYSON CAMPBELL'S COLLEGE DEFENSIVE STATISTICS																			
DATE	TEAM	GP	TACKLES								INTERCEPTIONS					FUMBLES			
			TK	S	A	TFL	YDS	SK	YDS	QBH	NO	YDS	LG	TD	PD	FF	FR	YDS	
2018	Georgia	14	45	29	16	0.5	2	0	0	0	0	0	0	0	0	1	1	2	0
2019	Georgia	9	15	9	6	0.5	1	0	0	0	0	0	0	0	4	0	1	0	0
2020	Georgia	10	29	20	9	2.5	4	0	0	0	1	40	40	1	6	0	0	0	64
<b>COLLEGE TOTALS</b>		<b>33</b>	<b>89</b>	<b>58</b>	<b>31</b>	<b>3.5</b>	<b>7</b>	<b>0</b>	<b>0</b>	<b>0</b>	<b>1</b>	<b>40</b>	<b>40</b>	<b>1</b>	<b>11</b>	<b>1</b>	<b>3</b>	<b>64</b>	






# ANDRE CISCO | 38



**POSITION:** SAFETY  
**HT:** 6-0 | **WT:** 210 | **DOB:** 3-23-2000  
**COLLEGE:** SYRACUSE  
**HOMETOWN:** QUEENS, N.Y.  
**ACQ:** D3-'21  
**EXP:** R



## KEY TRANSACTIONS:

- Originally drafted by Jacksonville in the third round (65th overall) in the 2021 draft

## COLLEGE

- Played in 24 games at Syracuse
- Finished his career with 136 total tackles (94 solo), 13 interceptions and 29 passes defended
- Three-year starter for the Orange and two-time All-ACC selection
- His 12 INTs from 2018-19 were the most by any player in college football during that span

## 2020

- Named to the Jim Thorpe Award, Bronco Nagurski Trophy, Bednarik Award and Lott IMPACT Trophy Watch Lists prior to the season
- Played in two games before suffering a season-ending injury

## 2019

- Voted All-ACC Second Team and ACC Honor Roll selection
- Led the ACC and tied for seventh nationally with five interceptions
- 9/7 at Maryland:** Recorded nine tackles (tied career-high) and one interception

## 2018


- Only true freshman to be voted a Walter Camp All-American out of the 50 players selected for the two teams
- Finished the year with 60 total tackles (46 solo), one tackle for loss, seven interceptions, 18 passes defended and one forced fumble in 13 games played
- 11/24 at Boston College:** Intercepted a pass for the third consecutive game, tallied three pass-breakups and added six tackles to earn ACC Defensive Back of the Week honors

## PERSONAL

- Economics major
- Has two sisters
- As a senior at IMG Academy, had 15 tackles, one interception, four passes defended and recovered three fumbles as IMG finished ranked No. 2 in the *USA Today* Super 25 poll

ANDRE CISCO'S COLLEGE DEFENSIVE STATISTICS																	
DATE	TEAM	GP	TACKLES								INTERCEPTIONS					FUMBLES	
			TK	S	A	TFL	YDS	SK	YDS	QBH	NO	YDS	LG	TD	PD	FF	FR
2018	Syracuse	13	60	46	14	1.0	2	0	0	0	7	47	39	0	18	1	0
2019	Syracuse	9	65	41	24	0.5	2	0	0	0	5	67	48	1	10	1	1
2020	Syracuse	2	11	7	4	0.5	1	0	0	0	1	29	29	0	1	0	0
<b>COLLEGE TOTALS</b>		<b>24</b>	<b>136</b>	<b>94</b>	<b>42</b>	<b>2.0</b>	<b>5</b>	<b>0</b>	<b>0</b>	<b>0</b>	<b>13</b>	<b>143</b>	<b>48</b>	<b>1</b>	<b>29</b>	<b>2</b>	<b>1</b>





# TRAVIS ETIENNE JR. | 1



**POSITION:** RUNNING BACK  
**HT:** 5-10 | **WT:** 215 | **DOB:** 1-26-1999  
**COLLEGE:** CLEMSON  
**HOMETOWN:** JENNINGS, LA.  
**ACQ:** D1-'21  
**EXP:** R

 @swaggy\_t1  
 @t.etiennejr

## KEY TRANSACTIONS

- Originally drafted by Jacksonville in the first round (25th overall) in the 2021 draft

## COLLEGE

- Rushed 686 times for 4,952 yards with 70 rushing touchdowns and caught 102 passes for 1,155 yards and eight receiving TDs
- NCAA FBS record holder for most career games scoring a touchdown (46 of 55 career games) and is the ACC career record-holder for rushing yards (4,952), total touchdowns (78), rushing touchdowns (70) and points (468)
- Named ACC Offensive Player of the Year in 2018 and 2019
- Finished his career ranked No. 1 in ACC history in both rushing yards (4,952) and rushing touchdowns (70)
- Part of a senior class that helped Clemson to four ACC titles, four College Football Playoff berths, two national championship appearances and a national title, all while becoming the first FBS senior class since 2010 to go undefeated at home

## 2020

- Doak Walker Award finalist, Hornung Award finalist, Maxwell Award semifinalist, Walter Camp Player of the Year semifinalist, named as a first-team All-American as an all-purpose or athlete selection
- Rushed 168 times for 914 yards with 14 rushing touchdowns over 12 games (all starts) and recorded Clemson single-season records for a running back in receptions (48) and receiving yards (588) and tying the running back mark for 100-yard receiving games (two) while adding two receiving touchdowns
- 9/12 at Wake Forest:** Rushed 17 times for 102 yards and a touchdown and caught three passes for 47 yards, with his 18th career 100-yard rushing performance in the game, setting a Clemson record for career 100-yard rushing games
- 10/24 vs. Syracuse:** Rushed 16 times for 86 yards with a career-high-tying three rushing touchdowns and also added three catches for 20 yards... Entered the top 10 in FBS history in career rushing touchdowns

## 2019

- ACC Player of the Year, an honor he won for the second straight season, First-Team All-ACC selection, ACC Honor Roll selection
- Recorded 1,614 yards on 207 carries (7.8) and 19 rushing touchdowns plus 37 catches for 432 yards and four receiving touchdowns in 15 games
- 8/29 vs. Georgia Tech:** Posted a career-high 205 yards and matched his career high with three rushing touchdowns on 12 carries
- 10/19 at Louisville:** Rushed 14 times for 192 yards with one touchdown to share team offensive player of the game honors at Louisville, marking the 11th time in his career he averaged 10.0 yards per carry

## 2018

- ACC Player of the Year, ACC Offensive Player of the Year, First-Team All-ACC
- Produced the most prolific rushing season in school history, rushing for a school-record 1,658 yards on 204 carries with a school-record 24 rushing touchdowns and 12 catches for 78 yards and two receiving touchdowns in 15 games (all starts)
- Tied the ACC record for total touchdowns with 26
- 9/29 vs. Syracuse:** Named ACC Running Back of the Week against Syracuse after posting career highs in rushing attempts (27), rushing yards (203) and rushing touchdowns (three)
- 1/7 vs. Alabama:** Tied Clemson bowl record with three total touchdowns (two rushing and one receiving) in the National Championship Game, finishing the contest with 86 yards on 14 carries and 5 yards on his touchdown reception

## 2017

- Third-Team All-ACC selection, All-ACC Academic selection
- 9/2 vs. Kent State:** Had a game-high 81 yards and a touchdown on eight carries in his collegiate debut against Kent State
- 9/23 vs. Boston College:** Rushed for a game-high 113 yards and two touchdowns on nine carries, named ACC Rookie-of-the-Week

## PERSONAL

- Earned degree in sports communication in 2020
- Rushed for 2,459 yards on 211 attempts (11.7 yards per rush), had 35 rushing touchdowns and 39 total touchdowns his senior year at Jennings High in 2016
- His younger brother, Trevor, who is a senior in high school, also plays running back
- College decision came down to Clemson, LSU, Texas A&M and Tennessee

### TRAVIS ETIENNE'S COLLEGE RUSHING/RECEIVING STATISTICS

DATE	TEAM	GP	RUSHING					RECEIVING				
			NO.	YDS	AVG	LG	TD	NO.	YDS.	AVG.	LG	TD
2017	Clemson	13	107	766	7.2	81	13	5	57	11.4	23	0
2018	Clemson	15	204	1,658	8.1	75	24	12	78	6.5	24	2
2019	Clemson	15	207	1,614	7.8	90	19	37	432	11.7	53	4
2020	Clemson	12	168	914	5.4	72	14	48	588	12.3	46	2
<b>COLLEGE TOTALS</b>		<b>55</b>	<b>686</b>	<b>4,952</b>	<b>7.2</b>	<b>90</b>	<b>70</b>	<b>686</b>	<b>1,155</b>	<b>11.3</b>	<b>53</b>	<b>8</b>







# LUKE FARRELL | 89



**POSITION:** TIGHT END  
**HT:** 6-5 | **WT:** 250 | **DOB:** 10-14-1997  
**COLLEGE:** OHIO STATE  
**HOMETOWN:** PERRY, OHIO  
**ACQ:** D5-'21  
**EXP:** R

 @LukeFarrell89

 @lukefarrell89

## KEY TRANSACTIONS

- Originally selected in the fifth round (145th overall) in the 2021 Draft

## COLLEGE

- Played in 44 games for the Buckeyes and started 32 times
- Collegiate totals include 34 career receptions for 380 yards, four touchdowns and an 11.2 yards per reception average

### 2020

- Finished 2020 with five receptions for 37 yards and one score
- His one touchdown came in the College Football Playoff semifinal versus Clemson
- Member of the 2020 Mackey Award Preseason Watch List

### 2019

- Totaled 119 receiving yards on seven receptions
- Scored two touchdowns in 2019 – versus Michigan State and Rutgers

### 2018

- Recorded a career-high 20 receptions for 205 yards and one touchdown
- Led the team's tight ends with 20 receptions for 205 yards as a third-year sophomore in 2018
- He caught a pass in eight of the last nine games for the Big Ten champion Buckeyes, including career-bests of four receptions against both Purdue and Maryland

### 2017

- Hauled in two catches for 19 yards
- OSU Scholar-Athlete and Academic All-Big Ten Conference

## PERSONAL

- Farrell was an Associated Press All-State selection as a senior in 2015 after catching 33 passes for 446 yards at Perry High School
- Played for Head Coach Urban Meyer for two years at Ohio State and is the ninth tight end to be drafted in Jaguars history
- Graduated with his degree in human development and family studies
- Is the son of Kelly and Matt Farrell
- Has an older brother, Nolan, who attended Ohio State, and a sister, Celeste

### LUKE FARRELL'S COLLEGE RECEIVING STATISTICS

DATE	TEAM	GP	NO.	YDS	AVG	LG	TD
2017	Ohio State	9	2	19	9.5	14	0
2018	Ohio State	13	20	205	10.3	24	1
2019	Ohio State	14	7	119	17.0	22	2
2020	Ohio State	8	5	37	7.4	16	1
<b>COLLEGE TOTALS</b>		<b>44</b>	<b>34</b>	<b>380</b>	<b>11.2</b>	<b>24</b>	<b>4</b>





# TREVOR LAWRENCE | 16



**POSITION:** QUARTERBACK  
**HT:** 6-6 | **WT:** 220 | **DOB:** 10-6-1999  
**COLLEGE:** CLEMSON  
**HOMETOWN:** CARTERSVILLE, GA.  
**ACQ:** D1-21  
**EXP:** R

@Trevorlawrencee  
 @tlawrence16

## KEY TRANSACTIONS

- Originally drafted by Jacksonville in the first round (1st overall) in the 2021 draft

## COLLEGE

- Started 36 of 40 games in 3 years at Clemson (2018-20)
- His career 34-2 record as a starter is the third-best winning percentage by a starting quarterback with at least 30 career starts since Division I split in 1978
- Completed 758-of-1138 career passes (66.6 percent) for 10,098 yards with 90 touchdowns
- Became the first quarterback in Atlantic Coast Conference history to win three ACC Championship games and was only the sixth quarterback in ACC history to record at least 10,000 career passing yards
- One of only 19 players in Clemson history to be a three-time All-ACC Academic Team honoree
- Holds Clemson career records in career winning percentage (.944), pass efficiency rating (164.3), yards per passing attempt (8.87) and tied for the most wins against Top 25 opponents (nine)

### 2020

- Voted ACC Player of the Year, ACC Offensive Player of the Year and First-Team All-ACC honoree
- Became second Heisman award finalist in Clemson history
- Completed 231-of-334 passes with 24 touchdowns and five interceptions for a pass efficiency rating of 169.2 also rushed 68 times for 203 yards with eight rushing touchdowns
- 9/12 at Wake Forest:** Completed 22-of-28 passes for 351 yards and a touchdown and also added two rushing touchdowns at Wake Forest, the first game of 350-plus passing yards and multiple rushing touchdowns by a Clemson player since Tajh Boyd against NC State in 2012
- 12/5 at Virginia Tech:** On a 17-yard touchdown run in the first quarter, Lawrence joined Tajh Boyd (133), Lamar Jackson (119), Deshaun Watson (116) and Philip Rivers (112) as the only players in ACC history to be responsible for 100 career touchdowns (scored and/or thrown)
- 12/19 vs Notre Dame:** Completed 22-of-36 passes for 322 yards and two touchdowns to help defeat the Fighting Irish, 34-10, en route to his third consecutive ACC Championship

### 2019

- First-team All-ACC selection and second straight All-ACC Academic selection
- Completed 268-of-407 passes for 3,665 yards with a career-high 36 touchdowns and eight interceptions in 842 snaps over 15 games (all starts)... Also posted 103 carries for 563 yards and a career-high nine rushing touchdowns
- His 45 combined rushing and passing touchdowns tied Lamar Jackson for fifth-most in a season in ACC history
- 9/14 at Syracuse:** Completed 22-of-39 passes for a career-high 395 yards with three passing touchdowns and a rushing touchdown to earn ACC Co-Quarterback of the Week
- 11/30 at South Carolina:** Completed 26-of-36 passes for 295 yards with three touchdowns and no interceptions while also rushing eight times for 66 yards to share team offensive player of the game honors at...Set a single-game school record with 18 consecutive completions
- 12/28 vs Ohio State:** Earned Fiesta Bowl Offensive MVP honors after completing 18-of-33 passes for 259 yards and two touchdowns and leading Clemson with 16 carries for a career-high 107 yards and a touchdown

### 2018

- ACC Rookie of the Year, ACC Offensive Rookie of the Year, Second-Team All-ACC, AP ACC Newcomer of the Year and All-ACC Academic selection
- Completed 259-of-397 passes for 3,280 yards with 30 touchdowns and four interceptions, while also contributing 60 carries for 177 yards and a touchdown on the ground
- Set school freshman records in passing yards, passing touchdowns and wins as a starting quarterback, finished the season having thrown 169 consecutive pass attempts without an interception, breaking Cullen Harper's single-season school record of 143 in 2007
- 9/1 vs Furman:** Made his collegiate debut and completed 9-of-14 passes for 137 yards and three touchdowns
- 11/24 vs South Carolina:** Earned school-record fifth ACC Rookie of the Week honor, completing 27-of-36 passes for a then-career-high 393 yards with one touchdown
- 1/7 vs Alabama:** Earned Offensive MVP honors in the National Championship Game after completing 20-of-32 passes for 347 yards, three touchdowns and no interceptions, becoming the first freshman starting quarterback to lead his team to a national title since Oklahoma's Jamelle Holieway in 1985


## PERSONAL

- Lawrence is the first No. 1 overall selection in Jaguars history
- Married his longtime girlfriend, Marissa, on April 10, 2021 shortly before the 2021 NFL Draft
- One of 19 players in Clemson history to be a three-time All-ACC Academic Team honoree
- Brother Chase, 26, is an award-winning painter
- Started growing out his hair on a dare with three teammates during his freshman year of high school

### TREVOR LAWRENCE'S COLLEGE PASSING/RUSHING STATISTICS

DATE	COLLEGE	PASSING									RUSHING					
		GP	GS	ATT.	CMP.	PCT.	YDS	AVG.	TD	INT.	LG	NO.	YDS.	AVG.	LG	TD
2018	Clemson	15	11	397	259	65.2%	3,280	218.7	30	4	74	60	177	3.0	32	1
2019	Clemson	15	15	407	268	65.8%	3,665	244.3	36	8	87	103	563	5.5	67	9
2020	Clemson	10	10	334	231	69.2%	3,153	315.3	24	5	83	68	203	2.9	34	8
<b>TOTALS</b>		<b>40</b>	<b>36</b>	<b>1,138</b>	<b>758</b>	<b>66.6%</b>	<b>10,098</b>	<b>8.9</b>	<b>90</b>	<b>17</b>	<b>87</b>	<b>231</b>	<b>954</b>	<b>4.1</b>	<b>67</b>	<b>18</b>





# WALKER LITTLE | 72



**POSITION:** OFFENSIVE LINEMAN

**HT:** 6-7 | **WT:** 325 | **DOB:** 4-1-1999

**COLLEGE:** STANFORD

**HOMETOWN:** HOUSTON, TEXAS

**ACQ:** D2-'21

**EXP:** R



@walkerlittle45



walker\_little

## KEY TRANSACTIONS

- Originally drafted by Jacksonville in the second round (45th overall) in the 2021 draft

## COLLEGE

- Started 13 games in 2018 and earned All-Pac 12 First Team honors as a sophomore in 2018 prior to missing the 2019 season (knee injury)
- Opted out of the 2020 season due to COVID-19
- Voted Pac-12 Freshman Co-Offensive Player of the year as well as All-Pac-12 honorable mention in 2017
- Helped Bryce Love set single-game school record with 301 rushing yards (vs. Arizona State) in third career start
- Stanford's first true freshman to start at left tackle since 2000 (Kirk Chambers)

## PERSONAL

- Is one-quarter Jamaican from his maternal grandmother and has visited Jamaica throughout his high school and college years
- Led his high school (Episcopal) to a state title in 2014
- Grandfather, Gene Little, played football at Rice and professionally for the New York Giants
- Uncle, Jack Little, played football at Texas A&M and professionally for the Baltimore Colts

## STATISTICS

DATE	COLLEGE	GP	GS
2017	Stanford	9	6
2018	Stanford	12	12
2019	Stanford	1	1
<b>COLLEGE TOTALS</b>		<b>22</b>	<b>19</b>





# JORDAN SMITH | 92



**POSITION:** DEFENSIVE END/OUTSIDE LINEBACKER

**HT:** 6-7 | **WT:** 250 | **DOB:** 4-10-1998

**COLLEGE:** ALABAMA-BIRMINGHAM

**HOMETOWN:** LITHONIA, GA.

**ACQ:** D4-'21

**EXP:** R



@Jshmoov1



@jshmoov1

## KEY TRANSACTIONS

- Originally drafted by Jacksonville in the fourth round (121st) of the 2021 draft

## COLLEGE

- As a redshirt junior, he was First Team All-Conference USA... Selected to Reese's Senior Bowl... Finished with 43 total tackles, 9.5 tackles for loss, 4.5 sacks, one interception and eight quarterback hurries... His 9.5 TFL and 4.5 sacks were team highs
- In his redshirt sophomore season, finished with 53 total tackles, 17.5 tackles for loss and 10.0 sacks... Also added four forced fumbles and eight quarterback hurries... His 10 sacks were the fifth most in program history... Had a sack in nine games and a TFL in 12... Second Team All-Conference USA

## PERSONAL

- Smith's cousin, Eric Stokes, was drafted by Green Bay in the first round (29th overall) of the 2021 NFL draft
- Growing up he thought he was going to be a professional basketball player
- Likes listening to motivational speakers every day

### JORDAN SMITH'S COLLEGE DEFENSIVE STATISTICS

DATE	COLLEGE	GP	TACKLES							INTERCEPTIONS					FUMBLES		
			TK	S	A	TFL	YDS	SK	YDS	NO	YDS	LG	TD	PD	FF	FR	YDS
2019	UAB	14	53	34	19	17.5	86	10.0	65	0	0	0	0	1	4	0	0
2020	UAB	9	43	24	19	9.5	53	4.5	35	0	0	0	0	2	0	0	0
<b>TOTALS</b>		<b>23</b>	<b>96</b>	<b>58</b>	<b>38</b>	<b>27.0</b>	<b>139</b>	<b>14.5</b>	<b>100</b>	<b>0</b>	<b>0</b>	<b>0</b>	<b>0</b>	<b>3</b>	<b>4</b>	<b>0</b>	<b>0</b>









# JAY TUFELE | 97



**POSITION:** DEFENSIVE TACKLE  
**HT:** 6-3 | **WT:** 310 | **DOB:** 7-25-1999  
**COLLEGE:** SOUTHERN CALIFORNIA  
**HOMETOWN:** SALT LAKE CITY, UTAH  
**ACQ:** D4-'21  
**EXP:** R

 @tufele123

 @jay\_tufele

## KEY TRANSACTIONS

- Originally drafted by Jacksonville in the fourth round (106th overall) in the 2021 draft

## COLLEGE

- Appeared in 25 games with 18 career starts and posted 65 tackles, including 11 tackles for a loss
- In 2019, he earned All-Pac-12 First Team honors and won USC Defensive Lineman of the Year for the second consecutive season when he recorded 42 tackles, including 6.5 tackles for loss
- In 2018, he appeared in 12 games and made 23 tackles and was named to Phil Steele's All-Pac-12 Second Team
- Redshirted in 2017

## PERSONAL

- Made 2016 Prep Star All-American Dream Team, Tacoma News Tribune Western 100 and Orange County Register Feb 15 First Team as a senior defensive tackle at Bingham High in South Jordan, Utah
- As a junior in 2015, he was Salt Lake Tribune MVP while making 57 tackles and 10.5 sacks
- Also played rugby in high school
- Majored in sociology at USC

### JAY TUFELE'S COLLEGE DEFENSIVE STATISTICS

DATE	COLLEGE	GP	GS	TACKLES							INTERCEPTIONS					FUMBLES		
				TK	S	A	TFL	YDS	SK	YDS	NO	YDS	LG	TD	PD	FF	FR	YDS
2019	USC	13	13	42	22	20	6.5	28	4.5	22	0	0	0	0	1	0	0	0
2018	USC	12	5	23	14	9	4.5	19	3	17	0	0	0	0	0	0	1	0
<b>TOTALS</b>		<b>25</b>	<b>18</b>	<b>65</b>	<b>36</b>	<b>29</b>	<b>11.0</b>	<b>47</b>	<b>7.5</b>	<b>39</b>	<b>0</b>	<b>0</b>	<b>0</b>	<b>0</b>	<b>1</b>	<b>0</b>	<b>1</b>	<b>0</b>





**UNDRAFTED ROOKIES**



# LORENZO BURNS | 35



**POSITION:** CORNERBACK  
**HT:** 5-10 | **WT:** 183 | **DOB:** 10-10-1997  
**COLLEGE:** ARIZONA  
**HOMETOWN:** MURRIETA, CALIF.  
**ACQ:** W (ARI)-'21  
**EXP:** R

## KEY TRANSACTIONS

- Originally signed as an undrafted free agent by Arizona on 5/13/21
- Claimed off of waivers by Jacksonville on 8/8/21

## COLLEGE


- Played 42 games in five seasons at Arizona where he had 192 tackles (142 solo), 35 passes defended, nine INTs, eight tackles for loss, 2.0 sacks and two fumble recoveries
- As a redshirt senior in 2020, named Pac-12 honorable mention after starting five games and collecting 24 tackles (16 solo), two tackles for loss, one pass defended and one fumble recovery
- Named team Defensive MVP and Pac-12 honorable mention as a redshirt junior after finishing the season with 47 tackles (35 solo), 11 passes defended and a team-leading four INTs
- As a redshirt sophomore in 2018, started all 10 games he played and collected 39 tackles (31 solo), 11 passes defended, two tackles for loss and 1.0 sack... Led the team and ranked fourth in Pac 12 with 11 passes defended
- As a redshirt freshman in 2017, started all 13 games and was named to the College Football News' All-Pac-12 first team after finishing with 81 tackles (59 solo), 12 passes defended, five INTs, 3.5 tackles for loss and 1.0 sack... His five INTs tied for the Pac-12 lead and ranked second nationally among freshman
- As a true freshman in 2016, played two games before suffering a season-ending injury

## PERSONAL

- Attended Linfield Christian (Temecula, CA) High School... A three-time captain, finished his career with 166 tackles (100 solo), 26 passes defended, five INTs and two fumble recoveries
- Earned first team All-CIF honors as a senior and played quarterback, running back, wide receiver and on special teams
- Also played basketball, ran track and won the CIF Division 4 triple-jump championship.

LORENZO BURNS' COLLEGE DEFENSIVE STATISTICS																		
DATE	TEAM	GP	TACKLES								INTERCEPTIONS					FUMBLES		
			TK	S	A	TFL	YDS	SK	YDS	QBH	NO	YDS	LG	TD	PD	FF	FR	
2016	Arizona	2	1	1	0	0	0	0	0	0	0	0	0	0	0	0	0	0
2017	Arizona	13	81	59	22	3.5	16	1.0	6	0	5	58	24	0	12	0	0	
2018	Arizona	10	39	31	8	2	7	1.0	6	0	0	0	0	0	11	0	1	
2019	Arizona	12	47	35	12	0.5	1	0	0	0	4	29	14	0	11	0	0	
2020	Arizona	5	24	16	8	2	6	0	0	0	0	0	0	0	1	0	1	
<b>COLLEGE TOTALS</b>		<b>42</b>	<b>192</b>	<b>142</b>	<b>50</b>	<b>8.0</b>	<b>30</b>	<b>2.0</b>	<b>12</b>	<b>0</b>	<b>9</b>	<b>87</b>	<b>24</b>	<b>0</b>	<b>35</b>	<b>1</b>	<b>2</b>	

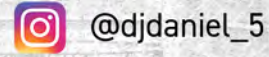




# DJ DANIEL | 31



**POSITION:** CORNERBACK  
**HT:** 6-1 | **WT:** 195 | **DOB:** 11-27-1998  
**COLLEGE:** GEORGIA  
**HOMETOWN:** GRIFFIN, GA.  
**ACQ:** FA-'21  
**EXP:** R



## KEY TRANSACTIONS

- Originally signed as a rookie free agent on 5/1/21

## COLLEGE

### 2020

- Played in eight regular-season games and finished with nine total stops, one for lost yardage, and one pass breakup

### 2019

- Played in 13 of 14 games, starting the last 11 games of the season... Finished with 42 total stops... Closed out the season with a career-best eight tackles versus Baylor in the Sugar Bowl, along with a pass breakup... Had eight PBUs on the season, second-best among all defenders

## PERSONAL

- Full name is Davis Anthony Daniel
- Majored in Sociology at Georgia
- Attended Georgia Military College for junior college where he was a team captain

DJ DANIEL'S COLLEGE DEFENSIVE STATISTICS																		
DATE	TEAM	GP	TACKLES								INTERCEPTIONS					FUMBLES		
			TK	S	A	TFL	YDS	SK	YDS	QBH	NO	YDS	LG	TD	PD	FF	FR	
2019	Georgia	13	42	36	6	2	3	0	0	0	0	0	0	0	0	8	0	0
2020	Georgia	8	9	8	1	1	5	0	0	0	0	0	0	0	1	0	0	0
<b>COLLEGE TOTALS</b>		<b>21</b>	<b>51</b>	<b>44</b>	<b>7</b>	<b>3</b>	<b>8</b>	<b>0</b>	<b>0</b>	<b>0</b>	<b>0</b>	<b>0</b>	<b>0</b>	<b>0</b>	<b>9</b>	<b>0</b>	<b>0</b>	<b>0</b>





# JOSH IMATORBHEBHE | 88



**POSITION:** WIDE RECEIVER  
**HT:** 6-2 | **WT:** 220 | **DOB:** 4-12-1998  
**COLLEGE:** ILLINOIS  
**HOMETOWN:** SUWANEE, GA.  
**ACQ:** FA-'21  
**EXP:** R

## KEY TRANSACTIONS

- Originally signed with Jacksonville as an undrafted rookie on 5/1/2021

## COLLEGE

### 2020 (Illinois)

- Started seven games at wide receiver
- Led the team in both receptions and receiving yards with 22 receptions for 297 yards
- Tied for the team lead with three touchdown receptions

### 2019 (Illinois)

- Played and started the first 11 games at wide receiver
- Finished the year with 33 receptions, 634 receiving yards, nine touchdowns on the season
- Ranked second in Illinois history in touchdown receptions in a single season (nine), one behind the record of 10 set by David Williams in 1985 and Brandon Lloyd in 2001

### 2018 (USC)

- Played in one game for the Trojans

### 2017 (USC)

- Backup wide receiver as a redshirt freshman
- Played in six games

### 2016 (USC)

- Redshirted the 2016 season
- Enrolled at USC in the spring of 2016 after graduating a semester early from high school

## PERSONAL

- Brother, Daniel, played football at USC
- Majored in business administration at USC
- Enrolled in the strategic brand communication master's program
- Traveled to Santiago, Chile, as part of the USC Marshall School of Business' Learning About International Commerce (LINC) program

## JOSH IMATORBHEBHE'S COLLEGE RECEIVING STATISTICS

DATE	TEAM	GP	NO.	YDS	AVG	LG	TD
2017	USC	6	2	11	5.5	9	0
2018	USC	1	0	0	0.0	0	0
2019	Illinois	11	33	634	19.2	83	9
2020	Illinois	7	22	297	13.5	52	3
<b>COLLEGE TOTALS</b>		<b>25</b>	<b>57</b>	<b>942</b>	<b>9.6</b>	<b>83</b>	<b>12</b>





# TIM JONES | 83



**POSITION:** WIDE RECEIVER  
**HT:** 6-1 | **WT:** 200 | **DOB:** 5-15-1998  
**COLLEGE:** SOUTHERN MISSISSIPPI  
**HOMETOWN:** BILOXI, MISS.  
**ACQ:** FA-'21  
**EXP:** R

 @Timnjones5  
 timnjones

## KEY TRANSACTIONS

- Originally signed with Jacksonville as an undrafted free agent on 5/1/2021

## COLLEGE

- 2020**
- Played in six games during his senior campaign... Caught 30 passes for 480 yards and a career-best four touchdown receptions during the season... Finished his four-year career fourth in receptions at the school (150)
- 2019**
- Started in all 13 games... Voted Second Team All-Conference USA... Led the team in receptions (73) and second in receiving yards (902)
- 2018**
- Started all 11 games and was second for catches (42) and yards (508)... Recorded a reception in every game
- 2017**
- Appeared in nine games and made two starts... Caught five passes for 121 yards and a touchdown grab

## PERSONAL

- Second-team Class 6A All-State selection by the Mississippi Association of Coaches at wide receiver
- Selected first-team 4-6A All-Region
- Finished prep career with 209 catches for 3,524 yards and 29 touchdowns

### TIM JONES' COLLEGE RECEIVING/RUSHING STATISTICS

DATE	TEAM	GP	RECEIVING					RUSHING				
			NO.	YDS	AVG	LG	TD	NO.	YDS.	AVG.	LG	TD
2017	Southern Mississippi	9	5	121	24.2	51	1	-	-	-	-	-
2018	Southern Mississippi	11	42	508	12.1	70	1	3	11	3.7	12	0
2019	Southern Mississippi	13	73	902	12.4	68	3	1	-2	-2.0	0	0
2020	Southern Mississippi	6	30	480	16.0	74	4	-	-	-	-	-
<b>COLLEGE TOTALS</b>		<b>39</b>	<b>150</b>	<b>2,011</b>	<b>13.4</b>	<b>74</b>	<b>9</b>	<b>4</b>	<b>9</b>	<b>2.3</b>	<b>12</b>	<b>0</b>

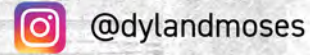




# DYLAN MOSES | 48



**POSITION:** LINEBACKER  
**HT:** 6-3 | **WT:** 230 | **DOB:** 5-25-1998  
**COLLEGE:** ALABAMA  
**HOMETOWN:** ALEXANDRIA, LA.  
**ACQ:** FA-'21  
**EXP:** R



## KEY TRANSACTIONS

- Originally signed by Jacksonville as an undrafted rookie on 5/1/21

## COLLEGE

- 2020**
- As a senior in 2020, earned First Team All-America honors by the AFCA... Second Team All-America selection by CBS Sports... Named a Third Team All-American by the Associated Press
  - Finished with 80 total tackles, 6.5 tackles for loss, 1.5 sacks, three passes defended, one forced fumble and one interception
- 2019**
- Missed the 2019 season with a knee injury
- 2018**
- In his sophomore campaign, selected as an All-SEC second team honoree by the league coaches... Was a finalist for the Butkus Award, presented annually to the nation's top linebacker... Recorded a team-high 86 tackles... Totaled 10 tackles for loss (-41 yards) and 3.5 sacks (-29 yards), while adding one pass breakup, a forced fumble and one quarterback pressure
- 2017**
- In his true freshman season, named to the SEC All-Freshman team... Played in 11 games, including two starts, prior to suffering a foot injury during practice for the College Football Player Semifinal... Collected 30 tackles, 5.5 tackles for loss (-24 yards) and 1.5 sacks (-17 yards)... Also forced a fumble and collected one interception

## PERSONAL

- Played at IMG Academy for his senior season... Chose Alabama over LSU, Miami, Texas and UCLA
- Received the 2016 Butkus Award recipient as the nation's top high school linebacker

DYLAN MOSES' COLLEGE DEFENSIVE STATISTICS																		
DATE	COLLEGE	GP	TACKLES							INTERCEPTIONS					FUMBLES			
			TK	S	A	TFL	YDS	SK	YDS	NO	YDS	LG	TD	PD	FF	FR	YDS	
2017	Alabama	11	30	19	11	5.5	24	1.5	17	1	11	11	0	1	1	0	0	
2018	Alabama	15	86	45	41	10	41	3.5	29	0	0	0	0	1	1	0	0	
2020	Alabama	13	80	40	40	6.5	33	1.5	20	1	1	1	0	4	1	0	0	
<b>TOTALS</b>		<b>39</b>	<b>196</b>	<b>104</b>	<b>93</b>	<b>22.0</b>	<b>98</b>	<b>6.5</b>	<b>66</b>	<b>2</b>	<b>12</b>	<b>11</b>	<b>0</b>	<b>6</b>	<b>3</b>	<b>0</b>	<b>0</b>	





# KENNY RANDALL | 79



**POSITION:** DEFENSIVE TACKLE  
**HT:** 6-4 | **WT:** 310 | **DOB:** 12-7-1995  
**COLLEGE:** CHARLESTON (W.V.)  
**HOMETOWN:** ATLANTIC CITY, N.J.  
**ACQ:** FA-'21  
**EXP:** R

## KEY TRANSACTIONS

- Originally signed by Jacksonville as an undrafted rookie on 5/1/21

## COLLEGE

- Earned First Team All-MEC honors as a junior in 2017... Saw action in all 11 games on the defensive side of the ball, recording 64 tackles (29 solo) with 16.5 tackles going for a loss (68 yards), 7.0 sacks for 50 yards, two forced fumbles, two recoveries, three quarterback hits and two blocked kicks
- As a sophomore in 2018, earned Second Team All-MEC honors.... Finished the season with 46 tackles (20 solo), a pair of sacks and 13.5 tackles for a loss

## PERSONAL

- Graduated from Mainland Regional High School

### KENNY RANDALL'S COLLEGE DEFENSIVE STATISTICS

DATE	COLLEGE	GP	TACKLES							INTERCEPTIONS				FUMBLES		
			TK	S	A	TFL	YDS	SK	YDS	NO	YDS	LG	TD	PD	FF	FR
2015	Charleston	8	6	2	4	2.5	10	0	0	0	0	0	0	0	0	0
2018	Charleston	11	46	20	26	13.5	45	2.0	17	0	0	0	0	0	0	0
2019	Charleston	11	64	29	35	16.5	68	7.0	50	0	0	0	0	0	2	2
<b>TOTAL</b>		<b>30</b>	<b>116</b>	<b>51</b>	<b>65</b>	<b>32.5</b>	<b>123</b>	<b>9.0</b>	<b>67</b>	<b>0</b>	<b>0</b>	<b>0</b>	<b>0</b>	<b>0</b>	<b>2</b>	<b>2</b>







# COREY STRAUGHTER | 43



**POSITION:** CORNERBACK  
**HT:** 5-10 | **WT:** 190 | **DOB:** 10-16-1998  
**COLLEGE:** LOUISIANA-MONROE  
**HOMETOWN:** MONROE, LA.  
**ACQ:** FA-'21  
**EXP:** R

@StraughterJr

@straughterjr

## KEY TRANSACTIONS

- Originally signed by Jacksonville as an undrafted free agent on 5/1/21

## COLLEGE

- Finished his career at Louisiana-Monroe with 78 total tackles (53 solo), 25 passes defensed and nine interceptions
- As a junior in 2019, named All-American by both USA TODAY (second team) and Pro Football Focus (third team) as well as First-Team All-Sun Belt Conference

## PERSONAL

- Four-year letterman for Coach Mickey McCarty at Neville High School in Monroe, La.
- Earned all-state honors as a senior in 2016 after recording 30 tackles, two interceptions and six pass break-ups; also blocked a kick
- Majored in psychology

### COREY STRAUGHTER'S COLLEGE DEFENSIVE STATISTICS

DATE	TEAM	GP	TACKLES								INTERCEPTIONS					FUMBLES			
			TK	S	A	TFL	YDS	SK	YDS	QBH	NO	YDS	LG	TD	PD	FF	FR	YDS	
2020	ULM	3	4	3	1	0	0	0	0	0	0	0	0	0	0	1	0	0	0
2019	ULM	11	23	18	5	0	0	0	0	0	5	96	57	1	15	0	0	0	
2018	ULM	12	29	18	11	0	0	0	0	0	2	116	66	1	6	0	0	0	
2017	ULM	12	22	14	8	0	0	0	0	0	2	16	16	0	3	0	0	0	
<b>COLLEGE TOTALS</b>		<b>38</b>	<b>78</b>	<b>53</b>	<b>25</b>	<b>0</b>	<b>0</b>	<b>0</b>	<b>0</b>	<b>0</b>	<b>9</b>	<b>228</b>	<b>66</b>	<b>2</b>	<b>25</b>	<b>0</b>	<b>0</b>	<b>0</b>	





**2020 SEASON IN REVIEW**



# DEFENSIVE STATS

## 2020 REGULAR SEASON JACKSONVILLE JAGUARS DEFENSIVE STATS (THROUGH WEEK 17)

POS.	PLAYER	SOLO	ASST.	TOTAL	TFL	SACKS/YDS.	PR	FR	FF	INT./YDS.	PD
MLB	J. Schobert	84	57	141	6	2.5/12.0	6	0	2	3/45	4
WLB	M. Jack	72	46	118	6	1.0/6.0	2	2	1	1/0	5
SS	J. Jones	59	24	83	0	0.0/0.0	0	0	0	1/0	1
LCB	T. Herndon	64	12	76	4	1.0/8.0	2	0	0	0/0	5
FS	J. Wilson	46	23	69	2	0.0/0.0	0	0	0	1/48	3
SS	A. Wingard	30	12	42	3	0.0/0.0	0	1	0	2/31	5
LCB	C. Claybrooks	32	6	38	1	0.0/0.0	0	0	0	0/0	3
DE	A. Gotsis	18	19	37	4	0.0/0.0	3	0	1	0/0	3
LCB	C. Henderson	27	9	36	0	0.0/0.0	0	0	1	1/22	6
NT	D. Costin	12	20	32	3	0.0/0.0	1	1	0	0/0	2
NT	D. Hamilton	14	16	30	2	1.0/10.0	5	1	0	0/0	1
LCB	S. Jones IV	20	5	25	0	0.0/0.0	0	0	1	2/1	9
DE	D. Smoot	20	4	24	5	5.5/23.0	17	0	2	0/0	0
RCB	G. Mabin	20	1	21	0	0.0/0.0	0	0	0	0/0	3
DE	K. Chaisson	12	7	19	3	1.0/8.0	9	0	0	0/0	1
FS	B. Rusnak	12	7	19	0	0.0/0.0	0	0	0	0/0	0
LCB	D. Hayden	15	3	18	1	0.0/0.0	1	0	0	0/0	1
DT	T. Bryan	9	8	17	3	0.5/1.0	5	0	0	0/0	0
SLB	J. Giles-Harris	8	9	17	2	1.0/7.0	5	0	0	0/0	0
SS	D. Thomas	13	2	15	0	0.0/0.0	0	0	0	1/53	2
WLB	D. Allen	9	5	14	3	0.0/0.0	1	0	0	0/0	0
DE	J. Allen	7	6	13	2	2.5/7.0	11	0	0	0/0	1
DT	D. Ekuale	6	7	13	1	1.0/9.0	1	0	0	0/0	0
LCB	J. Scott	10	1	11	1	0.0/0.0	0	0	0	0/0	0
RCB	L. Barcoo	7	3	10	1	0.0/0.0	0	0	0	0/0	1
SLB	C. Marsh	7	2	9	0	0.0/0.0	1	0	0	0/0	0
WLB	Q. Williams	5	4	9	1	0.0/0.0	0	0	0	0/0	1
NT	A. Jones	4	4	8	0	0.0/0.0	0	0	0	0/0	0
SLB	K. Correa	4	3	7	0	0.0/0.0	0	0	0	0/0	1
DE	A. Lynch	5	1	6	1	1.0/0.0	3	0	0	0/0	1
NT	C. Reid	3	2	5	0	0.0/0.0	0	0	0	0/0	0
SLB	L. Jacobs	3	0	3	1	0.0/0.0	0	0	0	0/0	0
DT	D. Ross	1	2	3	1	0.0/0.0	0	0	0	0/0	0
RB	D. Ogunbowale	1	0	1	0	0.0/0.0	0	0	0	0/0	0
	T. Jernigan	0	1	1	0	0.0/0.0	1	0	0	0/0	0
	J. Sheard	0	0	0	0	0.0/0.0	2	0	0	0/0	1
<b>TOTALS</b>		<b>659</b>	<b>331</b>	<b>990</b>	<b>57</b>	<b>18.0/91.0</b>	<b>76</b>	<b>5</b>	<b>8</b>	<b>12/200</b>	<b>60</b>

## 2020 REGULAR SEASON JAGUARS SPECIAL TEAMS STATS

POS.	PLAYER	TKLS.	ASST.	TOTAL
RB	Ogunbowale, Dare	7	2	9
SS	Middleton, Doug	4	5	9
SS	Wingard, Andrew	5	3	8
MLB	Quarterman, Shaquille	4	2	6
FS	Rusnak, Brandon	4	2	6
KR/RB	Cottrell, Nathan	3	2	5
WLB	Allen, Dakota	3	1	4
SS	Thomas, Daniel	3	0	3
SLB	Giles-Harris, Joe	2	0	2
FB	Miller, Bruce	2	0	2
LS	Maticcik, Ross	1	1	2
RB	Ozigbo, Devine	1	1	2
TE	Saubert, Eric	1	1	2
WLB	Williams, Quincy	0	2	2
LCB	Claybrooks, Chris	1	0	1
H/P	Cooke, Logan	1	0	1
LCB	Jones IV, Sidney	1	0	1
<b>TOTALS</b>		<b>43</b>	<b>22</b>	<b>65</b>

## DEFENSIVE SCORES

**INT (1)** (15:00) K.Cousins pass short middle intended for D.Cook INTERCEPTED by J.Schobert at MIN 43. J.Schobert for 43 yards. @ MIN (12/06/20)

**FR (0)**  
**Safety (0)**

## SPECIAL TEAMS BIG PLAYS

**FR (0)**  
**TD (2)** (10:25) J.Scott punts 59 yards to JAX 9, Center-H.Bradley. K.Cole Sr. for 91 yards. @ GB (11/15/20)  
(13:30) T.Long punt is BLOCKED by D.Thomas, Center-C.Mazza, RECOVERED by JAX-D.Thomas at LAC 16. D.Thomas for 16 yards. @ LAC (10/25/20)

Regular Season defensive and special teams statistics are based on press box statistics.



# BIG PLAYS: RUSH 10+, RECEPTIONS 20+, RETURNS 30+

DATE	OPPONENT	RUSHES				RECEPTIONS				RETURNS						
		GAIN	PLAYER	QTR	RESULT	GAIN	PLAYER	QTR	RESULT	GAIN	PLAYER	QTR	RESULT			
09/13	Indianapolis	12	James Robinson	1'	Punt	28	James Robinson	4'	TD	39	Chris Claybrooks (KR)	2	Half			
		11	Gardner Minshew II	1'	Punt	22t	Keelan Cole Sr.	4	TD							
		11	James Robinson	2	TD											
09/20	at Tennessee	14	Laviska Shenault Jr.	2	Punt	45	DJ Chark Jr.	1	TD							
		17t	James Robinson	3	TD	23	Keelan Cole Sr.	2	FG							
		39	James Robinson	3	TD	24	Chris Conley	4	TD							
		12	Laviska Shenault Jr.	4	TD											
		11	Gardner Minshew II	4	INT											
09/24	Miami	10	James Robinson	1'	TD	24	James Robinson	1	Punt							
		16	Gardner Minshew II	1'	TD											
		11t	James Robinson	2	TD											
10/04	at Cincinnati	14	James Robinson	2	FG	22	Laviska Shenault Jr.	1	Miss FG							
		13	James Robinson	3	FG	20	Keelan Cole Sr.	2	FG							
						22	Laviska Shenault Jr.	2'	FG							
						28	Laviska Shenault Jr.	2'	FG							
						22	DJ Chark Jr.	4'	TD							
						33	Chris Conley	4'	TD							
10/11	at Houston	11	James Robinson	1	Punt	25	Laviska Shenault Jr.	2	Miss FG	40	Keelan Cole Sr. (KR)	3	Punt			
		14	James Robinson	1	Punt	51	Chris Conley	4	TD	48				Jarrod Wilson (INT)	3	INT
		11	Gardner Minshew II	2	TD											
10/18	Detroit					35	Keelan Cole Sr.	1	FG							
						51	Keelan Cole Sr.	3	TD							
						24	Keelan Cole Sr.	4	TD							
10/25	at L.A. Chargers	14	James Robinson	2'	TD	26	DJ Chark Jr.	2'	TD							
		13	James Robinson	2'	TD	36	Laviska Shenault Jr.	2'	TD							
		10	James Robinson	2'	TD	22	James O'Shaughnessy	2	Downs							
		10	Gardner Minshew II	3	Downs	28t	Chris Conley	3	TD							
		22	James Robinson	4	Punt											
11/08	Houston	12	James Robinson	1	Punt	73t	DJ Chark Jr.	1	TD	39	Chris Claybrooks (KR)	2	FG			
		12	James Robinson	2'	TD	27	DJ Chark Jr.	3	INT							
		11	James Robinson	2'	TD	21	Chris Conley	3	FG							
		11	James Robinson	3	FG	20	DJ Chark Jr.	4	TD							
		13t	Jake Luton	4	TD											
11/15	at Green Bay	20	James Robinson	1	Punt	21	DJ Chark Jr.	3	FG	91t	Keelan Cole Sr. (PR)	2	Punt			
		10	James Robinson	2	Punt											
		11	James Robinson	3	TD											
11/22	Pittsburgh	12	James Robinson	1	FG					53	Daniel Thomas (INT)	2	INT			
		18	James Robinson	2	INT											
		10	James Robinson	3	Punt											
11/29	Cleveland	15	James Robinson	1'	FG	20	Keelan Cole Sr.	2'	TD							
		13	James Robinson	1'	FG	46t	Collin Johnson	2'	TD							
		11	James Robinson	4	Punt	20	Collin Johnson	3	Punt							
		27	James Robinson	4	TD											
12/06	at Minnesota	13	Laviska Shenault Jr.	1	Punt	24	James O'Shaughnessy	1'	TD	43t	Joe Schobert (INT)	3	INT			
		17	Laviska Shenault Jr.	2	INT	28t	Laviska Shenault Jr.	1'	TD							
		15	James Robinson	4	Miss FG	34	Collin Johnson	1	FG							
						22	DJ Chark Jr.	4'	TD							
				21	Collin Johnson	4	TD									
12/13	Tennessee	47	James Robinson	4'	Downs	22	Laviska Shenault Jr.	1	Punt							
		13	Gardner Minshew II	4	Downs	22	Keelan Cole Sr.	4'	Downs							
						27	Collin Johnson	4	Downs							
12/20	at Baltimore	10	Gardner Minshew II	1	Downs	21	Laviska Shenault Jr.	3	TD							
		11	James Robinson	3	Fumble	22	DJ Chark Jr.	3'	Fumble							
		17	Dare Ogunbowale	4	TD	28	Tyler Eifert	3	Fumble							
12/27	Chicago	25	Dare Ogunbowale	1'	FG	20t	DJ Chark Jr.	2	TD	30	Nathan Cottrell (KR)	2	TD			
		10	Dare Ogunbowale	1'	FG	34t	Laviska Shenault Jr.	4	TD							
		11	Dare Ogunbowale	2	Punt											
01/03	at Indianapolis	11	Dare Ogunbowale	3	TD	21	Terry Godwin	2	TD							
						21	Laviska Shenault Jr.	4	Punt							

\* - result within the same drive



# TAKEAWAY/GIVEAWAY CHART - TEAM AND OPPONENT

DATE	OPPONENT	FORCED TURNOVERS			TURNOVERS CONVERTED					OUTCOME	
		FUM	INTS	TOTAL	TD	FG	PTS.	PTS. PCT.	TD PCT.	NET DIFF.	RESULT
09/13	Jacksonville	0	2	2	1	1	10	100.0	50.0	+2	W
	Indianapolis	0	0	0	0	0	0	0.0	0.0	-2	L
09/20	Jacksonville	0	0	0	0	0	0	0.0	0.0	-2	L
	at Tennessee	0	2	2	1	0	7	50.0	100.0	+2	W
09/24	Jacksonville	0	0	0	0	0	0	0.0	0.0	-2	L
	Miami	1	1	2	1	0	7	50.0	100.0	+2	W
10/04	Jacksonville	0	1	1	0	1	3	100.0	0.0	0	L
	at Cincinnati	0	1	1	0	0	0	0.0	0.0	0	W
10/11	Jacksonville	0	2	2	0	0	0	0.0	0.0	0	L
	at Houston	2	0	2	2	0	14	100.0	100.0	0	W
10/18	Jacksonville	0	1	1	0	0	0	0.0	0.0	-1	L
	Detroit	1	1	2	0	0	0	0.0	0.0	+1	W
10/25	Jacksonville	0	0	0	0	0	0	0.0	0.0	-1	L
	at L.A. Chargers	1	0	1	1	0	7	100.0	100.0	+1	W
11/08	Jacksonville	1	0	1	0	0	0	0.0	0.0	0	L
	Houston	0	1	1	1	0	7	100.0	100.0	0	W
11/15	Jacksonville	1	1	2	1	1	10	100.0	50.0	+1	L
	at Green Bay	0	1	1	0	1	3	100.0	0.0	-1	W
11/22	Jacksonville	0	1	1	0	0	0	0.0	0.0	-3	L
	Pittsburgh	0	4	4	2	0	14	50.0	100.0	+3	W
11/29	Jacksonville	1	0	1	1	0	6	100.0	100.0	+1	L
	Cleveland	0	0	0	0	0	0	0.0	0.0	-1	W
12/06	Jacksonville	1	1	2	1	0	7	50.0	100.0	-2	L
	at Minnesota	2	2	4	1	2	12	75.0	33.3	+2	W
12/13	Jacksonville	1	0	1	0	1	3	100.0	0.0	0	L
	Tennessee	0	1	1	1	0	7	100.0	100.0	0	W
12/20	Jacksonville	0	1	1	0	0	0	0.0	0.0	0	L
	at Baltimore	1	0	1	1	0	7	100.0	100.0	0	W
12/27	Jacksonville	0	1	1	0	0	0	0.0	0.0	-1	L
	Chicago	0	2	2	1	1	10	100.0	50.0	+1	W
01/03	Jacksonville	0	1	1	0	0	0	0.0	0.0	0	L
	at Indianapolis	1	0	1	1	0	7	100.0	100.0	0	W
<b>JAGUARS</b>		<b>5</b>	<b>12</b>	<b>17</b>	<b>4</b>	<b>4</b>	<b>39</b>	<b>47.1</b>	<b>50.0</b>	<b>-8</b>	<b>1-15</b>
<b>OPPONENTS</b>		<b>9</b>	<b>16</b>	<b>25</b>	<b>13</b>	<b>4</b>	<b>102</b>	<b>68.0</b>	<b>76.5</b>	<b>+8</b>	<b>15-1</b>



# TURNOVER CHART

## 2020 REGULAR SEASON - DEFENSIVE TAKEAWAYS

DATE	OPPONENT	TAKEAWAY	QTR.	SCORE	YD-LINE	RESULT
09/13	Indianapolis	C. Henderson INT (P. Rivers)	2	0-7	IND-49	TD
		A. Wingard INT (P. Rivers)	4	24-20	IND-43	FG
09/20	at Tennessee	None				
09/24	Miami	None				
10/04	at Cincinnati	M. Jack INT (J. Burrow: touchback)	2	7-3	JAX-(-5)	FG
10/11	at Houston	S. Jones IV INT (D. Watson)	2	7-10	HST-36	Missed FG
		J. Wilson INT (D. Watson)	3	7-13	JAX-25	Fumble
10/18	Detroit	J. Schobert INT (M. Stafford)	3	3-17	DET-22	Downs
10/25	at L.A. Chargers	None				
11/08	Houston	D. Hamilton FR (M. Jack FF)	2	13-13	HST-43	Punt
11/15	at Green Bay	M. Jack FR (C. Henderson FF)	3	10-17	GB-32	TD
		S. Jones IV INT (A. Rodgers)	3	17-17	JAX-43	FG
11/22	Pittsburgh	D. Thomas INT (B. Roethlisberger)	3	3-17	JAX-(-8)	Punt
11/29	Cleveland	A. Wingard FR (J. Schobert FF)	3	13-17	CLV-47	TD
12/06	at Minnesota	J. Schobert INT (K. Cousins)	3	16-6	MIN-43	TD
		M. Jack FR (K. Cousins fumble)	4	16-19	JAX-2	Safety
12/13	Tennessee	D. Costin FR (D. Smoot FF)	2	0-7	TEN-40	FG
12/20	at Baltimore	J. Jones INT (L. Jackson)	1	0-0	JAX-2	Safety
12/27	Chicago	J. Schobert INT (M. Trubisky: touchback)	2	10-10	JAX-(-4)	INT
01/03	at Indianapolis	A. Wingard INT (P. Rivers)	3	14-20	JAX-(-6)	Punt

## 2020 REGULAR SEASON - OFFENSIVE GIVEAWAYS

DATE	OPPONENT	TAKEAWAY	QTR.	SCORE	YD-LINE	RESULT
09/13	Indianapolis	None				
09/20	at Tennessee	G. Minshew II INT (K. Fulton)	1	0-7	TEN-26	TD
		G. Minshew II INT (H. Landry III)	4	30-33	JAX-39	EOG
09/24	Miami	G. Minshew II fumble (K. Van Noy FF; K. Van Noy FR)	3	7-21	JAX-10	TD
		G. Minshew II INT (X. Howard)	4	13-31	MIA-2	EOG
10/04	at Cincinnati	G. Minshew II INT (J. Evans)	1	0-0	JAX-43	Punt
10/11	at Houston	J. Robinson fumble (J. Watt FR)	3	7-13	HST-10	TD
		G. Minshew II fumble (W. Mercilus FF; W. Mercilus FR)	4	14-23	JAX-40	TD
10/18	Detroit	G. Minshew II INT (D. Harmon)	2	3-14	DET-37	Missed FG
		G. Minshew II fumble (T. Flowers FF; R. Okwara FR)	2	3-17	JAX-43	Punt
10/25	at L.A. Chargers	None				
11/08	Houston	J. Luton INT (V. Hargreaves III)	3	16-20	HST-19	TD
11/15	at Green Bay	J. Luton INT (A. Amos)	2	10-14	JAX-49	FG
11/22	Pittsburgh	J. Luton INT (M. Fitzpatrick)	2	3-10	PIT-2	TD
		J. Luton INT (T. Edmunds)	2	3-17	PIT-25	INT
		J. Luton INT (T. Edmunds)	4	3-20		TD
		J. Luton INT (M. Fitzpatrick)	4	3-27	PIT-41	Punt
11/29	Cleveland	None				
12/06	at Minnesota	M. Glennon INT (C. Dantzler)	2	9-0	MIN-22	TD
		M. Glennon fumble (J. Brailford FF; J. Brailford FR)	3	16-19	JAX-34	Fumble
		C. Conley fumble (C. Dantzler FF; C. Dantzler FR)	4	16-21	JAX-44	FG
		M. Glennon INT (H. Smith)	5	24-24	JAX-46	FG
12/13	Tennessee	M. Glennon INT (M. Butler)	3	3-24	JAX-48	TD
12/20	at Baltimore	G. Minshew II fumble (Y. Ngakoue FF; D. Wolfe FR)	3	7-33	BLT-14	TD
12/27	Chicago	M. Glennon INT (R. Smith)	2	10-10	JAX-34	FG
		M. Glennon INT (R. Smith)	3	10-27	JAX-30	TD
01/03	at Indianapolis	M. Glennon fumble (D. Leonard FF; T. Carrie FR)	2	0-10	JAX-40	TD

## 2020 REGULAR SEASON - SPECIAL TEAMS/MISC GIVEAWAYS

DATE	OPPONENT	TAKEAWAY	QTR.	SCORE	YD-LINE	RESULT
10/25	at L.A. Chargers	D. Westbrook fumble (T. Campbell FF; T. Pope FR)	3	29-29	JAX-19	TD



# RED ZONE + OPPONENTS

## JAGUARS 2020 REGULAR SEASON INSIDE 20 EFFICIENCY

		JAGUARS											Drive Ends			Score		
Date	Opponent	Num Drives	TD	PAT	2-Pt.	Miss PAT	FG	FGA	Blk/MFG	INT	Fum	Dwns	Half	Game	Pts	TD%	Pct.	Pts/Poss
09/13	Indianapolis	2	2	2	0	0	0	0	0	0	0	0	0	0	14	100.0	100.0	7.0
09/20	at Tennessee	5	4	3	0	1	1	1	0	0	0	0	0	0	30	80.0	100.0	6.0
09/24	Miami	2	2	1	0	1	0	0	0	0	0	0	0	0	13	100.0	100.0	6.5
10/04	at Cincinnati	5	2	1	0	0	3	3	0	0	0	0	0	0	22	40.0	100.0	4.4
10/11	at Houston	4	2	2	0	0	0	1	1	0	1	0	0	0	14	50.0	50.0	3.5
10/18	Detroit	5	2	1	0	0	1	2	1	0	0	1	0	0	16	40.0	60.0	3.2
10/25	at L.A. Chargers	2	2	0	1	0	0	0	0	0	0	0	0	0	14	100.0	100.0	7.0
11/08	Houston	3	2	0	0	1	1	1	0	0	0	0	0	0	15	66.7	100.0	5.0
11/15	at Green Bay	2	1	1	0	0	1	1	0	0	0	0	0	0	10	50.0	100.0	5.0
11/22	Pittsburgh	1	0	0	0	0	0	0	0	1	0	0	0	0	0	0.0	0.0	0.0
11/29	Cleveland	3	2	0	0	0	1	1	0	0	0	0	0	0	15	66.7	100.0	5.0
12/06	at Minnesota	2	1	0	1	0	1	1	0	0	0	0	0	0	11	50.0	100.0	5.5
12/13	Tennessee	3	1	1	0	0	0	0	0	0	2	0	0	0	7	33.3	33.3	2.3
12/20	at Baltimore	3	2	2	0	0	0	0	0	0	1	0	0	0	14	66.7	66.7	4.7
12/27	Chicago	1	0	0	0	0	1	1	0	0	0	0	0	0	3	0.0	100.0	3.0
01/03	at Indianapolis	2	2	2	0	0	0	0	0	0	0	0	0	0	14	100.0	100.0	7.0
<b>TOTALS</b>		<b>45</b>	<b>27</b>	<b>16</b>	<b>2</b>	<b>3</b>	<b>10</b>	<b>12</b>	<b>2</b>	<b>1</b>	<b>2</b>	<b>3</b>	<b>0</b>	<b>0</b>	<b>212</b>	<b>60.0</b>	<b>82.2</b>	<b>4.7</b>

## OPPONENT 2020 REGULAR SEASON INSIDE 20 EFFICIENCY

		OPPONENT											Drive Ends			Score		
Date	Opponent	Num Drives	TD	PAT	2-Pt.	Miss PAT	FG	FGA	Blk/MFG	INT	Fum	Dwns	Half	Game	Pts	TD%	Pct.	Pts/Poss
09/13	Indianapolis	5	2	2	0	0	1	2	1	0	0	1	0	0	17	40.0	60.0	3.4
09/20	at Tennessee	4	4	3	0	1	0	0	0	0	0	0	0	0	27	100.0	100.0	6.8
09/24	Miami	5	4	4	0	0	1	1	0	0	0	0	0	0	31	80.0	100.0	6.2
10/04	at Cincinnati	4	1	1	0	0	2	2	0	1	0	0	0	0	13	25.0	75.0	3.3
10/11	at Houston	3	1	1	0	0	2	2	0	0	0	0	0	0	13	33.3	100.0	4.3
10/18	Detroit	5	4	4	0	0	1	1	0	0	0	0	0	0	31	80.0	100.0	6.2
10/25	at L.A. Chargers	5	2	1	0	1	2	2	0	0	0	0	0	1	19	40.0	80.0	3.8
11/08	Houston	2	1	1	0	0	1	1	0	0	0	0	0	0	10	50.0	100.0	5.0
11/15	at Green Bay	3	2	2	0	0	1	1	0	0	0	0	0	0	17	66.7	100.0	5.7
11/22	Pittsburgh	1	1	1	0	0	0	0	0	0	0	0	0	0	7	100.0	100.0	7.0
11/29	Cleveland	4	3	3	0	0	1	1	0	0	0	0	0	0	24	75.0	100.0	6.0
12/06	at Minnesota	4	2	1	0	1	1	1	0	0	1	0	0	0	16	50.0	75.0	4.0
12/13	Tennessee	3	2	2	0	0	0	0	0	0	0	1	0	0	14	66.7	66.7	4.7
12/20	at Baltimore	5	5	5	0	0	0	0	0	0	0	0	0	0	35	100.0	100.0	7.0
12/27	Chicago	6	4	4	0	0	1	1	0	1	0	0	0	0	31	66.7	83.3	5.2
01/03	at Indianapolis	4	2	2	0	0	2	2	0	0	0	0	0	0	20	50.0	100.0	5.0
<b>TOTALS</b>		<b>63</b>	<b>40</b>	<b>37</b>	<b>0</b>	<b>3</b>	<b>16</b>	<b>17</b>	<b>1</b>	<b>2</b>	<b>1</b>	<b>2</b>	<b>0</b>	<b>1</b>	<b>325</b>	<b>63.5</b>	<b>88.9</b>	<b>5.2</b>





# GOAL TO GO SITUATIONS + OPPONENTS

JAGUARS 2020 REGULAR SEASON GOAL-TO-GO																		
JAGUARS																		
Date	Opponent	Num Drives	TD	PAT	2-Pt.	Miss PAT	FG	FGA	Blk/MFG	INT	Fum	Dwns	Drive Ends			TD%	Score Pct.	Pts/Poss
09/13	Indianapolis	1	1	1	0	0	0	0	0	0	0	0	0	0	7	100.0	100.0	7.0
09/20	at Tennessee	1	1	0	0	1	0	0	0	0	0	0	0	0	6	100.0	100.0	6.0
09/24	Miami	1	1	0	0	1	0	0	0	0	0	0	0	0	6	100.0	100.0	6.0
10/04	at Cincinnati	1	1	0	0	0	0	0	0	0	0	0	0	0	6	100.0	100.0	6.0
10/11	at Houston	1	1	1	0	0	0	0	0	0	0	0	0	0	7	100.0	100.0	7.0
10/18	Detroit	0	0	0	0	0	0	0	0	0	0	0	0	0	0	0.0	0.0	0.0
10/25	at L.A. Chargers	1	1	0	0	0	0	0	0	0	0	0	0	0	6	100.0	100.0	6.0
11/08	Houston	1	1	0	0	1	0	0	0	0	0	0	0	0	6	100.0	100.0	6.0
11/15	at Green Bay	0	0	0	0	0	0	0	0	0	0	0	0	0	0	0.0	0.0	0.0
11/22	Pittsburgh	0	0	0	0	0	0	0	0	0	0	0	0	0	0	0.0	0.0	0.0
11/29	Cleveland	2	1	0	0	0	1	1	0	0	0	0	0	0	9	50.0	100.0	4.5
12/06	at Minnesota	2	1	0	1	0	1	1	0	0	0	0	0	0	11	50.0	100.0	5.5
12/13	Tennessee	1	1	1	0	0	0	0	0	0	0	0	0	0	7	100.0	100.0	7.0
12/20	at Baltimore	1	0	0	0	0	0	0	0	0	1	0	0	0	0	0.0	0.0	0.0
12/27	Chicago	0	0	0	0	0	0	0	0	0	0	0	0	0	0	0.0	0.0	0.0
01/03	at Indianapolis	2	2	2	0	0	0	0	0	0	0	0	0	0	14	100.0	100.0	7.0
<b>TOTALS</b>		<b>15</b>	<b>12</b>	<b>5</b>	<b>1</b>	<b>3</b>	<b>2</b>	<b>2</b>	<b>0</b>	<b>0</b>	<b>1</b>	<b>0</b>	<b>0</b>	<b>0</b>	<b>85</b>	<b>80.0</b>	<b>93.3</b>	<b>5.7</b>

OPPONENT 2020 REGULAR SEASON GOAL-TO-GO																		
OPPONENT																		
Date	Opponent	Num Drives	TD	PAT	2-Pt.	Miss PAT	FG	FGA	Blk/MFG	INT	Fum	Dwns	Drive Ends			TD%	Score Pct.	Pts/Poss
09/13	Indianapolis	1	1	1	0	0	0	0	0	0	0	0	0	0	7	100.0	100.0	7.0
09/20	at Tennessee	1	1	1	0	0	0	0	0	0	0	0	0	0	7	100.0	100.0	7.0
09/24	Miami	3	3	3	0	0	0	0	0	0	0	0	0	0	21	100.0	100.0	7.0
10/04	at Cincinnati	2	1	1	0	0	0	0	0	1	0	0	0	0	7	50.0	50.0	3.5
10/11	at Houston	0	0	0	0	0	0	0	0	0	0	0	0	0	0	0.0	0.0	0.0
10/18	Detroit	3	3	3	0	0	0	0	0	0	0	0	0	0	21	100.0	100.0	7.0
10/25	at L.A. Chargers	2	2	1	0	1	0	0	0	0	0	0	0	0	13	100.0	100.0	6.5
11/08	Houston	1	1	1	0	0	0	0	0	0	0	0	0	0	7	100.0	100.0	7.0
11/15	at Green Bay	2	2	2	0	0	0	0	0	0	0	0	0	0	14	100.0	100.0	7.0
11/22	Pittsburgh	1	1	1	0	0	0	0	0	0	0	0	0	0	7	100.0	100.0	7.0
11/29	Cleveland	4	3	3	0	0	1	1	0	0	0	0	0	0	24	75.0	100.0	6.0
12/06	at Minnesota	3	1	0	0	1	1	1	0	0	1	0	0	0	9	33.3	66.7	3.0
12/13	Tennessee	2	2	2	0	0	0	0	0	0	0	0	0	0	14	100.0	100.0	7.0
12/20	at Baltimore	4	4	4	0	0	0	0	0	0	0	0	0	0	28	100.0	100.0	7.0
12/27	Chicago	4	3	3	0	0	1	1	0	0	0	0	0	0	24	75.0	100.0	6.0
01/03	at Indianapolis	2	1	1	0	0	1	1	0	0	0	0	0	0	10	50.0	100.0	5.0
<b>TOTALS</b>		<b>35</b>	<b>29</b>	<b>27</b>	<b>0</b>	<b>2</b>	<b>4</b>	<b>4</b>	<b>0</b>	<b>1</b>	<b>1</b>	<b>0</b>	<b>0</b>	<b>0</b>	<b>213</b>	<b>82.9</b>	<b>94.3</b>	<b>6.1</b>



# DRIVE CHARTS

## 2020 REGULAR SEASON

### WEEK 1: JAGUARS 27, COLTS 20

SEPTEMBER 13, 2020

JAGUARS														COLTS													
#	RECD	LOST	POSS	OBTAINED	BEGAN	PLAYS	YDS	PEN	NET	1ST	ENDED	GIVEN UP	#	RECD	LOST	POSS	OBTAINED	BEGAN	PLAYS	YDS	PEN	NET	1ST	ENDED	GIVEN UP		
1	11:42	06:18	5:24	Kickoff	JAX 13	8	38	-15	23	2	JAX 36	Punt	1	15:00	11:42	3:18	Kickoff	IND 37	7	63	0	63	4	JAX 12	Touchdown		
2	03:09	14:27	3:42	Downs	JAX 3	7	30	0	30	2	JAX 33	Punt	2	06:18	03:09	3:09	Punt	IND 33	7	64	0	64	3	JAX 3	Downs		
3	12:50	10:42	2:08	Interception	IND 27	4	27	0	27	2	IND 6	Touchdown	3	14:27	12:50	1:37	Punt	IND 15	4	20	0	20	1	IND 35	Interception		
4	04:45	01:38	3:07	Kickoff	JAX 25	9	75	0	75	5	IND 15	Touchdown	4	10:42	04:45	5:57	Kickoff	IND 25	11	75	0	75	4	JAX 8	Touchdown		
5	00:05	00:00	0:05	Kickoff		0	0	0	0	0		End Half	5	01:38	00:05	1:33	Kickoff	IND 33	7	47	0	47	4	JAX 20	Field Goal		
6	15:00	13:02	1:58	Kickoff	JAX 25	3	-7	0	-7	0	JAX 18	Punt	6	13:02	07:42	5:20	Punt	IND 29	11	64	-5	59	2	JAX 12	Missed FG		
7	07:42	03:30	4:12	Missed FG	JAX 20	7	18	30	48	2	IND 32	Field Goal	7	03:30	09:39	8:51	Kickoff	IND 21	14	71	1	72	6	JAX 7	Field Goal		
8	09:39	05:56	3:43	Kickoff	JAX 25	6	60	15	75	4	IND 22	Touchdown	8	05:56	04:24	1:32	Kickoff	IND 25	3	7	0	7	0	IND 32	Interception		
9	04:24	02:50	1:34	Interception	IND 31	4	3	0	3	0	IND 28	Field Goal	9	02:50	00:44	2:06	Kickoff	IND 25	8	34	15	49	3	JAX 26	Downs		
10	00:44	00:00	0:44	Downs	JAX 26	1	-3	0	-3	0	JAX 26	End Game															

### WEEK 2: JAGUARS 30, TITANS 33

SEPTEMBER 20, 2020

JAGUARS														TITANS													
#	RECD	LOST	POSS	OBTAINED	BEGAN	PLAYS	YDS	PEN	NET	1ST	ENDED	GIVEN UP	#	RECD	LOST	POSS	OBTAINED	BEGAN	PLAYS	YDS	PEN	NET	1ST	ENDED	GIVEN UP		
1	13:22	07:39	5:43	Kickoff	JAX 25	12	38	0	38	3	TEN 37	Interception	1	15:00	13:22	1:38	Kickoff	TEN 23	3	77	0	77	2	JAX 13	Touchdown		
2	05:43	03:43	2:00	Kickoff	JAX 25	6	75	0	75	3	TEN 19	Touchdown	2	07:39	05:43	1:56	Interception	JAX 30	5	30	0	30	2	JAX 9	Touchdown		
3	12:59	07:37	5:22	Punt	JAX 6	9	39	-5	34	3	JAX 40	Punt	3	03:43	12:59	5:44	Kickoff	TEN 25	10	45	-10	35	3	JAX 40	Punt		
4	01:47	00:12	1:35	Kickoff	JAX 25	10	58	0	58	3	TEN 17	Field Goal	4	07:37	01:47	5:50	Punt	TEN 15	13	63	22	85	5	JAX 4	Touchdown		
5	15:00	07:04	7:56	Kickoff	JAX 11	14	89	0	89	7	TEN 17	Touchdown	5	00:12	00:00	0:12	Kickoff	JAX 49	2	16	0	16	1	JAX 33	Field Goal		
6	02:04	14:16	2:48	Kickoff	JAX 25	7	75	0	75	4	TEN 2	Touchdown	6	07:04	02:04	5:00	Kickoff	TEN 25	9	65	10	75	5	JAX 18	Touchdown		
7	12:27	07:25	5:02	Punt	JAX 14	9	71	15	86	5	TEN 14	Touchdown	7	14:16	12:27	1:49	Kickoff	TEN 22	3	7	0	7	0	TEN 29	Punt		
8	05:36	03:29	2:07	Punt	JAX 11	5	14	0	14	1	JAX 25	Punt	8	07:25	05:36	1:49	Kickoff	TEN 21	6	32	5	37	3	JAX 42	Punt		
9	01:36	00:47	0:49	Kickoff	JAX 25	3	20	0	20	1	JAX 45	Interception	9	03:29	01:36	1:53	Punt	TEN 40	8	21	8	29	2	JAX 31	Field Goal		
10	00:47	00:00	0:47	Interception	JAX 39	2	-2	0	-2	0	JAX 40	End Game	10	00:47	00:00	0:47	Interception	JAX 39	2	-2	0	-2	0	JAX 40	End Game		

### WEEK 3: JAGUARS 13, DOLPHINS 31

SEPTEMBER 24, 2020

JAGUARS														DOLPHINS													
#	RECD	LOST	POSS	OBTAINED	BEGAN	PLAYS	YDS	PEN	NET	1ST	ENDED	GIVEN UP	#	RECD	LOST	POSS	OBTAINED	BEGAN	PLAYS	YDS	PEN	NET	1ST	ENDED	GIVEN UP		
1	08:09	05:54	2:15	Kickoff	JAX 25	4	30	0	30	1	MIA 45	Punt	1	15:00	08:09	6:51	Kickoff	MIA 16	12	84	0	84	6	JAX 3	Touchdown		
2	02:37	13:04	4:33	Kickoff	JAX 25	9	75	0	75	5	MIA 11	Touchdown	2	05:54	02:37	3:17	Punt	MIA 20	6	60	20	80	6	JAX 1	Touchdown		
3	05:58	01:10	4:48	Kickoff	JAX 25	9	14	15	29	3	MIA 36	Downs	3	13:04	05:58	7:06	Kickoff	MIA 25	11	70	5	75	5	JAX 15	Touchdown		
4	00:36	00:00	0:36	Punt	JAX 12	5	12	5	17	1	JAX 29	Punt	4	01:10	00:36	0:34	Downs	MIA 46	3	4	0	4	0	MIA 46	Punt		
5	15:00	12:18	2:42	Kickoff	JAX 25	5	17	0	17	1	JAX 42	Punt	5	12:18	06:53	5:25	Punt	MIA 24	7	36	-5	31	2	JAX 45	Punt		
6	06:53	04:04	2:49	Punt	JAX 3	5	15	-10	5	1	JAX 12	Fumble	6	04:04	02:01	2:03	Fumble	JAX 5	4	2	3	5	2	JAX 1	Touchdown		
7	02:01	14:38	2:23	Kickoff	JAX 25	7	57	-5	52	3	MIA 33	Downs	7	14:38	12:14	2:24	Downs	MIA 23	3	-1	0	-1	0	MIA 22	Punt		
8	12:14	09:03	3:11	Punt	JAX 49	10	50	1	51	5	MIA 1	Touchdown	8	09:03	05:46	3:17	Kickoff	MIA 26	4	21	-15	6	1	MIA 32	Punt		
9	05:46	04:47	0:59	Punt	JAX 21	4	-1	0	-1	0	JAX 26	Downs	9	04:47	03:49	0:58	Downs	JAX 20	4	2	5	7	0	JAX 13	Field Goal		
10	03:49	02:27	1:22	Kickoff	JAX 25	5	49	0	49	2	MIA 26	Interception	10	02:27	00:00	2:27	Interception	MIA 3	4	16	0	16	1	MIA 20	End Game		

### WEEK 4: JAGUARS 25, BENGALS 33

OCTOBER 4, 2020

JAGUARS														BENGALS													
#	RECD	LOST	POSS	OBTAINED	BEGAN	PLAYS	YDS	PEN	NET	1ST	ENDED	GIVEN UP	#	RECD	LOST	POSS	OBTAINED	BEGAN	PLAYS	YDS	PEN	NET	1ST	ENDED	GIVEN UP		
1	15:00	12:58	2:02	Kickoff	JAX 25	5	16	0	16	1	JAX 41	Interception	1	12:58	11:30	1:28	Interception	JAX 43	3	3	0	3	0	JAX 40	Punt		
2	11:30	06:38	4:52	Punt	JAX 20	9	45	5	50	3	CIN 30	Missed FG	2	06:38	02:41	3:57	Missed FG	CIN 38	9	55	-10	45	2	JAX 17	Field Goal		
3	02:41	00:21	2:20	Kickoff	JAX 25	5	40	35	75	5	CIN 11	Touchdown	3	00:21	09:21	6:00	Kickoff	CIN 11	12	83	5	88	5	JAX 1	Interception		
4	09:21	03:45	5:36	Interception	JAX 20	11	66	0	66	4	CIN 14	Field Goal	4	03:45	00:56	2:49	Kickoff	CIN 25	9	75	0	75	5	JAX 9	Touchdown		
5	00:56	00:03	0:53	Kickoff	JAX 25	8	73	0	73	2	CIN 2	Field Goal	5	00:03	00:00	0:03	Kickoff	CIN 25	1	-1	0	-1	0	CIN 25	End Half		
6	12:29	11:37	0:52	Kickoff	JAX 25	4	5	-10	-5	0	JAX 20	Punt	6	15:00	12:29	2:31	Kickoff	CIN 25	5	75	0	75	4	JAX 34	Touchdown		
7	08:28	06:54	1:34	Kickoff	JAX 25	3	7	0	7	0	JAX 32	Punt	7	11:37	08:28	3:09	Punt	CIN 39	7	56	5	61	3	JAX 23	Touchdown		
8	03:29	14:33	3:56	Kickoff	JAX 25	9	43	0	43	3	CIN 32	Field Goal	8	06:54	03:29	3:25	Punt	CIN 41	8	37	0	37	2	JAX 22	Field Goal		
9	09:29	06:14	3:06	Kickoff	JAX 25	8	71	4	75	4	CIN 2	Touchdown	9	14:33	09:20	5:13	Kickoff	CIN 25	10	57	-10	47	3	JAX 28	Field Goal		
10	01:46	00:08	1:38	Kickoff	JAX 25	6	63	0	63	3	CIN 12	Field Goal	10	06:14	01:46	4:28	Kickoff	CIN 22	10	66	0	66	4	JAX 12	Field Goal		
11	00:08	00:00	0:08	Kickoff	JAX 45	1	-1	0	-1	0	JAX 45	End Game	11	00:08	00:00	0:08	Kickoff	JAX 45	1	-1	0	-1	0	JAX 45	End Game		

### WEEK 5: JAGUARS 14, TEXANS 30

OCTOBER 11, 2020

JAGUARS														TEXANS													
#	RECD	LOST	POSS	OBTAINED	BEGAN	PLAYS	YDS	PEN	NET	1ST	ENDED	GIVEN UP	#	RECD	LOST	POSS	OBTAINED	BEGAN	PLAYS	YDS	PEN	NET	1ST	ENDED	GIVEN UP		
1	15:00	12:51	2:09	Kickoff	JAX 25	4	16	0	16	1	JAX 41	Punt	1	12:51	10:22	2:29	Punt	HOU 16	4	38	0	38	1	JAX 46	Punt		
2	10:22	06:42	3:40	Punt	JAX 13	6	30	5	35	2	JAX 48	Punt	2	06:42	14:07	7:35	Punt	HOU 9	17	73	0	73	5	JAX 18	Field Goal		
3	14:07	06:33	7:34	Kickoff	JAX 25	12	75	0	75	5	HOU 13	Touchdown	3	06:33	04:32	2:01	Kickoff	HOU 25	4	75	0	75	3	JAX 44	Touchdown		
4	04:32	00:34	3:58	Kickoff	JAX 25	12	69	0	69	3	HOU 6	Missed FG	4	00:34	00:26	0:08	Missed FG	HOU 20	1	0	0	0	0	HOU 20	Interception		
5	00:26	00:00	0:26	Interception	HOU 36	4	15	-10	5	1	HOU 31	Missed FG	5	15:00	11:35	3:25	Kickoff	HOU 25	9	45	15	60	3	JAX 15	Field Goal		
6	11:35	09:13	2:22	Kickoff	JAX 40	3	6	0	6	0	JAX 46	Punt	6	09:13	06:52	2:21	Punt	HOU 6	5	37	-5	32	2	HOU 38	Interception		
7	06:52	03:16	3:36	Interception	HOU 27	6	15	0	15	1	HOU 8	Fumble	7	03:16	14:16	4:00	Fumble	HOU 10	8	95	-5	90	6	JAX 19	Touchdown		
8	14:16	10:18	3:58	Kickoff	JAX 25	10	75	0	75	4	HOU 4	Touchdown	8	10:18	07:29	2:49	Kickoff	HOU 25	6	47	0	47	1	JAX 28	Field Goal		
9	07:29	06:14	1:15	Kickoff	JAX 25	6	20	-5	15	2	JAX 42	Fumble	9	06:14	04:39	1:35	Fumble	JAX 34	4	34	0	34	1	JAX 28	Touchdown		
10	04:39	01:38	3:01	Kickoff	JAX 25	12	43	0	43	3	HOU 32	Downs	10	01:38	00:00	1:38	Downs	HOU 32	3	42	-5	37	2	JAX 33	End Game		





# DRIVE CHARTS

## WEEK 11: JAGUARS 3, STEELERS 27 NOVEMBER 22, 2020

JAGUARS													STEELERS												
#	RECD	LOST	POSS	OBTAINED	BEGAN	PLAYS	YDS	PEN	NET	1ST	ENDED	GIVEN UP	#	RECD	LOST	POSS	OBTAINED	BEGAN	PLAYS	YDS	PEN	NET	1ST	ENDED	GIVEN UP
1	15:00	10:57	4:03	Kickoff	JAX 25	9	52	0	52	3	PIT 23	Field Goal	1	10:57	08:47	2:10	Kickoff	JAX 46	6	19	0	19	1	JAX 27	Missed FG
2	08:47	06:24	2:23	Missed FG	JAX 36	6	11	0	11	1	JAX 47	Punt	2	06:24	01:02	5:22	Punt	PIT 5	9	53	0	53	3	JAX 42	Punt
3	01:02	00:00	1:02	Punt	JAX 9	3	5	0	5	0	JAX 14	Punt	3	15:00	10:45	4:15	Punt	PIT 24	9	50	0	50	3	JAX 26	Field Goal
4	10:45	09:49	0:56	Kickoff	JAX 25	3	1	0	1	0	JAX 26	Punt	4	09:49	07:00	2:49	Punt	PIT 29	6	56	15	71	3	JAX 31	Touchdown
5	07:00	02:57	4:03	Kickoff	JAX 25	7	49	15	64	4	PIT 11	Interception	5	02:57	00:44	2:13	Interception	PIT 39	7	61	0	61	4	JAX 1	Touchdown
6	00:44	00:29	0:15	Kickoff	JAX 25	2	19	0	19	1	JAX 44	Interception	6	00:29	00:00	0:29	Interception	PIT 29	4	18	29	47	2	JAX 24	Interception
7	13:21	09:31	3:50	Punt	JAX 31	7	19	-5	14	2	JAX 45	Punt	7	15:00	13:21	1:39	Kickoff	PIT 25	3	-1	0	-1	0	PIT 24	Punt
8	06:30	04:59	1:31	Punt	JAX 20	3	9	-5	4	0	JAX 24	Punt	8	09:31	06:30	3:01	Punt	PIT 20	6	20	0	20	1	PIT 40	Punt
9	00:37	14:11	1:26	Punt	JAX 20	4	-1	7	6	1	JAX 26	Punt	9	04:59	00:37	4:22	Punt	PIT 29	7	28	-5	23	1	JAX 48	Punt
10	10:21	08:32	1:49	Kickoff	JAX 25	5	24	-10	14	1	JAX 39	Interception	10	14:11	10:21	3:50	Punt	PIT 26	9	29	16	45	2	JAX 29	Field Goal
11	06:40	05:57	0:43	Kickoff	JAX 25	4	10	0	10	1	JAX 35	Interception	11	08:32	06:40	1:52	Interception		4	35	15	50	3	JAX 20	Touchdown
12	03:30	02:00	1:30	Punt	JAX 15	4	8	0	8	0	JAX 20	Downs	12	05:57	03:30	2:27	Interception	PIT 41	3	9	-5	4	0	PIT 45	Punt
													13	02:00	00:00	2:00	Downs	JAX 23	3	-4	0	-4	0	JAX 26	End Game

## WEEK 12: JAGUARS 25, BROWNS 27 NOVEMBER 29, 2020

JAGUARS													BROWNS												
#	RECD	LOST	POSS	OBTAINED	BEGAN	PLAYS	YDS	PEN	NET	1ST	ENDED	GIVEN UP	#	RECD	LOST	POSS	OBTAINED	BEGAN	PLAYS	YDS	PEN	NET	1ST	ENDED	GIVEN UP
1	15:00	12:05	2:55	Kickoff	JAX 25	5	21	-5	16	1	JAX 41	Punt	1	12:05	09:46	2:19	Punt	CLE 8	3	1	0	1	0	CLE 9	Punt
2	09:46	06:35	3:11	Punt		6	19	-5	14	1	CLE 36	Field Goal	2	06:35	03:40	2:55	Kickoff	CLE 45	5	55	0	55	4	JAX 5	Touchdown
3	03:40	13:37	5:03	Kickoff	JAX 25	11	57	12	69	5	CLE 6	Field Goal	3	13:37	07:03	6:34	Kickoff	CLE 25	14	69	0	69	4	JAX 6	Field Goal
4	07:03	04:14	2:49	Kickoff	JAX 23	5	77	0	77	3	CLE 46	Touchdown	4	04:14	01:10	3:04	Kickoff	CLE 16	8	79	5	84	5	JAX 9	Touchdown
5	01:10	00:00	1:10	Kickoff	JAX 25	8	39	0	39	2	CLE 36	Missed FG	5	15:00	14:48	0:12	Kickoff	CLE 25	1	13	0	13	0	CLE 25	Fumble
6	14:48	11:41	3:07	Fumble	CLE 30	6	30	0	30	2	CLE 2	Touchdown	6	11:41	06:45	4:56	Kickoff	CLE 36	10	49	-11	38	2	JAX 26	Field Goal
7	06:45	03:10	3:35	Kickoff	JAX 20	6	34	0	34	1	CLE 46	Punt	7	03:10	14:13	3:57	Punt	CLE 10	8	86	4	90	5	JAX 1	Touchdown
8	14:13	11:59	2:14	Kickoff	JAX 25	5	27	0	27	2	CLE 48	Punt	8	11:59	05:29	6:30	Punt	CLE 2	10	77	-1	76	3	JAX 22	Downs
9	05:29	02:14	3:15	Downs	JAX 22	11	71	7	78	5	CLE 4	Touchdown	9	02:14	00:00	2:14	Kickoff	CLE 25	7	30	-10	20	2	CLE 46	End Game

## WEEK 13: JAGUARS 24, VIKINGS 27 DECEMBER 6, 2020

JAGUARS													VIKINGS												
#	RECD	LOST	POSS	OBTAINED	BEGAN	PLAYS	YDS	PEN	NET	1ST	ENDED	GIVEN UP	#	RECD	LOST	POSS	OBTAINED	BEGAN	PLAYS	YDS	PEN	NET	1ST	ENDED	GIVEN UP
1	15:00	12:33	2:27	Kickoff	JAX 25	5	75	0	75	3	MIN 28	Touchdown	1	12:33	11:11	1:22	Kickoff	MIN 21	3	7	5	12	1	MIN 33	Punt
2	11:11	06:04	5:07	Punt	JAX 30	10	66	0	66	3	MIN 4	Field Goal	2	06:04	02:56	3:08	Kickoff	MIN 25	5	5	0	5	1	MIN 30	Punt
3	02:56	00:22	2:34	Punt	JAX 11	4	21	-5	16	1	JAX 27	Punt	3	00:22	14:06	1:16	Punt	MIN 21	3	8	0	8	0	MIN 29	Punt
4	14:06	07:40	6:26	Punt	JAX 25	11	59	-10	49	4	MIN 26	Interception	4	07:40	02:50	4:50	Interception	MIN 22	10	78	0	78	6	JAX 3	Touchdown
5	02:50	01:45	1:05	Kickoff	JAX 25	3	9	0	9	0	JAX 34	Punt	5	01:45	00:49	0:56	Punt	MIN 26	5	6	0	6	1	MIN 32	Punt
6	00:49	00:18	0:31	Punt	JAX 23	3	9	0	9	0	JAX 32	Punt	6	00:18	00:00	0:18	Punt	MIN 21	3	11	0	11	1	MIN 25	End Half
7	11:08	07:17	3:51	Kickoff	JAX 25	7	15	0	15	2	JAX 40	Punt	7	15:00	14:50	0:10	Kickoff	MIN 40	1	0	0	0	0	MIN 40	Interception
8	03:27	02:24	1:03	Kickoff	JAX 25	3	7	0	7	0	JAX 30	Fumble	8	14:50	11:08	3:42	Kickoff	MIN 25	8	85	-10	75	4	JAX 12	Touchdown
9	14:55	14:11	0:44	Fumble	JAX 2	3	-2	0	-2	0	JAX 4	Safety	9	07:17	03:27	3:50	Punt	MIN 10	8	57	33	90	6	JAX 20	Touchdown
10	10:32	09:02	1:30	Punt	JAX 20	3	8	0	8	0	JAX 28	Punt	10	02:24	14:55	2:29	Fumble	JAX 34	6	32	0	32	3	JAX 1	Fumble
11	07:01	05:29	1:32	Punt	JAX 18	3	26	0	26	1	JAX 41	Fumble	11	14:11	10:32	3:39	Kickoff	MIN 38	6	22	0	22	1	JAX 40	Punt
12	03:50	01:08	2:42	Kickoff	JAX 25	10	80	-5	75	5	MIN 1	Touchdown	12	09:02	07:01	2:01	Punt	MIN 34	3	-1	0	-1	0	MIN 33	Punt
13	00:13	00:00	0:13	Missed FG	JAX 41	3	15	0	15	1	MIN 44	Missed FG	13	05:29	03:50	1:39	Fumble	JAX 44	5	14	0	14	1	JAX 30	Field Goal
14	08:06	07:13	0:53	Punt	JAX 18	3	2	0	2	0	JAX 20	Interception	14	01:08	00:13	0:55	Kickoff	MIN 25	8	42	0	42	2	JAX 33	Missed FG
													15	10:00	08:06	1:54	Kickoff	MIN 24	3	3	-7	-4	0	MIN 20	Punt
													16	07:13	01:49	5:24	Interception	JAX 46	11	50	-9	41	3	JAX 5	Field Goal

## WEEK 14: JAGUARS 10, TITANS 31 DECEMBER 13, 2020

JAGUARS													TITANS												
#	RECD	LOST	POSS	OBTAINED	BEGAN	PLAYS	YDS	PEN	NET	1ST	ENDED	GIVEN UP	#	RECD	LOST	POSS	OBTAINED	BEGAN	PLAYS	YDS	PEN	NET	1ST	ENDED	GIVEN UP
1	15:00	09:08	5:52	Kickoff	JAX 25	10	40	0	40	2	TEN 35	Missed FG	1	09:08	07:56	1:12	Missed FG	TEN 43	3	52	5	57	2	JAX 37	Touchdown
2	07:56	06:22	1:34	Kickoff	JAX 25	4	23	-5	18	1	JAX 43	Punt	2	06:22	03:06	3:16	Punt	TEN 22	8	28	0	28	2	TEN 45	Punt
3	03:06	01:43	1:23	Punt	JAX 13	3	6	0	6	0	JAX 19	Punt	3	01:43	09:43	7:00	Punt	TEN 25	13	69	-5	64	4	JAX 9	Downs
4	09:43	05:41	4:02	Downs	JAX 11	8	27	0	27	2	JAX 38	Punt	4	05:41	04:22	1:19	Punt	TEN 20	3	17	0	17	1	TEN 32	Fumble
5	04:22	03:27	0:55	Fumble	TEN 40	4	5	0	5	0	TEN 35	Field Goal	5	03:27	00:44	2:43	Kickoff	TEN 25	5	75	0	75	2	JAX 36	Touchdown
6	00:44	00:09	0:35	Kickoff	JAX 30	3	-5	-10	-15	0	JAX 15	Punt	6	00:09	00:00	0:09	Punt	TEN 37	3	28	0	28	1	JAX 35	Field Goal
7	12:24	11:31	0:53	Kickoff	JAX 25	2	3	0	3	0	JAX 28	Interception	7	15:00	12:24	2:36	Kickoff	TEN 25	5	75	0	75	4	JAX 5	Touchdown
8	08:48	02:59	5:49	Kickoff	JAX 40	11	65	-5	60	5	TEN 5	Touchdown	8	11:31	08:48	2:43	Interception	JAX 48	6	43	5	48	4	JAX 1	Touchdown
9	14:52	12:18	2:34	Punt	JAX 12	10	74	0	74	3	TEN 14	Downs	9	02:59	14:52	3:07	Kickoff	TEN 25	6	18	-5	13	1	TEN 38	Punt
10	07:54	05:03	2:51	Punt	JAX 11	11	80	-10	70	4	TEN 19	Downs	10	12:18	07:54	4:24	Downs	TEN 14	8	25	10	35	3	TEN 49	Punt
11	01:49	00:00	1:49	Punt	JAX 19	5	36	8	44	3	TEN 45	End Game	11	05:03	01:49	3:14	Downs	TEN 19	6	24	0	24	1	TEN 43	Punt



# DRIVE CHARTS

WEEK 15: JAGUARS 14, RAVENS 40														DECEMBER 20, 2020											
JAGUARS														RAVENS											
#	RECD	LOST	POSS	OBTAINED	BEGAN	PLAYS	YDS	PEN	NET	1ST	ENDED	GIVEN UP	#	RECD	LOST	POSS	OBTAINED	BEGAN	PLAYS	YDS	PEN	NET	1ST	ENDED	GIVEN UP
1	11:42	10:57	0:45	Interception	JAX 1	2	-1	0	-1	0	JAX 3	Safety	1	15:00	11:42	3:18	Kickoff	BAL 25	6	39	0	39	3	JAX 36	Interception
2	06:35	01:50	4:45	Kickoff	JAX 25	9	24	0	24	2	BAL 47	Downs	2	10:57	06:35	4:22	Kickoff	BAL 32	7	68	0	68	4	JAX 4	Touchdown
3	14:14	10:43	3:31	Kickoff	JAX 25	6	9	0	9	1	JAX 34	Punt	3	01:50	14:14	2:36	Downs	JAX 49	6	49	0	49	3	JAX 2	Touchdown
4	07:44	03:16	4:28	Kickoff	JAX 29	8	28	0	28	2	BAL 43	Downs	4	10:43	07:44	2:59	Punt	BAL 32	6	5	36	41	1	JAX 27	Field Goal
5	01:20	00:26	0:54	Kickoff	JAX 25	4	1	0	1	1	JAX 26	Punt	5	03:16	01:20	1:56	Downs	BAL 43	8	57	0	57	4	JAX 11	Touchdown
6	15:00	09:09	5:51	Kickoff	JAX 25	10	80	-5	75	4	BAL 17	Touchdown	6	00:26	00:00	0:26	Punt		2	6	5	11	1	JAX 39	Missed FG
7	04:35	00:36	3:59	Kickoff	JAX 25	8	66	-5	61	3	BAL 13	Fumble	7	09:09	04:35	4:34	Kickoff	BAL 25	10	75	0	75	4	JAX 5	Touchdown
8	09:46	07:59	1:47	Kickoff	JAX 25	3	9	-10	-1	0	JAX 24	Punt	8	00:36	09:46	5:50	Fumble	BAL 14	10	86	0	86	5	JAX 3	Touchdown
9	03:56	01:44	2:12	Downs	JAX 34	6	51	15	66	4	BAL 13	Touchdown	9	07:59	03:56	4:03	Punt	JAX 48	8	34	-20	14	1	JAX 34	Downs
													10	01:44	00:00	1:44	Kickoff	BAL 25	3	3	0	3	0	BAL 29	End Game

WEEK 16: JAGUARS 17, BEARS 41														DECEMBER 27, 2020											
JAGUARS														BEARS											
#	RECD	LOST	POSS	OBTAINED	BEGAN	PLAYS	YDS	PEN	NET	1ST	ENDED	GIVEN UP	#	RECD	LOST	POSS	OBTAINED	BEGAN	PLAYS	YDS	PEN	NET	1ST	ENDED	GIVEN UP
1	15:00	08:14	6:46	Kickoff	JAX 21	12	71	0	71	4	CHI 8	Field Goal	1	08:14	03:18	4:56	Kickoff	CHI 25	10	70	5	75	5	JAX 5	Touchdown
2	03:18	01:29	1:49	Kickoff	JAX 22	3	6	0	6	0	JAX 28	Punt	2	01:29	13:17	3:12	Punt	CHI 35	8	42	21	63	3	JAX 2	Field Goal
3	13:17	08:21	4:56	Kickoff	JAX 30	10	70	0	70	5	CHI 20	Touchdown	3	08:21	07:02	1:19	Kickoff	CHI 25	3	0	0	0	0	CHI 25	Punt
4	07:02	04:30	2:32	Punt	JAX 17	4	18	-10	8	1	JAX 25	Punt	4	04:30	00:24	4:06	Punt	CHI 19	11	60	8	68	5	JAX 13	Interception
5	00:24	00:08	0:16	Interception	JAX 20	2	6	0	6	0	JAX 26	Interception	5	00:08	00:00	0:08	Interception	JAX 32	2	10	0	10	1	JAX 22	Field Goal
6	09:14	07:18	1:56	Kickoff	JAX 30	3	8	-10	-2	0	JAX 28	Punt	6	15:00	09:14	5:46	Kickoff	CHI 23	11	77	0	77	5	JAX 6	Touchdown
7	03:17	03:03	0:14	Kickoff	JAX 25	2	0	0	0	0	JAX 25	Interception	7	07:18	03:17	4:01	Punt	CHI 46	8	54	0	54	4	JAX 6	Touchdown
8	02:30	00:55	1:35	Kickoff	JAX 30	3	0	0	0	0	JAX 30	Punt	8	03:03	02:30	0:33	Interception	JAX 25	2	25	0	25	4	JAX 22	Touchdown
9	11:47	08:57	2:50	Kickoff	JAX 25	6	20	0	20	1	JAX 45	Punt	9	00:55	11:47	4:08	Punt	JAX 48	9	48	0	48	4	JAX 3	Touchdown
10	06:39	06:39	0:00	Punt	JAX 36	1	3	0	3	0	JAX 36	Touchdown	10	08:57	06:39	2:18	Punt	CHI 17	3	7	0	7	0	CHI 24	Punt
11	02:49	00:55	1:54	Punt	JAX 40	4	16	-16	0	1	JAX 40	Punt	11	04:29	02:49	1:40	Kickoff	CHI 25	3	0	0	0	0	CHI 25	Punt
													12	00:55	00:00	0:55	Punt	CHI 7	2	-2	0	-2	0	CHI 6	End Game

WEEK 17: JAGUARS 14, COLTS 28														JANUARY 3, 2021											
JAGUARS														COLTS											
#	RECD	LOST	POSS	OBTAINED	BEGAN	PLAYS	YDS	PEN	NET	1ST	ENDED	GIVEN UP	#	RECD	LOST	POSS	OBTAINED	BEGAN	PLAYS	YDS	PEN	NET	1ST	ENDED	GIVEN UP
1	15:00	12:59	2:01	Kickoff	JAX 25	5	19	0	19	1	JAX 44	Punt	1	12:59	10:16	2:43	Punt	IND 22	6	78	0	78	3	JAX 6	Touchdown
2	10:16	08:42	1:34	Kickoff	JAX 25	3	7	0	7	0	JAX 32	Punt	2	08:42	01:16	7:26	Punt	IND 16	13	95	-15	80	5	JAX 4	Field Goal
3	01:16	12:57	3:19	Kickoff	JAX 25	6	15	0	15	1	JAX 45	Fumble	3	12:57	11:40	1:17	Fumble	JAX 15	3	15	0	15	2	JAX 1	Touchdown
4	11:40	10:11	1:29	Kickoff	JAX 22	3	-7	0	-7	0	JAX 15	Punt	4	10:11	08:21	1:50	Punt	IND 32	3	6	0	6	0	IND 38	Punt
5	08:21	06:21	2:00	Punt	JAX 22	5	27	0	27	1	JAX 49	Downs	5	06:21	02:38	3:43	Downs	JAX 49	7	19	24	43	2	JAX 6	Field Goal
6	02:38	00:27	2:11	Kickoff	JAX 25	7	75	0	75	5	IND 9	Touchdown	6	00:27	00:00	0:27	Kickoff	IND 25	5	37	0	37	2	JAX 38	Missed FG
7	12:07	06:26	5:41	Missed FG	JAX 39	10	61	0	61	5	IND 8	Touchdown	7	15:00	12:07	2:53	Kickoff	IND 33	5	36	0	36	1	JAX 31	Missed FG
8	04:21	04:01	0:20	Punt	JAX 26	3	0	0	0	0	JAX 26	Punt	8	06:26	04:21	2:05	Kickoff	IND 25	3	9	0	9	0	IND 34	Punt
9	01:46	14:45	2:01	Interception	JAX 13	6	12	0	12	1	JAX 25	Punt	9	04:01	01:46	2:15	Punt	IND 22	4	41	0	41	2	JAX 37	Interception
10	11:02	07:55	3:07	Punt	JAX 20	7	27	0	27	2	JAX 47	Punt	10	14:45	11:02	3:43	Punt	IND 31	7	29	0	29	2	JAX 40	Punt
11	05:50	04:26	1:24	Punt	JAX 11	3	4	0	4	0	JAX 15	Punt	11	07:55	05:50	2:05	Punt	IND 28	5	12	15	27	2	JAX 45	Punt
12	03:35	02:20	1:15	Kickoff	JAX 25	7	43	-15	28	2	JAX 47	Downs	12	04:26	03:35	0:51	Punt		2	50	0	50	1	JAX 45	Touchdown
													13	02:20	00:00	2:20	Downs	IND 47	5	10	0	10	1	JAX 42	End Game



# GAME-BY-GAME OFFENSE

2020 REGULAR SEASON JAGUARS GAME-BY-GAME OFFENSE																	
	09/13	09/20	09/24	10/04	10/11	10/18	10/25	11/08	11/15	11/22	11/29	12/06	12/13	12/20	12/27	01/03	Totals
	IND	@ TEN	MIA	@ CIN	@ HOU	DET	@ LAC	HOU	@ GB	PIT	CLE	@ MIN	TEN	@ BAL	CHI	@ IND	
<b>FIRST DOWNS</b>																	
Total	17	30	22	25	22	16	15	22	16	14	22	20	20	17	14	18	310
Rushing	4	9	5	4	5	3	6	8	5	4	8	5	3	5	3	3	80
Passing	11	20	14	16	16	11	7	13	10	8	12	15	16	11	10	15	205
Penalty	2	1	3	5	1	2	2	1	1	2	2	0	1	1	1	0	25
<b>THIRD DOWNS</b>																	
Attempts	10	14	10	10	16	13	15	14	13	13	13	13	14	12	12	15	207
Converted	5	10	3	2	8	7	6	6	4	4	5	4	5	5	5	5	84
Percentage	50.0%	71.4%	30.0%	20.0%	50.0%	53.8%	40.0%	42.9%	30.8%	30.8%	38.5%	30.8%	35.7%	41.7%	41.7%	33.3%	40.6%
<b>FOURTH DOWNS</b>																	
Attempts	0	1	3	1	3	2	4	1	1	1	1	0	3	3	0	2	26
Converted	0	1	0	1	1	0	1	0	0	0	1	0	1	1	0	0	7
Percentage	0	100.0%	0.0%	100.0%	33.3%	0.0%	25.0%	0.0%	0.0%	0.0%	100.0%	0	33.3%	33.3%	0	0.0%	26.9%
<b>TOT. OFFENSE</b>																	
Net Yards	241	480	318	429	364	275	294	403	260	206	375	390	354	267	279	283	5,218
Plays	47	74	63	63	73	61	59	67	61	56	60	69	69	56	54	65	997
Avg./Play	5.1	6.5	5.0	6.8	5.0	4.5	5.0	6.0	4.3	3.7	6.3	5.7	5.1	4.8	5.2	4.4	5.2
<b>RUSHING</b>																	
Net Yards	91	165	72	89	75	44	140	115	109	73	140	124	91	62	76	53	1,519
Rush. Att.	23	27	17	20	20	16	27	27	23	17	25	25	15	22	16	17	337
Avg./Att.	4.0	6.1	4.2	4.5	3.8	2.8	5.2	4.3	4.7	4.3	5.6	5.0	6.1	2.8	4.8	3.1	4.5
<b>PASSING</b>																	
Net Yards	150	315	246	340	289	231	154	288	151	133	235	266	263	205	203	230	3,699
Attempts	20	45	42	40	49	44	27	38	35	37	35	42	54	29	37	42	616
Completions	19	30	30	27	31	25	14	26	18	16	20	28	31	22	24	26	387
Intercepted	0	2	1	1	0	1	0	1	1	4	0	2	1	0	2	0	16
Gross Yards	173	339	275	351	301	243	173	304	169	151	235	280	263	226	211	261	3,955
Sacked	4.0	2.0	4.0	3.0	4.0	1.0	5.0	2.0	3.0	2.0	0.0	2.0	0.0	5.0	1.0	6.0	44.0
Yards Lost	23	24	29	11	12	12	19	16	18	18	0	14	0	21	8	31	256
<b>ADVANCES</b>																	
Rushes	23	27	17	20	20	16	27	27	23	17	25	25	15	22	16	17	337
Completions	19	30	30	27	31	25	14	26	18	16	20	28	31	22	24	26	387
Totals	42	57	47	47	51	41	41	53	41	33	45	53	46	44	40	43	724
Total Drives	10	9	10	10	10	11	12	12	12	12	9	14	11	9	11	12	174
<b>PENALTIES</b>																	
Number	6	8	8	6	4	5	6	4	7	8	5	10	10	7	10	3	107
Yards	61	60	63	49	35	56	55	78	86	105	24	83	80	67	115	54	1,071
<b>FUMBLES</b>																	
Number	0	2	1	0	2	2	1	1	0	1	1	2	0	2	0	1	16
Lost	0	0	1	0	2	1	1	0	0	0	0	2	0	1	0	1	9
<b>PUNTING</b>																	
Yards	136	80	157	88	143	76	227	234	275	324	137	258	199	110	272	335	3,051
Punts	3	2	3	2	3	2	5	5	6	6	3	5	4	3	6	7	65
Net Avg.	45.3	40.0	36.3	44.0	44.7	38.0	44.0	46.8	41.3	47.5	44.3	43.4	41.5	29.0	41.2	42.1	42.4
Gross Avg.	45.3	40.0	52.3	44.0	47.7	38.0	45.4	46.8	45.8	54.0	45.7	51.6	49.8	36.7	45.3	47.9	46.9
<b>SCORING</b>																	
Points	27	30	13	25	14	16	29	25	20	3	25	24	10	14	17	14	306
Q1	0	7	0	7	0	3	0	7	3	3	3	9	0	0	3	0	45
Q2	14	3	7	6	7	0	14	9	7	0	10	0	3	0	7	7	94
Q3	3	7	0	0	0	7	15	3	7	0	6	7	7	7	0	7	76
Q4	10	13	6	12	7	6	0	6	3	0	6	8	0	7	7	0	91
OT	0	0	0	0	0	0	0	0	0	0	0	0	0	0	0	0	0
TD Rushing	0	1	2	0	0	1	1	2	0	0	1	1	0	0	0	0	9
TD Passing	3	3	0	2	2	1	2	1	1	0	2	1	1	2	2	2	25
TD KO Returns	0	0	0	0	0	0	0	0	0	0	0	0	0	0	0	0	0
TD Punt Returns	0	0	0	0	0	0	0	0	1	0	0	0	0	0	0	0	1
TD Sp. Teams	0	0	0	0	0	0	1	0	0	0	0	0	0	0	0	0	1
TD Def. Returns	0	0	0	0	0	0	0	0	0	0	0	1	0	0	0	0	1
FG Attempts	2	1	0	5	2	2	0	2	2	1	3	2	2	0	1	0	25
FG Made	2	1	0	4	0	1	0	2	2	1	2	1	1	0	1	0	18
Safety	0	0	0	0	0	0	0	0	0	0	0	0	0	0	0	0	0
2-Pt Attempts	0	0	0	1	0	1	3	1	0	0	2	1	0	0	0	0	9
2-Pt Made	0	0	0	0	0	0	2	0	0	0	0	1	0	0	0	0	3
Time of Possession	26:37	33:22	25:38	26:49	31:59	24:03	25:29	32:07	28:19	23:31	27:19	30:38	28:17	28:12	27:00	26:22	445:42



# GAME-BY-GAME DEFENSE

2020 REGULAR SEASON JAGUARS GAME-BY-GAME DEFENSE																	
	09/13	09/20	09/24	10/04	10/11	10/18	10/25	11/08	11/15	11/22	11/29	12/06	12/13	12/20	12/27	01/03	Totals
	IND	@ TEN	MIA	@ CIN	@ HOU	DET	@ LAC	HOU	@ GB	PIT	CLE	@ MIN	TEN	@ BAL	CHI	@ IND	
<b>FIRST DOWNS</b>																	
Total	27	23	23	28	24	25	29	19	16	23	25	30	25	26	28	23	<b>394</b>
Rushing	5	7	10	12	7	12	9	7	3	7	10	10	10	11	8	12	<b>140</b>
Passing	17	12	9	15	16	9	16	10	11	12	15	17	11	13	18	9	<b>210</b>
Penalty	5	4	4	1	1	4	4	2	2	4	0	3	4	2	2	2	<b>44</b>
<b>THIRD DOWNS</b>																	
Attempts	12	11	13	11	10	12	14	15	13	17	11	16	9	12	12	10	<b>198</b>
Converted	4	7	7	4	5	3	6	6	5	7	5	7	3	8	6	3	<b>86</b>
Percentage	33.3%	63.6%	53.8%	36.4%	50.0%	25.0%	42.9%	40.0%	38.5%	41.2%	45.5%	43.8%	33.3%	66.7%	50.0%	30.0%	<b>43.4%</b>
<b>FOURTH DOWNS</b>																	
Attempts	3	0	1	1	1	2	0	0	1	1	2	0	2	2	2	0	<b>18</b>
Converted	1	0	1	1	1	2	0	0	0	1	1	0	1	2	0	0	<b>12</b>
Percentage	33.3%	0	100.0%	100.0%	100.0%	100.0%	0	0	0.0%	100.0%	50.0%	0	50.0%	50.0%	100.0%	0	<b>66.7%</b>
<b>TOT. OFFENSE</b>																	
Net Yards	445	354	294	505	486	403	484	374	395	373	459	420	454	409	391	437	<b>6,683</b>
Plays	69	59	57	71	58	70	77	62	60	73	64	85	65	64	70	64	<b>1,068</b>
Avg./Play	6.4	6.0	5.2	7.1	8.4	5.8	6.3	6.0	6.6	5.1	7.2	4.9	7.0	6.4	5.6	6.8	<b>6.3</b>
<b>RUSHING</b>																	
Net Yards	88	123	138	205	129	180	135	107	80	106	207	145	249	159	128	273	<b>2,452</b>
Rush. Att.	22	34	36	34	22	39	32	28	25	27	33	38	40	37	33	37	<b>517</b>
Avg./Att.	4.0	3.6	3.8	6.0	5.9	4.6	4.2	3.8	3.2	3.9	6.3	3.8	6.2	4.3	3.9	7.4	<b>4.7</b>
<b>PASSING</b>																	
Net Yards	357	231	156	300	357	223	349	267	315	267	252	275	205	250	263	164	<b>4,231</b>
Attempts	46	24	20	36	35	31	44	32	34	46	29	43	24	26	36	27	<b>533</b>
Completions	36	18	18	25	25	19	28	19	24	32	19	28	19	19	24	17	<b>370</b>
Intercepted	2	0	0	1	2	1	0	0	1	1	0	1	0	1	1	1	<b>12</b>
Gross Yards	363	239	160	300	359	223	351	281	325	267	258	305	212	250	265	164	<b>4,322</b>
Sacked	1.0	1.0	1.0	1.0	1.0	0.0	1.0	2.0	1.0	0.0	2.0	4.0	1.0	1.0	1.0	0.0	<b>18.0</b>
Yards Lost	6	8	4	0	2	0	2	14	10	0	6	30	7	0	2	0	<b>91</b>
<b>ADVANCES</b>																	
Rushes	22	34	36	34	22	39	32	28	25	27	33	38	40	37	33	37	<b>517</b>
Completions	36	18	18	25	25	19	28	19	24	32	19	28	19	19	24	17	<b>370</b>
Totals	58	52	54	59	47	58	60	47	49	59	52	66	59	56	57	54	<b>887</b>
Total Drives	9	10	10	11	10	11	14	12	13	13	9	16	11	10	12	13	<b>184</b>
<b>PENALTIES</b>																	
Number	5	4	6	7	5	7	3	3	4	6	6	6	7	4	4	1	<b>78</b>
Yards	80	30	51	73	25	60	35	18	35	42	47	41	78	40	40	15	<b>710</b>
<b>FUMBLES</b>																	
Number	0	0	0	0	1	0	0	2	2	0	1	2	1	4	3	1	<b>17</b>
Lost	0	0	0	0	0	0	0	1	1	0	1	1	1	0	0	0	<b>5</b>
<b>PUNTING</b>																	
Yards	0	122	164	40	33	90	138	223	215	216	47	331	165	0	133	173	<b>2,090</b>
Punts	0	3	4	1	1	2	4	5	5	5	1	7	4	0	3	4	<b>49</b>
Net Avg.	0.0	40.7	39.0	20.0	33.0	25.0	20.4	40.0	20.4	37.2	41.0	42.6	41.3	0.0	44.3	34.3	<b>35.6</b>
Gross Avg.	0.0	40.7	41.0	40.0	33.0	45.0	34.5	44.6	43.0	43.2	47.0	47.3	41.3	0.0	44.3	43.3	<b>42.7</b>
<b>SCORING</b>																	
Points	20	33	31	33	30	34	39	27	24	27	27	27	31	40	41	28	<b>492</b>
Q1	7	14	14	3	0	7	9	10	0	0	7	0	7	9	7	10	<b>104</b>
Q2	10	10	7	7	10	10	7	10	17	17	10	6	10	17	6	10	<b>164</b>
Q3	0	6	7	17	3	7	20	7	0	0	3	13	14	7	21	0	<b>125</b>
Q4	3	3	3	6	17	10	3	0	7	10	7	5	0	7	7	8	<b>96</b>
OT	0	0	0	0	0	0	0	0	0	0	0	3	0	0	0	0	<b>3</b>
TD Rushing	1	0	2	2	0	3	2	1	1	1	1	0	2	2	3	2	<b>23</b>
TD Passing	1	4	2	1	3	1	3	2	2	2	2	3	2	3	2	1	<b>34</b>
TD KO Returns	0	0	0	0	0	0	0	0	0	0	0	0	0	0	0	0	<b>0</b>
TD Punt Returns	0	0	0	0	0	0	0	0	0	0	0	0	0	0	0	0	<b>0</b>
TD Sp. Teams	0	0	0	0	0	0	0	0	0	0	0	0	0	0	0	0	<b>0</b>
TD Def. Returns	0	0	0	0	0	0	0	0	0	0	0	0	0	0	0	0	<b>0</b>
FG Attempts	3	2	1	4	3	3	3	2	1	3	2	3	1	2	2	4	<b>39</b>
FG Made	2	2	1	4	3	2	2	2	1	2	2	2	1	1	2	2	<b>31</b>
Safety	0	0	0	0	0	0	0	0	0	0	0	1	0	1	0	0	<b>2</b>
2-Pt Attempts	0	0	0	0	0	0	1	0	0	0	0	0	0	0	0	1	<b>2</b>
2-Pt Made	0	0	0	0	0	0	0	0	0	0	0	0	0	0	0	1	<b>1</b>
Time of Possession	33:23	26:38	34:22	33:11	28:01	35:57	34:31	27:53	31:41	36:29	32:41	37:33	31:43	31:48	33:00	33:38	<b>522:29</b>



# THIRD DOWN EFFICIENCY

## JAGUARS 2020 REGULAR SEASON THIRD DOWN EFFICIENCY

Date	Opponent	JAGUARS										Total
		3rd & 1	3rd & 2	3rd & 3	3rd & 4	3rd & 5	3rd & 6	3rd & 7	3rd & 8	3rd & 9	3rd & 10+	
09/13	Indianapolis	0 / 0	2 / 3	0 / 0	1 / 1	1 / 1	0 / 1	0 / 1	1 / 1	0 / 1	0 / 1	5 / 10
09/20	at Tennessee	1 / 1	2 / 2	0 / 1	1 / 1	1 / 1	0 / 0	3 / 3	0 / 1	0 / 0	2 / 4	10 / 14
09/24	Miami	0 / 0	1 / 1	0 / 0	1 / 2	1 / 3	0 / 1	0 / 0	0 / 0	0 / 0	0 / 3	3 / 10
10/04	at Cincinnati	0 / 2	1 / 1	0 / 1	0 / 1	0 / 0	0 / 1	0 / 1	0 / 0	0 / 0	1 / 3	2 / 10
10/11	at Houston	2 / 2	0 / 1	0 / 1	2 / 4	1 / 2	1 / 1	1 / 1	0 / 0	0 / 0	1 / 4	8 / 16
10/18	Detroit	0 / 0	2 / 2	2 / 2	0 / 0	0 / 1	1 / 1	2 / 3	0 / 0	0 / 0	0 / 4	7 / 13
10/25	at L.A. Chargers	1 / 2	0 / 1	1 / 1	0 / 2	0 / 0	1 / 3	1 / 1	0 / 1	2 / 2	0 / 2	6 / 15
11/08	Houston	1 / 2	2 / 3	0 / 0	2 / 3	0 / 1	0 / 0	0 / 0	1 / 3	0 / 1	0 / 1	6 / 14
11/15	at Green Bay	0 / 0	2 / 2	0 / 1	0 / 2	1 / 1	1 / 1	0 / 0	0 / 1	0 / 2	0 / 3	4 / 13
11/22	Pittsburgh	1 / 2	1 / 1	0 / 0	0 / 0	0 / 1	0 / 0	0 / 0	1 / 2	0 / 1	1 / 6	4 / 13
11/29	Cleveland	2 / 3	2 / 2	0 / 0	1 / 2	0 / 1	0 / 1	0 / 2	0 / 0	0 / 0	0 / 2	5 / 13
12/06	at Minnesota	0 / 1	1 / 1	0 / 0	1 / 3	0 / 1	1 / 1	0 / 1	0 / 4	0 / 0	1 / 1	4 / 13
12/13	Tennessee	1 / 1	1 / 1	1 / 1	0 / 2	0 / 2	0 / 0	0 / 0	0 / 0	1 / 2	1 / 5	5 / 14
12/20	at Baltimore	2 / 2	0 / 0	0 / 0	1 / 2	0 / 1	0 / 0	1 / 1	1 / 1	0 / 0	0 / 5	5 / 12
12/27	Chicago	0 / 0	1 / 2	0 / 0	1 / 2	0 / 1	0 / 1	2 / 3	0 / 0	0 / 0	1 / 3	5 / 12
01/03	at Indianapolis	1 / 1	0 / 1	1 / 2	1 / 1	0 / 0	0 / 2	0 / 0	1 / 1	0 / 1	1 / 6	5 / 15
<b>TOTALS</b>		<b>12 / 19</b>	<b>18 / 24</b>	<b>5 / 10</b>	<b>12 / 28</b>	<b>5 / 17</b>	<b>5 / 14</b>	<b>10 / 17</b>	<b>5 / 15</b>	<b>3 / 10</b>	<b>9 / 53</b>	<b>84 / 207</b>
		<b>63.2%</b>	<b>75.0%</b>	<b>50.0%</b>	<b>42.9%</b>	<b>29.4%</b>	<b>35.7%</b>	<b>58.8%</b>	<b>33.3%</b>	<b>30.0%</b>	<b>17.0%</b>	<b>40.6%</b>
		<b>3RD &amp; 1-3: 35 / 53 = 66.0%</b>			<b>3RD &amp; 4-6: 22 / 59 = 37.3%</b>			<b>3RD &amp; 7-10+: 27 / 95 = 28.4%</b>				

## 2020 REGULAR SEASON FOURTH DOWN EFFICIENCY

Date	Opponent	JAGUARS						OPPONENT					
		4th & 1	4th & 2	4th & 3	4th & 4	4th & 5+	Total	4th & 1	4th & 2	4th & 3	4th & 4	4th & 5+	Total
09/13	Indianapolis	0 / 0	0 / 0	0 / 0	0 / 0	0 / 0	0 / 0	1 / 2	0 / 0	0 / 0	0 / 0	0 / 1	1 / 3
09/20	at Tennessee	0 / 0	0 / 0	1 / 1	0 / 0	0 / 0	1 / 1	0 / 0	0 / 0	0 / 0	0 / 0	0 / 0	0 / 0
09/24	Miami	0 / 0	0 / 0	0 / 0	0 / 0	0 / 3	0 / 3	1 / 1	0 / 0	0 / 0	0 / 0	0 / 0	1 / 1
10/04	at Cincinnati	0 / 0	0 / 0	1 / 1	0 / 0	0 / 0	1 / 1	1 / 1	0 / 0	0 / 0	0 / 0	0 / 0	1 / 1
10/11	at Houston	0 / 1	0 / 0	0 / 0	1 / 1	0 / 1	1 / 3	0 / 0	0 / 0	0 / 0	1 / 1	0 / 0	1 / 1
10/18	Detroit	0 / 0	0 / 0	0 / 0	0 / 1	0 / 1	0 / 2	2 / 2	0 / 0	0 / 0	0 / 0	0 / 0	2 / 2
10/25	at L.A. Chargers	0 / 1	1 / 2	0 / 0	0 / 0	0 / 1	1 / 4	0 / 0	0 / 0	0 / 0	0 / 0	0 / 0	0 / 0
11/08	Houston	0 / 1	0 / 0	0 / 0	0 / 0	0 / 0	0 / 1	0 / 0	0 / 0	0 / 0	0 / 0	0 / 0	0 / 0
11/15	at Green Bay	0 / 0	0 / 0	0 / 0	0 / 0	0 / 1	0 / 1	0 / 0	0 / 0	0 / 1	0 / 0	0 / 0	0 / 1
11/22	Pittsburgh	0 / 0	0 / 0	0 / 0	0 / 0	0 / 1	0 / 1	1 / 1	0 / 0	0 / 0	0 / 0	0 / 0	1 / 1
11/29	Cleveland	1 / 1	0 / 0	0 / 0	0 / 0	0 / 0	1 / 1	1 / 2	0 / 0	0 / 0	0 / 0	0 / 0	1 / 2
12/06	at Minnesota	0 / 0	0 / 0	0 / 0	0 / 0	0 / 0	0 / 0	0 / 0	0 / 0	0 / 0	0 / 0	0 / 0	0 / 0
12/13	Tennessee	0 / 0	0 / 0	0 / 0	1 / 1	0 / 2	1 / 3	0 / 0	1 / 2	0 / 0	0 / 0	0 / 0	1 / 2
12/20	at Baltimore	0 / 0	0 / 0	0 / 0	1 / 1	0 / 2	1 / 3	1 / 1	0 / 0	0 / 0	0 / 0	0 / 1	1 / 2
12/27	Chicago	0 / 0	0 / 0	0 / 0	0 / 0	0 / 0	0 / 0	1 / 1	0 / 0	0 / 0	0 / 0	1 / 1	2 / 2
01/03	at Indianapolis	0 / 1	0 / 0	0 / 0	0 / 0	0 / 1	0 / 2	0 / 0	0 / 0	0 / 0	0 / 0	0 / 0	0 / 0
<b>TOTALS</b>		<b>1 / 5</b>	<b>1 / 2</b>	<b>2 / 2</b>	<b>3 / 4</b>	<b>0 / 13</b>	<b>7 / 26</b>	<b>9 / 11</b>	<b>1 / 2</b>	<b>0 / 1</b>	<b>1 / 1</b>	<b>1 / 3</b>	<b>12 / 18</b>
		<b>20.0%</b>	<b>50.0%</b>	<b>100.0%</b>	<b>75.0%</b>	<b>0.0%</b>	<b>26.9%</b>	<b>81.8%</b>	<b>50.0%</b>	<b>0.0%</b>	<b>100.0%</b>	<b>33.3%</b>	<b>66.7%</b>





# NFL STANDINGS & RESULTS

## AMERICAN FOOTBALL CONFERENCE

### EAST DIVISION

TEAM	W	L	T	PCT	PF	PA	NET PTS	HOME	AWAY	CONF	DIV	STREAK
Buffalo Bills	13	3	0	.813	501	375	126	7-1-0	6-2-0	10-2-0	6-0-0	Won 6
Miami Dolphins	10	6	0	.625	404	338	66	5-3-0	5-3-0	7-5-0	3-3-0	Lost 1
New England Patriots	7	9	0	.438	326	353	-27	5-3-0	2-6-0	6-6-0	3-3-0	Won 1
New York Jets	2	14	0	.125	243	457	-214	1-7-0	1-7-0	1-11-0	0-6-0	Lost 1

### NORTH DIVISION

TEAM	W	L	T	PCT	PF	PA	NET PTS	HOME	AWAY	CONF	DIV	STREAK
Pittsburgh Steelers	12	4	0	.750	416	312	104	7-1-0	5-3-0	9-3-0	4-2-0	Lost 1
Baltimore Ravens	11	5	0	.688	468	303	165	5-3-0	6-2-0	7-5-0	4-2-0	Won 5
Cleveland Browns	11	5	0	.688	408	419	-11	6-2-0	5-3-0	7-5-0	3-3-0	Won 1
Cincinnati Bengals	4	11	1	.281	311	424	-113	3-5-0	1-6-1	4-8-0	1-5-0	Lost 1

### SOUTH DIVISION

TEAM	W	L	T	PCT	PF	PA	NET PTS	HOME	AWAY	CONF	DIV	STREAK
Indianapolis Colts	11	5	0	.688	451	362	89	6-2-0	5-3-0	7-5-0	4-2-0	Won 1
Tennessee Titans	11	5	0	.688	491	439	52	5-3-0	6-2-0	8-4-0	5-1-0	Won 1
Houston Texans	4	12	0	.250	384	464	-80	2-6-0	2-6-0	3-9-0	2-4-0	Lost 5
Jacksonville Jaguars	1	15	0	.063	306	492	-186	1-7-0	0-8-0	1-11-0	1-5-0	Lost 15

### WEST DIVISION

TEAM	W	L	T	PCT	PF	PA	NET PTS	HOME	AWAY	CONF	DIV	STREAK
Kansas City Chiefs	14	2	0	.875	473	362	111	6-2-0	8-0-0	10-2-0	4-2-0	Lost 1
Las Vegas Raiders	8	8	0	.500	434	478	-44	2-6-0	6-2-0	6-6-0	4-2-0	Won 1
Los Angeles Chargers	7	9	0	.438	384	426	-42	4-4-0	3-5-0	6-6-0	3-3-0	Won 4
Denver Broncos	5	11	0	.313	323	446	-123	2-6-0	3-5-0	4-8-0	1-5-0	Lost 3

## NATIONAL FOOTBALL CONFERENCE

### EAST DIVISION

TEAM	W	L	T	PCT	PF	PA	NET PTS	HOME	AWAY	CONF	DIV	STREAK
Washington	7	9	0	.438	335	329	6	3-5-0	4-4-0	5-7-0	4-2-0	Won 1
New York Giants	6	10	0	.375	280	357	-77	3-5-0	3-5-0	5-7-0	4-2-0	Won 1
Dallas Cowboys	6	10	0	.375	395	473	-78	4-4-0	2-6-0	5-7-0	2-4-0	Lost 1
Philadelphia Eagles	4	11	1	.281	334	418	-84	3-4-1	1-7-0	4-8-0	2-4-0	Lost 3

### NORTH DIVISION

TEAM	W	L	T	PCT	PF	PA	NET PTS	HOME	AWAY	CONF	DIV	STREAK
Green Bay Packers	13	3	0	.813	509	369	140	7-1-0	6-2-0	10-2-0	5-1-0	Won 6
Chicago Bears	8	8	0	.500	372	370	2	3-5-0	5-3-0	6-6-0	2-4-0	Lost 1
Minnesota Vikings	7	9	0	.438	430	475	-45	3-5-0	4-4-0	5-7-0	4-2-0	Won 1
Detroit Lions	5	11	0	.313	377	519	-142	1-7-0	4-4-0	4-8-0	1-5-0	Lost 4

### SOUTH DIVISION

TEAM	W	L	T	PCT	PF	PA	NET PTS	HOME	AWAY	CONF	DIV	STREAK
New Orleans Saints	12	4	0	.750	482	337	145	6-2-0	6-2-0	10-2-0	6-0-0	Won 2
Tampa Bay Buccaneers	11	5	0	.688	492	355	137	5-3-0	6-2-0	8-4-0	4-2-0	Won 4
Carolina Panthers	5	11	0	.313	350	402	-52	2-6-0	3-5-0	4-8-0	1-5-0	Lost 1
Atlanta Falcons	4	12	0	.250	396	414	-18	2-6-0	2-6-0	2-10-0	1-5-0	Lost 5

### WEST DIVISION

TEAM	W	L	T	PCT	PF	PA	NET PTS	HOME	AWAY	CONF	DIV	STREAK
Seattle Seahawks	12	4	0	.750	459	371	88	7-1-0	5-3-0	9-3-0	4-2-0	Won 4
Los Angeles Rams	10	6	0	.625	372	296	76	6-2-0	4-4-0	9-3-0	3-3-0	Won 1
Arizona Cardinals	8	8	0	.500	410	367	43	4-4-0	4-4-0	6-6-0	2-4-0	Lost 2
San Francisco 49ers	6	10	0	.375	376	390	-14	1-7-0	5-3-0	4-8-0	3-3-0	Lost 1





**HISTORY**

# PRIDE OF THE JAGUARS

## TONY BOSELLI (1995-01)

Former OT Tony Boselli, the Jacksonville Jaguars' first-ever college draft choice, was the first member of the Jaguars franchise to be honored in The Pride of the Jaguars on Oct. 8, 2006. Boselli was the second overall selection in the 1995 draft following an All-American career at Southern California. He started a then-team-record 90 of the 91 Jaguars games in which he played from 1995-2001 and was named to the Pro Bowl five times. He was voted No. 1 on the Jaguars All-25. Widely considered the best offensive tackle in the game, Boselli allowed only 15.5 sacks in seven seasons and was named to the NFL All-Decade Team for the 1990s.

"Tony Boselli was the original Jaguar, and we are excited to recognize him," said Jaguars then-owner Wayne Weaver. "We are proud of Tony's contributions on the field for this organization, and we're proud of his contributions off the field for this community. We welcome the opportunity to have Jaguars fans thank Tony for what he has meant to Jacksonville and the Jaguars."



## WAYNE & DELORES WEAVER (1993-2011)



Wayne and Delores Weaver were inducted into the Pride of the Jaguars at halftime of their final game as owners of the team on Jan. 1, 2012, becoming only the second and third inductees. Three days later, their ownership of the Jaguars was transferred to Shad Khan, ending their tenure that began when the franchise was awarded on Nov. 30, 1993.

During the 17 seasons of the Weavers' ownership, the Jaguars were 138-134 in the regular season and 142-140 including postseason contests with six playoff berths and two division titles. The Weavers were on hand for every game during that span – 352 total contests including 69 preseason, 272 regular season and 11 postseason games. In addition, 20 Jaguars players were named to the Pro Bowl during their tenure.

From 1995-2011, the Weavers, through the Weaver Family Foundation, contributed more than \$22.6 million to Jacksonville organizations. The Jaguars Foundation also awarded more than \$14.8 million in grants to area nonprofit agencies during that time. Wayne Weaver served on four NFL committees: Business Ventures, Investment, Finance and Compensation. Delores Weaver served on two committees: NFL Charities and NFL Giving.

## FRED TAYLOR (1998-08)

Former RB Fred Taylor became the fourth inductee into the Pride of the Jaguars on Sept. 30, 2012. Taylor, who started 136 of 140 games, is one of five players along with Brad Meester, Mercedes Lewis, Jimmy Smith and Josh Scobee to play for 11 or more seasons with the Jaguars.

Taylor ranks fourth in franchise history in scoring with 424 points (70 TDs, two 2-point conversions) and broke the rookie scoring record with 102 points (17 TDs) during the 1998 season. He is one of just two Jaguars rookies (Leonard Fournette) to rush for 1,000 yards (1,223). His 17 TDs (14 rushing and three receiving) as a rookie still sit atop the Jaguars single-season TD list. Taylor, the Jaguars career-rushing leader with 11,271 yards, leads second-ranked Maurice Jones-Drew (8,071 career rushing yards) by 3,200 yards. While Taylor ranks among the best in nearly every Jaguars rushing statistic, he also sits at fifth in career receptions (286) and sixth in receiving yards (2,361). He was voted No. 2 on the Jaguars All-25.

Jaguars Owner Shad Khan acknowledged Taylor's place among elite company, stating, "Fred has earned his place in the Pride of the Jaguars, both with his record-setting performances on the field as well as with his involvement in the Jacksonville community throughout his career."



## MARK BRUNELL (1995-2003)



Former QB Mark Brunell became the fifth member inducted into the Pride of the Jaguars on Dec. 15, 2013. Owner of nearly every Jaguars passing record, Brunell is one of 14 players in Jaguars history to play nine seasons or more. He started 117 of his 120 games played and completed 2,184 of 3,616 passes for 25,698 yards with 144 touchdowns and 86 interceptions – all still ranking as Jaguars career records. Brunell's 4,367 passing yards in 1996 led the NFL. He was voted to the AFC Pro Bowl squad three times and was named the game's MVP in 1997. He was voted No. 5 on the Jaguars All-25. Brunell was the Jaguars' starting QB from 1995 through 2003, posting a winning record as a starter and leading the team to four playoff berths, eight postseason games and two AFC Championship games.

"Mark Brunell epitomized the Jaguars in their early years, and he was one of the main reasons for their success during that time," Jaguars Owner Shad Khan said. "I personally recall how the Jaguars captured the imagination of NFL fans throughout the nation in those days, and Mark Brunell was always in the highlights. Now that I have been here, I have gotten to see that this great quarterback is also a great person. Mark is a big part of the Jaguars family and the Jacksonville community, and it gives me great pride to join our fans in recognizing Mark and honoring him for his contributions to Jaguars history."

## JIMMY SMITH (1995-05)

Former WR Jimmy Smith was inducted to the Pride of the Jaguars on Dec. 11, 2016, becoming its sixth member. A five-time Pro Bowl selection, Smith was a key to the Jaguars' early success when the team earned four straight playoff appearances from 1996-99 and played in eight postseason games, including two AFC Championship appearances. He was the Jaguars' leading receiver in seven seasons and was voted to the Pro Bowl five consecutive years from 1997-2001. He was voted No. 3 on the Jaguars All-25.

"There is no question that Jimmy Smith was one of the best players to ever wear a Jaguars uniform," Jaguars Owner Shad Khan said. "His contributions in the early years were critical to the success the Jaguars enjoyed during that time. The fact that most of his records have stood for 10 years without being surpassed underscores what a great player he was. I am very happy that we will appropriately honor him."



# ALL-TIME HONORS

## PRO BOWL HONORS

Starters CAPITALIZED.

Number in parentheses shows player's number of Pro Bowls as a Jaguar.  
(\* did not play due to injury)

- 1996 — OT Tony Boselli  
QB Mark Brunell  
WR Keenan McCardell
- 1997 — P BRYAN BARKER  
OT TONY BOSELLI (2)  
QB Mark Brunell (2)  
PK MIKE HOLLIS  
WR Jimmy Smith
- 1998 — OT TONY BOSELLI (3)  
WR JIMMY SMITH (2)
- 1999 — OT TONY BOSELLI (4)\*  
DE TONY BRACKENS  
QB Mark Brunell (3)  
LB KEVIN HARDY  
S CARNELL LAKE  
OT Leon Searcy  
WR JIMMY SMITH (3)
- 2000 — OT TONY BOSELLI (5)\*  
WR Jimmy Smith (4)
- 2001 — WR Jimmy Smith (5)\*  
DT Gary Walker
- 2002 — P Chris Hanson
- 2003 — DT MARCUS STROUD
- 2004 — DT MARCUS STROUD (2)  
DT John Henderson
- 2005 — DT MARCUS STROUD (3)
- 2006 — CB RASHEAN MATHIS\*  
DT John Henderson (2)
- 2007 — RB Fred Taylor
- 2009 — QB David Garrard  
RB Maurice Jones-Drew
- 2010 — RB MAURICE JONES-DREW\* (2)  
TE Mercedes Lewis  
ST Montell Owens
- 2011 — RB MAURICE JONES-DREW (3)  
ST Montell Owens (2)
- 2013 — LB Paul Posluszny
- 2015 — WR Allen Robinson
- 2017 — CB A.J. BOUYE  
DE CALAIS CAMPBELL\*  
DT Malik Jackson  
DE Yannick Ngakoue  
CB JALEN RAMSEY  
LB Telvin Smith
- 2018 — CB JALEN RAMSEY (2)  
DL Calais Campbell (2)
- 2019 — DE Josh Allen  
DL Calais Campbell (3)  
WR DJ Chark Jr.

## PRO BOWL MVP

- 1997 — QB Mark Brunell
- 2019 — DL Calais Campbell

## COACHING HONORS

- Tom Coughlin — AFC Coach of the Year, UPI (1996)
- Dom Capers — Assistant Coach of the Year, Pro Football Writers of America, USA Today and Defensive Coordinator of the Year, Football Digest (1999)
- Doug Marrone — NFL 101 AFC Coach of the Year (2017)
- Todd Wash — Sporting News Coordinator of the Year (2017)

## INDIVIDUAL LEAGUE AWARDS

NET PUNTING AVERAGE	
1995	P Bryan Barker 38.6
PASSING YARDS	
1996	QB Mark Brunell 4,367
POINTS	
1997	K Mike Hollis 134
RECEPTIONS	
1999	WR Jimmy Smith 116
RUSHING YARDS	
2011	RB Maurice Jones-Drew 1,606

## ALL-PRO SELECTIONS

Legend: AP — Associated Press; PFWA — Pro Football Writers of America; TSN — The Sporting News; PFW — Pro Football Weekly; PFF — Pro Football Focus; FN — Football News; FD — Football Digest; USA — USA Today; SI — Sports Illustrated; CPFN — College & Pro Football Newsweekly

- DE Josh Allen — 2019: PFF (all-rookie), PFWA (all-rookie)
- DT Tyson Alualu — 2010: PFW, TSN
- OT Khalif Barnes — 2005: PFW/PFWA
- OT Tony Boselli — 1995: PFWA, PFW, FN, CPFN; 1996: USA, SI; 1997: AP, PFWA, TSN, PFW, FN, USA, CPFN; 1998: AP, PFWA, TSN, PFW, FN, USA, CPFN, FD; 1999: AP, PFWA, SI, TSN, PFW, USA, CPFN, FN, FD; 2000: FN (All-AFC)
- P Bryan Barker — 1997: AP, PFW, FD
- PR Reggie Barlow — 1998: CPFN; 1999: CPFN (second team)
- CB Aaron Beasley — 1996: FN; 1999: CPFN
- CB A.J. Bouye — 2017: AP (second team), PFF (second team), PFWA (all-AFC)
- DE Tony Brackens — 1996: PFWA, PFW, FN, CPFN; 1999: SI, USA, FN, AP (second team), PFW (All-AFC), CPFN (second team)
- CB Fernando Bryant — 1999: PFWA, PFW, CPFN, FN, FD
- DL Calais Campbell — 2017: AP (EDGE), AP (second team interior), PFF (second team EDGE), PFWA, TSN; 2019: PFWA (All-AFC)
- C Michael Cheever — 1996: FN, CPFN
- S Donovin Darius — 1998: PFW, FN, FD; 1999: FD (second team)
- P Chris Hanson — 2002: AP (second team), PFWA, PFW (All-AFC), FD (second team)
- LB Kevin Hardy — 1996: PFWA, PFW, FN, CPFN; 1999: AP, TSN, PFW, USA, CPFN, FN, FD
- DT John Henderson — 2002: PFWA, PFW; 2006: AP (second team)
- PK Mike Hollis — 1997: CPFN
- RB Maurice Jones-Drew — 2006: PFW/PFWA; 2009: SN (second team); 2011: AP, PFWA
- DT Malik Jackson — 2017: PFWA (all-AFC)
- DT Terrance Knighton — 2009: PFW
- K Josh Lambo — 2019: AP (second team)
- S Carnell Lake — 1999: PFW, CPFN, FN, FD, AP (second team), FD (second team)
- QB Byron Leftwich — 2003: PFW
- G Vince Manuwai — 2003: PFW
- CB Rashean Mathis — 2006: AP, TSN, USA, PFW/PFWA, PFW/PFWA (All-AFC)
- G Brad Meester — 2000: PFWA, PFW, FN
- QB Gardner Minshew II — 2019: PFF (all-rookie)
- FS Reggie Nelson — 2007: PFW/PFWA
- DE Yannick Ngakoue — 2016: PFWA (all-rookie)
- FB Montell Owens — 2008: SI (special teams)
- LB Mike Peterson — 2005: AP (second team)
- CB Jalen Ramsey — 2016: PFWA (all-rookie) 2017: AP, PFF, PFWA, TSN
- MLB Bryan Schwartz — 1995: FN
- OT Leon Searcy — 1997: USA; 1999: AP (second team), CPFN (second team)
- WR Jimmy Smith — 1998: AP (second team); 1999: FN, AP (second team), CPFN (second team), PFW (All-AFC)
- LB Telvin Smith Sr. — 2017: AP (second team)
- DT Larry Smith — 1999: FN
- DT Marcus Stroud — 2003: AP (second team), PFW (All-AFC), FN (second team); 2004: PFW (All-AFC), FD (second team); 2005: TSN (All-Pro)
- RB Fred Taylor — 1998: PFW, FN, CPFN, FD; 2007: AP (second team)
- OL Jawaan Taylor — 2019: PFWA (all-rookie), PFF (all-rookie)
- DT Gary Walker — 2001: SI, FD (second team)
- OT Maurice Williams — 2001: FN
- DT Renaldo Wynn — 1997: PFW, FN, CPFN

## FEDEX GROUND PLAYER OF THE YEAR

- 1997 — RB Fred Taylor

## AFC PLAYER OF THE MONTH

- 1996 —
- December — QB Mark Brunell (Offensive)
- 1997 —
- December — WR Keenan McCardell (Offensive)
- 1999 —
- September — CB Aaron Beasley, (Defensive)
- October — DE Tony Brackens (Defensive)
- November — DE Tony Brackens (Defensive)
- December — WR Jimmy Smith (Offensive)
- 2005 —
- September — P Chris Hanson (Special Teams)
- December — LB Mike Peterson (Defensive)
- 2007 —
- December — RB Fred Taylor (Offensive)



# ALL-TIME HONORS

## AFC PLAYER OF THE WEEK

- 1995 —  
Week 5 — DB Darren Carrington (Defense)
- 1996 —  
Week 11 — QB Mark Brunell (Offense)  
Week 13 — P Bryan Barker (Special Teams)  
Week 14 — K Mike Hollis (Special Teams)
- 1997 —  
Week 2 — K Mike Hollis (Special Teams)  
Week 7 — RB James Stewart (Offense)  
Week 11 — DE Jeff Lageman (Defense)  
Week 14 — K Mike Hollis (Special Teams)
- 1998 —  
Week 1 — RB James Stewart (Offense)  
Week 2 — WR Reggie Barlow (Special Teams)  
Week 3 — RB Fred Taylor (Offense)  
Week 17 — P Bryan Barker (Special Teams)
- 1999 —  
Week 4 — P Bryan Barker (Special Teams)  
Week 5 — P Bryan Barker (Special Teams)  
Week 10 — P Bryan Barker (Special Teams)  
Week 12 — QB Mark Brunell (Offense)
- 2000 —  
Week 9 — QB Mark Brunell (Offense)  
Week 12 — RB Fred Taylor (Offense)
- 2002 —  
Week 5 — WR Bobby Shaw (Special Teams)  
Week 11 — P Chris Hanson (Special Teams)
- 2004 —  
Week 3 — CB Rashean Mathis (Defense)  
Week 7 — K Josh Scobee (Special Teams)  
Week 15 — RB Fred Taylor (Offense)
- 2005 —  
Week 1 — K Josh Scobee (Special Teams)  
Week 5 — K Josh Scobee (Special Teams)  
Week 10 — LB Mike Peterson (Defense)  
Week 12 — RB Derrick Wimbush (Special Teams)
- 2006 —  
Week 2 — CB Rashean Mathis (Defense)  
Week 13 — QB David Garrard (Offense)  
Week 14 — RB Maurice Jones-Drew (Special Teams)
- 2007 —  
Week 6 — DE Paul Spicer (Defense)  
Week 12 — K Josh Scobee (Special Teams)
- 2008 —  
Week 3 — K Josh Scobee (Special Teams)
- 2009 —  
Week 3 — RB Maurice Jones-Drew (Offense)  
Week 13 — LB Justin Durant (Defense)
- 2010 —  
Week 1 — LB Daryl Smith (Defense)  
Week 4 — K Josh Scobee (Special Teams)  
Week 8 — QB David Garrard (Offense)
- 2011 —  
Week 7 — K Josh Scobee (Special Teams)
- 2013 —  
Week 10 — LB Paul Posluszny (Defense)
- 2014 —  
Week 7 — LB Telvin Smith Sr. (Defense)  
Week 13 — K Josh Scobee (Special Teams)
- 2015 —  
Week 7 — LB Telvin Smith Sr. (Defense)  
Week 14 — WR Rashad Greene Sr. (Special Teams)
- 2016 —  
Week 16 — CB Jalen Ramsey (Defense)
- 2017 —  
Week 1 — DL Calais Campbell (Defense)  
Week 5 — LB Telvin Smith Sr. (Defense)  
Week 9 — WR Jaydon Mickens (Special Teams)  
Week 10 — CB A.J. Bouye (Defense)  
Week 14 — WR Jaydon Mickens (Special Teams)
- 2019 —  
Week 3 — DL Calais Campbell (Defense)  
Week 4 — K Josh Lambo (Special Teams)  
Week 7 — K Josh Lambo (Special Teams)

## AFC ROOKIE OF THE MONTH

- 1996 —  
December — DT Tony Brackens (Defensive)
- 1998 —  
September — RB Fred Taylor (Offensive)  
November — S Donovan Darius (Defensive)  
December — RB Fred Taylor (Offensive)
- 2003 —  
November — QB Byron Leftwich (Offensive)  
December — CB Rashean Mathis (Defensive)
- 2006 —  
November — LB Clint Ingram (Defensive)
- 2019 —  
September — QB Gardner Minshew II (Offensive)
- 2020 —  
September — RB James Robinson (Offensive)

## PEPSI ROOKIE OF THE WEEK

QB Gardner Minshew II became the first Jaguar to win Pepsi Rookie of the Week when he won the award six times in 2019. In 2020, CB CJ Henderson earned Pepsi Rookie of the Week honors in Week 1 after recording five tackles, three passes defensed and one INT in his NFL debut.

- 2019 —  
Week 1 — QB Gardner Minshew II  
Week 3 — QB Gardner Minshew II  
Week 5 — QB Gardner Minshew II  
Week 7 — QB Gardner Minshew II  
Week 8 — QB Gardner Minshew II  
Week 17 — QB Gardner Minshew II
- 2020 —  
Week 1 — CB CJ Henderson

\*Results since 2002

## WALTER PAYTON MAN OF THE YEAR

The Walter Payton NFL Man of the Year Award recognizes an NFL player for his excellence on and off the field. The award was established in 1970. It was renamed in 1999 after the late Hall of Fame Chicago Bears RB Walter Payton.

DL Calais Campbell became the first Jaguar to win the award when he was recognized as the 2019 Walter Payton NFL Man of the Year. In 2020, K Josh Lambo was the Jaguars' honoree. Lambo has dedicated his time and resources to a variety of causes during his time in Jacksonville, engaging most frequently with the causes of special education and pet adoption.

The Jaguars nominees:

Year	Winner	Year	Winner
2001	QB Mark Brunell	2011	K Josh Scobee
2002	TE Kyle Brady	2012	RB Maurice Jones-Drew
2003	LB Akin Ayodele	2013	RB Maurice Jones-Drew
2004	TE Joe Zelenka	2014	K Josh Scobee
2005	WR Ernest Wilford	2015	OL Zane Beadles
2006	DB Scott Starks	2016	TE Julius Thomas
2007	WR Ernest Wilford	2017	DT Malik Jackson
2008	OL Brad Meester	2018	QB Blake Bortles
2009	RB Maurice Jones-Drew	2019	DL Calais Campbell
2010	OL Brad Meester	2020	K Josh Lambo

## ED BLOCK COURAGE AWARD

The Ed Block Courage Award annually honors a player from each NFL team who exemplifies a commitment to the principles of sportsmanship and courage. The winners are selected for courageous effort, as well as individual performance. The award is unique in the sense that voting is conducted by each team's players.

Year	Winner	Year	Winner
1995	DT Paul Frase	2008	OL Brad Meester
1996	TE Derek Brown	2009	FB Greg Jones
1997	CB Dave Thomas	2010	DE Aaron Kampman
1998	QB Mark Brunell	2011	WR Jarrett Dillard
1999	RB James Stewart	2012	DE John Chick
2000	OL Tony Boselli	2013	OL Will Rackley
2001	WR Jimmy Smith	2014	DT Roy Miller
2002	RB Fred Taylor	2015	WR Allen Robinson
2003	DE Tony Brackens	2016	DT Sen'Derrick Marks
2004	QB David Garrard	2017	CB Aaron Colvin
2005	DE Paul Spicer	2018	FB Tommy Bohanon
2006	LB Jorge Cordova	2019	OL Cam Robinson
2007	OL Richard Collier	2020	TE James O'Shaughnessy



# DRAFT HISTORY

## JAGUARS ALL-TIME FIRST-ROUND DRAFT PICKS

In 2021, the Jaguars had two first-round selections and drafted QB Trevor Lawrence and RB Travis Etienne Jr.

Year	No.	Player	School
2021	25	RB Travis Etienne Jr.	Clemson
2021	1	QB Trevor Lawrence	Clemson
2020	20	DE/LB K'Lavon Chaisson	LSU
2020	9	CB C.J. Henderson	Florida
2019	7	DE Josh Allen	Kentucky
2018	29	DL Taven Bryan	Florida
2017	4	RB Leonard Fournette	LSU
2016	5	CB Jalen Ramsey	Florida State
2015	3	DE Dante Fowler Jr.	Florida
2014	3	QB Blake Bortles	Central Florida
2013	2	OT Luke Joeckel	Texas A&M
2012	5	WR Justin Blackmon	Oklahoma State
2011	10	QB Blaine Gabbert	Missouri
2010	10	DT Tyson Alualu	California
2009	8	OT Eugene Monroe	Virginia
2008	8	DE Derrick Harvey	Florida
2007	21	S Reggie Nelson	Florida
2006	28	TE Mercedes Lewis	UCLA
2005	21	WR Matt Jones	Arkansas
2004	9	WR Reggie Williams	Washington
2003	7	QB Byron Leftwich	Marshall
2002	9	DT John Henderson	Tennessee
2001	13	DT Marcus Stroud	Georgia
2000	29	WR R. Jay Soward	Southern California
1999	26	CB Fernando Bryant	Alabama
1998	25	S Donovan Darius	Syracuse
1998	9	RB Fred Taylor	Florida
1997	21	DT Renaldo Wynn	Notre Dame
1996	2	LB Kevin Hardy	Illinois
1995	19	RB James Stewart	Tennessee
1995	2	OT Tony Boselli	Southern California

## LAST TIME THEY WERE TAKEN

In 2021, the Jaguars selected five offensive players and four defensive players in the draft. Below is the last player drafted by the Jaguars at each position:

### LAST TIME EACH POSITION WAS TAKEN

Position	Player	School	Year	Rd
Quarterback	Trevor Lawrence	Clemson	2021	1
Running Back	Travis Etienne Jr.	Clemson	2021	1
Wide Receiver	Jalen Camp	Georgia Tech	2021	6
Tight End	Luke Farrell	Ohio State	2021	5
Offensive Tackle	Walker Little	Stanford	2021	2
Interior OL	Ben Barch	Saint John's (Minn.)	2020	4
Fullback	Marquez Williams	Miami (Fla.)	2017	7
Defensive Tackle	Jay Tufele	Southern California	2021	4
Defensive End	Jordan Smith	Alabama-Birmingham	2021	4
Linebacker	Shaquille Quarterman	Miami (Fla.)	2020	4
Cornerback	Tyson Campbell	Georgia	2021	4
Free Safety	James Sample	Louisville	2015	4
Strong Safety	Andre Cisco	Syracuse	2021	3
Kicker	Josh Scobee	Louisiana Tech	2004	5
Punter	Logan Cooke	Mississippi State	2018	7

## FIRST ROUND BY POSITION

Dating back to their inaugural season in 1995, the Jaguars have had 31 first-round draft choices, including multiple first-round picks in 1995 (OT Tony Boselli and RB James Stewart), 1998 (RB Fred Taylor and S Donovan Darius), 2020 (CB C.J. Henderson and DE/LB K'Lavon Chaisson) and 2021 (QB Trevor Lawrence and RB Travis Etienne Jr.).

Below is a breakdown of how Jacksonville has used its first-round picks since 1995:

OFFENSE (16)		DEFENSE (15)	
Position	Picks	Position	Picks
Wide Receivers	4	Defensive Linemen	9
Offensive Linemen	3	Safeties	2
Running Backs	4	Cornerbacks	3
Quarterbacks	4	Linebackers	1
Tight Ends	1		

## FIRST ROUND TEAMMATES

The Jaguars drafted a pair of Clemson players with their first two selections in the 2021 draft, picking QB Trevor Lawrence with the No. 1 overall selection and RB Travis Etienne with the No. 25 selection. It marked the first time in the common draft era that a quarterback and a running back from the same school were selected in the first round by the same team.

Etienne was the fourth running back selected in the first round by the Jaguars in franchise history and first since 2017, while Lawrence was the fourth quarterback selected in the first round and first since 2014.



## DYNAMIC DUOS

The 2021 draft marked the fifth and sixth time since 2000 that a quarterback and a running back from the same school were both chosen in the first round of the same NFL Draft since 2000. Along with Lawrence and Etienne, Alabama QB Mac Jones (No. 15) and RB Najee Harris (No. 24) were selected in the first round.

Year	School	Quarterback	Running Back(s)
2021	Clemson	Trevor Lawrence	Travis Etienne Jr.
2021	Alabama	Mac Jones	Najee Harris
2020	LSU	Joe Burrow	Clyde Edwards-Helaire
2009	Georgia	Matthew Stafford	Knowshon Moreno
2006	Southern California	Matt Leinart	Reggie Bush
2005	Auburn	Jason Campbell	Ronnie Brown, Cadillac Williams



# DRAFT HISTORY

## JAGUARS 2021 DRAFT BY THE NUMBERS

1

The Jaguars made the No. 1 overall selection for the first time in franchise history. With the pick, Jacksonville drafted QB Trevor Lawrence, marking the fourth consecutive NFL draft that a quarterback was selected No. 1.

4

Four of the Jaguars' eight selections, including their first three selections, played on teams that finished in the top ten of the 2020 college football season.

9

Jacksonville selected nine players in the draft, five offensive and four defensive players. Jacksonville's nine selections were tied for the second-most picks made in a single draft in the last 10 years in franchise history.

50

The Jaguars made four picks in the top 50 of the draft for the first time in franchise history. Jacksonville selected Clemson teammates QB Trevor Lawrence and RB Travis Etienne Jr. with their first two selections (No. 1 and 25) and CB Tyson Campbell and OL Walker Little with their two second-round picks.

## COLLEGES WITH MOST DRAFT CHOICES

The Jaguars have selected more players from Florida (12) than any other college. In 2021, DT Jay Tufele became the eighth player from Southern California, the second-most of any school and the first since 2014, drafted by the team. S Andre Cisco became the team's fourth selection, tied for the fifth-most of any school, from Syracuse.

School	No.	Last Yr.
Florida	12	2020
Southern California	8	2021
Florida State	6	2016
Notre Dame	5	2016
LSU	5	2020
Alabama	4	2018
Arkansas	4	2016
Georgia	4	2021
Georgia Tech	4	2021
Illinois	4	2017
Syracuse	4	2021
Tennessee	4	2002
Virginia	4	2014
Auburn	4	2020
Central Florida	3	2014
Clemson	3	2021
Colorado State	3	2000
Michigan	3	2013
Miami (Fla.)	3	2020
North Carolina State	3	2018
Middle Tennessee State	3	2011
UCLA	3	2016
Ohio State	3	2021
Oklahoma	3	2017
Washington	3	2005

## DRAFT PICKS BY SCHOOL

In the Jaguars' 27-year draft history, the club has selected players from 109 different colleges and universities. Below is an alphabetical look at the schools from which Jaguars players have been drafted, the number of players selected from each college and the last time a player from that institution was selected by the Jaguars. In 2021, the team selected its first-ever student-athletes from Stanford (OL Walker Little) and Alabama-Birmingham (DE Jordan Smith).

School	No.	Last Yr.	School	No.	Last Yr.	School	No.	Last Yr.
Alabama	4	2018	Hampton	2	2007	Murray State	2	2019
Alabama-Birmingham	1	2021	Hawaii	2	2005	Nebraska	2	2018
Alabama State	1	1996	Houston	1	1996	Nebraska-Omaha	1	2009
Appalachian State	1	2013	Howard	1	2003	Nevada	1	2012
Arizona	2	2009	Illinois	4	2017	Nevada-Reno	1	2004
Arizona State	1	2007	Illinois State	1	2006	New Mexico State	1	2013
Arkansas	4	2016	Iowa	1	1998	Nicholls State	1	2004
Ashland	1	2012	Jackson State	1	1996	North Carolina	2	2005
Auburn	4	2020	James Madison	1	2010	North Carolina State	3	2018
Augustana	1	1995	Kentucky	2	2019	Northern Iowa	1	2000
Bethune-Cookman	1	2003	Lehigh	1	2011	Notre Dame	5	2016
California	2	2012	Liberty	1	2009	Ohio	1	2017
Central Arkansas	2	2016	LSU	5	2020	Ohio State	3	2021
Central Florida	3	2014	Louisiana Tech	2	2010	Oklahoma	3	2017
Chattanooga	1	2001	Louisville	1	2015	Oklahoma State	1	2012
Clemson	3	2021	Marshall	2	2003	Oregon	2	2003
Colorado	2	2020	Maryland	2	2016	Oregon State	1	2020
Colorado State	3	2000	McGill	1	2001	Penn State	2	2014
Connecticut	1	2013	Memphis	1	2020	Purdue	2	2007
Cornell	1	1997	Miami (Fla.)	3	2020	Rice	2	2009
Delta State	1	2004	Michigan	3	2013	Rutgers	1	2009
East Carolina	1	2002	Michigan State	2	2020	Sacramento State	1	1997
Eastern Michigan	1	2005	Middle Tennessee State	3	2011	Saginaw Valley State	1	1999
Elon	1	2007	Minnesota	2	2017	San Jose State	2	2019
Florida	12	2020	Missouri	2	2011	South Carolina	2	2015
Florida International	1	2013	Mississippi State	1	2018	South Florida	1	2008
Florida State	6	2016	Missouri Western State	1	1996	Southern California	8	2021
Georgia	4	2021	Monmouth	1	2015	Southern Illinois	2	2010
Georgia Southern	2	2003	Montana	1	2016	Southern Mississippi	1	2000
Georgia Tech	4	2021	Mount Union	1	2011	St. John's (Minn.)	1	2020



# DRAFT HISTORY

## 2021

No.	Player	College
1 (1)	QB Trevor Lawrence	Clemson
1 (25)	RB Travis Etienne Jr.	Clemson
2 (33)	CB Tyson Campbell	Georgia
2 (45)	OL Walker Little	Stanford
3 (65)	S Andre Cisco	Syracuse
4 (106)	DT Jay Tufele	Southern California
4 (121)	DE Jordan Smith	Alabama-Birmingham
5 (145)	TE Luke Farrell	Ohio State
6 (209)	WR Jalen Camp	Georgia Tech

## 2020

No.	Player	College
1 (9)	CB CJ Henderson	Florida
1 (20)	DE/LB K'Lavon Chaisson	LSU
2 (42)	WR Laviska Shenault Jr.	Colorado
3 (73)	DT DaVon Hamilton	Ohio State
4 (116)	OL Ben Barch	St. John's (Minn.)
4 (137)	CB Josiah Scott	Michigan State
4 (140)	LB Shaquille Quarterman	Miami (Fla.)
5 (157)	S Daniel Thomas	Auburn
5 (165)	WR Collin Johnson	Texas
6 (189)	QB Jake Luton	Oregon State
6 (206)	TE Tyler Davis	Georgia Tech
7 (223)	DB/RS Chris Claybrooks	Memphis

## 2019

No.	Player	College
1 (7)	DE Josh Allen	Kentucky
2 (35)	OL Jawaan Taylor	Florida
3 (69)	TE Josh Oliver	San Jose State
3 (98)	LB Quincy Williams	Murray State
5 (140)	RB Ryquell Armstead	Temple
6 (178)	QB Gardner Minshew II	Washington State
7 (235)	DT Dontavious Russell	Auburn

## 2018

No.	Player	College
1 (29)	DL Taven Bryan	Florida
2 (61)	WR DJ Chark Jr.	LSU
3 (93)	S Ronnie Harrison	Alabama
4 (129)	OT Will Richardson Jr.	N.C. State
6 (203)	QB Tanner Lee	Nebraska
7 (230)	LB Leon Jacobs	Wisconsin
7 (247)	P Logan Cooke	Mississippi State

## 2017

No.	Player	College
1 (4)	RB Leonard Fournette	LSU
2 (34)	OL Cam Robinson	Alabama
3 (68)	DE Dawuane Smoot	Illinois
4 (110)	WR Dede Westbrook	Oklahoma
5 (148)	LB Blair Brown	Ohio
7 (222)	CB Jalen Myrick	Minnesota
7 (240)	FB Marquez Williams	Miami (Fla.)

## 2016

No.	Player	College
1 (5)	CB Jalen Ramsey	Florida State
2 (36)	LB Myles Jack	UCLA
3 (69)	DE Yannick Ngakoue	Maryland
4 (103)	DT Sheldon Day	Notre Dame
6 (181)	LB Tyrone Holmes	Montana
6 (201)	QB Brandon Allen	Arkansas
7 (226)	DE Jonathan Woodard	Central Arkansas

## 2015

No.	Player	College
1 (3)	DE Dante Fowler Jr.	Florida
2 (36)	RB T.J. Yeldon	Alabama
3 (67)	G A.J. Cann	South Carolina
4 (104)	S James Sample	Louisville
5 (139)	WR Rashad Greene Sr.	Florida State
6 (180)	DT Michael Bennett	Ohio State
7 (220)	WR Neal Sterling	Monmouth
7 (229)	TE Ben Koyack	Notre Dame

## 2014

No.	Player	College
1 (3)	QB Blake Bortles	Central Florida
2 (39)	WR Marqise Lee	Southern California
2 (61)	WR Allen Robinson	Penn State
3 (93)	G Brandon Linder	Miami (Fla.)
4 (114)	CB Aaron Colvin	Oklahoma
5 (144)	LB Telvin Smith Sr.	Florida State
5 (159)	DE Chris Smith	Arkansas
6 (205)	C Luke Bowanko	Virginia
7 (222)	RB Storm Johnson	Central Florida

## 2013

No.	Player	College
1 (2)	OT Luke Joeckel	Texas A&M
2 (33)	S Jonathan Cyprien	Florida International
3 (64)	CB Dwayne Gratz	Connecticut
4 (101)	WR/PR Ace Sanders	South Carolina
5 (135)	RB Denard Robinson	Michigan
6 (169)	S Josh Evans	Florida
7 (208)	CB Jeremy Harris	New Mexico State
7 (210)	CB Demetrius McCray	Appalachian State

## 2012

No.	Player	College
1 (5)	WR Justin Blackmon	Oklahoma State
2 (38)	DL Andre Branch	Clemson
3 (70)	P Bryan Anger	California
5 (142)	LB Brandon Marshall	Nevada
6 (176)	CB Mike Harris	Florida State
7 (228)	DT Jeris Pendleton	Ashland

## 2011

No.	Player	College
1 (10)	QB Blaine Gabbert	Missouri
3 (76)	G/C Will Rackley	Lehigh
4 (114)	WR Cecil Shorts III	Mount Union
4 (121)	S Chris Pronsinski	Wyoming
5 (147)	CB Rod Isaac	Middle Tenn. State

## 2010

No.	Player	College
1 (10)	DT Tyson Alualu	California
3 (74)	DT D'Anthony Smith	Louisiana Tech
5 (143)	DE Larry Hart	Central Arkansas
5 (153)	DE Austen Lane	Murray State
6 (180)	RB/KR Deji Karim	Southern Illinois
6 (203)	RS/CB Scotty McGee	James Madison

## 2009

No.	Player	College
1 (8)	OT Eugene Monroe	Virginia
2 (39)	OT Eben Britton	Arizona
3 (72)	DT Terrance Knighton	Temple
3 (73)	CB Derek Cox	William & Mary
4 (107)	WR Mike Thomas	Arizona
5 (144)	WR Jarett Dilliard	Rice
6 (180)	TE Zach Miller	Nebraska-Omaha
7 (250)	RB Rashad Jennings	Liberty
7 (253)	WR Tiquan Underwood	Rutgers

## 2008

No.	Player	College
1 (8)	DE Derrick Harvey	Florida
2 (52)	DE Quentin Groves	Auburn
5 (155)	LB Thomas Williams	Southern California
5 (159)	LB Trae Williams	South Florida
7 (213)	RB Chauncey Washington	Southern California

## 2007

No.	Player	College
1 (21)	FS Reggie Nelson	Florida
2 (48)	LB Justin Durant	Hampton
3 (79)	WR Mike Sims-Walker	Central Florida
4 (101)	P Adam Podlesh	Maryland
4 (113)	DE Brian Smith	Missouri
5 (149)	G Uche Nwaneri	Purdue
5 (150)	S Josh Gattis	Wake Forest
5 (166)	DT Derek Landri	Notre Dame
7 (229)	WR John Broussard	San Jose State
7 (251)	LB Chad Nkang	Elon
7 (252)	OT Andrew Carnahan	Arizona State

## 2006

No.	Player	College
1 (28)	TE Mercedes Lewis	UCLA
2 (60)	RB Maurice Jones-Drew	UCLA
3 (80)	LB Clint Ingram	Oklahoma
5 (160)	LB Brent Hawkins	Illinois State
7 (213)	DE James Wyche	Syracuse
7 (236)	CB Dee Webb	Florida





# DRAFT HISTORY

## 2005

No.	Player	College
1 (21)	WR Matt Jones	Arkansas
2 (52)	OT Khalif Barnes	Washington
3 (87)	CB Scott Starks	Wisconsin
4 (127)	RB Alvin Pearman	Virginia
5 (157)	S Gerald Sensabaugh	North Carolina
6 (185)	WR Chad Owens	Hawaii
6 (194)	LB Pat Thomas	N.C. State
7 (237)	CB Chris Roberson	Eastern Michigan

## 2004

No.	Player	College
1 (9)	WR Reggie Williams	Washington
2 (39)	LB Daryl Smith	Georgia Tech
2 (55)	RB Greg Jones	Florida State
3 (86)	LB Jorge Cordova	Nevada
4 (118)	DT Anthony Maddox	Delta State
4 (120)	WR Earnest Wilford	Virginia Tech
5 (137)	K Josh Scobee	Louisiana Tech
5 (150)	CB Chris Thompson	Nicholls State
5 (159)	OT Sean Bubin	Illinois
7 (249)	DE Bobby McCray	Florida

## 2003

No.	Player	College
1 (7)	QB Byron Leftwich	Marshall
2 (39)	DB Rashean Mathis	Bethune-Cookman
3 (72)	G Vince Manuwai	Hawaii
4 (104)	TE George Wrihster	Oregon
4 (132)	RB LaBrandon Toefield	Louisiana State
6 (176)	DE Brandon Green	Rice
6 (179)	S David Young	Georgia Southern
6 (193)	OT Marques Ogden	Howard
7 (218)	FB Malaefou MacKenzie	Southern California

## 2002

No.	Player	College
1 (9)	DT John Henderson	Tennessee
2 (40)	OT Mike Pearson	Florida
3 (89)	LB Akin Ayodele	Purdue
4 (108)	QB David Garrard	East Carolina
4 (118)	TE Chris Luzar	Virginia
6 (180)	DT Clenton Ballard	Texas State
7 (222)	WR Kendall Newson	Middle Tenn. State
7 (246)	CB Steve Smith	Oregon
7 (247)	K Hayden Epstein	Michigan

## 2001

No.	Player	College
1 (13)	DT Marcus Stroud	Georgia
2 (43)	OT Maurice Williams	Michigan
3 (73)	LB Eric Westmoreland	Tennessee
3 (94)	S James Boyd	Penn State
5 (142)	P David Leaverton	Tennessee
6 (170)	G Chad Ward	Washington
7 (213)	LB Anthony Denman	Notre Dame
7 (233)	S Marlon McCree	Kentucky
7 (235)	WR Richmond Flowers	Tenn. Chattanooga
7 (241)	DT Randy Chevrier	McGill

## 2000

No.	Player	College
1 (29)	WR R. Jay Soward	Southern California
2 (60)	G/C Brad Meester	Northern Iowa
3 (92)	LB T.J. Slaughter	Southern Miss.
4 (123)	OT Joe Chustz	Louisiana Tech
5 (159)	CB Kiwaukee Thomas	Georgia Southern
6 (196)	WR Emanuel Smith	Arkansas
7 (236)	S Erik Olson	Colorado State
7 (241)	DE Rob Meier	Washington State
7 (243)	RB Shyrone Stith	Virginia Tech
7 (245)	LB Danny Clark	Illinois
7 (247)	T Mark Baniewicz	Syracuse

## 1999

No.	Player	College
1 (26)	CB Fernando Bryant	Alabama
2 (56)	DT Larry Smith	Florida State
3 (88)	G Anthony Cesario	Colorado State
4 (121)	DT Kevin Landolt	West Virginia
5 (160)	CB Jason Craft	Colorado State
6 (182)	DT Emarlos Leroy	Georgia
7 (242)	CB Dee Moronkola	Washington State
7 (246)	DE Chris White	Saginaw Valley State

## 1998

No.	Player	College
1 (9)	RB Fred Taylor	Florida
1 (25)	S Donovan Darius	Syracuse
2 (57)	CB Cordell Taylor	Hampton
3 (86)	QB Jonathan Quinn	Middle Tennessee
4 (101)	RB Tavian Banks	Iowa
4 (118)	DT Harry Deligianis	Youngstown State
5 (148)	C John Wade	Marshall
6 (179)	DE Lamanzer Williams	Minnesota
6 (182)	FB Kevin McLeod	Auburn
7 (192)	WR Alvis Whitted	NC State
7 (214)	LB Brandon Tolbert	Georgia

## 1997

No.	Player	College
1 (21)	DT Renaldo Wynn	Notre Dame
2 (50)	S Mike Logan	West Virginia
3 (79)	LB James Hamilton	North Carolina
4 (114)	DT Seth Payne	Cornell
5 (147)	TE Damon Jones	Southern Illinois
6 (184)	FB Daimon Shelton	Sacramento State
7 (221)	LB Jon Hesse	Nebraska

## 1996

No.	Player	College
1 (2)	LB Kevin Hardy	Illinois
2 (33)	DE Tony Brackens	Texas
2 (60)	C Michael Cheever	Georgia Tech
3 (63)	CB Aaron Beasley	West Virginia
4 (110)	WR Reggie Barlow	Alabama State
5 (146)	OT Jimmy Herndon	Houston
6 (170)	S John Fisher	Missouri Western State
6 (185)	WR Chris Doering	Florida
7 (227)	WR Clarence Jones	Tennessee State
7 (228)	WR Gregory Spann	Jackson State

## 1995

No.	Player	College
1 (2)	OL Tony Boselli	Southern California
1 (19)	RB James Stewart	Tennessee
2 (40)	OT Brian DeMarco	Michigan State
2 (64)	LB Bryan Schwartz	Augustana (S.D.)
3 (71)	S Chris Hudson	Colorado
4 (99)	QB Rob Johnson	Southern California
4 (123)	DT Mike Thompson	Wisconsin
5 (169)	FB Ryan Christopherson	Wyoming
6 (172)	OT Marcus Price	Louisiana State
7 (219)	WR Curtis Marsh	Utah

## 1995 EXPANSION DRAFT

**(February 15, 1995; alternated choices with Carolina)**  
 (Draft round, position, player, former team) 1. QB Steve Beuerlein, Arizona; 2. CB Corey Raymond, N.Y. Giants; 3. OT Jeff Novak, Miami; 4. DE John Duff, L.A. Raiders; 5. LB Keith Goganious, Buffalo; 6. LB Mark Williams, Green Bay; 7. CB Al Jackson, Philadelphia; 8. C/OG Mark Tucker, Arizona; 9. DT Paul Frase, N.Y. Jets; 10. G Tom Myslinski, Chicago; 11. WR Willie Jackson, Dallas; 12. DB Othello Henderson, New Orleans; 13. LB Santo Stephens, Cincinnati; 14. DB Darren Carrington, San Diego; 15. DB Michael Davis, Houston; 16. DB Dave Thomas, Dallas; 17. RB Mazio Royster, Tampa Bay; 18. FB Le'Shai Maston, Houston; 19. WR Charles Davenport, Pittsburgh; 20. S Monty Grow, Kansas City; 21. RB Marcus Wilson, Green Bay; 22. LB Brant Boyer, Miami; 23. S Harry Colon, Detroit; 24. TE Derek Brown, N.Y. Giants; 25. LB James Williams, New Orleans; 26. G Eugene Chung, New England; 27. RB Reggie Cobb, Green Bay; 28. WR Desmond Howard, Washington; 29. WR Kelvin Martin, Seattle; 30. WR Cedric Tillman, Denver; 31. DB Rogerick Green, Tampa Bay.



# ALL-TIME TRADE HISTORY

## 2021

- **May 18:** CB Josiah Scott to Philadelphia for CB Jameson Houston and Eagles' 6th-round 2023 choice.
- **May 2:** Jaguars' 4th-round 2021 (130 overall), 5th-round 2021 (170 overall) and 7th-round 2021 (249 overall) to Los Angeles for Rams 4th-round (121 overall) and 6th-round (209 overall).
- **March 17:** TE Josh Oliver to Baltimore for Ravens' conditional 7th-round 2022 draft choice.

- **March 17:** Jaguars' 7th-round 2021 (229th overall) to Saints for DT Malcom Brown.

## 2020

- **March 18:** CB A.J. Bouye to Denver for Broncos 4th (137)-round 2020 draft choice.
- **March 19:** DL Calais Campbell to Baltimore for Ravens 5th (157)-round 2020 draft choice.
- **March 30:** QB Nick Foles to Chicago for Bears 4th (140)-round 2020 draft choice.
- **August 30:** Traded DE Yannick Ngakoue to Minnesota for Vikings 2nd (45)-round 2021 draft choice and a 2022 5th round pick.
- **September 3:** Traded S Ronnie Harrison to Cleveland for Browns 5th (170th)-round 2021 draft choice.

**October 14, 2020:** Jaguars' sixth-round (185th) pick to Titans for LB Kamalei Correa and 2021 7th round pick (249th overall)

## 2019

- **September 9:** Jaguars' fifth-round (137) pick to Pittsburgh for QB Joshua Dobbs.
- **October 15:** Jaguars CB Jalen Ramsey to Rams for 2020 first-round pick (20), 2021 first-round pick and a 2021 fourth-round selection.
- **May 26:** Jaguars' 2nd (38)-round selection and 4th (109)-round selection to Oakland for Raiders 5th (140, RB Ryquell Armstead) and 7th (235, DL Dontavius Russell)-round picks. Oakland traded 38 to Buffalo who drafted OT Cody Ford and traded pick 109 to Indianapolis who drafted RB Khari Willis.
- **May 27:** Jaguars' 7th (236)-round pick to Seattle for Seahawks 6th-round 2020 draft pick.

## 2018

- **March 28:** Jaguars' conditional 7th-round 2019 draft pick to Cleveland for QB Cody Kessler.
- **October 19:** Jaguars' fifth-round 2019 draft pick to Cleveland for RB Carlos Hyde.
- **October 30:** DE Dante Fowler Jr. to Los Angeles Rams for Los Angeles' 2019 third-round draft pick and a 2020 fifth-round pick

## 2017

- **March 10:** TE Julius Thomas to Miami for Miami's 7th (240)-round 2017 draft pick. Jaguars selected FB Marquez Williams.
- **March 10:** Jaguars' 7th-round 2018 draft pick to Miami for OT Branden Albert.
- **April 28:** Jaguars' 2nd (35)-round selection and 6th (187)-round selection to the Seattle Seahawks for the Seahawks' 2nd (34, OL Cam Robinson)-round selection. The Seahawks selected DT Malik McDowell with pick 35 and DB Mike Tyson

with pick 187.

- **Sept. 2:** OL Luke Bowanko to Baltimore for Baltimore's 2019 7th-round draft pick.

- **October 29:** DE Chris Smith to Cincinnati Bengals for Cincinnati's 2018 7th-round pick (230, LB Leon Jacobs).

- **October 28:** Jaguars 6th-round 2018 draft pick to the Buffalo Bills for DT Marcell Dareus.

## 2016

- **April 29:** Jaguars' 2nd (38)-round selection and 5th (146)-round selection to the Baltimore Ravens for the Ravens' 2nd (36, LB Myles Jack)-round selection. The Ravens traded the 2nd (38)-round selection to the Dolphins who selected CB Xavien Howard. The Ravens selected LB Matt Judon with pick 146.

## 2015

- **March 9:** Jaguars' 4th (103)-round selection to New York Jets for New York Jets' 4th (104, S James Sample) and 7th (229, TE Ben Koyack)-round selections. The New York Jets selected QB Bryce Petty.

- **Aug. 31:** K Josh Scobee to Pittsburgh for Pittsburgh 6th (201st overall selection) round draft choice. Jaguars selected QB Brandon Allen.

## 2014

- **March 11:** QB Blaine Gabbert to San Francisco for San Francisco's 6th (205)-round 2014 draft pick and a conditional 2015 draft pick. Jaguars selected C Luke Bowanko in 2014 draft.

- **May 9:** Jaguars' 3rd (70) and 5th (150 from Detroit)-round selections to San Francisco for San Francisco's 2nd (61, WR Allen Robinson)-round selection. San Francisco selected C Marcus Martin and DE Aaron Lynch.

- **May 9:** Jaguars' 4th (105) and 6th (179)-round selections to New England for New England's 3rd (93, G Brandon Linder). New England selected C Bryan Stork and G Jon Halapio.

## 2013

- **April 28:** Jaguars' 4th (98)-round selection to Philadelphia for Philadelphia's 4th (101) and 7th (210)-round selections.

- **Aug. 30:** DT D'Anthony Smith to Seattle for conditional pick.

- **Oct. 2:** OT Eugene Monroe to Baltimore for Baltimore's 2014 4th and 5th-round selections.

## 2012

- **April 26:** Jaguars' 1st (7) and 4th (101)-round selections to Tampa Bay for Tampa Bay's 1st (5, WR Justin Blackmon)-round selection. Tampa Bay selected SS Mark Barron and traded pick 101 to Denver, who selected CB Omar Bolden.

- **Oct. 30:** WR Mike Thomas to Detroit for a 2014 5th round selection.

## 2011

- **April 28:** Jaguars' 1st (16) and 2nd (49)-round selections to Washington for Washington's 1st (10, QB Blaine Gabbert)-round selection. Washington selected DE Ryan Kerrigan with selection 16 and traded pick 49 to Indianapolis, who selected G Ben Ijalana.

- **April 29:** Jaguars' 3rd (80) and 6th (182)-round selections to San Francisco for San Francisco's 3rd (76, G Will Rackley)-round selection. San Francisco selected S Chris

Culliver and WR Ronald Johnson.

- **Sept. 3:** A Jaguars conditional 2012 choice to New York Jets for S Dwight Lowery. Jets traded pick (214) to Indianapolis, who selected LB Tim Fugger.

## 2010

- **April 23:** DE Quentin Groves to Oakland for Dallas' 5th (158)-round selection. Jaguars later traded that selection to New Orleans for 2011 4th (121)-round selection.

- **April 23:** Jaguars' 4th (108)-round selection to Oakland for LB Kirk Morrison and New England's 5th (153, DE Austen Lane)-round selection. Oakland selected WR Jacoby Ford.

- **May 25:** Jaguars' 2011 7th (218)-round selection to Miami for G Justin Smiley. Miami later traded selection to Green Bay which selected TE Ryan Taylor.

- **Sept. 4:** S Reggie Nelson to Cincinnati for DB David Jones and a conditional 2012 draft pick. Jaguars selected DT Jeris Pendleton.

- **Oct. 18:** S Anthony Smith to Green Bay for a conditional 2011 draft pick.

## 2009

- **April 9:** DT Tony McDaniel to Miami for Miami's 7th (232)-round selection. Jaguars later traded pick 232 to New England.

- **April 26:** Jaguars traded Miami's 7th (232)-round selection and Jacksonville's 2010 2nd (44)-round selection to New England for Green Bay's 3rd (73, CB Derek Cox)-round selection. New England selected WR Julian Edelman with pick 232.

- **June 30:** WR Dennis Northcutt to Detroit for S Gerald Alexander.

- **Sept. 6:** Jaguars' 2010 7th (217)-round selection to Tampa Bay for QB Luke McCown.

## 2008

- **Feb. 29:** Jaguars' 6th (193)-round selection to Minnesota for WR Troy Williamson. Minnesota selected WR Jaymar Johnson.

- **March 1:** DT Marcus Stroud to Buffalo for Baltimore's 3rd (71) and Chicago's 5th (143)-round selections. Buffalo later traded pick 71 back to Baltimore and pick 143 was traded to Dallas through Chicago.

- **April 26:** Jaguars' 1st (26), Baltimore's 3rd (71), and Jaguars' 3rd (89) and 4th (125)-round selections to Baltimore for Baltimore's 1st (8, DE Derrick Harvey)-round selection. Baltimore selected LB Tavares Gooden with pick 71 and traded picks 26, 89 and 173 to Houston for Houston's 1st (18)-round selection with which Baltimore selected QB Joe Flacco. Baltimore traded pick 125 to Oakland.

- **April 26:** Jaguars' 2nd (58), Seattle's 5th (158) and Jaguars' 2009 7th (217)-round selections to Tampa Bay for Tampa Bay's 2nd (52, DE Quentin Groves)-round selection. Tampa Bay selected WR Dexter Jackson with pick 58 and DB E.J. Biggers with 2009 pick 217, and traded pick 158 to Chicago.

- **April 27:** Jaguars traded Chicago's 5th (143)-round selection to Dallas for Cleveland's 5th (155, LB Thomas Williams) and Oakland's 7th (213, RB Chauncey Washington)-round selections. Dallas selected DB Orlando Scandrick.



# ALL-TIME TRADE HISTORY

## 2007

• **April 28:** Jaguars' 1st (17)-round selection to Denver for Denver's 1st (21, S Reggie Nelson), 3rd (86) and 6th (198)-round selections. Denver selected DE Jarvis Moss. Jaguars later traded pick 86 to Baltimore and 98 to Atlanta.

• **April 28:** Jaguars traded Denver's 3rd (86)-round selection to Baltimore for Detroit's 4th (101, P Adam Podlesh) and Baltimore's 5th (166, DT Derek Landri) and 6th (203)-round selections. Baltimore selected OT Marshall Yanda. Jacksonville later traded pick 203 to Atlanta.

• **April 29:** Jaguars' 6th (194)-round selection and Denver's 6th (198)-round selection and Baltimore's 6th (203)-round selection to Atlanta for Atlanta's 5th (149, G Uche Nwaneri)-round selection. Atlanta selected DB David Irons with pick 194, C Doug Datish with 198 and DB Daren Stone with 203.

• **Sept. 1:** RB Alvin Pearman and a 2008 7th (233)-round selection to Seattle for a 2008 5th (158)-round selection. Seattle selected RB Justin Forsett. Pick 158 later traded through Tampa Bay to Chicago who selected TE Kellen Davis.

## 2006

• **April 29:** Jaguars' 3rd (92) and 4th (125)-round selections to Dallas for Dallas' 3rd (80, LB Clint Ingram)-round selection. Dallas selected DE Jason Hatcher and KR Skyler Green.

• **April 30:** Jaguars 6th (198)-round selection to San Francisco for San Francisco's 7th (213, DE James Wyche) and Jacksonville's 7th (236, CB Dee Webb)-round selections. San Francisco selected DE Melvin Oliver.

## 2005

• **April 24:** Jaguars' 4th (123)-round selection to New York Jets for Jets' 4th (127, RB Alvin Pearman) and Dallas' 6th (185, WR Chad Owens)-round selections. Jets selected DB Kerry Rhodes.

• **Aug. 26:** PK Seth Marler to Dallas for a 2006 6th (187, KR Chad Owens)-round selection.

• **Oct. 6:** Jaguars' 2006 7th (236)-round selection to San Francisco for LB Jamie Winborn.

## 2004

• **March 3:** QB Mark Brunell to Washington for Washington's 3rd (72)-round selection. Jacksonville later traded pick to Green Bay who selected DT Donnell Washington.

• **April 8:** DB Jason Craft to New Orleans for New Orleans' 5th (150, DB Chris Thompson)-round selection.

• **April 24:** Jaguars' 3rd (70)-round and 4th (102)-round selections to Green Bay for Green Bay's 2nd (55, RB Greg Jones)-round selection. Green Bay selected DB Joey Thomas and traded pick 102 to Miami who selected DB Will Poole.

• **April 24:** Jaguars traded Washington's 3rd (72)-round selection to Green Bay for Green Bay's 3rd (86, LB Jorge Cordova) and 4th (118, DT Anthony Maddox)-round selections. Green Bay selected DT Donnell Washington.

• **April 25:** WR Kevin Johnson to Baltimore for Baltimore's 4th (120, WR Ernest Wilford)-round selection.

• **April 25:** Jaguars' 6th (175) and 7th (210)-round selections to Houston for Tennessee's 5th (159, OT Sean Bubin)-round selection. Houston selected DB Jammal Lord and LB Raheem Orr.

## 2003

• **April 27:** Jaguars' 5th (143)-round selection to Chicago for Chicago's 6th (176, DE Brandon Green), New England's 6th (193, OT Marques Ogden) and Chicago's 7th (218, RB Malaefou Mackenzie)-round selections. Chicago selected WR Justin Gage.

• **Aug. 26:** Jaguars traded a 2004 conditional selection to Baltimore for DB Anthony Mitchell.

## 2002

• **April 20:** Jaguars' 3rd (76)-round selection to Cleveland for LB Wali Rainer and Cleveland's 3rd (79)-round selection. Cleveland selected C Melvin Fowler.

• **April 20:** Jaguars traded Cleveland's 3rd (79)-round selection to Washington for Oakland's 3rd (89, LB Akin Ayodele)-round selection and Washington's 4th (118, TE Chris Luzar)-round selection. Washington selected DB Rashad Bauman.

• **June 20:** Jaguars' 2003 7th (222)-round selection to Seattle for DB Ike Charlton. Seattle selected PK Josh Brown.

## 2001

• **April 22:** Jaguars' 2002 5th (144)-round selection to New England for New England's 6th (170, G Chad Ward)-round selection. New England traded the pick to Denver, who selected WR Herb Haygood.

## 2000

• **Aug. 16:** Jaguars' 2001 4th (108)-round selection to Kansas City for G Brendan Stai.

## 1999

• **April 18:** Jaguars' 6th (195) and 7th (233)-round selections to Tampa Bay for Tampa Bay's 6th (182, DT Emarlos Leroy)-round selection. Tampa Bay selected RB Lamarr Green and RB Autry Denson.

• **Sept. 5:** DB Cordell Taylor to Seattle for a 2000 conditional selection.

• **Oct. 19:** Jaguars' 2001 6th (174)-round selection to Tampa Bay for DE Regan Upshaw. Tampa Bay selected RB Jameel Cook.

## 1998

• **Feb. 13:** QB Rob Johnson to Buffalo for Buffalo's 1st (9, RB Fred Taylor) and 4th (101, RB Tavian Banks)-round selections.

## 1997

• **Aug. 24:** DE Paul Frase to Green Bay for Green Bay's 1998 6th (182, RB Kevin McLeod)-round selection.

• **Aug. 24:** OT Jimmy Herndon to Chicago for Chicago's 1998 7th (192, WR Alvis Whitted)-round selection.

## 1996

• **April 20:** Jaguars' 3rd (79), 4th (113), 5th (134) and 5th (150)-round selections to Miami for Miami's 2nd (60, C Michael Cheever) and 4th (99)-round selections.

• **April 21:** Jaguars traded Miami's 4th (99)-round selection to Seattle for Seattle's 4th (110, WR Reggie Barlow) and 5th (146, OT Jimmy Herndon)-round selections.

• **May 31:** DB Corey Raymond to Detroit for TE Ty Hallock.

• **Aug. 26:** Jaguars' 2007 7th (211)-round selection to Pittsburgh for TE Craig Keith. Pittsburgh traded pick to Kansas City, who selected C Ben Lynch.

• **Aug. 27:** WR Mike Williams to Miami for TE Pete Mitchell.

## 1995

• **April 21:** Jaguars' 3rd (66) and 5th (170)-round selections to Green Bay for QB Mark Brunell. Green Bay selected RB William Henderson and RB Travis Jervey.

• **April 22:** Jaguars' 1st (31) supplemental, 3rd (97) supplemental, 4th (134) supplemental, and 1996 4th (113)-round supplemental selections to Kansas City for Kansas City's 1st (19, RB James Stewart)-round selection. Kansas City selected OT Trezelle Jenkins, LB Troy Dumas and QB Steve Stenstrom.

• **April 22:** Jaguars' 2nd (33)-round selection to New York Jets for Jets' 2nd (40, OL Brian DeMarco) and 3rd (71, DB Chris Hudson)-round selections. The Jets selected OT Matt O'Dwyer.

• **April 23:** Jaguars' 5th (136)-round selection and a 1996 6th (186)-round selection to Cleveland for Cleveland's 4th (123, DT Mike Thompson)-round selection. Cleveland selected DT Tau Pupua with pick 136, and Baltimore selected WR James Roe with 1996 pick 186.

• **April 23:** Jaguars' 6th (208) supplemental, 7th (210) and 7th (248) supplemental selections to Philadelphia for Philadelphia's 5th (169, RB Ryan Christophers) and 7th (219, WR Curtis Marsh)-round selections. Philadelphia selected RB Fred McCrary, RB Kevin Bouie, and OT Howard Smothers.



# FREE AGENCY HISTORY

## 2021

### 10 PLAYERS SIGNED

Player	Position	Date Signed	Previous Team
Shaquill Griffin	CB	March 18	Seattle
Rayshawn Jenkins	S	March 18	L.A. Chargers
Roy Robertson-Harris	DL	March 18	Chicago
Chris Manhertz	TE	March 19	Carolina
Jihad Ward	DE	March 19	Baltimore
Jamal Agnew	WR	March 22	Detroit
Phillip Dorsett II	WR	March 22	Seattle
Rudy Ford	S	March 22	Philadelphia
Carlos Hyde	RB	March 22	Seattle
Marvin Jones Jr.	WR	March 22	Detroit

### 3 PLAYERS LOST

Player	Position	Date Signed	Previous Team
Mike Glennon	QB	March 19	New York Giants
Keelan Cole Sr.	WR	March 21	Las Vegas
Chris Conley	WR	March 25	Houston

## 2020

### 6 PLAYERS SIGNED

Player	Position	Date Signed	Previous Team
Joe Schobert	LB	March 18	Cleveland
Rodney Gunter	DL	March 19	Arizona
Al Woods	DT	March 24	Seattle
Cassius Marsh	DE/LB	March 24	Arizona
Tyler Eifert	TE	March 24	Cincinnati
Rashaan Melvin	CB	March 24	Detroit

### 3 PLAYERS LOST

Player	Position	Date Signed	Previous Team
Seth DeValve	LB	March 20	Carolina
Nick O'Leary	DL	March 21	Las Vegas
Cedric Ogbuehi	DT	March 23	Seattle

## 2019

### 7 PLAYERS SIGNED

Player	Position	Date Signed	Previous Team
Nick Foles	QB	March 14	Philadelphia
Geoff Swaim	TE	March 15	Dallas
Cedric Ogbuehi	OL	March 16	Cincinnati
Chris Conley	WR	March 16	Kansas City
Jake Ryan	LB	March 19	Green Bay
Alfred Blue	RB	April 1	Houston
Benny Cunningham	RB	April 2	Chicago

### 6 PLAYERS LOST

Player	Position	Date Signed	New Team
Donte Moncrief	WR	March 14	Pittsburgh
Chris Reed	OL	March 18	Miami
Ereck Flowers	OL	March 18	Washington
Blake Bell	TE	April 2	Kansas City
Austin Seferian-Jenkins	TE	April 10	New England
T.J. Yeldon	RB	April 22	Buffalo

## 2018

### 7 PLAYERS SIGNED

Player	Position	Date Signed	Previous Team
Don Carey	S	March 15	Detroit
D.J. Hayden	CB	March 15	Detroit
Niles Paul	TE	March 15	Washington
Andrew Norwell	G	March 15	Carolina
Cody Davis	S	March 15	L.A. Rams
Donte Moncrief	WR	March 15	Indianapolis
Austin Seferian-Jenkins	TE	March 15	New York Jets

### 6 PLAYERS LOST

Player	Position	Date Signed	New Team
Aaron Colvin	CB	March 15	Houston
Allen Robinson	WR	March 16	Chicago
Patrick Omameh	OL	March 16	New York Giants
Chad Henne	QB	March 16	Kansas City
Allen Hurns	WR	March 23	Dallas
Mercedes Lewis	TE	May 25	Green Bay

## 2017

### 9 PLAYERS SIGNED

Player	Position	Date Signed	Previous Team
A.J. Bouye	CB	March 10	Houston
Calais Campbell	DL	March 10	Arizona
Barry Church	S	March 10	Dallas
Lerentee McCray	DE	March 10	Buffalo
Stefan Charles	DT	March 11	Detroit
Audie Cole	LB	March 11	Minnesota
Earl Watford	OL	March 11	Arizona
Josh McNary	LB	March 16	Indianapolis
Mychal Rivera	TE	March 23	Oakland

### 7 PLAYERS LOST

Player	Position	Date Signed	New Team
Jonathan Cyprien	S	March 9	Tennessee
Luke Joekel	OT	March 9	Seattle
Prince Amukamara	CB	March 10	Chicago
Kelvin Beachum	OT	March 10	New York Jets
Joe Banyard	RB	March 17	Buffalo
Jordan Hill	DL	March 20	Detroit
Tyson Alualu	DT	March 21	Pittsburgh

## 2016

### 7 PLAYERS SIGNED

Player	Position	Date Signed	Previous Team
Tashaun Gipson Sr.	S	March 10	Cleveland
Chris Ivory	RB	March 10	N.Y. Jets
Malik Jackson	DL	March 10	Denver
Brad Nortman	P	March 10	Carolina
Prince Amukamara	CB	March 11	New York Giants
Mackenzey Bernadeau	OL	March 11	Dallas
Kelvin Beachum	OT	March 16	Pittsburgh



# FREE AGENCY HISTORY

## 6 PLAYERS LOST

Player	Position	Date Signed	Previous Team
Andre Branch	DE	March 16	Miami
Sam Young	T	March 9	Miami
Bryan Anger	P	March 23	Tampa Bay
Chris Clemons	DE	April 1	Seattle
Clay Harbor	TE	April 4	New England
Stefen Wisniewski	C	April 4	Philadelphia
Kelvin Beachum	OT	March 16	Pittsburgh

## 2015

## 8 PLAYERS SIGNED

Player	Position	Date Signed	Previous Team
Sergio Brown	S	March 11	Indianapolis
Davon House	CB	March 11	Green Bay
Jared Odrick	DL	March 11	Miami
Jerme Parnell	OT	March 11	Dallas
Dan Skuta	LB	March 11	San Francisco
Julius Thomas	TE	March 11	Denver
Bryan Walters	WR	March 13	Seattle
Stefen Wisniewski	C	April 18	Oakland

## 6 PLAYERS LOST

Player	Position	Date Signed	Previous Team
J.T. Thomas III	LB	March 10	New York Giants
Teddy Williams	CB	March 12	Carolina
Cecil Shorts III	WR	March 16	Houston
Alan Ball	CB	March 27	Chicago
Jordan Todman	RB	March 30	Carolina
Jacques McClendon	G	April 22	Miami
Sherrod Martin	S	June 17	Chicago

## 2014

## 6 PLAYERS SIGNED

Player	Position	Date Signed	Previous Team
Toby Gerhart	RB	March 11	Minnesota
Zane Beadles	G	March 12	Denver
Dekoda Watson	LB	March 12	Tampa Bay
Chris Clemons	DE	March 13	Seattle
Ziggy Hood	DT	March 13	Pittsburgh
Tandon Doss	WR	March 18	Baltimore

## 5 PLAYERS LOST

Player	Position	Date Signed	New Team
Taylor Price	WR	March 13	Seattle
Maurice Jones-Drew	RB	March 28	Oakland
Allen Reisner	TE	April 15	Minnesota
Kyle Love	DT	May 20	Kansas City
Bradon Deaderick	DT	June 3	New Orleans

## 2013

## 7 PLAYERS SIGNED

Player	Position	Date Signed	Previous Team
Geno Hayes	LB	March 13	Chicago
Alan Ball	DB	March 15	Houston
Justin Forsett	RB	March 15	Houston
Roy Miller III	DT	March 15	Tampa Bay
Sen'Derrick Marks	DT	April 2	Tennessee
Mohamed Massaquoi	WR	April 8	Cleveland
Marcus Trufant	CB	May 7	Seattle

## 6 PLAYERS LOST

Player	Position	Date Signed	New Team
Derek Cox	CB	March 13	San Diego
Terrance Knighton	DT	March 13	Denver
Greg Jones	FB	March 27	Houston
Rashad Jennings	RB	April 11	Oakland
Eben Britton	OL	April 16	Chicago
Jalen Parmelee	RB	May 8	Tennessee

## 2012

## 5 PLAYERS SIGNED

Player	Position	Date Signed	Previous Team
Chad Henne	QB	March 15	Miami
Laurent Robinson	WR	March 15	Dallas
Aaron Ross	DB	March 21	New York Giants
Naufahu Tahi	FB	May 7	Minnesota
Reggie Corner	CB	June 20	Buffalo

## 1 PLAYER LOST

Player	Position	Date Signed	New Team
Luke McCown	QB	June 7	New Orleans

## 2011

## 10 PLAYERS SIGNED

Player	Position	Date Signed	Previous Team
Paul Posluszny	LB	July 29	Buffalo
Clint Session	LB	July 29	Indianapolis
Jason Spitz	G/C	July 29	Green Bay
Drew Coleman	DB	July 30	New York Jets
Dawan Landry	S	July 30	Baltimore
Matt Turk	P	July 31	Houston
Tony Moll	G/T	Aug. 10	Baltimore
Matt Roth	DE	Aug. 12	Cleveland
Gerris Wilkinson	LB	Aug. 13	New York Giants
Joey Haynos	TE	Aug. 21	Miami



# FREE AGENCY HISTORY

## 6 PLAYERS LOST

Player	Position	Date Signed	Previous Team
Sean Considine	S	July 29	Carolina
Justin Durant	LB	July 29	Detroit
Bryan Anger	P	March 23	Tampa Bay
Chris Clemons	DE	April 1	Seattle
Clay Harbor	TE	April 4	New England
Stefen Wisniewski	C	April 4	Philadelphia
Kelvin Beachum	OT	March 16	Pittsburgh

## 2010

### 3 PLAYERS SIGNED

Player	Position	Date Signed	Previous Team
Kassim Osgood	WR	March 6	San Diego
Aaron Kampman	DE	March 7	Green Bay
Freddy Keiaho	LB	Aug. 26	Indianapolis

### 1 PLAYER LOST

Player	Position	Date Signed	Previous Team
Clint Ingram	LB	May 19	New Orleans

## 2009

### 2 PLAYERS SIGNED

Player	Position	Date Signed	Previous Team
Sean Considine	S	Feb. 27	Philadelphia
Tra Thomas	OT	March 9	Philadelphia

### 4 PLAYERS LOST

Player	Position	Date Signed	New Team
Mike Peterson	LB	March 10	Atlanta
Gerald Sensabaugh	S	March 10	Dallas
Khalif Barnes	OT	March 14	Oakland
Pierson Prioleau	S	March 26	New Orleans

## 2008

### 5 PLAYERS SIGNED

Player	Position	Date Signed	Previous Team
Cleo Lemon	QB	Feb. 29	Miami
Jerry Porter	WR	Feb. 29	Oakland
Drayton Florence	CB	March 1	San Diego
Jimmy Kennedy	DT	March 5	Chicago
Pierson Prioleau	S	April 29	Washington

### 8 PLAYERS LOST

Player	Position	Date Signed	New Team
Ernest Wilford	WR	March 1	Miami
Sammy Knight	S	March 4	New York Giants
LaBrandon Toefield	RB	March 10	Carolina
Bobby McCray	DE	March 11	New Orleans
Quinn Gray	QB	March 24	Houston
Shantee Orr	LB	March 24	Cleveland
Aaron Glenn	CB	April 7	New Orleans

Terry Cousin	S	May 23	Cleveland
--------------	---	--------	-----------

## 2007

### 2 PLAYERS SIGNED

Player	Position	Date Signed	Previous Team
Tony Pashos	OT	March 2	Baltimore
Dennis Northcutt	WR	March 5	Cleveland

### 3 PLAYERS LOST

Player	Position	Date Signed	New Team
Kyle Brady	TE	March 3	New England
Deon Grant	S	March 9	Seattle
Cortez Hankton	WR	April 17	Minnesota

## 2006

### 5 PLAYERS SIGNED

Player	Position	Date Signed	Previous Team
Brian Williams	CB	March 11	Minnesota
Stockar McDougle	OT	March 16	Miami
Nick Greisen	LB	April 28	New York Giants
Randy Hymes	WR	May 18	Baltimore
Troy Edwards	WR	May 19	Detroit

### 6 PLAYERS LOST

Player	Position	Date Signed	Previous Team
Akin Ayodele	LB	March 13	Dallas
Jamie Winborn	LB	April 3	Tampa Bay
Kenny Wright	CB	April 3	Washington
Deke Cooper	S	April 5	Miami
Mike Pearson	OT	April 29	Miami
Ephraim Salaam	OT	April 29	Miami

## 2005

### 3 PLAYERS SIGNED

Player	Position	Date Signed	Previous Team
Reggie Hayward	DE	March 2	Denver
Kenny Wright	CB	March 31	Houston
Tony Williams	DT	April 6	Cincinnati

### 1 PLAYER LOST

Player	Position	Date Signed	Previous Team
Bob Whitfield	OT	May 4	New York Giants



# FREE AGENCY HISTORY

## 2004

### 8 PLAYERS SIGNED

Player	Position	Date Signed	Previous Team
Todd Yoder	TE	March 5	Tampa Bay
Tommy Hendricks	LB	March 8	Miami
Mike Compton	OT	March 9	New England
Lewis Sanders	DB	March 9	Cleveland
Deon Grant	S	March 10	Carolina
Juran Bolden	CB	March 24	Atlanta
Greg Favors	LB	March 24	Carolina
Doug Johnson	QB	April 28	Atlanta

### 4 PLAYERS LOST

Player	Position	Date Signed	Previous Team
Leander Jordan	OT	March 4	San Diego
Fernando Bryant	CB	March 5	Detroit
Danny Clark	LB	March 12	Oakland
Jamar Nesbit	G/C	March 29	New Orleans

## 2003

### 4 PLAYERS SIGNED

Player	Position	Date Signed	Previous Team
Mike Peterson	LB	March 13	Indianapolis
Keith Mitchell	LB	March 14	Houston
Hugh Douglas	DE	March 15	Philadelphia
Marc Edwards	FB	March 15	New England

### 6 PLAYERS LOST

Player	Position	Date Signed	New Team
Zach Wiegert	OT	March 3	Houston
Patrick Johnson	WR	March 11	Washington
John Wade	C	March 12	Tampa Bay
Bobby Shaw	WR	March 18	Buffalo
Todd Fordham	OL	March 20	Pittsburgh
Wali Rainer	LB	April 7	Detroit

## 2002

### 4 PLAYERS SIGNED

Player	Position	Date Signed	Previous Team
Patrick Johnson	WR	March 18	Baltimore
Bobby Shaw	WR	April 3	Pittsburgh
Chris Naeole	G	April 5	New Orleans
Detron Smith	FB	April 8	Denver

### 5 PLAYERS LOST

Player	Position	Date Signed	New Team
Renaldo Wynn	DE	March 28	Washington
Mike Hollis	K	April 9	Buffalo
Jeff Posey	LB	April 18	Houston
Sean Dawkins	WR	April 28	Minnesota
Jonathan Quinn	QB	May 1	Kansas City

## 2001

### 0 PLAYERS SIGNED

### 4 PLAYERS LOST

Player	Position	Date Signed	New Team
Mike Logan	S	April 2	New Orleans
Bryan Barker	P	April 12	Washington
Todd Fordham	OL	April 17	Denver
Daimon Shelton	FB	May 23	Chicago

## 2000

### 2 PLAYERS SIGNED

Player	Position	Date Signed	Previous Team
Jamie Martin	QB	Feb. 22	Cleveland
Hardy Nickerson	LB	Feb. 22	Tampa Bay

### 7 PLAYERS LOST

Player	Position	Date Signed	Previous Team
James Stewart	RB	Feb. 15	Detroit
Jay Fiedler	QB	Feb. 22	Miami
Rich Tylski	G	Feb. 29	Pittsburgh
Regan Upshaw	DE	March 1	Oakland
Joe Patton	OT	March 16	San Diego
Dave Thomas	CB	April 7	New York Giants
Ben Coleman	OL	June 15	San Diego

## 1999

### 3 PLAYERS SIGNED

Player	Position	Date Signed	Previous Team
Gary Walker	DT	Feb. 12	Tennessee
Carnell Lake	S	Feb. 13	Pittsburgh
Kyle Brady	TE	Feb. 16	New York Jets

### 9 PLAYERS LOST

Player	Position	Date Signed	Previous Team
Zack Crockett	FB	March 16	Oakland
Fernando Smith	DE	March 19	Baltimore
Pete Mitchell	TE	March 24	New York Giants
John Jurkovic	DT	March 26	Cleveland
Brian DeMarco	OL	April 2	Cincinnati
Travis Davis	S	April 19	Pittsburgh
Troy Sadowski	TE	April 21	Washington
Chris Hudson	S	April 22	Chicago
Kelvin Pritchett	DT	April 27	Detroit



# FREE AGENCY HISTORY

## 1998

### 2 PLAYERS SIGNED

Player	Position	Date Signed	Previous Team
Bryce Paup	LB	Feb. 16	Buffalo
Quentin Neujahr	C	March 3	Baltimore

### 7 PLAYERS LOST

Player	Position	Date Signed	Previous Team
Ty Hallock	FB	Feb. 16	Chicago
Natrone Means	RB	March 6	San Diego
Derek Brown	TE	May 13	Oakland
Dave Widell	C	May 13	Atlanta
Esera Tuaolo	DT	May 14	Atlanta
Randy Jordan	RB	June 2	Oakland

## 1997

### 1 PLAYER SIGNED

Player	Position	Date Signed	Previous Team
Deon Figures	CB	March 5	Pittsburgh

### 1 PLAYER LOST

Player	Position	Date Signed	New Team
Ernie Logan	DE	March 20	New York Jets

## 1996

### 5 PLAYERS SIGNED

Player	Position	Date Signed	Previous Team
Leon Searcy	OT	Feb. 18	Pittsburgh
Eddie Robinson	LB	March 1	Houston
Keenan McCardell	WR	March 2	Baltimore
Todd Philcox	QB	April 11	Tampa Bay
John Jurkovic	DT	April 13	Green Bay

### 5 PLAYERS LOST

Player	Position	Date Signed	New Team
Eugene Chung	G	March 20	San Francisco
Steve Beuerlein	QB	April 3	Carolina
Darren Carrington	S	April 22	Oakland
Tom Myslinksi	G	April 24	Pittsburgh
Desmond Howard	WR	July 12	Green Bay

## 1995

### 12 PLAYERS SIGNED

Player	Position	Date Signed	Previous Team
Shawn Bouwens	G	Feb. 28	Detroit
Don Davey	DT	Feb. 28	Green Bay
Joel Smeenge	DE	Feb. 28	New Orleans
Vinnie Clark	CB	March 3	New Orleans
Bryan Barker	P	March 7	Philadelphia
Kelvin Pritchett	DT	March 11	Detroit
Jeff Lageman	DE	March 14	New York Jets
Mickey Washington	CB	March 14	Buffalo
Dave Widell	C	March 15	Denver
Mike Dumas	S	April 24	Buffalo
Mike Williams	WR	May 4	Miami
Ernest Givins	WR	June 2	Houston



WR Marvin Jones Jr. was one of 10 free agents to sign with the Jaguars in 2021.





# ALL-TIME ROSTERS

## ALL-TIME ALPHABETICAL ROSTER

(active one or more games on the 53-man roster)

— A —			
Adams, Blue	CB	Cincinnati	2003
Akbar, Hakim	LB	Washington	2003
Alexander, Dan	RB/FB	Nebraska	2002
Alexander, D.J.	LB	Oregon State	2019
Alexander, Eric	LB	Louisiana State	2010
Alexander, Gerald	S	Boise State	2009-10
Alexis, Rich	RB	Washington	2005-06
Allen, Dakota	LB	Texas Tech	2019-20
Allen, David	RB/KR	Kansas State	2003-04
Allen, Josh	DE	Kentucky	2019-20
Allen, Russell	LB	San Diego State	2009-13
Alualu, Tyson	DT	California	2010-16
Amukamara, Prince	CB	Nebraska	2016
Anderson, Curtis	CB	Pittsburgh	1997
Anger, Bryan	P	California	2012-15
Angulo, Richard	TE	W. New Mexico	2007-08
Ankou, Eli	DT	UCLA	2017-18
Armour, JoJuan	S	Miami (Ohio)	1999
Armbrister, Thurston	LB	Miami (Fla.)	2015
Armstead, Ryquell	RB	Temple	2019
Ash, Richard	DT	Western Michigan	2015-16
Asper, Mark	OL	Oregon	2012
Ayodele, Akin	LB	Purdue	2002-05

— B —			
Babin, Jason	DE	Western Michigan	2012-13
Baldrige, Daniel	OT	Marshall	2010, 12
Ball, Alan	CB	Illinois	2013-14
Ballard, Clenton	DT	SW Texas State	2002
Baniewicz, Mark	OT	Syracuse	2000-01
Banks, Tavian	RB	Iowa	1998-99
Banyard, Joe	RB	Texas-El Paso	2015
Barcoo, Luq	CB	San Diego State	2020
Barker, Bryan	P	Santa Clara	1995-
Bartlow, Reggie	WR	Alabama State	1996-
Barnes, Khalif	OT	Washington	2005-08
Barnes, Lionel	DE	La.-Monroe	2003-04
Bartch, Ben	OL	St. John's (Minn.)	2020
Bartu, Joplo	LB	Texas State	2015
Battles, Ainsley	S	Vanderbilt	2001-02
Beachum, Kelvin	OT	Southern Methodist	2016
Beadles, Zane	OG	Utah	2014-15
Bean, Robert	CB	Mississippi State	2002
Beasley, Aaron	CB	West Virginia	1996-
Beekman, Josh	G	Boston College	2012
Bell, Blake	TE	Oklahoma	2018
Bell, Ricky	CB	North Carolina St.	1996
Benn, Arrelious	WR	Illinois	2016-17
Bennett, Michael	DT	Ohio State	2015, 17
Bentley, Kevin	LB	Northwestern	2011
Beuerlein, Steve	QB	Notre Dame	1995
Black, Jordan	OT	Notre Dame	2008-10
Blackmon, Justin	WR	Oklahoma State	2012-14
Blackmon, Will	CB	Boston College	2013-14
Blade, Willie	DT	Mississippi State	2004
Blake, Antwon	DB	Texas-El Paso	2012
Board, C.J.	WR	Chattanooga	2019
Bohanon, Tommy	FB	Wake Forest	2017-18
Bolden, Juran	CB	Mississippi Delta	2004
Bolen, Brock	FB	Louisville	2009-11
Borders, Breon	CB	Duke	2019
Bortles, Blake	QB	UCF	2014-18
Boselli, Tony	OT	Southern Cal.	1995-
Bosworth, Kyle	LB	UCLA	2011-12
Bouman, Todd	QB	St. Cloud State	2007, 10
Bouwens, Shawn	G	Nebraska Wesleyan	1995
Bouye, A.J.	CB	Central Florida	2017-19
Bowanko, Luke	OL	Virginia	2014-16
Bowen, Alvin	LB	Iowa State	2010
Boyer, Brant	LB	Arizona	1995-
Boyd, Danny	PK	Louisiana State	2002
Boyd, James	S	Penn State	2001-02
Boykin, Deral	S	Louisville	1995
Brackenridge, Tyron	CB	Washington State	2009-10
Brackens, Tony	DE	Texas	1996-
Bradfield, Cameron	OT	Grand Valley St.	2011-14
Brady, Kyle	TE	Penn State	1999-
Branch, Andre	DE	Clemson	2012-15
Brewster, Mike	G/C	Ohio State	2012-13
Britton, Eben	OT	Arizona	2009-12
Brooks, Bobby	LB	Fresno State	2002
Brooks, Bucky	CB	North Carolina	1996-97
Broussard, John	WR	San Jose State	2007

Brown, Arthur	LB	Kansas State	2016
Brown, Blair	LB	Ohio	2017-18
Brown, C.C.	S	Louisiana-Lafayette	2011
Brown, Chris	CB	Alabama-Birmingham	2003
Brown, Delvin	S	Miami (Fla.)	2001
Brown, Derek	TE	Notre Dame	1995-97
Brown, Jon	K	Kentucky	2020
Brown, Mike	WR	Liberty	2012-14
Brown, Milford	G	Florida State	2008
Brown, Sergio	S	Notre Dame	2015
Bruce, Mkristo	DE	Washington State	2008
Brunell, Mark	RB/KR	Washington	1995-
Bryan, Taven	DL	Florida	2018-20
Bryant, Fernando	CB	Alabama	1999-
Bryant, Red	DE	Texas A&M	2014
Bullard, Kendrick	WR	Arkansas State	1996
Burley, Marcus	CB	Delaware	2013
Burnett, Chester	MLB	Arizona	1999
Burton, Stephen	WR	West Texas A&M	2013

— C —			
Cain, Jeremy	LS	Massachusetts	2009-12
Calitro, Austin	LB	Villanova	2019
Campbell, Calais	DL	Miami	2017-19
Campbell, Tommie	CB	California (PA)	2014
Cann, A.J.	G	South Carolina	2015-20
Carney, John	PK	Notre Dame	2007
Carey, Don	S	Norfolk State	2010
Carrington, Darren	S	Northern Arizona	1995
Carroll, Ahmad	CB	Arkansas	2006
Carter, Bernard	LB	East Carolina	1995
Carter, Delone	RB	Syracuse	2013
Cesario, Anthony	G	Colorado State	1999
Chaisson, K'Lavon	DE/LB	LSU	2020
Chambers, Derrick	OT	Florida	2001-02
Chamblin, Corey	CB	Tennessee Tech	1999
Chanoine, Roger	OT	Temple	2002
Charles, Jamaal	RB	Texas	2018
Charlton, Ike	CB	Virginia Tech	2002
Chark Jr, DJ	WR	LSU	2018-20
Chase, Martin	DT	Oklahoma	2005
Cheever, Michael	C	Georgia Tech	1996-98
Chick, John	DE	Utah State	2011-12
Christopherson, Ryan	FB	Wyoming	1995-96
Chung, Eugene	G	Virginia Tech	1995
Church, Barry	S	Toledo	2017-18
Clark, Danny	LB	Illinois	2000-03
Clark, Reggie	LB	North Carolina	1995-96
Clark, Vinnie	CB	Ohio State	1995-96
Claybrooks, Chris	CB	Memphis	2020
Clemons, Chris	DE	Georgia	2014-15
Clemons, Toney	WR	Colorado	2012
Cloherly, Colin	TE	Brown	2011-12
Cobb, Reggie*	RB	Tennessee	1995
Coe, Michael	DB	Alabama State	2009-10
Cole Sr., Keelan	WR	Kentucky Wesleyan	2017-20
Cohen, Landon	DT	Ohio	2010
Coleman, Ben	G	Wake Forest	1995-99
Coleman, Drew	CB	Texas Christian	2011
Coleman, Marco	DE	Georgia Tech	2002
Colinet, Stalin	DE	Boston College	2002
Collier, Richard	OT	Valdosta State	2006-08
Collins, Nate	DT	Virginia	2010-11
Colton, Harry	S	Missouri	1995
Colquitt, Dustin	P	Tennessee	2020
Colvin, Aaron	CB	Oklahoma	2014-17
Combs, Chris	DE	Duke	2002
Compton, Mike	G	West Virginia	2004
Conley, Chris	WR	Georgia	2019-20
Connolly, Dan	G	SE Missouri St.	2005
Considine, Sean	S	Iowa	2009-10
Cooke, Logan	P	Mississippi State	2018-20
Cooper, Deke	S	Notre Dame	2003-05
Cooper, Marquis	LB	Washington	2007
Cordova, Jorge	LB	Nevada-Reno	2004-07
Cornish, Frank*	C	UCLA	1995
Correa, Kamalei	LB	Boise State	2020
Cosby, Quan	WR	Texas	2012
Costin, Doug	DT	Ohio	2020
Cottrell, Nate	RB	Georgia Tech	2020
Cousin, Terry	CB	South Carolina	2005-07
Cox, Derek	CB	William & Mary	2009-12
Cox, Kennard	DB	Pittsburgh	2008-09
Cox, Renard	DB	Maryland	2001
Craft, Jason	CB	Colorado State	1999-
Crockett, Zack	FB	Florida State	1998
Criss, Shad	CB	Missouri	2000
Cunningham, Richie	PK	SW Louisiana	2002
Curry, Eric	DE	Alabama	1998-99
Cutrera, Jacob	LB	Louisiana State	2010

Cyprien, Johnathan	SS	Florida International	2013-16
--------------------	----	-----------------------	---------

— D —			
Daniels, Torrance	LB	Harding	2009
Dareus, Marcell	DT	Alabama	2017-19
Darius, Donovan	S	Syracuse	1998-
Davis, Carl	DT	Iowa	2019
Davis, Cody	S	Texas Tech	2018-19
Davey, Don	DT	Wisconsin	1995-98
Davis, Akeem	S	Memphis	2016
Davis, Andre	DT	Southern	1996
Davis, Jim	DE	Virginia Tech	2005
Davis, Ryan	DE	Bethune-Cookman	2012-15
Davis, Travis	S	Notre Dame	1995-98
Davis, Tyler	TE	Georgia Tech	2020
Dawkins, Sean	WR	California	2001
Day, Sheldon	DT	Notre Dame	2016-17
Deaderick, Brandon	DE	Alabama	2013
DeLong, Greg	TE	North Carolina	2000
DeMarco, Brian	OT	Michigan State	1995-98
DeValve, Seth	TE	Princeton	2019
Devine, Kevin	CB	California	1997-98
Dickerson, Bryan	FB	Eastern Kentucky	1995
Dillard, Jarett	WR	Rice	2009, 11
Dingle, Nate	LB	Cincinnati	1996
Douglas, Henry	WR	North Carolina A&T	2002
Douglas, Hugh	DE	Central State	2003
Douzable, Leger	DT	Central Florida	2010-11
Dukes, Chad	RB	Pittsburgh	2000
Dumas, Mike	S	Indiana	1995
Dunbar, Vaughn	RB	Indiana	1995
Durant, Justin	LB	Hampton	2007-10

— E —			
Ebert, Jeremy	WR	Northwestern	2013
Edds, A.J.	LB	Iowa	2014
Edwards, Marc	FB	Notre Dame	2003-04
Edwards, Trent	QB	Stanford	2010
Edwards, Troy	WR	Louisiana Tech	2003-04
Eifer, Tyler	TE	Notre Dame	2020
Elliott, Kevin	WR	Florida A&M	2012
Ellis, Alex	TE	Tennessee	2016
Ellison, Atiyah	DT	Missouri	2008-09
Ekuale, Daniel	DT	Washington State	2020
Epstein, Hayden	PK	Michigan	2002
Ervin, Tyler	RB	San Jose State	2019
Estandia, Greg	TE	Nevada-Las Vegas	2007-09
Estes, John	C	Hawaii	2011
Evans, Josh	FS	Florida	2013-15

— F —			
Favors, Greg	LB	Mississippi State	2004-05
Fiedler, Jay	QB	Dartmouth	1999
Figures, Deon	CB	Colorado	1997-98
Fleming, Jamell	CB	Oklahoma	2013
Fletcher, Derrick	G	Baylor	2004-05
Florence, Drayton	CB	Tuskegee	2008
Flowers, Ereck	OL	Miami (Fla.)	2018
Foles, Nick	QB	Arizona	2019
Forbath, Kai	K	UCLA	2018
Fordham, Todd	G/OT	Florida State	1997-
Forney, Kynan	G	Hawaii	2009
Forsett, Justin	RB	California	2013
Fort, Khairi	LB	California	2014
Fournette, Leonard	RB	LSU	2017-19
Fowler Jr., Dante	DE	Florida	2016-18
Franklin, Brad	CB	Louisiana-Lafayette	2003
Franklin, Stephen	LB	Southern Illinois	2011
Frase, Paul	DE/DT	Syracuse	1995-96
Freeman, Eddie	DL	Alabama-Birmingham	2004
Fuamatu-Ma'afala, Chris	RB	Utah	2003-04
Fudge, Jamaal	S	Clemson	2006-07
Furrer, Will	QB	Virginia Tech	1998

— G —			
Gabbert, Blaine	QB	Missouri	2011-13
Gardner, Isaiah	CB	Maryland	2008
Garrard, David	QB	East Carolina	2002-10
Gayle, Rashid	CB	Boise State	1996
George, Jeremiah	LB	Iowa State	2014
Gerhart, Toby	RB	Stanford	2014-15
Gibson, Damon	WR/KR	Iowa	2001-02
Gilbert, Tony	LB	Georgia	2003-07
Gilchrist, Marcus	S	Clemson	2019
Gildon, Jason	DE	Oklahoma State	2004
Giles-Harris, Joe	LB	Duke	2019-20
Gipson, Tashaun	FS	Wyoming	2016-18
Givins, Ernest	WR	Louisville	1995
Glenn, Aaron	CB	Texas A&M	2007
Glennon, Mike	QB	NC State	2020
Godwin, Terry	WR	Georgia	2020



# ALL-TIME ROSTERS

Goebel, Brad QB Baylor 1995  
 Goganious, Keith LB Penn State 1995  
 Goode, Najee LB West Virginia 2019  
 Gotsis, Adam DE Georgia Tech 2020  
 Graham, Kent QB Ohio State 2002  
 Graham, Roger RB New Haven 1996  
 Grant, Corey RB Auburn 2015-18  
 Grant, Deon S Tennessee 2004-06  
 Gratz, Dwayne CB Connecticut 2013-16  
 Gray, Jonas RB Notre Dame 2015  
 Gray, Quinn QB Florida A&M 2003-07  
 Green, Donny LB Virginia 2001  
 Green, Brandon DE Rice 2003-04  
 Green, Rogerick CB Kansas State 1995  
 Greene, Courtney S Rutgers 2009-11  
 Greene Sr., Rashad WR Florida State 2015-18  
 Greisen, Nick LB Wisconsin 2006  
 Griffin, Chris FB/TE New Mexico 1996  
 Griffith, Rich TE Arizona 1995-2000  
 Grimes, Jonathan RB William & Mary 2012  
 Grinnage, David TE NC State 2018  
 Groves, Quentin DE Auburn 2008-09  
 Grow, Monty S Florida 1995  
 Guy, Winston S Kentucky 2013-14

— H —

Hall, Dana S Washington 1996-97  
 Hall, Ray DT Washington State 1995  
 Hallock, Ty FB/TE/LB Michigan State 1996-97  
 Hamilton, DaVon DT Ohio State 2020  
 Hamilton, James LB North Carolina 1997-98  
 Hamlin, Michael S Clemson 2010  
 Hammonds, Juan DE Michigan State 1996  
 Hankton, Cortez WR Texas Southern 2003-06  
 Hanson, Chris P Marshall 2001-06  
 Harbor, Clay TE Missouri State 2013-15  
 Hardy, Kevin LB Illinois 1996-2001  
 Harris, Chris DB Louisiana-Monroe 2012  
 Harris, DuJuan RB Troy 2011  
 Harris, Jeremy CB New Mexico St. 2014  
 Harris, Mike CB Florida State 2012-13  
 Harris, Nick P California 2011  
 Harrison, Ronnie S Alabama 2018-10  
 Hart, Larry DE Central Arkansas 2010  
 Harrington, Chris DE Texas A&M 2009  
 Harvey, Derrick DE Florida 2008-10  
 Haslam, Kevin OL Rutgers 2010  
 Hatchette, Matthew WR Langston 2003  
 Hauschka, Stephen K NC State 2020  
 Hawkins, Brent DE Illinois State 2006-07  
 Hayden, D.J. CB Houston 2018-20  
 Hayes, Geno LB Florida State 2013-14  
 Hayes, Tae CB Appalachian State 2019  
 Hayward, Reggie DE Iowa State 2005-09  
 Heath, T.J. CB Jacksonville St. 2011  
 Henderson, C.J. CB Florida 2020  
 Henderson, John DT Tennessee 2002-09  
 Hendricks, Tommy LB Michigan 2004  
 Henne, Chad QB Michigan 2012-17  
 Herndon, Jimmy OT Houston 1996  
 Herndon, Tre CB Vanderbilt 2018-20  
 Hill, Bronson RB Eastern Michigan 2016  
 Hill, Jordan DT Penn State 2016  
 Hill, Jason WR Washington State 2010-11  
 Holba, Colin LS Louisville 2017  
 Hollis, Mike PK Idaho 1995-2001  
 Holmes, Jaret PK Auburn 2001  
 Holt, Torry WR North Carolina St. 2009  
 Hood, Ziggy DT Missouri 2014  
 House, Davon CB New Mexico St. 2015-16  
 Howard, Chris RB Michigan 1998-2000  
 Howard, Desmond WR Michigan 1995  
 Hudson, Chris S Colorado 1995-98  
 Hughes, Nate WR Alcorn State 2008-09  
 Humphrey, Deon LB Florida State 2003  
 Hunter, Wayne OT Hawaii 2006  
 Huntington, Greg G/C Penn State 1995-97  
 Hurns, Allen WR Miami 2014-17  
 Hyde, Carlos RB Ohio State 2018

— I —

Ingram, Clint LB Oklahoma 2006-09  
 Ingram, Steve G/OT Maryland 1999  
 Inzer, Drew C/G Brown 2002  
 Irvin, Corvey DT Georgia 2011  
 Issac, Rod DD Middle Tenn. St. 2011  
 Ivory, Chris RB Tiffin 2016-17  
 Iwuh, Brian LB Colorado 2006-09

— J —

Jack, Myles LB UCLA 2016-20  
 Jackson, Chevis CB Louisiana State 2010  
 Jackson, Grady DT Knoxville 2007

Jackson, Jerrell WR Missouri 2012  
 Jackson, Lenzie WR Arizona State 1999  
 Jackson, Malik DL Tennessee 2016-18  
 Jackson, Willie WR Florida 1995-97  
 Jacobs, Leon LB Wisconsin 2018-20  
 Jacobs, Nic TE McNeese State 2014-15  
 James, William CB Western Illinois 2008  
 Janes, Ron FB Missouri 1998  
 Jennings, Rashad RB Liberty 2009-10,12  
 Jensen, Marcel TE Fresno State 2014  
 Jernigan, Timmy DT Florida State 2020  
 Joeckel, Luke OT Texas A&M 2013-16  
 Johnson, Anthony RB Notre Dame 2000  
 Johnson, Collin WR Texas 2020  
 Johnson, James-Michael LB Nevada 2015  
 Johnson, Josh CB Purdue 2016  
 Johnson, Kevin WR Syracuse 2003  
 Johnson, Patrick WR Oregon 2002  
 Johnson, Rob QB Southern Cal. 1995-97  
 Johnson, Storm RB Central Florida 2014  
 Johnson, Tommy CB Alabama 1995  
 Jones, Abry DT Georgia 2013-20  
 Jones, Brian TE Arkansas-Pine Bluff 2004-05  
 Jones, Charles TE Tulane 2019  
 Jones, Damon TE Southern Illinois 1997-2001  
 Jones, David CB Wingate 2010-11  
 Jones, George RB San Diego State 1998  
 Jones, Greg FB/RB Florida State 2004-12  
 Jones III, Greg LB Michigan State 2012  
 Jones, Josh S NC State 2020  
 Jones, Matt WR Arkansas 2005-08  
 Jones IV, Sidney CB Washington 2020  
 Jones-Drew, Maurice RB UCLA 2006-13  
 Jordan, Leander G/OT Indiana (Pa.) 2002  
 Jordan, Randy RB North Carolina 1995-97  
 Joseph, Elvis RB Southern 2001-02  
 Jurkovic, John DT Eastern Illinois 1996-98

— K —

Kadela, Dave OT Virginia Tech 2002  
 Kampman, Aaron DE Iowa 2010  
 Karim, Deji RB/KR Southern Illinois 2010-11  
 Keith, Craig TE Lenoir-Rhyne 1995  
 Kennedy, Jimmy DT Penn State 2008  
 Kessler, Cody QB USC 2018  
 King, Tavarres WR Georgia 2014  
 Kirtlew, Jammie DE Indiana 2011  
 Knight, Sammy S Southern Cal. 2007  
 Knighton, Terrance DT Temple 2009-12  
 Knox, Kyle LB Fresno State 2013  
 Koch, Aaron G/OT Oregon State 2000-02  
 Kopp, Jeff LB Southern Cal. 1996-98  
 Koyack, Ben TE Notre Dame 2016-19

— L —

Lageman, Jeff DE Virginia 1995-98  
 Lake, Carnell S UCLA 1999-2000  
 Lambo, Josh K Texas A&M 2017-20  
 Landolt, Kevin DT West Virginia 1999  
 Landri, Derek DT Notre Dame 2007-09  
 Landry, Dawan S Georgia Tech 2011-12  
 Lane, Austen DE Murray State 2010-12  
 Laro, Gordon TE Boston College 1995  
 Ledford, Dwayne G East Carolina 2000  
 Lee, Marqise WR Southern California 2014-19  
 Leftwich, Byron QB Marshall 2003-06  
 Lemon, Cleo QB Arkansas State 2008  
 Leonard, Matt DT Stanford 2003  
 Leroy, Emarlos DT Georgia 1999-2000  
 Lewis, Jermaine WR/KR Maryland 2003-04  
 Lewis, Mercedes TE UCLA 2006-17  
 Lewis, Patrick C Texas A&M 2013  
 Linder, Brandon C Miami 2014-20  
 Lindsey, Steve PK Mississippi 1999-2000  
 Lockett, Mike LB Florida Atlantic 2011  
 Locketey, Kevin WR Kansas State 2002  
 Logan, Ernie DE East Carolina 1995-96  
 Logan, Mike S West Virginia 1997-2000  
 Loston, Craig S Louisiana State 2014-15  
 Lotulelei, John LB Nevada-Las Vegas 2013,15  
 Love, Kyle DT Mississippi State 2013  
 Lowe, Omari CB Washington 2008  
 Lowery, Reggie LB Troy State 1998  
 Lowry, Dwight DB San Jose State 2011-13  
 Lowry, Calvin S Penn State 2008  
 Luton, Jake QB Oregon State 2020  
 Luzar, Chris TE Virginia 2002-03  
 Lynch, Aaron DE South Florida 2020

— M —

Mabin, Greg CB Iowa 2020  
 Mack, Stacey RB Temple 1999-2002  
 Mackenzie, Malafoefo FB Southern Cal. 2003

Maddox, Anthony DT Delta State 2004-05  
 Manning, Roy LB Michigan 2007  
 Manuwai, Vince G Hawaii 2003-10  
 Marks, Sen'Derrick DT Auburn 2013-16  
 Marler, Seth PK Tulane 2003  
 Marsh, Cassius LB UCLA 2020  
 Marsh, Curtis WR Utah 1995-96  
 Marshall, Brandon LB Nevada 2012  
 Marshall, Nick CB Auburn 2015  
 Martin, Jamie QB Weber State 1998,2000  
 Martin, Sherrod S Troy 2014  
 Marts, Lonnie LB Tulane 1999-2000  
 Mason, Eddie LB North Carolina 1998  
 Mason, Michael DE Kentucky State 2000  
 Massey, Robert CB NC Central 1996  
 Maston, Le'Shai FB/Baylor 1995-96  
 Mathis, Rashean CB/S Bethune-Cookman 2003-12  
 Maticisk, Ross LS Baylor 2020  
 Matthews, John WR San Diego 2010  
 Matthews, Steve QB Memphis 1997  
 Mayfield, Corey DT Oklahoma 1995  
 McBath, Darcel S Texas Tech 2011  
 McBride, Trumaine CB Mississippi 2011  
 McCaffrey, Max WR Duke 2017  
 McCardell, Keenan WR Nevada-Las Vegas 1996-2001  
 McClain, Jimmy LB Troy State 2004  
 McClendon, Jacques OL Tennessee 2013-14  
 McCown, Luke QB Louisiana Tech 2009-11  
 McCoy, Chris DE Middle Tennessee 2013  
 McCray, Bobby DE Florida 2004-07  
 McCray, Demetrius CB Appalachian State 2013-15  
 McCray, Lerentee LB Florida 2017-19  
 McCree, Marlon S Kentucky 2001-03  
 McDaniel, Tony DT Tennessee 2006-08  
 McDermott, KC OL Miami (Fla.) 2020  
 McDougle, Stockar G Oklahoma 2006-07  
 McElmurry, Blaine S Montana 1998-99  
 McGee, Scotty RS/CB James Madison 2010  
 McLaughlin, Chase K Illinois 2020  
 McManus, Tom LB Boston College 1995-99  
 McNichols, Jeremy RB Boise State 2019  
 McQuistan, Paul OL Weber State 2009  
 Meadors, Nate CB UCLA 2020  
 Means, Natrone RB North Carolina 1996-97  
 Meeks, Quenton CB Stanford 2018,2020  
 Meester, Brad C/G Northern Iowa 2000-13  
 Meier, Rob DL Washington State 2000-09  
 Mickens, Jaydon WR Washington 2017-18  
 Middleton, Doug S Appalachian State 2019-20  
 Middleton, William CB Furman 2009-12  
 Miller, Bronzell DE Utah 1995  
 Miller, Bruce FB Central Florida 2020  
 Miller, Craig S Utah State 2000  
 Miller, Drew C/G Florida 2008  
 Miller, Jim QB Michigan State 1997  
 Miller, Jordan DT Southern 2013  
 Miller, Roy DT Texas 2013-16  
 Miller, Zach TE Nebraska-Omaha 2009-11  
 Mills, Javor DE Auburn 2002  
 Mincey, Jeremy DE Florida 2006-08, 2010-13  
 Minshew II, Gardner QB Washington State 2019-20  
 Murrell, Anthony S Tuskegee 2003  
 Mitchell, Keith LB Texas A&M 2003  
 Mitchell, Pete TE Boston College 1995-98, 2002  
 Molden, Antwaun CB Eastern Kentucky 2012  
 Moncrief, Donte WR Mississippi 2018  
 Monroe, Eugene OT Virginia 2009-13  
 Moore, Will WR Texas Southern 1997-98  
 Moreau, Frank RB Louisville 2001  
 Moreland, Earthwind CB Georgia Southern 2001  
 Morgan, Aaron DE Louisiana-Monroe 2010,2012  
 Morrison, Kirk LB San Diego State 2010  
 Mosley, C.J. DT Missouri 2010-12  
 Murphy, Richard RB Louisiana State 2012  
 Myers, Jason K Marist 2015-17  
 Myslinski, Tom G Tennessee 1995  
 Myrick, Jalen CB Minnesota 2017

— N —

Naeole, Chris G Colorado 2002-08  
 Navarre, Jeremy DE Maryland 2009  
 Nelson, Reggie OT McNeese State 2000  
 Nelson, Reggie S Florida 2007-09  
 Nesbit, Jamar G South Carolina 2003  
 Neufeld, Ryan TE UCLA 2000  
 Neujahr, Quentin C Kansas State 1998-2000  
 Nevis, Drake DT Louisiana State 2013  
 Newsome, Jamar WR Central Florida 2011  
 Newton, Cecil DE Tennessee State 2009  
 Ngakoue, Yannick C Maryland 2016-19  
 Nickerson, Hardy MLB California 2000-01  
 Nickerson, Parry CB Tulane 2019  
 Nkang, Chad S Elon 2007-08



# ALL-TIME ROSTERS

Noble, Danny TE Toledo 2013  
 Nori, Mark OG Boston College 1997-98  
 Norman, Dennis C Princeton 2004-08  
 Nortman, Brad P Wisconsin 2016-17  
 Norris, Slade LB Oregon State 2010  
 Northcutt, Dennis WR Arizona 2007-08  
 Nortman, Brad P Wisconsin 2016  
 Norwell, Andrew OL Ohio State 2018-20  
 Novak, Jeff G/OT Southwest Texas St. 1995-98  
 Nowak, Drew OL Western Michigan 2013  
 Nurse, Josh S Utah 2020  
 Nwameri, Uche G Purdue 2007-13

## — O —

Odrick, Jared DL Penn State 2015-16  
 Ogden, Marques OL Howard 2003  
 Ogbuehi, Cedric OL Texas A&M 2019  
 Ogunbowale, Dare RB Wisconsin 2020  
 O'Leary, Nick TE Florida State 2019  
 Oliver, Josh TE San Jose State 2019  
 Olson, Erik S Colorado State 2000  
 O'mameh, Patrick OL Michigan 2016-18  
 Orr, Shantee LB Michigan 2007  
 Orzech, Matt LS Azusa Pacific 2019  
 Onobun, Fendi TE Houston 2011  
 Osgood, Kassim WR San Diego State 2010-11  
 O'Shaughnessy, James TE Illinois State 2017-20  
 Owens, Chad WR/KR Hawaii 2005-07  
 Owens, Montell FB Maine 2006-11  
 Owusu-Ansah, Akwasi S Indiana (Pa.) 2011  
 Overton, Matt LS Western Washington 2017-18  
 Ozigbo, Devine RB Nebraska 2019-20

## — P —

Palmer, Jordan QB Texas-El Paso 2012  
 Palmer, Tobais WR North Carolina State 2013  
 Parker, Chris RB Marshall 1997  
 Parker, Ricky CB San Diego State 1997  
 Parmele, Jalen RB Toledo 2012  
 Parnell, Jermey OT Mississippi 2015-18  
 Pashos, Tony OL Illinois 2007-08  
 Pasztor, Austin G Virginia 2012-14  
 Patmon, Tyler CB Oklahoma State 2017-18  
 Patterson, Elton DE Central Florida 2004  
 Paul, Niles TE Nebraska 2018  
 Paup, Bryce LB Northern Iowa 1998-99  
 Payne, Donald LB Stetson 2017-19  
 Payne, Seth DT Cornell 1997-2001  
 Pearman, Alvin RB Virginia 2005-06, 2008  
 Pearson, Mike OT Florida 2002-05  
 Pelshak, Troy LB North Carolina A&T 2000  
 Pendleton, Jeris DT Ashland 2012  
 Perryman, Ray ST Northern Arizona 2003-04  
 Peterson, Greg DT NC Central 2009  
 Peterson, Mike LB Florida 2003-08  
 Pettway, Kenny DE Grambling State 2006-07  
 Philcox, Todd QB Syracuse 1996  
 Phillips, Carroll DE Illinois 2017  
 Pierce, Bernard RB Temple 2015  
 Pinkard, Larry WR Old Dominion 2017  
 Pitts, Lafayette CB Pittsburgh 2017  
 Podlesh, Adam P Maryland 2007-10  
 Porter, Jerry WR West Virginia 2008  
 Porter, Sean LB Texas A&M 2016  
 Postluszny, Paul LB Penn State 2011-17  
 Posey, Jeff LB Southern Miss. 2001  
 Potter, Zach TE Nebraska 2009-12  
 Poutasi, Jeremiah OL Utah 2016  
 Price, Taylor WR Ohio 2011  
 Prince, Ryan TE Weber State 2001  
 Prioleau, Pierson S Virginia Tech 2008  
 Pritchett, Kelvin DT Mississippi 1995-98  
 Prosinski, Chris S Wyoming 2011-14  
 Pullard III, Hayes LB Southern California 2015-16  
 Pryor, Calvin S Louisville 2017

## — Q —

Quarterman, Shaquille LB Miami (Fla.) 2020  
 Quinn, Jonathan QB Middle Tenn. State 1998-2001  
 Quinn, Trey WR SMU 2020

## — R —

Rackley, Will G/C Lehigh 2011, 2013  
 Rainer, Wali MLB Virginia 2002  
 Ramsey, Jalen CB Florida State 2016-19  
 Ramsey, Patrick QB Tulane 2010  
 Ransom, Derrick DT Cincinnati 2004  
 Redmond, Jimmy WR McNeese State 2002-03  
 Reed, Chris OL Minnesota State 2016-18  
 Reid, Carauan DT Brown 2020  
 Reinsner, Allen TE Iowa 2013  
 Reyes, Tutan G Mississippi 2007-08

Reynolds, Craig RB Kutztown 2020  
 Reynolds, LaRoy LB Virginia 2013-15  
 Richardson, David CB Cal Poly-SLO 2004-06  
 Richardson, Will OL NC State 2018-20  
 Richie, David DE Washington 2000  
 Rivers, Gerald DE Mississippi 2013  
 Rison, Andre WR Michigan State 1996  
 Roberson, Chris CB Eastern Michigan 2005  
 Roberson, James DE Florida State 1999  
 Robinson, Allen WR Penn State 2014-17  
 Robinson, Cam OL Alabama 2017-20  
 Robinson, Corey OL South Carolina 2018  
 Robinson, Denard RB Michigan 2013-16  
 Robinson, Eddie LB Alabama State 1996-97  
 Robinson, James RB Texas 2020  
 Robinson, Josh CB Central Florida 2019  
 Robinson, Laurent WR Illinois State 2012  
 Robinson, Roderick QB Arkansas-Pine Bluff 2001  
 Rodgers, Stefan OT Lambuth 2008  
 Romberg, Brett C Miami (Fla.) 2003-05  
 Rosas, Aldrick K Southern Oregon 2020  
 Ross, Aaron CB Texas 2012  
 Ross, Daniel DT Northeast Mississippi 2001  
 Ross, Micah WR Jacksonvill 2001-03  
 Roth, Matt DE Iowa 2011  
 Royals, Mark P Appalachian St. 2003  
 Rucker, Martin TE Missouri 2011  
 Rush, Marcus LB Michigan State 2016  
 Ruskak, Brandon S Michigan 2020  
 Russell, Brian S San Diego State 2009  
 Russell, Dantavius DT Auburn 2019  
 Rutland, Kevin CB Missouri 2011-12  
 Ryan, Jake LB Michigan 2019

## — S —

Sadowski, Troy TE Georgia 1998  
 Salaam, Ephraim OT San Diego State 2004-05  
 Sample, James S Louisville 2015  
 Sanders, Ace WR/PR South Carolina 2013-14  
 Saubert, Eric RB Drake 2020  
 Schwartz, Bryan MLB Augustana (S.D.) 1995-99  
 Schobert, Joe LB Wisconsin 2020  
 Scobee, Josh PK Louisiana Tech 2004-14  
 Scott, Josiah CB Michigan State 2020  
 Searcy, Leon OT Miami (Fla.) 1996-2000  
 Seder, Tim PK Ashland (Ohio) 2002  
 Seferian-Jenkins, Austin TE Washington 2018  
 Selvie, George DE South Florida 2011-12  
 Sensabaugh, Gerald S North Carolina 2005-08  
 Session, Clint LB Pittsburgh 2011  
 Settles, Tawambi S Duke 1998  
 Seward, Adam LB Nevada-Las Vegas 2009  
 Sharon, Charles WR Bowling Green 2006  
 Shatley, Tyler OL Clemson 2014-20  
 Shaw, Bobby WR California 2002  
 Shaw, Tim LB Penn State 2008  
 Sheard, Jabaal DL Pittsburgh 2020  
 Shetton, Daimon FB Sacramento State 1997-2000  
 Shenault Jr., Laviska WR Colorado 2020  
 Sheppard, Ashley\* LB Clemson 1995  
 Shepherd, Gannon OT Duke 2000-01  
 Shipley, Jordan WR Texas 2012  
 Shorts III, Cecil WR Mount Union 2011-14  
 Shuler, Mickey TE Penn State 2014  
 Simmons, Clyde DE Western Carolina 1996-97  
 Sims-Walker, Mike WR Central Florida 2008-11  
 Skuta, Dan LB Grand Valley St. 2015-16  
 Slaughter, T.J. MLB Southern Miss. 2000-03  
 Smeenge, Joel DE Western Michigan 1995-2000  
 Smiley, Justin G Alabama 2010  
 Smith, Anthony S Syracuse 2009-10  
 Smith, Bryan LB McNeese State 2009  
 Smith, Chris DE Arkansas 2014-16  
 Smith, D'Anthony DT Louisiana Tech 2012  
 Smith, Daryl LB Georgia Tech 2004-12  
 Smith, Emanuel WR Arkansas 2000  
 Smith, Fernando DE Jackson State 1998  
 Smith, Jeff C Tennessee 2000-01  
 Smith, Jimmy WR Jackson State 1995-2005  
 Smith, Joe RB Louisiana Tech 2003  
 Smith, Larry DT Florida State 1999-2002  
 Smith, Malcolm LB USC 2019  
 Smith, Paul QB Tulsa 2008  
 Smith, Steve CB Oregon 2002  
 Smith, Telvin LB Florida State 2014-18  
 Smolko, Isaac TE Penn State 2007  
 Smoot, Dawuane DE Illinois 2017-20  
 Sorensen, Nick S Virginia Tech 2003-06  
 Soward, R. Jay WR Southern Cal. 2000-01  
 Spaight, Martrell LB Arkansas 2018  
 Spach, Stephen TE Fresno State 2012  
 Spence, Akeem DT Illinois 2019

Spencer, Charles OT Pittsburgh 2008  
 Spicer, Paul DE Saginaw Valley St. 2000-08  
 Spitz, Jason G/C Louisville 2011  
 Spurlock, Micheal WR Mississippi 2012  
 Stai, Brenden OT Nebraska 2000  
 Stambaugh, Phil QB Lehigh 2001  
 Stanley, Montavious DT Louisville 2006, 2009  
 Stanzi, Ricky QB Iowa 2013  
 Starks, Scott CB Wisconsin 2005-09  
 Stanback, Isaiah TE Washington 2012  
 Stanford, Julian LB Wagner 2012  
 Stephens, Santo LB Temple 1995  
 Stephenson, Cameron G Rutgers 2008  
 Sterling, Neal WR Monmouth 2015-16  
 Stewart, James RB Tennessee 1995-99  
 Stewart, Rayna S Northern Arizona 1999-2000  
 Stith, Shyrene RB Virginia Tech 2000  
 Stokes, J.J. WR UCLA 2003  
 Storz, Erik LB Boston College 1998-2000  
 Stovall, Maurice TE Notre Dame 2012  
 Streeter, Tommy WR Miami 2014  
 Strong, Jaelen WR Arizona State 2017  
 Stroud, Marcus DT Georgia 2001-07  
 Studstill, Darren S West Virginia 1995-96  
 Stupar, Nate LB Penn State 2013  
 Swaim, Geoff TE Texas 2019  
 Swift, Michael CB Austin Peay 2000

## — T —

Ta'ufo'ou, Will FB California 2012-14  
 Tarle, Jim PK Arkansas State 2000-01  
 Taylor, Cordell CB Hampton 1998  
 Taylor, Fred RB Florida 1998-2008  
 Taylor, Herb G Texas Christian 2012  
 Taylor, Jawaan OL Florida 2019-20  
 Taylor, Kerry WR Arizona State 2013  
 Taylor, Shannon LB Virginia 2003  
 Terrell, Daryl G/OT Southern Miss. 2002  
 Terry, Adam OT Syracuse 2010  
 Terry, Corey LB Tennessee 1999  
 Thomas, Daniel S Auburn 2020  
 Thomas, Dave CB Tennessee 1995-99  
 Thomas, Edward LB Georgia Southern 2000-02  
 Thomas, J.T. LB West Virginia 2013-14  
 Thomas, Julius TE Portland State 2015-16  
 Thomas, Kiwaukeeb CB Georgia Southern 2000-04  
 Thomas, Lamaar WR New Mexico 2013  
 Thomas, Mike WR Arizona 2009-12  
 Thomas, Pat LB North Carolina St. 2005-07  
 Thomas, Tra OT Florida State 2009  
 Thompson, Chris CB Nicholls State 2004  
 Thompson, Chris RB Florida State 2020  
 Thompson, Lamont S Washington State 2007  
 Thompson, Mike DT Wisconsin 1995  
 Thompson, Peyton CB San Jose State 2014-17  
 Threats, Jabbar DE Michigan State 1997-98  
 Tillman, Cedric WR Alcorn State 1995  
 Tinker, Carson LS Alabama 2013-18  
 Todman, Jordan RB Connecticut 2012-14  
 Toeffield, LaBrandon RB Louisiana State 2003-07  
 Toston, Keith RB Oklahoma State 2012  
 Trapp, James CB Clemson 2003  
 Tripp, Jordan LB Montana 2015  
 Trent, Morgan CB Michigan 2011  
 Tuaolo, Esera DT Oregon State 1997  
 Tuipala, Joseph MLB San Diego State 2001-02  
 Turk, Matt P Wisc.-Whitewater 2011  
 Tylski, Rich OG Utah State 1996-99

## — U —

Underwood, Tiquan WR Rutgers 2009-10  
 Upshaw, Regan DE California 1999

## — V —

Venzke, Patrick OT Idaho 2001  
 Vallos, Steve C/G Wake Forest 2012

## — W —

Wade, John C Marshall 1998-2002  
 Wade, Todd OL Mississippi 2008  
 Walker, Gary DT Auburn 1999-2001  
 Walker, Josh OL Middle Tenn. St. 2017-18  
 Walker, Michael WR Boston College 2019  
 Wallace-Simms, Tre'Vour OL Missouri 2020  
 Walters, Bryan WR Cornell 2015-16  
 Warren, Terrence WR Hampton 1995  
 Washington, Chauncey RB Southern Cal. 2008  
 Washington, Dewayne CB North Carolina St. 2004  
 Washington, Mickey CB Texas A&M 1995-96  
 Washington, Patrick FB Virginia 2001-02  
 Washington, Tony WR Appalachian St. 2015-16



# ALL-TIME ROSTERS

Watson, Dekoda	LB	Florida State	2014
Weatherford, Steve	P	Illinois	2008
Webb, Dee	CB	Florida	2006
Wells, Josh	OT	James Madison	2014, 16-18
Wesley, Joe	LB	Louisiana State	2001
West, Chastin	WR	Fresno State	2011
Westbrook, Dede	WR	Oklahoma	2017-20
Westmoreland, Eric	LB	Tennessee	2001-03
Wheatley, Terrence	CB	Colorado	2010
Wheeler, Damen	CB	Colorado	2001
Whimper, Guy	OT	East Carolina	2010-12
White, Chris	DE	Southern	1999
White, Jose	DE	Howard	1996-98
White, Reggie	RB	Oklahoma State	2001
White, Tracy	LB	Howard	2005
Whitfield, Bob	OT	Stanford	2004
Whitted, Alvis	WR	North Carolina St.	1998-2001
Widell, Dave	C	Boston College	1995-97
Wiegert, Zach	G/OT	Nebraska	1999-2002
Wilds, Brandon	RB	South Carolina	2018
Wiley, Marcellus	DE	Columbia	2005-06
Wilford, Ernest	TE/WR	Virginia Tech	2004-07, 2009-10
Wilkinson, Bruce	OT	Tennessee	1995
Williams, Brian	CB	North Carolina St.	2006-08
Williams, Dave	RB	Arkansas	2018
Williams, D.J.	TE	Arkansas	2013
Williams, James	LB	Mississippi State	1995
Williams, Jermaine	FB	Houston	2000
Williams, Julius	DE	Connecticut	2009
Williams, Lamazner	DE	Minnesota	1998
Williams, Mark	LB	Ohio State	1995
Williams, Maurice	OT/G	Michigan	2001-09
Williams, Quincy	LB	Murray State	2019-20
Williams, Randal	WR	New Hampshire	2001
Williams, Reggie	WR	Washington	2004-08
Williams, Sammy	OT	Oklahoma	2003
Williams, Stephen	WR	Toledo	2013
Williams, Teddy	CB	Texas-San Antonio	2014
Williams, Thomas	LB	Southern Cal.	2008
Williamson, Troy	WR	South Carolina	2008-09
Wilson, Jarrod	S	Michigan	2016-20
Wilson, John Parker	QB	Alabama	2012
Wimbush, Derrick	RB/WR	Fort Valley State	2005-06
Winborn, Jamie	LB	Vanderbilt	2005
Wingard, Andrew	S	Wyoming	2019-20
Wisniewski, Stefan	C	Penn State	2015
Witherspoon, Brian	CB	Stillman	2008-09
Woods, D'Juan	WR	Oklahoma State	2008
Wright, George	TE	Oregon	2003-08
Wright, Brandon	K	Georgia State	2020
Wright, Kenny	CB	Northwestern St.	2005
Wyche, James	DE	Syracuse	2006-09
Wynn, Renaldo	DT	Notre Dame	1997-2001
Wynn, Shane	WR	Indiana	2016

## — Y —

Yeldon, T.J.	RB	Alabama	2015-18
Yoder, Todd	TE	Vanderbilt	2004-05
Youboty, Ashton	CB	Ohio State	2011
Young, David	S	Georgia Southern	2003
Young, Sam	OL	Notre Dame	2013-15

## — Z —

Zahursky, Steve	OT	Kent State	2001
Zelenka, Joe	TE/LS	Wake Forest	2001-08

\*\* Cobb, Cornish and Sheppard were on the expanded 56-man roster (for expansion teams) during the first three weeks of the 1995 season.

## INJURED RESERVE

(never on 53-man roster)

Acker, Kenneth	CB	Southern Methodist	2018
Bennett, Michael	DT	Ohio State	2016
Brackett, Brett	TE	Penn State	2012
Brock, Tramaine	CB	Bellhaven	2020
Brown, Leon	RB	Eastern Kentucky	1995
Chambers, Derrick	G/OT	Florida	2002
Chustz, Joe	OT	Louisiana Tech	2000
Connolly, Dan	G	SE Missouri State	2006
Copeland, Damian	WR	Louisville	2014
Corner, Reggie	CB	Akron	2012
Cotrone, Anthony	FB	Maine	2008
Davis, Jim	DE	Virginia Tech	2006
Doss, Tandon	WR/PR	Indiana	2014
Ewing, Bradie	FB	Wisconsin	2014
Fisher, John	DB	Western Missouri	1996
Fowler Jr., Dante	DE	Florida	2015
Gaffney, Tyler	RB	Stanford	2017
Greene, Donnell	OL	Minnesota	2019
Greene Sr., Rashad	WR	Florida State	2017
Harris, Jeremy	CB	New Mexico State	2013

Harper, Jarrod	S	West Virginia	2017
Horrocks, Theo	DT	Vanderbilt	2008
Hughes, Michael	DT	UNLV	2018
Ijalana, Ben	OL	Villanova	2019
Jackson, Al	CB	Georgia	1995
Jordan, Reggie	TE	Missouri Western St.	2014
Keiaho, Freddy	LB	San Diego State	2010
Lewis, Jonathan	DT	Virginia Tech	2008
Lotulelei, John	LB	UNLV	2014
Mathers, I'Tavius	RB	Middle Tenn. St.	2017
Mays, Devante	RB	Utah State	2019
McDermott, KC	OL	Miami (Fla.)	2019
McGowan, Taj	RB	UCF	2019
Milhim, Stephane	OL	Massachusetts	2013
Mills, Javor	DE	Auburn	2003
Myles, Tywain	DT	Tarleton State	2008
Morabito, Tim	DT	Boston College	2002
Murphy, Richard	RB	Louisiana State	2011
Onobun, Fendi	TE	Houston	2014
Onwuallu, James	LB	Notre Dame	2017
Patterson, Elton	DE	Central Florida	2006
Price, Brian	DE	UTSA	2020
Price, Marcus	G	Louisiana State	1995
Price, Taylor	WR	Ohio	2013
Reynolds, Rashaad	CB	Oregon State	2014
Rivera, Mychal	TE	Ohio State	2017
Roberson, Chris	CB	Eastern Michigan	2006
Staughter, Nathan	WR	West Texas A&M	2014
Smith, Brian	DE	Missouri	2007
Smith, Tevaun	WR	Iowa	2018
Tinker, Carson	LS	Alabama	2017
Veldman, Matt	TE	North Dakota St.	2012
Wells, Josh	OT	James Madison	2015
Whitehead, Terrell	FS	Norfolk State	2010-11
Williams, Mike	OT	Texas	2006
Williams, Tony	DT	Memphis	2006
Ziemann, Chris	OT	Michigan	2002
Williams, Mike	OT	Texas	2006

## PRACTICE SQUAD

DE Nathaniel Adibi (2004), RB Rich Alexis (2004), RB David Allen (2002-03), DT Eli Ankou (2019), OL Ka'John Armstrong (2019), WR Chad Askew (1997), LB Stevie Baggs (2005), WR Rasheed Bailey (2015), DE Troy Bailey (1999), DB Travarius Bain (2008), WR Donnell Baker (1997), TE Brandon Barden (2013), DT David Barnard (1997), QB Richard Bartel (2009), WR Tyler Beilers (2011), TE E.J. Bibbs (2016), LB Keishawn Bierria (2019), OL Evan Boehm, OT Cody Booth (2014), CB Breon Borders (2018), TE Brett Brackett (2011), OT Mark Bristol (2002), RB Jason Brookins (2000), CB Chris Brown (2003), TE Chris Brown (2008), RB Jordan Brown (2019), OT Lester Brown (2005), OT Sean Bubin (2004), WR Chad Bumphis (2013), CB Marcus Burley (2013), OL George Bussey (2011), OT Andrew Carnahan (2007-08), TE Mike Caussin (2010), CB Chris Chancellor (2010), RB Shaun Chapas (2013), WR Matt Cherry (2004), OT Ronald Cherry (1996), LB Sedric Clark (1996), DT James Clyburn (1998), TE Colin Cloherty (2011), RB DeAndre Cobb (2006), DT Rodney Coe (2016), DT DeAndre Coleman (2014), RB Leroy Collins (1999), DE Jomo Cousins (2000), PK Brandon Coutu (2011), RB Nathan Cottrell (2010), LB Jamal Cox (1995), DL Walter Curry (2005, 2007), S Matt Daniels (2014), TE Charles Davis (2007-08), WR Chris Davis (2005), LB Deshaun Davis (2019), G Konrad Dean (2003), CB Dee Delaney, LB Nick DeLuca, WR Clarence Denmark (2009-10), S Antonio Dennard (2012), CB John Destin (2010), DE Hunter Dimick (2017), OT Seth Dittman (1996), QB Ben Dougherty (2006), WR Keelan Doss (2019), WR Henry Douglas (2001), C Tommie Draheim (2012), WR Damon Dunn (1998), OL Michael Dunn (2018), LB Brooks Ellis (2017), LS Andrew Economos (2005), OL Kadeem Edwards (2015), TE Michael Egnew (2014), DT Daniel Ekuale (2020), TE Ben Ellefson (2020), TE Greg Estandia (2006), S Matt Estrada (2011), LB Nate Evans, WR Shaq Evans (2015), TE Michael Flacco (2014), TE Matt Flanagan (2020), G Derrick Fletcher (2004), WR Richmond Flowers (2001), OT Mike Flynn (1997), DE Randy Garner (2001), OT Ryan Gibbons (2006-07), LB Joe Giles-Harris (2019-20), WR Terry Godwin (2019-20), WR Brittan Golden (2012), DE Harold Gragg (1997), CB Doran Grant QB Quinn Gray (2003), OG Andrew Greene (1998), TE David Grinnage (2017-18), OT Sam Gutekunst (2007), C/G Brock Gutierrez (1998), DE Omari Hand (2004), WR Darren Hall (1999), G D.J. Hall (2012), WR Josh Hammond (2020), OL Blake Hance (2019), DE Chuck Harris (2019), LB Jerrell Harris (2012), CB Tae Hayes (2019), CB Amari Henderson (2020), TE Darius Hill (2010), LB Tyrone Hines (1997), OL Jared Hilbers (2020), CB Curtis Holcomb (2012), G Tam Hopkins (2001), G Tyrone Hopson (2001), WR Mike Horacek

(2000), WR Harrison Houston (1995), WR Bug Howard (2020), LB Aaron Humphrey (2002), QB Nate Hybl (2005), WR Marcus Jackson (2013), CB Talmadge Jackson (2011), LB Richard Jarvis (2018), DL Lyndon Johnson (2018), TE Charles Jones (2019), LB Joshua Jones (2012), CB Sidney Jones IV, RB Henry Josey (2014), DE Michael Josiah (2003), RB Morgan Kane (2000), OL Nila Kasitati (2016), C David Kempfert (1999), FB Eric Kettani (2014), DT Darius Kilgo (2017), CB Brandon King (2012), LB James Kinney (2005), LB Raphael Kirby (2016), TE Ben Koyack (2015), DB Jamar Landrom (2006), RB Keon Lattimore (2008), WR Rashad Lawrence (2015), WR Allen Lazard (2018), LB Boris Lee (2010), QB Tanner Lee (2018), RB Steve Lee (1997), DT Matt Leonard (2003), WR Jordan Leslie (2015), CB Korey Lindsey (2012), QB Chase Litton (2019), WR Lance Long (2010), CB Clarence Love (1999), OL DeMarcus Love (2013), DT Anthony Maddox (2004), LB Kevin Malast (2011), WR Charly Martin (2011), DT Jeff Marriott (2000), C Tim Mattran (2008), DE Tom McCarthy (2011), DE Chris McCoy (2013), LB Ryan McCoy (1995), OL KC McDermott (2018-20), CB Walter McFadden (2011), OL Garrett McGhin (2020), WR Mekale McKay (2016), OT Pete McMahon (2006), CB Quenton Meeks (2018), S Doug Middleton (2019), S Charlie Miller (2017), OT Patrick Miller (2015), CB Prince Miller (2012), T Andrew Mitchell (2012), LB Mike Mohamed (2012), TE Rod Monroe (2000), DT Dre Moore (2010), QB Stephen Morris (2014), CB Rashod Moulton (2007-08), LB Lamar Myles (2008-09), CB Parry Nickerson (2019), DT Louis Nix (2016), WR Ramondo North (2001-02), QB Keith Null (2010), DE Gabe Nyenhuis (2004), TE Tevita Ofahengue (2001), CB Jason Olford (2002), OT Chris Oltmanns (1996), TE Schuyler Oordt (2011), OT Jonathan Palmer (2010), WR Corey Parchman (2002), RB Chris Parker (1996), RB Allen Patrick (2009), LB Joe Pawelek (2011), OT Erik Pears (2010), RB Pepe Pearson (1998), S Kevin Peoples (1999), DE Will Periac (2013), S Ray Perryman (2003), LB Duke Pettijohn (2002), OL Austen Pleasants (2020), OL Ryan Poe (2019), TE Zach Potter (2009), WR Walt Powell (2017), DT Brian Price (2019), FB Lonnie Pryor (2013), DT Kommonyan Quay (2010), WR Trey Quinn (2020), LB Curtis Randall (2003), QB Brett Ratliff (2010), S C.J. Reavis (2018), WR Jimmy Redmond (2001), G Chris Reed (2015), DE D'Andre Reed (2013), LB Moses Regular (1996), DL Carauan Reid (2020), QB Lester Ricard (2007), C Brett Romberg (2003, 2006), WR Jabin Sambrano (2013), RB Bo Scarbrough (2018), QB Matt Scott (2013), DT Richard Seals (2000), CB Sammy Seamster (2017), WR Charles Sharon (2007), DE Jason Simmons (1995), TE Gannon Sinclair (2016), DT Henry Smith (2008), RB Joe Smith (2003), DE Quanterus Smith (2015), LB Sutton Smith (2019), WR Tevaun Smith (2017), TE Matt Sokol (2019), LB Brandon Southward (1999), WR Fred Stamps (2005), G Cameron Stephenson (2009), G Barry Stokes (1996), DE Rahmaan Streater (1999), G Joe Tate (2004), DE Josh Taves (1996), WR Kerry Taylor (2014), S Steven Terrell (2013), RB D.D. Terry (2007), WR Ryan Thelwell (1999), OL Brandon Thomas (2017-18), RB Malcolm Thomas (1997-98), TE Mark Thomas (1998), LB Todd Thomas (2015), LB Cedric Thornton (1996), LB Deryck Toles (2004), OT Arturo Uzdavinis (2016), C Bradley Vierling (2010-11), OT Keith Wagner (1996), WR Michael Walker (2019), LB Al Wallace (1997), OL Tre'Vour Wallace-Simms (2020), G Chad Ward (2001), OT Craig Warren (1997), WR Tony Washington (2014), CB Brandon Watson (2019), FB Lee Webb (2005), LB Marcus Whitfield (2014), WR Huey Whittaker (2004), RB Brandon Wilds (2017), DE Seante Williams (2004), WR Damion Willis (2020), S Earl Wolf (2015), K Brandon Wright (2020), DT Gabe Wright (2020), CB Lou Young (2014), WR Terrell Zachery (2011), DB Jonathan Zenon (2008)

## HEAD COACHES

Tom Coughlin	Syracuse	1995-2002
Jack Del Rio	Southern California	2003-2011
Mel Tucker	Wisconsin	2011
Mike Mularkey	Florida	2012
Gus Bradley	North Dakota State	2013-2016
Doug Marrone	Syracuse	2016-20
Urban Meyer	Cincinnati	2021



# ALL-TIME ROSTERS

## ASSISTANT COACHES

Ben Albert	Massachusetts	2010
Ken Anderson	Augustana	2003-06
Matt Applebaum	Connecticut	2014
Mark Asanovich	St. Cloud State	2003-08
<b>Chris Ash</b>	<b>Drake</b>	<b>2021</b>
Craig Aukerman	Findlay	2011-12
Bob Babich	Tulsa	2013-15
Joe Baker	Princeton	1995-98
John Benton	Colorado State	2016
<b>Darrell Bevell</b>	<b>Northern Arizona</b>	<b>2021</b>
Brandon Blaney	Youngstown State	2011-13
John Bonamego	Central Michigan	1999-2002, 12
Rob Boras	DePauw	2010-11
Paul Boudreau	Boston College	2003-05
<b>Tyler Bowen</b>	<b>Fordham</b>	<b>2021</b>
Bob Bratkowski	Washington State	2012
David Bullocks	Nebraska	2016
Luke Butkus	Illinois	2013-14
Earnest Byner	East Carolina	2010-11
Dave Campo	Central Connecticut State	2005-07
Dom Capers	Mount Union (Ohio)	1999-2000, 2019
Pete Carmichael	Montclair State	1995-99
<b>Mark Collins</b>	<b>East Tennessee State</b>	<b>2017-20</b>
Johnny Cox	Fort Lewis (Colo.)	2009-11
Sylvester Croom	Alabama	2012
<b>Joe Cullen</b>	<b>Massachusetts</b>	<b>2010-12, 2020</b>
<b>Joe Danna</b>	<b>Central Michigan</b>	<b>2017-21</b>
<b>Joe DeCamillis</b>	<b>Wyoming</b>	<b>2007-08, 17-20</b>
John DeFilippo	James Madison	2019
John Donovan	John Hopkins	2016-19
Mark Duffner	William & Mary	2006-13
Les Ebert	Minnesota-Duluth	2004-08
Randy Edsall	Syracuse	1995-97
Mike Eubanks	Wisconsin-Eau Claire	2010-11
Perry Fewell	Lenoir-Rhyne	1998-2002, 17-18
Jedd Fisch	Florida	2013-14
Greg Finnegan	Cornell	1998-2002
Pat Flaherty	East Stroudsburg	2017-18
Frank Gansz	Navy	2000-01
<b>Quinton Ganther</b>	<b>Utah</b>	<b>2021</b>
Jason George	Manitoba	2009-11
<b>Tony Gilbert</b>	<b>Georgia</b>	<b>2020-21</b>
Kevin Gilbride	Southern Connecticut State	1995-96
Matt Griffin	New Hampshire	2010-11
<b>Jay Gruden</b>	<b>Louisville</b>	<b>2020</b>
Nathaniel Hackett	U.C. Davis	2016-18
Mike Haluchak	Southern California	2003-04
Ray Hamilton	Oklahoma	2003-07
Alex Hampton	Deakin	2013-16
<b>Will Harriger</b>	<b>Auburn</b>	<b>2021</b>
Paul Haynes	Kent State	2001
Scottie Hazelton	Fort Lewis	2014
Andy Heck	Notre Dame	2004-12
Donnie Henderson	Utah State	2008
Ron Heller	Penn State	2010-11
Josh Hingst	Nebraska	2012
Fred Hoaglin	Pittsburgh	1997-2001
Marion Hobby	Tennessee	2017-18
Todd Howard	Texas A&M	2003-05
Jeff Hurd	Fort Hays (Kan.) State	1995-97
John Hufnagel	Penn State	2002
Jerald Ingram	Michigan	1995-2002
Dick Jauron	Yale	1995-98
Bobby Johnson	Miami (Ohio)	2012
Nate Kaczor	Utah State	2008-11
Sean Karpf	Jacksonville	2014-20
Thom Kaumeyer	Oregon	2008-11
Lane Kiffin	Fresno State	2000
Monte Kiffin	Nebraska	2016
Larry Kirksey	Eastern Kentucky	2003
Ty Knott	Oregon Tech	2002
Dirk Koetter	Idaho State	2007-11
<b>Sanjay Lal</b>	<b>University of Washington</b>	<b>2021</b>
Jess Langvardt	Sterling	2013-20
Bob Ligashesky	Indiana (Pa.)	2004
Anthony Lomando	Cal Poly-SLO	2010-11
<b>Sterling Lucas</b>	<b>North Carolina State</b>	<b>2021</b>
<b>Tosh Lupoi</b>	<b>University of California</b>	<b>2021</b>
Anthony Lynn	Texas Tech	2003-04
Mike Mallory	Michigan	2013-20
Doug Marrone	Syracuse	2015-16
Mike Maser	Buffalo	1995-2002

Ben McAdoo	Indiana University of Pa.	2020
Keenan McCardell	Maryland	2017-19
Paul McCord	Western Maryland	2003
Marlon McCree	Kentucky	2012
Garrick McGee	Oklahoma	2000-01
John McNulty	Penn State	1998-2002
Mark Michaels	Connecticut	2005-06
Ron Middleton	Auburn	2013-20
Scott Milanovich	Maryland	2017-18
Gary Moeller	Ohio State	2001
Ted Monachino	Missouri	2006-09
Todd Monken	Knox College	2007-10
Patrick Mularkey	Clemson	2012
Bill Musgrave	Oregon	2003-04
Tom Myslinski	Tennessee	2012-20
Nick Nicolau	Southern Connecticut State	1995-96
Chris O'Hara	Miami (Fla.)	2014-16, 20
Tony Oden	Baldwin-Wallace	2012
Greg Olson	Central Washington	2012, 15-16
<b>Zach Orr</b>	<b>North Texas</b>	<b>2021</b>
Chris Palmer	Southern Connecticut State	1997-98
Jerry Palmieri	Montclair State	1995-2002
<b>Bernie Parmalee</b>	<b>Ball State</b>	<b>2021</b>
Larry Pasquale	Bridgeport (Conn.)	1995-99
John Pease	Utah	1995-2002
Jake Peetz	Nebraska	2012
Bob Petrino	Carroll (Mont.)	1999-2001
Kennedy Pola	Southern California	2005-09
<b>Carlos Polk</b>	<b>Nebraska</b>	<b>2021</b>
Mike Priefer	Navy	2002
Eric Price	Weber State	2017-20
Robert Prince	Humboldt State	2007-08
Ron Prince	Appalachian State	2012
Russ Purnell	Whittier College	2009-11
Jason Rebrovich	SUNY Cortland	2017-20
<b>Patrick Reilly</b>	<b>SUNY Cortland</b>	<b>2021</b>
Alvin Reynolds	Indiana State	2003-07
Terry Richardson	Syracuse	2013-14
Luke Richesson	Kansas	2009-11
Alfredo Roberts	Miami (Fla.)	2003-06
Denard Robinson	Michigan	2020
Terry Robiskie	LSU	2019-20
Pete Rodriguez	Western State	2004-06
Mike Rutenberg	Cornell	2013-19
Robert Saleh	Northern Michigan	2014-16
Frank Scelfo	Northeast Louisiana	2013-14
<b>Cedric Scott</b>	<b>Southern Mississippi</b>	<b>2012-21</b>
<b>Brian Schottenheimer</b>	<b>Florida</b>	<b>2021</b>
Lucious Selmon	Oklahoma	1995-2002
Steve Shafer	Utah State	2003-04
Dan Shamash	Carnegie Mellon	2014-16
Mike Sheppard	California Lutheran	2011
Mike Shula	Alabama	2007-10
Charlie Skalaski	Florida	2012
Kelly Skipper	Fresno State	2016
Matthew Smiley	Illinois	2013-16
Carl Smith	Cal Poly-SLO	2005-06
Mike Smith	East Tennessee	2003-07
<b>Nick Sorenson</b>	<b>Virginia Tech</b>	<b>2021</b>
Tony Sorrentino	The College of New Jersey	2013-16
Tony Sparano	New Haven (Conn.)	2002
Tony Sparano Jr.	Albany	2017-20
Paul Spicer	Saginaw Valley State	2012
<b>Charlie Strong</b>	<b>Central Arkansas</b>	<b>2021</b>
Dwayne Stukes	Virginia	2019-20
Jerry Sullivan	Delta State	2012-16
Mike Sullivan	Army	2002-03
Bob Sutton	Eastern Michigan	2021
Steve Szabo	Navy	1995-2002
Mike Tice	Maryland	2006-09
Mel Tucker	Wisconsin	2009-12
Cory Undlin	California Lutheran	2009-11
Brian VanGorder	Wayne State	2005
DeWayne Walker	Minnesota	2013-16
Steve Walters	Arkansas	2005-06
<b>George Warhop</b>	<b>Cincinnati</b>	<b>2019-21</b>
Todd Wash	North Dakota State	2013-20
<b>Todd Washington</b>	<b>Virginia</b>	<b>2020</b>
Tyrone Wheatley	Michigan	2017-18
<b>Tim Walton</b>	<b>Ohio State</b>	<b>2019-21</b>
Aaron Whitecotton	South Carolina	2013-16
Gregg Williams	Northeast Missouri State	2008
Tom Williams	Washington	2007-08

<b>Tyler Wolf</b>	<b>Tennessee</b>	<b>2013-21</b>
George Yarno	Washington State	2013

**BOLD SIGNIFIES A CURRENT MEMBER OF THE COACHING STAFF AS OF THE BEGINNING OF THE 2021 SEASON.**

## STARTING QUARTERBACKS

Year	Quarterback	Record
1995	Steve Beuerlein	1-5
	Mark Brunell	3-7
1996	Mark Brunell	9-7
1997	Mark Brunell	9-5
	Rob Johnson	1-0
	Steve Matthews	1-0
1998	Mark Brunell	10-3
	Jamie Martin	0-1
	Jonathan Quinn	1-1
1999	Mark Brunell	13-2
	Jay Fiedler	1-0
2000	Mark Brunell	7-9
2001	Mark Brunell	6-9
	Jonathan Quinn	0-1
2002	Mark Brunell	6-9
	David Garrard	0-1
2003	Mark Brunell	0-3
	Byron Leftwich	5-8
	Byron Leftwich	8-6
	David Garrard	1-1
2005	Byron Leftwich	8-3
	David Garrard	4-1
2006	Byron Leftwich	3-3
	David Garrard	5-5
2007	David Garrard	9-3
	Quinn Gray	2-2
2008	David Garrard	5-11
2009	David Garrard	7-9
2010	David Garrard	8-6
	Todd Bouman	0-1
	Trent Edwards	0-1
2011	Blaine Gabbert	4-10
	Luke McCown	1-1
2012	Blaine Gabbert	1-9
	Chad Henne	1-5
2013	Chad Henne	4-9
	Blaine Gabbert	0-3
2014	Blake Bortles	3-10
	Chad Henne	0-3
	Blake Bortles	5-11
2015	Blake Bortles	3-13
2016	Blake Bortles	10-6
2017	Blake Bortles	3-9
2018	Blake Bortles	2-2
	Cody Kessler	6-6
<b>2019</b>	<b>Gardner Minshew II</b>	<b>0-4</b>
2019	Nick Foles	1-7
2020	Gardner Minshew II	0-5
	Mike Glennon	0-3
	Jake Luton	0-3





# ALL-TIME ROSTERS

Delone Carter .....2013  
 Jalen Parmele .....2012  
 T.J. Heath .....2011  
 Trumaine McBride .....2011  
 Chauncey Washington .....2008  
 Lamont Thompson .....2007  
 Alvin Pearman .....2005-06  
 David Allen .....2003  
 Stacey Mack .....1999-2002  
 Zack Crockett .....1998  
 Roger Graham .....1996  
 Reggie Cobb .....1995

## 35

Parry Nickerson .....2019  
 Jarrod Harper .....2017  
 Demetrius McCray .....2013-15  
 Keith Toston .....2012  
 Deji Karim .....2010-11  
 Deke Cooper .....2003-05  
 Elvis Joseph .....2001-02  
 Le'Shai Maston .....1995-96

## 36

**LUQ BARCOO ..... 2020**  
 Ronnie Harrison .....2018-19  
 Sherrod Martin .....2014  
 Antwaun Molden .....2012  
 Courtney Greene .....2009-11  
 Isaiah Gardner .....2008  
 Derrick Wimbush .....2005-06  
 Renard Cox .....2001  
 Ron Janes .....1998  
 Ryan Christopherson .....1995-96

## 37

**TRE HERNDON ..... 2019-20**  
 Johnathan Cyprien .....2013-16  
 Morgan Trent .....2011  
 Sean Considine .....2009-10  
 Calvin Lowry .....2008  
 Deon Grant .....2004-06  
 David Young .....2003  
 Carnell Lake .....1999-2000  
 Chris Hudson .....1996-98

## 38

C.J. Reavis .....2018  
 Brandon Wilds .....2018  
 Sergio Brown .....2015  
 Tommie Campbell .....2014  
 Antwon Blake .....2012  
 C.C. Brown .....2011  
 Darcel McBeth .....2011  
 Brian Witherspoon .....2008-09  
 Chris Roberson .....2005-06  
 Dan Alexander .....2002  
 Blaine McElmurry .....1998-99  
 Mike Dumas .....1995

## 39

Doug Middleton .....2019-20  
 Tashaun Gipson Sr. ....2016-18  
 Richard Murphy .....2012  
 Alvin Pearman .....2008  
 Chris Parker .....1997

## 40

**BRANDON RUSNAK ..... 2019-20**  
 Tommy Bohanon .....2017-18  
 DuJuan Harris .....2011  
 Rich Alexis .....2005  
 Malaefoe MacKenzie .....2003  
 Robert Massey .....1996  
 Gordon Laro .....1995

## 41

**JOSH ALLEN ..... 2019-20**  
 Tre Herndon .....2018  
 Nick Marshall .....2015  
 Akwasi Owusu-Ansah .....2011  
 Tyrone Brackenridge .....2009-10  
 Nick Sorensen .....2003-06  
 Kiwaukee Thomas .....2000-02  
 Dave Thomas .....1995-99

## 42

**ANDREW WINGARD ..... 2019-20**  
 Barry Church .....2017-18  
 Chris Prosinski .....2011-14  
 Gerald Alexander .....2009-10  
 Chad Nkang .....2007-08  
 Jamaal Fudge .....2006  
 Anthony Mitchell .....2003  
 James Boyd .....2001-02  
 Chad Dukes .....2000

Ricky Bell .....1996

## 43

Joe Giles-Harris .....2019-20  
 Quenton Meeks .....2018  
 i'Tavius Mathers .....2017  
 Chris Harris .....2012  
 Gerald Sensabaugh .....2005-08  
 Jermaine Williams .....2000  
 George Jones .....1998

## 44

**MYLES JACK ..... 2016-20**  
 Brock Bolen .....2009-11  
 Marc Edwards .....2003-04  
 Bryan Dickerson .....1995

## 45

**K'LAVON CHAISSON ..... 2020**  
 Matt Overton .....2017-18  
 Will Ta'ufu'ou .....2012-14  
 Chris Fuamatu-Ma'afala .....2003-04  
 Erik Olson .....2000  
 JoJuan Armour .....1999  
 Travis Davis .....1995-98

## 46

**ROSS MATISCIK ..... 2020**  
 Matt Orzech .....2019  
 Carson Tinker .....2013-18

## 47

**JOE SCHOBERT ..... 2020**  
 Jake Ryan .....2019  
 Martrell Spaight .....2018  
 Jarrod Wilson .....2016

## 48

**LEON JACOBS ..... 2018-20**  
 Alex Ellis .....2016  
 Jeremy Cain .....2009-12  
 Chris Griffin .....1996

## 49

Bruce Miller .....2020  
 Colin Holba .....2017  
 Ty Hallock .....1997

## 50

**SHAQUILLE QUARTERMAN ..... 2020**  
 Telvin Smith Sr. ....2014-18  
 Russell Allen .....2009-13  
 Tony Gilbert .....2003-07  
 Joe Wesley .....2001  
 Erik Storz .....1998-2000  
 Eddie Robinson .....1996-97  
 Tom Myslinski .....1995

## 51

Paul Posluszny .....2011-17  
 Clint Ingram .....2006-09  
 Akin Ayodele .....2002-05  
 Kevin Hardy .....1996-01  
 Mark Williams .....1995

## 52

**DAVON HAMILTON ..... 2020**  
 Najee Goode .....2019  
 Donald Payne .....2017-18  
 Hayes Pullard III .....2015-16  
 J.T. Thomas .....2013-14  
 Daryl Smith .....2004-12  
 Eric Westmoreland .....2001-03  
 Brant Boyer .....1995-2000

## 53

**DAKOTA ALLEN ..... 2020**  
 Blair Brown .....2017-18  
 Sean Porter .....2015  
 John Lotulelei .....2013, 2015  
 Kyle Knox .....2013  
 Brandon Marshall .....2012  
 Eric Alexander .....2010  
 Stade Norris .....2010  
 Bryan Smith .....2009  
 Thomas Williams .....2008  
 Shantee Orr .....2007  
 Pat Thomas .....2005-07  
 Hakim Akbar .....2003  
 T.J. Stlaughter .....2000-03  
 Eddie Mason .....1998  
 Nate Dingle .....1996  
 Santo Stephens .....1995

## 54

Cassius Marsh Sr. ....2020

Donald Payne .....2019  
 Eli Ankou .....2017-18  
 Joplo Bartu .....2015  
 Jeremiah George .....2014  
 Nate Stupar .....2013  
 Greg Jones III .....2012  
 Alvin Bowen .....2010  
 Quentin Groves .....2009  
 Mike Peterson .....2003-08  
 Donny Green .....2001  
 Troy Pelshak .....2000  
 Chester Burnett .....1999  
 James Hamilton .....1997-98  
 Ty Hallock .....1996  
 Keith Goganious .....1995

## 55

Kamalei Correa .....2020  
**LERENTEE MCCRAY ..... 2017-19**  
 Dan Skuta .....2015-16  
 Geno Hayes .....2013-14  
 Clint Session .....2011  
 Kirk Morrison .....2010  
 Chris Harrington .....2009  
 Adam Seward .....2009  
 Roy Manning .....2007  
 Nick Greisen .....2006  
 Greg Favors .....2004-05  
 Danny Clark .....2000-03  
 Tom McManus .....1995-99

## 56

**QUINCY WILLIAMS ..... 2019-20**  
 Dante Fowler Jr. ....2015-18  
 LaRoy Reynolds .....2013-15  
 Kyle Bosworth .....2011-12  
 Justin Durant .....2007-10  
 Kenny Pettway .....2006  
 Jason Gildon .....2004  
 Deon Humphrey .....2003  
 Shannon Taylor .....2003  
 Bobby Brooks .....2002  
 Hardy Nickerson .....2000-01  
 Lonnie Marts .....1999  
 Jeff Lageman .....1995-98

## 57

D.J. Alexander .....2019  
 Nick Deluca .....2018  
 Thurston Armbrister .....2015  
 A.J. Edds .....2014  
 Dekoda Watson .....2014  
 Julian Stanford .....2012  
 Kevin Bentley .....2011  
 Torrance Daniels .....2009  
 James Wyche .....2009  
 Tim Shaw .....2008  
 Brent Hawkins .....2006-07  
 Jamie Winborn .....2005  
 Tommy Hendricks .....2004  
 Joseph Tuipala .....2001-02  
 Corey Terry .....1999  
 Reggie Lowe .....1998  
 Jeff Kopp .....1996-98

## 58

**DOUG COSTIN ..... 2020**  
 Austin Calitro .....2019  
 Jordan Tripp .....2015  
 Khairi Fortt .....2014  
 Jason Babin .....2012-13  
 Aaron Morgan .....2012  
 Stephen Franklin .....2011  
 Jacob Cutrera .....2010  
 Marquis Cooper .....2007  
 Jorge Cordova .....2004-07  
 Hugh Douglas .....2003  
 Wali Rainer .....2002  
 Jeff Posey .....2001  
 Lonnie Marts .....2000  
 Bryan Schwartz .....1995-99

## 59

Aaron Lynch .....2020  
 Carroll Phillips .....2017  
 Arthur Brown .....2016  
 Ryan Davis .....2012-15  
 Jammie Kirlaw .....2011  
 Mike Lockley .....2011  
 Larry Hart .....2010  
 Brian Iwuh .....2006-09  
 Tracy White .....2005  
 Jimmy McClain .....2004  
 Keith Mitchell .....2003  
 Edward Thomas .....2000-02  
 Reggie Clark .....1995-96

## 60

**A.J. CANN ..... 2015-20**  
 Mike Brewster .....2012-13  
 Sammy Williams .....2003

## 61

Stefen Wisniewski .....2015  
 Dan Connolly .....2005-06  
 Emarlos Leroy .....1999

## 62

**KC MCDERMOTT ..... 2020**  
 John Estes .....2011  
 Dennis Norman .....2004-08  
 Ben Coleman .....1995-99

## 63

Brad Meester .....2000-13  
 Michael Cheever .....1996-98  
 Frank Cornish .....1995

## 64

Chris Reed .....2016-18  
 Drew Nowak .....2013  
 Cecil Newton .....2009  
 Milford Brown .....2008  
 Jamar Nesbit .....2003  
 Aaron Koch .....2000-02  
 John Jurkovic .....1996-98

## 65

**BRANDON LINDER ..... 2014-20**  
 Will Rackley .....2011, 2013  
 Kynan Forney .....2009  
 Chris Naeole .....2002-08  
 Quentin Neujahr .....1998-2000  
 Bronzell Miller .....1995

## 66

Jacques McClendon .....2013-14  
 Steve Vallos .....2012  
 Justin Smiley .....2010  
 Derek Landri .....2007-09  
 Brett Romberg .....2003-05  
 John Wade .....1998-2002  
 Greg Huntington .....1996-97  
 Shawn Bouwens .....1995

## 67

Austin Pasztor .....2012-14  
 Jason Spitz .....2011  
 Vince Manuwai .....2003-10  
 Daryl Terrell .....2002  
 Gannon Shepherd .....2000-01  
 Steve Ingram .....1999  
 Jeff Novak .....1995-98

## 68

**ANDREW NORWELL ..... 2018-20**  
 Kelvin Beachum .....2016  
 Zane Beadles .....2014-15  
 Guy Whimper .....2010-12  
 Derrick Fletcher .....2004-05  
 Brenden Stai .....2000  
 Mark Nori .....1997-98  
 Bruce Wilkerson .....1995

## 69

**TYLER SHATLEY ..... 2014-20**  
 Leger Douzable .....2010-11  
 Khalif Barnes .....2005-08  
 Roger Chanoine .....2002  
 Mark Baniewicz .....2000-01  
 Eugene Chung .....1995

## 70

Luke Bowanko .....2014-16  
 Cameron Stephenson .....2009  
 Todd Wade .....2008  
 Wayne Hunter .....2006  
 Bob Whitfield .....2004  
 Patrick Venzke .....2001

## 71

Tony Boselli .....1995-2001

## 72

Josh Wells .....2014-18  
 Mark Asper .....2012  
 Herb Taylor .....2012  
 Kevin Haslam .....2010  
 Tra Thomas .....2009  
 Jordan Black .....2008  
 Charles Spencer .....2008  
 Mike Pearson .....2002-05  
 Derrick Chambers .....2001



# ALL-TIME ROSTERS

Steve Zahursky .....2001  
Leon Searcy .....1996-2000

**73**

Josh Walker .....2017-18  
Eben Britton .....2009-12  
Jimmy Kennedy .....2008  
Stockard McDougle .....2006-07  
Dave Kadela .....2002  
Jeff Smith .....2000-01  
Brian DeMarco .....1995-98

**74**

**CAM ROBINSON .....2017-20**  
Sam Young .....2013-15  
Aaron Kampman .....2010-11  
Maurice Williams .....2001-09  
Joe Chustz .....2000  
Chris White .....1999  
Lamanzer Williams .....1998  
Jimmy Herndon .....1996

**75**

**JAWAAN TAYLOR .....2019-20**  
Ereck Flowers .....2018  
Jared Odrick .....2015-16  
Drake Nevis .....2013  
Eugene Monroe .....2009-13  
Stefan Rodgers .....2008  
Marcellus Wiley .....2005-06  
Michael Mason .....2000  
Eric Curry .....1998-99

**76**

**WILL RICHARDSON JR. ....2018-20**  
Luke Joeckel .....2013-16  
Daniel Baldridge .....2010, 2012  
Richard Collier .....2006-07  
Ephraim Salaam .....2004-05  
Leander Jordan .....2002-03  
Dwayne Ledford .....2000  
Rich Tylski .....1996-99

**77**

Cedric Ogbuehi .....2019  
Patrick Onameh .....2016-18  
Uche Nwaneri .....2007-13  
Mike Compton .....2004  
Marques Ogden .....2003  
Zach Wiegert .....1999-2002  
Andre Davis .....1996

**78**

**BEN BARTCH .....2020**  
Jermy Parnell .....2015-18  
Cameron Bradford .....2011-14  
Jordan Black .....2009-10  
Tutan Reyes .....2007-08  
Elton Patterson .....2004, 2006  
Martin Chase .....2005  
Todd Fordham .....1997-2002  
Greg Huntington .....1995

**79**

Corey Robinson .....2018  
Jordan Hill .....2016  
Red Bryant .....2014  
Tony Pashos .....2007-08  
Drew Inzer .....2002  
Reggie Nelson .....2000  
Anthony Cesario .....1999  
Dave Widell .....1995-97

**80**

**JAMES O'SHAUGHNESSY .....2017-20**  
Julius Thomas .....2015-16  
Jeremy Ebert .....2013  
Mike Thomas .....2009-12  
Jerry Porter .....2008  
Isaac Smolko .....2007  
Kyle Brady .....1999-2006  
Willie Jackson .....1995-97

**81**

Niles Paul .....2018  
Mychal Rivera .....2017  
Bryan Walters .....2015-16  
Mickey Shuler .....2014  
Lamaar Thomas .....2013  
Laurent Robinson .....2012  
Kassim Osgood .....2010-11  
Torry Holt .....2009  
Mike Walker .....2008  
Matthew Hatchette .....2003  
Bobby Shaw .....2002  
R. Jay Soward .....2000-01

Will Moore .....1997-98  
Chris Griffin .....1996  
Andre Rison .....1996  
Desmond Howard .....1995

**82**

Jimmy Smith .....1995-2005

**83**

Ben Koyack .....2016-19  
Tavarres King .....2014  
Tobais Palmer .....2013  
Stephen Williams .....2013  
Stephen Spach .....2012  
Maurice Stovall .....2012  
Colin Cloherty .....2011-12  
Jason Hill .....2010-11  
Greg Estandia .....2007-09  
Todd Yoder .....2004-05  
Kevin Johnson .....2003  
J.J. Stokes .....2003  
Pete Mitchell .....1995-98, 2002  
Joe Zelenka .....2001  
Greg DeLong .....2000  
Ryan Neufeld .....2000  
Lenzie Jackson .....1999

**84**

Keelan Cole Sr. ....2017-20  
Tony Washington .....2015  
Cecil Shorts III .....2011-14  
Troy Williamson .....2008-09  
Chad Owens .....2005-07  
Jermaine Lewis .....2003-04  
Patrick Johnson .....2002  
Sean Dawkins .....2001  
Reggie Barlow .....1996-2000  
Ernest Givins .....1995  
Terrence Warren .....1995

**85**

Eric Saubert .....2020  
Charles Jones .....2019  
Jaydon Mickens .....2017-18  
Nic Jacobs .....2014-15  
D.J. Williams .....2013  
Fendi Onobun .....2011  
Martin Rucker .....2011  
Ernest Wilford .....2009-10  
Richard Angulo .....2007-08  
Cortez Hankton .....2003-06  
Henry Douglas .....2002  
Kevin Lockett .....2002  
Damon Gibson .....2001-02  
Rich Griffith .....1995-2000

**86**

**BEN ELLEFSON .....2020**  
Nick O'Leary .....2019  
David Grinnage .....2018  
Clay Harbor .....2013-15  
Micheal Spurlock .....2012  
Zach Miller .....2009-11  
Dennis Northcutt .....2007-08  
Brian Jones .....2004-05  
Troy Edwards .....2003  
Micah Ross .....2001-03  
Atvis Whitted .....1998-2001  
Derek Brown .....1995-97

**87**

**TYLER DAVIS .....2020**  
Geoff Swaim .....2019  
Blake Bell .....2018  
Neal Sterling .....2015-16  
Allen Reisner .....2013  
Kevin Elliott .....2012  
Jarett Dillard .....2009-2011  
George Wrihster .....2003-08  
Jimmy Redmond .....2002  
Keenan McCardell .....1996-2001  
Cedric Tillman .....1995

**88**

Tyler Eifert .....2020  
Seth DeValve .....2019  
Allen Hurns .....2014-17  
Danny Noble .....2013  
Zach Potter .....2009-12  
Joe Zelenka .....2002-08  
Damon Jones .....1997-2001  
Kendricke Bullard .....1996  
Ty Hallock .....1996  
Craig Keith .....1995

**89**

Josh Oliver .....2019  
Austin Seferian-Jenkins .....2018  
Mercedes Lewis .....2006-17  
Chris Luzar .....2002-03  
Ryan Prince .....2001  
Randal Williams .....2001  
Emanuel Smith .....2000  
Troy Sadowski .....1998  
Curtis Marsh .....1995-96

**90**

**TAVEN BRYAN .....2018-20**  
Malik Jackson .....2016  
Andre Branch .....2012-15  
Matt Roth .....2011  
C.J. Mosley .....2010  
Julius Williams .....2009  
Mkristo Bruce .....2008  
Grady Jackson .....2007  
James Wyche .....2006  
Derrick Ransom .....2004  
Tony Brackens .....1996-2003  
James Williams .....1995

**91**

Yannick Ngakoue .....2016-19  
Chris Clemons .....2014-15  
Abry Jones .....2013  
George Selvie .....2011-12  
Derrick Harvey .....2008-10  
Kenny Pettway .....2007  
Anthony Maddox .....2004-05  
Marco Coleman .....2002  
Seth Payne .....1997-01  
Paul Frase .....1995-96

**92**

Carauan Reid .....2019  
Lyndon Johnson .....2018  
Sheldon Day .....2016  
Don Davey .....1995-98  
James Roberson .....1999  
Rob Meier .....2000-09  
Austen Lane .....2010-12  
Brandon Deaderick .....2013  
Ziggy Hood .....2014

**93**

**DANIEL ROSS .....2020**  
Calais Campbell .....2017-19  
Tyson Alualu .....2010-16  
Greg Peterson .....2009  
Quentin Groves .....2008  
Bobby McCray .....2004-07  
Stalin Colinet .....2002  
Javor Mills .....2002  
Emartos Leroy .....2000  
Kevin Landolt .....1999  
Jose White .....1998  
Esera Tualo .....1997  
Ernie Logan .....1995-96

**94**

**DAWUANE SMOOT .....2017-20**  
Jeremy Mincey .....2006-08, 2010-13  
Jeremy Navarre .....2009  
Montavious Stanley .....2006  
Jim Davis .....2005-06  
Lionel Barnes .....2003-04  
Larry Smith .....1999-2002  
Kelvin Pritchett .....1995-98

**95**

Abry Jones .....2014-20  
D'Anthony Smith .....2012  
Corvey Irvin .....2011  
Montavious Stanley .....2009  
Paul Spicer .....2000-08  
Bryce Paup .....1998-99  
Jose White .....1997  
Mike Thompson .....1995

**96**

**ADAM GOTSIS .....2020**  
Michael Bennett .....2015-17  
Jordan Miller .....2013  
Terrance Knighton .....2009-12  
Tony McDaniel .....2006-08  
Willie Blade .....2004  
Eddie Freeman .....2004  
Matt Leonard .....2003  
Chris Combs .....2002  
Gary Walker .....1999-2001  
Fernando Smith .....1998  
Clyde Simmons .....1996-97

Bernard Carter .....1995  
Ashley Sheppard .....1995

**97**

Akeem Spence .....2019  
Matik Jackson .....2017-18  
Roy Miller III .....2013-16  
John Chick .....2011-12  
Aaron Morgan .....2010  
Reggie Hayward .....2005-09  
Brandon Green .....2003-04  
Clenton Ballard .....2002  
Renaldo Wynn .....1997-2001  
Juan Hammonds .....1996  
Ray Hall .....1995

**98**

Dontavius Russell .....2019  
Chris Smith .....2014-16  
Kyle Love .....2013  
Jeris Pendleton .....2012  
Nate Collins .....2010-11  
John Henderson .....2003-09  
David Richie .....2000  
Regan Upshaw .....1999  
Jabbar Threats .....1997-98  
Corey Mayfield .....1995

**99**

**DANIEL EKUALE .....2020**  
Marcell Dareus .....2017-19  
Sen'Derrick Marks .....2013-16  
C.J. Mosley .....2011-12  
Landon Cohen .....2010  
Atiyah Ellison .....2008-09  
Marcus Stroud .....2001-07  
Joel Smeenge .....1995-2000

**MUST HAVE AN ACCRUED SEASON WITH THE JAGUARS TO QUALIFY FOR THIS LIST.**

**BOLD SIGNIFIES A CURRENT MEMBER OF THE TEAM AS OF THE BEGINNING OF THE 2021 SEASON.**





# YEAR-BY-YEAR RESULTS

## 1995

**Record:** 4-12 (.250) • **Home:** 2-6 (.250) • **Away:** 2-6 (.250)  
5th AFC Central • **vs. Division:** 4-4 (.500) • **vs. Conference:** 4-8 (.333)

**Head Coach:** Tom Coughlin

Date	Opponent	Result	Attendance
Sept. 3	Houston Oilers	L, 10-3	72,363
Sept. 10	at Cincinnati Bengals	L, 24-17	48,318
Sept. 17	at New York Jets	L, 27-10	49,970
Sept. 24	Green Bay Packers	L, 24-14	66,744
Oct. 1	at Houston Oilers	W, 17-16	36,346
Oct. 8	Pittsburgh Steelers	W, 20-16	72,042
Oct. 15	Chicago Bears	L, 30-27	72,020
Oct. 22	at Cleveland Browns	W, 23-15	64,405
Oct. 29	at Pittsburgh Steelers	L, 24-7	54,516
[WEEK 10 - BYE WEEK]			
Nov. 12	Seattle Seahawks	L, 47-30	71,290
Nov. 19	at Tampa Bay Buccaneers	L, 17-16	71,629
Nov. 26	Cincinnati Bengals	L, 17-13	68,249
Dec. 3	at Denver Broncos	L, 31-23	72,231
Dec. 10	Indianapolis Colts	L, 41-31	66,099
Dec. 17	at Detroit Lions	L, 44-0	70,204
Dec. 24	Cleveland Browns	W, 24-21	66,007

## 1996

**Record:** 9-7 (.563) • **Home:** 7-1 (.875) • **Away:** 2-6 (.250)  
2nd AFC Central • **vs. Division:** 5-3 (.625) • **vs. Conference:** 7-5 (.583)

**Head Coach:** Tom Coughlin

Date	Opponent	Result	Attendance
Sept. 1	Pittsburgh Steelers	W, 24-9	70,210
Sept. 8	Houston Oilers	L, 34-27	66,468
Sept. 15	at Oakland Raiders	L, 17-3	46,291
Sept. 22	at New England	L, 28-25 (OT)	59,446
Sept. 29	Carolina Panthers	W, 24-14	71,537
Oct. 6	at New Orleans Saints	L, 17-13	34,231
Oct. 13	New York Jets	W, 21-17	65,699
Oct. 20	at St. Louis Rams	L, 17-14	60,066
Oct. 27	at Cincinnati Bengals	L, 28-21	45,890
[WEEK 10 - BYE WEEK]			
Nov. 10	Baltimore Ravens	W, 30-27	64,628
Nov. 17	at Pittsburgh Steelers	L, 28-3	58,879
Nov. 24	at Baltimore Ravens	W, 28-25 (OT)	57,384
Dec. 1	Cincinnati Bengals	W, 30-27	57,408
Dec. 8	at Houston Oilers	W, 23-17	20,196
Dec. 15	Seattle Seahawks	W, 20-13	66,134
Dec. 22	Atlanta Falcons	W, 19-17	71,449

### AFC Wild Card game

Dec. 28 at Buffalo Bills W, 30-27 70,213

### AFC Divisional game

Jan. 4 at Denver Broncos W, 30-27 75,678

### AFC Championship game

Jan. 12 at New England Patriots L, 20-6 60,190

## 1997

**Record:** 11-5 (.688) • **Home:** 7-1 (.875) • **Away:** 4-4 (.500)  
2nd AFC Central • **vs. Division:** 6-2 (.750) • **vs. Conference:** 9-3 (.750)

**Head Coach:** Tom Coughlin

Date	Opponent	Result	Attendance
Aug. 31	at Baltimore Ravens	W, 28-27	61,018
Sept. 7	New York Giants	W, 40-13	70,581
[WEEK 3 - BYE WEEK]			
Sept. 22	Pittsburgh Steelers	W, 30-21	73,016
Sept. 28	at Washington	L, 24-12	74,421
Oct. 5	Cincinnati Bengals	W, 21-13	67,128
Oct. 12	Philadelphia Eagles	W, 38-21	69,150
Oct. 19	at Dallas Cowboys	L, 26-22	64,464
Oct. 26	at Pittsburgh Steelers	L, 23-17 (OT)	57,011
Nov. 2	at Tennessee Oilers	W, 30-24	27,208
Nov. 9	Kansas City Chiefs	W, 24-10	70,444
Nov. 16	Tennessee Oilers	W, 17-9	70,070
Nov. 23	at Cincinnati Bengals	L, 31-26	55,158
Nov. 30	Baltimore Ravens	W, 29-27	63,712
Dec. 7	New England Patriots	L, 26-20	73,446
Dec. 14	at Buffalo Bills	W, 20-14	41,231
Dec. 21	at Oakland Raiders	W, 20-9	40,032

### AFC Wild Card Playoff game

Dec. 27 at Denver Broncos L, 42-17 74,481

## 1998

**Record:** 11-5 (.688) • **Home:** 7-1 (.875) • **Away:** 4-4 (.500)  
1st AFC Central • **vs. Division:** 6-2 (.750) • **vs. Conference:** 8-4 (.667)

**Head Coach:** Tom Coughlin

Date	Opponent	Result	Attendance
Sept. 6	at Chicago Bears	W, 24-23	55,614
Sept. 13	Kansas City Chiefs	W, 21-16	69,821
Sept. 20	Baltimore Ravens	W, 24-10	67,069
Sept. 27	at Tennessee Oilers	W, 27-22	34,656
[WEEK 5 - BYE WEEK]			
Oct. 12	Miami Dolphins	W, 28-21	74,051
Oct. 18	at Buffalo Bills	L, 17-16	77,635
Oct. 25	at Denver Broncos	L, 37-24	75,217
Nov. 1	at Baltimore Ravens	W, 45-19	68,915
Nov. 8	Cincinnati Bengals	W, 24-11	67,040
Nov. 15	Tampa Bay Buccaneers	W, 29-24	72,974
Nov. 22	at Pittsburgh Steelers	L, 30-15	59,124
Nov. 29	at Cincinnati Bengals	W, 34-17	55,432
Dec. 6	Detroit Lions	W, 37-22	70,717
Dec. 13	Tennessee Oilers	L, 16-13	65,657
Dec. 20	at Minnesota Vikings	L, 50-10	64,363
Dec. 28	Pittsburgh Steelers	W, 21-3	74,143

### AFC Wild Card game

Jan. 3 New England Patriots W, 25-10 71,139

### AFC Divisional game

Jan. 10 at New York Jets L, 34-24 78,817

## 1999

**Record:** 14-2 (.875) • **Home:** 7-1 (.875) • **Away:** 7-1 (.875)  
1st AFC Central • **vs. Division:** 8-2 (.800) • **vs. Conference:** 10-2 (.833)

**Head Coach:** Tom Coughlin

Date	Opponent	Result	Attendance
Sept. 12	San Francisco 49ers	W, 41-3	68,678
Sept. 19	at Carolina Panthers	W, 22-20	64,261
Sept. 26	Tennessee Titans	L, 20-19	61,502
Oct. 3	at Pittsburgh Steelers	W, 17-3	57,308
Oct. 11	at New York Jets	W, 16-6	78,216
Oct. 17	Cleveland Browns	W, 24-7	62,047
[WEEK 7 - BYE WEEK]			
Oct. 31	at Cincinnati Bengals	W, 41-10	49,138
Nov. 7	at Atlanta Falcons	W, 30-7	68,466
Nov. 14	Baltimore Ravens	W, 6-3	67,391
Nov. 21	New Orleans Saints	W, 41-23	69,772
Nov. 28	at Baltimore Ravens	W, 30-23	68,428
Dec. 2	Pittsburgh Steelers	W, 20-6	68,806
Dec. 13	Denver Broncos	W, 27-24	71,357
Dec. 19	at Cleveland Browns	W, 24-14	72,038
Dec. 26	at Tennessee Titans	L, 41-14	66,641
Jan. 2	Cincinnati Bengals	W, 24-7	70,532

### AFC Divisional game

Jan. 15 Miami Dolphins W, 62-7 75,173

### AFC Championship game

Jan. 23 Tennessee Titans L, 33-14 75,206

## 2000

**Record:** 7-9 (.438) • **Home:** 4-4 (.500) • **Away:** 3-5 (.375)  
4th AFC Central • **vs. Division:** 5-5 (.500) • **vs. Conference:** 5-7 (.417)

**Head Coach:** Tom Coughlin

Date	Opponent	Result	Attendance
Sept. 3	at Cleveland Browns	W, 27-7	72,418
Sept. 10	at Baltimore Ravens	L, 39-36	68,843
Sept. 17	at Cincinnati Bengals	W, 13-0	45,653
Sept. 25	at Indianapolis Colts	L, 43-14	56,816
Oct. 1	Pittsburgh Steelers	L, 24-13	64,351
Oct. 8	Baltimore Ravens	L, 15-10	65,194
Oct. 16	at Tennessee Titans	L, 27-13	68,498
Oct. 22	Washington	L, 35-16	69,061
Oct. 29	at Dallas Cowboys	W, 23-17 (OT)	63,554
[WEEK 10 - BYE WEEK]			
Nov. 12	Seattle Seahawks	L, 28-21	68,063
Nov. 19	at Pittsburgh Steelers	W, 34-24	50,925



# YEAR-BY-YEAR RESULTS

Nov. 26		Tennessee Titans	W, 16-13	65,454
Dec. 3		Cleveland Browns	W, 48-0	51,262
Dec. 10		Arizona Cardinals	W, 44-10	53,472
Dec. 17	at	Cincinnati Bengals	L, 17-14	50,469
Dec. 23	at	New York Giants	L, 28-15	77,924

## 2001

Record: 6-10 (.375) • Home: 3-5 (.375) • Away: 3-5 (.375)  
5th AFC Central • vs. Division: 5-5 (.500) • vs. Conference: 5-8 (.385)  
Head Coach: Tom Coughlin

Date	Opponent	Result	Attendance
Sept. 9	Pittsburgh Steelers	W, 21-3	63,785
Sept. 23	Tennessee Titans	W, 13-6	65,994
Sept. 30	Cleveland Browns	L, 23-14	57,875
Oct. 7	at Seattle Seahawks	L, 24-15	54,524
[WEEK 5 - BYE WEEK]			
Oct. 18	Buffalo Bills	L, 13-10	58,893
Oct. 28	at Baltimore Ravens	L, 18-17	69,439
Nov. 4	at Tennessee Titans	L, 28-24	68,798
Nov. 11	Cincinnati Bengals	W, 30-13	57,161
Nov. 18	at Pittsburgh Steelers	L, 20-7	62,644
Nov. 25	Baltimore Ravens	L, 24-21	53,530
Dec. 3	Green Bay Packers	L, 28-21	66,908
Dec. 9	at Cincinnati Bengals	W, 14-10	44,920
Dec. 16	at Cleveland Browns	W, 15-10	72,818
Dec. 23	at Minnesota Vikings	W, 33-3	64,150
Dec. 30	Kansas City Chiefs	L, 30-26	59,396
Jan. 6	at Chicago Bears	L, 33-13	66,944

• TV blackout

## 2002

Record: 6-10 (.375) • Home: 3-5 (.375) • Away: 3-5 (.375)  
3rd AFC South • vs. Division: 1-5 (.167) • vs. Conference: 4-8 (.333)  
Head Coach: Tom Coughlin

Date	Opponent	Result	Attendance
Sept. 8	Indianapolis Colts	L, 28-25	56,595
Sept. 15	at Kansas City Chiefs	W, 23-16	77,934
[WEEK 3 - BYE WEEK]			
Sept. 29	New York Jets	W, 28-3	55,670
Oct. 6	Philadelphia Eagles	W, 28-25	65,005
Oct. 13	at Tennessee Titans	L, 23-14	68,804
Oct. 20	at Baltimore Ravens	L, 17-10	69,173
Oct. 27	Houston Texans	L, 21-19	53,721
Nov. 3	at New York Giants	L, 24-17	78,337
Nov. 10	Washington	W, 26-7	66,665
Nov. 17	at Houston Texans	W, 24-21	69,711
Nov. 24	at Dallas Cowboys	L, 21-19	62,204
Dec. 1	Pittsburgh Steelers	L, 25-23	55,260
Dec. 8	Cleveland Browns	L, 21-20	46,267
Dec. 15	at Cincinnati Bengals	W, 29-15	42,092
Dec. 22	Tennessee Titans	L, 28-10	51,033
Dec. 29	at Indianapolis Colts	L, 20-13	56,755

• TV blackout

## 2003

Record: 5-11 (.313) • Home: 5-3 (.625) • Away: 0-8 (.000)  
3rd AFC South • vs. Division: 2-4 (.333) • vs. Conference: 3-9 (.250)  
Head Coach: Jack Del Rio

Date	Opponent	Result	Attendance
Sept. 7	at Carolina Panthers	L, 24-23	72,134
Sept. 14	Buffalo Bills	L, 38-17	58,613
Sept. 21	at Indianapolis Colts	L, 23-13	55,770
Sept. 28	at Houston Texans	L, 24-20	70,041
Oct. 5	San Diego Chargers	W, 27-21	48,954
Oct. 12	Miami Dolphins	L, 24-10	66,437
[WEEK 7 - BYE WEEK]			
Oct. 26	Tennessee Titans	L, 30-17	55,918
Nov. 2	at Baltimore Ravens	L, 24-17	69,486
Nov. 9	Indianapolis Colts	W, 28-23	45,037
Nov. 16	at Tennessee Titans	L, 10-3	68,809
Nov. 23	at New York Jets	L, 13-10	77,614
Nov. 30	Tampa Bay Buccaneers	W, 17-10	60,543
Dec. 7	Houston Texans	W, 27-0	43,363
Dec. 14	at New England Patriots	L, 27-13	68,436
Dec. 21	New Orleans Saints	W, 20-19	49,207
Dec. 28	at Atlanta Falcons	L, 21-14	70,266

• TV blackout

## 2004

Record: 9-7 (.563) • Home: 4-4 (.500) • Away: 5-3 (.625)  
2nd AFC South • vs. Division: 2-4 (.333) • vs. Conference: 6-6 (.500)  
Head Coach: Jack Del Rio

Date	Opponent	Result	Attendance
Sept. 12	at Buffalo Bills	W, 13-10	72,389
Sept. 19	Denver Broncos	W, 7-6	69,127
Sept. 26	at Tennessee Titans	W, 15-12	68,932
Oct. 3	Indianapolis Colts	L, 24-17	73,114
Oct. 10	at San Diego Chargers	L, 34-21	52,101
Oct. 17	Kansas City Chiefs	W, 22-16	66,413
Oct. 24	at Indianapolis Colts	W, 27-24	56,615
Oct. 31	at Houston Texans	L, 20-6	70,502
[WEEK 9 - BYE WEEK]			
Nov. 14	Detroit Lions	W, 23-17 (OT)	66,431
Nov. 21	Tennessee Titans	L, 18-15	69,703
Nov. 28	at Minnesota Vikings	L, 27-16	64,004
Dec. 5	Pittsburgh Steelers	L, 17-16	76,877
Dec. 12	Chicago Bears	W, 22-3	67,572
Dec. 19	at Green Bay Packers	W, 28-25	70,437
Dec. 26	Houston Texans	L, 21-0	66,227
Jan. 2	at Oakland Raiders	W, 13-6	41,112

• TV blackout

## 2005

Record: 12-4 (.750) • Home: 6-2 (.750) • Away: 6-2 (.750)  
2nd AFC South • vs. Division: 4-2 (.667) • vs. Conference: 9-3 (.750)  
Head Coach: Jack Del Rio

Date	Opponent	Result	Attendance
Sept. 11	Seattle Seahawks	W, 26-14	65,204
Sept. 18	at Indianapolis Colts	L, 10-3	56,460
Sept. 25	at New York Jets	W, 26-20 (OT)	77,422
Oct. 2	Denver Broncos	L, 20-7	66,045
Oct. 9	Cincinnati Bengals	W, 23-20	66,137
Oct. 16	at Pittsburgh Steelers	W, 23-17 (OT)	63,891
[WEEK 7 - BYE WEEK]			
Oct. 30	at St. Louis Rams	L, 24-21	65,251
Nov. 6	Houston Texans	W, 21-14	64,613
Nov. 13	Baltimore Ravens	W, 30-3	66,107
Nov. 20	at Tennessee Titans	W, 31-28	69,149
Nov. 27	at Arizona Cardinals	W, 24-17	37,198
Dec. 4	at Cleveland Browns	W, 20-14	70,941
Dec. 11	Indianapolis Colts	L, 26-18	67,164
Dec. 18	San Francisco 49ers	W, 10-9	64,764
Dec. 24	at Houston Texans	W, 30-20	70,025
Jan. 1	Tennessee Titans	W, 40-13	64,485

### AFC Wild Card game

Jan. 7	at New England Patriots	L, 28-3	68,756
--------	-------------------------	---------	--------

## 2006

Record: 8-8 (.500) • Home: 6-2 (.750) • Away: 2-6 (.250)  
3rd AFC South • vs. Division: 2-4 (.333) • vs. Conference: 5-7 (.417)  
Head Coach: Jack Del Rio

Date	Opponent	Result	Attendance
Sept. 10	Dallas Cowboys	W, 24-17	67,164
Sept. 18	Pittsburgh Steelers	W, 9-0	67,164
Sept. 24	at Indianapolis Colts	L, 21-14	57,041
Oct. 1	at Washington	L, 36-30 (OT)	89,450
Oct. 8	New York Jets	W, 41-0	66,604
[WEEK 6 - BYE WEEK]			
Oct. 22	at Houston Texans	L, 27-7	70,035
Oct. 29	at Philadelphia Eagles	W, 13-6	69,249
Nov. 5	Tennessee Titans	W, 37-7	66,524
Nov. 12	Houston Texans	L, 13-10	65,918
Nov. 20	New York Giants	W, 26-10	67,164
Nov. 26	at Buffalo Bills	L, 27-24	63,608
Dec. 3	at Miami Dolphins	W, 24-10	73,160
Dec. 10	Indianapolis Colts	W, 44-17	67,164
Dec. 17	at Tennessee Titans	L, 24-17	69,143
Dec. 24	New England Patriots	L, 24-21	67,164
Dec. 31	at Kansas City Chiefs	L, 35-30	77,500



# YEAR-BY-YEAR RESULTS

## 2007

Record: 11-5 (.688) • Home: 6-2 (.750) • Away: 5-3 (.625)  
2nd AFC South • vs. Division: 2-4 (.333) • vs. Conference: 8-4 (.667)  
Head Coach: Jack Del Rio

Date	Opponent	Result	Attendance
Sept. 9	Tennessee Titans	L, 13-10	65,437
Sept. 16	Atlanta Falcons	W, 13-7	61,821
Sept. 23	at Denver Broncos	W, 23-14	76,463
[WEEK 4 - BYE WEEK]			
Oct. 7	at Kansas City Chiefs	W, 17-7	76,917
Oct. 14	Houston Texans	W, 37-17	63,715
Oct. 22	Indianapolis Colts	L, 29-7	67,164
Oct. 28	at Tampa Bay Buccaneers	W, 24-23	65,133
Nov. 4	at New Orleans Saints	L, 41-24	70,009
Nov. 11	at Tennessee Titans	W, 28-13	69,143
Nov. 18	San Diego Chargers	W, 24-17	66,732
Nov. 25	Buffalo Bills	W, 36-14	64,546
Dec. 2	at Indianapolis Colts	L, 28-25	57,302
Dec. 9	Carolina Panthers	W, 37-6	66,090
Dec. 16	at Pittsburgh Steelers	W, 29-22	58,793
Dec. 23	Oakland Raiders	W, 49-11	66,905
Dec. 30	at Houston Texans	L, 42-28	70,660

### AFC Wild Card game

Jan. 5 at Pittsburgh Steelers W, 31-29 63,629

### AFC Divisional game

Jan. 12 at New England Patriots L, 31-20 68,756

• TV blackout

## 2008

Record: 5-11 (.313) • Home: 2-6 (.250) • Away: 3-5 (.375)  
4th AFC South • vs. Division: 2-4 (.333) • vs. Conference: 3-9 (.250)  
Head Coach: Jack Del Rio

Date	Opponent	Result	Attendance
Sept. 7	at Tennessee Titans	L, 17-20	69,143
Sept. 14	Buffalo Bills	L, 20-16	65,167
Sept. 21	at Indianapolis Colts	W, 23-21	65,938
Sept. 28	Houston Texans	W, 30-27 (OT)	64,061
Oct. 5	Pittsburgh Steelers	L, 26-21	65,908
Oct. 12	at Denver Broncos	W, 24-17	75,674
[WEEK 7 - BYE WEEK]			
Oct. 26	Cleveland Browns	L, 23-17	64,775
Nov. 2	at Cincinnati Bengals	L, 21-19	64,238
Nov. 9	at Detroit Lions	W, 38-14	52,631
Nov. 16	Tennessee Titans	L, 24-14	65,258
Nov. 23	Minnesota Vikings	L, 30-12	65,064
Dec. 1	at Houston Texans	L, 30-17	70,809
Dec. 7	at Chicago Bears	L, 23-10	61,736
Dec. 14	Green Bay Packers	W, 20-16	65,457
Dec. 18	Indianapolis Colts	L, 31-24	65,648
Dec. 28	at Baltimore Ravens	L, 27-7	71,366

## 2009

Record: 7-9 (.438) • Home: 5-3 (.625) • Away: 2-6 (.250)  
4th AFC South • vs. Division: 3-3 (.500) • vs. Conference: 6-6 (.500)  
Head Coach: Jack Del Rio

Date	Opponent	Result	Attendance
Sept. 13	at Indianapolis Colts	L, 14-12	65,757
Sept. 20	Arizona Cardinals	L, 31-17	46,520
Sept. 27	at Houston Texans	W, 31-24	70,083
Oct. 4	Tennessee Titans	W, 37-17	49,014
Oct. 11	at Seattle Seahawks	L, 41-0	67,228
Oct. 18	St. Louis Rams	W, 23-20 (OT)	42,088
[WEEK 7 - BYE WEEK]			
Nov. 1	at Tennessee Titans	L, 30-13	69,143
Nov. 8	Kansas City Chiefs	W, 24-21	45,546
Nov. 15	at New York Jets	W, 24-22	76,313
Nov. 22	Buffalo Bills	W, 18-15	47,757
Nov. 29	at San Francisco 49ers	L, 20-3	69,732
Dec. 6	Houston Texans	W, 23-18	42,079
Dec. 13	Miami Dolphins	L, 14-10	60,457
Dec. 17	Indianapolis Colts	L, 35-31	63,753
Dec. 27	at New England Patriots	L, 35-7	68,756
Jan. 3	at Cleveland Browns	L, 23-17	66,935

• TV blackout

## 2010

Record: 8-8 (.500) • Home: 5-3 (.625) • Away: 3-5 (.375)  
2nd AFC South • vs. Division: 3-3 (.500) • vs. Conference: 7-5 (.583)  
Head Coach: Jack Del Rio

Date	Opponent	Result	Attendance
Sept. 12	Denver Broncos	W, 24-17	63,636
Sept. 19	at San Diego Chargers	L, 38-13	62,691
Sept. 26	Philadelphia Eagles	L, 28-3	63,256
Oct. 3	Indianapolis Colts	W, 31-28	63,111
Oct. 10	at Buffalo Bills	W, 36-26	58,304
Oct. 18	Tennessee Titans	L, 30-3	63,625
Oct. 24	at Kansas City Chiefs	L, 42-20	69,105
Oct. 31	at Dallas Cowboys	W, 35-17	81,395
[WEEK 9 - BYE WEEK]			
Nov. 14	Houston Texans	W, 31-24	62,340
Nov. 21	Cleveland Browns	W, 24-20	62,254
Nov. 28	at New York Giants	L, 24-20	78,533
Dec. 5	at Tennessee Titans	W, 17-6	69,143
Dec. 12	Oakland Raiders	W, 38-31	62,570
Dec. 18	at Indianapolis Colts	L, 34-24	67,147
Dec. 26	Washington	L, 20-17 (OT)	63,470
Jan. 2	at Houston Texans	L, 34-17	71,023

## 2011

Record: 5-11 (.313) • Home: 4-4 (.500) • Away: 1-7 (.125)  
3rd AFC South • vs. Division: 3-3 (.500) • vs. Conference: 4-8 (.333)  
Head Coach: Jack Del Rio (3-8, .273)

Date	Opponent	Result	Attendance
Sept. 11	Tennessee Titans	W, 16-14	61,619
Sept. 19	at New York Jets	L, 32-3	78,834
Sept. 26	at Carolina Panthers	L, 16-10	71,704
Oct. 2	New Orleans Saints	L, 23-10	62,471
Oct. 9	Cincinnati Bengals	L, 30-20	61,799
Oct. 16	at Pittsburgh Steelers	L, 17-13	62,934
Oct. 24	Baltimore Ravens	W, 12-7	62,976
Oct. 30	at Houston Texans	L, 24-14	71,412
[WEEK 9 - BYE WEEK]			
Nov. 13	at Indianapolis Colts	W, 17-3	64,619
Nov. 20	at Cleveland Browns	L, 14-10	63,498
Nov. 27	Houston Texans	L, 20-13	62,004

Head Coach: Mel Tucker (2-3, .400)

Dec. 5	San Diego Chargers	L, 38-14	62,743
Dec. 11	Tampa Bay Buccaneers	W, 41-14	62,562
Dec. 15	at Atlanta Falcons	L, 41-14	68,856
Dec. 24	at Tennessee Titans	L, 23-17	69,143
Jan. 1	Indianapolis Colts	W, 19-13	62,481

## 2012

Record: 2-14 (.125) • Home: 1-7 (.125) • Away: 1-7 (.125)  
4th AFC South • vs. Division: 2-4 (.333) • vs. Conference: 2-10 (.167)  
Head Coach: Mike Mularkey

Date	Opponent	Result	Attendance
Sept. 9	at Minnesota Vikings	L, 26-23 (OT)	56,607
Sept. 16	Houston Texans	L, 27-7	62,907
Sept. 23	at Indianapolis Colts	W, 22-17	63,536
Sept. 30	Cincinnati Bengals	L, 27-10	63,030
Oct. 7	Chicago Bears	L, 41-3	67,012
[WEEK 6 - BYE WEEK]			
Oct. 21	at Oakland Raiders	L, 26-23 (OT)	51,634
Oct. 28	at Green Bay Packers	L, 24-15	70,464
Nov. 4	Detroit Lions	L, 31-14	63,050
Nov. 8	Indianapolis Colts	L, 27-10	63,272
Nov. 18	at Houston Texans	L, 43-37 (OT)	71,676
Nov. 25	Tennessee Titans	W, 24-19	63,323
Dec. 2	at Buffalo Bills	L, 34-18	53,971
Dec. 9	New York Jets	L, 17-10	67,027
Dec. 16	at Miami Dolphins	L, 24-3	53,667
Dec. 23	New England Patriots	L, 23-16	70,251
Dec. 30	at Tennessee Titans	L, 38-20	69,143

## 2013

Record: 4-12 (.250) • Home: 1-7 (.125) • Away: 3-5 (.375)  
3rd AFC South • vs. Division: 3-3 (.500) • vs. Conference: 4-8 (.333)  
Head Coach: Gus Bradley

Date	Opponent	Result	Attendance
Sept. 8	Kansas City Chiefs	L, 28-2	59,416



# YEAR-BY-YEAR RESULTS

Sept. 15	at	Oakland Raiders	L, 19-9	49,400
Sept. 22	at	Seattle Seahawks	L, 45-17	68,087
Sept. 29		Indianapolis Colts	L, 37-3	59,695
Oct. 6	at	St. Louis Rams	L, 34-20	54,266
Oct. 13	at	Denver Broncos	L, 35-19	76,862
Oct. 20		San Diego Chargers	L, 24-6	59,550
Oct. 27		San Francisco 49ers*	L, 42-10	83,559
[WEEK 9 - BYE WEEK]				
Nov. 10	at	Tennessee Titans	W, 29-27	69,143
Nov. 17		Arizona Cardinals	L, 27-14	59,862
Nov. 24	at	Houston Texans	W, 13-6	71,659
Dec. 1	at	Cleveland Browns	W, 32-28	69,654
Dec. 5		Houston Texans	W, 27-20	60,414
Dec. 15		Buffalo Bills	L, 27-20	60,085
Dec. 22		Tennessee Titans	L, 20-16	60,559
Dec. 29	at	Indianapolis Colts	L, 30-10	66,008

\* Wembley Stadium in London, U.K.

## 2014

**Record:** 3-13 (.188) • **Home:** 3-5 (.375) • **Away:** 0-8 (.000)  
3rd AFC South • **vs. Division:** 1-5 (.167) • **vs. Conference:** 2-10 (.167)  
**Head Coach:** Gus Bradley

Date	Opponent	Result	Attendance	
Sept. 7	at Philadelphia Eagles	L, 34-17	69,596	
Sept. 14	at Washington	L, 41-10	80,037	
Sept. 21	Indianapolis Colts	L, 44-17	60,601	
Sept. 28	at San Diego Chargers	L, 33-14	56,553	
Oct. 5	Pittsburgh Steelers	L, 17-9	66,198	
Oct. 12	at Tennessee Titans	L, 16-14	69,143	
Oct. 19	Cleveland Browns	W, 24-6	61,341	
Oct. 26	Miami Dolphins	L, 27-13	65,633	
Nov. 2	at Cincinnati Bengals	L, 33-23	60,057	
Nov. 9	Dallas Cowboys*	L, 31-17	83,603	
[WEEK 11 - BYE WEEK]				
Nov. 23	at Indianapolis Colts	L, 23-3	64,328	
Nov. 30	New York Giants	W, 25-24	64,687	
Dec. 7	Houston Texans	L, 27-13	61,070	
Dec. 14	at Baltimore Ravens	L, 20-12	70,801	
Dec. 18	Tennessee Titans	W, 21-13	61,202	
Dec. 28	at Houston Texans	L, 23-17	71,777	

\* Wembley Stadium in London, U.K.

## 2015

**Record:** 5-11 (.313) • **Home:** 4-4 (.500) • **Away:** 1-7 (.125)  
3rd AFC South • **vs. Division:** 2-4 (.333) • **vs. Conference:** 5-7 (.417)  
**Head Coach:** Gus Bradley

Date	Opponent	Result	Attendance	
Sept. 13	Carolina Panthers	L, 20-9	60,733	
Sept. 20	Miami Dolphins	W, 23-20	65,443	
Sept. 27	at New England Patriots	L, 51-17	66,829	
Oct. 4	at Indianapolis Colts	L, 16-13 (OT)	65,609	
Oct. 11	at Tampa Bay Buccaneers	L, 38-17	58,490	
Oct. 18	Houston Texans	L, 31-20	58,085	
Oct. 25	Buffalo Bills*	W, 34-31	84,021	
[WEEK 8 - BYE WEEK]				
Nov. 8	at New York Jets	L, 28-23	78,160	
Nov. 15	at Baltimore Ravens	W, 22-20	70,837	
Nov. 19	Tennessee Titans	W, 19-13	60,121	
Nov. 29	San Diego Chargers	L, 31-25	59,477	
Dec. 6	at Tennessee Titans	L, 42-39	57,355	
Dec. 13	Indianapolis Colts	W, 51-16	62,372	
Dec. 20	Atlanta Falcons	L, 23-17	64,016	
Dec. 27	at New Orleans Saints	L, 38-27	73,064	
Jan. 3	at Houston Texans	L, 30-6	71,899	

\* Wembley Stadium in London, U.K.

## 2016

**Record:** 3-13 (.188) • **Home:** 2-6 (.250) • **Away:** 1-7 (.125)  
4th AFC South • **vs. Division:** 2-4 (.333) • **vs. Conference:** 2-10 (.167)

**Head Coach:** Gus Bradley (2-12, .143)

Date	Opponent	Result	Attendance	
Sept. 11	Green Bay Packers	L, 27-23	63,179	
Sept. 18	at San Diego Chargers	L, 38-14	52,165	
Sept. 25	Baltimore Ravens	L, 19-17	60,127	
Oct. 2	Indianapolis Colts*	W, 30-27	83,764	
[WEEK 5 - BYE WEEK]				
Oct. 16	at Chicago Bears	W, 17-16	61,054	
Oct. 23	Oakland Raiders	L, 33-16	62,614	

Oct. 27	at Tennessee Titans	L, 36-22	61,619
Nov. 6	at Kansas City Chiefs	L, 10-14	73,294
Nov. 13	Houston Texans	L, 24-21	62,091
Nov. 20	at Detroit Lions	L, 26-19	61,486
Nov. 27	at Buffalo Bills	L, 28-21	67,849
Dec. 4	Denver Broncos	L, 20-10	63,075
Dec. 11	Minnesota Vikings	L, 25-16	62,701
Dec. 18	at Houston Texans	L, 21-20	71,803

**Head Coach:** Doug Marrone (1-1, .500)

Dec. 24	Tennessee Titans	W, 38-17	59,621
Jan. 1	at Indianapolis Colts	L, 24-20	65,160

\* Wembley Stadium in London, U.K.

## 2017

**Record:** 10-6 (.625) • **Home:** 6-2 (.750) • **Away:** 4-4 (.500)  
1st AFC South • **vs. Division:** 4-2 (.667) • **vs. Conference:** 9-3 (.750)  
**Head Coach:** Doug Marrone

Date	Opponent	Result	Attendance	
Sept. 10	at Houston Texans	W, 29-7	71,710	
Sept. 17	Tennessee Titans	L, 37-16	61,709	
Sept. 24	Baltimore Ravens*	W, 44-7	84,592	
Oct. 1	at New York Jets	L, 23-20 (OT)	77,562	
Oct. 8	at Pittsburgh Steelers	W, 30-9	66,237	
Oct. 15	Los Angeles Rams	L, 27-17	56,232	
Oct. 22	at Indianapolis Colts	W, 27-0	63,104	
[WEEK 8 - BYE WEEK]				
Nov. 5	Cincinnati Bengals	W, 23-7	60,720	
Nov. 12	Los Angeles Chargers	W, 20-17 (OT)	60,835	
Nov. 19	at Cleveland Browns	W, 19-7	57,003	
Nov. 26	at Arizona Cardinals	L, 27-24	63,891	
Dec. 3	Indianapolis Colts	W, 30-10	61,207	
Dec. 10	Seattle Seahawks	W, 30-24	64,431	
Dec. 17	Houston Texans	W, 45-7	64,701	
Dec. 24	at San Francisco 49ers	L, 44-33	70,133	
Dec. 31	at Tennessee Titans	L, 15-10	65,501	

Jan. 7	AFC Wild Card Playoff game	Buffalo Bills	W, 10-7	69,442
--------	----------------------------	---------------	---------	--------

Jan. 14	at AFC Divisional Playoff game	Pittsburgh Steelers	W, 45-42	64,524
---------	--------------------------------	---------------------	----------	--------

Jan. 21	at AFC Championship game	New England Patriots	L, 24-20	65,878
---------	--------------------------	----------------------	----------	--------



The Jaguars defeated the Steelers, 45-42, in the AFC Wild Card game on Jan. 14, 2021.



# YEAR-BY-YEAR RESULTS

## 2018

**Record:** 5-11 (.313) • **Home:** 3-5 (.375) • **Away:** 2-6 (.250)  
4th AFC South • **vs. Division:** 1-5 (.167) • **vs. Conference:** 4-8 (.333)  
**Head Coach:** Doug Marrone

Date	Opponent	Result	Attendance
Sept. 9	at New York Giants	W, 20-15	77,992
Sept. 16	New England Patriots	W, 31-20	68,527
Sept. 23	Tennessee Titans	L, 9-6	64,015
Sept. 29	New York Jets	W, 31-12	65,353
Oct. 7	at Kansas City Chiefs	L, 30-14	75,289
Oct. 14	at Dallas Cowboys	L, 40-7	90,767
Oct. 21	Houston Texans	L, 20-7	66,534
Oct. 28	Philadelphia Eagles*	L, 24-18	85,870
[WEEK 9 - BYE WEEK]			
Nov. 11	at Indianapolis Colts	L, 29-26	57,473
Nov. 18	Pittsburgh Steelers	L, 20-16	67,683
Nov. 25	at Buffalo Bills	L, 24-21	57,799
Dec. 2	Indianapolis Colts	W, 6-0	67,030
Dec. 6	at Tennessee Titans	L, 30-9	60,344
Dec. 16	Washington	L, 16-13	67,577
Dec. 23	at Miami Dolphins	W, 17-7	65,798
Dec. 30	at Houston Texans	L, 20-3	71,848

\* Wembley Stadium in London, U.K.

## 2019

**Record:** 6-10 (.375) • **Home:** 3-5 (.375) • **Away:** 3-5 (.375)  
4th AFC South • **vs. Division:** 2-4 (.333) • **vs. Conference:** 6-6 (.500)  
**Head Coach:** Doug Marrone

Date	Opponent	Result	Attendance
Sept. 8	Kansas City Chiefs	L, 40-26	60,157
Sept. 15	at Houston Texans	L, 13-12	71,651
Sept. 19	Tennessee Titans	W, 20-7	58,613
Sept. 29	at Denver Broncos	W, 26-24	76,219
Oct. 6	at Carolina Panthers	L, 34-27	72,762
Oct. 13	New Orleans Saints	L, 13-6	64,341
Oct. 20	at Cincinnati Bengals	W, 27-17	42,784
Oct. 27	New York Jets	L, 29-15	57,833
Nov. 3	Houston Texans*	L, 26-3	84,771
[WEEK 10 - BYE WEEK]			
Nov. 17	at Indianapolis Colts	L, 33-13	61,986
Nov. 24	at Tennessee Titans	L, 42-20	60,926
Dec. 1	Tampa Bay Buccaneers	L, 28-11	62,633
Dec. 8	Los Angeles Chargers	L, 45-10	57,866
Dec. 15	at Oakland Raiders	W, 20-16	52,788
Dec. 22	at Atlanta Falcons	L, 24-12	70,873
Dec. 29	Indianapolis Colts	W, 38-20	58,472

\* Wembley Stadium in London, U.K.

## 2020 SCHEDULE

**Record:** 1-15 (.0625) • **Home:** 1-7 (.142) • **Away:** 0-8 (.000)  
4th AFC South • **vs. Division:** 1-5 (.166) • **vs. Conference:** 1-11 (.083)  
**Head Coach:** Doug Marrone

Date	Opponent	Result	Attendance
Sept. 13	Indianapolis	W, 27-20	14,100
Sept. 20	at Tennessee	L, 33-30	0
Sept. 24	Miami	L, 31-13	16,563
Oct. 4	at Cincinnati	L, 33-25	6,243
Oct. 11	at Houston	L, 30-14	12,413
Oct. 18	Detroit	L, 34-16	14,513
Oct. 25	at Los Angeles Chargers	L, 39-29	0
Nov. 8	Houston	L, 27-25	15,668
Nov. 15	at Green Bay	L, 24-20	0
Nov. 22	Pittsburgh	L, 27-3	17,244
Nov. 29	Cleveland	L, 27-25	15,926
Dec. 6	at Minnesota	L, 27-24	0
Dec. 13	Tennessee	L, 31-10	15,896
Dec. 20	at Baltimore	L, 40-14	0
Dec. 27	Chicago	L, 41-17	17,445
Jan. 3	at Indianapolis	L, 28-14	9,976

## 2021 REGULAR SEASON SCHEDULE

**Head Coach:** Urban Meyer

Date	Opponent	Time	Network
Sept. 12	at Houston	1 p.m.	CBS
Sept. 19	Denver	1 p.m.	CBS
Sept. 26	Arizona	1 p.m.	FOX
Sept. 30	at Cincinnati	8:20 p.m.	NFLN
Oct. 10	Tennessee	1 p.m.	CBS
Oct. 17	Miami (London)	9:30 a.m.	CBS
Oct. 31	at Seattle	4:05 p.m.	CBS
Nov. 7	Buffalo	1 p.m.	CBS
Nov. 14	at Indianapolis	1 p.m.	CBS
Nov. 21	San Francisco	1 p.m.	FOX
Nov. 28	Atlanta	1 p.m.	CBS
Dec. 5	at Los Angeles Rams	4:25 p.m.	CBS
Dec. 12	at Tennessee	1 p.m.	CBS
Dec. 19	Houston	1 p.m.	CBS
Dec. 26	at New York Jets	1 p.m.	CBS
Jan. 2	at New England Patriots	1 p.m.	CBS
Jan. 9	Indianapolis	1 p.m.	CBS

## 2021 SCHEDULE NOTES

• The Jaguars will travel 13,284 miles during the 2021 regular season, including eight away games and one home game at London's Tottenham Hotspur Stadium. The team's trip to London is the longest of the season (4,250 miles), followed by Seattle (2,443) and Los Angeles (2,153).

• On March 30, NFL owners approved a 17-game regular season schedule in 2021. This season, AFC teams will play host for the additional game, with the Jaguars playing the Falcons at TIAA Bank Field on Nov. 28.

Jacksonville has a 2-1 record against Atlanta at TIAA Bank Field with its last win (13-7) on Sept. 16, 2007. The Jaguars' most memorable victory against the Falcons came during the teams' first encounter on Dec. 22, 1996, when Atlanta K Morten Anderson missed a 30-yard field goal in the final seconds to secure the Jaguars' first playoff appearance in their second season as a franchise. Jacksonville advanced to the AFC Championship game weeks later.



Head Coach **Urban Meyer** will travel to his home state of Ohio when the Jaguars take on the Bengals in Week 4.



# SERIES RESULTS

## ARIZONA CARDINALS

**Head Coach:** Kliff Kingsbury (since 2019 • 13-18-1, .422)  
**Stadium:** State Farm Stadium (since 2006 • 63,400)



**Regular Season Series:** 2-3 (.400)      **Home Record:** 1-2 (.333)  
**Postseason Series:** 0-0 (.000)      **Road Record:** 1-1 (.500)

Date	Location	Result	Attendance
Nov. 26, 2017	Arizona	L, 27-24	63,891
Nov. 17, 2013	Jacksonville	L, 27-14	59,862
Sept. 20, 2009	Jacksonville	L, 31-17	46,520
<b>Nov. 27, 2005</b>	<b>Arizona</b>	<b>W, 24-17</b>	<b>37,198</b>
<b>Dec. 10, 2000</b>	<b>Jacksonville</b>	<b>W, 44-10</b>	<b>53,472</b>

## ATLANTA FALCONS

**Head Coach:** Arthur Smith (since 2021)  
**Stadium:** Mercedes-Benz Stadium (since 2017 • 71,000)



**Regular Season Series:** 3-4 (.429)      **Home Record:** 2-1 (.667)  
**Postseason Series:** 0-0 (.000)      **Road Record:** 1-3 (.250)

Date	Location	Result	Attendance
Dec. 22, 2019	Atlanta	L, 24-12	70,873
Dec. 20, 2015	Jacksonville	L, 23-17	64,016
Dec. 15, 2011	Atlanta	L, 41-14	68,856
<b>Sept. 16, 2007</b>	<b>Jacksonville</b>	<b>W, 13-7</b>	<b>61,821</b>
Dec. 28, 2003	Atlanta	L, 21-14	70,266
<b>Nov. 7, 1999</b>	<b>Atlanta</b>	<b>W, 30-7</b>	<b>68,466</b>
<b>Dec. 22, 1996</b>	<b>Jacksonville</b>	<b>W, 19-17</b>	<b>71,449</b>

## BALTIMORE RAVENS

**Head Coach:** John Harbaugh (since 2008 • 129-79, .620)  
**Stadium:** M&T Bank Stadium (since 1998 • 71,008)



**Regular Season Series:** 12-10 (.545)      **Home Record:** 7-3 (.700)  
**Postseason Series:** 0-0 (.000)      **Road Record:** 5-7 (.417)

Date	Location	Result	Attendance
Dec. 20, 2020	Baltimore	L, 40-14	0
<b>Sept. 24, 2017</b>	<b>London</b>	<b>W, 44-7</b>	<b>84,592</b>
Sept. 25, 2016	Jacksonville	L, 19-17	60,127
<b>Nov. 15, 2015</b>	<b>Baltimore</b>	<b>W, 22-20</b>	<b>70,837</b>
Dec. 14, 2014	Baltimore	L, 20-12	70,801
<b>Oct. 24, 2011</b>	<b>Jacksonville</b>	<b>W, 12-7</b>	<b>62,976</b>
Dec. 28, 2008	Baltimore	L, 27-7	71,366
<b>Nov. 13, 2005</b>	<b>Jacksonville</b>	<b>W, 30-3</b>	<b>66,107</b>
Nov. 2, 2003	Baltimore	L, 24-17	69,486
Oct. 20, 2002	Baltimore	L, 17-10	69,173
Nov 25, 2001	Jacksonville	L, 24-21	53,530
Oct. 28, 2001	Baltimore	L, 18-17	69,439
Oct. 8, 2000	Jacksonville	L, 15-10	65,194
Sept. 10, 2000	Baltimore	L, 39-36	68,843
<b>Nov. 28, 1999</b>	<b>Baltimore</b>	<b>W, 30-23</b>	<b>68,428</b>
<b>Nov. 14, 1999</b>	<b>Jacksonville</b>	<b>W, 6-3</b>	<b>67,391</b>
<b>Nov. 1, 1998</b>	<b>Baltimore</b>	<b>W, 45-19</b>	<b>68,915</b>
<b>Sept. 20, 1998</b>	<b>Jacksonville</b>	<b>W, 24-10</b>	<b>67,069</b>
<b>Nov. 30, 1997</b>	<b>Jacksonville</b>	<b>W, 29-27</b>	<b>63,712</b>
<b>Aug. 31, 1997</b>	<b>Baltimore</b>	<b>W, 28-27</b>	<b>61,018</b>
<b>Nov. 24, 1996</b>	<b>Baltimore</b>	<b>W, 28-25 (OT)</b>	<b>57,384</b>
<b>Nov. 10, 1996</b>	<b>Jacksonville</b>	<b>W, 30-27</b>	<b>64,628</b>

• The Jaguars' 44-7 win against Baltimore in 2017 marked the sixth-largest positive point differential in team history and the largest point differential in Jacksonville's six London games.

• Jacksonville's 28-25 overtime victory against Baltimore (Nov. 24, 1996) was the longest game in team history (three hours, 54 minutes).

• From 1996-2001, the Jaguars posted an 8-4 (.667) record against the Ravens in the AFC Central, winning their first eight contests in the series.

## BUFFALO BILLS

**Head Coach:** Sean McDermott (since 2017 • 38-26, .594)  
**Stadium:** Highmark Stadium (since 1973 • 71,870)



**Regular Season Series:** 6-9 (.400)      **Home Record:** 3-4 (.429)  
**Postseason Series:** 2-0 (1.000)      **Road Record:** 3-5 (.375)

Date	Location	Result	Attendance
Nov. 25, 2018	Buffalo	L, 24-21	57,799

Date	Location	Result	Attendance
<b>Jan. 7, 2018</b>	<b>Jacksonville (WC)</b>	<b>W, 10-7</b>	<b>69,442</b>
Nov. 27, 2016	Buffalo	L, 28-21	67,849
<b>Oct. 25, 2015</b>	<b>London</b>	<b>W, 34-31</b>	<b>84,021</b>
Dec. 15, 2013	Jacksonville	L, 27-20	60,085
Dec. 2, 2012	Buffalo	L, 34-18	53,971
<b>Oct. 10, 2010</b>	<b>Buffalo</b>	<b>W, 36-26</b>	<b>58,304</b>
<b>Nov. 22, 2009</b>	<b>Jacksonville</b>	<b>W, 18-15</b>	<b>47,757</b>
Sept. 14, 2008	Jacksonville	L, 20-16	65,167
<b>Nov. 25, 2007</b>	<b>Jacksonville</b>	<b>W, 36-14</b>	<b>64,546</b>
Nov. 26, 2006	Buffalo	L, 27-24	63,608
<b>Sept. 12, 2004</b>	<b>Buffalo</b>	<b>W, 13-10</b>	<b>72,389</b>
Sept. 14, 2003	Jacksonville	L, 38-17	58,613
Oct. 18, 2001	Jacksonville	L, 13-10	58,893
Oct. 18, 1998	Buffalo	L, 17-26	77,635
<b>Dec. 14, 1997</b>	<b>Buffalo</b>	<b>W, 20-14</b>	<b>41,231</b>
<b>Dec. 28, 1996</b>	<b>Buffalo (WC)</b>	<b>W, 30-27</b>	<b>70,213</b>

• On Jan. 17, 2018, Jacksonville hosted Buffalo in the Jaguars' first home playoff game since 1999 and defeated the Bills, 10-7. The Bills are one of three NFL teams that the Jaguars have defeated but never lost to in the playoffs, joining Miami (1-0) and Pittsburgh (2-0). Jacksonville hosts Buffalo in Week 10 of the 2021 season.

• The Jaguars earned their first victory in the NFL International Series when they defeated the Bills, 34-31, at London's Wembley Stadium on Oct. 25, 2015.

• Jacksonville has produced 34-plus points on three occasions in the all-time series against Buffalo. The Jaguars have done so at least three times against only two other teams in franchise history (Tennessee - four; Houston - three).

• Jacksonville defeated Buffalo, 30-27, in the AFC Wild Card game on Dec. 28, 1996 at New Era Field, marking the first win of their postseason run to the AFC Championship (lost to New England, 20-6).

## CAROLINA PANTHERS



**Head Coach:** Matt Rhule (since 2020 • 5-11, .313)  
**Stadium:** Bank of America Stadium (since 1996 • 73,778)

**Regular Season Series:** 3-4 (.429)      **Home Record:** 2-1 (.667)  
**Postseason Series:** 0-0 (.000)      **Road Record:** 1-3 (.250)

Date	Location	Result	Attendance
Oct. 6, 2019	Carolina	L, 34-27	72,762
Sept. 13, 2015	Jacksonville	L, 20-9	60,733
Sept. 25, 2011	Carolina	L, 16-10	71,704
<b>Dec. 9, 2007</b>	<b>Jacksonville</b>	<b>W, 37-6</b>	<b>66,090</b>
Sept. 7, 2003	Carolina	L, 24-23	72,134
<b>Sept. 19, 1999</b>	<b>Carolina</b>	<b>W, 22-19</b>	<b>64,261</b>
<b>Sept. 29, 1996</b>	<b>Jacksonville</b>	<b>W, 24-14</b>	<b>71,537</b>

• In 2015, Jacksonville fell to Carolina, 20-9, in the season opener at TIAA Bank Field. It was the first of 15 consecutive victories for the Panthers, who finished the regular season 15-1 (.938) and advanced to Super Bowl 50 (lost to Denver, 24-10).

• The Jaguars' last win against Carolina was on Dec. 9, 2007 (W, 37-6) at home. That game's 31-point margin of victory is the club's fourth-largest since the start of 2007 and third-largest in team history against an NFC team.

## CHICAGO BEARS



**Head Coach:** Matt Nagy (since 2018 • 28-20, .583)  
**Stadium:** Soldier Field (since 1926 • 61,500)

**Regular Season Series:** 3-5 (.375)      **Home Record:** 1-3 (.250)  
**Postseason Series:** 0-0 (.000)      **Road Record:** 2-2 (.500)

Date	Location	Result	Attendance
Dec. 27, 2020	Jacksonville	L, 41-17	17,445
<b>Oct. 16, 2016</b>	<b>Chicago</b>	<b>W, 17-16</b>	<b>61,054</b>
Oct. 7, 2012	Jacksonville	L, 41-3	67,012
Dec. 7, 2008	Chicago	L, 23-10	61,736
<b>Dec. 12, 2004</b>	<b>Jacksonville</b>	<b>W, 22-3</b>	<b>67,572</b>
Jan. 6, 2002	Chicago	L, 33-13	66,944
<b>Sept. 6, 1998</b>	<b>Chicago</b>	<b>W, 24-23</b>	<b>55,614</b>
Oct. 15, 1995	Jacksonville	L, 30-27	72,020



# SERIES RESULTS

## CINCINNATI BENGALS

**Head Coach:** Zac Taylor (since 2019 · 6-25-1, .203)  
**Stadium:** Paul Brown Stadium (since 2000 · 65,515)



**Regular Season Series:** 13-10 (.566)      **Home Record:** 8-3 (.727)  
**Postseason Series:** 0-0 (.000)      **Road Record:** 5-7 (.417)

Date	Location	Result	Attendance
Oct. 4, 2020	Cincinnati	L, 33-25	6,243
<b>Oct. 10, 2019</b>	<b>Cincinnati</b>	<b>W, 27-17</b>	<b>42,784</b>
<b>Nov. 5, 2017</b>	<b>Jacksonville</b>	<b>W, 23-7</b>	<b>60,720</b>
Nov. 2, 2014	Cincinnati	L, 33-23	60,057
Sept. 30, 2012	Jacksonville	L, 27-10	63,030
Oct. 9, 2011	Jacksonville	L, 30-20	61,799
Nov. 2, 2008	Cincinnati	L, 21-19	64,775
<b>Oct. 9, 2005</b>	<b>Jacksonville</b>	<b>W, 23-20</b>	<b>66,137</b>
<b>Dec. 15, 2002</b>	<b>Cincinnati</b>	<b>W, 29-15</b>	<b>42,092</b>
<b>Dec. 9, 2001</b>	<b>Cincinnati</b>	<b>W, 14-10</b>	<b>44,920</b>
<b>Nov. 11, 2001</b>	<b>Jacksonville</b>	<b>W, 30-13</b>	<b>57,161</b>
Dec. 17, 2000	Cincinnati	L, 17-14	50,469
<b>Sept. 17, 2000</b>	<b>Jacksonville</b>	<b>W, 13-0</b>	<b>45,653</b>
<b>Jan. 2, 2000</b>	<b>Jacksonville</b>	<b>W, 24-7</b>	<b>70,532</b>
<b>Oct. 31, 1999</b>	<b>Cincinnati</b>	<b>W, 41-10</b>	<b>49,138</b>
<b>Nov. 29, 1998</b>	<b>Cincinnati</b>	<b>W, 34-17</b>	<b>55,432</b>
<b>Nov. 8, 1998</b>	<b>Jacksonville</b>	<b>W, 24-11</b>	<b>67,040</b>
Nov. 23, 1997	Cincinnati	L, 31-26	55,158
<b>Oct. 5, 1997</b>	<b>Jacksonville</b>	<b>W, 21-13</b>	<b>67,128</b>
<b>Dec. 1, 1996</b>	<b>Jacksonville</b>	<b>W, 30-27</b>	<b>57,408</b>
Oct. 27, 1996	Cincinnati	L, 28-21	45,890
Nov. 26, 1995	Jacksonville	L, 17-13	68,249
Sept. 10, 1995	Cincinnati	L, 24-17	48,318

· In 2021, the Jaguars play at Cincinnati with the No. 1 pick of the 2020 draft (QB Joe Burrow) and the No. 1 pick of the 2021 draft (QB Trevor Lawrence) set to face off.

· Jacksonville's .566 winning percentage against Cincinnati is the team's second-best mark against any opponent in franchise history. The Jaguars' .727 home winning percentage against the Bengals is their best home figure versus any opponent faced at least 10 times at TIAA Bank Field.

· Prior to losing four consecutive games against Cincinnati since 2008, Jacksonville went 11-2 (.846) against the Bengals from Dec. 1, 1996-Oct. 9, 2005, the best head-to-head stretch against any opponent of 10-plus games in franchise history.

· From Nov. 8, 1998-Sept. 17, 2000, the Jaguars won five consecutive games versus Cincinnati, the third-longest winning streak against any opponent in team history (Baltimore - eight games from 1996-99; Cleveland - six games from 1995-2000).

## CLEVELAND BROWNS

**Head Coach:** Kevin Stefanski (since 2020 · 11-5, .688)  
**Stadium:** FirstEnergy Stadium (since 1999 · 67,431)



**Regular Season Series:** 12-6 (.666)      **Home Record:** 5-4 (.555)  
**Postseason Series:** 0-0 (.000)      **Road Record:** 7-2 (.778)

Date	Location	Result	Attendance
Nov. 29, 2020	Jacksonville	L, 27-25	15,926
<b>Nov. 19, 2017</b>	<b>Cleveland</b>	<b>W, 19-7</b>	<b>57,003</b>
<b>Oct. 19, 2014</b>	<b>Jacksonville</b>	<b>W, 24-6</b>	<b>61,341</b>
<b>Dec. 1, 2013</b>	<b>Cleveland</b>	<b>W, 32-28</b>	<b>69,654</b>
Nov. 20, 2011	Cleveland	L, 14-10	63,498
<b>Nov. 21, 2010</b>	<b>Jacksonville</b>	<b>W, 24-20</b>	<b>62,254</b>
Jan. 3, 2010	Cleveland	L, 23-17	66,935
Oct. 26, 2008	Jacksonville	L, 23-17	64,775
<b>Dec. 4, 2005</b>	<b>Cleveland</b>	<b>W, 20-14</b>	<b>70,941</b>
Dec. 8, 2002	Jacksonville	L, 21-20	46,267
<b>Dec. 16, 2001</b>	<b>Cleveland</b>	<b>W, 15-10</b>	<b>72,818</b>
Sept. 30, 2001	Jacksonville	L, 23-14	57,875
<b>Dec. 3, 2000</b>	<b>Jacksonville</b>	<b>W, 48-0</b>	<b>51,262</b>
<b>Sept. 3, 2000</b>	<b>Cleveland</b>	<b>W, 27-7</b>	<b>72,418</b>
<b>Dec. 19, 1999</b>	<b>Cleveland</b>	<b>W, 24-14</b>	<b>72,038</b>
<b>Oct. 17, 1999</b>	<b>Jacksonville</b>	<b>W, 24-7</b>	<b>62,047</b>
<b>Dec. 24, 1995</b>	<b>Jacksonville</b>	<b>W, 24-21</b>	<b>66,007</b>
<b>Oct. 22, 1995</b>	<b>Cleveland</b>	<b>W, 23-15</b>	<b>64,405</b>

· Jacksonville's .666 winning percentage against Cleveland is the best figure against any team faced in franchise history. The Jaguars' .750 road winning percentage versus the Browns is the club's best mark against any opponent in team history (min. five games).

· From Oct. 22, 1995-Dec. 3, 2000, the Jaguars won six consecutive games against the Browns, the second-longest winning streak against any opponent in franchise history, trailing only an eight-game stretch against Baltimore from 1996-99.

## DALLAS COWBOYS

**Head Coach:** Mike McCarthy (since 2020 · 6-10, .375)  
**Stadium:** AT&T Stadium (since 2009 · 80,000)



**Regular Season Series:** 3-4 (.429)      **Home Record:** 1-1 (.500)  
**Postseason Series:** 0-0 (.000)      **Road Record:** 2-3 (.400)

Date	Location	Result	Attendance
Oct. 14, 2018	Dallas	L, 40-7	90,767
Nov. 9, 2014	London	L, 31-17	83,603
<b>Oct. 31, 2010</b>	<b>Dallas</b>	<b>W, 35-17</b>	<b>81,395</b>
<b>Sept. 10, 2006</b>	<b>Jacksonville</b>	<b>W, 24-17</b>	<b>67,164</b>
Nov. 24, 2002	Dallas	L, 21-29	62,204
<b>Oct. 29, 2000</b>	<b>Dallas</b>	<b>W, 23-17 (OT)</b>	<b>63,554</b>
Oct. 19, 1997	Dallas	L, 26-22	64,464

## DENVER BRONCOS

**Head Coach:** Vic Fangio (since 2019 · 12-20, .375)  
**Stadium:** Empower Field at Mile High (since 2001 · 76,125)



**Regular Season Series:** 6-5 (.545)      **Home Record:** 3-2 (.600)  
**Postseason Series:** 1-1 (.500)      **Road Record:** 3-3 (.500)

Date	Location	Result	Attendance
<b>Sept. 29, 2019</b>	<b>Denver</b>	<b>W, 26-24</b>	<b>76,219</b>
Dec. 4, 2016	Jacksonville	L, 20-10	63,075
Oct. 13, 2013	Denver	L, 35-19	76,862
<b>Sept. 12, 2010</b>	<b>Jacksonville</b>	<b>W, 24-17</b>	<b>63,636</b>
<b>Oct. 12, 2008</b>	<b>Denver</b>	<b>W, 24-17</b>	<b>75,674</b>
<b>Sept. 23, 2007</b>	<b>Denver</b>	<b>W, 23-14</b>	<b>76,463</b>
Oct. 2, 2005	Jacksonville	L, 20-7	66,045
<b>Sept. 19, 2004</b>	<b>Jacksonville</b>	<b>W, 7-6</b>	<b>69,127</b>
<b>Dec. 13, 1999</b>	<b>Jacksonville</b>	<b>W, 27-24</b>	<b>71,357</b>
Oct. 25, 1998	Denver	L, 37-24	75,217
<i>Dec. 27, 1997</i>	<i>Denver (WC)</i>	<i>L, 42-17</i>	<i>74,481</i>
<i>Jan. 4, 1997</i>	<i>Denver (Div.)</i>	<i>W, 30-27</i>	<i>75,678</i>
Dec. 3, 1995	Denver	L, 31-23	72,231

· Denver (twice) is one of only four teams Jacksonville has faced multiple times in the postseason (Buffalo - two times, Pittsburgh - two times, New England - five times). In their first playoff meeting on Jan. 4, 1997, the Jaguars defeated the Broncos, 30-27, in the Divisional round at Empower Field at Mile High. The following season, Denver topped Jacksonville, 42-17, in the Wild Card game on Dec. 27, 1997.

## DETROIT LIONS

**Head Coach:** Dan Campbell (since 2021)  
**Stadium:** Ford Field (since 2002 · 64,500)



**Regular Season Series:** 3-4 (.429)      **Home Record:** 2-2 (.500)  
**Postseason Series:** 0-0 (.000)      **Road Record:** 1-2 (.333)

Date	Location	Result	Attendance
Oct. 18, 2020	Jacksonville	L, 34-16	14,513
Nov. 20, 2016	Detroit	L, 26-19	61,586
Nov. 4, 2012	Jacksonville	L, 31-14	63,050
<b>Nov. 9, 2008</b>	<b>Detroit</b>	<b>W, 38-14</b>	<b>52,631</b>
<b>Nov. 14, 2004</b>	<b>Jacksonville</b>	<b>W, 23-17 (OT)</b>	<b>66,431</b>
<b>Dec. 6, 1998</b>	<b>Jacksonville</b>	<b>W, 37-22</b>	<b>70,717</b>
Dec. 17, 1995	Detroit	L, 44-0	70,204

## GREEN BAY PACKERS

**Head Coach:** Matt LaFleur (since 2019 · 26-6, .813)  
**Stadium:** Lambeau Field (since 1957 · 81,441)



**Regular Season Series:** 2-5 (.286)      **Home Record:** 1-3 (.250)  
**Postseason Series:** 0-0 (.000)      **Road Record:** 1-2 (.333)

Date	Location	Result	Attendance
Nov. 15, 2020	Green Bay	L, 24-20	0
Sept. 11, 2016	Jacksonville	L, 27-23	63,179
Oct. 28, 2012	Green Bay	L, 24-15	70,464
<b>Dec. 14, 2008</b>	<b>Jacksonville</b>	<b>W, 20-16</b>	<b>65,457</b>
<b>Dec. 19, 2004</b>	<b>Green Bay</b>	<b>W, 28-25</b>	<b>70,437</b>
Dec. 3, 2001	Jacksonville	L, 28-21	66,908
Sept. 24, 1995	Jacksonville	L, 24-14	66,744

· Jacksonville won their inaugural matchup in Green Bay, a 28-25 victory in 2004, behind 165 rushing yards from RB **Fred Taylor**.



# SERIES RESULTS

## HOUSTON TEXANS

**Head Coach:** David Culley (since 2021)  
**Stadium:** NRG Stadium (since 2002 · 71,995)

**Regular Season Series:** 13-25 (.342)  
**Postseason Series:** 0-0 (.000)

**Home Record:** 8-11 (.421)  
**Road Record:** 5-14 (.263)



Date	Location	Result	Attendance
Nov. 8, 2020	Jacksonville	L, 27-25	15,668
Oct. 11, 2020	Houston	L, 30-14	12,413
Nov. 11, 2019	London	L, 26-3	84,771
Sept. 15, 2019	Houston	L, 13-12	71,651
Dec. 30, 2018	Houston	L, 20-3	71,848
Oct. 21, 2018	Jacksonville	L, 20-7	66,534
<b>Dec. 17, 2017</b>	<b>Jacksonville</b>	<b>W, 45-7</b>	<b>64,701</b>
<b>Sept. 10, 2017</b>	<b>Houston</b>	<b>W, 29-7</b>	<b>71,710</b>
Dec. 18, 2016	Houston	L, 21-20	71,803
Nov. 13, 2016	Jacksonville	L, 24-21	62,091
Jan. 3, 2016	Houston	L, 30-6	71,899
Oct. 18, 2015	Jacksonville	L, 31-20	58,085
Dec. 28, 2014	Houston	L, 23-17	71,777
Dec. 7, 2014	Jacksonville	L, 27-13	61,070
<b>Dec. 5, 2013</b>	<b>Jacksonville</b>	<b>W, 27-20</b>	<b>60,414</b>
<b>Nov. 24, 2013</b>	<b>Houston</b>	<b>W, 13-6</b>	<b>71,659</b>
Nov. 18, 2012	Houston	L, 43-37 (OT)	71,676
Sept. 16, 2012	Jacksonville	L, 27-7	62,907
Nov. 27, 2011	Jacksonville	L, 20-13	62,004
Oct. 30, 2011	Houston	L, 24-14	71,412
Jan. 2, 2011	Houston	L, 34-17	71,023
<b>Nov. 14, 2010</b>	<b>Jacksonville</b>	<b>W, 31-24</b>	<b>62,340</b>
<b>Dec. 6, 2009</b>	<b>Jacksonville</b>	<b>W, 23-18</b>	<b>42,079</b>
<b>Sept. 27, 2009</b>	<b>Houston</b>	<b>W, 31-24</b>	<b>70,083</b>
Dec. 1, 2008	Houston	L, 30-17	70,809
<b>Sept. 28, 2008</b>	<b>Jacksonville</b>	<b>W, 30-27 (OT)</b>	<b>64,061</b>
Dec. 30, 2007	Houston	L, 42-28	70,660
<b>Oct. 14, 2007</b>	<b>Jacksonville</b>	<b>W, 37-17</b>	<b>63,715</b>
Nov. 12, 2006	Jacksonville	L, 13-10	65,918
Oct. 22, 2006	Houston	L, 27-7	70,035
<b>Dec. 24, 2005</b>	<b>Houston</b>	<b>W, 38-20</b>	<b>70,025</b>
<b>Nov. 6, 2005</b>	<b>Jacksonville</b>	<b>W, 21-14</b>	<b>64,613</b>
Dec. 26, 2004	Jacksonville	L, 21-0	66,227
Oct. 31, 2004	Houston	L, 20-6	70,502
<b>Dec. 7, 2003</b>	<b>Jacksonville</b>	<b>W, 27-0</b>	<b>43,363</b>
Sept. 28, 2003	Houston	L, 24-20	70,041
<b>Nov. 17, 2002</b>	<b>Houston</b>	<b>W, 24-21</b>	<b>69,711</b>
Oct. 27, 2002	Jacksonville	L, 21-19	53,721

· Jacksonville will open at Houston in Week 1 in 2021. It marks the first time since 2017 when Jacksonville defeated Houston, 29-7, that the Jaguars play at the Texans in Week 1.

## INDIANAPOLIS COLTS

**Head Coach:** Frank Reich (since 2018 · 28-20, .583)  
**Stadium:** Lucas Oil Stadium (since 2008 · 63,000)

**Regular Season Series:** 15-25 (.375)  
**Postseason Series:** 0-0 (.000)

**Home Record:** 10-10 (.474)  
**Road Record:** 5-15 (.250)



Date	Location	Result	Attendance
Jan. 3, 2021	Indianapolis	L, 28-14	9,976
<b>Sept. 13, 2020</b>	<b>Jacksonville</b>	<b>W, 27-20</b>	<b>14,100</b>
<b>Dec. 29, 2019</b>	<b>Jacksonville</b>	<b>W, 38-20</b>	<b>58,472</b>
Nov. 17, 2019	Indianapolis	L, 33-13	61,986
<b>Dec. 2, 2018</b>	<b>Jacksonville</b>	<b>W, 6-0</b>	<b>67,030</b>
Nov. 11, 2018	Indianapolis	L, 29-26	57,473
<b>Dec. 3, 2017</b>	<b>Jacksonville</b>	<b>W, 30-10</b>	<b>61,207</b>
<b>Oct. 22, 2017</b>	<b>Indianapolis</b>	<b>W, 27-0</b>	<b>63,104</b>
Jan. 1, 2017	Indianapolis	L, 24-20	65,160
<b>Oct. 2, 2016</b>	<b>London</b>	<b>W, 30-27</b>	<b>83,764</b>
<b>Dec. 13, 2015</b>	<b>Jacksonville</b>	<b>W, 51-16</b>	<b>62,372</b>
Oct. 4, 2015	Indianapolis	L, 16-13 (OT)	65,609
Nov. 23, 2014	Indianapolis	L, 23-3	64,328
Sept. 21, 2014	Jacksonville	L, 44-17	60,601
Dec. 29, 2013	Indianapolis	L, 30-10	66,008
Sept. 29, 2013	Jacksonville	L, 37-3	59,695
Nov. 8, 2012	Jacksonville	L, 27-10	63,272
<b>Sept. 23, 2012</b>	<b>Indianapolis</b>	<b>W, 22-17</b>	<b>63,536</b>
<b>Jan. 1, 2012</b>	<b>Jacksonville</b>	<b>W, 19-13</b>	<b>62,481</b>
<b>Nov. 13, 2011</b>	<b>Indianapolis</b>	<b>W, 17-3</b>	<b>64,619</b>
Dec. 19, 2010	Indianapolis	L, 34-24	67,147
<b>Oct. 3, 2010</b>	<b>Jacksonville</b>	<b>W, 31-28</b>	<b>63,111</b>
Dec. 17, 2009	Jacksonville	L, 35-31	63,753
Sept. 13, 2009	Indianapolis	L, 14-12	65,757
Dec. 18, 2008	Jacksonville	L, 31-24	65,648

**Sept. 21, 2008**  
 Dec. 2, 2007  
 Oct. 22, 2007  
**Dec. 10, 2006**  
 Sept. 24, 2006  
 Dec. 11, 2005  
 Sept. 18, 2005  
**Oct. 24, 2004**  
 Oct. 3, 2004  
**Nov. 9, 2003**  
 Sept. 21, 2003  
 Dec. 29, 2002  
 Sept. 8, 2002  
 Sept. 25, 2000  
 Dec. 10, 1995

**Indianapolis**  
 Indianapolis  
 Jacksonville  
**Jacksonville**  
 Indianapolis  
 Jacksonville  
 Indianapolis  
**Jacksonville**  
 Jacksonville  
**Jacksonville**  
 Indianapolis  
 Indianapolis  
 Jacksonville  
 Indianapolis  
 Jacksonville

**W, 23-21**  
 L, 28-25  
 L, 29-7  
**W, 44-17**  
 L, 21-14  
 L, 26-18  
 L, 10-3  
**W, 27-24**  
 L, 24-17  
**W, 28-23**  
 L, 23-13  
 L, 20-13  
 L, 28-25  
 L, 43-14  
 L, 41-31

**65,938**  
 57,302  
 67,164  
**67,164**  
 57,041  
 67,164  
 56,460  
**56,615**  
 73,114  
**45,037**  
 55,770  
 56,755  
 56,595  
 56,816  
 66,099

· The Jaguars posted the seventh shutout in franchise history in Week 13 of the 2018 season when they defeated the Colts, 6-0, at TIAA Bank Field.

· On Oct. 22, 2017, Jacksonville shut out Indianapolis, 27-0, marking the sixth shutout in franchise history and the first since Oct. 8, 2006 (vs. NYJ, 41-0).

· On Dec. 23, 2015, Jacksonville posted a commanding 51-16 victory against Indianapolis at TIAA Bank Field. The Jaguars snapped the Colts' streak of 16 consecutive wins against divisional opponents, which was an NFL record.

· Jacksonville's 51 points scored on Dec. 23, 2015 were a regular season single-game franchise record (W, 62-7 vs. Miami in the Divisional round on Jan. 15, 2000).

· Indianapolis is the only team against which Jacksonville has produced multiple 40-plus-point performances (W, 51-16 on Dec. 23, 2015; W, 44-17 on Dec. 10, 2006).

## KANSAS CITY CHIEFS

**Head Coach:** Andy Reid (since 2013 · 91-37, .711)  
**Stadium:** Arrowhead Stadium (since 1972 · 76,416)



**Regular Season Series:** 6-7 (.462)  
**Postseason Series:** 0-0 (.000)

**Home Record:** 4-3 (.571)  
**Road Record:** 2-4 (.333)

Date	Location	Result	Attendance
Sept. 8, 2019	Jacksonville	L, 40-26	60,157
Oct. 7, 2018	Kansas City	L, 30-14	75,289
Nov. 6, 2016	Kansas City	L, 19-14	73,294
Sept. 8, 2013	Jacksonville	L, 28-2	59,416
Oct. 24, 2010	Kansas City	L, 42-20	69,105
<b>Nov. 8, 2009</b>	<b>Jacksonville</b>	<b>W, 24-21</b>	<b>45,546</b>
<b>Oct. 7, 2007</b>	<b>Kansas City</b>	<b>W, 17-7</b>	<b>76,917</b>
Dec. 31, 2006	Kansas City	L, 35-30	77,500
<b>Oct. 17, 2004</b>	<b>Jacksonville</b>	<b>W, 22-16</b>	<b>66,413</b>
<b>Sept. 15, 2002</b>	<b>Kansas City</b>	<b>W, 23-16</b>	<b>77,934</b>
Dec. 30, 2001	Jacksonville	L, 30-26	59,396
<b>Sept. 13, 1998</b>	<b>Jacksonville</b>	<b>W, 21-16</b>	<b>69,821</b>
<b>Nov. 9, 1997</b>	<b>Jacksonville</b>	<b>W, 24-10</b>	<b>70,444</b>

## LAS VEGAS RAIDERS

**Head Coach:** Jon Gruden (since 2018 · 11-21, .344)  
**Coliseum:** Allegiant Stadium (since 2020 · 65,000)



**Regular Season Series:** 5-4 (.556)  
**Postseason Series:** 0-0 (.000)

**Home Record:** 2-1 (.667)  
**Road Record:** 3-3 (.500)

Date	Location	Result	Attendance
<b>Dec. 15, 2019</b>	<b>Oakland</b>	<b>W, 20-16</b>	<b>52,788</b>
Oct. 23, 2016	Jacksonville	L, 33-16	62,614
Sept. 15, 2013	Oakland	L, 19-9	49,400
Oct. 21, 2012	Oakland	L, 26-23 (OT)	53,971
<b>Dec. 12, 2010</b>	<b>Jacksonville</b>	<b>W, 38-31</b>	<b>58,304</b>
<b>Dec. 23, 2007</b>	<b>Jacksonville</b>	<b>W, 49-11</b>	<b>64,546</b>
<b>Jan. 2, 2005</b>	<b>Oakland</b>	<b>W, 13-6</b>	<b>41,112</b>
<b>Dec. 21, 1997</b>	<b>Oakland</b>	<b>W, 20-9</b>	<b>40,032</b>
Sept. 15, 1996	Oakland	L, 17-3	46,291

· On Dec. 15, 2019, the Jaguars tallied a 20-16 win at Oakland. The victory marked the first win for Jacksonville in the Pacific Time Zone in 10 tries and the final game at the Oakland Coliseum before the Raiders' move to Las Vegas.

· On Dec. 23, 2007, the Jaguars defeated the Raiders, 49-11, at TIAA Bank Field, marking the second-most points scored in a single game in regular season franchise history (W, 51-16 vs. Indianapolis on Dec. 13, 2015). Jacksonville's 38-point margin of victory was the third-largest advantage in team history.





# SERIES RESULTS

## LOS ANGELES CHARGERS

**Head Coach:** Brandon Staley (since 2021)  
**Stadium:** SoFi Stadium (since 2020 • 70,240)



**Regular Season Series:** 3-9 (.250)      **Home Record:** 3-4 (.429)  
**Postseason Series:** 0-0 (.000)      **Road Record:** 0-5 (.000)

Date	Location	Result	Attendance
Oct. 25, 2020	Los Angeles	L, 29-39	0
Dec. 8, 2019	Jacksonville	L, 45-10	57,866
<b>Nov. 12, 2017</b>	<b>Jacksonville</b>	<b>W, 20-17 (OT)</b>	<b>60,835</b>
Sept. 18, 2016	San Diego	L, 38-14	52,165
Nov. 29, 2015	Jacksonville	L, 31-25	59,477
Sept. 28, 2014	San Diego	L, 33-14	56,553
Oct. 20, 2013	Jacksonville	L, 24-6	59,550
Dec. 5, 2011	Jacksonville	L, 38-14	62,743
Sept. 19, 2010	San Diego	L, 38-13	62,691
<b>Nov. 18, 2007</b>	<b>Jacksonville</b>	<b>W, 24-17</b>	<b>66,732</b>
Oct. 10, 2004	San Diego	L, 34-21	52,101
<b>Oct. 5, 2003</b>	<b>Jacksonville</b>	<b>W, 27-21</b>	<b>48,954</b>

• This year's matchup marks just the Jaguars' second time in franchise history facing the Chargers without former QB **Philip Rivers** on Los Angeles' roster.

## LOS ANGELES RAMS

**Head Coach:** Sean McVay (since 2017 • 43-21, .672)  
**Stadium:** SoFi Stadium (since 2020 • 70,240)



**Regular Season Series:** 1-4 (.200)      **Home Record:** 1-1 (.500)  
**Postseason Series:** 0-0 (.000)      **Road Record:** 0-3 (.000)

Date	Location	Result	Attendance
Oct. 15, 2017	Jacksonville	L, 27-17	56,232
Oct. 6, 2013	St. Louis	L, 34-20	54,266
<b>Oct. 18, 2009</b>	<b>Jacksonville</b>	<b>W, 23-20 (OT)</b>	<b>42,088</b>
Oct. 30, 2005	St. Louis	L, 24-21	65,251
Oct. 20, 1996	St. Louis	L, 17-14	60,066

• The Jaguars will make their second-ever trip to the City of Los Angeles when Jacksonville travels to face the Rams in 2020. Jacksonville played at SoFi Stadium in 2020 against the Chargers.

## MIAMI DOLPHINS

**Head Coach:** Brian Flores (since 2019 • 15-17, .469)  
**Stadium:** Hard Rock Stadium (since 1987 • 65,798)



**Regular Season Series:** 4-5 (.444)      **Home Record:** 2-4 (.333)  
**Postseason Series:** 1-0 (1.000)      **Road Record:** 2-1 (.666)

Date	Location	Result	Attendance
Sept. 24, 2020	Jacksonville	L, 31-13	16,563
<b>Dec. 23, 2018</b>	<b>Miami</b>	<b>W, 17-7</b>	<b>65,798</b>
<b>Sept. 20, 2015</b>	<b>Jacksonville</b>	<b>W, 23-20</b>	<b>65,443</b>
Oct. 26, 2014	Jacksonville	L, 27-13	65,633
Dec. 16, 2012	Miami	L, 24-3	53,667
Dec. 13, 2009	Jacksonville	L, 14-10	60,457
<b>Dec. 3, 2006</b>	<b>Miami</b>	<b>W, 24-10</b>	<b>77,500</b>
Oct. 12, 2003	Jacksonville	L, 24-10	66,437
<b>Jan. 15, 2000</b>	<b>Jacksonville</b>	<b>W, 62-7 (Div.)</b>	<b>75,173</b>
<b>Oct. 12, 1998</b>	<b>Jacksonville</b>	<b>W, 28-21</b>	<b>74,051</b>

• Jacksonville earned its 100th regular season victory in franchise history on Dec. 3, 2006 at Miami, 24-10, marking the club's only win at Sun Life Stadium.

• On Jan. 15, 2000, Jacksonville defeated the Dolphins, 62-7, in the Divisional round. The Jaguars' 62 points are the most scored in a postseason game in the Super Bowl era (since the 1966 season). The only team to score more points in an NFL playoff game are the Chicago Bears, who defeated the Washington, 73-0, on Dec. 8, 1940 in the NFL Championship game.

## MINNESOTA VIKINGS

**Head Coach:** Mike Zimmer (since 2014 • 64-47-1, .576)  
**Stadium:** U.S. Bank Stadium (since 2016 • 66,655)



**Regular Season Series:** 1-6 (.143)      **Home Record:** 0-2 (.000)  
**Postseason Series:** 0-0 (.000)      **Road Record:** 1-4 (.200)

Date	Location	Result	Attendance
Dec. 6, 2020	Minneapolis	L, 27-24	0
Dec. 11, 2016	Jacksonville	L, 25-16	62,701

Sept. 9, 2012	Minnesota	L, 26-23 (OT)	56,607
Nov. 23, 2008	Jacksonville	L, 30-12	65,064
Nov. 28, 2004	Minnesota	L, 27-16	64,004
<b>Dec. 23, 2001</b>	<b>Minnesota</b>	<b>W, 33-3</b>	<b>64,150</b>
Dec. 20, 1998	Minnesota	L, 50-10	64,363

• Jacksonville will make its first regular-season trip to U.S. Bank Stadium since the facility opened in 2016. The Jaguars last defeated the Vikings on Dec. 23, 2011.

## NEW ENGLAND PATRIOTS



**Head Coach:** Bill Belichick (since 2000 • 244-92, .726)  
**Stadium:** Gillette Stadium (since 2002 • 68,878)

**Regular Season Series:** 1-7 (.125)      **Home Record:** 1-3 (.250)  
**Postseason Series:** 1-4 (.200)      **Road Record:** 0-4 (.000)

Date	Location	Result	Attendance
<b>Sept. 16, 2018</b>	<b>Jacksonville</b>	<b>W, 31-20</b>	<b>68,527</b>
Jan. 21, 2018	New England (AFC)	L, 24-20	65,878
Sept. 27, 2015	New England	L, 51-17	66,829
Dec. 23, 2012	Jacksonville	L, 23-16	70,251
Dec. 27, 2009	New England	L, 35-7	68,756
Jan. 12, 2008	New England (Div.)	L, 31-20	68,756
Dec. 24, 2006	Jacksonville	L, 24-21	67,164
Jan. 7, 2006	New England (WC)	L, 28-3	68,756
Dec. 14, 2003	New England	L, 27-13	68,436
<b>Jan. 3, 1999</b>	<b>Jacksonville (WC)</b>	<b>W, 25-10</b>	<b>71,139</b>
Dec. 7, 1997	Jacksonville	L, 26-20	73,446
Jan. 12, 1997	New England (AFC)	L, 20-6	60,190
Sept. 22, 1996	New England	L, 28-25 (OT)	59,446

• The Jaguars defeated the Patriots in the regular season for the first time in franchise history in a 31-20 victory on Sept. 16, 2018 at TIAA Bank Field.

• New England (five times) is one of only four teams that the Jaguars have faced multiple times in the postseason (Buffalo, Denver, Pittsburgh - twice). Jacksonville, which owns a 1-4 playoff record against the Patriots, earned its only postseason victory against New England in the Wild Card game on Jan. 3, 1999 (W, 25-10).

• The first overtime game in franchise history was on Sept. 22, 1996 when New England defeated Jacksonville, 28-25, at Foxboro Stadium.

## NEW ORLEANS SAINTS



**Head Coach:** Sean Payton (since 2006 • 143-81, .638)  
**Stadium:** Mercedes-Benz Superdome (since 1975 • 73,000)

**Regular Season Series:** 2-5 (.286)      **Home Record:** 2-2 (.500)  
**Postseason Series:** 0-0 (.000)      **Road Record:** 0-3 (.000)

Date	Location	Result	Attendance
Oct. 13, 2019	Jacksonville	L, 13-6	64,341
Dec. 27, 2015	New Orleans	L, 38-27	73,064
Oct. 2, 2011	Jacksonville	L, 23-10	62,471
Nov. 4, 2007	New Orleans	L, 41-24	70,009
<b>Dec. 21, 2003</b>	<b>Jacksonville</b>	<b>W, 20-19</b>	<b>49,207</b>
<b>Nov. 21, 1999</b>	<b>Jacksonville</b>	<b>W, 41-23</b>	<b>69,772</b>
Oct. 6, 1996	New Orleans	L, 17-13	34,231

• In the Jaguars' 41-23 victory against New Orleans on Nov. 21, 1999, QB **Mark Brunell** threw for 351 yards on just 30 attempts and is the only quarterback in franchise history to throw for at least 350 yards on 30 attempts or fewer.

## NEW YORK GIANTS



**Head Coach:** Joe Judge (since 2020 • 6-10, .375)  
**Stadium:** MetLife Stadium (since 2010 • 82,500)

**Regular Season Series:** 4-3 (.571)      **Home Record:** 3-0 (1.000)  
**Postseason Series:** 0-0 (.000)      **Road Record:** 1-3 (.250)

Date	Location	Result	Attendance
<b>Sept. 9, 2018</b>	<b>N.Y. Giants</b>	<b>W, 20-15</b>	<b>77,992</b>
<b>Nov. 30, 2014</b>	<b>Jacksonville</b>	<b>W, 25-24</b>	<b>64,687</b>
Nov. 28, 2010	N.Y. Giants	L, 24-20	78,533
<b>Nov. 20, 2006</b>	<b>Jacksonville</b>	<b>W, 26-10</b>	<b>67,164</b>
Nov. 3, 2002	N.Y. Giants	L, 24-17	78,337
Dec. 23, 2000	N.Y. Giants	L, 28-25	77,924
<b>Sept. 7, 1997</b>	<b>Jacksonville</b>	<b>W, 40-13</b>	<b>70,581</b>



# SERIES RESULTS

## NEW YORK JETS

**Head Coach:** Robert Saleh (since 2021)  
**Stadium:** MetLife Stadium (since 2010 • 82,500)

**Regular Season Series:** 8-6 (.571)      **Home Record:** 5-1 (.833)  
**Postseason Series:** 0-1 (.000)      **Road Record:** 3-5 (.375)

Date	Location	Result	Attendance
<b>Oct. 27, 2019</b>	Jacksonville	<b>W, 29-15</b>	<b>57,833</b>
<b>Sept. 30, 2018</b>	Jacksonville	<b>W, 31-12</b>	<b>65,353</b>
Oct. 1, 2017	N.Y. Jets	L, 23-20 (OT)	77,562
Nov. 8, 2015	N.Y. Jets	L, 28-23	78,160
Dec. 9, 2012	Jacksonville	L, 17-10	67,027
Sept. 18, 2011	N.Y. Jets	L, 32-2	78,834
<b>Nov. 15, 2009</b>	N.Y. Jets	<b>W, 24-22</b>	<b>76,313</b>
<b>Oct. 8, 2006</b>	Jacksonville	<b>W, 41-0</b>	<b>66,604</b>
<b>Sept. 25, 2005</b>	N.Y. Jets	<b>W, 26-20 (OT)</b>	<b>77,422</b>
Nov. 23, 2003	N.Y. Jets	L, 13-10	77,614
<b>Sept. 29, 2002</b>	Jacksonville	<b>W, 28-3</b>	<b>55,670</b>
<b>Oct. 11, 1999</b>	N.Y. Jets	<b>W, 16-6</b>	<b>78,216</b>
Jan. 10, 1999	N.Y. Jets (Div.)	L, 34-24	78,817
<b>Oct. 13, 1996</b>	Jacksonville	<b>W, 21-17</b>	<b>65,699</b>
Sept. 17, 1995	N.Y. Jets	L, 27-10	49,970

• The Jaguars defeated the Jets, 29-15, in 2019, improving to 5-1 at home against the Jets.

• From Oct. 13, 1996-Nov. 15, 2009, the Jaguars went 6-1 (.857) against the Jets, posting two three-game winning streaks.

• Jacksonville's 41-0 shutout victory against the Jets on Oct. 8, 2006 is one of six shutouts in franchise history, while the 41-point differential marks the second largest point differential in a victory in team history, trailing only a 48-0 victory versus Cleveland in 2000.

## PHILADELPHIA EAGLES

**Head Coach:** Nick Sirianni (since 2021)  
**Stadium:** Lincoln Financial Field (since 2003 • 69,696)

**Regular Season Series:** 3-3 (.500)      **Home Record:** 2-2 (.500)  
**Postseason Series:** 0-0 (.000)      **Road Record:** 1-1 (.500)

Date	Location	Result	Attendance
Oct. 28, 2018	London	L, 24-18	85,870
Sept. 7, 2014	Philadelphia	L, 34-17	69,596
Sept. 26, 2010	Jacksonville	L, 28-3	63,256
<b>Oct. 29, 2006</b>	Philadelphia	<b>W, 13-6</b>	<b>69,249</b>
<b>Oct. 6, 2002</b>	Jacksonville	<b>W, 28-25</b>	<b>65,005</b>
<b>Oct. 12, 1997</b>	Jacksonville	<b>W, 38-21</b>	<b>69,150</b>

## PITTSBURGH STEELERS

**Head Coach:** Mike Tomlin (since 2007 • 145-78-1, .650)  
**Stadium:** Heinz Field (since 2001 • 68,400)

**Regular Season Series:** 12-13 (.480)      **Home Record:** 7-7 (.500)  
**Postseason Series:** 2-0 (1.000)      **Road Record:** 5-6 (.455)

Date	Location	Result	Attendance
Nov. 22, 2021	Jacksonville	L, 27-3	17,244
Nov. 18, 2018	Jacksonville	L, 20-16	67,684
<b>Jan. 14, 2018</b>	Pittsburgh (Div.)	<b>W, 45-42</b>	<b>64,524</b>
<b>Oct. 8, 2017</b>	Pittsburgh	<b>W, 30-9</b>	<b>66,237</b>
Oct. 5, 2014	Jacksonville	L, 17-9	66,198
Oct. 16, 2011	Pittsburgh	L, 17-13	62,934
Oct. 5, 2008	Jacksonville	L, 26-21	65,908
<b>Jan. 5, 2008</b>	Pittsburgh (WC)	<b>W, 31-29</b>	<b>63,629</b>
<b>Dec. 16, 2007</b>	Pittsburgh	<b>W, 29-22</b>	<b>58,793</b>
<b>Sept. 18, 2006</b>	Jacksonville	<b>W, 9-0</b>	<b>67,164</b>
<b>Oct. 16, 2005</b>	Pittsburgh	<b>W, 23-17 (OT)</b>	<b>63,891</b>
Dec. 5, 2004	Jacksonville	L, 17-16	76,877
Dec. 1, 2002	Jacksonville	L, 25-23	55,260
Nov. 18, 2001	Pittsburgh	L, 20-7	62,644
<b>Sept. 9, 2001</b>	Jacksonville	<b>W, 21-3</b>	<b>63,785</b>
<b>Nov. 19, 2000</b>	Pittsburgh	<b>W, 34-24</b>	<b>50,925</b>
Oct. 1, 2000	Jacksonville	L, 24-13	64,351
<b>Dec. 2, 1999</b>	Jacksonville	<b>W, 20-6</b>	<b>68,806</b>
<b>Oct. 3, 1999</b>	Pittsburgh	<b>W, 17-3</b>	<b>57,308</b>
<b>Dec. 28, 1998</b>	Jacksonville	<b>W, 21-3</b>	<b>74,143</b>
Nov. 22, 1998	Pittsburgh	L, 30-15	59,124
Oct. 26, 1997	Pittsburgh	L, 23-17 (OT)	57,011
<b>Sept. 22, 1997</b>	Pittsburgh	<b>W, 30-21</b>	<b>73,016</b>
Nov. 17, 1996	Pittsburgh	L, 28-3	58,879
<b>Sept. 1, 1996</b>	Jacksonville	<b>W, 24-9</b>	<b>70,210</b>
Oct. 29, 1995	Pittsburgh	L, 24-7	54,516



**Oct. 8, 1995**      Jacksonville      **W, 20-16**      **72,042**

• Jacksonville defeated Pittsburgh twice in 2017 at Heinz Field (Oct. 8, 30-9; Jan. 14, 45-42), marking just the second time the Steelers have lost twice at home in the same season to the same opponent (also Jacksonville in 2007).

## SAN FRANCISCO 49ERS

**Head Coach:** Kyle Shanahan (since 2017 • 29-35, .453)  
**Stadium:** Levi's Stadium (since 2014 • 68,500)

**Regular Season Series:** 2-3 (.400)      **Home Record:** 2-1 (.667)  
**Postseason Series:** 0-0 (.000)      **Road Record:** 0-2 (.000)

Date	Location	Result	Attendance
Dec. 24, 2017	San Francisco	L, 44-33	70,133
Oct. 27, 2013	London	L, 42-10	83,559
Nov. 29, 2009	San Francisco	L, 20-3	69,732
<b>Dec. 18, 2005</b>	Jacksonville	<b>W, 10-9</b>	<b>64,764</b>
<b>Sept. 12, 1999</b>	Jacksonville	<b>W, 41-3</b>	<b>68,678</b>

## SEATTLE SEAHAWKS

**Head Coach:** Pete Carroll (since 2010 • 112-63-1, .639)  
**Stadium:** CenturyLink Field (since 2002 • 68,740)

**Regular Season Series:** 3-5 (.375)      **Home Record:** 3-2 (.600)  
**Postseason Series:** 0-0 (.000)      **Road Record:** 0-3 (.000)

Date	Location	Result	Attendance
<b>Dec. 10, 2017</b>	Jacksonville	<b>W, 30-24</b>	<b>64,431</b>
Sept. 22, 2013	Seattle	L, 45-17	68,087
Oct. 11, 2009	Seattle	L, 41-0	67,228
<b>Sept. 11, 2005</b>	Jacksonville	<b>W, 26-14</b>	<b>65,204</b>
Oct. 7, 2001	Seattle	L, 24-15	54,524
Nov. 12, 2000	Jacksonville	L, 28-21	68,063
<b>Dec. 15, 1996</b>	Jacksonville	<b>W, 20-13</b>	<b>66,134</b>
Nov. 12, 1995	Jacksonville	L, 47-30	71,290

## TAMPA BAY BUCCANEERS

**Head Coach:** Bruce Arians (since 2019 • 18-14, .563)  
**Stadium:** Raymond James Stadium (since 1998 • 65,890)

**Regular Season Series:** 4-3 (.571)      **Home Record:** 3-1 (.750)  
**Postseason Series:** 0-0 (.000)      **Road Record:** 1-2 (.333)

Date	Location	Result	Attendance
Dec. 1, 2019	Jacksonville	L, 28-11	62,633
Oct. 11, 2015	Tampa Bay	L, 38-31	58,490
<b>Dec. 11, 2011</b>	Jacksonville	<b>W, 41-14</b>	<b>62,562</b>
<b>Oct. 28, 2007</b>	Tampa Bay	<b>W, 24-23</b>	<b>65,133</b>
<b>Nov. 30, 2003</b>	Jacksonville	<b>W, 17-10</b>	<b>60,543</b>
<b>Nov. 15, 1998</b>	Jacksonville	<b>W, 29-24</b>	<b>72,974</b>
Nov. 19, 1995	Tampa Bay	L, 17-16	71,629

## TENNESSEE TITANS

**Head Coach:** Mike Vrabel (since 2018 • 29-19, .604)  
**Stadium:** Nissan Stadium (since 1999 • 69,143)

**Regular Season Series:** 21-31 (.404)      **Home Record:** 12-14 (.462)  
**Postseason Series:** 0-1 (.000)      **Road Record:** 9-17 (.346)

Date	Location	Result	Attendance
Dec. 13, 2020	Jacksonville	L, 31-10	15,896
Sept. 20, 2020	Tennessee	L, 33-30	0
Nov. 24, 2019	Tennessee	L, 42-20	60,926
Sept. 19, 2019	Jacksonville	W, 20-7	58,613
Dec. 6, 2018	Tennessee	L, 30-9	60,344
Sept. 23, 2018	Jacksonville	L, 9-6	64,015
Dec. 31, 2017	Tennessee	L, 15-10	65,501
Sept. 17, 2017	Jacksonville	L, 37-16	61,709
<b>Dec. 24, 2016</b>	Jacksonville	<b>W, 38-17</b>	<b>59,621</b>
Oct. 27, 2016	Tennessee	L, 36-22	61,619
Dec. 6, 2015	Tennessee	L, 42-39	57,355
<b>Nov. 19, 2015</b>	Jacksonville	<b>W, 19-13</b>	<b>60,121</b>
<b>Dec. 18, 2014</b>	Jacksonville	<b>W, 21-13</b>	<b>61,202</b>
Oct. 12, 2014	Tennessee	L, 16-14	69,143
Dec. 22, 2013	Jacksonville	L, 20-16	60,559
<b>Nov. 10, 2013</b>	Tennessee	<b>W, 29-27</b>	<b>69,143</b>
Dec. 30, 2012	Tennessee	L, 38-20	69,143
<b>Nov. 25, 2012</b>	Jacksonville	<b>W, 24-19</b>	<b>63,323</b>
Dec. 24, 2011	Tennessee	L, 23-17	69,143



# SERIES RESULTS

Date	Opponent	Result	Attendance
Dec. 5, 2010	Tennessee	W, 17-6	69,143
Oct. 18, 2010	Jacksonville	L, 30-3	63,625
Nov. 1, 2009	Tennessee	L, 30-13	69,143
Oct. 4, 2009	Jacksonville	W, 37-17	49,014
Nov. 16, 2008	Jacksonville	L, 24-14	65,258
Sept. 7, 2008	Tennessee	L, 17-10	69,143
Nov. 11, 2007	Tennessee	W, 28-13	69,143
Sept. 9, 2007	Jacksonville	L, 13-10	65,437
Dec. 17, 2006	Tennessee	L, 24-17	69,143
Nov. 5, 2006	Jacksonville	W, 37-7	66,524
Jan. 1, 2006	Jacksonville	W, 40-13	65,485
Nov. 20, 2005	Tennessee	W, 31-28	69,149
Nov. 21, 2004	Jacksonville	L, 18-15	69,703
Sept. 26, 2004	Tennessee	W, 15-12	68,932
Nov. 16, 2003	Tennessee	L, 10-3	68,809
Oct. 26, 2003	Jacksonville	L, 30-17	55,918
Dec. 22, 2002	Jacksonville	L, 28-10	51,033
Oct. 13, 2002	Tennessee	L, 23-14	68,804
Nov. 4, 2001	Tennessee	L, 28-24	68,798
Sept. 23, 2001	Jacksonville	W, 13-6	65,994
Nov. 26, 2000	Jacksonville	W, 16-13	65,454
Oct. 16, 2000	Tennessee	L, 27-13	68,498
Jan. 23, 2000	Jacksonville (AFC)	L, 33-14	75,206
Dec. 26, 1999	Tennessee	L, 41-14	66,641
Sept. 26, 1999	Jacksonville	L, 20-19	61,502
Dec. 13, 1998	Jacksonville	L, 16-13	65,657
Sept. 27, 1998	Tennessee	W, 27-22	34,656
Nov. 16, 1997	Jacksonville	W, 17-9	70,070
Nov. 2, 1997	Tennessee	W, 30-24	27,208
Dec. 8, 1996	Houston	W, 23-17	20,196
Sept. 8, 1996	Jacksonville	L, 34-27	66,468
Oct. 1, 1995	Houston	W, 17-16	36,346
Sept. 3, 1995	Jacksonville	L, 10-3	72,363

• Jacksonville has totaled 21 victories in the all-time series against Tennessee, which are the most wins against any opponent faced in franchise history.

• Jacksonville's first game in franchise history was against the Houston Oilers on Sept. 3, 1995 (L, 10-3). The club's first win came versus Houston on Oct. 1, 1995 (W, 17-16).

• Jacksonville's 150th win in franchise history came against the Titans on Nov. 19, 2015 (W, 19-13) at TIAA Bank Field.

## WASHINGTON FOOTBALL TEAM

**Head Coach:** Ron Rivera (since 2020 • 7-9, .438)  
**Stadium:** FedEx Field (since 1997 • 79,000)



**Regular Season Series:** 1-6 (.143)      **Home Record:** 1-3 (.250)  
**Postseason Series:** 0-0 (.000)      **Road Record:** 0-3 (.000)

Date	Location	Result	Attendance
Dec. 16, 2018	Jacksonville	L, 16-13	67,577
Sept. 14, 2014	Washington	L, 41-10	80,037
Dec. 26, 2010	Jacksonville	L, 20-17 (OT)	63,470
Oct. 1, 2006	Washington	L, 36-30 (OT)	89,450
Nov. 10, 2002	Jacksonville	W, 26-7	66,665
Oct. 22, 2000	Jacksonville	L, 35-16	69,061
Sept. 28, 1997	Washington	L, 24-12	74,421

## POSTSEASON MATCHUPS

Opponent	W-L	W%	PF Avg.	PA Avg.	Home	Away	Last
Buffalo	2-0	100.0	20.0	15.0	1-0	1-0	2017
Denver	1-1	.500	23.5	34.5	0-0	1-1	1997
Miami	1-0	100.0	62.0	7.0	1-0	0-0	1999
New England	1-4	.200	14.8	22.6	1-0	0-4	2017
N.Y. Jets	0-1	.000	24.0	34.0	0-0	0-1	1998
Pittsburgh	2-0	100.0	38.0	35.5	0-0	2-0	2017
Tennessee	0-1	.000	14.0	33.0	0-1	0-1	1999
<b>Total</b>	<b>7-7</b>	<b>.500</b>	<b>24.1</b>	<b>25.5</b>	<b>3-1</b>	<b>4-6</b>	

## AFC OPPONENTS

### AFC NORTH

Opponent	W-L	W%	PF Avg.	PA Avg.	Home	Away	Last
Cleveland	12-6	.666	22.6	15.6	5-4	7-2	2020
Cincinnati	13-10	.565	22.6	18.7	8-3	5-7	2020
Baltimore	12-10	.545	22.2	20.1	7-3	5-7	2020
Pittsburgh	12-13	.480	17.7	17.2	7-7	5-6	2020
<b>Total</b>	<b>49-39</b>	<b>.557</b>	<b>21.1</b>	<b>17.9</b>	<b>27-17</b>	<b>22-22</b>	

### AFC EAST

Opponent	W-L	W%	PF Avg.	PA Avg.	Home	Away	Last
N.Y. Jets	8-6	.571	20.9	16.8	5-1	3-5	2019
Miami	4-5	.444	15.6	19.8	2-4	2-1	2020
Buffalo	6-9	.400	21.3	22.5	3-4	3-5	2018
New England	1-7	.125	18.8	29.3	1-3	0-4	2018
<b>Total</b>	<b>19-27</b>	<b>.413</b>	<b>19.8</b>	<b>21.2</b>	<b>11-12</b>	<b>8-15</b>	

### AFC SOUTH

Opponent	W-L	W%	PF Avg.	PA Avg.	Home	Away	Last
Tennessee	21-31	.404	18.9	21.3	12-14	9-17	2020
Indianapolis	15-25	.375	20.5	23.4	10-10	5-15	2020
Houston	13-25	.342	19.3	22.1	8-11	5-14	2020
<b>Total</b>	<b>49-81</b>	<b>.377</b>	<b>19.5</b>	<b>22.2</b>	<b>30-35</b>	<b>19-46</b>	

### AFC WEST

Opponent	W-L	W%	PF Avg.	PA Avg.	Home	Away	Last
Kansas City	6-7	.462	20.2	23.8	4-3	2-4	2019
Denver	6-5	.545	19.5	22.3	3-2	3-3	2019
Las Vegas Raiders	5-4	.556	21.2	18.7	2-1	3-3	2019
L.A. Chargers	3-9	.250	18.1	31.2	3-4	0-6	2020
<b>Total</b>	<b>20-25</b>	<b>.444</b>	<b>19.7</b>	<b>24.4</b>	<b>12-10</b>	<b>8-15</b>	

## NFC OPPONENTS

### NFC NORTH

Opponent	W-L	W%	PF Avg.	PA Avg.	Home	Away	Last
Detroit	3-4	.429	21.0	26.9	2-2	1-2	2020
Green Bay	2-5	.286	20.2	24.0	1-3	1-2	2020
Chicago	3-5	.375	16.6	24.1	1-3	2-2	2016
Minnesota	1-6	.143	18.3	26.8	0-2	1-4	2016
<b>Total</b>	<b>9-20</b>	<b>.310</b>	<b>19.1</b>	<b>26.0</b>	<b>4-10</b>	<b>5-10</b>	

### NFC EAST

Opponent	W-L	W%	PF Avg.	PA Avg.	Home	Away	Last
Philadelphia	3-3	.500	19.5	23.0	2-2	1-1	2018
N.Y. Giants	4-3	.571	24.7	19.7	3-0	1-3	2018
Dallas	3-4	.429	21.0	23.8	1-2	2-3	2018
Washington	1-6	.143	17.7	25.6	1-2	0-3	2018
<b>Total</b>	<b>11-16</b>	<b>.407</b>	<b>20.8</b>	<b>23.1</b>	<b>7-6</b>	<b>4-10</b>	

### NFC SOUTH

Opponent	W-L	W%	PF Avg.	PA Avg.	Home	Away	Last
Tampa Bay	4-3	.571	24.1	22.0	3-1	1-2	2019
Atlanta	3-4	.429	17.0	20.0	2-1	1-3	2019
Carolina	3-4	.429	21.7	19.2	2-1	1-3	2019
New Orleans	2-5	.286	20.1	24.9	2-2	0-3	2019
<b>Total</b>	<b>12-16</b>	<b>.429</b>	<b>20.8</b>	<b>21.5</b>	<b>9-5</b>	<b>3-11</b>	

### NFC WEST

Opponent	W-L	W%	PF Avg.	PA Avg.	Home	Away	Last
Arizona	2-3	.400	24.6	22.4	1-2	1-1	2017
San Francisco	2-3	.400	19.4	23.6	2-1	0-2	2017
Seattle	3-5	.375	19.9	29.5	3-2	0-3	2017
L.A. Rams	1-4	.200	19.0	24.4	1-1	0-3	2017
<b>Total</b>	<b>8-15</b>	<b>.348</b>	<b>20.6</b>	<b>25.6</b>	<b>7-6</b>	<b>1-9</b>	



# PRESEASON RESULTS

## 1995

Record: 2-3 (.400)

Date	Opponent	Result
July 29	Carolina Panthers*	L, 20-14
Aug. 4	at Miami Dolphins	W, 24-21
Aug. 10	at Detroit Lions	L, 19-3
Aug. 18	St. Louis Rams	L, 27-10
Aug. 25	Denver Broncos	W, 23-17

\* Hall of Fame Game (Canton, Ohio)

## 1996

Record: 2-2 (.500)

Date	Opponent	Result
Aug. 2	New York Giants	L, 24-17
Aug. 9	at St. Louis Rams	L, 17-10
Aug. 18	San Francisco 49ers	W, 38-10
Aug. 23	at Denver Broncos	W, 31-24

## 1997

Record: 4-0 (1.000)

Date	Opponent	Result
Aug. 3	Carolina Panthers	W, 23-9
Aug. 9	at New York Giants	W, 38-16
Aug. 18	at San Francisco 49ers	W, 28-20
Aug. 22	Atlanta Falcons	W, 26-17

## 1998

Record: 2-2 (.500)

Date	Opponent	Result
Aug. 8	at Carolina Panthers	L, 30-27
Aug. 14	New York Giants	W, 24-10
Aug. 22	at Kansas City Chiefs	L, 22-21
Aug. 27	Dallas Cowboys	W, 42-20

## 1999

Record: 3-1 (.750)

Date	Opponent	Result
Aug. 13	Carolina Panthers	W, 35-10
Aug. 21	at New York Giants	L, 27-20
Aug. 22	Kansas City Chiefs	W, 31-6
Sept. 2	at Dallas Cowboys	W, 27-6

## 2000

Record: 3-1 (.750)

Date	Opponent	Result
Aug. 4	at Carolina Panthers	W, 34-14
Aug. 11	New York Giants	W, 16-13
Aug. 19	at Kansas City Chiefs	W, 28-23
Aug. 24	Atlanta Falcons	L, 31-20

## 2001

Record: 2-2 (.500)

Date	Opponent	Result
Aug. 10	Carolina Panthers	W, 18-16
Aug. 16	at New York Giants	L, 27-5
Aug. 23	Kansas City Chiefs	W, 28-23
Aug. 30	at Dallas Cowboys	L, 27-17

## 2002

Record: 1-3 (.250)

Date	Opponent	Result
Aug. 9	at Atlanta Falcons	L, 23-13
Aug. 16	Tampa Bay Buccaneers	L, 20-0
Aug. 23	at Chicago Bears*	W, 24-16
Aug. 29	Dallas Cowboys	L, 28-25

\* Champaign, Ill.

## 2003

Record: 3-1 (.750)

Date	Opponent	Result
Aug. 9	at Minnesota Vikings	W, 16-14
Aug. 15	Miami Dolphins	W, 27-23
Aug. 23	at Tampa Bay Buccaneers	L, 10-6
Aug. 28	Washington	W, 17-15

## 2004

Record: 3-1 (.750)

Date	Opponent	Result
Aug. 14	at Miami Dolphins	L, 16-5
Aug. 20	Tampa Bay Buccaneers	W, 14-6
Aug. 27	Green Bay Packers	W, 9-7
Sept. 2	at New England Patriots	W, 31-0

## 2005

Record: 2-2 (.500)

Date	Opponent	Result
Aug. 13	Miami Dolphins	W, 27-17
Aug. 20	at Tampa Bay Buccaneers	W, 20-17
Aug. 25	Atlanta Falcons	L, 23-7
Sept. 1	at Dallas Cowboys	L, 27-20

## 2006

Record: 3-1 (.750)

Date	Opponent	Result
Aug. 12	at Miami Dolphins	W, 31-26
Aug. 19	Carolina Panthers	L, 17-10
Aug. 26	Tampa Bay Buccaneers	W, 29-18
Aug. 31	at Atlanta Falcons	W, 20-17

## 2007

Record: 3-1 (.750)

Date	Opponent	Result
Aug. 11	at Miami Dolphins	L, 18-17
Aug. 18	Tampa Bay Buccaneers	W, 31-19
Aug. 23	at Green Bay Packers	W, 21-13
Aug. 30	Washington	W, 31-14

## 2008

Record: 3-1 (.750)

Date	Opponent	Result
Aug. 9	Atlanta Falcons	W, 20-17
Aug. 16	Miami Dolphins	L, 19-14
Aug. 23	at Tampa Bay Buccaneers	W, 23-17
Aug. 28	at Washington	W, 24-3

## 2009

Record: 1-3 (.250)

Date	Opponent	Result
Aug. 17	at Miami Dolphins	L, 12-9
Aug. 22	Tampa Bay Buccaneers	L, 24-23
Aug. 27	at Philadelphia Eagles	L, 33-32
Sept. 3	Washington	W, 24-17

## 2010

Record: 2-2 (.500)

Date	Opponent	Result
Aug. 13	at Philadelphia Eagles	L, 28-27
Aug. 21	Miami Dolphins	L, 27-26
Aug. 28	at Tampa Bay Buccaneers	W, 19-13
Sept. 2	Atlanta Falcons	W, 13-9

## 2011

Record: 1-3 (.250)

Date	Opponent	Result
Aug. 11	at New England Patriots	L, 47-12
Aug. 19	Atlanta Falcons	W, 15-13
Aug. 27	at Buffalo Bills	L, 35-32 (OT)
Sept. 1	St. Louis Rams	L, 24-17

## 2012

Record: 3-1 (.750)

Date	Opponent	Result
Aug. 10	New York Giants	W, 32-31
Aug. 17	at New Orleans Saints	W, 27-24
Aug. 23	at Baltimore Ravens	L, 48-17
Aug. 30	Atlanta Falcons	W, 24-14

## 2013

Record: 1-3 (.250)

Date	Opponent	Result
Aug. 9	Miami Dolphins	L, 27-3
Aug. 17	at New York Jets	L, 37-13
Aug. 24	Philadelphia Eagles	L, 31-24
Aug. 29	at Atlanta Falcons	W, 20-16

## 2014

Record: 1-3 (.250)

Date	Opponent	Result
Aug. 8	Tampa Bay Buccaneers	W, 16-10
Aug. 17	at Chicago Bears	L, 20-19
Aug. 24	at Detroit Lions	L, 13-12
Aug. 29	Atlanta Falcons	L, 24-14

## 2015

Record: 2-2 (.500)

Date	Opponent	Result
Aug. 14	Pittsburgh Steelers	W, 23-21
Aug. 22	at New York Giants	L, 22-12
Aug. 28	Detroit Lions	L, 22-17
Sept. 3	at Washington	W, 17-16

## 2016

Record: 1-3 (.250)

Date	Opponent	Result
Aug. 11	at New York Jets	L, 17-13
Aug. 20	Tampa Bay Buccaneers	L, 22-21
Aug. 28	Cincinnati Bengals	W, 26-21
Sept. 1	at Atlanta Falcons	L, 17-15

## 2017

Record: 2-2 (.500)

Date	Opponent	Result
Aug. 10	at New England Patriots	W, 31-24
Aug. 17	Tampa Bay Buccaneers	L, 12-8
Aug. 24	Carolina Panthers	L, 24-23
Aug. 31	at Atlanta Falcons	W, 13-7

## 2018

Record: 3-1 (.750)

Date	Opponent	Result
Aug. 9	New Orleans Saints	L, 24-20
Aug. 18	at Minnesota Vikings	W, 14-10
Aug. 25	Atlanta Falcons	W, 17-6
Aug. 30	at Tampa Bay Buccaneers	W, 25-10

## 2019

Record: 0-4 (.000)

Date	Opponent	Result
Aug. 8	at Baltimore Ravens	L, 29-0
Aug. 15	Philadelphia Eagles	L, 24-10
Aug. 25	at Miami Dolphins	L, 22-7
Aug. 30	Atlanta Falcons	L, 31-12

## PRESEASON SERIES RECORDS (52-45)

Opp.	W-L	W%	Opp.	W-L	W%
ATL	9-6	.600	MIN	2-0	1.000
BAL	0-3	.000	N.E.	2-1	.667
BUF	0-1	.000	N.O.	1-1	.500
CAR	4-4	.500	NYG	4-4	.500
CHI	1-1	.500	NYJ	0-2	.000
CIN	1-0	1.000	PHI	0-4	.000
DAL	2-3	.400	PIT	1-0	1.000
DEN	2-0	1.000	STL	0-3	.000
DET	0-3	.000	S.F.	2-0	1.000
G.B.	2-0	1.000	T.B.	8-5	.615
K.C.	3-1	.750	WAS	5-0	1.000
MIA	4-7	.364			



# 1995 STATISTICS

HEAD COACH: TOM COUGHLIN

RECORD: 4-12 (.250)

STANDINGS: 5TH, AFC CENTRAL

DATE	OPPONENT	RESULT	ATT.
Sept. 3	Houston	L, 3-10	72,363
Sept. 10	at Cincinnati	L, 17-24	48,318
Sept. 17	at N.Y. Jets	L, 10-27	49,970
Sept. 24	Green Bay	L, 14-24	66,744
Oct. 1	at Houston	W, 17-16	36,346
Oct. 8	Pittsburgh	W, 20-16	72,042
Oct. 15	Chicago	L, 27-30	72,020
Oct. 22	at Cleveland	W, 23-15	64,405
Oct. 29	at Pittsburgh	L, 7-24	54,516
Nov. 12	Seattle	L, 30-47	71,290
Nov. 19	at Tampa Bay	L, 16-17	71,629
Nov. 26	Cincinnati	L, 13-17	68,249
Dec. 3	at Denver	L, 23-31	72,231
Dec. 10	Indianapolis	L, 31-41	66,099
Dec. 17	at Detroit	L, 0-44	70,204
Dec. 24	Cleveland	W, 24-21	66,007

TOTAL FIRST DOWNS	JAGUARS	OPP.
Rushing	100	121
Passing	154	177
Penalty	29	22
3rd Down: Made/Att.	74/205	107/222
3rd Down Pct.	36.1	48.2
4th Down: Made/Att.	6/15	10/16
4th Down Pct.	40.0	62.5
POSSESSION AVG.	28:37	31:23
TOTAL NET YARDS	4,495	5,515
Average Per Game	280.9	344.7
Total Plays	962	1,030
Average Per Play	4.7	5.4
NET YARDS RUSHING	1,705	2,003
Average Per Game	106.6	125.2
Total Rushes	410	504
NET YARDS PASSING	2,790	3,512
Average Per Game	174.4	219.5
Sacked/Yards Lost	57/354	17/72
Gross Yards	3,144	3,584
Att./Comp.	495/275	509/304
Completion Pct.	55.6	59.7
Had Intercepted	15	13
PUNTS/AVERAGE	82/43.8	61/42.0
NET PUNTING AVG.	38.6	36.1
PENALTIES/YARDS	121/970	102/958
FUMBLES/BALL LOST	23/13	22/11
TOUCHDOWNS	31	46
Rushing	9	17
Passing	19	28
Returns	3	1

BY PERIODS	1	2	3	4	OT	PTS
Jaguars	64	67	28	116	0	275
Opponents	75	138	91	100	0	404

SCORING	TD	RU	PA	RT	PAT	FG	S	TP
Hollis	0	0	0	0	27/28	20/27	0	87
Jackson	5	0	5	0	0	0	0	32
Smith	5	0	3	2	0	0	0	30
Brunell	4	4	0	0	0	0	0	24
Givins	3	0	3	0	0	0	0	18
Stewart	3	2	1	0	0	0	0	18
Tillman	3	0	3	0	0	0	0	18
Dunbar	2	2	0	0	0	0	0	12
Mitchell	2	0	2	0	0	0	0	12
Christopherson	1	1	0	0	0	0	0	6
Howard	1	0	1	0	0	0	0	6
Jordan	1	0	1	0	0	0	0	6
Washington	1	0	0	1	0	0	0	6
Jaguars	31	9	19	3	27/28	20/27	0	275
Opponents	46	17	28	1	45/45	27/31	1	404

RUSHING	NO	YDS	AVG	LG	TD
Stewart	137	525	3.8	22	2
Brunell	67	480	7.2	27t	4
Dunbar	110	361	3.3	26	2
Maston	41	186	4.5	21	0
Jordan	21	62	3.0	10	0
Beuerlein	5	32	6.4	13	0
Cobb	9	18	2.0	5	0
Johnson	3	17	5.7	7	0
Christopherson	16	16	1.0	10	1
Howard	1	8	8.0	8	0
Jaguars	410	1,705	4.2	27t	9
Opponents	504	2,003	4.0	86t	17

RECEIVING	NO	YDS	AVG	LG	TD
Jackson	53	589	11.1	45	5
Mitchell	41	527	12.9	35	2
Tillman	30	368	12.3	28	3
Givins	29	280	9.7	18	3
Howard	26	276	10.6	24	1
J. Smith	22	288	13.1	33	3
Stewart	21	190	9.0	38	1
Maston	18	131	7.3	19	0
Griffith	16	243	15.2	39	0
Marsh	7	127	18.1	34	0
Jordan	5	89	17.8	71t	1
Keith	3	20	6.7	9	0
Dunbar	2	11	5.5	8	0
Laro	1	6	6.0	6	0
Christopherson	1	-1	-1.0	-1	0
Jaguars	275	3,144	11.4	71t	19
Opponents	304	3,584	11.8	68t	28

INTERCEPTIONS	NO	YDS	AVG	LG	TD
Colon	3	46	15.3	41	0
Williams	2	19	9.5	16	0
Goganius	2	11	5.5	6	0
Washington	1	48	48.0	48t	1
Carrington	1	17	17.0	17	0
Smeenge	1	12	12.0	12	0
Grow	1	2	2.0	2	0
Clark	1	0	0.0	0	0
Dumas	1	0	0.0	0	0
Jaguars	13	155	11.9	48t	1
Opponents	15	178	11.9	45	0

PUNTING	NO	YDS	AVG	NET	TB	IN	LG	B
Barker	82	3,591	43.8	38.6	5	19	63	0
Jaguars	82	3,591	43.8	38.6	5	19	63	0
Opponents	61	2,564	42.0	36.1	6	30	58	1

PUNT RET.	NO	FC	YDS	AVG	LG	TD
Howard	24	8	246	10.3	40	0
Givins	2	0	-7	-3.5	-1	0
Tillman	2	0	6	3.0	9	0
Jackson	1	0	-2	-2.0	-2	0
Jaguars	29	8	243	8.4	40	0
Opponents	45	11	323	7.2	25	0

KICKOFF RET.	NO	YDS	AVG	LG	TD
J. Smith	24	540	22.5	89t	1
Jackson	19	404	21.3	47	0
Marsh	15	323	21.5	39	0
Howard	10	178	17.8	24	0
Dunbar	2	32	16.0	21	0
Jordan	2	41	20.5	21	0
Griffith	1	9	9.0	9	0
Maston	1	5	5.0	5	0
Jaguars	74	1,532	20.7	94t	1
Opponents	54	1,278	23.7	95t	1

2-POINT CONVERSIONS: W. Jackson  
Jaguars 1-3; Opponents 0-1

FGs	1-19	20-29	30-39	40-49	50+
Hollis	0/0	7/9	7/8	4/7	2/3
Jaguars	0/0	7/9	7/8	4/7	2/3
Opponents	2/2	10/10	9/9	5/8	1/2

Hollis: (36N, 26G), (29G), (34G), ( ), (22G), (53G, 32G), (47N, 49G, 40G, 54N), (31G), ( ), (26G, 50G, 29G), (22G), (41N, 47B, 36G, 39G), (47G), (27B, 37G), (27N), (42G, 21G, 34G)

Opponents: (19G), (42G, 48N), (21G, 48G), (47N, 49G), (29G, 53G, 32G, 52N), (41G, 19G, 22G), (25G, 21G, 20G), (36G, 29G, 21G), (36G), (25G), (33G), (31G), (38G), (22G, 44G), (38G, 39G, 33G), (40N)

SACKS: Smeenge 4.0, Davey 3.0, Lageman 3.0, Logan 3.0, Mayfield 1.5, Pritchett 1.5, Frase 1.0

Jaguars 17; Opponents 57

TACKLES (Solo-Assists-Total): Schwartz (88-73-161), Goganius (59-73-132), Pritchett (50-51-101), Colon (58-22-80), J. Williams (49-30-79), Davey (39-36-75), Smeenge (40-33-73), V. Clark (59-10-69), Washington (57-8-65), Lageman (35-20-55), Dumas (36-18-54), M. Williams (26-23-49), T. Davis (30-11-41), Thomas (32-7-39), Mayfield (18-16-34), McManus (15-16-31), Frase (16-13-29), Carrington (14-4-18), Logan (10-6-16), Grow (4-5-9), Stephens (3-6-9), Carter (3-5-8), Sheppard (6-1-7), Hall (5-1-6), Green (4-2-6), R. Clark (1-4-5), Miller (0-2-2), Thompson (0-2-2)

### USUAL STARTING LINEUP

#### OFFENSE

- QB Mark Brunell (10)
- Steve Beuerlein (6)
- RB James Stewart (8)
- Vaughn Dunbar (6)
- FB Le'Shai Maston (10)
- WR Ernest Givins (9)
- Jimmy Smith (4)
- WR Willie Jackson (10)
- Desmond Howard (6)
- LT Tony Boselli (12)
- LG Shawn Bouwens (9)
- Jeff Novak (7)
- C Dave Widell (16)
- RG Tom Myslinski (9)
- Ben Coleman (5)
- RT Brian DeMarco (16)
- TE Rich Griffith (15)
- Pete Mitchell (5)

#### DEFENSE

- LE Joel Smeenge (11)
- LT Kelvin Pritchett (16)
- RT Don Davey (12)
- RE Jeff Lageman (11)
- Paul Frase (5)
- SLB Keith Goganius (10)
- James Williams (6)
- MLB Bryan Schwartz (9)
- Keith Goganius (5)
- WLB Mark Williams (10)
- Joel Smeenge (4)
- LCB Vinnie Clark (16)
- RCB Mickey Washington (16)
- LS Harry Colon (11)
- Travis Davis (5)
- RS Mike Dumas (8)
- Harry Colon (5)

PASSING	ATT	CMP	PCT	YDS	YDS/ATT	TD	INT	LG	SK/YDS	RTG
Brunell	346	201	58.1	2,168	6.27	15	7	45	39/238	82.6
Beuerlein	142	71	50.0	952	6.70	4	7	71t	17/103	60.5
Johnson	7	3	42.9	24	3.43	0	1	19	1/13	12.5
Jaguars	495	275	55.6	3,144	6.35	19	15	71t	57/354	75.0
Opponents	509	304	59.7	3,584	7.04	28	13	68t	17/72	88.9



# 1996 STATISTICS

**HEAD COACH: TOM COUGHLIN**

**RECORD: 9-7 (.563)**

**STANDINGS: 5TH, AFC CENTRAL**

DATE	OPPONENT	RESULT	ATT.
Sept. 1	Pittsburgh	W, 24-9	70,210
Sept. 8	Houston	L, 27-34	66,468
Sept. 15 at	Oakland	L, 3-17	46,291
Sept. 22 at	New England	L, 25-28 (OT)	59,446
Sept. 29	Carolina	W, 24-14	71,537
Oct. 6 at	New Orleans	L, 13-17	34,231
Oct. 13	N.Y. Jets	W, 21-17	65,699
Oct. 20 at	St. Louis	L, 14-17	60,066
Oct. 27 at	Cincinnati	L, 21-28	45,890
Nov. 10	Baltimore	W, 30-27	64,628
Nov. 17 at	Pittsburgh	L, 3-28	58,879
Nov. 24 at	Baltimore	W, 28-25 (OT)	57,384
Dec. 1	Cincinnati	W, 30-27	57,408
Dec. 8 at	Houston	W, 23-17	20,196
Dec. 15	Seattle	W, 20-13	66,134
Dec. 22	Atlanta	W, 19-17	71,449
Dec. 28 at	Buffalo	W, 30-27	70,213
Jan. 4 at	Denver	W, 30-27	75,678
Jan. 12 at	New England	L, 6-20	60,190

	JAGUARS	OPP.
<b>TOTAL FIRST DOWNS</b>	<b>325</b>	<b>316</b>
Rushing	90	110
Passing	208	181
Penalty	27	25
3rd Down: Made/Att.	87/208	93/211
3rd Down Pct.	41.8	44.1
4th Down: Made/Att.	5/8	3/8
4th Down Pct.	62.5	37.5
<b>POSSESSION AVG.</b>	<b>31:18</b>	<b>28:42</b>
<b>TOTAL NET YARDS</b>	<b>5,760</b>	<b>5,095</b>
Average Per Game	360.0	318.4
Total Plays	1,038	993
Average Per Play	5.5	5.1
<b>NET YARDS RUSHING</b>	<b>1,650</b>	<b>1781</b>
Average Per Game	103.1	111.3
Total Rushes	431	447
<b>NET YARDS PASSING</b>	<b>4,110</b>	<b>3,314</b>
Average Per Game	256.9	207.1
Sacked/Yards Lost	50/257	37/237
Gross Yards	4,367	3,551
Att./Comp.	557/353	509/291
Completion Pct.	63.4	57.2
Had Intercepted	20	13
<b>PUNTS/AVERAGE</b>	<b>69/43.7</b>	<b>71/42.0</b>
<b>NET PUNTING AVG.</b>	<b>69/35.6</b>	<b>71/34.5</b>
<b>PENALTIES/YARDS</b>	<b>127/1006</b>	<b>97/800</b>
<b>FUMBLES/BALL LOST</b>	<b>29/10</b>	<b>26/14</b>
<b>TOUCHDOWNS</b>	<b>33</b>	<b>37</b>
Rushing	13	9
Passing	19	24
Returns	1	4

BY PERIODS	1	2	3	4	OT	PTS
Jaguars	68	80	80	94	3	325
Opponents	70	117	65	80	3	335

SCORING	TD	RU	PA	RT	PAT	FG	S	TP
Hollis	0	0	0	0	27/27	30/36	0	17
Stewart	10	8	2	0			0	60
Smith	7	0	7	0			0	42
Brunell	3	3	0	0			0	22
McCardell	3	0	3	0			0	22
Jackson	3	0	3	0			0	20
Means	3	2	1	0			0	18
Rison	2	0	2	0			0	12
Mitchell	1	0	1	0			0	6
Washington	1	0	0	1			0	6
Jaguars	33	13	19	1	27/27	30/36	0	325
Opponents	37	9	24	4	33/35	26/34	0	335

RUSHING	NO	YDS	AVG	LG	TD
Stewart	190	723	3.8	34	8
Means	152	507	3.3	35	2
Brunell	80	396	5.0	33	3
Maston	8	22	2.8	7	0
Jackson	1	2	2.0	2	0
Jaguars	431	1,650	3.8	35	13
Opponents	447	1,781	4.0	76	9

RECEIVING	NO	YDS	AVG	LG	TD
McCardell	85	1,129	13.3	52	3
Smith	83	1,244	15.0	62	7
Mitchell	52	575	11.1	30	1
Rison	34	458	13.5	61t	2
Jackson	33	486	14.7	58	3
Stewart	30	177	5.9	21t	2
Brown	17	141	8.3	16	0
Means	7	45	6.4	11t	1
Maston	6	54	9.0	17	0
Griffith	5	53	10.6	18	0
Hallock	1	5	5.0	5	0
Jaguars	353	4,367	12.4	62	19
Opponents	291	3,551	12.2	63t	24

INTERCEPTIONS	NO	YDS	AVG	LG	TD
Hudson	2	25	12.5	21	0
Hardy	2	19	9.5	13	0
Thomas	2	7	3.5	8	0
Davis	2	0	0.0	0	0
Brackens	1	27	27.0	27	0
Hall	1	20	20.0	20	0
Clark	1	15	15.0	15	0
Washington	1	1	1.0	1	0
Beasley	1	0	0.0	0	0
Jaguars	13	114	8.8	27	0
Opponents	20	370	18.5	92t	3

PUNTING	NO	YDS	AVG	NET	TB	IN	LG	B
Barker	69	3,016	43.7	35.6	8	16	62	0
Jaguars	69	3,016	43.7	35.6	8	16	62	0
Opponents	71	2,979	42.0	34.5	9	19	70	0

PUNT RET.	NO	FC	YDS	AVG	LG	TD
Hudson	32	12	348	10.9	60	0
McCardell	1	1	2	2.0	2	0
Thomas	1	0	1	1.0	1	0
Jaguars	34	13	351	10.3	60	0
Opponents	44	7	400	9.1	40	0

KICKOFF RET.	NO	YDS	AVG	LG	TD
Jordan	26	553	21.3	73	0
Brooks	17	412	24.2	36	0
Bullard	7	157	22.4	36	0
Jackson	7	149	21.3	27	0
Bell	6	119	19.8	28	0
Griffith	2	24	12.0	16	0
Maston	2	49	24.5	29	0
Jaguars	67	1,463	21.8	73	0
Opponents	71	1,674	23.6	62	0

**2-POINT CONVERSIONS:** Brunell 2, McCardell 2, Jackson  
Jaguars 5-6, Opponents 1-2

FGs	1-19	20-29	30-39	40-49	50+
Hollis	2/2	9/9	12/14	5/8	2/3
Jaguars	2/2	9/9	12/14	5/8	2/3
Opponents	0/0	16/16	5/7	5/10	0/1

**Hollis:** (52G), (38G, 37G, 31N), (33G), (42N, 27G), (53G), (48N, 36G, 19G), (35G, 40G), (1), (1), (23G, 33G, 24G), (40G), (29G, 41N, 34G), (25G, 46G, 40G, 39G, 39G, 20G), (51N, 34G, 38G, 31G), (36G, 19G, 39G), (23G, 26G, 22G, 42G)

**Opponents:** (48G, 29G, 23G), (32G, 29G), (32G), (23G, 30G, 29G, 44N, 41G, 40G), (45N), (27G), (20G, 36N), (25G), (1), (21G, 21G), (51N), (21G, 29G, 41G, 33G, 49N), (42B, 22G, 34G), (44N, 27G), (27G, 24G), (46G, 30N)

**SACKS:** Simmons 7.5, Brackens 7.0, Hardy 5.5, Smeenge 5.0, Lageman 4.5, Pritchett 2.0, Beasley 1.0, Jurkovic 1.0, Robinson 1.0, Davey 0.5, T. Davis 0.5, Hudson 0.5

**Jaguars 37, Opponents 50**

**TACKLES (Solo-Assists-Total):** Robinson (67-98-165), Hardy (65-65-130), McManus (57-62-119), Washington (65-9-74), Jurkovic (39-33-72), Simmons (25-41-66), Brackens (43-22-65), T. Davis (40-25-65), Hudson (50-14-64), Lageman (46-16-64), Hall (42-18-60), Davey (26-34-60), Smeenge (20-23-43), Schwartz (20-22-42), Pritchett (17-22-39), Thomas (33-3-36), Massey (30-4-34), Beasley (25-6-31), Clark (15-1-16), Boyer (3-4-7), Frase (1-6-7), Logan (4-0-4), Brooks (4-0-4), Bell (2-1-3), A. Davis (0-2-2)

**USUAL STARTING LINEUP**

**OFFENSE**

- QB Mark Brunell (16)
- RB James Stewart (11)
- RB Natrone Means (4)
- FB Le'Shai McCarden (8)
- WR Keenan McCardell (15)
- WR Andre Rison (9)
- WR Jimmy Smith (7)
- TE Derek Brown (14)
- TE Pete Mitchell (7)
- LT Tony Boselli (16)
- LG Ben Coleman (16)
- C Dave Widell (14)
- RG Brian DeMarco (9)
- RT Rich Tytski (7)
- RT Leon Searcy (16)

**DEFENSE**

- LE Joel Smeenge (10)
- LE Jeff Lageman (6)
- LT Don Davey (11)
- RT John Jurkovic (14)
- RE Clyde Simmons (13)
- SLB Kevin Hardy (15)
- MLB Tom McManus (11)
- WLB Eddie Robinson (15)
- LCB Aaron Beasley (5)
- LCB Dave Thomas (5)
- LCB Vinnie Clark (4)
- RCB Mickey Washington (16)
- LS Dana Hall (9)
- RS Travis Davis (7)
- RS Chris Hudson (16)

PASSING	ATT	CMP	PCT	YDS	YDS/ATT	TD	INT	LG	SK/YDS	RTG
Brunell	557	353	63.4	4,367	7.84	19	20	62	50/257	84.0
Jaguars	557	353	63.4	4,367	7.84	19	20	62	50/257	84.0
Opponents	509	291	57.2	3,551	6.98	24	13	63t	37/237	83.9



# 1997 STATISTICS

HEAD COACH: TOM COUGHLIN

RECORD: 11-5 (.688)

STANDINGS: 2nd, AFC CENTRAL

DATE	OPPONENT	RESULT	ATT.
Aug. 31	at Baltimore	W, 28-27	61,018
Sept. 7	N.Y. Giants	W, 40-13	70,581
Sept. 22	Pittsburgh	W, 30-21	73,016
Sept. 28	at Washington	L, 12-24	74,421
Oct. 5	Cincinnati	W, 21-13	67,128
Oct. 12	Philadelphia	W, 38-21	69,150
Oct. 19	at Dallas	L, 22-26	64,464
Oct. 26	at Pittsburgh	L, 17-23 (OT)	57,011
Nov. 2	at Tennessee	W, 30-24	27,208
Nov. 9	Kansas City	W, 24-10	70,444
Nov. 16	Tennessee	W, 17-9	70,070
Nov. 23	at Cincinnati	L, 26-31	55,158
Nov. 30	Baltimore	W, 29-27	63,712
Dec. 7	New England	L, 20-26	73,446
Dec. 14	at Buffalo	W, 20-14	41,231
Dec. 21	at Oakland	W, 20-9	40,032
Dec. 27	at Denver	L, 17-42	74,481

TOTAL FIRST DOWNS	JAGUARS	OPP.
Rushing	308	318
Passing	103	107
Penalty	187	190
3rd Down: Made/Att.	82/209	102/226
3rd Down Pct.	39.2	45.1
4th Down: Made/Att.	5/12	12/23
4th Down Pct.	41.7	52.2
POSSESSION AVG.	29:40	30:20
TOTAL NET YARDS	5,424	5,238
Average Per Game	339.0	327.4
Total Plays	998	1,035
Average Per Play	5.4	5.1
NET YARDS RUSHING	1,720	1,734
Average Per Game	107.5	108.4
Total Rushes	454	455
NET YARDS PASSING	3,704	3,504
Average Per Game	231.5	219.0
Sacked/Yards Lost	40/218	48/331
Gross Yards	3,922	3,835
Att./Comp.	504/313	532/320
Completion Pct.	62.1	60.2
Had Intercepted	9	14
PUNTS/AVERAGE	66/44.9	73/41.9
NET PUNTING AVG.	66/38.8	73/34.4
PENALTIES/YARDS	110/914	90/800
FUMBLES/BALL LOST	17/11	26/15
TOUCHDOWNS	43	39
Rushing	20	12
Passing	20	24
Returns	3	3

BY PERIODS	1	2	3	4	OT	PTS
Jaguars	117	111	66	100	0	394
Opponents	65	91	58	98	6	318

SCORING	TD	RU	PA	RT	PAT	FG	S	TP
Hollis	0	0	0	0	41/41	31/36	0	134
Means	9	9	0	0			0	54
Stewart	9	8	1	0			0	54
McCardell	5	0	5	0			0	30
Mitchell	4	0	4	0			0	24
Smith	4	0	4	0			0	24
Jackson	2	0	2	0			0	14
Brunell	2	2	0	0			0	12
Hudson	2	0	0	2			0	12
Jones	2	0	2	0			0	12
Barlow	1	0	0	1			0	6
Brown	1	0	1	0			0	6
Hallock	1	0	1	0			0	6
Johnson	1	1	0	0			0	6
Jaguars	43	20	20	3	41/41	31/36	0	394
Opponents	39	12	24	3	31/32	17/25	0	318

RUSHING	NO	YDS	AVG	LG	TD
Means	244	823	3.4	20	9
Stewart	136	555	4.1	33	8
Brunell	48	257	5.4	15	2
Johnson	10	34	3.4	25t	1
Hallock	4	21	5.3	11	0
Jackson	3	14	4.7	13	0
Matthews	1	10	10.0	10	0
Shelton	6	4	0.7	2	0
Jordan	1	2	2.0	2	0
Barker	1	0	0.0	0	0
Jaguars	454	1,720	3.8	33	20
Opponents	455	1,734	3.8	30	12

RECEIVING	NO	YDS	AVG	LG	TD
McCardell	85	1,164	13.7	60	5
Smith	82	1,324	16.1	75	4
Stewart	41	336	8.2	40	1
Mitchell	35	380	10.9	33	4
Hallock	18	131	7.3	23	1
Jackson	17	206	12.1	45	2
Means	15	104	6.9	21	0
Brown	8	84	10.5	21	1
Jones	5	87	17.4	26t	2
Barlow	5	74	14.8	29	0
Hall	1	22	22.0	22	0
Moore	1	10	10.0	10	0
Jaguars	313	3,922	12.5	75	20
Opponents	320	3,835	12.0	64t	24

INTERCEPTIONS	NO	YDS	AVG	LG	TD
Figures	5	48	9.6	32	0
Hudson	3	26	8.7	23	0
Thomas	2	34	17.0	23	0
Davis	1	23	23.0	23	0
Kopp	1	9	9.0	9	0
Beasley	1	5	5.0	5	0
Robinson	1	0	0.0	0	0
Jaguars	14	145	10.4	32	0
Opponents	9	184	20.4	47t	2

PUNTING	NO	YDS	AVG	NET	TB	IN	LG	B
Barker	66	2,964	44.9	38.8	8	27	64	0
Jaguars	65	2,964	44.9	38.8	8	27	64	0
Opponents	73	3,060	41.9	34.4	7	20	72	1

PUNT RET.	NO	FC	YDS	AVG	LG	TD
Barlow	36	16	412	11.4	52	0
Jaguars	36	16	412	11.4	52	0
Opponents	29	7	241	8.3	25	0

KICKOFF RET.	NO	YDS	AVG	LG	TD
Jackson	32	653	20.4	38	0
Barlow	10	267	26.7	92t	1
Logan	10	236	23.6	39	0
Mitchell	2	17	8.5	12	0
Davis	1	9	9.0	9	0
Hallock	1	6	6.0	6	0
Moore	1	36	36.0	36	0
Parker	1	9	9.0	9	0
Jaguars	58	1,233	21.3	92t	1
Opponents	77	1,730	22.5	85	0

2-POINT CONVERSIONS: Jackson  
Jaguars 1-2, Opponents 1-6

FGs	1-19	20-29	30-39	40-49	50+
Hollis	2/2	12/14	8/9	7/9	2/2
Jaguars	2/2	12/14	8/9	7/9	2/2
Opponents	1/1	3/3	9/12	4/8	0/1

Hollis: (43N), (29G, 52G, 35N, 42G), (29N, 20G, 45G, 38N, 27G), (30G, 42G, 25G, 47G), (27N), (38G), (1), (20G), (30G, 30G, 37G), (52G), (23G), (21G, 35G, 29G, 25G), (41G, 42G, 31G, 29G, 22G), (44N), (19G, 47G), (19G, 23G)

Opponents: (33G, 25G), (1), (40B), (33N, 41G), (1), (43N), (37G, 21G, 63N), (19G), (33N, 36G, 41N), (45G), (41N, 35G), (20G), (1), (44G, 41G, 33G, 39G, 32N), (38G, 31G), (33G)

SACKS: Simmons 8.5, Brackens 7.0, Smeenge 6.5, Lageman 5.0, Davey 3.0, Pritchett 3.0, Hardy 2.5, Wynn 2.5, Davis 2.0, Robinson 2.0, Boyer 1.5, Hamilton 1.0, Kopp 1.0, Tuaolo 1.0, Schwartz 0.5  
Jaguars 48, Opponents 40

TACKLES (Solo-Assists-Total): Schwartz (69-96-165), Robinson (70-91-161), T. Davis (88-28-116), Thomas (75-13-88), Hudson (61-19-80), Hardy (34-39-73), Simmons (31-40-71), Figures (60-3-63), Brackens (36-26-62), Wynn (25-35-60), Lageman (26-30-56), Smeenge (25-30-55), Davey (16-38-54), Pritchett (20-24-44), Boyer (27-16-43), Payne (13-19-32), Beasley (26-5-31), Tuaolo (12-14-26), Kopp (7-7-14), Hall (11-3-14), Devine (7-1-0), Jurkovic (4-2-0), White (3-3-6), Logan (5-0-5), Hamilton (2-1-3), Brooks (1-1-2), Parker (0-1-1)

## USUAL STARTING LINEUP

### OFFENSE

- QB Mark Brunell (14)
- RB Natrone Means (11)
- James Stewart (5)
- FB Ty Hallock (7)
- WR Keenan McCardell (16)
- WR Jimmy Smith (16)
- TE Pete Mitchell (12)
- Derek Brown (8)
- LT Tony Boselli (12)
- LG Ben Coleman (12)
- C Dave Widell (12)
- Michael Cheever (4)
- RG Rich Tytski (11)
- Brian DeMarco (5)
- RT Leon Searcy (16)

### DEFENSE

- LE Jeff Lageman (16)
- LT Renaldo Wynn (8)
- Kelvin Pritchett (5)
- RT Don Davey (10)
- Seth Payne (5)
- RE Clyde Simmons (13)
- SLB Kevin Hardy (11)
- MLB Bryan Schwartz (16)
- WLB Eddie Robinson (13)
- LCB Dave Thomas (9)
- Aaron Beasley (7)
- RCB Deon Figures (9)
- Dave Thomas (7)
- LS Travis Davis (16)
- RS Chris Hudson (16)

PASSING	ATT	CMP	PCT	YDS	YDS/ATT	TD	INT	LG	SK/YDS	RTG
Brunell	435	264	60.7	3,281	7.54	18	7	75	33/189	91.2
Matthews	40	26	65.0	275	6.88	0	0	43	1/0	84.9
Johnson	28	22	78.6	344	12.29	2	2	40	6/29	111.9
Barker	1	1	100.0	22	22.0	0	0	22	0/0	118.8
Jaguars	504	313	62.1	3,922	7.78	20	9	75	40/218	92.0
Opponents	532	320	60.2	3,835	7.21	24	14	64t	48/331	86.3



# 1998 STATISTICS

HEAD COACH: TOM COUGHLIN

RECORD: 11-5 (.688)

STANDINGS: 1st, AFC CENTRAL

DATE	OPPONENT	RESULT	ATT.
Sept. 6	at Chicago	W, 24-23	55,614
Sept. 13	Kansas City	W, 21-16	69,821
Sept. 20	Baltimore	W, 24-10	67,069
Sept. 27	at Tennessee	W, 27-22	34,656
Oct. 12	Miami	W, 28-21	74,051
Oct. 18	at Buffalo	L, 16-17	77,635
Oct. 25	at Denver	L, 24-37	75,217
Nov. 1	at Baltimore	W, 45-19	68,915
Nov. 8	Cincinnati	W, 24-11	67,040
Nov. 15	Tampa Bay	W, 29-24	72,974
Nov. 22	at Pittsburgh	L, 15-30	59,124
Nov. 29	at Cincinnati	W, 34-17	55,432
Dec. 6	Detroit	W, 37-22	70,717
Dec. 13	Tennessee	L, 13-16	65,657
Dec. 20	at Minnesota	L, 10-50	64,363
Dec. 28	Pittsburgh	W, 21-3	74,143
Jan. 3	New England	W, 25-10	71,139
Jan. 10	at N.Y. Jets	L, 24-34	78,817

TOTAL FIRST DOWNS	JAGUARS	OPP.
Rushing	111	108
Passing	153	178
Penalty	23	23
3rd Down: Made/Att	94/220	81/222
3rd Down Pct.	42.7	36.5
4th Down: Made/Att	4/8	10/20
4th Down Pct.	50.0	50.0
POSSESSION AVG.	28:59	31:01

TOTAL NET YARDS	JAGUARS	OPP.
Avg. Per Game	325.9	347.4
Total Plays	989	1,057
Avg. Per Play	5.3	5.3

NET YARDS RUSHING	JAGUARS	OPP.
Avg. Per Game	131.4	125.0
Total Rushes	487	450

NET YARDS PASSING	JAGUARS	OPP.
Avg. Per Game	194.5	222.4
Sacked/Yards Lost	39/231	30/209
Gross Yards	3,343	3,768
Att./Comp.	463/269	577/325
Completion Pct.	58.1	56.3
Had Intercepted	12	13

PUNTS/AVERAGE	JAGUARS	OPP.
NET PUNTING AVG.	85/38.5	78/43.5
PENALTIES/YARDS	121/898	109/953
FUMBLES/BALL LOST	18/8	25/17

TOUCHDOWNS	JAGUARS	OPP.
Rushing	47	36
Passing	19	9
Returns	24	23
	4	4

BY PERIODS	1	2	3	4	OT	PTS
Jaguars	100	127	81	84	0	392
Opponents	42	138	53	105	0	338

SCORING	TD	RU	PA	RT	PAT	FG	S	TP
Hollis	0	0	0	0	45/45	21/26	0	108
Taylor	17	14	3	0			0	102
Smith	8	0	8	0			0	48
McCardell	6	0	6	0			0	38
Jones	4	0	4	0			0	24
Stewart	3	2	1	0			0	18
Mitchell	2	0	2	0			0	12
Banks	1	1	0	0			0	6
Barlow	1	0	0	1			0	6
Beasley	1	0	0	1			0	6
Darius	1	0	0	1			0	6
Quinn	1	1	0	0			0	6
Shelton	1	1	0	0			0	6
Whitted	1	0	0	1			0	6
Jaguars	47	19	24	4	45/45	21/26	0	392
Opponents	36	9	23	4	30/30	30/35	0	338

RUSHING	NO	YDS	AVG	LG	TD
Taylor	264	1,223	4.6	77t	14
Stewart	53	217	4.1	30	2
Brunell	49	192	3.9	18	0
Banks	26	140	5.4	51	1
Jones	39	121	3.1	21	0
Shelton	30	95	3.2	16	1
Quinn	11	77	7.0	17	1
Howard	7	16	2.3	5	0
Whitted	3	13	4.3	16	0
Martin	5	8	1.6	6	0
Jaguars	487	2,102	4.3	77t	19
Opponents	450	2,000	4.4	61	9

RECEIVING	NO	YDS	AVG	LG	TD
Smith	78	1,182	15.2	72t	8
McCardell	64	892	13.9	67t	6
Taylor	44	421	9.6	78t	3
Mitchell	38	363	9.6	38	2
Barlow	11	168	15.3	31	0
Shelton	10	79	7.9	19	0
Jones	8	90	11.3	31t	4
Stewart	6	42	7.0	19	1
Banks	4	20	5.0	10	0
Whitted	2	61	30.5	55	0
Jones	1	9	9.0	9	0
Moore	1	9	9.0	9	0
Crockett	1	4	4.0	4	0
Howard	1	3	3.0	3	0
Jaguars	269	3,343	12.4	78t	24
Opponents	325	3,768	11.6	79t	23

INTERCEPTIONS	NO	YDS	AVG	LG	TD
Beasley	3	35	11.7	34	0
Hudson	3	10	3.3	8	0
Hardy	2	40	20.0	24	0
Davis	2	34	17.0	34	0
Devine	1	0	0.0	0	0
Figures	1	0	0.0	0	0
Thomas	1	0	0.0	0	0
Jaguars	13	119	9.2	34	0
Opponents	12	216	18.0	78t	3

PUNTING	NO	YDS	AVG	NET	TB	IN	LG	B
Barker	85	3,824	45.0	38.5	11	28	65	0
Jaguars	85	3,824	45.0	38.5	11	28	65	0
Opponents	78	3,395	43.5	34.0	8	17	67	0

PUNT RET.	NO	FC	YDS	AVG	LG	TD
Barlow	43	14	555	12.9	85t	1
Logan	2	0	26	13.0	17	0
Jaguars	45	14	581	12.9	85t	1
Opponents	40	11	332	8.3	25	0

KICKOFF RET.	NO	YDS	AVG	LG	TD
Barlow	30	747	24.9	91	0
Logan	18	414	23.0	53	0
Banks	5	133	26.6	65	0
Jones	2	-1	-0.5	0	0
Mitchell	2	27	13.5	14	0
Fordham	1	0	0.0	0	0
Jones	1	21	21.0	21	0
McCardell	1	15	15.0	15	0
Sadowski	1	0	0.0	0	0
Moore	0	10	---	10	0
Jaguars	61	1,366	22.4	91	0
Opponents	76	1,858	24.4	88t	1

2-POINT CONVERSIONS: McCardell  
Jaguars 1-2, Opponents 1-6

FGs	1-19	20-29	30-39	40-49	50+
Hollis	1/1	8/10	8/9	4/5	0/1
Jaguars	1/1	8/10	8/9	4/5	0/1
Opponents	1/1	7/7	12/12	7/11	3/4

Hollis: (23G) (37N, 21N) (34G, 25B) (18G, 36G) (45N) (35G, 23G, 27G) (45G, 51N) (33G) (39G) (31G, 27G, 34G) () (23G, 47G) (44G, 43G, 30G) (21G, 29G) (25G) ()

Opponents: (45G, 35G, 42N, 19G) (36G, 43G, 29G) (25G) (34G, 32G, 32G) (54N) (24G) (31G, 63G, 32G) () (50G) (34G) (38G, 29G, 41G) (42N, 30G) (47N, 34G, 24G, 45G) (28G, 30G, 41G) (48G, 53G, 44G) (47N, 24G)

SACKS: Smeenge 7.5, Paup 6.5, Brackens 3.5, Pritchett 3.0, White 3.0, Smith 2.0, Hardy 1.5, Boyer 1.0, Wynn 1.0, Davis 0.5, Jurkovic 0.5  
Jaguars 30, Opponents 39

TACKLES (Solo-Assists-Total): Hardy (100-86-186), Schwartz (49-64-113), Paup (56-50-106), Darius (61-44-105), Beasley (70-16-86), Thomas (51-18-69), Smeenge (24-42-66), T. Davis (44-20-64), Hudson (44-20-64), Jurkovic (23-38-61), Wynn (25-33-58), McManus (17-32-49), Brackens (26-22-48), Figures (37-9-46), White (18-20-38), Pritchett (23-14-37), Logan (16-13-29), Boyer (11-15-26), F. Smith (9-17-26), Curry (4-11-15), Payne (5-8-13), Mason (5-4-9), Hamilton (2-3-5), Settles (3-1-4), McElmurry (2-1-3), Threats (1-1-2), Devine (1-0-1)

## USUAL STARTING LINEUP

### OFFENSE

- QB Mark Brunell (14)
- RB Fred Taylor (12)
- FB Daimon Shelton (8)
- WR Keenan McCardell (15)
- WR Jimmy Smith (15)
- TE Pete Mitchell (16)
- Damon Jones (7)
- LT Tony Boselli (15)
- LG Ben Coleman (15)
- C Quentin Neujahr (16)
- RG Brian DeMarco (8)
- Rich Tylski (7)
- RT Leon Searcy (15)

### DEFENSE

- LE Joel Smeenge (14)
- LT John Jurkovic (9)
- Kelvin Pritchett (5)
- RT John Jurkovic (7)
- Kelvin Pritchett (4)
- Renaldo Wynn (4)
- RE Tony Brackens (8)
- Renaldo Wynn (7)
- SLB Bryce Paup (16)
- MLB Bryan Schwartz (12)
- Tom McManus (4)
- WLB Kevin Hardy (16)
- LCB Aaron Beasley (15)
- RCB Dave Thomas (12)
- Deon Figures (4)
- LS Donovin Darius (13)
- RS Chris Hudson (13)

PASSING	ATT	CMP	PCT	YDS	YDS/ATT	TD	INT	LG	SK/YDS	RTG
Brunell	354	208	58.8	2,601	7.35	20	9	78t	28/172	89.9
Quinn	64	34	53.1	387	6.05	2	3	64	9/49	62.4
Martin	45	27	60.0	355	7.89	2	0	67t	2/10	99.8
Jaguars	463	269	58.1	3,343	7.22	24	12	78t	39/231	87.1
Opponents	577	325	56.3	3,768	6.53	23	13	79t	30/209	80.1





# 1999 STATISTICS

HEAD COACH: TOM COUGHLIN

RECORD: 14-2 (.688)

STANDINGS: 1st, AFC CENTRAL

DATE	OPPONENT	RESULT	ATT.
Sept. 12	San Francisco	W, 41-3	68,678
Sept. 19	at Carolina	W, 22-20	64,261
Sept. 26	Tennessee	L, 19-20	61,502
Oct. 3	at Pittsburgh	W, 17-3	57,308
Oct. 11	at N.Y. Jets	W, 16-6	78,216
Oct. 17	Cleveland	W, 24-7	62,047
Oct. 31	at Cincinnati	W, 41-10	49,138
Nov. 7	at Atlanta	W, 30-7	68,466
Nov. 14	Baltimore	W, 6-3	67,391
Nov. 21	New Orleans	W, 41-23	69,772
Nov. 28	at Baltimore	W, 30-23	68,428
Dec. 2	Pittsburgh	W, 20-6	68,806
Dec. 13	Denver	W, 27-24	71,357
Dec. 19	at Cleveland	W, 24-14	72,038
Dec. 26	at Tennessee	L, 14-41	66,641
Jan. 2	Cincinnati	W, 24-7	70,532
Jan. 15	Miami	W, 62-7	75,173
Jan. 23	Tennessee	L, 14-33	75,206

TOTAL FIRST DOWNS	JAGUARS	OPP.
Rushing	116	72
Passing	194	159
Penalty	21	17
3rd Down: Made/Att	92/230	72/215
3rd Down Pct.	40.0	33.5
4th Down: Made/Att	5/10	5/20
4th Down Pct.	50.0	25.0
POSSESSION AVG.	31:57	28:03
TOTAL NET YARDS	5,586	4,334
Avg. Per Game	349.1	270.9
Total Plays	1,085	951
Avg. Per Play	5.1	4.6
NET YARDS RUSHING	2,091	1,444
Avg. Per Game	130.7	90.3
Total Rushes	514	373
NET YARDS PASSING	3,495	2,890
Avg. Per Game	218.4	180.6
Sacked/Yards Lost	36/221	57/373
Gross Yards	3,716	3,263
Att./Comp.	535/320	521/291
Completion Pct.	59.8	55.9
Had Intercepted	11	19
PUNTS/AVERAGE	78/41.8	96/41.4
NET PUNTING AVG.	78/36.9	96/34.5
PENALTIES/YARDS	90/755	93/728
FUMBLES/BALL LOST	18/7	31/11
TOUCHDOWNS	42	24
Rushing	20	6
Passing	16	18
Returns	6	0

BY PERIODS	1	2	3	4	OT	PTS
Jaguars	61	109	103	123	0	396
Opponents	44	81	40	52	0	217

SCORING	TD	RU	PA	RT	PAT	FG	S	TP
Hollis	0	0	0	0	37/37	31/38	0	130
J. Stewart	13	13	0	0	0	0	0	78
J. Smith	6	0	6	0	0	0	0	38
F. Taylor	6	6	0	0	0	0	0	36
McCardell	5	0	5	0	0	0	0	32
Jones	4	0	4	0	0	0	0	24
Beasley	2	0	0	2	0	0	0	12
Brady	1	0	1	0	0	0	0	8
Brunell	1	1	0	0	0	0	0	8
Barlow	1	0	0	1	0	0	0	6
Brackens	1	0	0	1	0	0	0	6
Craft	1	0	0	1	0	0	0	6
Whitted	1	0	0	1	0	0	0	6
Team	0	0	0	0	0	2	4	2
Smeenge	0	0	0	0	0	1	2	2
Jaguars	42	20	16	6	37/37	31/38	3	396
Opponents	24	6	18	0	22/22	17/18	0	217

RUSHING	NO	YDS	AVG	LG	TD
J. Stewart	249	931	3.7	44t	13
Taylor	159	732	4.6	52	6
Brunell	47	208	4.4	15	1
Banks	23	82	3.6	21	0
Howard	13	55	4.2	22	0
Mack	7	40	5.7	19	0
Fiedler	13	26	2.0	15	0
Whitted	1	9	9.0	9	0
Barker	1	6	6.0	6	0
Shelton	1	2	2.0	2	0
Jaguars	514	2,091	4.1	52	20
Opponents	373	1,444	3.9	46	6

RECEIVING	NO	YDS	AVG	LG	TD
J. Smith	116	1,636	14.1	62	6
McCardell	78	891	11.4	49	5
Brady	32	346	10.8	30	1
J. Stewart	21	108	5.1	19	0
Jones	19	221	11.6	31	4
Barlow	16	202	12.6	31	0
Banks	14	137	9.8	38	0
Shelton	12	87	7.3	13	0
Taylor	10	83	8.3	41	0
Howard	1	8	8.0	8	0
Wiegert	1	-3	-3.0	-3	0
Jaguars	320	3,716	11.6	62	16
Opponents	291	3,263	11.2	65t	18

INTERCEPTIONS	NO	YDS	AVG	LG	TD
Beasley	6	200	33.3	93t	2
Darius	4	37	9.3	29	0
Thomas	2	36	18.0	36	0
Brackens	2	16	8.0	16t	1
Bryant	2	0	0.0	0	0
McElmurry	1	26	26.0	26	0
Marts	1	10	10.0	10	0
Boyer	1	5	5.0	5	0
Jaguars	19	330	17.4	93t	3
Opponents	11	149	13.5	43	0

PUNTING	NO	YDS	AVG	NET	TB	IN	LG	B
Barker	78	3,260	41.8	36.9	6	32	83	0
Jaguars	78	3,260	41.8	36.9	6	32	83	0
Opponents	96	3,976	41.4	34.5	10	21	75	1

PUNT RET.	NO	FC	YDS	AVG	LG	TD
Barlow	38	17	414	10.9	74t	1
McCardell	6	4	41	6.8	19	0
Logan	1	0	7	7.0	7	0
Jaguars	45	21	462	10.3	74t	1
Opponents	37	12	259	7.0	36	0

KICKOFF RET.	NO	YDS	AVG	LG	TD
Barlow	19	396	20.8	56	0
Whitted	8	187	23.4	98t	1
Mack	6	112	18.7	32	0
Banks	5	78	15.6	20	0
Jackson	3	58	19.3	23	0
McCardell	2	19	9.5	10	0
Chamblin	1	6	6.0	6	0
Logan	1	25	25.0	25	0
Shelton	1	0	0.0	0	0
Jones	0	0	---	---	0
Jaguars	46	881	19.2	98t	1
Opponents	64	1,474	23.0	66	0

2-POINT CONVERSIONS: Brady, Brunell, McCardell, Smith  
Jaguars 4-5, Opponents 0-2

FGs	1-19	20-29	30-39	40-49	50+
Hollis	0/0	12/13	8/9	10/15	1/1
Jaguars	0/0	12/13	8/9	10/15	1/1
Opponents	0/0	3/3	5/6	8/8	1/1

Hollis: (41G,32G,50G,42G) (36G,40G,31G,49N) (42G) (27G,41G) (32G,44G,21G) (20G,36G,24G) (43G,21G) (27G,48B,24G,34G) (28G,28G,41N) (45G,32G) () (25G,32G) (49G,23G) (49N,41G,48N) () (34N,27G,28N)

Opponents: (42G) () (44G,48G) (48G) (33G,42G) () (29G) () (23G) (52G,39N) (46G,31G,33G) (40G,38G) (40G) () (30G,20G) ()

SACKS: Brackens 12.0, Hardy 10.5, Walker 10.0, Smeenge 5.0, Boyer 4.0, Lake 3.5, L. Smith 3.0, Marts 2.0, Beasley 1.5, Payne 1.5, Wynn 1.5, Paup 1.0, Curry 0.5  
Jaguars 57, Opponents 36

TACKLES (Solo-Assists-Total): Hardy (87-66-153), Darius (68-47-115), Marts (66-46-112), Bryant (64-14-78), Brackens (47-29-76), Lake (56-15-71), Walker (34-37-71), Beasley (55-12-67), Payne (20-40-60), Smeenge (28-28-56), Paup (23-29-52), Boyer (23-20-43), Wynn (9-28-37), McElmurry (21-7-28), L. Smith (10-14-24), Thomas (12-3-15), Curry (4-6-10), McManus (5-4-9), Leroy (2-6-8), R. Stewart (3-5-8), Upshaw (4-4-8), Schwartz (3-3-6)

## USUAL STARTING LINEUP

### OFFENSE

- QB Mark Brunell (15)
- RB Fred Taylor (9)
- James Stewart (7)
- FB Daimon Shelton (9)
- WR Keenan McCardell (15)
- WR Jimmy Smith (16)
- TE Kyle Brady (12)
- Damon Jones (8)
- LT Tony Boselli (16)
- LG Ben Coleman (12)
- C John Wade (16)
- RG Zach Wiegert (12)
- Rich Tylski (8)
- RT Leon Searcy (16)

### DEFENSE

- LE Renaldo Wynn (10)
- Joel Smeenge (7)
- LT Gary Walker (16)
- RT Seth Payne (16)
- RE Tony Brackens (15)
- SLB Bryce Paup (14)
- MLB Lonnie Marts (16)
- WLB Kevin Hardy (16)
- LCB Fernando Bryant (16)
- RCB Aaron Beasley (16)
- SS Donovin Darius (16)
- FS Carnell Lake (16)

PASSING	ATT	CMP	PCT	YDS	YDS/ATT	TD	INT	LG	SK/YDS	RTG
Brunell	441	259	58.7	3,060	6.94	14	9	62	29/174	82.0
Fiedler	94	61	64.9	656	6.98	2	2	25t	7/47	83.5
Jaguars	535	320	59.8	3,716	6.95	16	11	62	36/221	82.3
Opponents	521	291	55.9	3,263	6.26	18	19	65t	57/373	71.0



# 2000 STATISTICS

HEAD COACH: TOM COUGHLIN

RECORD: 7-9 (.438)

STANDINGS: 4TH, AFC CENTRAL

DATE	OPPONENT	RESULT	ATT.
Sept. 3	at Cleveland	W, 27-7	72,418
Sept. 10	at Baltimore	L, 36-39	68,843
Sept. 17	Cincinnati	W, 13-0	45,653
Sept. 25	at Indianapolis	L, 14-43	56,816
Oct. 1	Pittsburgh	L, 13-24	64,351
Oct. 8	Baltimore	L, 10-15	65,194
Oct. 16	at Tennessee	L, 13-27	68,498
Oct. 22	Washington	L, 16-35	69,061
Oct. 29	at Dallas	W, 23-17 (OT)	63,554
Nov. 12	Seattle	L, 21-28	68,063
Nov. 19	at Pittsburgh	W, 34-24	50,925
Nov. 26	Tennessee	W, 16-13	65,454
Dec. 3	Cleveland	W, 48-0	51,262
Dec. 10	Arizona	W, 44-10	53,472
Dec. 17	at Cincinnati	L, 14-17	50,469
Dec. 23	at N.Y. Giants	L, 25-28	77,924

	JAGUARS	OPP.
<b>TOTAL FIRST DOWNS</b>	<b>318</b>	<b>252</b>
Rushing	109	85
Passing	193	144
Penalty	16	23
Third Down: Made /Att.	100/235	74/203
Third Down Pct.	42.6	36.5
Fourth Down: Made/Att.	5/14	4/8
Fourth Down Pct.	35.7	50.0
<b>POSSESSION AVG.</b>	<b>31:32</b>	<b>28:28</b>
<b>TOTAL NET YARDS</b>	<b>5,690</b>	<b>4,845</b>
Average per Game	355.6	302.8
Total Plays	1,080	934
Average Per Play	5.3	5.2
<b>NET YARDS RUSHING</b>	<b>2,032</b>	<b>1,685</b>
Average per Game	127.0	105.3
Total Rushes	481	436
<b>NET YARDS PASSING</b>	<b>3,658</b>	<b>3,160</b>
Average per Game	228.6	197.5
Sacked/Yards Lost	54/289	40/247
Gross Yards	3,947	3,407
Attempts/Completions	545/333	458/258
Completion Pct.	61.1	56.3
Had Intercepted	15	12
<b>PUNTS/AVERAGE</b>	<b>79/41.9</b>	<b>90/42.5</b>
<b>NET PUNTING AVERAGE</b>	<b>79/34.3</b>	<b>90/37.0</b>
<b>PENALTIES/YARDS</b>	<b>95/703</b>	<b>96/814</b>
<b>FUMBLES/BALLS LOST</b>	<b>27/14</b>	<b>26/18</b>
<b>TOUCHDOWNS</b>	<b>40</b>	<b>39</b>
Rushing	18	14
Passing	22	23
Returns	0	2

BY PERIODS	1	2	3	4	OT	PTS
Jaguars	69	142	74	76	6	367
Opponents	59	88	61	119	0	327

SCORING	TD	RU	PA	RT	PAT	FG	S	TP
Hollis	0	0	0	0	33/33	24/26	0	105
F. Taylor	14	12	2	0			0	84
J. Smith	8	0	8	0			0	48
McCardell	5	0	5	0			0	30
Brady	3	0	3	0			0	20
Lindsey	0	0	0	0	5/5	5/7	0	20
Whitted	3	0	3	0			0	18
Brunell	2	2	0	0			0	12
Howard	1	1	0	0			0	6
A. Johnson	1	1	0	0			0	6
Mack	1	1	0	0			0	6
Soward	1	0	1	0			0	6
Stith	1	1	0	0			0	6
<b>Jaguars</b>	<b>40</b>	<b>18</b>	<b>22</b>	<b>0</b>	<b>38/38</b>	<b>29/33</b>	<b>0</b>	<b>367</b>
<b>Opponents</b>	<b>39</b>	<b>14</b>	<b>23</b>	<b>2</b>	<b>36/36</b>	<b>17/24</b>	<b>1</b>	<b>327</b>

RUSHING	NO	YDS	AVG	LG	TD
F. Taylor	292	1,399	4.8	71	12
Brunell	48	236	4.9	16	2
Mack	54	145	2.7	14	1
A. Johnson	28	112	4.0	19	1
Stith	20	55	2.8	12	1
Howard	21	52	2.5	9t	1
Soward	3	28	9.3	20	0
J. Williams	2	8	4.0	4	0
Shelton	2	3	1.5	2	0
Dukes	2	2	1.0	2	0
Quinn	2	-2	-1.0	-1	0
Martin	7	-6	-0.9	2	0
<b>Jaguars</b>	<b>481</b>	<b>2,032</b>	<b>4.2</b>	<b>71</b>	<b>18</b>
<b>Opponents</b>	<b>436</b>	<b>1,685</b>	<b>3.9</b>	<b>45t</b>	<b>14</b>

RECEIVING	NO	YDS	AVG	LG	TD
McCardell	94	1,207	12.8	67t	5
J. Smith	91	1,213	13.3	65t	8
Brady	64	729	11.4	36	3
F. Taylor	36	240	6.7	19	2
Soward	14	154	11.0	45	1
Whitted	13	137	10.5	37t	3
A. Johnson	12	153	12.8	48	0
Shelton	4	48	12.0	16	0
Howard	3	26	8.7	13	0
Barlow	1	28	28.0	28	0
Jones	1	12	12.0	12	0
<b>Jaguars</b>	<b>333</b>	<b>3,947</b>	<b>11.9</b>	<b>67t</b>	<b>22</b>
<b>Opponents</b>	<b>258</b>	<b>3,407</b>	<b>13.2</b>	<b>77t</b>	<b>23</b>

INTERCEPTIONS	NO	YDS	AVG	LG	TD
R. Stewart	2	37	18.5	24	0
Darius	2	26	13.0	21	0
Logan	2	14	7.0	14	0
Beasley	1	39	39.0	39	0
Boyer	1	12	12.0	12	0
Nickerson	1	10	10.0	10	0
Brackens	1	7	7.0	7	0
Bryant	1	0	0.0	0	0
Hardy	1	0	0.0	0	0
<b>Jaguars</b>	<b>12</b>	<b>145</b>	<b>12.1</b>	<b>39</b>	<b>0</b>
<b>Opponents</b>	<b>11</b>	<b>149</b>	<b>13.5</b>	<b>43</b>	<b>0</b>

PUNTING	NO	YDS	AVG	NET	TB	IN	LG	B
Barker	76	3,194	42.0	34.4	5	29	65	0
Lindsey	3	117	39.0	32.3	1	0	46	0
<b>Jaguars</b>	<b>79</b>	<b>3,311</b>	<b>41.9</b>	<b>34.3</b>	<b>6</b>	<b>29</b>	<b>65</b>	<b>0</b>
<b>Opponents</b>	<b>90</b>	<b>3,822</b>	<b>42.5</b>	<b>37.0</b>	<b>8</b>	<b>25</b>	<b>67</b>	<b>1</b>

PUNT RET.	NO	FC	YDS	AVG	LG	TD
Barlow	29	14	200	6.9	21	0
Soward	14	5	108	7.7	18	0
McCardell	3	0	25	8.3	22	0
<b>Jaguars</b>	<b>46</b>	<b>19</b>	<b>333</b>	<b>7.2</b>	<b>22</b>	<b>0</b>
<b>Opponents</b>	<b>38</b>	<b>7</b>	<b>478</b>	<b>12.6</b>	<b>82t</b>	<b>1</b>

KICKOFF RET.	NO	YDS	AVG	LG	TD
Stith	33	785	23.8	47	0
Barlow	11	224	20.4	27	0
Mack	6	104	17.3	35	0
Soward	4	93	23.3	28	0
Whitted	4	67	16.8	20	0
J. Williams	2	50	25.0	30	0
Fordham	1	0	0.0	0	0
Leroy	1	0	0.0	0	0
<b>Jaguars</b>	<b>62</b>	<b>1,323</b>	<b>21.3</b>	<b>47</b>	<b>0</b>
<b>Opponents</b>	<b>73</b>	<b>1,523</b>	<b>20.9</b>	<b>66</b>	<b>1</b>

2-POINT CONVERSIONS: Brady  
Jaguars 1-1, Opponents 2-3

FGs	1-19	20-29	30-39	40-49	50+
Hollis	0/0	6/7	8/8	7/8	3/3
Lindsey	2/2	0/0	1/3	2/2	0/0
<b>Jaguars</b>	<b>2/2</b>	<b>6/7</b>	<b>9/11</b>	<b>9/10</b>	<b>3/3</b>
<b>Opponents</b>	<b>2/2</b>	<b>6/7</b>	<b>4/5</b>	<b>5/10</b>	<b>0/0</b>

Hollis: (50G,25G) (36G, 45G, 48G, 34G, 48G) () () () (23G, 45G) (23G,33G, 51G) (42G, 49B) () (36G, 33G) (27G, 20G, 38G) (40G, 24G) (36G, 50G, 40G) (28N) (36G)  
Lindsey: (30G, 33N, 19G) () (19G, 48G) (49G, 31N)

Opponents: () (44G) (44N, 47N) (41G, 22G) (19G) (47G, 32G, 43G, 21G, 24G) (26G, 44N, 28G) () (19G) () (40G, 42N) (30G, 38G, 28N) () (47N, 32G) (27G) (39N)

SACKS: Brackens 7.5, Smeenge 6.0, Beasley 5.0, Walker 5.0, Boyer 3.5, Wynn 3.5, Hardy 3.0, Payne 2.0, Darius 1.0, Logan 1.0, Nickerson 1.0, Spicer 1.0, Meier 0.5  
**Jaguars 40, Opponents 54**

TACKLES (Solo-Assists-Total): Hardy (88-61-149), Darius (80-32-112), Slaughter (45-63-108), Brackens (47-31-78), Nickerson (34-41-75), Payne (32-42-74), Walker (30-38-68), Logan (50-11-61), Bryant (42-15-57), Wynn (26-29-55), Beasley (45-8-53), Boyer (21-24-45), R. Stewart (28-11-39), Smeenge (13-18-31), L. Smith (11-19-30), Craft (24-5-29), Storz (10-15-25), K. Thomas (17-3-20), Meier (11-6-17), Marts (5-9-14), Leroy (5-8-13), Clark (3-3-6), Spicer (2-2-4), Swift (0-1-1)

### USUAL STARTING LINEUP

#### OFFENSE

QB	Mark Brunell (16)
RB	Fred Taylor (13)
FB	Daimon Shelton (9)
WR	Keenan McCardell (16)
WR	Jimmy Smith (14)
TE	Kyle Brady (16)
LT	Tony Boselli (16)
LG	Brad Meester (16)
C	Jeff Smith (12)
RG	Brenden Stai (16)
RT	Zach Wiegert (8)
	Todd Fordham (8)

#### DEFENSE

LE	Renaldo Wynn (14)
LT	Gary Walker (14)
RT	Seth Payne (16)
RE	Tony Brackens (16)
SLB	Kevin Hardy (6)
	Lonnie Marts (2)
MLB	T.J. Slaughter (7)
	Hardy Nickerson (4)
WLB	Kevin Hardy (10)
	Brant Boyer (4)
LCB	Fernando Bryant (14)
RCB	Aaron Beasley (14)
SS	Donovin Darius (16)
FS	Rayna Stewart (9)
	Mike Logan (7)

PASSING	ATT	CMP	PCT	YDS	YDS/ATT	TD	INT	LG	SK/YDS	RTG
Brunell	512	311	60.7	3,640	7.1	20	14	67t	54/289	84.0
Martin	33	22	66.7	307	9.30	2	1	65t	0/0	104.0
<b>Jaguars</b>	<b>545</b>	<b>333</b>	<b>61.1</b>	<b>3,947</b>	<b>7.24</b>	<b>22</b>	<b>15</b>	<b>67t</b>	<b>54/289</b>	<b>85.2</b>
<b>Opponents</b>	<b>458</b>	<b>258</b>	<b>56.3</b>	<b>3,407</b>	<b>7.44</b>	<b>23</b>	<b>12</b>	<b>77t</b>	<b>40/247</b>	<b>85.8</b>



# 2001 STATISTICS

HEAD COACH: TOM COUGHLIN

RECORD: 6-10 (.375)

STANDINGS: 5TH, AFC CENTRAL

DATE	OPPONENT	RESULT	ATT.
Sept. 9	Pittsburgh	W, 21-3	63,785
Sept. 23	Tennessee	W, 13-6	65,994
Sept. 30	Cleveland	L, 14-23	57,875
Oct. 7	at Seattle	L, 15-24	54,524
Oct. 18	Buffalo	L, 10-13	58,893
Oct. 28	at Baltimore	L, 17-18	69,439
Nov. 4	at Tennessee	L, 24-28	68,798
Nov. 11	Cincinnati	W, 30-13	57,161
Nov. 18	at Pittsburgh	L, 7-20	62,644
Nov. 25	Baltimore	L, 21-24	53,530
Dec. 3	Green Bay	L, 21-28	66,908
Dec. 9	at Cincinnati	W, 14-10	44,920
Dec. 16	at Cleveland	W, 15-10	72,818
Dec. 23	at Minnesota	W, 33-3	64,150
Dec. 30	Kansas City	L, 26-30	59,396
Jan. 6	at Chicago	L, 13-33	66,944

• TV blackout

	JAGUARS	OPP.
<b>TOTAL FIRST DOWNS</b>	<b>289</b>	<b>300</b>
Rushing	85	89
Passing	181	193
Penalty	23	18
Third Down: Made /Att.	70/198	87/227
Third Down Pct.	35.4	38.3
Fourth Down: Made/Att.	3/12	5/18
Fourth Down Pct.	25.0	27.8
<b>POSSESSION AVG.</b>	<b>28:01</b>	<b>31:59</b>
<b>TOTAL NET YARDS</b>	<b>4,840</b>	<b>5,070</b>
Average per Game	302.5	316.9
Total Plays	969	1,056
Average Per Play	5.0	4.8
<b>NET YARDS RUSHING</b>	<b>1,600</b>	<b>1,611</b>
Average per Game	100.0	100.7
Total Rushes	372	469
<b>NET YARDS PASSING</b>	<b>3,240</b>	<b>3,459</b>
Average per Game	202.5	216.2
Sacked/Yards Lost	63/430	43/298
Gross Yards	3,670	3,757
Attempts/Completions	534/321	544/354
Completion Pct.	60.1	65.1
Had Intercepted	14	12
<b>PUNTS/AVERAGE</b>	<b>82/43.6</b>	<b>83/40.5</b>
<b>NET PUNTING AVERAGE</b>	<b>82/37.1</b>	<b>83.35.0</b>
<b>PENALTIES/YARDS</b>	<b>97/710</b>	<b>96/834</b>
<b>FUMBLES/BALLS LOST</b>	<b>29/13</b>	<b>28/12</b>
<b>TOUCHDOWNS</b>	<b>34</b>	<b>30</b>
Rushing	11	15
Passing	20	13
Returns	3	2

BY PERIODS	1	2	3	4	OT	PTS
Jaguars	49	83	90	72	0	294
Opponents	43	89	75	79	0	286

SCORING	TD	RU	PA	RT	PAT	FG	S	TP
Hollis	0	0	0	0	29/31	18/28	0	83
Mack	10	9	1	0			0	60
J. Smith	8	0	8	0			0	48
McCardell	6	0	6	0			0	38
Joseph	3	0	2	1			0	18
Brady	2	0	2	0			0	12
Battles	1	0	0	1			0	6
Beasley	1	0	0	1			0	6
Brunell	1	1	0	0			0	6
D. Jones	1	0	1	0			0	6
Moreau	1	1	0	0			0	6
Brackens	0	0	0	0			1	2
Holmes	0	0	0	0	1/1	0/0	0	1
Jaguars	34	11	20	3	30/32	18/28	2	294
Opponents	30	15	13	2	28/28	26/35	0	286

RUSHING	NO	YDS	AVG	LG	TD
Mack	213	877	4.1	54	9
Joseph	68	294	4.3	27	0
Brunell	39	224	5.7	38	1
Taylor	30	116	3.9	24	0
Quinn	8	42	5.3	27	0
Moreau	8	27	3.4	14	1
Gibson	2	19	9.5	18	0
Whitted	1	4	4.0	4	0
Hanson	2	0	0.0	0	0
Smith	1	-3	-3.0	-3	0
<b>Jaguars</b>	<b>372</b>	<b>1,600</b>	<b>4.3</b>	<b>54</b>	<b>11</b>
<b>Opponents</b>	<b>469</b>	<b>1,611</b>	<b>3.4</b>	<b>40</b>	<b>15</b>

RECEIVING	NO	YDS	AVG	LG	TD
Smith	112	1,373	12.3	35t	8
McCardell	93	1,110	11.9	45	6
Brady	36	386	10.7	20t	2
Mack	23	165	7.2	25	1
Dawkins	20	234	11.7	28	0
Joseph	18	183	10.2	29t	2
Jones	8	140	17.5	40	1
Washington	5	36	7.2	12	0
Whitted	2	17	8.5	10	0
Gibson	2	13	6.5	9	0
F. Taylor	2	13	6.5	11	0
<b>Jaguars</b>	<b>321</b>	<b>3,670</b>	<b>11.4</b>	<b>45</b>	<b>20</b>
<b>Opponents</b>	<b>354</b>	<b>3,757</b>	<b>10.6</b>	<b>63</b>	<b>13</b>

INTERCEPTIONS	NO	YDS	AVG	LG	TD
Nickerson	3	4	1.3	2	0
Beasley	3	0	0.0	0	0
Battles	2	26	13.0	26	0
Craft	2	4	2.0	4	0
Darius	1	39	39.0	39	0
McCree	1	10	10.0	10	0
<b>Jaguars</b>	<b>12</b>	<b>83</b>	<b>6.9</b>	<b>39</b>	<b>0</b>
<b>Opponents</b>	<b>14</b>	<b>299</b>	<b>21.4</b>	<b>97t</b>	<b>2</b>

PUNTING	NO	YDS	AVG	NET	TB	IN	LG	B
Hanson	82	3,577	43.6	37.1	12	24	59	0
<b>Jaguars</b>	<b>82</b>	<b>3,577</b>	<b>43.6</b>	<b>37.1</b>	<b>12</b>	<b>24</b>	<b>59</b>	<b>0</b>
<b>Opponents</b>	<b>83</b>	<b>3,359</b>	<b>40.5</b>	<b>35.0</b>	<b>6</b>	<b>31</b>	<b>68</b>	<b>0</b>

PUNT RET.	NO	FC	YDS	AVG	LG	TD
Gibson	38	22	333	8.8	24	0
<b>Jaguars</b>	<b>38</b>	<b>22</b>	<b>333</b>	<b>8.8</b>	<b>24</b>	<b>0</b>
<b>Opponents</b>	<b>38</b>	<b>15</b>	<b>295</b>	<b>7.8</b>	<b>43</b>	<b>0</b>

KICKOFF RET.	NO	YDS	AVG	LG	TD
Gibson	26	511	19.7	35	0
Joseph	17	428	25.2	95t	1
Ross	8	150	18.8	26	0
Mack	2	49	24.5	31	0
Meier	2	14	7.0	8	0
Boyd	1	0	0.0	0	0
Price	1	4	4.0	4	0
Spicer	1	8	8.0	8	0
<b>Jaguars</b>	<b>58</b>	<b>1,164</b>	<b>20.1</b>	<b>95t</b>	<b>1</b>
<b>Opponents</b>	<b>65</b>	<b>1,266</b>	<b>19.5</b>	<b>49</b>	<b>0</b>

2-POINT CONVERSIONS: McCardell  
Jaguars 1-2, Opponents 0-2

FGs	1-19	20-29	30-39	40-49	50+
Hollis	0/0	4/5	8/11	6/11	0/1
<b>Jaguars</b>	<b>0/0</b>	<b>4/5</b>	<b>8/11</b>	<b>6/11</b>	<b>0/1</b>
<b>Opponents</b>	<b>0/0</b>	<b>11/12</b>	<b>4/5</b>	<b>10/15</b>	<b>1/3</b>

Hollis: (22N) (35G, 37N, 39G) (42N) (32G, 48G 52N 48G) (41G) (40G) (38G) (1) (47N) (38N) (34G, 30G, 42N) (44N) (43G, 46G, 37G) (39G, 23G 21G, 21G) (28G, 42N) (36B)

Opponents: (41G) (47N, 22G, 43G) (35G, 28G, 30G) (40N, 25G) (41N, 39N, 30G, 46G) (49G, 28G) (51N, 46N) (26G, 52G) (48G, 28G) (41G, 41N) (52N, 29B) (47G) (29G) (32G) (47G, 40G, 29G) (47G, 23G, 25G, 22G)

SACKS: Brackens 11.0, Walker 7.5, Hardy 5.5, Payne 5.0, Wynn 5.0, K. Thomas 3.0, Spicer 2.0, Battles 1.0, McCree 1.0, Slaughter 1.0, Westmoreland 1.0

Jaguars 43, Opponents 63

TACKLES (Solo-Assists-Total): Nickerson (102-128-230), Darius (74-25-99), Hardy (61-37-98), Slaughter (50-42-92), Payne (46-40-86), Wynn (40-35-75), Walker (42-31-73), Brackens (41-30-71), Battles (50-14-64), Stroud (24-38-62), McCree (36-22-58), Bryant (50-6-56), Craft (48-8-56), Clark (20-28-48), K. Thomas (42-5-47), E. Thomas (15-29-44), Beasley (36-6-42), Spicer (22-19-41), Westmoreland (17-19-36), Meier (12-9-21), Posey (5-8-13), Tuipala (7-5-12), Wheeler (10-1-11), L. Smith (3-5-8), Boyd (2-2-4)

## USUAL STARTING LINEUP

### OFFENSE

QB	Mark Brunell (15)
RB	Stacey Mack (11)
FB	Patrick Washington (6)
WR	Keenan McCardell (16)
WR	Jimmy Smith (16)
TE	Kyle Brady (16)
LT	Todd Fordham (12)
	Tony Boselli (3)
LG	Brad Meester (16)
C	Jeff Smith (16)
RG	Zach Wiegert (16)
RT	Maurice Williams (16)

### DEFENSE

LE	Renaldo Wynn (16)
LT	Gary Walker (16)
RT	Seth Payne (16)
RE	Tony Brackens (12)
SLB	Kevin Hardy (9)
	Jeff Posey (5)
MLB	Hardy Nickerson (14)
WLB	T.J. Slaughter (6)
	Edward Thomas (4)
LCB	Fernando Bryant (9)
	Jason Craft (4)
RCB	Aaron Beasley (12)
SS	Donovin Darius (11)
	Ainsley Battles (5)
FS	Marlon McCree (10)
	Ainsley Battles (6)

PASSING	ATT	CMP	PCT	YDS	YDS/ATT	TD	INT	LG	SK/YDS	RTG
Brunell	473	289	61.1	3,309	7.00	19	13	44	57/387	84.1
Quinn	61	32	52.5	361	5.92	1	1	45	6/43	69.1
<b>Jaguars</b>	<b>534</b>	<b>321</b>	<b>60.1</b>	<b>3,670</b>	<b>6.87</b>	<b>20</b>	<b>14</b>	<b>45</b>	<b>63/430</b>	<b>82.4</b>
<b>Opponents</b>	<b>544</b>	<b>354</b>	<b>65.1</b>	<b>3,757</b>	<b>6.91</b>	<b>13</b>	<b>12</b>	<b>63</b>	<b>43/298</b>	<b>83.9</b>





# 2003 STATISTICS

HEAD COACH: JACK DEL RIO

RECORD: 5-11 (.313)

STANDINGS: 3rd, AFC SOUTH

DATE	OPPONENT	RESULT	ATT.
Sept. 7	at Carolina	L, 23-24	72,134
Sept. 14	Buffalo	L, 17-38	58,613
Sept. 21	at Indianapolis	L, 13-23	55,770
Sept. 28	at Houston	L, 20-24	70,041
<b>Oct. 5</b>	<b>San Diego</b>	<b>W, 27-21</b>	<b>48,954</b>
Oct. 12	Miami	L, 10-24	66,437
Oct. 26	Tennessee	L, 17-30	55,918
Nov. 2	at Baltimore	L, 17-24	69,486
<b>Nov. 9</b>	<b>Indianapolis</b>	<b>W, 28-23</b>	<b>45,037</b>
Nov. 16	at Tennessee	L, 3-10	68,809
Nov. 23	at N.Y. Jets	L, 10-13	77,614
<b>Nov. 30</b>	<b>Tampa Bay</b>	<b>W, 17-10</b>	<b>60,543</b>
<b>Dec. 7</b>	<b>Houston</b>	<b>W, 27-0</b>	<b>43,363</b>
Dec. 14	at New England	L, 13-27	68,436
<b>Dec. 21</b>	<b>New Orleans</b>	<b>W, 20-19</b>	<b>49,207</b>
Dec. 28	at Atlanta	L, 14-21	70,266

JAGUARS		OPP.
<b>TOTAL FIRST DOWNS</b>	<b>305</b>	<b>276</b>
Rushing	118	84
Passing	163	172
Penalty	24	20
Third Down: Made/Att.	80/216	92/218
Third Down Pct.	37.0	42.2
Fourth Down: Made/Att.	13/26	7/14
Fourth Down Pct.	50.0	50.0
<b>POSSESSION AVG.</b>	<b>30:09</b>	<b>29:51</b>
<b>TOTAL NET YARDS</b>	<b>5,358</b>	<b>4,657</b>
Average per Game	334.9	291.1
Total Plays	1,024	976
Average Per Play	5.2	4.8
<b>NET YARDS RUSHING</b>	<b>2,073</b>	<b>1,406</b>
Average per Game	129.6	87.9
Total Rushes	481	442
<b>NET YARDS PASSING</b>	<b>3,285</b>	<b>3,251</b>
Average per Game	205.3	203.2
Sacked/Yards Lost	28/136	24/134
Gross Yards	3,421	3,385
Atts/Completions	515/303	510/303
Completion Pct.	58.8	59.4
Had Intercepted	17	15
<b>PUNTS/AVERAGE</b>	<b>69/41.3</b>	<b>75/41.0</b>
<b>NET PUNTING AVE.</b>	<b>69/33.5</b>	<b>75/34.1</b>
<b>PENALTIES/YARDS</b>	<b>108/895</b>	<b>103/881</b>
<b>FUMBLES/BALLS LOST</b>	<b>27/14</b>	<b>26/12</b>
<b>TOUCHDOWNS</b>	<b>31</b>	<b>37</b>
Rushing	13	12
Passing	17	23
Returns	1	2

BY PERIODS	1	2	3	4	OT	PTS
Jaguars	34	93	57	92	0	276
Opponents	85	81	57	108	0	331

SCORING	TD	RU	PA	RT	PAT	FG	S	TP
Marler	0	0	0	0	30/30	20/33	0	90
Taylor	7	6	1	0			0	42
Smith	4	0	4	0			0	24
T. Edwards	3	0	3	0			0	18
Toefield	3	2	1	0			0	18
Hatchette	2	0	2	0			0	12
Leftwich	2	2	0	0			0	12
Wrightster	2	0	2	0			0	12
Allen	1	0	1	0			0	6
Ayodele	1	0	0	1			0	6
Brady	1	0	1	0			0	6
Brunell	1	1	0	0			0	6
M. Edwards	1	1	0	0			0	6
F.-Ma'afala	1	1	0	0			0	6
Johnson	1	0	1	0			0	6
Lewis	1	0	1	0			0	6
<b>Jaguars</b>	<b>31</b>	<b>13</b>	<b>17</b>	<b>1</b>	<b>30/30</b>	<b>20/33</b>	<b>0</b>	<b>276</b>
<b>Opp.</b>	<b>37</b>	<b>12</b>	<b>23</b>	<b>2</b>	<b>33/34</b>	<b>24/27</b>	<b>1</b>	<b>331</b>

RUSHING	NO	YDS	AVG	LG	TD
Taylor	345	1,572	4.6	62	6
Toefield	53	212	4.0	30	2
Fuamatu-Ma'afala	35	144	4.1	18	1
Leftwich	25	108	4.3	18	2
Brunell	8	19	2.4	12	1
M. Edwards	7	13	1.9	3	1
Allen	4	8	2.0	6	0
Lewis	1	6	6.0	6	0
T. Edwards	3	-9	-3.0	4	0
<b>Jaguars</b>	<b>481</b>	<b>2,073</b>	<b>4.3</b>	<b>62</b>	<b>13</b>
<b>Opponents</b>	<b>442</b>	<b>1,406</b>	<b>3.2</b>	<b>29t</b>	<b>12</b>

RECEIVING	NO	YDS	AVG	LG	TD
Smith	54	805	14.9	67	4
Taylor	48	370	7.7	60t	1
T. Edwards	35	487	13.9	84t	3
M. Edwards	31	226	7.3	32	0
Brady	29	281	9.7	26	1
Johnson	17	253	14.9	28	1
Hankton	17	166	9.8	22	0
Hatchette	15	203	13.5	45	2
Toefield	14	105	7.5	16	1
Wrightster	13	150	11.5	30	2
Stokes	13	116	8.9	22	0
Allen	6	60	10.0	31	1
Lewis	4	100	25.0	65t	1
Redmond	3	67	22.3	29	0
Luzar	3	30	10.0	21	0
Fuamatu-Ma'afala	1	2	2.0	2	0
<b>Jaguars</b>	<b>303</b>	<b>3,421</b>	<b>11.3</b>	<b>84t</b>	<b>17</b>
<b>Opponents</b>	<b>303</b>	<b>3,385</b>	<b>11.2</b>	<b>75t</b>	<b>23</b>

INTERCEPTIONS	NO	YDS	AVG	LG	TD
Peterson	3	8	2.7	7	0
Craft	2	29	14.5	21	0
Ayodele	2	15	7.5	13	0
Mathis	2	0	0.0	0	0
Cooper	1	12	12.0	12	0
Brackens	1	4	4.0	4	0
Darius	1	4	4.0	4	0
Trapp	1	4	4.0	4	0
Spicer	1	2	2.0	2	0
Bryant	1	0	0.0	0	0
<b>Jaguars</b>	<b>15</b>	<b>78</b>	<b>5.2</b>	<b>21</b>	<b>0</b>
<b>Opponents</b>	<b>17</b>	<b>198</b>	<b>11.6</b>	<b>52</b>	<b>1</b>

PUNTING	NO	YDS	AVG	NET	TB	IN	LG	B
Royals	45	1,852	41.2	34.8	5	9	51	0
Hanson	23	1,001	43.5	31.1	1	4	58	1
<b>Jaguars</b>	<b>69</b>	<b>2,853</b>	<b>41.3</b>	<b>33.5</b>	<b>6</b>	<b>13</b>	<b>58</b>	<b>1</b>
<b>Opponents</b>	<b>75</b>	<b>3,077</b>	<b>41.0</b>	<b>34.1</b>	<b>7</b>	<b>24</b>	<b>58</b>	<b>0</b>

PUNT RET.	NO	FC	YDS	AVG	LG	TD
Allen	27	15	324	12.0	52	0
Lewis	5	0	45	9.0	14	0
Mathis	2	3	7	3.5	6	0
<b>Jaguars</b>	<b>34</b>	<b>18</b>	<b>376</b>	<b>11.1</b>	<b>52</b>	<b>0</b>
<b>Opponents</b>	<b>40</b>	<b>3</b>	<b>420</b>	<b>10.5</b>	<b>40</b>	<b>0</b>

KICKOFF RET.	NO	YDS	AVG	LG	TD
Allen	41	831	20.3	61	0
Toefield	14	272	19.4	35	0
Lewis	6	111	18.5	26	0
M. Edwards	2	44	22.0	24	0
Redmond	1	21	21.0	21	0
T. Edwards	1	20	20.0	20	0
Brady	1	10	10.0	10	0
Mathis	1	7	7.0	7	0
<b>Jaguars</b>	<b>67</b>	<b>1,316</b>	<b>19.6</b>	<b>61</b>	<b>0</b>
<b>Opponents</b>	<b>58</b>	<b>1,227</b>	<b>21.2</b>	<b>58</b>	<b>0</b>

2-POINT CONVERSIONS: Jaguars 0-1, Opponents 1-3

FGs	1-19	20-29	30-39	40-49	50+
Marler	0/0	10/11	4/8	5/12	1/2
<b>Jaguars</b>	<b>0/0</b>	<b>10/11</b>	<b>4/8</b>	<b>5/12</b>	<b>1/2</b>
<b>Opponents</b>	<b>0/0</b>	<b>8/8</b>	<b>9/9</b>	<b>6/8</b>	<b>1/2</b>

**Marler:** (40G, 55B) (48N, 44G) (46N, 49G, 41N, 37G) (29G, 20G) (53G, 27G) (20G, 31N) (49G) (24G) () (44N, 39G) (36N, 23G) (46N, 28G, 41N) (35G, 41N, 28G) (24G, 23G, 34N) (43G, 35G, 21B) (30B)

**Opponents:** (49G) (27G) (46G, 36G, 29G) (48G, 50N) () (51G) (43G, 43G, 33G) (23G, 32G, 23G) (27G, 26G, 27G) (33G, 48N) (36G, 35G) (47G, 45N) () (22G, 31G) (33G, 38G) ()

**SACKS:** Brackens 6.0, Stroud 4.5, Douglas 3.5, Henderson 3.5, Meier 1.5, Ayodele 1.0, Barnes 1.0, Peterson 1.0, Slaughter 1.0, Thomas 1.0  
**Jaguars 24, Opponents 28**


**TACKLES (Solo-Assists-Total):** Peterson (87-80-167), Ayodele (97-53-150), Darius (65-53-118), Stroud (82-19-101), Mathis (72-19-91), Henderson (60-17-77), Cooper (37-37-74), Clark (38-35-73), Bryant (59-12-71), Brackens (41-12-53), Spicer (24-13-37), Douglas (27-4-31), Craft (25-5-30), Meier (25-5-30), Slaughter (14-11-25), Barnes (13-2-15), Thomas (7-5-12), A. Mitchell (7-3-10), K. Mitchell (3-7-10), Trapp (3-2-5), Leonard (4-0-4), McCree (0-2-2), Franklin (1-0-1), Adams (0-1-1)

**USUAL STARTING LINEUP**

OFFENSE	
QB	Byron Leftwich (13)
	Mark Brunell (3)
RB	Fred Taylor (16)
FB	Marc Edwards (16)
WR	Jimmy Smith (12)
	Matthew Hatchette (4)
WR	Troy Edwards (11)
	J.J. Stokes (3)
TE	Kyle Brady (15)
LT	Mike Pearson (16)
LG	Vince Manuwai (14)
	Jamar Nesbit (2)
C	Brad Meester (16)
RG	Chris Naeole (16)
RT	Maurice Williams (16)

DEFENSE	
LE	Tony Brackens (15)
DT	Marcus Stroud (16)
DT	John Henderson (16)
RE	Hugh Douglas (16)
OLB	Akin Ayodele (16)
MLB	Mike Peterson (16)
OLB	Danny Clark (9)
	T.J. Slaughter (3)
	Keith Mitchell (2)
LCB	Fernando Bryant (16)
RCB	Rashean Mathis (10)
	Jason Craft (6)
FS	Deke Cooper (10)
	Rashean Mathis (6)
SS	Donovin Darius (16)

PASSING	ATT	CMP	PCT	YDS	YDS/ATT	TD	INT	LG	SK/YDS	RTG
Leftwich	418	239	57.2	2,819	6.74	14	16	84t	19/90	73.0
Brunell	82	54	65.9	484	5.90	2	0	65t	9/46	89.7
Garrard	12	9	75.0	86	7.17	1	0	28	0/0	122.2
Toefield	2	1	50.0	32	16.00	0	0	32	0/0	95.8
Royals	1	0	0.00	0	0.00	0	1	0	0/0	0.0
<b>Jaguars</b>	<b>515</b>	<b>303</b>	<b>58.8</b>	<b>3,421</b>	<b>6.64</b>	<b>17</b>	<b>17</b>	<b>84t</b>	<b>28/136</b>	<b>76.0</b>
<b>Opponents</b>	<b>510</b>	<b>303</b>	<b>59.4</b>	<b>3,385</b>	<b>6.64</b>	<b>23</b>	<b>15</b>	<b>75t</b>	<b>24/134</b>	<b>82.0</b>



# 2004 STATISTICS

HEAD COACH: JACK DEL RIO

RECORD: 9-7 (.563)

STANDINGS: 2ND, AFC SOUTH

DATE	OPPONENT	RESULT	ATT.
Sept. 12	at Buffalo	W, 13-10	72,389
Sept. 19	Denver •	W, 7-6	69,127
Sept. 26	at Tennessee	W, 15-12	68,932
Oct. 3	Indianapolis	L, 17-24	73,114
Oct. 10	at San Diego	L, 21-34	52,101
Oct. 17	Kansas City •	W, 22-16	66,413
Oct. 24	at Indianapolis	W, 27-24	56,615
Oct. 31	at Houston	L, 6-20	70,502
Nov. 14	Detroit •	W, 23-17 (OT)	66,431
Nov. 21	Tennessee •	L, 15-18	69,703
Nov. 28	at Minnesota	L, 16-27	64,004
Dec. 5	Pittsburgh	L, 16-17	76,877
Dec. 12	Chicago •	W, 22-3	67,572
Dec. 19	at Green Bay	W, 28-25	70,437
Dec. 26	Houston •	L, 0-21	66,227
Jan. 2	at Oakland	W, 13-6	41,112

TOTAL FIRST DOWNS	JAGUARS	OPP.
Rushing	88	83
Passing	161	181
Penalty	30	26
Third Down: Made /Att.	80/217	84/205
Third Down Pct.	36.9	41.0
Fourth Down: Made/Att.	10/18	5/10
Fourth Down Pct.	55.6	50.0

POSSESSION AVG.	JAGUARS	OPP.
TOTAL NET YARDS	5,009	5,134
Average per Game	313.1	320.9
Total Plays	991	972
Average Per Play	5.1	5.3

NET YARDS RUSHING	JAGUARS	OPP.
Average per Game	115.6	111.1
Total Rushes	446	438

NET YARDS PASSING	JAGUARS	OPP.
Average per Game	197.4	209.8
Sacked/Yards Lost	32/156	37/217
Gross Yards	3,315	3,574
Attempts/Completions	513/305	497/306
Completion Pct.	59.5	61.6
Had Intercepted	11	16

PUNTS/AVERAGE	JAGUARS	OPP.
NET PUNTING AVG.	84/35.5	74/35.1
PENALTIES/YARDS	109/940	118/966
FUMBLES/BALLS LOST	23/11	30/12

TOUCHDOWNS	JAGUARS	OPP.
Rushing	9	7
Passing	17	18
Returns	0	6

BY PERIODS	1	2	3	4	OT	PTS
Jaguars	35	75	56	89	6	261
Opponents	61	86	34	99	0	280

SCORING	TD	RU	PA	RT	PAT	FG	S	TP
Scobee	0	0	0	0	21/21	24/31	0	93
J. Smith	6	0	6	0	0	0	0	36
G. Jones	3	3	0	0	0	0	0	18
Taylor	3	2	1	0	0	0	0	18
Wilford	2	0	2	0	0	0	0	14
Hankton	2	0	2	0	0	0	0	12
Leftwich	2	2	0	0	0	0	0	12
R. Williams	1	0	1	0	0	0	0	10
B. Jones	1	0	1	0	0	0	0	8
Brady	1	0	1	0	0	0	0	6
T. Edwards	1	0	1	0	0	0	0	6
Fu-Mafala	1	1	0	0	0	0	0	6
Garrard	1	1	0	0	0	0	0	6
Toefield	1	0	1	0	0	0	0	6
Wrightster	1	0	1	0	0	0	0	6
Favors	0	0	0	0	0	0	1	2
D. Smith	0	0	0	0	0	0	1	2
Jaguars	26	9	17	0	21/21	24/31	2	261
Opponents	31	7	18	6	27/28	21/28	0	280

RUSHING	NO	YDS	AVG	LG	TD
Taylor	260	1,224	4.7	46	2
Toefield	51	169	3.3	16	0
G. Jones	62	162	2.6	12	3
Leftwich	39	148	3.8	17	2
Garrard	12	76	6.3	12	1
Fuamatu-Ma'afala	20	69	3.5	10	1
T. Edwards	2	2	1.0	2	0
Jaguars	446	1,850	4.1	46	9
Opponents	438	1,777	4.1	47	7

RECEIVING	NO	YDS	AVG	LG	TD
Smith	74	1,172	15.8	65	6
T. Edwards	50	533	10.7	36	1
Taylor	36	345	9.6	64t	1
Toefield	28	151	5.4	16	1
Williams	27	268	9.9	26	1
Wilford	19	271	14.3	46	2
Yoder	14	157	11.2	56	0
Brady	14	103	7.4	21	1
Wrightster	10	69	6.9	12	1
Hankton	9	81	9.0	14t	2
M. Edwards	7	41	5.9	15	0
B. Jones	6	84	14.5	26t	1
Fuamatu-Ma'afala	4	19	4.8	8	0
G. Jones	3	13	4.3	9	0
Allen	2	8	4.0	5	0
Lewis	1	4	4.0	4	0
Leftwich	1	-7	-7.0	-7	0
Jaguars	305	3,315	10.9	65	17
Opponents	306	3,574	11.7	54	18

INTERCEPTIONS	NO	YDS	AVG	LG	TD
Darius	5	80	16.0	37	0
Mathis	5	42	8.4	21	0
Grant	2	4	2.0	4	0
Washington	2	0	0.0	0	0
Cooper	1	0	0.0	0	0
D. Smith	1	0	0.0	0	0
Jaguars	16	126	7.9	37	0
Opponents	11	163	14.8	43t	1

PUNTING	NO	YDS	AVG	NET	TB	IN	LG	B
Hanson	84	3,592	42.8	35.5	9	28	69	0
Jaguars	84	3,592	42.8	35.5	9	28	69	0
Opponents	74	3,265	44.1	35.1	13	19	80	0

PUNT RET.	NO	FC	YDS	AVG	LG	TD
Lewis	23	7	227	9.9	50	0
Allen	15	2	144	9.6	32	0
T. Edwards	3	1	26	8.7	14	0
Mathis	1	0	8	8.0	8	0
Jaguars	42	10	405	9.6	50	0
Opponents	38	13	429	11.3	83t	2

KICKOFF RET.	NO	YDS	AVG	LG	TD
Lewis	21	386	18.4	26	0
T. Edwards	15	335	22.3	45	0
Allen	11	210	19.1	25	0
G. Jones	5	90	18.0	23	0
Toefield	3	43	14.3	19	0
Brady	1	15	15.0	15	0
M. Edwards	1	8	8.0	8	0
Jaguars	57	1,087	19.1	45	0
Opponents	50	995	19.9	52	0

2-POINT CONVERSIONS: R. Williams 2, B. Jones, Wilford  
Jaguars 4-4, Opponents 2-3

FGs	1-19	20-29	30-39	40-49	50+
Scobee	0/0	10/10	8/11	5/7	1/3
Jaguars	0/0	10/10	8/11	5/7	1/3
Opponents	0/0	9/9	7/10	5/8	0/1

Scobee: (25G, 27G) ( ) ( ) (35N, 48G, 42G, 22G) ( ) (51N) (26G, 32G, 26G, 53G) (44G, 49N, 36G) (31G) (35G, 48G, 44N) (33G, 32G, 42G) (32N, 20G, 29G, 36G, 60N) (30G, 25G) ( ) (31N) (26G, 22G)

Opponents: (42N, 25G) (44G, 22G, 51N) (26G, 40G) (46G) (21G, 28G) (31G, 42N) (34G) (38G, 21G) (32N, 21G) (41G) (25G, 33G) (37G) (47N, 42G) (35G, 31N) (34B) (35G, 27G)

SACKS: Favors 5.5, Henderson 5.5, Peterson 5.0, Stroud 4.5, McCray 3.5, Gildon 3.0, Ayodele 2.0, D. Smith 2.0, Barnes 1.0, Cooper 1.0, Grant 1.0, Patterson 1.0, Meier 0.5, Ransom 0.5  
Jaguars 37, Opponents 32

TACKLES (Solo-Assists-Total): Peterson (102-76-178), Ayodele (82-49-131), Darius (78-47-125), Henderson (78-20-98), Washington (65-21-86), Grant (63-21-84), Stroud (63-17-80), D. Smith (43-35-78), Mathis (54-17-71), Favors (27-12-39), Cooper (23-12-35), Meier (21-12-33), McCray (21-6-27), Bolden (22-3-25), Hendricks (13-10-23), Gildon (16-3-19), Thomas (14-2-16), Ransom (9-7-16), Barnes (5-5-10), Patterson (2-6-8), Spicer (5-2-7), Blade (4-1-5), Green (2-0-0), Maddox (1-0-1)

USUAL STARTING LINEUP


OFFENSE

QB	Byron Leftwich (14)
RB	Fred Taylor (14)
FB	Marc Edwards (5)
	Greg Jones (3)
WR	Jimmy Smith (16)
WR	Reggie Williams (15)
TE	Kyle Brady (8)
	Todd Yoder (8)
	George Wrightster (3)
LT	Ephraim Salaam (12)
	Mike Pearson (4)
LG	Vince Manuwai (16)
C	Brad Meester (16)
RG	Chris Naeole (16)
RT	Maurice Williams (16)

DEFENSE

LE	Rob Meier (8)
	Bobby McCray (7)
	Paul Spicer (2)
DT	Marcus Stroud (16)
DT	John Henderson (16)
RE	Greg Favors (11)
	Lionel Barnes (3)
OLB	Akin Ayodele (16)
MLB	Mike Peterson (16)
OLB	Daryl Smith (13)
LCB	Rashean Mathis (16)
RCB	Dewayne Washington (16)
FS	Deon Grant (16)
SS	Donovin Darius (16)

PASSING	ATT	CMP	PCT	YDS	YDS/ATT	TD	INT	LG	SK/YDS	RTG
Leftwich	441	267	60.5	2,941	6.67	15	10	65	25/114	82.2
Garrard	72	38	52.8	374	5.19	2	1	36t	6/35	71.2
Toefield	0	0	0.00	0	0.00	0	0	0	1/7	0.0
Jaguars	513	305	59.5	3,315	6.46	17	11	65	32/156	80.7
Opponents	497	306	61.6	3,574	7.19	18	16	54	37/217	82.0



# 2005 STATISTICS

HEAD COACH: JACK DEL RIO

RECORD: 12-4 (.750)

STANDINGS: 2ND, AFC SOUTH

DATE	OPPONENT	RESULT	ATT.
Sept. 11	Seattle	W, 26-14	65,204
Sept. 18	at Indianapolis	L, 3-10	56,460
Sept. 25	at N.Y. Jets	W, 26-20 (OT)	77,422
Oct. 2	Denver	L, 7-20	66,045
Oct. 9	Cincinnati	W, 23-20	66,137
Oct. 16	at Pittsburgh	W, 23-17 (OT)	63,891
Oct. 30	at St. Louis	L, 21-24	65,251
Nov. 6	Houston	W, 21-14	64,613
Nov. 13	Baltimore	W, 30-3	66,107
Nov. 20	at Tennessee	W, 31-28	69,149
Nov. 27	at Arizona	W, 24-17	37,198
Dec. 4	at Cleveland	W, 20-14	70,941
Dec. 11	Indianapolis	L, 18-26	67,164
Dec. 18	San Francisco	W, 10-9	64,764
Dec. 24	at Houston	W, 38-20	70,025
Jan. 1	Tennessee	W, 40-13	65,485
Jan. 7	at New England	L, 3-28	68,756

TOTAL FIRST DOWNS	JAGUARS	OPP.
Rushing	301	273
Passing	170	158
Penalty	34	36
Third Down: Made /Att.	93/225	67/205
Third Down Pct.	41.3	32.7
Fourth Down: Made/Att.	4/10	4/14
Fourth Down Pct.	40.0	28.6
POSSESSION AVG.	31:33	28:27
TOTAL NET YARDS	5,149	4,655
Average per Game	321.8	290.9
Total Plays	1,021	963
Average Per Play	5.0	4.8
NET YARDS RUSHING	1,959	1,709
Average per Game	122.4	106.8
Total Rushes	502	44
NET YARDS PASSING	3,190	2,946
Average per Game	199.4	184.1
Sacked/Yards Lost	32/162	47/277
Gross Yards	3,352	3,223
Attempts/Completions	487/283	482/285
Completion Pct.	58.1	59.1
Had Intercepted	6	19
PUNTS/AVERAGE	83/42.4	88/42.8
NET PUNTING AVERAGE	83/36.9	88/36.7
PENALTIES/YARDS	121/1006	130/1055
FUMBLES/BALLS LOST	27/11	21/9
TOUCHDOWNS	42	30
Rushing	18	4
Passing	21	22
Returns	3	4

BY PERIODS	1	2	3	4	OT	PTS
Jaguars	67	70	113	99	12	361
Opponents	30	117	36	86	0	269

SCORING	TD	RU	PA	RT	PAT	FG	S	TP
Scobee	0	0	0	0	38/39	23/30	0	107
Wilford	7	0	7	0			0	42
Smith	6	0	6	0			0	36
M. Jones	5	0	5	0			0	30
G. Jones	4	4	0	0			0	24
Toefield	4	4	0	0			0	24
Garrard	3	3	0	0			0	20
Taylor	3	3	0	0			0	18
Leftwich	2	2	0	0			0	12
Wimbush	2	1	0	1			0	12
Wrightster	2	0	2	0			0	12
Brady	1	0	1	0			0	6
Mathis	1	0	0	1			0	6
Pearman	1	1	0	0			0	6
Peterson	1	0	0	1			0	6
Jaguars	42	18	21	3	38/39	23/30	0	381
Opponents	30	4	22	4	29/30	20/27	0	269

RUSHING	NO	YDS	AVG	LG	TD
Taylor	194	787	4.1	71t	3
G. Jones	151	575	3.8	27	4
Garrard	31	172	5.5	28	3
Pearman	39	149	3.8	45	1
Toefield	36	142	3.9	32t	4
Leftwich	31	67	2.2	9	2
M. Jones	12	51	4.3	25	0
Wimbush	3	12	4.0	7	1
Williams	2	3	1.5	10	0
Gray	3	1	0.3	3	0
Jaguars	502	1,959	3.9	71t	18
Opponents	434	1,709	3.9	51	4

RECEIVING	NO	YDS	AVG	LG	TD
Smith	70	1,023	14.6	45t	6
Wilford	41	681	16.6	39	7
M. Jones	36	432	12.0	42	5
Williams	35	445	12.7	41	0
Pearman	32	240	7.5	19	0
Brady	18	157	8.7	33	1
Wrightster	13	120	9.2	27	2
Taylor	13	83	6.4	13	0
G. Jones	10	65	6.5	10	0
Wimbush	5	26	5.2	6	0
B. Jones	3	49	16.3	41	0
Toefield	3	17	5.7	11	0
Hankton	3	15	5.0	8	0
Manuwai	1	-1	-1.0	-1	0
Jaguars	283	3,352	11.8	45t	21
Opponents	285	3,223	11.3	83t	22

INTERCEPTIONS	NO	YDS	AVG	LG	TD
Mathis	5	79	15.8	41t	1
Cousin	4	18	4.5	14	0
Peterson	3	54	18.0	26t	1
Grant	3	29	9.7	29	0
Wright	2	4	2.0	4	0
Cooper	1	0	0.0	0	0
Smith	1	0	0.0	0	0
Jaguars	19	184	9.7	41t	2
Opponents	6	90	15.0	37	0

PUNTING	NO	YDS	AVG	NET	TB	IN	LG	B
Hanson	82	3,517	42.9	36.9	11	33	74	1
Jaguars	82	3,517	42.9	36.9	11	33	74	1
Opponents	88	3,763	42.8	36.7	6	22	75	1

PUNT RET.	NO	FC	YDS	AVG	LG	TD
Pearman	49	15	410	8.4	24	0
Owens	3	0	6	2.0	6	0
Mathis	1	0	-1	-1.0	-1	0
Jaguars	53	15	415	7.8	24	0
Opponents	29	15	236	8.1	72t	1

KICKOFF RET.	NO	YDS	AVG	LG	TD
Wimbush	39	955	24.5	91t	1
Pearman	8	187	23.4	34	0
Alexis	1	31	31.0	31	0
Brady	1	24	24.0	24	0
G. Jones	1	0	0.0	0	0
Jaguars	50	1,197	23.9	91t	1
Opponents	56	1,327	23.7	85	0

2-POINT CONVERSIONS: Garrard  
Jaguars 1-1, Opponents 0-0

FGs	1-19	20-29	30-39	40-49	50+
Scobee	0/0	9/9	7/8	5/10	2/3
Jaguars	0/0	9/9	7/8	5/10	2/3
Opponents	0/0	2/2	8/10	9/14	1/1

Scobee: (23G, 41G, 43N, 29G, 41G) (42N, 28G) (32G, 40G) ( ) (32G, 51G, 53G) (23G) (49N, 44N) ( ) (48G, 33G, 26G) (31G) (30G, 38N) (24G, 29G) (27G) (52N, 32G) (40N, 26G) (46G, 38G)

Opponents: ( ) (41G) (35G, 25G) (41N, 46B, 33G, 42G) (31G, 48G) (29G, 46N) (41G) ( ) (41G) ( ) (43N, 42G) (34N) (40G, 34G, 38G, 46G) (35G, 47G, 33G) (37G, 53G, 38N, 48N) ( )

SACKS: Hayward 8.5, Spicer 7.5, Peterson 6.0, Meier 6.0, McCray 5.5, D. Smith 4.0, Henderson 3.0, Ayodele 2.5, Grant 1.5, Stroud 1.0, Maddox 1.0, Cousin 0.5  
Jaguars 47, Opponents 32

TACKLES (Solo-Assists-Total): Peterson (104-86-190), D. Smith (68-49-117), Ayodele (62-38-100), Grant (69-21-90), Henderson (62-21-83), Cooper (52-28-80), Wright (50-28-78), Mathis (46-24-70), Stroud (42-24-66), Spicer (43-13-56), Cousin (31-25-56), Hayward (39-10-49), Meier (35-12-47), Sensabaugh (21-10-31), McCray (20-3-23), Wiley (7-4-11), Darius (6-2-8), Thomas (5-2-7), Gilbert (4-3-7), Favors (1-4-5), Richardson (3-1-4), Maddox (3-1-4), Starks (3-1-4), Winborn (2-0-2), Roberson (1-1-2), Davis (1-0-1), Sorensen (1-0-1), Chase (0-1-1)

## USUAL STARTING LINEUP

### OFFENSE

QB	Byron Leftwich (11)
	David Garrard (5)
RB	Fred Taylor (11)
	LaBrandon Toefield (2)
FB	Greg Jones (13)
WR	Jimmy Smith (16)
WR	Reggie Williams (7)
	Ernest Wilford (8)
TE	Kyle Brady (14)
	George Wrightster (6)
LT	Khalif Barnes (12)
	Mike Pearson (2)
	Ephraim Salaam (2)
LG	Vince Manuwai (16)
C	Brad Meester (12)
	Dennis Norman (4)
RG	Chris Naeole (15)
RT	Maurice Williams (16)

### DEFENSE

LE	Reggie Hayward (15)
DT	Marcus Stroud (16)
DT	John Henderson (15)
RE	Paul Spicer (14)
OLB	Akin Ayodele (11)
MLB	Mike Peterson (16)
OLB	Daryl Smith (16)
LCB	Rashean Mathis (16)
RCB	Kenny Wright (16)
DB	Terry Cousin (5)
FS	Deon Grant (16)
SS	Donovin Darius (2)
	Deke Cooper (12)
	Gerald Sensabaugh (2)

PASSING	ATT	CMP	PCT	YDS	YDS/ATT	TD	INT	LG	SK/YDS	RTG
Leftwich	302	175	57.9	2,123	7.03	15	5	45t	23/110	89.3
Garrard	168	98	58.3	1,117	6.65	4	1	37	8/45	83.9
Gray	14	8	57.1	100	7.14	2	0	26	1/7	119.0
M. Jones	3	2	66.7	12	4.00	0	0	6	0/0	74.3
Jaguars	487	283	58.1	3,352	6.88	21	6	45t	32/162	88.4
Opponents	482	285	59.1	32,23	6.69	22	19	83t	47/277	78.0



# 2006 STATISTICS

HEAD COACH: JACK DEL RIO

RECORD: 8-8 (.500)

STANDINGS: 3RD, AFC SOUTH

DATE	OPPONENT	RESULT	ATT.
Sept. 10	Dallas	W, 24-17	67,164
Sept. 18	Pittsburgh	W, 9-0	67,164
Sept. 24 at	Indianapolis	L, 14-21	57,041
Oct. 1 at	Washington	L, 30-36 (OT)	89,450
Oct. 8	N.Y. Jets	W, 41-0	66,604
Oct. 22 at	Houston	L, 7-27	70,035
Oct. 29 at	Philadelphia	W, 13-6	69,249
Nov. 5	Tennessee	W, 37-7	66,524
Nov. 12	Houston	L, 10-13	65,918
Nov. 20	N.Y. Giants	W, 26-10	67,164
Nov. 26 at	Buffalo	L, 24-27	63,608
Dec. 3 at	Miami	W, 24-10	73,160
Dec. 10	Indianapolis	W, 44-17	67,164
Dec. 17 at	Tennessee	L, 17-24	69,143
Dec. 24	New England	L, 21-24	67,164
Dec. 31 at	Kansas City	L, 30-35	77,500

	JAGUARS	OPP.
<b>TOTAL FIRST DOWNS</b>	<b>293</b>	<b>259</b>
Rushing	127	94
Passing	147	143
Penalty	19	22
Third Down: Made /Att.	85/217	63/227
Third Down Pct.	39.2	36.6
Fourth Down: Made/Att.	7/14	4/14
Fourth Down Pct.	50.0	28.6
<b>POSSESSION AVG.</b>	<b>32:11</b>	<b>27:49</b>
<b>TOTAL NET YARDS</b>	<b>5,423</b>	<b>4,538</b>
Average per Game	338.9	283.6
Total Plays	989	978
Average Per Play	5.5	4.6
<b>NET YARDS RUSHING</b>	<b>2,541</b>	<b>1,460</b>
Average per Game	158.8	91.3
Total Rushes	513	420
<b>NET YARDS PASSING</b>	<b>2,882</b>	<b>3,078</b>
Average per Game	180.1	192.4
Sacked/Yards Lost	30/178	35/200
Gross Yards	3,060	3,278
Att./Completions	446/266	523/294
Completion Pct.	59.6	56.2
Had Intercepted	14	20
<b>PUNTS/AVERAGE</b>	<b>73/40.0</b>	<b>90/41.4</b>
<b>NET PUNTING AVE.</b>	<b>73/33.4</b>	<b>90/35.8</b>
<b>PENALTIES/YARDS</b>	<b>97/806</b>	<b>80/684</b>
<b>FUMBLES/BALLS LOST</b>	<b>16/9</b>	<b>12/4</b>
<b>TOUCHDOWNS</b>	<b>42</b>	<b>32</b>
Rushing	23	14
Passing	17	12
Returns	2	6

BY PERIODS	1	2	3	4	OT	PTS
Jaguars	72	112	80	107	0	371
Opponents	61	64	72	71	6	274

SCORING	TD	RU	PA	RT	PAT	FG	S	TP
Scobee	0	0	0	0	41/41	26/32	0	119
Jones-Drew	16	13	2	1			0	96
Taylor	6	5	1	0			0	36
M. Jones	4	0	4	0			0	24
R. Williams	4	0	4	0			0	24
Wrightster	3	0	3	0			0	18
Gray	2	2	0	0			0	12
Leftwich	2	2	0	0			0	12
Wilford	2	0	2	0			0	12
Lewis	1	0	1	0			0	6
Pearman	1	1	0	0			0	6
Starks	1	0	0	1			0	6
Jaguars	42	23	17	2	41/41	26/32	0	371
Opponents	32	14	12	6	31/31	17/24	0	274

RUSHING	NO	YDS	AVG	LG	TD
Taylor	231	1,146	5.0	76	5
Jones-Drew	166	941	5.7	74t	13
Garrard	47	250	5.3	20	0
Pearman	19	89	4.7	12	1
Leftwich	25	41	1.6	7	2
R. Williams	7	33	4.7	10	0
Gray	2	26	13.0	17t	2
Toefield	10	22	2.2	12	0
Alexis	3	5	1.7	3	0
Wimbush	1	3	3.0	3	0
M. Jones	2	-15	-7.5	-6	0
Jaguars	513	2,541	5.0	76	23
Opponents	420	1,460	3.5	40	14

RECEIVING	NO	YDS	AVG	LG	TD
R. Williams	52	616	11.8	48	4
Jones-Drew	46	436	9.5	51t	2
M. Jones	41	643	15.7	49	4
Wrightster	39	353	9.1	23	3
Wilford	36	524	14.6	41	2
Taylor	23	242	10.5	36	1
Lewis	13	126	9.7	31	1
Hankton	5	48	9.6	15	0
Brady	5	37	7.4	13	0
Wimbush	4	23	5.8	9	0
Pearman	2	12	6.0	7	0
Jaguars	266	3,060	11.5	51t	17
Opponents	294	3,278	11.1	68t	12

INTERCEPTIONS	NO	YDS	AVG	LG	TD
Mathis	8	146	18.3	55	0
Grant	2	25	12.5	24	0
Sensabaugh	2	8	4.0	8	0
Starks	1	55	55.0	55t	1
Cousin	1	16	16.0	16	0
Peterson	1	15	15.0	15	0
Greisen	1	6	6.0	6	0
D. Smith	1	4	4.0	4	0
B. Williams	1	4	4.0	4	0
Webb	1	1	1.0	1	0
Ingram	1	0	0.0	0	0
Jaguars	20	280	14.0	55t	1
Opponents	14	222	15.9	83t	2

PUNTING	NO	YDS	AVG	NET	TB	IN	LG	B
Hanson	72	2,920	40.6	33.4	7	20	58	1
Jaguars	73	2,820	40.0	22.4	7	20	58	1
Opponents	90	3,724	41.4	35.8	7	25	73	2

PUNT RET.	NO	FC	YDS	AVG	LG	TD
Pearman	32	16	283	8.8	29	0
C. Owens	9	5	56	6.2	13	0
Mathis	2	1	9	4.5	9	0
Jones-Drew	1	0	13	13.0	13	0
Toefield	1	0	0	0.0	0	0
Jaguars	45	22	361	8.0	29	0
Opponents	29	16	343	11.8	82t	2

KICKOFF RET.	NO	YDS	AVG	LG	TD
Jones-Drew	31	860	27.7	93t	1
Wimbush	8	181	22.6	33	0
Brady	4	18	4.5	9	0
Pearman	3	56	18.7	22	0
Collier	1	8	8.0	8	0
M. Owens	1	4	4.0	4	0
Toefield	1	9	9.0	9	0
Jaguars	49	1,136	23.2	93t	1
Opponents	60	1,262	21.0	70	0

2-POINT CONVERSIONS: Jaguars 0-1, Opponents 0-0

FGs	1-19	20-29	30-39	40-49	50+
Scobee	0/0	5/6	7/7	14/18	0/1
Jaguars	0/0	5/6	7/7	14/18	0/1
Opponents	0/0	7/7	3/6	7/10	0/1

Scobee: (35G, 49N) (31G, 32G, 42G) (24N, 49N) (46G, 43G, 41G) (43G, 40G) ( ) (40G, 27G) (47G, 21G, 39G) (44G) (39G, 24G, 23G, 48G) (42N, 27G) (48G) (48N, 48G, 34G, 46G) (43G) (53N) (33G)

Opponents: (32G, 36N) ( ) ( ) (44G, 37G, 37G) ( ) (38N, 43G, 21G) (25G, 28G) ( ) (25G, 32N, 52N, 28G) (40G) (21G, 42G) (42N, 42G) (41G) (44N, 27G) (48G, 49N) ( )

SACKS: McCray 10, Meier 5, Henderson 3.5, Spicer 3, Smith 3, Stroud 2.5, Hawkins 2, Pettway 2, Ingram 1.5, McDaniel 1, Gilbert 1, Stanley 0.5

Jaguars 35, Opponents 30

TACKLES (Solo-Assists-Total): Smith (107-63-170), Ingram (67-50-117), Grant (61-24-85), Greisen (48-34-82), Mathis (54-17-71), Henderson (52-12-64), Williams (47-16-63), Darius (47-13-60), Spicer (47-12-59), McCray (42-7-49), Sensabaugh (33-14-47), Peterson (27-20-47), Meier (37-8-45), Cousin (30-12-42), Stroud (31-3-34), Starks (14-13-27), McDaniel (15-6-21), Wiley (14-5-19), Webb (13-3-16), Gilbert (12-4-16), Hawkins (7-1-8), Iwuh (4-3-7), Pettway (5-0-5), Fudge (5-0-5), Stanley (3-1-4), Cordova (3-0-3), Sorensen (2-0-2), Hayward (1-1-0)

### USUAL STARTING LINEUP

	OFFENSE
QB	Byron Leftwich (6) David Garrard (10)
RB	Fred Taylor (15)
FB	Derrick Wimbush (6)
WR	Reggie Williams (14)
WR	Ernest Wilford (12)
	Matt Jones (4)
TE	Kyle Brady (14)
	George Wrightster (10)
	Marcedes Lewis (3)
LT	Khalif Barnes (15)
LG	Vince Manuwai (16)
C	Brad Meester (16)
RG	Chris Naeole (16)
RT	Maurice Williams (16)

	DEFENSE
DE	Reggie Hayward (1) Bobby McCray (12)
DT	Marcus Stroud (11) Rob Meier (8)
DT	John Henderson (16)
DE	Paul Spicer (16)
OLB	Nick Greisen (10) Clint Ingram (11)
MLB	Mike Peterson (5)
OLB	Daryl Smith (16)
LCB	Rashean Mathis (16)
RCB	Brian Williams (15)
DB	Terry Cousin (4)
FS	Deon Grant (16)
SS	Donovin Darius (10) Gerald Sensabaugh (7)

PASSING	ATT	CMP	PCT	YDS	YDS/ATT	TD	INT	LG	SK/YDS	RTG
Garrard	241	145	60.2	1,735	7.20	10	9	49	20/119	80.5
Leftwich	183	108	59.0	1,159	6.33	7	5	51t	9/48	79.0
Gray	22	13	59.1	166	7.55	0	0	32	1/11	82.8
M. Jones	0	0	---	0	---	0	0	---	0/0	---
Jaguars	446	266	59.6	3,060	6.86	17	14	51t	30/178	80.0
Opponents	523	294	56.2	3,278	6.27	12	20	68t	35/200	66.8







# 2008 STATISTICS

**HEAD COACH: JACK DEL RIO**

**RECORD: 5-11 (.313)**

**STANDINGS: 4TH, AFC SOUTH**

DATE	OPPONENT	RESULT	ATT.
Sept. 7	at Tennessee	L, 10-17	69,143
Sept. 14	Buffalo	L, 16-20	65,167
Sept. 21	at Indianapolis	W, 23-21	65,938
Sept. 28	Houston	W, 30-27 (OT)	64,061
Oct. 5	Pittsburgh	L, 21-26	65,908
Oct. 12	at Denver	W, 24-17	75,674
Oct. 26	Cleveland	L, 17-23	64,775
Nov. 2	at Cincinnati	L, 19-21	64,238
Nov. 9	at Detroit	W, 38-14	52,631
Nov. 16	Tennessee	L, 14-24	65,258
Nov. 23	Minnesota	L, 12-30	65,064
Dec. 1	at Houston	L, 17-30	70,809
Dec. 7	at Chicago	L, 10-23	61,736
Dec. 14	Green Bay	W, 20-16	65,457
Dec. 18	Indianapolis	L, 24-31	65,648
Dec. 28	at Baltimore	L, 7-27	71,366

	JAGUARS	OPP.
<b>TOTAL FIRST DOWNS</b>	<b>312</b>	<b>289</b>
Rushing	107	98
Passing	183	166
Penalty	22	25
Third Down: Made/Att.	87/213	82/200
Third Down Pct.	40.8	41.0
Fourth Down: Made/Att.	14/24	5/11
Fourth Down Pct.	58.3	45.5
<b>POSSESSION AVG.</b>	<b>31:22</b>	<b>28:38</b>
<b>TOTAL NET YARDS</b>	<b>5,106</b>	<b>5,295</b>
Average per Game	319.1	330.9
Total Plays	1,005	922
Average Per Play	5.1	5.7
<b>NET YARDS RUSHING</b>	<b>1,774</b>	<b>1,709</b>
Average per Game	110.9	106.8
Total Rushes	426	428
<b>NET YARDS PASSING</b>	<b>3,332</b>	<b>3,586</b>
Average per Game	208.3	224.1
Sacked/Yards Lost	42/288	29/191
Gross Yards	3,620	3,777
Att./Completions	537/335	465/297
Completion Pct.	62.4	63.9
Had Intercepted	13	13
<b>PUNTS/AVERAGE</b>	<b>67/43.3</b>	<b>67/43.0</b>
<b>NET PUNTING AVE.</b>	<b>67/36.9</b>	<b>67/36.8</b>
<b>PENALTIES/YARDS</b>	<b>104/813</b>	<b>80/691</b>
<b>FUMBLES/BALLS LOST</b>	<b>23/11</b>	<b>15.4</b>
<b>TOUCHDOWNS</b>	<b>35</b>	<b>41</b>
Rushing	17	14
Passing	15	25
Returns	3	2

BY PERIODS	1	2	3	4	OT	PTS
Jaguars	58	88	62	91	3	302
Opponents	101	102	50	114	0	367

SCORING	TD	RU	PA	RT	PAT	FG	S	TP
Scobee	0	0	0	0	33/33	19/25	0	90
Jones-Drew	14	12	2	0			0	84
Owens	3	2	0	1			0	18
Williams	3	0	3	0			0	18
Garrard	2	2	0	0			0	12
M. Jones	2	0	2	0			0	12
Lewis	2	0	2	0			0	12
Mathis	2	0	0	2			0	12
Northcutt	2	0	2	0			0	12
G. Jones	1	0	1	0			0	6
Pearman	1	0	1	0			0	6
Porter	1	0	1	0			0	6
Taylor	1	1	0	0			0	6
Williamson	1	0	1	0			0	6
Jaguars	35	17	15	3	33/33	19/25	1	302
Opponents	41	14	25	2	40/40	27/30	0	367

RUSHING	NO	YDS	AVG	LG	TD
Jones-Drew	197	824	4.2	46t	12
Taylor	143	556	3.9	34	1
Garrard	73	322	4.4	24	2
Owens	2	43	21.5	41t	2
G. Jones	2	13	6.5	13	0
Northcutt	1	9	9.0	9	0
Washington	4	9	2.3	6	0
Williamson	1	1	1.0	1	0
Williams	1	0	0.0	0	0
Lemon	2	-3	-1.5	-1	0
<b>Jaguars</b>	<b>426</b>	<b>1,774</b>	<b>4.2</b>	<b>46t</b>	<b>17</b>
<b>Opponents</b>	<b>428</b>	<b>1,709</b>	<b>4.0</b>	<b>40t</b>	<b>14</b>

RECEIVING	NO	YDS	AVG	LG	TD
M. Jones	65	761	11.7	35	2
Jones-Drew	62	565	9.1	26	2
Northcutt	44	545	12.4	41	2
Lewis	41	489	11.9	30t	2
Williams	37	364	9.8	32	3
Walker	16	217	13.6	32	0
Taylor	16	98	6.1	17	0
G. Jones	13	116	8.9	22	1
Porter	11	181	16.5	33	1
Estandia	10	113	11.3	23	0
Angulo	8	63	7.9	17	0
Williamson	5	30	6.0	10t	1
Wrightster	2	35	17.5	27	0
Owens	2	17	8.5	10	0
Pearman	1	23	23.0	23t	1
Washington	1	9	9.0	9	0
Garrard	1	-6	-6.0	-6	0
<b>Jaguars</b>	<b>335</b>	<b>3,620</b>	<b>10.8</b>	<b>41</b>	<b>15</b>
<b>Opponents</b>	<b>297</b>	<b>3,777</b>	<b>12.7</b>	<b>56t</b>	<b>25</b>

INTERCEPTIONS	NO	YDS	AVG	LG	TD
Mathis	4	151	37.8	72t	2
Sensabaugh	4	38	9.5	23	0
Williams	2	31	15.5	27	0
Nelson	2	0	0.0	0	0
Harvey	1	0	0.0	0	0
<b>Jaguars</b>	<b>13</b>	<b>220</b>	<b>16.9</b>	<b>72t</b>	<b>2</b>
<b>Opponents</b>	<b>13</b>	<b>181</b>	<b>13.9</b>	<b>42</b>	<b>1</b>

PUNTING	NO	YDS	AVG	NET	TB	IN	LG	B
Weatherford	21	915	43.6	37.7	3	2	57	0
Podlesh	46	1,989	43.2	36.6	5	12	60	0
<b>Jaguars</b>	<b>67</b>	<b>2,904</b>	<b>43.3</b>	<b>36.9</b>	<b>8</b>	<b>14</b>	<b>60</b>	<b>0</b>
<b>Opponents</b>	<b>67</b>	<b>2,878</b>	<b>43.0</b>	<b>36.8</b>	<b>7</b>	<b>25</b>	<b>61</b>	<b>0</b>

PUNT RET.	NO	FC	YDS	AVG	LG	TD
Witherspoon	17	9	192	11.3	38	0
Jones-Drew	7	1	69	9.9	15	0
Northcutt	5	7	14	2.8	9	0
<b>Jaguars</b>	<b>29</b>	<b>17</b>	<b>275</b>	<b>9.5</b>	<b>38</b>	<b>0</b>
<b>Opponents</b>	<b>31</b>	<b>19</b>	<b>269</b>	<b>8.7</b>	<b>28</b>	<b>0</b>

KICKOFF RET.	NO	YDS	AVG	LG	TD
Witherspoon	52	1,250	24.0	51	0
Jones-Drew	13	281	21.6	33	0
Williamson	4	84	21.0	26	0
G. Jones	2	19	9.5	10	0
Owens	2	30	15.0	20	0
Reyes	1	14	14.0	14	0
<b>Jaguars</b>	<b>74</b>	<b>1,678</b>	<b>22.7</b>	<b>51</b>	<b>0</b>
<b>Opponents</b>	<b>51</b>	<b>1,015</b>	<b>19.9</b>	<b>52</b>	<b>0</b>

**2-POINT CONVERSIONS: Jaguars 0-2, Opponents 0-1**

PASSING	ATT	CMP	PCT	YDS	YDS/ATT	TD	INT	LG	SK/YDS	RTG
Garrard	535	335	62.6	3,620	6.77	15	13	41	42/288	81.7
Lemon	2	0	0.0	0	0.00	0	0	0	0/0	39.6
<b>Jaguars</b>	<b>537</b>	<b>335</b>	<b>62.4</b>	<b>3,620</b>	<b>6.74</b>	<b>15</b>	<b>13</b>	<b>41</b>	<b>42/288</b>	<b>81.4</b>
<b>Opponents</b>	<b>465</b>	<b>297</b>	<b>63.9</b>	<b>3,777</b>	<b>8.12</b>	<b>25</b>	<b>13</b>	<b>56t</b>	<b>29/191</b>	<b>95.4</b>

FGs	1-19	20-29	30-39	40-49	50+
Scobee	0/0	7/7	3/6	5/7	4/5
<b>Jaguars</b>	<b>0/0</b>	<b>7/7</b>	<b>3/6</b>	<b>5/7</b>	<b>4/5</b>
<b>Opponents</b>	<b>0/0</b>	<b>9/9</b>	<b>10/12</b>	<b>6/7</b>	<b>2/2</b>

**Scobee:** (37N, 27G) (28G, 50G, 39G) (26G, 21G, 51G) (46G, 40G, 37G) ( ) (48G) (38B, 53G) (52G, 26G) (34G) ( ) (21G, 46N, 38N) (43N, 29G) (42G) (51N) (44G) ( )

**Opponents:** (47G) (21G, 45G) ( ) (27G, 47G) (38G, 23G) (39G) (32G, 20G, 42G) ( ) (33B) (32G) (54G, 32G, 22G) (38G, 50G, 20G) (22G, 36G, 35G) (22G, 23G, 38G) (30N, 45G) (32G, 48N, 41G)

**SACKS:** Hayward 4.5, Harvey 3.5, Spicer 3.5, Groves 2.5, Smith 2.5, Henderson 2.0, Ingram 2.0, Landri 2.0, Meier 2.0, Kennedy 1.0, Mathis 1.0, Mincey 1.0, Peterson 1.0, McDaniel 0.5

**Jaguars 29, Opponents 42**

**TACKLES (Solo-Assists-Total):** Peterson (88-51-139), Smith (89-41-130), Durant (81-32-113), B. Williams (78-11-90), Sensabaugh (70-12-82), Ingram (38-34-72), Nelson (45-19-64), Henderson (37-16-53), Spicer (34-16-50), Meier (31-14-45), Harvey (23-12-35), Mathis (33-0-33), Hayward (24-7-31), Florence (24-2-26), Landri (12-11-23), McDaniel (15-7-22), Prioleau (15-3-18), Groves (12-5-17), T. Williams (15-0-15), Kennedy (4-4-8), Witherspoon (7-0-7), Mincey (3-3-6), Iwuh (0-2-2)

## USUAL STARTING LINEUP

### OFFENSE

QB	David Garrard (16)
RB	Fred Taylor (13)
	Maurice Jones-Drew (3)
FB	Greg Jones (7)
WR	Reggie Williams (11)
	Jerry Porter (6)
WR	Matt Jones (10)
	Troy Williamson (2)
TE	Mercedes Lewis (15)
TE	Richard Angulo (7)
	Greg Estandia (2)
LT	Khalif Barnes (16)
LG	Vince Manuwai (1)
	Uche Nwaneri (15)
C	Brad Meester (10)
	Dennis Norman (6)
RG	Maurice Williams (1)
	Milford Brown (4)
	Tutan Reyes (3)
	Dennis Norman (8)
RT	Tony Pashos (16)

### DEFENSE

DE	Paul Spicer (10)
	Derrick Harvey (9)
DT	John Henderson (14)
	Tony McDaniel (3)
DT	Rob Meier (15)
DE	Reggie Hayward (13)
OLB	Daryl Smith (8)
	Clint Ingram (8)
MLB	Mike Peterson (10)
	Daryl Smith (6)
OLB	Clint Ingram (4)
	Justin Durant (12)
CB	Rashean Mathis (12)
	William James (1)
CB	Drayton Florence (8)
	Brian Williams (11)
FS	Reggie Nelson (13)
	Gerald Sensabaugh (3)
SS	Brian Williams (5)
	Gerald Sensabaugh (10)



# 2009 STATISTICS

HEAD COACH: JACK DEL RIO

RECORD: 7-9 (.438)

STANDINGS: 4TH, AFC SOUTH

DATE	OPPONENT	RESULT	ATT.
Sept. 13	at Indianapolis	L, 12-14	65,757
Sept. 20	Arizona	L, 17-31	46,520
<b>Sept. 27</b>	<b>at Houston</b>	<b>W, 31-24</b>	<b>70,083</b>
<b>Oct. 4</b>	<b>Tennessee</b>	<b>W, 37-17</b>	<b>49,014</b>
Oct. 11	at Seattle	L, 0-41	67,228
<b>Oct. 18</b>	<b>St. Louis</b>	<b>W, 23-20 (OT)</b>	<b>42,088</b>
Nov. 1	at Tennessee	L, 13-30	69,143
<b>Nov. 8</b>	<b>Kansas City</b>	<b>W, 24-21</b>	<b>45,546</b>
<b>Nov. 15</b>	<b>at N.Y. Jets</b>	<b>W, 24-22</b>	<b>76,313</b>
<b>Nov. 22</b>	<b>Buffalo</b>	<b>W, 18-15</b>	<b>47,757</b>
Nov. 29	at San Francisco	L, 3-20	69,732
<b>Dec. 6</b>	<b>Houston</b>	<b>W, 23-18</b>	<b>42,079</b>
Dec. 13	Miami	L, 10-14	60,457
Dec. 17	Indianapolis	L, 31-35	63,753
Dec. 27	at New England	L, 7-35	68,756
Jan. 3	at Cleveland	L, 17-23	66,935

• TV Blackout

	JAGUARS	OPP.
<b>TOTAL FIRST DOWNS</b>	<b>300</b>	<b>307</b>
Rushing	114	100
Passing	170	191
Penalty	16	16
3rd Down: Made/Att	102/226	94/209
3rd Down Pct.	45.1%	45.0%
4th Down: Made/Att	12/21	12/17
4th Down Pct.	57.1%	70.6%
<b>POSSESSION AVG.</b>	<b>30:08</b>	<b>29:52</b>
<b>TOTAL NET YARDS</b>	<b>5,385</b>	<b>5,637</b>
Avg. Per Game	336.6	352.3
Total Plays	1010	982
Avg. Per Play	5.3	5.7
Net Yards Rushing	2,029	1,863
Avg. Per Game	126.8	116.4
Total Rushes	447	458
<b>NET YARDS PASSING</b>	<b>3,356</b>	<b>3,774</b>
Avg. Per Game	209.8	235.9
Sacked/Yards Lost	44/243	14/79
Gross Yards	3,599	3,853
Attempts/Completions	519/315	510/345
Completion Pct.	60.7%	67.6%
Had Intercepted	10	15
<b>PUNTS/AVERAGE</b>	<b>72/41.9</b>	<b>62/44.9</b>
<b>NET PUNTING AVG.</b>	<b>72/38.3</b>	<b>62/39.5</b>
<b>PENALTIES/YARDS</b>	<b>70/542</b>	<b>64/498</b>
<b>FUMBLES/BALL LOST</b>	<b>26/13</b>	<b>22/10</b>
<b>TOUCHDOWNS</b>	<b>34</b>	<b>44</b>
Rushing	19	12
Passing	15	28
Returns	0	4

BY PERIODS	1	2	3	4	OT	PTS
Jaguars	48	113	46	80	3	290
Opponents	69	157	75	79	0	380

SCORING	TD	RU	PA	RT	PAT	FG	S	TP
Jones-Drew	16	15	1	0	0/0	0/0	0	96
Scobee	0	0	0	0	30/31	18/28	0	84
Sims-Walker	7	0	7	0	0/0	0/0	0	42
Garrard	3	3	0	0	0/0	0/0	0	20
Lewis	2	0	2	0	0/0	0/0	0	12
Miller	2	0	2	0	0/0	0/0	0	12
Hughes	1	0	1	0	0/0	0/0	0	6
Jennings	1	1	0	0	0/0	0/0	0	6
Thomas	1	0	1	0	0/0	0/0	0	6
Wilford	1	0	1	0	0/0	0/0	0	6
<b>Jaguars</b>	<b>34</b>	<b>19</b>	<b>15</b>	<b>0</b>	<b>30/31</b>	<b>18/28</b>	<b>0</b>	<b>290</b>
<b>Opponents</b>	<b>44</b>	<b>12</b>	<b>28</b>	<b>4</b>	<b>38/38</b>	<b>24/28</b>	<b>1</b>	<b>380</b>

RUSHING	NO	YDS	AVG	LG	TD
Jones-Drew	312	1,391	4.5	80t	15
Garrard	77	323	4.2	30	3
Jennings	39	202	5.2	28t	1
M. Thomas	12	86	7.2	22	0
G. Jones	4	23	5.8	11	0
Miller	1	3	3.0	3	0
Owens	2	1	0.5	3	0
<b>Jaguars</b>	<b>447</b>	<b>2,029</b>	<b>4.5</b>	<b>80t</b>	<b>19</b>
<b>Opponents</b>	<b>458</b>	<b>1,863</b>	<b>4.1</b>	<b>89t</b>	<b>12</b>

RECEIVING	NO	YDS	AVG	LG	TD
Sims-Walker	63	869	13.8	61t	7
Jones-Drew	53	374	7.1	19	1
Holt	51	722	14.2	63	0
M. Thomas	48	453	9.4	28	1
Lewis	32	518	16.2	47	2
Miller	21	212	10.1	62	2
Jennings	16	101	6.3	14	0
Wilford	11	123	11.2	30	1
Dillard	6	106	17.7	33	0
Hughes	5	70	14.0	35t	1
G. Jones	5	14	2.8	9	0
Williamson	3	34	11.3	13	0
Potter	1	3	3.0	3	0
<b>Jaguars</b>	<b>315</b>	<b>3,599</b>	<b>11.4</b>	<b>63</b>	<b>15</b>
<b>Opponents</b>	<b>345</b>	<b>3,853</b>	<b>11.2</b>	<b>98t</b>	<b>28</b>

INTERCEPTIONS	NO	YDS	AVG	LG	TD
D. Cox	4	6	1.5	6	0
Mathis	3	46	15.3	29	0
A. Smith	2	34	17.0	30	0
G. Alexander	2	23	11.5	22	0
Groves	1	37	37.0	37	0
Durant	1	27	27.0	27	0
Considine	1	25	25.0	25	0
D. Smith	1	10	10.0	10	0
<b>Jaguars</b>	<b>15</b>	<b>208</b>	<b>13.9</b>	<b>37</b>	<b>0</b>
<b>Opponents</b>	<b>10</b>	<b>234</b>	<b>23.4</b>	<b>56</b>	<b>1</b>

PUNTING	NO	YDS	AVG	NET	TB	IN	LG	B
Podlesh	72	3,017	41.9	38.3	5	23	64	0
<b>Jaguars</b>	<b>72</b>	<b>3,017</b>	<b>41.9</b>	<b>38.3</b>	<b>5</b>	<b>23</b>	<b>64</b>	<b>0</b>
<b>Opponents</b>	<b>62</b>	<b>2,784</b>	<b>44.9</b>	<b>39.5</b>	<b>5</b>	<b>21</b>	<b>70</b>	<b>0</b>

PUNT RET.	NO	FC	YDS	AVG	LG	TD
M. Thomas	14	4	118	8.4	44	0
Witherspoon	7	3	78	11.1	42	0
Jones-Drew	2	0	19	9.5	12	0
Hughes	2	0	18	9.0	11	0
Middleton	1	0	0	0.0	0	0
Starks	1	0	0	0.0	0	0
<b>Jaguars</b>	<b>27</b>	<b>7</b>	<b>233</b>	<b>8.6</b>	<b>44</b>	<b>0</b>
<b>Opponents</b>	<b>38</b>	<b>15</b>	<b>159</b>	<b>4.2</b>	<b>13</b>	<b>0</b>

KICKOFF RET.	NO	YDS	AVG	LG	TD
M. Thomas	26	644	24.8	43	0
Witherspoon	24	568	23.7	42	0
Jones-Drew	4	102	25.5	30	0
Jennings	3	56	18.7	24	0
Owens	3	49	16.3	29	0
Underwood	2	38	19.0	24	0
Miller	2	19	9.5	16	0
Ellison	1	16	16.0	16	0
Wilford	1	0	0.0	0	0
<b>Jaguars</b>	<b>66</b>	<b>1,492</b>	<b>22.6</b>	<b>43</b>	<b>0</b>
<b>Opponents</b>	<b>47</b>	<b>1,069</b>	<b>22.7</b>	<b>93t</b>	<b>1</b>

2-POINT CONVERSIONS: Garrard  
Jaguars 1-3, Opponents 2-6

FGs	1-19	20-29	30-39	40-49	50+
Scobee	0/0	7/8	4/4	3/7	4/9
<b>Jaguars</b>	<b>0/0</b>	<b>7/8</b>	<b>4/4</b>	<b>3/7</b>	<b>4/9</b>
<b>Opponents</b>	<b>0/0</b>	<b>12/12</b>	<b>4/5</b>	<b>7/8</b>	<b>1/3</b>

Scobee: (24G, 46G, 63N) (30G, 46B) (52G) (22G, 50G, 55N, 33G) ( ) (58N, 36G) ( ) (53N, 27G) (49N, 21G) (29G) (40N, 32G, 21N) (51G, 46G, 24G) (25G) (50G, 57N) ( ) (47G, 43N)

Opponents: (52N) (45G, 48N) (27G) (29G) (47G, 27G) (52G, 27G) (48G, 25G, 45G) (45G, 21G, 56N) (32G, 37G, 40G) (26G, 28G, 22G) (46G, 27G) (32G) (38N) ( ) ( ) (27G, 21G, 33G)

SACKS: Henderson 3.0, Harvey 2.0, Knighton 1.5, D. Smith 1.5, Ingram 1.0, Stanley 1.0, Hayward 1.0, Durant 1.0, Ellison 1.0, Landri 1.0

**Jaguars 14.0, Opponents 44.0**

TACKLES (Solo-Assists-Total): D. Smith (101-49-150), Durant (90-45-135), Ingram (47-30-77), Nelson (60-17-77), Cox (56-20-76), Harvey (37-32-69), Henderson (27-33-60), Alexander (39-19-58), Allen (35-23-58), Knighton (29-24-53), Mathis (28-12-40), Iwuchukwu (26-12-38), Considine (24-12-36), Brackenridge (23-11-34), Groves (22-12-34), Ellison (16-12-28), A. Smith (21-7-28), Stanley (17-7-24), Landri (8-7-15), Russell (6-8-14), Ju. Williams (6-4-10), B. Smith (4-5-9), Starks (4-3-7), Middleton (7-0-7), Navarre (3-2-5), Hayward (2-1-3), Harrington (1-0-1), Peterson (0-1-1)

## USUAL STARTING LINEUP

### OFFENSE

QB	David Garrard (16)
RB	Maurice Jones-Drew (16)
FB	Greg Jones (7)
WR	Mike Sims-Walker (14)
	Mike Thomas (4)
WR	Torry Holt (12)
TE	Mercedes Lewis (15)
	Ernest Wilford (7)
LT	Eugene Monroe (13)
	Tra Thomas (3)
LG	Vince Manuwai (16)
C	Brad Meester (16)
RG	Uche Nwaneri (13)
	Maurice Williams (3)
RT	Eben Britton (15)
	Maurice Williams (1)

### DEFENSE

DE	Derrick Harvey (16)
DT	John Henderson (15)
	Atiyah Ellison (2)
DT	Terrance Knighton (16)
DE	Quentin Groves (7)
	Atiyah Ellison (4)
OLB	Daryl Smith (16)
MLB	Justin Durant (13)
OLB	Clint Ingram (12)
CB	Rashean Mathis (10)
	Tryon Brackenridge (5)
CB	Derek Cox (16)
FS	Reggie Nelson (14)
	Anthony Smith (2)
SS	Sean Considine (6)
	Gerald Alexander (10)

PASSING	ATT	CMP	PCT	YDS	YDS/ATT	TD	INT	LG	SK/YDS	RTG
Garrard	516	314	60.9	3,597	7.0	15	10	63	42/236	83.5
McCown	3	1	33.3	2	0.7	0	0	2	2/7	42.4
<b>Jaguars</b>	<b>519</b>	<b>315</b>	<b>60.7</b>	<b>3,599</b>	<b>6.9</b>	<b>15</b>	<b>10</b>	<b>63</b>	<b>44/243</b>	<b>83.2</b>
<b>Opponents</b>	<b>510</b>	<b>345</b>	<b>67.6</b>	<b>3,853</b>	<b>7.6</b>	<b>28</b>	<b>15</b>	<b>98t</b>	<b>14/79</b>	<b>96.0</b>



# 2010 STATISTICS

HEAD COACH: JACK DEL RIO

RECORD: 8-8 (.500)

STANDINGS: 2ND, AFC SOUTH

DATE	OPPONENT	RESULT	ATT.
Sept. 12	Denver	W, 24-17	63,636
Sept. 19	at San Diego	L, 13-38	62,691
Sept. 26	Philadelphia	L, 3-28	63,256
Oct. 3	Indianapolis	W, 31-28	63,111
Oct. 10	at Buffalo	W, 36-26	58,304
Oct. 18	Tennessee	L, 3-30	63,625
Oct. 24	at Kansas City	L, 20-42	69,105
Oct. 31	at Dallas	W, 35-17	81,395
Nov. 14	Houston	W, 31-24	62,340
Nov. 21	Cleveland	W, 24-20	62,254
Nov. 28	at N.Y. Giants	L, 20-24	78,533
Dec. 5	at Tennessee	W, 17-6	69,143
Dec. 12	Oakland	W, 38-31	62,570
Dec. 18	at Indianapolis	L, 24-34	67,147
Dec. 26	Washington	L, 17-20 (OT)	63,470
Jan. 2	at Houston	L, 17-34	71,023

TOTAL FIRST DOWNS	JAGUARS	OPP.
Rushing	148	98
Passing	161	197
Penalty	21	21
3rd Down: Made/Att	81/203	78/189
3rd Down Pct.	39.9%	41.3%
4th Down: Made/Att	16/25	8/18
4th Down Pct.	64.0%	44.4%
POSSESSION AVG.	31:43	28:17
TOTAL NET YARDS	5,460	5,949
Avg. Per Game	341.3	371.8
Total Plays	1019	948
Avg. Per Play	5.4	6.3
Net Yards Rushing	2,395	1,945
Avg. Per Game	149.7	121.6
Total Rushes	512	416
NET YARDS PASSING	3,065	4,004
Avg. Per Game	191.6	250.3
Sacked/Yards Lost	38/291	26/189
Gross Yards	3,356	4,193
Attempts/Completions	469/291	506/329
Completion Pct.	62.0%	65.0%
Had Intercepted	21	13
PUNTS/AVERAGE	57/43.8	64/42.4
NET PUNTING AVG.	57/39.2	64/36.5
PENALTIES/YARDS	83/675	85/748
FUMBLES/BALL LOST	23/12	12/5
TOUCHDOWNS	41	50
Rushing	14	19
Passing	26	28
Returns	1	3

BY PERIODS	1	2	3	4	OT	PTS
Jaguars	43	129	86	95	0	353
Opponents	88	92	102	134	3	419

SCORING	TD	RU	PA	RT	PAT	FG	S	TP
Scobee	0	0	0	0	41/41	22/28	0	107
Lewis	10	0	10	0	0/0	0/0	0	60
Jones-Drew	7	5	2	0	0/0	0/0	0	42
Sims-Walker	7	0	7	0	0/0	0/0	0	42
Garrard	5	5	0	0	0/0	0/0	0	30
Thomas	5	0	4	1	0/0	0/0	0	30
Jennings	4	4	0	0	0/0	0/0	0	24
J. Hill	1	0	1	0	0/0	0/0	0	6
Miller	1	0	1	0	0/0	0/0	0	6
Osgood	1	0	1	0	0/0	0/0	0	6
Jaguars	41	14	26	1	41/41	22/28	0	353
Opponents	50	19	28	3	48/48	23/25	0	419

RUSHING	NO	YDS	AVG	LG	TD
Jones-Drew	299	1,324	4.4	37	5
Jennings	84	459	5.5	74t	4
Garrard	66	279	4.2	25t	5
Karim	35	160	4.6	15	0
M. Thomas	12	114	9.5	33	0
Edwards	9	34	3.8	14	0
Miller	2	9	4.5	8	0
Bouman	2	8	4.0	6	0
G. Jones	2	4	2.0	3	0
McCown	1	4	4.0	4	0
Jaguars	512	2,395	4.7	74t	19
Opponents	416	1,945	4.7	70	14

RECEIVING	NO	YDS	AVG	LG	TD
M. Thomas	66	820	12.4	50t	4
Lewis	58	700	12.1	42t	10
Sims-Walker	43	562	13.1	39	7
Jones-Drew	34	317	9.3	75	2
Jennings	26	223	8.6	25	0
Miller	20	216	10.8	52t	1
J. Hill	11	248	22.5	48t	1
G. Jones	11	47	4.3	12	0
Underwood	8	111	13.9	22	0
Osgood	6	60	10.0	24t	1
Potter	3	24	8.0	10	0
Karim	3	10	3.3	7	0
Bolen	1	15	15.0	15	0
Wilford	1	3	3.0	3	0
Jaguars	291	3,356	11.5	75	26
Opponents	329	4,193	12.7	67t	28

INTERCEPTIONS	NO	YDS	AVG	LG	TD
D. Cox	4	14	3.5	14	0
A. Smith	1	47	47.0	47	0
Mathis	1	24	24.0	24	0
Greene	1	8	8.0	8	0
D. Smith	1	8	8.0	8	0
Carey	1	7	7.0	7	0
Middleton	1	2	2.0	2	0
D. Jones	1	0	0.0	0	0
Considine	1	-2	-2.0	-2	0
Knighton	1	-3	-3.0	-3	0
Jaguars	13	105	8.1	47	0
Opponents	21	263	12.5	38	1

PUNTING	NO	YDS	AVG	NET	TB	IN	LG	B
Podlesh	57	2,496	43.8	39.2	7	26	63	0
Jaguars	57	2,496	43.8	39.2	7	26	63	0
Opponents	64	2,714	42.4	36.5	1	16	66	1

PUNT RET.	NO	FC	YDS	AVG	LG	TD
M. Thomas	34	7	358	10.5	78t	1
Brackenridge	1	0	1	1.0	1	0
Osgood	1	0	0	0.0	0	0
Mathis	0	1	0	---	---	0
Jaguars	36	8	359	10.0	78t	1
Opponents	19	15	123	6.5	13	0

KICKOFF RET.	NO	YDS	AVG	LG	TD
Karim	50	1,248	25.0	65	0
Underwood	24	561	23.4	53	0
Bolen	1	5	5.0	5	0
J. Hill	1	30	30.0	30	0
Miller	1	22	22.0	22	0
Owens	1	22	22.0	22	0
Potter	1	15	15.0	15	0
Wilford	1	0	0.0	0	0
Jaguars	80	1,903	23.8	65	0
Opponents	59	1,266	21.5	46	1

2-POINT CONVERSIONS: Jaguars 0-0, Opponents 1-2

FGs	1-19	20-29	30-39	40-49	50+
Scobee	2/2	3/3	6/7	9/14	2/2
Jaguars	2/2	3/3	6/7	9/14	2/2
Opponents	0/0	9/9	10/10	3/3	1/3

Scobee: (45G) (44G, 48G) (51G) (59G) (49G, 49G, 34G, 40G, 46G) (33G) (35G, 18G) ( ) (38G, 39N, 43N) (47G) (22G, 42G) (26G, 49B, 48N) (19G) (22G) (44N, 34G) (39G, 46N)

Opponents: (54 G) (41G) ( ) ( ) (29G, 22G) (26G, 33G, 36G) ( ) (34G) (24G) (51N, 38G, 51N, 41G) (22G, 29G, 28G) (37G, 30G) (26G) (34G, 37G) (48G, 31G) (26G, 33G)

SACKS: Mincey 5.0, Kampman 4.0, Knighton 4.0, Alualu 3.5, D. Smith 3.5, Harvey 2.5, Hart 1.5, Considine 1.0, Middleton 1.0  
Jaguars 26.0, Opponents 38.0

TACKLES (Solo-Assists-Total): D. Smith (109-47-156), Morrison (87-54-141), Durant (71-28-99), Knighton (52-32-84), Alualu (50-27-77), Greene (44-33-77), Mincey (41-28-69), Mathis (36-23-59), Kampman (34-21-55), Allen (38-16-54), Considine (33-19-52), D. Cox (36-16-52), Carey (29-22-51), Middleton (26-16-42), Harvey (16-18-34), Lane (20-13-33), D. Jones (22-5-27), Douzable (13-14-27), A. Smith (13-3-16), G. Alexander (6-9-15), Hart (9-4-13), Mosley (2-4-6), Brackenridge (4-0-4), Cohen (3-0-3), Morgan (2-1-3), Hamlin (2-1-3), Bowen (1-0-1)

## USUAL STARTING LINEUP

### OFFENSE

QB	David Garrard (14)
RB	Maurice Jones-Drew (14) Rashad Jennings (3)
FB	Greg Jones (13)
WR	Mike Sims-Walker (13) Kassim Osgood (3)
WR	Mike Thomas (11)
TE	Marcedes Lewis (16) Zach Miller (5)
LT	Eugene Monroe (15)
LG	Vince Manuwai (11) Justin Smiley (5)
C	Brad Meester (16)
RG	Uche Nwaneri (16)
RT	Jordan Black (9) Eben Britton (7)

### DEFENSE

DE	Aaron Kampman (8) Jeremy Mincey (8)
DT	Terrance Knighton (16)
DT	Tyson Alualu (16)
DE	Austen Lane (9) Derrick Harvey (7)
OLB	Daryl Smith (16)
MLB	Kirk Morrison (16)
OLB	Justin Durant (9) Russell Allen (4)
CB	Rashean Mathis (16)
CB	Derek Cox (11)
	David Jones (5)
FS	Don Carey (10) Gerald Alexander (3) Sean Considine (3)
SS	Courtney Greene (11) Anthony Smith (3)

PASSING	ATT	CMP	PCT	YDS	YDS/ATT	TD	INT	LG	SK/YDS	RTG
Garrard	366	266	64.5	2,734	7.5	23	15	75	33/253	90.8
Edwards	49	26	53.1	280	5.7	1	3	44	4/32	51.4
Bouman	34	18	52.9	222	6.5	2	2	29	1/6	68.5
McCown	19	11	57.9	120	6.3	0	0	25	0/0	76.6
Jones-Drew	1	0	0.0	0	0.0	0	1	0	0/0	0.0
Jaguars	469	291	62.0	3,356	7.2	26	21	75	38/291	83.4
Opponents	506	329	65.0	4,193	8.3	28	13	67t	26/189	98.5



# 2011 STATISTICS

**HEAD COACH: JACK DEL RIO (11 GAMES),  
MEL TUCKER (5 GAMES)**

**RECORD: 5-11 (.313)**

**STANDINGS: 3RD, AFC SOUTH**

DATE	OPPONENT	RESULT	ATT.
Sept. 11	Tennessee	W, 16-14	61,619
Sept. 19	at N.Y. Jets	L, 3-32	78,834
Sept. 26	at Carolina	L, 10-16	71,704
Oct. 2	New Orleans	L, 10-23	62,471
Oct. 9	Cincinnati	L, 20-30	61,799
Oct. 16	at Pittsburgh	L, 13-17	62,934
Oct. 24	Baltimore	W, 12-7	62,976
Oct. 30	at Houston	L, 14-24	71,412
Nov. 13	at Indianapolis	W, 17-3	64,619
Nov. 20	at Cleveland	L, 10-14	63,498
Nov. 27	Houston	L, 13-20	62,004
Dec. 5	San Diego	L, 14-38	62,743
Dec. 11	Tampa Bay	W, 41-14	62,562
Dec. 15	at Atlanta	L, 14-41	68,856
Dec. 24	at Tennessee	L, 17-23	69,143
Jan. 1	Indianapolis	W, 19-13	62,481

RUSHING	NO	YDS	AVG	LG	TD
Jones-Drew	343	1,606	4.7	56	8
Karim	63	130	2.1	14	0
Gabbert	48	98	2.0	12	0
Harris	9	42	4.7	24	0
Owens	10	39	3.9	9	0
McCown	7	23	3.3	9	0
Bolen	2	14	7.0	10	0
Thomas	3	11	3.7	12	0
Jones	2	7	3.5	6	1
Turk	1	0	0.0	0	0
Harris	1	0	0.0	0	0
<b>Jaguars</b>	<b>489</b>	<b>1,970</b>	<b>4.0</b>	<b>56</b>	<b>9</b>
<b>Opponents</b>	<b>435</b>	<b>1,667</b>	<b>3.8</b>	<b>68</b>	<b>14</b>

RECEIVING	NO	YDS	AVG	LG	TD
M.Thomas	44	415	9.4	47	1
Jones-Drew	43	374	8.7	48	3
Lewis	39	460	11.8	62	0
Dillard	29	292	10.1	25	1
Hill	25	367	14.7	74t	3
Karim	14	120	8.6	20	0
West	13	163	12.5	23t	2
Potter	5	50	10.0	22	0
Osgood	5	42	8.4	19	0
Cloherly	4	57	14.3	21	0
Miller	4	42	10.5	14t	1
Jones	4	19	4.8	10	0
Price	2	39	19.5	21	0
Shorts	2	30	15.0	25	1
Bolen	2	6	3.0	4	0
Owens	2	2	1.0	6	0
Whimper	1	17	17.0	17	0
Sims-Walker	1	11	11.0	11	0
D.Harris	1	4	4.0	4	0
<b>Team</b>	<b>240</b>	<b>2,510</b>	<b>10.5</b>	<b>74t</b>	<b>12</b>
<b>Opponents</b>	<b>326</b>	<b>3,554</b>	<b>10.9</b>	<b>80t</b>	<b>21</b>

INTERCEPTIONS	NO	YDS	AVG	LG	TD
Landry	2	28	14.0	28	0
Lowery	2	26	13.0	30	0
Trent	2	17	8.5	22	0
Coleman	2	5	2.5	8	0
Posluszny	2	2	1.0	2	0
Rutland	1	37	37.0	25	0
Smith	1	25	25.0	25	0
Middleton	1	11	11.0	11	0
Mincey	1	5	5.0	5	0
Allen	1	3	3.0	3	0
Mathis	1	1	1.0	1	0
Youboty	1	0	0.0	0	0
<b>Jaguars</b>	<b>17</b>	<b>160</b>	<b>9.4</b>	<b>30</b>	<b>0</b>
<b>Opponents</b>	<b>15</b>	<b>177</b>	<b>11.8</b>	<b>37</b>	<b>0</b>

PUNTING	NO	YDS	AVG	NET	TB	IN	LG	B
Harris	72	3075	42.7	37.9	5	13	55	0
Turk	27	1072	39.7	32.8	5	7	65	0
<b>Jaguars</b>	<b>99</b>	<b>4147</b>	<b>41.9</b>	<b>36.5</b>	<b>10</b>	<b>20</b>	<b>65</b>	<b>0</b>
<b>Opponents</b>	<b>89</b>	<b>3852</b>	<b>43.3</b>	<b>39.4</b>	<b>10</b>	<b>25</b>	<b>71</b>	<b>1</b>

PUNT RET.	NO	FC	YDS	AVG	LG	TD
M.Thomas	19	5	88	4.6	28	0
C.Shorts	12	6	50	4.2	27	0
J.Dillard	3	6	10	3.3	5	0
R.Mathis	0	2	0	0.0	0	0
<b>Jaguars</b>	<b>34</b>	<b>19</b>	<b>148</b>	<b>4.4</b>	<b>28</b>	<b>0</b>
<b>Opponents</b>	<b>48</b>	<b>17</b>	<b>333</b>	<b>6.9</b>	<b>42</b>	<b>0</b>

KICKOFF RET.	NO	YDS	AVG	LG	TD
D.Karim	27	652	24.1	37	0
D.Harris	14	308	22.0	35	0
C.Shorts	4	82	20.5	23	0
M.Owens	1	13	13.0	13	0
Z.Potter	1	0	0.0	0	0
<b>Jaguars</b>	<b>47</b>	<b>1055</b>	<b>22.4</b>	<b>37</b>	<b>0</b>
<b>Opponents</b>	<b>26</b>	<b>632</b>	<b>24.3</b>	<b>46</b>	<b>0</b>

2-POINT CONVERSIONS: Jaguars 0-0, Opponents 1-2

FGs	1-19	20-29	30-39	40-49	50+
Scobee	1/1	5/5	5/5	7/8	5/6
<b>Jaguars</b>	<b>1/1</b>	<b>5/5</b>	<b>5/5</b>	<b>7/8</b>	<b>5/6</b>
<b>Opponents</b>	<b>0/0</b>	<b>5/5</b>	<b>10/11</b>	<b>4/6</b>	<b>3/7</b>

Scobee: (48G, 21G, 45G) (55G) (53G) (31G) (19G, 20G) (46G, 45G) (54G, 54G, 22G, 51G) () (44G, 45N) (42G) (21G, 55N, 35G) () () (39G) (25G, 32G, 47G, 39G)

Opponents: (67N) (38G, 45G, 23G) (35G, 32G) (53N, 38G, 39G, 21G, 50N) (47G) (21G, 46N) (52N) (46N, 39G) (42G) (38N) (53G, 33G) (29G) () (33G, 31G) (51G, 51G, 35G) (48G, 20G)

SACKS: Mincey 8.0, Roth 3.5, D. Smith 3.5, Alualu 2.5, Chick 2.5, Coleman 2.0, Posluszny 2.0, Douzable 1.0, Lane 1.0, Lowery 1.0, Mosley 1.0, Session 1.0, Allen 0.5, Collins 0.5, Landry 0.5, Selvie 0.5

**Jaguars 31.0, Opponents 44.0**

TACKLES (Solo-Assists-Total): Posluszny (132-60-192), D. Smith (125-41-166), Landry (69-46-115), Mincey (61-40-101), Alualu (43-38-81), Allen (51-25-76), Knighton (38-23-61), Douzable (35-26-61), Mosley (30-20-50), Lowery (31-16-47), Session (35-9-44), Coleman (32-12-44), Roth (29-14-43), Mathis (27-9-36), Middleton (22-11-33), Youboty (24-5-29), Proskinski (7-12-19), Rutland (10-8-18), Lane (7-9-16), Cox (12-4-16), Collins (7-8-15), Owusu-Ansah (9-5-14), Chick (8-1-9), Trent (4-4-8), Greene (5-2-7), Selvie (3-1-4), Kampman (1-1-2), Franklin (0-3-3), D. Jones (1-0-1), Brown (1-0-1)

## USUAL STARTING LINEUP

### OFFENSE

- QB Blaine Gabbert (14)
- RB Maurice Jones-Drew (16)
- FB Greg Jones (9)
- WR Mike Thomas (13)
- WR Jason Hill (10)
- Jarett Dillard (5)
- TE Mercedes Lewis (15)
- Zach Potter (7)
- LT Eugene Monroe (14)
- LG Will Rackley (14)
- C Brad Meester (16)
- RG Uche Nwaneri (16)
- RT Guy Whimper (15)

### DEFENSE

- DE Jeremy Mincey (16)
- DT Terrance Knighton (13)
- C.J. Mosley (3)
- DT Tyson Alualu (16)
- DE Matt Roth (9)
- Leger Douzable (6)
- OLB Daryl Smith (16)
- MLB Paul Posluszny (16)
- OLB Clint Session (6)
- Russell Allen (6)
- CB Rashean Mathis (9)
- William Middleton (6)
- CB Derek Cox (6)
- Ashton Youboty (5)
- FS Dwight Lowery (11)
- SS Dawan Landry (16)

TOTAL FIRST DOWNS	JAGUARS	OPP.
Rushing	103	73
Passing	122	175
Penalty	26	20
3rd Down: Made/Att	81/241	79/218
3rd Down Pct.	33.6%	36.2%
4th Down: Made/Att	6/17	4/9
4th Down Pct.	35.3%	44.4%
<b>POSSESSION AVG.</b>	<b>30:02</b>	<b>29:58</b>
<b>TOTAL NET YARDS</b>	<b>4,149</b>	<b>5,008</b>
Avg. Per Game	259.3	313.0
Total Plays	1,002	979
Avg. Per Play	4.1	5.1
<b>NET YARDS RUSHING</b>	<b>1,970</b>	<b>1,667</b>
Avg. Per Game	123.1	104.2
Total Rushes	489	435
<b>NET YARDS PASSING</b>	<b>2,179</b>	<b>3,341</b>
Avg. Per Game	136.2	208.8
Sacked/Yards Lost	44/331	31/213
Gross Yards	2,510	3,554
Attempts/Completions	469/240	513/326
Completion Pct.	51.2%	63.5%
Had Intercepted	15	17
<b>PUNTS/AVERAGE</b>	<b>99/41.9</b>	<b>89/43.3</b>
<b>NET PUNTING AVG.</b>	<b>99/36.5</b>	<b>89/39.4</b>
<b>PENALTIES/YARDS</b>	<b>77/680</b>	<b>105/895</b>
<b>FUMBLES/BALL LOST</b>	<b>27/8</b>	<b>21/11</b>
<b>TOUCHDOWNS</b>	<b>25</b>	<b>37</b>
Rushing	9	14
Passing	12	21
Returns	4	2

BY PERIODS	1	2	3	4	OT	PTS
Jaguars	44	100	33	66	0	243
Opponents	83	103	64	79	0	329

SCORING	TD	RU	PA	RT	PAT	FG	S	TP
Scobee	0	0	0	0	24/24	23/25	0	93
Jones-Drew	11	8	3	0	0/0	0/0	0	66
Hill	3	0	3	0	0/0	0/0	0	18
West	2	0	2	0	0/0	0/0	0	12
Cloherly	1	0	0	1	0/0	0/0	0	6
Collins	1	0	0	1	0/0	0/0	0	6
Dillard	1	0	1	0	0/0	0/0	0	6
Jones	1	1	0	0	0/0	0/0	0	6
Miller	1	0	1	0	0/0	0/0	0	6
Potter	1	0	0	1	0/0	0/0	0	6
Shorts	1	0	1	0	0/0	0/0	0	6
Thomas	1	0	1	0	0/0	0/0	0	6
Youboty	1	0	0	1	0/0	0/0	0	6
<b>Jaguars</b>	<b>25</b>	<b>9</b>	<b>12</b>	<b>4</b>	<b>24/24</b>	<b>23/25</b>	<b>0</b>	<b>243</b>
<b>Opponents</b>	<b>37</b>	<b>14</b>	<b>21</b>	<b>2</b>	<b>35/36</b>	<b>22/29</b>	<b>2</b>	<b>329</b>

PASSING	ATT	CMP	PCT	YDS	YDS/ATT	TD	INT	LG	SK/YDS	RTG
Gabbert	413	210	50.8	2,214	5.4	12	11	74t	40/293	65.4
L. McCown	56	30	53.6	296	5.3	0	4	26	4/38	39.0
<b>Jaguars</b>	<b>469</b>	<b>240</b>	<b>51.2</b>	<b>2,510</b>	<b>5.4</b>	<b>12</b>	<b>15</b>	<b>74t</b>	<b>44/331</b>	<b>62.2</b>
<b>Opponents</b>	<b>513</b>	<b>326</b>	<b>63.5</b>	<b>3,554</b>	<b>6.9</b>	<b>21</b>	<b>17</b>	<b>80t</b>	<b>31/213</b>	<b>83.7</b>



# 2012 STATISTICS

**HEAD COACH: MIKE MULARKEY**

**RECORD: 2-14 (.125)**

**STANDINGS: 4TH, AFC SOUTH**

DATE	OPPONENT	RESULT	ATT.
Sept. 9	at Minnesota	L, 23-26 (OT)	56,607
Sept. 16	Houston	L, 7-27	62,907
<b>Sept. 23</b>	<b>at Indianapolis</b>	<b>W, 22-17</b>	<b>63,536</b>
Sept. 30	Cincinnati	L, 10-27	63,030
Oct. 7	Chicago	L, 3-41	67,012
Oct. 21	at Oakland	L, 23-26 (OT)	51,634
Oct. 28	at Green Bay	L, 15-24	70,464
Nov. 4	Detroit	L, 14-31	63,050
Nov. 8	Indianapolis	L, 10-27	63,272
Nov. 18	at Houston	L, 37-43 (OT)	71,676
<b>Nov. 25</b>	<b>Tennessee</b>	<b>W, 24-19</b>	<b>63,323</b>
Dec. 2	at Buffalo	L, 18-34	53,971
Dec. 9	N.Y. Jets	L, 10-17	67,027
Dec. 16	at Miami	L, 3-24	53,667
Dec. 23	New England	L, 16-23	70,251
Dec. 30	at Tennessee	L, 20-38	69,143

	JAGUARS	OPP.
<b>TOTAL FIRST DOWNS</b>	<b>269</b>	<b>364</b>
Rushing	76	133
Passing	157	194
Penalty	36	37
3rd Down: Made/Att	64/216	89/215
3rd Down Pct.	29.6%	41.4%
4th Down: Made/Att	8/26	4/9
4th Down Pct.	30.8%	44.4%
<b>POSSESSION AVG.</b>	<b>27:29</b>	<b>32:31</b>
<b>TOTAL NET YARDS</b>	<b>4788</b>	<b>6088</b>
Avg. Per Game	299.3	380.5
Total Plays	994	1100
Avg. Per Play	4.8	5.5
<b>NET YARDS RUSHING</b>	<b>1369</b>	<b>2256</b>
Avg. Per Game	85.6	141.0
Total Rushes	358	545
<b>NET YARDS PASSING</b>	<b>3419</b>	<b>3832</b>
Avg. Per Game	213.7	239.5
Sacked/Yards Lost	50/327	20/128
Gross Yards	3746	3960
Attempts/Completions	586/328	535/341
Completion Pct.	56.0%	63.7%
Had Intercepted	17	12
<b>PUNTS/AVERAGE</b>	<b>92/47.3</b>	<b>68/46.0</b>
<b>NET PUNTING AVG.</b>	<b>40.4</b>	<b>39.8</b>
<b>PENALTIES/YARDS</b>	<b>101/955</b>	<b>101/820</b>
<b>FUMBLES/BALL LOST</b>	<b>20/9</b>	<b>17/11</b>
<b>TOUCHDOWNS</b>	<b>26</b>	<b>48</b>
Rushing	5	19
Passing	20	21
Returns	1	8

BY PERIODS	1	2	3	4	OT	PTS
Jaguars	50	71	43	88	3	255
Opponents	66	134	87	142	15	444

SCORING	TD	RU	PA	RT	PAT	FG	S	TP
Scobee	0	0	0	0	18/19	25/28	0	93
Shorts	7	0	7	0	0/0	0/0	0	42
Blackmon	5	0	5	0	0/0	0/0	1	32
Lewis	4	0	4	0	0/0	0/0	0	24
Jennings	2	2	0	0	0/0	0/0	1	14
Jones-Drew	2	1	1	0	0/0	0/0	0	12
Owens	1	1	0	0	0/0	0/0	1	8
Harris	1	0	0	1	0/0	0/0	0	6
Whimper	1	0	1	0	0/0	0/0	0	6
Henne	1	1	0	0	0/0	0/0	0	6
ShIPLEY	1	0	1	0	0/0	0/0	0	6
Spurlock	1	0	1	0	0/0	0/0	0	6
<b>Jaguars</b>	<b>26</b>	<b>5</b>	<b>20</b>	<b>1</b>	<b>18/19</b>	<b>25/28</b>	<b>3</b>	<b>255</b>
<b>Opponents</b>	<b>48</b>	<b>19</b>	<b>21</b>	<b>8</b>	<b>46/46</b>	<b>36/43</b>	<b>1</b>	<b>444</b>

RUSHING	NO	YDS	AVG	LG	TD
Jones-Drew	86	414	4.8	59t	1
Jennings	101	283	2.8	21	2
Owens	42	209	5.0	32t	1
ParmeLe	40	143	3.6	28	0
Murphy	23	92	4.0	14	0
Toston	17	74	4.4	14	0
Henne	19	64	3.4	15	1
Gabbert	18	56	3.1	10	0
Blackmon	2	23	11.5	12	0
Jones	5	8	1.6	4	0
Todman	3	8	2.7	6	0
Thomas	1	-1	-1.0	-1	0
Shorts	1	-4	-4.0	-4	0
<b>Jaguars</b>	<b>358</b>	<b>1369</b>	<b>3.8</b>	<b>59t</b>	<b>5</b>
<b>Opponents</b>	<b>545</b>	<b>2256</b>	<b>4.1</b>	<b>53</b>	<b>19</b>

RECEIVING	NO	YDS	AVG	LG	TD
Blackmon	64	865	13.5	81t	5
Shorts	55	979	17.8	80t	7
Lewis	52	540	10.4	26	4
Robinson	24	252	10.5	32	0
ShIPLEY	23	244	10.6	36	1
Jennings	19	130	6.8	26	0
Spurlock	14	121	8.6	22	1
Jones-Drew	14	86	6.1	13	1
Thomas	13	80	6.2	12	0
Jones	11	64	5.8	10	0
Elliott	10	108	10.8	22	0
Owens	8	113	14.1	53	0
ParmeLe	7	60	8.6	26	0
Toston	3	41	13.7	21	0
Clemons	3	41	13.7	17	0
Whimper	2	11	5.5	10	1
Potter	2	6	3.0	4	0
Stanback	1	6	6.0	6	0
Ta'ufou'u	1	5	5.0	5	0
Todman	1	0	0.0	0	0
Henne	1	-6	-6.0	-6	0
<b>Jaguars</b>	<b>328</b>	<b>3746</b>	<b>11.4</b>	<b>81t</b>	<b>20</b>
<b>Opponents</b>	<b>341</b>	<b>3960</b>	<b>11.6</b>	<b>59</b>	<b>21</b>

INTERCEPTIONS	NO	YDS	AVG	LG	TD
Cox	4	18	4.5	16	0
Posluszny	3	20	6.7	13	0
Landry	1	47	47.0	21	0
Lowery	1	21	21.0	21	0
Bosworth	1	10	10.0	10	0
Prosinski	1	6	6.0	4	0
Harris	1	0	0.0	0	0
<b>Jaguars</b>	<b>12</b>	<b>122</b>	<b>10.2</b>	<b>21</b>	<b>0</b>
<b>Opponents</b>	<b>17</b>	<b>400</b>	<b>23.5</b>	<b>79t</b>	<b>5</b>

PUNTING	NO	YDS	AVG	NET	TB	IN	LG	B
Anger	91	4353	47.8	40.8	5	31	73	1
<b>Jaguars</b>	<b>91</b>	<b>4353</b>	<b>47.3</b>	<b>40.8</b>	<b>5</b>	<b>31</b>	<b>73</b>	<b>1</b>
<b>Opponents</b>	<b>67</b>	<b>3131</b>	<b>46.0</b>	<b>40.3</b>	<b>7</b>	<b>20</b>	<b>65</b>	<b>1</b>

PUNT RET.	NO	FC	YDS	AVG	LG	TD
ShIPLEY	10	1	75	7.5	15	0
Thomas	8	1	56	7.0	18	0
Spurlock	6	4	51	8.5	28	0
Cosby	5	4	46	9.2	15	0
Ross	3	3	16	5.3	6	0
Jones-Drew	2	0	4	2.0	4	0
<b>Jaguars</b>	<b>34</b>	<b>13</b>	<b>248</b>	<b>7.3</b>	<b>28</b>	<b>0</b>
<b>Opponents</b>	<b>40</b>	<b>29</b>	<b>495</b>	<b>12.4</b>	<b>81t</b>	<b>2</b>

KICKOFF RET.	NO	YDS	AVG	LG	TD
Jennings	10	241	24.1	29	0
ParmeLe	10	233	23.3	38	0
Spurlock	6	118	19.7	24	0
ShIPLEY	6	117	19.5	24	0
Murphy	5	118	23.6	32	0
Cosby	5	99	19.8	32	0
Todman	4	78	19.5	24	0
Toston	3	65	21.7	25	0
Thomas	2	34	17.0	20	0
Potter	1	11	11.0	11	0
Selvie	1	0	0.0	0	0
<b>Jaguars</b>	<b>53</b>	<b>1114</b>	<b>21.0</b>	<b>38</b>	<b>0</b>
<b>Opponents</b>	<b>39</b>	<b>1009</b>	<b>25.9</b>	<b>55</b>	<b>0</b>

2-POINT CONVERSIONS: Jaguars 3-7, Opponents: 1-1

FGs	1-19	20-29	30-39	40-49	50+
Scobee	1/1	4/4	8/8	11/13	1/2
<b>Team</b>	<b>1/1</b>	<b>4/4</b>	<b>8/8</b>	<b>11/13</b>	<b>1/2</b>
<b>Opponents</b>	<b>0/0</b>	<b>7/7</b>	<b>17/19</b>	<b>9/12</b>	<b>3/5</b>

**Scobee:** (19G, 26G, 47G) ( ) (44G, 47G, 26G) (21G) (31G) (50G, 40G, 45G) (38G, 22G, 32G) (44N, 40G) (43G, 40G, 33G) (41G) (36G) (31G, 55N) (37G) (41G, 43N, 35G, 42G) ( )

**Opponents:** (20G, 42G, 55G, 38G) (31G, 37G) (36N, 37G) (35G, 35G) (32G, 31G) (21G, 33G, 31G, 64N, 40G) (32N, 25G) (47N, 42G) (31G, 41G) (42G, 50N, 27G, 47N, 25G) (38G, 42N, 40G, 39G, 33G) (29G, 50G) (44G) (53G, 30G, 31G) (25G, 49G, 38G) (48G)

**SACKS:** T. Alualu 3.5, J. Mincey 3.0, C. Mosley 2.5, T. Knighton 2.0, P. Posluszny 2.0, A. Lane 2.0, J. Babin 1.5, M. Harris 1.0, A. Branch 1.0, G. Selvie 1.0, R. Allen 0.5  
**Jaguars 20.0, Opponents 50.0**

**TACKLES (Solo-Assists-Total):** Posluszny (152-79-231), Allen (137-64-201), Landry (90-86-176), Alualu (36-46-82), Mosley (44-36-80), Mincey (43-31-74), Prosinski (44-22-66), Ross (45-20-65), Harris (44-18-62), Knighton (31-30-61), Cox (49-10-59), Lane (27-27-54), Bosworth (32-21-53), Lowery (28-25-53), Stanford (15-21-36), Selvie (13-17-30), Mathis (15-9-24), Branch (9-11-20), Middleton (10-8-18), Babin (8-9-17), D'A. Smith (8-4-12), D. Smith (4-6-10), Rutland (4-6-10), Chick (2-6-8), Pendleton (2-2-4), Morgan (2-0-2)

## USUAL STARTING LINEUP

### OFFENSE

QB	Blaine Gabbert (9) Chad Henne (6)
RB	Maurice Jones-Drew (5) Rashad Jennings (5)
FB	Greg Jones (4)
WR	Justin Blackmon (15) Cecil Shorts III (9)
TE	Laurent Robinson (4) Mercedes Lewis (15)
LT	Eugene Monroe (16)
LG	Mike Brewster (7) Eben Britton (5) Austin Pasztor (3)
C	Brad Meester (16)
RG	Uche Nwaneri (15)
RT	Cameron Bradford (12) Guy Whimper (4)

### DEFENSE

DE	Jeremy Mincey (11) Jason Babin (4)
DT	Tyson Alualu (15)
DT	C.J. Mosley (12) Terrance Knighton (4)
DE	Austin Lane (7) Jeremy Mincey (5)
OLB	Kyle Bosworth (5) Julian Stanford (6)
MLB	Paul Posluszny (16)
OLB	Russell Allen (16)
CB	Derek Cox (11) William Middleton (3)
CB	Aaron Ross (6) Rashean Mathis (4) Mike Harris (4)
FS	Dwight Lowery (9) Chris Prosinski (7)
SS	Dawan Landry (16)

PASSING	ATT	CMP	PCT	YDS	YDS/ATT	TD	INT	LG	SK/YDS	RTG
Henne	308	166	53.9	2,084	6.8	11	11	81t	28/169	72.2
Gabbert	278	162	58.3	1,662	6.0	9	6	80t	22/158	77.3
<b>Team</b>	<b>586</b>	<b>328</b>	<b>56.0</b>	<b>3,746</b>	<b>6.4</b>	<b>20</b>	<b>17</b>	<b>81t</b>	<b>50/327</b>	<b>74.7</b>
<b>Opponents</b>	<b>535</b>	<b>341</b>	<b>63.7</b>	<b>3,960</b>	<b>7.4</b>	<b>21</b>	<b>12</b>	<b>59</b>	<b>20/128</b>	<b>89.8</b>



# 2013 STATISTICS

HEAD COACH: GUS BRADLEY

RECORD: 4-12 (.250)

STANDINGS: 3rd, AFC SOUTH

DATE	OPPONENT	RESULT	ATT.
Sept. 8	Kansas City	L, 2-28	59,416
Sept. 15	at Oakland	L, 9-19	49,400
Sept. 22	at Seattle	L, 17-45	68,087
Sept. 29	Indianapolis	L, 3-37	59,695
Oct. 6	at St. Louis	L, 20-34	54,266
Oct. 13	at Denver	L, 19-35	76,862
Oct. 20	San Diego	L, 6-24	59,550
Oct. 27	S.F. (London)	L, 10-42	83,559
Nov. 10	at Tennessee	W, 29-27	69,143
Nov. 17	Arizona	L, 14-27	59,862
Nov. 24	at Houston	W, 13-6	71,659
Dec. 1	at Cleveland	W, 32-28	69,654
Dec. 5	Houston	W, 27-20	60,414
Dec. 15	Buffalo	L, 20-27	60,085
Dec. 22	Tennessee	L, 16-20	60,559
Dec. 29	at Indianapolis	L, 10-30	66,008

\* Wembley Stadium in London, U.K.

	JAGUARS	OPP.
<b>TOTAL FIRST DOWNS</b>	<b>271</b>	<b>353</b>
Rushing	71	121
Passing	176	200
Penalty	24	32
3rd Down: Made/Att	70/225	96/226
3rd Down Pct.	31.1%	42.5%
4th Down: Made/Att	13/30	9/12
4th Down Pct.	43.3%	75.0%
<b>POSSESSION AVG.</b>	<b>27:22</b>	<b>32:38</b>
<b>TOTAL NET YARDS</b>	<b>4,701</b>	<b>6,070</b>
Avg. Per Game	293.8	379.4
Total Plays	1,020	1,089
Avg. Per Play	4.6	5.6
<b>NET YARDS RUSHING</b>	<b>1,260</b>	<b>2,108</b>
Avg. Per Game	78.8	131.8
Total Rushes	378	507
<b>NET YARDS PASSING</b>	<b>3,441</b>	<b>3,962</b>
Avg. Per Game	215.1	247.6
Sacked/Yards Lost	50/310	31/225
Gross Yards	3,751	4,187
Attempts/Completions	592/349	551/354
Completion Pct.	59.0%	64.2%
Had Intercepted	21	11
<b>PUNTS/AVERAGE</b>	<b>95/45.7</b>	<b>76/43.0</b>
<b>NET PUNTING AVG.</b>	<b>40.5</b>	<b>38.8</b>
<b>PENALTIES/YARDS</b>	<b>96/797</b>	<b>87/729</b>
<b>FUMBLES/BALL LOST</b>	<b>18/6</b>	<b>27/10</b>
<b>TOUCHDOWNS</b>	<b>25</b>	<b>53</b>
Rushing	7	20
Passing	16	29
Returns	2	4

BY PERIODS	1	2	3	4	OT	PTS
Jaguars	70	66	50	61	0	247
Opponents	107	139	102	101	0	449

SCORING	TD	RU	PA	RT	PAT	FG	S	TP
Scobee	0	0	0	0	22/23	23/25	0	91
Jones-Drew	5	5	0	0	0/0	0/0	0	30
M. Lewis	4	0	4	0	0/0	0/0	0	24
C. Shorts	3	0	3	0	0/0	0/0	0	18
Todman	3	2	1	0	0/0	0/0	0	18
Harbor	2	0	2	0	0/0	0/0	0	12
M. Brown	2	0	2	0	0/0	0/0	0	12
Noble	1	0	1	0	0/0	0/0	0	6
J. Blackmon	1	0	1	0	0/0	0/0	0	6
Sanders	1	0	1	0	0/0	0/0	0	6
K. Taylor	1	0	1	0	0/0	0/0	0	6
W. Blackmon	1	0	0	1	0/0	0/0	0	6
Posluszny	1	0	0	1	0/0	0/0	0	6
J. Thomas	0	0	0	0	0/0	0/0	0	2
<b>Jaguars</b>	<b>25</b>	<b>7</b>	<b>16</b>	<b>2</b>	<b>22/23</b>	<b>23/25</b>	<b>0</b>	<b>247</b>
<b>Opponents</b>	<b>53</b>	<b>20</b>	<b>29</b>	<b>4</b>	<b>53/53</b>	<b>26/29</b>	<b>0</b>	<b>449</b>

RUSHING	NO	YDS	AVG	LG	TD
Jones-Drew	234	803	3.4	48	5
Todman	76	256	3.4	33	2
Henne	27	77	2.9	14	0
Robinson	20	66	3.3	24	0
Gabbert	9	32	3.6	7	0
Forsett	6	31	5.2	10	0
Sanders	2	4	2.0	4	0
Ta'ufou'ou	1	1	1.0	1	0
Anger	1	0	0.0	0	0
Blackmon	1	-1	-1.0	-1	0
Burton	1	-9	-9.0	-9	0
<b>Jaguars</b>	<b>378</b>	<b>1260</b>	<b>3.3</b>	<b>48</b>	<b>7</b>
<b>Opponents</b>	<b>507</b>	<b>2108</b>	<b>4.2</b>	<b>50</b>	<b>20</b>

RECEIVING	NO	YDS	AVG	LG	TD
Shorts	66	777	11.8	59	3
Sanders	51	484	9.5	51	1
Jones-Drew	43	314	7.3	17	0
M. Brown	32	446	13.9	43	2
J. Blackmon	29	415	14.3	67t	1
Lewis	25	359	14.4	41	4
Harbor	24	292	12.2	31	2
Taylor	19	189	9.9	17	1
Forsett	15	82	5.5	14	0
Todman	14	116	8.3	30	1
Ta'ufou'ou	10	40	4.0	11	0
Burton	8	76	9.5	22	0
Reisner	5	40	8.0	16	0
Ebert	3	18	6.0	8	0
Noble	2	63	31.5	62t	1
Thomas	2	31	15.5	18	0
Meester	1	9	9.0	9	0
<b>Jaguars</b>	<b>349</b>	<b>3751</b>	<b>10.7</b>	<b>67t</b>	<b>16</b>
<b>Opponents</b>	<b>354</b>	<b>4187</b>	<b>11.8</b>	<b>95t</b>	<b>29</b>

INTERCEPTIONS	NO	YDS	AVG	LG	TD
Posluszny	2	69	34.5	59t	1
Hayes	2	39	19.5	28	0
Gratz	2	20	10.0	17	0
Ball	2	8	4.0	8	0
Cyprien	1	27	27.0	27	0
R. Davis	1	8	8.0	8	0
W. Blackmon	1	1	1.0	1	0
<b>Jaguars</b>	<b>11</b>	<b>172</b>	<b>15.6</b>	<b>59t</b>	<b>1</b>
<b>Opponents</b>	<b>21</b>	<b>355</b>	<b>16.9</b>	<b>82t</b>	<b>3</b>

PUNTING	NO	YDS	AVG	NET	TB	IN	LG	B
Anger	95	4338	45.7	40.5	8	31	61	0
<b>Jaguars</b>	<b>95</b>	<b>4338</b>	<b>45.7</b>	<b>40.5</b>	<b>8</b>	<b>31</b>	<b>61</b>	<b>0</b>
<b>Opponents</b>	<b>75</b>	<b>3268</b>	<b>43.0</b>	<b>39.3</b>	<b>7</b>	<b>19</b>	<b>65</b>	<b>1</b>

PUNT RET.	NO	FC	YDS	AVG	LG	TD
Sanders	25	16	140	5.6	17	0
W. Blackmon	5	5	2	0.4	5	0
<b>Jaguars</b>	<b>30</b>	<b>21</b>	<b>142</b>	<b>4.7</b>	<b>17</b>	<b>0</b>
<b>Opponents</b>	<b>47</b>	<b>22</b>	<b>330</b>	<b>7.0</b>	<b>38</b>	<b>0</b>

KICKOFF RET.	NO	YDS	AVG	LG	TD
Todman	26	712	27.4	59	0
Burton	4	99	24.8	32	0
D. Robinson	4	88	22.0	27	0
Sanders	3	75	25.0	31	0
K. Taylor	2	60	30.0	43	0
Forsett	1	21	21.0	21	0
Ta'ufou'ou	1	5	5.0	5	0
<b>Jaguars</b>	<b>41</b>	<b>1060</b>	<b>25.9</b>	<b>59</b>	<b>0</b>
<b>Opponents</b>	<b>25</b>	<b>509</b>	<b>20.4</b>	<b>47</b>	<b>0</b>

2-POINT CONVERSIONS: Jaguars: 0-2, Opponents: 0-0

FGs	1-19	20-29	30-39	40-49	50+
J.Scobee	0/0	3/3	12/12	4/5	4/5
<b>Jaguars</b>	<b>0/0</b>	<b>3/3</b>	<b>12/12</b>	<b>4/5</b>	<b>4/5</b>
<b>Opponents</b>	<b>0/0</b>	<b>10/10</b>	<b>9/10</b>	<b>6/6</b>	<b>1/3</b>

Scobee: () (27G) (33G) (53G) (48G, 34G) (50G, 30G) (30G, 23G) (38G) (32G, 44G) (60N) (30G, 49N, 53G) (44G, 36G, 25G) (40G, 39G) (32G, 55G) (36G) (37G)

Opponents: () (35N, 46G, 30G, 29G, 29G) (21G) (22G, 46G, 28G) (32G, 37G) () (20G) () (39G, 37G) (21G, 32G) (49G, 20G) (53N) (34G, 31G) (42G, 54N, 40G) (45G, 52G) (23G, 26G, 39G)

SACKS: J. Babin 7.5, A. Branch 6.0, S. Marks 4.0, P. Posluszny 3.0, J. Mincey 2.0, T. Alualu 1.5, J. Cyprien 1.0, G. Hayes 1.0, R. Allen 1.0, W. Blackmon 1.0, W. Guy 1.0, R. Davis 1.0, A. Jones 0.5, B. Deaderick 0.5  
**Jaguars 31.0, Opponents 50.0**

TACKLES (Solo-Assists-Total): P. Posluszny (121, 40, 161), J. Cyprien (82, 16, 98), G. Hayes (59, 16, 78), R. Allen (45, 18, 63), J. Evans (43, 11, 54), A. Ball (41, 6, 47), T. Alualu (34, 10, 44), J. Babin (30, 10, 40), W. Blackmon (30, 10, 40), A. Branch (30, 7, 37), M. Harris (28, 6, 34), S. Marks (28, 5, 33), D. Gratz (26, 6, 32), R. Miller (20, 5, 25), W. Guy (18, 6, 24), J. Thomas (12, 5, 17), J. Mincey (7, 7, 14), B. Deaderick (8, 1, 9), A. Jones (8, 1, 9), L. Reynolds (7, 2, 9), C. Pronsinski (5, 2, 7), J. Lotulelei (5, 2, 7), D. Lowery (4, 2, 6), D. McCray (3, 2, 5), R. Davis (4, 0, 4), K. Love (1, 3, 4), J. Miller (2, 0, 2), D. Nevis (1, 1, 2)

### USUAL STARTING LINEUP

#### OFFENSE

QB	Chad Henne (13)
	Blaine Gabbert (3)
RB	Maurice Jones-Drew (15)
FB	Will Ta'ufou'ou (7)
	Clay Harbor, TE (4)
WR	Cecil Shorts III (13)
WR	Mike Brown (6)
	Justin Blackmon (4)
TE	Mercedes Lewis (11)
LT	Cameron Bradfield (11)
LG	Will Rackley (11)
C	Brad Meester (16)
RG	Uche Nwaneri (16)
RT	Austin Pasztor (12)

#### DEFENSE

LDE	Tyson Alualu (16)
DT	Roy Miller (14)
DT	Sen'Derrick Marks (16)
LEO	Jason Babin (16)
OLB	Geno Hayes (14)
MLB	Paul Posluszny (15)
OLB	Russell Allen (12)
LCB	Dwayne Gratz (8)
	Will Blackmon (8)
RCB	Alan Ball (15)
FS	Josh Evans (11)
SS	Johnathan Cyprien (15)

PASSING	ATT	CMP	PCT	YDS	YDS/ATT	TD	INT	LG	SK/YDS	RTG
C.Henne	503	305	60.6	3,241	6.4	13	14	62t	38/243	76.5
B.Gabbert	86	42	48.8	481	5.6	1	7	67t	12/67	36.0
A.Sanders	1	1	100.0	21	21.0	1	0	21t	0/0	158.3
M.Jones-Drew	1	1	100.0	8	8.0	1	0	8t	0/0	139.6
D.Robinson	1	0	0.0	0	0.0	0	0	0	0/0	39.6
<b>Jaguars</b>	<b>592</b>	<b>349</b>	<b>59.0</b>	<b>3,751</b>	<b>6.3</b>	<b>16</b>	<b>21</b>	<b>67t</b>	<b>50/310</b>	<b>71.9</b>
<b>Opponents</b>	<b>551</b>	<b>354</b>	<b>64.2</b>	<b>4,187</b>	<b>7.6</b>	<b>29</b>	<b>11</b>	<b>95t</b>	<b>31/225</b>	<b>96.5</b>



# 2014 STATISTICS

**HEAD COACH: GUS BRADLEY**

**RECORD: 3-13 (.231)**

**STANDINGS: 3RD, AFC SOUTH**

DATE	OPPONENT	RESULT	ATT.
Sept. 7	at Philadelphia	L, 17-34	69,596
Sept. 14	at Washington	L, 10-41	80,037
Sept. 21	Indianapolis	L, 17-44	60,601
Sept. 28	at San Diego	L, 14-33	56,553
Oct. 5	Pittsburgh	L, 9-17	66,198
Oct. 12	at Tennessee	L, 14-16	69,143
<b>Oct. 19</b>	<b>Cleveland</b>	<b>W, 24-6</b>	<b>61,341</b>
Oct. 26	Miami	L, 13-27	65,633
Nov. 2	at Cincinnati	L, 23-33	60,057
Nov. 9	Dallas*	L, 17-31	83,603
Nov. 23	at Indianapolis	L, 3-23	64,328
<b>Nov. 30</b>	<b>N.Y. Giants</b>	<b>W, 25-24</b>	<b>64,687</b>
Dec. 7	Houston	L, 13-27	61,070
Dec. 14	at Baltimore	L, 12-20	70,801
<b>Dec. 18</b>	<b>Tennessee</b>	<b>W, 21-13</b>	<b>61,202</b>
Dec. 28	at Houston	L, 17-23	71,777

\* Wembley Stadium in London, U.K.

TOTAL FIRST DOWNS	JAGUARS	OPP.
Rushing	86	107
Passing	154	200
Penalty	31	23
3rd Down: Made/Att	69/216	101/236
3rd Down Pct.	31.9	42.8
4th Down: Made/Att	7/19	4/10
4th Down Pct.	36.8	40.0

POSSESSION AVG.	JAGUARS	OPP.
TOTAL NET YARDS	4634	5932
Avg. Per Game	289.6	370.8
Total Plays	988	1085
Avg. Per Play	4.7	5.5

NET YARDS RUSHING	JAGUARS	OPP.
Avg. Per Game	102.1	127.1
Total Rushes	360	499
NET YARDS PASSING	3001	3899
Avg. Per Game	187.6	243.7
Sacked/Yards Lost	71/450	45/275
Gross Yards	3451	4174
Att./Completions	557/325	541/355
Completion Pct.	58.3	65.6
Had Intercepted	18	6

PUNTS/AVERAGE	JAGUARS	OPP.
NET PUNTING AVG.	96/39.6	75/41.5
PENALTIES/YARDS	73/573	115/886
FUMBLES/BALL LOST	15/8	22/14

TOUCHDOWNS	JAGUARS	OPP.
Rushing	9	15
Passing	15	24
Returns	3	6

BY PERIODS	1	2	3	4	OT	PTS
Jaguars	60	59	46	84	0	249
Opponents	63	148	86	115	0	412

SCORING	TD	RU	PA	RT	PAT	FG	S	TP
Scobee	0	0	0	0	23/23	20/26	0	83
Hurns	6	0	6	0			0	36
D. Robinson	4	4	0	0			0	24
A. Robinson	2	0	2	0			0	14
Gerhart	2	2	0	0			0	12
Johnson	2	2	0	0			0	12
Lewis	2	0	2	0			0	12
Todman	2	1	1	0			0	12
Colvin	1	0	0	1			0	6
Gratz	1	0	0	1			0	6
Harbor	1	0	1	0			0	6
Jacobs	1	0	1	0			0	6
Lee	1	0	1	0			0	6
Shorts	1	0	1	0			0	6
Thomas	1	0	0	1			0	6
<b>Jaguars</b>	<b>27</b>	<b>9</b>	<b>15</b>	<b>3</b>	<b>23/23</b>	<b>20/26</b>	<b>1</b>	<b>249</b>
<b>Opponents</b>	<b>45</b>	<b>15</b>	<b>24</b>	<b>6</b>	<b>45/45</b>	<b>31/35</b>	<b>2</b>	<b>412</b>

RUSHING	NO	YDS	AVG	LG	TD
D. Robinson	135	582	4.3	41	4
Bortles	56	419	7.5	34	0
Gerhart	101	326	3.2	23	2
Todman	32	186	5.8	62t	1
Johnson	29	86	3.0	20	2
Henne	4	25	6.3	12	0
Lee	3	9	3.0	5	0
<b>Jaguars</b>	<b>360</b>	<b>1633</b>	<b>4.5</b>	<b>62t</b>	<b>9</b>
<b>Opponents</b>	<b>499</b>	<b>2033</b>	<b>4.1</b>	<b>60t</b>	<b>15</b>

RECEIVING	NO	YDS	AVG	LG	TD
Shorts	53	557	10.5	53	1
Hurns	51	677	13.3	63t	6
A. Robinson	48	548	11.4	54	2
Lee	37	422	11.4	37	1
Harbor	26	289	11.1	59	1
Todman	25	198	7.9	26	1
D. Robinson	23	124	5.4	19	0
Gerhart	20	186	9.3	26	0
Lewis	18	206	11.4	63t	2
Brown	7	88	12.6	17	0
Ta'ufou'ou	7	81	11.6	26	0
Sanders	6	55	9.2	24	0
Jacobs	2	16	8.0	14	1
Jensen	1	8	8.0	8	0
Johnson	1	-4	-4.0	-4	0
<b>Jaguars</b>	<b>325</b>	<b>3451</b>	<b>10.6</b>	<b>63t</b>	<b>15</b>
<b>Opponents</b>	<b>355</b>	<b>4174</b>	<b>11.8</b>	<b>73t</b>	<b>24</b>

INTERCEPTIONS	NO	YDS	AVG	LG	TD
Thomas	2	10	5.0	10	0
Gratz	1	55	55.0	55t	1
T. Smith	1	15	15.0	15	0
Ball	1	0	0.0	0	0
Martin	1	0	0.0	0	0
<b>Jaguars</b>	<b>6</b>	<b>80</b>	<b>13.3</b>	<b>55t</b>	<b>1</b>
<b>Opponents</b>	<b>18</b>	<b>346</b>	<b>19.2</b>	<b>81t</b>	<b>4</b>

PUNTING	NO	YDS	AVG	NET	TB	IN	LG	B
Anger	94	4464	47.5	39.6	10	25	69	2
<b>Jaguars</b>	<b>94</b>	<b>4464</b>	<b>46.5</b>	<b>39.6</b>	<b>10</b>	<b>25</b>	<b>69</b>	<b>2</b>
<b>Opponents</b>	<b>75</b>	<b>3559</b>	<b>47.5</b>	<b>41.5</b>	<b>9</b>	<b>37</b>	<b>69</b>	<b>0</b>

PUNT RET.	NO	FC	YDS	AVG	LG	TD
Sanders	32	10	227	7.1	23	0
Brown	5	5	37	7.4	13	0
<b>Jaguars</b>	<b>37</b>	<b>15</b>	<b>264</b>	<b>7.1</b>	<b>23</b>	<b>0</b>
<b>Opponents</b>	<b>52</b>	<b>20</b>	<b>464</b>	<b>8.9</b>	<b>37</b>	<b>0</b>

KICKOFF RET.	NO	YDS	AVG	LG	TD
Todman	38	972	25.6	40	0
Davis	2	22	11.0	15	0
Alualu	1	12	12.0	12	0
Brown	1	11	11.0	11	0
Sanders	1	16	16.0	16	0
<b>Jaguars</b>	<b>43</b>	<b>1033</b>	<b>24.0</b>	<b>40</b>	<b>0</b>
<b>Opponents</b>	<b>22</b>	<b>516</b>	<b>23.5</b>	<b>50</b>	<b>0</b>

2-POINT CONVERSIONS:	ATT	CMP	PCT	YDS	YDS/ATT	TD	INT	LG	SK/YDS	RTG
Allen Robinson	1	0	0.0	0	0.00	0	0	---	0/0	39.6
<b>Jaguars</b>	<b>557</b>	<b>325</b>	<b>58.3</b>	<b>3,451</b>	<b>6.20</b>	<b>15</b>	<b>18</b>	<b>63t</b>	<b>71/450</b>	<b>72.0</b>
<b>Opponents</b>	<b>541</b>	<b>355</b>	<b>65.6</b>	<b>4,174</b>	<b>7.72</b>	<b>24</b>	<b>6</b>	<b>73t</b>	<b>45/275</b>	<b>99.1</b>

**2-POINT CONVERSIONS:** Allen Robinson  
**Jaguars: 1-4, Opponents: 0-0**

FGs	1-19	20-29	30-39	40-49	50+
Scobee	0/0	3/3	7/8	7/9	3/6
<b>Jaguars</b>	<b>0/0</b>	<b>3/3</b>	<b>7/8</b>	<b>7/9</b>	<b>3/6</b>
<b>Opponents</b>	<b>0/0</b>	<b>11/11</b>	<b>8/8</b>	<b>9/11</b>	<b>3/5</b>

**Scobee:** (49G, 50N, 36B), (36G), (41G), (43G, 35G, 36G), (55B), (30G), (48B, 30G, 40G), (25G), (1), (28G), (28G, 43G), (33G, 37G), (53G, 45G, 53G, 42N, 45G), (1), (53G, 51N)

**Opponents:** (51G, 28G), (36G, 42G), (48G, 43G, 25G), (33G, 34G, 23G, 37G), (24G), (25G, 21G, 42G), (40G, 22G), (43G, 29G), (31G), (54G, 48N), (46G, 20G, 32G), (43N, 33G), (44G, 44G), (22G, 54N, 54N, 33G), (50G, 23G), (1)

**SACKS:** S. Marks 8.5, C. Clemons 8, R. Davis 6.5, A. Branch 3, A. Jones 3, C. Smith 3, T. Alualu 2, G. Hayes 2, P. Posluszny 2, T. Smith 2, W. Blackmon 1, R. Bryant 1, W. Guy 1, Z. Hood 1, R. Miller 1  
**Jaguars 45.0, Opponents 71.0**

**TACKLES (Solo-Assists-Total):** J. Cyprien (77, 34, 111), T. Smith (68, 31, 99), J. Evans (62, 28, 90), J. Thomas (47, 34, 81), P. Posluszny (47, 22, 69), D. Gratz (39, 16, 55), G. Hayes (34, 17, 51), D. McCray (40, 7, 47), S. Marks (34, 10, 44), A. Jones (23, 16, 39), C. Clemons (27, 9, 36), R. Miller (21, 10, 31), T. Alualu (13, 17, 30), W. Blackmon (21, 7, 28), A. Colvin (21, 4, 25), Z. Hood (17, 7, 24), R. Bryant (15, 8, 23), A. Ball (18, 4, 22), A. Branch (12, 6, 18), R. Davis (12, 3, 15), S. Martin (11, 3, 14), W. Guy (10, 4, 14), L. Reynolds (9, 4, 13), D. Watson (3, 5, 8), C. Smith (3, 2, 5), J. George (2, 1, 3), C. Proinski (2, 0, 2)

**USUAL STARTING LINEUP**

OFFENSE	
QB	Blake Bortles (13) Chad Henne (3)
RB	Denard Robinson (8) Toby Gerhart (6)
FB	Will Ta'ufou'ou (4)
WR	Cecil Shorts III (12) Allen Robinson (7) Marqise Lee (6)
TE	Mercedes Lewis (8) Clay Harbor (6)
LT	Luke Joeckel (16)
LG	Zane Beadles (16)
C	Luke Bowanko (14)
RG	Brandon Linder (15)
RT	Austin Pasztor (8) Sam Young (6)
DEFENSE	
LDE	Red Bryant (16)
DT	Roy Miller (14)
DT	Sen'Derrick Marks (16)
LEO	Chris Clemons (16)
OLB	Geno Hayes (11)
MLB	J.T. Thomas (9) Paul Posluszny (7)
OLB	Telvin Smith (4)
LCB	Will Blackmon, CB (4)
RCB	Demetrius McCray (12) Dwayne Gratz (9)
FS	Alan Ball (7)
SS	Josh Evans (12) Johnathan Cyprien (15)





# 2015 STATISTICS

HEAD COACH: GUS BRADLEY

RECORD: 5-11 (.313)

STANDINGS: 3rd, AFC SOUTH

DATE	OPPONENT	RESULT	ATT.
Sept. 13	Carolina	L, 9-20	60,733
<b>Sept. 20</b>	<b>Miami</b>	<b>W, 23-20</b>	<b>65,443</b>
Sept. 27	at New England	L, 17-51	66,829
Oct. 4	at Indianapolis	L, 13-16 (OT)	65,609
Oct. 11	at Tampa Bay	L, 31-38	58,490
Oct. 18	Houston	L, 20-31	58,085
<b>Oct. 25</b>	<b>Buffalo*</b>	<b>W, 34-31</b>	<b>84,021</b>
Nov. 8	at N.Y. Jets	L, 23-28	78,160
<b>Nov. 15</b>	<b>Baltimore</b>	<b>W, 22-20</b>	<b>70,837</b>
<b>Nov. 19</b>	<b>Tennessee</b>	<b>W, 19-13</b>	<b>60,121</b>
Nov. 29	San Diego	L, 25-31	59,477
Dec. 6	at Tennessee	L, 39-42	57,355
<b>Dec. 13</b>	<b>Indianapolis</b>	<b>W, 51-16</b>	<b>62,372</b>
Dec. 20	Atlanta	L, 17-23	64,016
Dec. 27	at New Orleans	L, 27-38	73,064
Jan. 3	at Houston	L, 6-30	71,899

\* Wembley Stadium in London, U.K.

	JAGUARS	OPP.
<b>TOTAL FIRST DOWNS</b>	<b>313</b>	<b>362</b>
Rushing	69	102
Passing	215	222
Penalty	29	38
3rd Down: Made/Att	72/205	105/227
3rd Down Pct.	35.1%	46.3%
4th Down: Made/Att	8/15	6/12
4th Down Pct.	53.3%	50.0%
<b>POSSESSION AVG.</b>	<b>27:34</b>	<b>32:26</b>
<b>TOTAL NET YARDS</b>	<b>5581</b>	<b>6000</b>
Avg. Per Game	348.8	375.0
Total Plays	1012	1102
Avg. Per Play	5.5	5.4
<b>NET YARDS RUSHING</b>	<b>1473</b>	<b>1709</b>
Avg. Per Game	92.1	106.8
Total Rushes	354	464
<b>NET YARDS PASSING</b>	<b>4108</b>	<b>4291</b>
Avg. Per Game	256.8	268.2
Sacked/Yards Lost	51/320	36/237
Gross Yards	4428	4528
Attempts/Completions	607/355	602/390
Completion Pct.	58.5%	64.8%
Had Intercepted	18	9
<b>PUNTS/AVERAGE</b>	<b>80/46.3</b>	<b>72/43.9</b>
<b>NET PUNTING AVG.</b>	<b>39.5</b>	<b>36.9</b>
<b>PENALTIES/YARDS</b>	<b>105/880</b>	<b>114/989</b>
<b>FUMBLES/BALL LOST</b>	<b>25/10</b>	<b>16/9</b>
<b>TOUCHDOWNS</b>	<b>44</b>	<b>51</b>
Rushing	5	15
Passing	35	29
Returns	4	7

BY PERIODS	1	2	3	4	OT	PTS
Jaguars	35	126	94	121	0	376
Opponents	83	163	69	130	3	448

SCORING	TD	RU	PA	RT	PAT	FG	S	TP
Myers	0	0	0	0	32/39	26/30	0	110
A. Robinson	14	0	14	0	0	0	0	84
Hurns	10	0	10	0	0	0	0	60
Thomas	5	0	5	0	0	0	0	30
Greene	3	0	2	1	0	0	0	18
Yeldon	3	2	1	0	0	0	0	18
Bortles	2	2	0	0	0	0	0	12
Harbor	1	0	1	0	0	0	0	8
T. Smith	1	0	0	1	0	0	0	6
Branch	1	0	0	1	0	0	0	6
D. Robinson	1	1	0	0	0	0	0	6
Clemons	1	0	0	1	0	0	0	6
Walters	1	0	1	0	0	0	0	6
Lee	1	0	1	0	0	0	0	6
<b>Jaguars</b>	<b>44</b>	<b>5</b>	<b>35</b>	<b>4</b>	<b>32/39</b>	<b>26/30</b>	<b>0</b>	<b>376</b>
<b>Opponents</b>	<b>51</b>	<b>15</b>	<b>29</b>	<b>7</b>	<b>48/48</b>	<b>30/38</b>	<b>2</b>	<b>448</b>

RUSHING	NO	YDS	AVG	LG	TD
Yeldon	182	740	4.1	45	2
Bortles	52	310	6.0	28	2
D. Robinson	67	266	4.0	31	1
Gray	14	54	3.9	23	0
Gerhart	20	44	2.2	6	0
Lee	5	38	7.6	12	0
Pierce	6	11	1.8	4	0
Washington	1	8	8.0	8	0
Grant	6	2	0.3	11	0
Alualu	1	0	0.0	0	0
<b>Jaguars</b>	<b>354</b>	<b>1473</b>	<b>4.2</b>	<b>45</b>	<b>5</b>
<b>Opponents</b>	<b>464</b>	<b>1709</b>	<b>3.7</b>	<b>85t</b>	<b>15</b>

RECEIVING	NO	YDS	AVG	LG	TD
A. Robinson	80	1400	17.5	90t	14
Hurns	64	1031	16.1	80t	10
Thomas	46	455	9.9	34	5
Yeldon	36	279	7.8	67	1
Walters	32	368	11.5	31	1
D. Robinson	21	164	7.8	16	0
Greene	19	93	4.9	18	2
Lewis	16	226	14.1	45	0
Lee	15	191	12.7	30	1
Harbor	14	149	10.6	26	1
Gerhart	3	23	7.7	8	0
Pierce	3	7	2.3	6	0
Alualu	2	19	9.5	16	0
Grant	2	13	6.5	8	0
Jacobs	1	6	6.0	6	0
Gray	1	4	4.0	4	0
<b>Jaguars</b>	<b>355</b>	<b>4428</b>	<b>12.5</b>	<b>90t</b>	<b>35</b>
<b>Opponents</b>	<b>390</b>	<b>4528</b>	<b>11.6</b>	<b>71t</b>	<b>29</b>

INTERCEPTIONS	NO	YDS	AVG	LG	TD
House	4	21	5.3	15	0
Posluszny	3	25	8.3	19	0
Cyprien	1	48	48.0	48	0
T. Smith	1	26	26.0	26t	1
<b>Jaguars</b>	<b>9</b>	<b>120</b>	<b>13.3</b>	<b>48</b>	<b>1</b>
<b>Opponents</b>	<b>18</b>	<b>283</b>	<b>15.7</b>	<b>84</b>	<b>4</b>

PUNTING	NO	YDS	AVG	NET	TB	IN	LG	B
Anger	80	3700	46.3	39.5	4	26	63	0
<b>Jaguars</b>	<b>80</b>	<b>3700</b>	<b>46.3</b>	<b>39.5</b>	<b>4</b>	<b>26</b>	<b>63</b>	<b>0</b>
<b>Opponents</b>	<b>72</b>	<b>3158</b>	<b>43.9</b>	<b>36.9</b>	<b>7</b>	<b>23</b>	<b>63</b>	<b>1</b>

PUNT RET.	NO	FC	YDS	AVG	LG	TD
Greene	18	8	301	16.7	73t	1
Walters	8	7	30	3.8	14	0
Marshall	5	1	30	6.0	20	0
<b>Jaguars</b>	<b>31</b>	<b>16</b>	<b>361</b>	<b>11.6</b>	<b>73t</b>	<b>1</b>
<b>Opponents</b>	<b>45</b>	<b>22</b>	<b>462</b>	<b>10.3</b>	<b>58</b>	<b>0</b>

KICKOFF RET.	NO	YDS	AVG	LG	TD
Marshall	13	346	26.6	36	0
Grant	8	220	27.5	42	0
Walters	4	80	20.0	28	0
D. Robinson	2	54	27.0	31	0
Banyard	2	21	10.5	13	0
Jones	2	0	0.0	0	0
<b>Jaguars</b>	<b>31</b>	<b>721</b>	<b>23.3</b>	<b>42</b>	<b>0</b>
<b>Opponents</b>	<b>23</b>	<b>553</b>	<b>24.0</b>	<b>54</b>	<b>0</b>

2-POINT CONVERSIONS: Harbor  
Jaguars: 1-5, Opponents: 2-3

FGs	1-19	20-29	30-39	40-49	50+
J.Myers	0/0	9/10	8/8	6/8	3/4
<b>Team</b>	<b>0/0</b>	<b>9/10</b>	<b>8/8</b>	<b>6/8</b>	<b>3/4</b>
<b>Opponents</b>	<b>0/0</b>	<b>7/8</b>	<b>8/8</b>	<b>12/14</b>	<b>3/8</b>

Myers: (22), 44WR, (27, 58, 28), (40), (20, 32), 53WR, 48WL, (31), (45, 39, 35), (21, 45), 26B, (53), (31, 32, 20, 36), (22, 51, 27, 28), (46), (42), (43, 34)

Opponents: (43), 53WL, (47), 43B, (48, 41), 42WL, (46, 20, 46), (54, 32, 27), (35, 45, 47), (41), (31, 38, 26), 58WR, (47, 49), 53WL, (28), (25, 21, 32), (34, 33, 46), (37), 52WL, 28B, (29, 51), 50WL, (51)

SACKS: J. Odrick 5.5, A. Branch 4.0, A. Colvin 4.0, R. Miller 4.0, R. Davis 3.5, C. Clemons 3.0, T. Smith 2.5, T. Alualu 2.0, A. Jones 2.0, S. Brown 1.5, D. Skuta 1.5, P. Posluszny 1.0, M. Bennett 0.5, C. Smith 0.5, P. Thompson 0.5

Jaguars 36.0, Opponents 50.0

TACKLES (Solo-Assists-Total): Posluszny (103-30-133), T. Smith (99-29-128), Cyprien (77-30-107), Colvin (60-13-73), House (49-11-60), Evans (36-16-52), Miller (22-18-40), Skuta (31-6-37), Brown (29-7-36), Odrick (23-6-29), Gratz (21-6-27), Alualu (18-8-26), Branch (18-6-24), McCray (17-4-21), Pullard (13-6-19), Armbrister (11-7-18), Jones (8-9-17), Clemons (13-1-14), Sample (8-5-13), C. Smith (8-2-10), Bennett (7-3-10), Marshall (6-4-10), Thompson (6-2-8), Davis (5-2-7), Tripp (5-2-7), Marks (4-2-6)

## USUAL STARTING LINEUP

### OFFENSE

QB	Blake Bortles (16)
RB	T.J. Yeldon (12)
	Denard Robinson (3)
WR	Allen Robinson (16)
WR	Allen Hurns (15)
TE	Julius Thomas (10)
TE	Mercedes Lewis (16)
LT	Luke Joeckel (14)
LG	Zane Beadles (16)
C	Stefen Wisniewski (16)
RG	A.J. Cann (13)
	Brandon Linder (3)
RT	Jerome Parnell (15)

### DEFENSE

LDE	Jared Odrick (16)
DT	Tyson Alualu (13)
DT	Roy Miller III (16)
LEO	Andre Branch (9)
	Chris Clemons (7)
WLB	Telvin Smith (14)
MLB	Paul Posluszny (14)
OTTO	Dan Skuta (8)
LCB	Davon House (15)
RCB	Aaron Colvin (15)
DB	Demetrius McCray (3)
FS	Josh Evans (11)
	Sergio Brown (4)
SS	Jonathan Cyprien (14)

PASSING	ATT	CMP	PCT	YDS	YDS/ATT	TD	INT	LG	SK/YDS	RTG
B.Bortles	606	355	58.6	4,428	7.3	35	18	90t	51/320	88.2
B.Walters	1	0	0.0	0	0.0	0	0	0	0/0	39.6
<b>Team</b>	<b>607</b>	<b>355</b>	<b>58.5</b>	<b>4,428</b>	<b>7.3</b>	<b>35</b>	<b>18</b>	<b>90t</b>	<b>51/320</b>	<b>88.1</b>
<b>Opponents</b>	<b>602</b>	<b>390</b>	<b>64.8</b>	<b>4,528</b>	<b>7.5</b>	<b>29</b>	<b>9</b>	<b>71t</b>	<b>36/237</b>	<b>97.2</b>



# 2016 STATISTICS

**HEAD COACH: GUS BRADLEY (14 GAMES),  
DOUG MARRONE (2 GAMES)**

**RECORD: 3-13 (.188)**

**STANDINGS: 4TH, AFC SOUTH**

DATE	OPPONENT	RESULT	ATT.
Sept. 11	Green Bay	L, 23-27	63,179
Sept. 18	at San Diego	L, 14-28	52,165
Sept. 25	Baltimore	L, 17-19	60,127
<b>Oct. 2</b>	<b>Indianapolis*</b>	<b>W, 30-27</b>	<b>83,764</b>
<b>Oct. 16</b>	<b>at Chicago</b>	<b>W, 17-16</b>	<b>61,054</b>
Oct. 23	Oakland	L, 16-33	62,614
Oct. 27	at Tennessee	L, 22-36	61,619
Nov. 6	at Kansas City	L, 14-19	73,294
Nov. 13	Houston	L, 21-24	62,091
Nov. 20	at Detroit	L, 19-26	61,486
Nov. 27	at Buffalo	L, 21-28	67,486
Dec. 4	Denver	L, 10-20	63,075
Dec. 11	Minnesota	L, 16-25	62,701
Dec. 18	at Houston	L, 20-21	71,803
<b>Dec. 24</b>	<b>Tennessee</b>	<b>W, 38-17</b>	<b>59,621</b>
Jan. 1	at Indianapolis	L, 20-24	65,160

\* Wembley Stadium in London, U.K.

	JAGUARS	OPP.
<b>TOTAL FIRST DOWNS</b>	<b>321</b>	<b>305</b>
Rushing	75	93
Passing	207	174
Penalty	39	38
3rd Down: Made/Att	78/221	83/224
3rd Down Pct.	35.3%	37.1%
4th Down: Made/Att	7/16	6/13
4th Down Pct.	43.8%	46.2%
<b>POSSESSION AVG.</b>	<b>29:09</b>	<b>30:51</b>
<b>TOTAL NET YARDS</b>	<b>5,359</b>	<b>5,147</b>
Avg. Per Game	334.9	321.7
Total Plays	1,052	1,030
Avg. Per Play	5.1	5.0
<b>NET YARDS RUSHING</b>	<b>1,631</b>	<b>1,703</b>
Avg. Per Game	101.9	106.4
Total Rushes	392	446
<b>NET YARDS PASSING</b>	<b>3,728</b>	<b>3,444</b>
Avg. Per Game	233.0	215.3
Sacked/Yards Lost	34/197	33/183
Gross Yards	3,925	3,627
Attempts/Completions	626/369	551/345
Completion Pct.	58.9%	62.6%
Had Intercepted	16	7
<b>PUNTS/AVERAGE</b>	<b>77/46.6</b>	<b>82/46.0</b>
<b>NET PUNTING AVG.</b>	<b>77/39.5</b>	<b>82/42.6</b>
<b>PENALTIES/YARDS</b>	<b>129/1178</b>	<b>101/948</b>
<b>FUMBLES/BALL LOST</b>	<b>23/13</b>	<b>18/6</b>
<b>TOUCHDOWNS</b>	<b>34</b>	<b>41</b>
Rushing	8	17
Passing	24	20
Returns	2	4

BY PERIODS	1	2	3	4	OT	PTS
Jaguars	51	90	64	113	-	318
Opponents	57	134	99	110	-	400

SCORING	TD	RU	PA	RT	PAT	FG	S	TP
Myers	0	0	0	0	29/32	27/34	0	110
A. Robinson	6	0	6	0			0	38
Bortles	4	3	1	0			0	26
Lee	4	0	3	1			0	24
Thomas	4	0	4	0			0	24
Hurns	3	0	3	0			0	18
Ivory	3	3	0	0			0	18
Grant	2	1	1	0			0	12
Walters	2	0	2	0			0	12
Yeldon	2	1	1	0			0	12
Benn	1	0	1	0			0	6
Koyack	1	0	1	0			0	6
Lewis	1	0	1	0			0	6
Ramsey	1	0	0	1			0	6
<b>Jaguars</b>	<b>34</b>	<b>8</b>	<b>24</b>	<b>2</b>	<b>29/32</b>	<b>27/34</b>	<b>0</b>	<b>318</b>
<b>Opponents</b>	<b>41</b>	<b>17</b>	<b>20</b>	<b>4</b>	<b>36/40</b>	<b>38/41</b>	<b>1</b>	<b>400</b>

RUSHING	NO	YDS	AVG	LG	TD
Yeldon	130	465	3.6	16	1
Ivory	117	439	3.8	42	3
Bortles	58	359	6.2	27	3
Grant	32	164	5.1	57t	1
D. Robinson	41	144	3.5	9	0
Lee	6	35	5.8	11	0
Hill	2	11	5.5	7	0
Banyard	2	7	3.5	7	0
Richardson	2	7	3.5	6	0
Wynn	2	5	2.5	7	0
Walters	1	4	4.0	4	0
Henne	1	-2	-2.0	-2	0
<b>Jaguars</b>	<b>392</b>	<b>1,631</b>	<b>4.2</b>	<b>57t</b>	<b>8</b>
<b>Opponents</b>	<b>446</b>	<b>1,703</b>	<b>3.8</b>	<b>75t</b>	<b>17</b>

RECEIVING	NO	YDS	AVG	LG	TD
A. Robinson	73	883	12.1	42	6
Lee	63	851	13.5	51	3
Yeldon	50	312	6.2	17	1
Hurns	35	477	13.6	42t	3
Thomas	30	281	9.4	24	4
Walters	24	231	9.6	23	2
Ivory	20	186	9.3	37	0
Lewis	20	169	8.5	37	1
Koyack	19	161	8.5	17	1
Sterling	12	110	9.2	17	0
Benn	5	116	23.2	51t	1
Greene	5	32	6.4	9	0
Grant	4	35	8.8	15t	1
D. Robinson	3	22	7.3	11	0
Ellis	3	11	3.7	6	0
Bortles	1	20	20.0	20t	1
Wynn	1	19	19.0	19	0
Washington	1	9	9.9	9	0
<b>Jaguars</b>	<b>369</b>	<b>3,925</b>	<b>10.6</b>	<b>51t</b>	<b>24</b>
<b>Opponents</b>	<b>345</b>	<b>3,627</b>	<b>10.5</b>	<b>64t</b>	<b>20</b>

INTERCEPTIONS	NO	YDS	AVG	LG	TD
Ramsey	2	65	32.5	35	1
T. Smith	2	0	0.0	0	0
Gipson	1	30	30.0	30	0
Ngakoue	1	9	0.0	9	0
Posluszny	1	0	0.0	0	0
<b>Jaguars</b>	<b>7</b>	<b>104</b>	<b>14.9</b>	<b>35</b>	<b>1</b>
<b>Opponents</b>	<b>16</b>	<b>308</b>	<b>19.3</b>	<b>51t</b>	<b>3</b>

PUNTING	NO	YDS	AVG	NET	TB	IN	LG	B
Nortman	77	3,589	46.6	39.5	8	27	78	0
<b>Jaguars</b>	<b>77</b>	<b>3,589</b>	<b>46.6</b>	<b>39.5</b>	<b>8</b>	<b>27</b>	<b>78</b>	<b>0</b>
<b>Opponents</b>	<b>82</b>	<b>3,774</b>	<b>46.0</b>	<b>42.6</b>	<b>3</b>	<b>33</b>	<b>61</b>	<b>1</b>

PUNT RET.	NO	FC	YDS	AVG	LG	TD
Greene	21	5	131	6.2	42	0
Walters	17	16	86	5.1	14	0
Lee	2	3	3	1.5	3	0
<b>Jaguars</b>	<b>40</b>	<b>24</b>	<b>220</b>	<b>5.5</b>	<b>42</b>	<b>0</b>
<b>Opponents</b>	<b>31</b>	<b>19</b>	<b>389</b>	<b>12.5</b>	<b>57</b>	<b>1</b>

KICKOFF RET.	NO	YDS	AVG	LG	TD
Lee	18	545	30.3	100t	1
Grant	13	268	20.6	32	0
Benn	2	16	8.0	16	0
Walters	2	39	19.5	23	0
D. Robinson	1	13	13.0	13	0
C. Smith	1	0	0.0	0	0
<b>Jaguars</b>	<b>37</b>	<b>881</b>	<b>23.8</b>	<b>100t</b>	<b>1</b>
<b>Opponents</b>	<b>13</b>	<b>273</b>	<b>21.0</b>	<b>53</b>	<b>0</b>

2-POINT CONVERSIONS: Jaguars 2-2, Opponents 1-1

FGs	1-19	20-29	30-39	40-49	50+
Myers	0/0	7/7	3/4	10/11	7/12
<b>Jaguars</b>	<b>0/0</b>	<b>7/7</b>	<b>3/4</b>	<b>10/11</b>	<b>7/12</b>
<b>Opponents</b>	<b>0/0</b>	<b>10/10</b>	<b>10/10</b>	<b>13/15</b>	<b>5/6</b>

**Myers:** (26G,39G,50G) (54N) (49G,52B) (22G,46G,49G) (30G) (23G,37G,44G) () (54N) (54G, 44G) (27G, 52G) () (47G) (45G,55G,24G,41N,61B) (26G,50G) (29G,48G,56G,50G) (47G,30N,54N,41G)

**Opponents:** (25G, 20G) (25G) (43G,42G,37G,53G) (53G,49G) (36G,24G,36G) (49N,50N,51N) (27G,43G) () (32G,41G) (43G,32G,40G,46G) (39G,45G,43G, 27G) (42G) (48N,45G)

**SACKS:** Ngakoue 8.0, Jackson 6.5, Fowler Jr. 4.0, Marks 3.5, Alualu 2.5, Posluszny 1.5, Colvin 1.0, Cyprien 1.0, Day 1.0, Odrick 1.0, C. Smith 1.0, T. Smith 1.0, Jack 0.5, Johnson 0.5

**Jaguars 33.0, Opponents 34.0**

**TACKLES (Solo-Assists-Total):** Posluszny (97-36-133), Cyprien (96-30-126), T. Smith (98-20-118), Ramsey (55-10-65), Amukamara (46-3-49), Gipson (34-7-41), Alualu (28-8-36), Jackson (28-5-33), Jones (26-6-32), Fowler (23-9-32), Ngakoue (20-3-23), Marks (18-4-22), Colvin (18-4-22), Jack (16-6-22), Skuta (15-3-18), House (13-3-16), Odrick (9-3-12), Miller (10-0-10), Johnson (5-4-9), Day (6-2-8), Gratz (5-0-5), Thompson (3-2-5), Pullard (3-2-5), C. Smith (4-0-4), Ash (1-3-4), Wilson (2-0-2)

### USUAL STARTING LINEUP

#### OFFENSE

QB	Blake Bortles (16)
RB	Yeldon (13)
WR	Allen Robinson (16)
WR	Allen Hurns (11)
	Marqise Lee (6)
TE	Mercedes Lewis (10)
	Ben Koyack (7)
	Julius Thomas (6)
LT	Kelvin Beachum (15)
LG	Patrick Omameh (7)
C	Brandon Linder (14)
RG	A.J. Cann (16)
RT	Jermey Parnell (16)

#### DEFENSE

DT	Abry Jones (9)
	Roy Miller III (6)
DT	Malik Jackson (16)
DE	Tyson Alualu (10)
	Jared Odrick (6)
LEO	Yannick Ngakoue (15)
WLB	Telvin Smith (16)
MLB	Paul Posluszny (16)
OTTO	Myles Jack (10)
LCB	Prince Amukamara (12)
RCB	Jalen Ramsey (16)
FS	Tashaun Gipson (16)
SS	Jonathan Cyprien (16)

PASSING	ATT	CMP	PCT	YDS	YDS/ATT	TD	INT	LG	SK/YDS	RTG
Bortles	625	368	58.9	3,905	6.25	23	16	51t	34/197	78.8
Lee	1	1	100.0	20	20.0	1	0	20t	0/0	158.3
<b>Jaguars</b>	<b>626</b>	<b>369</b>	<b>58.9</b>	<b>3,925</b>	<b>6.27</b>	<b>24</b>	<b>16</b>	<b>51t</b>	<b>34/197</b>	<b>79.5</b>
<b>Opponents</b>	<b>551</b>	<b>345</b>	<b>62.6</b>	<b>3,627</b>	<b>6.58</b>	<b>20</b>	<b>7</b>	<b>64t</b>	<b>33/183</b>	<b>88.5</b>



# 2017 STATISTICS

**HEAD COACH: DOUG MARRONE**

**RECORD: 10-6 (.625)**

**STANDINGS: 1st, AFC SOUTH**

DATE	OPPONENT	RESULT	ATT.
Sept. 10	at Houston	W, 29-7	71,710
Sept. 17	Tennessee	L, 16-37	61,709
Sept. 24	Baltimore*	W, 44-7	84,592
Oct. 1	at New York Jets	L, 20-23 (OT)	77,562
Oct. 8	at Pittsburgh	W, 30-9	66,237
Oct. 15	L.A. Rams	L, 17-27	56,232
Oct. 22	at Indianapolis	W, 27-0	63,104
Nov. 5	Cincinnati	W, 23-7	60,720
Nov. 12	L.A. Chargers	W, 20-17 (OT)	60,835
Nov. 19	at Cleveland	W, 19-7	57,003
Nov. 26	at Arizona	L, 24-27	63,891
Dec. 3	Indianapolis	W, 30-10	61,207
Dec. 10	Seattle	W, 30-24	64,431
Dec. 17	Houston	W, 45-7	64,701
Dec. 24	at San Francisco	L, 33-44	70,133
Dec. 31	at Tennessee	L, 10-15	65,501
Jan. 7	Buffalo	W, 10-7	69,442
Jan. 14	at Pittsburgh	W, 45-42	64,524
Jan. 21	at New England	L, 20-24	65,878

\* Wembley Stadium in London, U.K.

	JAGUARS	OPP.
<b>TOTAL FIRST DOWNS</b>	<b>332</b>	<b>257</b>
Rushing	101	91
Passing	193	143
Penalty	38	23
3rd Down: Made/Att	85/227	74/220
3rd Down Pct.	37.4%	33.6%
4th Down: Made/Att	10/13	6/13
4th Down Pct.	76.9%	46.2%
Possession Avg.	31:47	28:13
Total Net Yards	5855	4578
Avg. Per Game	365.9	286.1
Total Plays	1078	993
Avg. Per Play	5.4	4.6
<b>NET YARDS RUSHING</b>	<b>2262</b>	<b>1860</b>
Avg. Per Game	141.4	116.3
Total Rushes	527	429
<b>NET YARDS PASSING</b>	<b>3593</b>	<b>2718</b>
Avg. Per Game	224.6	169.9
Sacked/Yards Lost	24/123	55/356
Gross Yards	3716	3074
Attempts/Completions	527/316	509/289
Completion Pct.	60.0%	56.8%
Had Intercepted	13	21
<b>PUNTS/AVERAGE</b>	<b>88/43.6</b>	<b>100/45.6</b>
<b>NET PUNTING AVG.</b>	<b>38.9</b>	<b>40.7</b>
<b>PENALTIES/YARDS</b>	<b>112/936</b>	<b>112/1,050</b>
<b>FUMBLES/BALL LOST</b>	<b>24/10</b>	<b>25/12</b>
<b>TOUCHDOWNS</b>	<b>47</b>	<b>29</b>
Rushing	18	9
Passing	21	17
Returns	8	3

BY PERIODS	1	2	3	4	OT	PTS
Team	84	113	104	113	3	417
Opponents	43	68	81	73	3	268

SCORING	TD	RU	PA	RT	PAT	FG	S	TP
Lambo	0	0	0	0	22/24	19/20	0	79
Fournette	10	9	1	0			0	60
Myers	0	0	0	0	15/17	11/15	0	48
Lewis	5	0	5	0			1	32
Lee	3	0	3	0			1	20
Bohanon	3	2	1	0			0	18
Mickens	3	0	2	1			0	18
Cole	3	0	3	0			0	18
Hurns	2	0	2	0			0	12
Smith	2	0	0	2			0	12
Bortles	2	2	0	0			0	12
Ivory	2	1	1	0			0	12
Grant	2	2	0	0			0	12
Yeldon	2	2	0	0			0	12
<b>Team</b>	<b>47</b>	<b>18</b>	<b>21</b>	<b>8</b>	<b>37/41</b>	<b>30/35</b>	<b>3</b>	<b>417</b>
<b>Opponents</b>	<b>29</b>	<b>9</b>	<b>17</b>	<b>3</b>	<b>26/28</b>	<b>22/24</b>	<b>1</b>	<b>268</b>

RUSHING	NO	YDS	AVG	LG	TD
Fournette	268	1040	3.9	90t	9
Ivory	112	382	3.4	34	1
Bortles	57	322	5.6	28	2
Yeldon	49	253	5.2	58t	2
Grant	30	248	8.3	58	2
Lee	1	17	17.0	17	0
Bohanon	5	5	1.0	3	2
Henne	5	-5	-1.0	-1	0
<b>Jaguars</b>	<b>527</b>	<b>2262</b>	<b>4.3</b>	<b>90t</b>	<b>18</b>
<b>Opponents</b>	<b>429</b>	<b>1860</b>	<b>4.3</b>	<b>75t</b>	<b>9</b>

RECEIVING	NO	YDS	AVG	LG	TD
Lee	56	702	12.5	45	3
Cole	42	748	17.8	75t	3
Hurns	39	484	12.4	50	2
Fournette	36	302	8.4	28	1
Yeldon	30	224	7.5	20	0
Westbrook	27	339	12.6	29	1
Lewis	24	318	13.3	37	5
Ivory	21	175	8.3	29	1
O'Shaughnessy	14	149	10.6	29	1
Mickens	6	77	12.8	41	2
Bohanon	6	43	7.2	14	1
Koyack	5	38	7.6	21	0
Grant	3	41	13.7	28	0
Strong	3	38	12.7	19	1
Robinson	1	17	17.0	17	0
Benn	1	12	12.0	12	0
Pinkard	1	5	5.0	5	0
McCaffrey	1	4	4.0	4	0
<b>Jaguars</b>	<b>316</b>	<b>3716</b>	<b>11.8</b>	<b>75t</b>	<b>21</b>
<b>Opponents</b>	<b>289</b>	<b>3074</b>	<b>10.6</b>	<b>74t</b>	<b>17</b>

INTERCEPTIONS	NO	YDS	AVG	LG	TD
Bouye	6	70	11.7	51	0
Gipson	4	83	20.8	67	0
Church	4	51	12.8	51t	1
Ramsey	4	34	8.5	18	0
Smith	3	56	18.7	28t	1
<b>Jaguars</b>	<b>21</b>	<b>294</b>	<b>14.0</b>	<b>67</b>	<b>2</b>
<b>Opponents</b>	<b>13</b>	<b>181</b>	<b>13.9</b>	<b>50t</b>	<b>1</b>

PUNTING	NO	YDS	AVG	NET	TB	IN	LG	B
Nortman	87	3835	44.1	38.9	9	29	65	1
<b>Jaguars</b>	<b>87</b>	<b>3835</b>	<b>43.6</b>	<b>38.9</b>	<b>9</b>	<b>29</b>	<b>65</b>	<b>1</b>
<b>Opponents</b>	<b>100</b>	<b>4555</b>	<b>45.6</b>	<b>40.7</b>	<b>8</b>	<b>38</b>	<b>70</b>	<b>0</b>

PUNT RET.	NO	FC	YDS	AVG	LG	TD
Mickens	27	19	287	10.6	72	1
Lee	5	6	13	2.6	7	0
Westbrook	1	0	19	19.0	19	0
McCaffrey	1	4	0	0.0	0	0
Grant	0	0	6	0	6	0
Cole	0	1	0	0	0	0
<b>Jaguars</b>	<b>34</b>	<b>30</b>	<b>325</b>	<b>9.6</b>	<b>72</b>	<b>1</b>
<b>Opponents</b>	<b>30</b>	<b>25</b>	<b>228</b>	<b>7.6</b>	<b>46</b>	<b>0</b>

KICKOFF RET.	NO	YDS	AVG	LG	TD
Grant	19	473	24.9	68	0
Cole	2	26	13.0	14	0
Mickens	2	20	10.0	20	0
Myrick	1	18	18.0	18	0
Bohanon	1	14	14.0	14	0
<b>Jaguars</b>	<b>25</b>	<b>551</b>	<b>22.0</b>	<b>68</b>	<b>0</b>
<b>Opponents</b>	<b>40</b>	<b>817</b>	<b>20.4</b>	<b>103t</b>	<b>1</b>

**2-POINT CONVERSIONS: Jaguars 3-6, Opponents 1-1**

FGs	1-19	20-29	30-39	40-49	50+
Lambo	0/0	2/2	11/11	4/5	2/2
Myers	0/0	4/4	2/3	5/5	0/3
<b>Team</b>	<b>0/0</b>	<b>6/6</b>	<b>13/14</b>	<b>9/10</b>	<b>2/5</b>
<b>Opponents</b>	<b>0/0</b>	<b>9/9</b>	<b>4/5</b>	<b>6/7</b>	<b>3/3</b>

**Myers:** (42G, 25G, 39N, 38G) (43G) (23G, 45G, 29G) (30G, 52N, 22G) (30G) (47G) (54N, 41G, 54N)

**Lambo:** (42G, 33G), (32G, 56G, 25G), (34G, 30G), (38G, 41N, 39G), (43G), (30G, 23G, 39G), (38G, 51G, 32G), (38G), (45G), (41G)

**Opponents:** (), (40G, 41G, 26G), (), (45G, 45N, 26G, 41G), (29G, 34G, 20G), (56G, 29G), (), (50G), (), (34G, 42G, 48G, 57G), (27G), (38N, 28G), (), (27G), (25G, 39G, 38G)

**SACKS:** Campbell 14.5, Ngakoue 12.0, Jackson 8.0, Fowler 8.0, Jack 2.0, Church 1.5, Ankou 1.5, McCray 1.5, Posluszny 1.5, Jones 1.0, Day 1.0, Dareus 1.0, Smith 1.0, Brown 0.5

**Jaguars 55.0, Opponents 24.0**

**TACKLES (Solo-Assists-Total):** Smith (76-26-102), Jack (66-24-90), Church 56-16-72), Campbell (47-20-67), Gipson 53-11-64), Ramsey (52-11-63), Posluszny (42-18-60), Bouye (53-3-56), Colvin (37-7-44), Jackson (30-9-39), Jones (24-7-31), Ngakoue (24-6-30), Dareus (19-2-21), Fowler (18-3-21), Smoot (11-4-15), Ankou (8-7-15), Brown (7-3-10)

### USUAL STARTING LINEUP

#### OFFENSE

QB	Blake Bortles (16)
FB	Tommy Bohanon (9)
RB	Leonard Fournette (13)
WR	Marqise Lee (14)
WR	Allen Hurns (8)
	Keelan Cole (6)
	Dede Westbrook (5)
TE	Mercedes Lewis (16)
LT	Cam Robinson (15)
LG	Patrick Omameh (13)
C	Brandon Linder (12)
RG	A.J. Cann (15)
RT	Jermey Parnell (13)

#### DEFENSE

DE	Yannick Ngakoue (16)
DT	Abry Jones (15)
DT	Malik Jackson (16)
DE	Calais Campbell (16)
WLB	Telvin Smith (16)
MLB	Paul Posluszny (11)
SLB	Myles Jack (16)
LCB	Jalen Ramsey (16)
FS	Tashaun Gipson (16)
SS	Barry Church (16)
RCB	A.J. Bouye (16)

PASSING	ATT	CMP	PCT	YDS	YDS/ATT	TD	INT	LG	SK/YDS	RTG
Bortles	523	315	60.2	3687	7.05	21	13	75t	24/123	84.7
Henne	2	0	0.0	0	0.00	0	0	--	0/0	39.6
Nortman	1	1	100.0	29	29.00	0	0	29	0/0	118.8
<b>Jaguars</b>	<b>527</b>	<b>316</b>	<b>60.0</b>	<b>3716</b>	<b>7.05</b>	<b>21</b>	<b>13</b>	<b>75t</b>	<b>24/123</b>	<b>84.4</b>
<b>Opponents</b>	<b>509</b>	<b>289</b>	<b>56.8</b>	<b>3074</b>	<b>6.04</b>	<b>17</b>	<b>21</b>	<b>74t</b>	<b>55/356</b>	<b>68.5</b>



# 2018 STATISTICS

**HEAD COACH: DOUG MARRONE**

**RECORD: 5-11 (.313)**

**STANDINGS: 3RD, AFC SOUTH**

DATE	OPPONENT	RESULT	ATT.
Sept. 9	at N.Y. Giants	W, 20-15	77,992
Sept. 16	New England	W, 31-20	68,527
Sept. 23	Tennessee	L, 6-9	64,015
Sept. 30	N.Y. Jets	W, 31-12	65,353
Oct. 7	at Kansas City	L, 14-30	75,289
Oct. 14	at Dallas	L, 7-40	90,767
Oct. 21	Houston	L, 7-20	66,534
Oct. 28	Philadelphia*	L, 18-24	85,870
Nov. 11	at Indianapolis	L, 26-29	57,473
Nov. 18	Pittsburgh	L, 16-20	67,683
Nov. 25	at Buffalo	L, 21-24	57,799
Dec. 2	Indianapolis	W, 6-0	67,030
Dec. 6	at Tennessee	L, 9-30	60,344
Dec. 16	Washington	L, 13-16	67,577
Dec. 23	at Miami	W, 17-7	65,798
Dec. 30	at Houston	L, 3-20	71,848

\* Wembley Stadium in London, U.K.

	JAGUARS	OPP.
<b>TOTAL FIRST DOWNS</b>	<b>277</b>	<b>288</b>
Rushing	92	89
Passing	164	162
Penalty	21	37
3rd Down: Made/Att	93/230	80/212
3rd Down Pct.	40.4%	37.7%
4th Down: Made/Att	8/17	3/12
4th Down Pct.	47.1%	25.0%
<b>POSSESSION AVG.</b>	<b>30:14</b>	<b>29:47</b>
<b>TOTAL NET YARDS</b>	<b>4832</b>	<b>4983</b>
Avg. Per Game	302.0	311.4
Total Plays	1005	970
Avg. Per Play	4.8	5.1
<b>NET YARDS RUSHING</b>	<b>1723</b>	<b>1870</b>
Avg. Per Game	107.7	116.9
Total Rushes	416	434
<b>NET YARDS PASSING</b>	<b>3109</b>	<b>3113</b>
Avg. Per Game	194.3	194.6
Sacked/Yards Lost	53/322	37/241
Gross Yards	3431	3354
Attempts/Completions	536/329	499/312
Completion Pct.	61.4%	62.5%
Had Intercepted	13	11
<b>PUNTS/AVERAGE</b>	<b>86/45.0</b>	<b>79/48.0</b>
<b>NET PUNTING AVG.</b>	<b>86/41.3</b>	<b>79/41.5</b>
<b>PENALTIES/YARDS</b>	<b>121/1112</b>	<b>92/735</b>
<b>FUMBLES/BALL LOST</b>	<b>26/16</b>	<b>15/6</b>
<b>TOUCHDOWNS</b>	<b>25</b>	<b>34</b>
Rushing	7	16
Passing	15	17
Returns	3	1

BY PERIODS	1	2	3	4	OT	PTS
Jaguars	42	81	60	62	0	245
Opponents	77	88	62	89	0	316

SCORING	TD	RU	PA	RT	PAT	FG	S	TP
Lambo	0	0	0	0	19/20	19/21	0	76
Fournette	6	5	1	0			0	36
Westbrook	6	0	5	1			0	36
Yeldon	5	1	4	0			0	30
Moncrief	3	0	3	0			0	18
Forbath	0	0	0	0	3/3	4/5	0	15
Bortles	1	1	0	0			0	6
Cole	1	0	1	0			0	6
Jack	1	0	0	1			0	6
Seferian-Jenkins	1	0	1	0			0	6
Smith	1	0	0	1			0	6
Dareus	0	0	0	0			1	2
Jacobs	0	0	0	0			1	2
Jaguars	25	7	15	3	22/23	23/26	2	245
Opponents	34	16	17	1	29/30	27/31	0	316

RUSHING	NO	YDS	AVG	LG	TD
Fournette	133	439	3.3	19	5
Yeldon	104	313	4.0	21	1
Bortles	58	365	6.3	41	1
Hyde	58	189	3.3	19	0
Kessler	19	123	6.5	21	0
Westbrook	9	98	10.9	43	0
Grant	13	40	3.1	8	0
Williams	8	36	4.5	15	0
Wilds	6	15	2.5	5	0
Charles	6	7	1.2	5	0
Bohanon	1	0	0.0	0	0
Paul	1	-3	-3.0	-3	0
<b>Jaguars</b>	<b>416</b>	<b>1723</b>	<b>4.1</b>	<b>43</b>	<b>7</b>
<b>Opponents</b>	<b>434</b>	<b>1870</b>	<b>4.3</b>	<b>99t</b>	<b>16</b>

RECEIVING	NO	YDS	AVG	LG	TD
Westbrook	66	717	10.9	61t	5
Yeldon	55	487	8.9	37	4
Moncrief	48	668	13.9	80t	3
Cole	38	491	12.9	35	1
O'Shaughnessy	24	214	8.9	17	0
Fournette	22	185	8.4	31	1
Chark	14	174	12.4	38	0
Seferian-Jenkins	11	90	8.2	21	1
Paul	10	98	9.8	22	0
Hyde	4	4	1.0	6	0
Grant	9	67	7.4	16	0
Bell	8	67	8.4	16	0
Grinnage	6	61	10.2	24	0
Greene	6	60	10.0	12	0
Bohanon	6	41	6.8	12	0
Charles	2	7	3.5	5	0
<b>Jaguars</b>	<b>329</b>	<b>3431</b>	<b>10.4</b>	<b>80t</b>	<b>15</b>
<b>Opponents</b>	<b>312</b>	<b>3354</b>	<b>10.8</b>	<b>78t</b>	<b>17</b>

INTERCEPTIONS	NO	YDS	AVG	LG	TD
Ramsey	3	0	0.0	0	0
Smith	2	33	16.5	33t	1
Jack	1	32	32.0	32t	1
Harrison	1	14	14.0	14	0
Church	1	11	11.0	11	0
Hayden	1	10	10.0	10	0
Bouye	1	9	9.0	9	0
Gipson	1	8	8.0	8	0
<b>Jaguars</b>	<b>11</b>	<b>117</b>	<b>10.6</b>	<b>22t</b>	<b>2</b>
<b>Opponents</b>	<b>13</b>	<b>155</b>	<b>11.9</b>	<b>49</b>	<b>1</b>

PUNTING	NO	YDS	AVG	NET	TB	IN	LG	B
Cooke	86	3872	45.0	41.3	7	37	72	0
<b>Jaguars</b>	<b>86</b>	<b>3872</b>	<b>45.0</b>	<b>41.3</b>	<b>7</b>	<b>37</b>	<b>72</b>	<b>0</b>
<b>Opponents</b>	<b>79</b>	<b>3791</b>	<b>48.0</b>	<b>41.5</b>	<b>9</b>	<b>29</b>	<b>63</b>	<b>0</b>

PUNT RET.	NO	FC	YDS	AVG	LG	TD
Westbrook	19	13	266	14.0	74t	1
Mickens	12	2	59	4.9	16	0
Greene	2	1	16	8.0	8	0
Meeks	1	0	1	1.0	1	0
Chark	0	0	-8	-	-8	0
<b>Jaguars</b>	<b>34</b>	<b>16</b>	<b>334</b>	<b>9.8</b>	<b>74t</b>	<b>1</b>
<b>Opponents</b>	<b>37</b>	<b>18</b>	<b>184</b>	<b>5.0</b>	<b>30</b>	<b>0</b>

KICKOFF RET.	NO	YDS	AVG	LG	TD
Chark	7	186	26.6	47	0
Mickens	6	149	24.8	31	0
Greene	5	105	21.0	31	0
Westbrook	3	37	12.3	16	0
Bell	1	9	9.0	9	0
Bohanon	1	25	25.0	25	0
Grant	1	6	6.0	6	0
Moncrief	1	7	7.0	7	0
Paul	1	8	8.0	8	0
<b>Jaguars</b>	<b>31</b>	<b>721</b>	<b>23.3</b>	<b>42</b>	<b>0</b>
<b>Opponents</b>	<b>21</b>	<b>374</b>	<b>17.8</b>	<b>30</b>	<b>0</b>

FGs	1-19	20-29	30-39	40-49	50+
Lambo	0/0	4/4	8/8	3/4	4/5
Forbath	0/0	2/2	1/1	1/1	0/1
<b>Team</b>	<b>0/0</b>	<b>6/6</b>	<b>9/9</b>	<b>4/5</b>	<b>4/6</b>
<b>Opponents</b>	<b>0/0</b>	<b>8/8</b>	<b>10/10</b>	<b>7/9</b>	<b>2/4</b>

**Lambo:** (39G,39G), (28G), (46G,38G), (32G,22G,54G), (,), (,),(50G,57G,33G,24G), (28G,52N,55G), (48G,38G,43G), (42N), (30G,37G),(,),(,),(,)

**Forbath:** (,),(,),(,),(,),(,),(,),(,),(,),(,),(,),(,),(33G,41G),(56N,26G),(25G)

**Opponents:** (27G,31G,44G),(54N,29G,46G),(39G,48N,36G,28G),(27G,38G),(22G,42G,38G),(50G,46G,32G,55G),(44G,48G),(31G),(52N),(,),(22G),(,),(33G),(46G,33G,36G),(47N),(23G,24G)

**SACKS:** C. Campbell 10.5, Y. Ngakoue 9.5, M. Jackson 3.5, M. Jack 2.5, D. Fowler Jr. 2.0, T. Smith Sr. 1.0, D. Hayden 1.0, B. Church 1.0, M. Dareus 1.0, R. Harrison 1.0, A. Jones 1.0, T. Bryan 1.0, N. DeLuca 1.0, L. McCray 1.0

**Jaguars 37.0, Opponents 52.0**

**TACKLES (Solo-Assists-Total):** T. Smith Sr. (100-34-134), M. Jack (75-32-107), C. Campbell (53-19-72), J. Ramsey (62-3-65), A. Bouye (46-8-54), T. Gipson Sr. (44-10-54), D. Hayden (38-7-45), B. Church (32-6-38), M. Jackson (25-7-32), M. Dareus (23-9-32), R. Harrison (23-8-31), A. Jones (21-8-29), Y. Ngakoue (25-3-28), T. Bryan (13-7-20), L. Jacobs (12-5-17), J. Wilson (14-2-16), T. Patmon (12-2-14), D. Fowler Jr. (8-1-9), T. Herndon (6-1-7), N. DeLuca (5-2-7), Q. Meeks (4-0-4), D. Smoot (3-1-4), Ankou (2-2-4), L. Johnson (2-0-2), L. McCray (1-1-2)

**USUAL STARTING LINEUP**

**OFFENSE**

- QB Blake Bortles (12)
- RB Leonard Fournette (8)
- T.J. Yeldon (5)
- WR Donte Moncrief (14)
- WR Keelan Cole (8)
- TE James O'Shaughnessy (8)
- FB Tommy Bohanon (8)
- LT Ereck Flowers (7)
- Josh Wells (4)
- LG Andrew Norwell (11)
- C Brandon Linder (9)
- Tyler Shatley (7)
- RG A.J. Cann (15)
- RT Jermeay Parnell (13)

**DEFENSE**

- DE Yannick Ngakoue (16)
- NT Marcell Dareus (10)
- Abry Jones (6)
- DT Malik Jackson (10)
- DE Calais Campbell (16)
- WLB Telvin Smith Sr. (16)
- MLB Myles Jack (16)
- CB D.J. Hayden (5)
- LCB Jalen Ramsey (16)
- RCB A.J. Bouye (13)
- FS Tashaun Gipson Sr. (16)
- SS Barry Church (11)

PASSING	ATT	CMP	PCT	YDS	YDS/ATT	TD	INT	LG	SK/YDS	RTG
Bortles	403	243	63.0	2718	6.7	13	11	80t	31/173	79.8
Kessler	131	85	64.9	709	5.4	2	2	35	22/149	77.4
Cooke	1	1	100.0	4	4.0	0	0	4	0/0	83.3
Westbrook	1	0	0.0	0	0.0	0	0	0	0/0	39.6
<b>Jaguars</b>	<b>536</b>	<b>329</b>	<b>61.4</b>	<b>3431</b>	<b>6.4</b>	<b>15</b>	<b>13</b>	<b>80t</b>	<b>53/322</b>	<b>79.1</b>
<b>Opponents</b>	<b>499</b>	<b>312</b>	<b>62.5</b>	<b>3354</b>	<b>6.7</b>	<b>17</b>	<b>11</b>	<b>78t</b>	<b>37/241</b>	<b>84.4</b>



# 2019 STATISTICS

**HEAD COACH: DOUG MARRONE**

**RECORD: 6-10 (.375)**

**STANDINGS: 4TH, AFC SOUTH**

DATE	OPPONENT	RESULT	ATT.
Sept. 8	Kansas City	L, 40-26	60,157
Sept. 15	at Houston	L, 13-12	71,651
<b>Sept. 19</b>	<b>Tennessee</b>	<b>W, 20-7</b>	<b>58,613</b>
<b>Sept. 29</b>	<b>at Denver</b>	<b>W, 26-24</b>	<b>76,219</b>
Oct. 6	at Carolina	L, 34-27	72,762
Oct. 13	New Orleans	L, 13-6	64,341
<b>Oct. 20</b>	<b>at Cincinnati</b>	<b>W, 27-17</b>	<b>42,784</b>
<b>Oct. 27</b>	<b>New York Jets</b>	<b>W, 29-15</b>	<b>57,833</b>
Nov. 3	Houston*	L, 26-3	84,771
Nov. 17	at Indianapolis	L, 33-13	61,986
Nov. 24	at Tennessee	L, 42-20	60,926
Dec. 1	Tampa Bay	L, 28-11	62,633
Dec. 8	LAC	L, 45-10	57,866
<b>Dec. 15</b>	<b>at Oakland</b>	<b>W, 20-16</b>	<b>52,788</b>
Dec. 22	at Atlanta	L, 24-12	70,873
<b>Dec. 29</b>	<b>Indianapolis</b>	<b>W, 38-20</b>	<b>58,472</b>

\* Wembley Stadium in London, U.K.

	JAGUARS	OPP.
<b>TOTAL FIRST DOWNS</b>	<b>298</b>	<b>340</b>
Rushing	85	114
Passing	183	193
Penalty	30	33
3rd Down: Made/Att	76/220	79/190
3rd Down Pct.	34.5%	41.6%
4th Down: Made/Att	12/25	5/11
4th Down Pct.	48.0%	45.5%
<b>POSSESSION AVG.</b>	<b>30:29</b>	<b>29:31</b>
<b>TOTAL NET YARDS</b>	<b>5468</b>	<b>6007</b>
Avg. Per Game	341.8	375.4
Total Plays	1020	999
Avg. Per Play	5.4	6.0
<b>NET YARDS RUSHING</b>	<b>1708</b>	<b>2229</b>
Avg. Per Game	106.8	139.3
Total Rushes	389	435
<b>NET YARDS PASSING</b>	<b>3760</b>	<b>3778</b>
Avg. Per Game	235.0	236.1
Sacked/Yards Lost	42/263	47/310
Gross Yards	4023	4088
Attempts/Completions	589/364	517/327
Completion Pct.	61.8%	63.2%
Had Intercepted	8	10
<b>PUNTS/AVERAGE</b>	<b>75/46.8</b>	<b>69/45.5</b>
<b>NET PUNTING AVG.</b>	<b>44.5</b>	<b>42.1</b>
<b>PENALTIES/YARDS</b>	<b>132/1165</b>	<b>102/883</b>
<b>FUMBLES/BALL LOST</b>	<b>21/12</b>	<b>21/9</b>
<b>TOUCHDOWNS</b>	<b>29</b>	<b>47</b>
Rushing	3	23
Passing	24	22
Returns	2	2

BY PERIODS	1	2	3	4	OT	PTS
Jaguars	60	59	65	116	0	300
Opponents	117	95	86	99	0	397

SCORING	TD	RU	PA	RT	PAT	FG	2PT	TP
Lambo	0	0	0	0	19/20	33/34	0	118
Chark	8	0	8	0	0/0	0/0	1	50
Conley	5	0	5	0	0/0	0/0	1	32
Westbrook	3	0	3	0	0/0	0/0	2	22
Fournette	3	3	0	0	0/0	0/0	0	18
Cole	3	0	3	0	0/0	0/0	0	18
Armstead	2	0	2	0	0/0	0/0	0	12
O'Shaughnessy	2	0	2	0	0/0	0/0	0	12
Campbell	1	0	0	1	0/0	0/0	0	6
O'Leary	1	0	1	0	0/0	0/0	0	6
Ngakoue	1	0	0	1	0/0	0/0	0	6
<b>Jaguars</b>	<b>29</b>	<b>3</b>	<b>24</b>	<b>2</b>	<b>19/20</b>	<b>33/34</b>	<b>4</b>	<b>300</b>
<b>Opponents</b>	<b>47</b>	<b>23</b>	<b>22</b>	<b>2</b>	<b>43/45</b>	<b>22/27</b>	<b>2</b>	<b>397</b>

RUSHING	NO	YDS	AVG	LG	TD
Fournette	265	1,152	3.3	19	5
Minshew	67	344	4.0	21	1
Armstead	35	108	6.3	41	1
Ozigbo	9	27	3.3	19	0
Westbrook	5	27	6.5	21	0
Foles	4	23	10.9	43	0
Chark Jr.	2	20	3.1	8	0
Cole	1	6	4.5	15	0
Lee	1	1	2.5	5	0
<b>Jaguars</b>	<b>389</b>	<b>1708</b>	<b>4.4</b>	<b>81</b>	<b>3</b>
<b>Opponents</b>	<b>435</b>	<b>1870</b>	<b>4.3</b>	<b>84t</b>	<b>23</b>

RECEIVING	NO	YDS	AVG	LG	TD
Fournette	76	522	6.9	27	0
Chark Jr.	73	1,008	13.8	69	8
Westbrook	66	660	10.0	39	3
Conley	47	775	16.5	70t	5
Cole	24	361	15.0	55	3
O'Shaughnessy	14	153	10.9	35	2
Armstead	14	144	10.3	31	2
Swaim	13	65	5.0	9	0
DeValve	12	140	11.7	20	0
O'Leary	9	72	8.0	15	1
Ozigbo	3	23	7.3	12	0
Lee	3	18	6.0	8	0
Oliver	3	15	5.0	6	0
Board	2	31	15.5	23	0
Walker	2	15	7.5	9	0
Koyack	1	9	9.0	9	0
Davis	1	7	7.0	7	0
Jones	1	5	5.0	5	0
<b>Jaguars</b>	<b>364</b>	<b>4023</b>	<b>11.1</b>	<b>70t</b>	<b>24</b>
<b>Opponents</b>	<b>327</b>	<b>4088</b>	<b>12.5</b>	<b>84t</b>	<b>22</b>

INTERCEPTIONS	NO	YDS	AVG	LG	TD
Herndon	3	0	0.0	0	0
Harrison	2	66	33.0	35	0
Wilson	2	4	2.0	4	0
Bouye	1	25	25.0	25	0
Ngakoue	1	23	23.0	23t	1
Jack	1	14	14.0	14	0
<b>Jaguars</b>	<b>10</b>	<b>132</b>	<b>13.2</b>	<b>35</b>	<b>1</b>
<b>Opponents</b>	<b>8</b>	<b>52</b>	<b>6.5</b>	<b>37</b>	<b>0</b>

PUNTING	NO	YDS	AVG	NET	TB	IN	LG	B
Cooke	75	3507	46.8	44.5	2	25	66	0
<b>Jaguars</b>	<b>75</b>	<b>3507</b>	<b>46.8</b>	<b>44.5</b>	<b>2</b>	<b>25</b>	<b>66</b>	<b>0</b>
<b>Opponents</b>	<b>69</b>	<b>3141</b>	<b>45.5</b>	<b>42.1</b>	<b>4</b>	<b>33</b>	<b>63</b>	<b>0</b>

PUNT RET.	NO	FC	YDS	AVG	LG	TD
Westbrook	23	18	132	5.7	43	0
Ervin	5	0	9	1.8	6	0
Walker	3	0	13	4.3	7	0
<b>Jaguars</b>	<b>31</b>	<b>18</b>	<b>154</b>	<b>5.0</b>	<b>43</b>	<b>0</b>
<b>Opponents</b>	<b>24</b>	<b>26</b>	<b>127</b>	<b>5.3</b>	<b>21</b>	<b>0</b>

KICKOFF RET.	NO	YDS	AVG	LG	TD
Walker	18	411	22.8	35	0
Ervin	5	107	21.4	25	0
Cole	3	110	36.7	59	0
Westbrook	3	37	12.3	16	0
<b>Jaguars</b>	<b>26</b>	<b>628</b>	<b>24.2</b>	<b>59</b>	<b>0</b>
<b>Opponents</b>	<b>32</b>	<b>690</b>	<b>21.6</b>	<b>61</b>	<b>0</b>

FGs	1-19	20-29	30-39	40-49	50+
Lambo	0/0	12/12	9/9	8/9	4/5
<b>Team</b>	<b>0/0</b>	<b>12/12</b>	<b>9/9</b>	<b>8/9</b>	<b>4/5</b>
<b>Opponents</b>	<b>0/0</b>	<b>8/8</b>	<b>8/8</b>	<b>4/7</b>	<b>2/4</b>

**Lambo:** (37G, 23G), (40G, 32G), (40G, 48G), (25G, 40G, 34G, 33G), (35G, 38G), (22G, 32G), (21G, 29G, 37G, 26G), (29G, 43G, 24G), (30G), (46N), (49G, 50G), (53G), (26G), (28G, 43G), (40G, 27G), (20G, 53G, 56G)

**Opponents:** (28G, 25G, 46G, 35G), (39G, 22G), (1), (33G), (56N, 46N), (47G, 21G), (38G), (1), (52G, 58N, 42G), (34N), (1), (25G, 37G), (40G), (33G, 34G, 27G, 45N), (42N, 23G), (20G, 50G)

**SACKS:** J. Allen 10.5, Y. Ngakoue 8.0, C. Campbell 6.5, D. Smoot 6.0, A. Jones 2.0, D. Hayden 2.0, L. Jacobs 2.0, T. Bryan 2.0, R. Harrison 2.0, A. Wingard 1.0, N. Goode 1.0, D. Payne 1.0, A. Calitro 1.0, M. Jack 0.5, M. Dareus 0.5

**Jaguars 46.0, Opponents 42.0**

**TACKLES (Solo-Assists-Total):** J. Wilson (52-21-73), R. Harrison (43-27-70), M. Jack (42-24-66), A. Bouye (50-15-65), D. Payne (35-25-60), C. Campbell (37-19-56), T. Herndon (41-13-54), Q. Williams (30-18-48), J. Allen (31-13-44), Y. Ngakoue (36-5-41), D. Hayden (32-9-41), A. Calitro (28-10-38), L. Jacobs (26-10-36), T. Bryan (18-15-33), A. Jones (15-16-31), N. Goode (20-4-24), A. Wingard (14-5-19), D. Smoot (12-5-17), J. Ramsey (13-4-17), M. Dareus (8-5-13), A. Spence (8-3-11), B. Borders (6-1-7), C. Davis (2-3-5), D. Alexander (3-2-5), L. McCray (3-1-4), D. Russell (3-1-4), P. Nickerson (2-1-3), M. Gilchrist (2-0-2), C. Davis (1-0-1), B. Watson (1-0-1)

### USUAL STARTING LINEUP

#### OFFENSE

QB	Gardner Minshew (12)
RB	Leonard Fournette (15)
WR	DJ Chark Jr. (14)
WR	Chris Conley (14)
TE	Seth DeValve (6)
WR	Dede Westbrook (11)
LT	Cam Robinson (14)
LG	Andrew Norwell (16)
C	Brandon Linder (16)
RG	A.J. Cann (16)
RT	Jawaan Taylor (16)

#### DEFENSE

DE	Yannick Ngakoue (15)
NT	Abry Jones (15)
DT	Taven Bryan (8)
DE	Calais Campbell (16)
WLB	Quincy Williams (8)
MLB	Myles Jack (11)
CB	D.J. Hayden (8)
LCB	Tre Herndon (14)
RCB	A.J. Bouye (14)
FS	Jarrod Wilson (16)
SS	Ronnie Harrison (14)

PASSING	ATT	CMP	PCT	YDS	YDS/ATT	TD	INT	LG	SK/YDS	RTG
G. Minshew	470	285	3271	60.6%	7.0	21	6	70t	33/ 184	91.2
N. Foles	117	77	736	65.8%	6.3	3	2	39	8/ 60	84.6
L. Cooke	2	2	16	100.0%	8.0	0	0	9	1/ 19	100.0
<b>Jaguars</b>	<b>589</b>	<b>364</b>	<b>4023</b>	<b>61.8%</b>	<b>6.8</b>	<b>24</b>	<b>8</b>	<b>70t</b>	<b>42/ 263</b>	<b>90.0</b>
<b>Opponents</b>	<b>517</b>	<b>327</b>	<b>4088</b>	<b>63.2%</b>	<b>7.9</b>	<b>22</b>	<b>10</b>	<b>84t</b>	<b>47/ 310</b>	<b>93.8</b>



# 2020 STATISTICS

HEAD COACH: DOUG MARRONE

RECORD: 1-15 (.063)

STANDINGS: 4TH, AFC SOUTH

DATE	OPPONENT	RESULT	ATT.
Sept. 13	Indianapolis	W, 27-20	14,100
Sept. 20	at Tennessee	L, 30-33	0
Sept. 24	Miami	L, 13-31	16,563
Oct. 4	at Cincinnati	L, 25-33	6,243
Oct. 6	at Houston	L, 14-30	12,413
Oct. 18	Detroit	L, 16-34	14,513
Oct. 25	at Los Angeles	L, 39-29	0
Nov. 8	Houston	L, 25-27	15,668
Nov. 15	at Green Bay	L, 20-24	0
Nov. 22	Pittsburgh	L, 3-27	17,244
Nov. 29	Cleveland	L, 25-27	15,926
Dec. 6	at Minnesota	L, 24-27	0
Dec. 8	Tennessee	L, 10-31	15,896
Dec. 15	at Baltimore	L, 14-40	0
Dec. 22	Chicago	L, 17-41	17,445
Dec. 29	at Indianapolis	L, 14-28	9,976

**TOTAL FIRST DOWNS**

	JAGUARS	OPP.
Rushing	80	140
Passing	205	210
Penalty	25	44
3rd Down: Made/Att	84/207	86/198
3rd Down Pct.	40.6%	43.4%
4th Down: Made/Att	7/26	12/18
4th Down Pct.	26.9%	66.7%

**POSSESSION AVG.**

<b>TOTAL NET YARDS</b>	<b>5218</b>	<b>6683</b>
------------------------	-------------	-------------

Avg. Per Game	326.1	417.7
Total Plays	997	1068
Avg. Per Play	5.2	6.3

**NET YARDS RUSHING**

Avg. Per Game	94.9	153.3
Total Rushes	337	517

**NET YARDS PASSING**

Avg. Per Game	231.2	264.4
Sacked/Yards Lost	44/256	18/91
Gross Yards	3955	4322
Attempts/Completions	616/387	533/370
Completion Pct.	62.8%	69.4%
Had Intercepted	16	12

**PUNTS/AVERAGE**

<b>NET PUNTING AVG.</b>	<b>42.4</b>	<b>35.6</b>
-------------------------	-------------	-------------

<b>PENALTIES/YARDS</b>	<b>107/1071</b>	<b>78/710</b>
------------------------	-----------------	---------------

**FUMBLES/BALL LOST**

<b>TOUCHDOWNS</b>	<b>37</b>	<b>57</b>
-------------------	-----------	-----------

Rushing	9	23
Passing	25	34
Returns	3	0

**BY PERIODS**

	1	2	3	4	OT	PTS
Jaguars	45	94	76	91	0	306
Opponents	104	164	125	96	3	492

**SCORING**

	TD	RU	PA	RT	PAT	FG	2PT	TP
Robinson	10	7	3	0	0/0	0/0	1	62
Cole	6	0	5	1	0/0	0/0	0	36
Rosas	0	0	0	0	9/9	8/11	0	33
Chark	5	0	5	0	0/0	0/0	0	30
Shenault	5	0	5	0	0/0	0/0	0	30
Lambo	0	0	0	0	8/10	5/5	0	23
McLaughlin	2	0	0	0	3/4	4/5	0	15
Johnson	2	0	2	0	0/0	0/0	1	14
Eifert	2	0	2	0	0/0	0/0	0	12
Conley	2	0	2	0	0/0	0/0	0	12
Thompson	1	0	1	0	0/0	0/0	0	6
<b>Jaguars</b>	<b>37</b>	<b>9</b>	<b>25</b>	<b>3</b>	<b>24/28</b>	<b>18/25</b>	<b>3</b>	<b>306</b>
<b>Opponents</b>	<b>57</b>	<b>23</b>	<b>34</b>	<b>0</b>	<b>51/55</b>	<b>31/39</b>	<b>1</b>	<b>492</b>

RUSHING	NO	YDS	AVG	LG	TD
Robinson	240	1070	4.5	47	7
Minshew	29	153	5.3	16	1
Ogunbowale	32	145	4.5	25	0
Shenault	18	91	5.1	17	0
Thompson	7	20	2.9	5	0
Glennon	6	17	2.8	4	0
Luton	1	13	13.0	13t	1
Reynolds	1	4	4.0	4	0
Godwin	1	3	3.0	3	0
Cole	1	2	2.0	2	0
Ozigbo	1	1	1.0	1	0
<b>Jaguars</b>	<b>337</b>	<b>1519</b>	<b>4.5</b>	<b>47</b>	<b>9</b>
<b>Opponents</b>	<b>517</b>	<b>2452</b>	<b>4.7</b>	<b>56</b>	<b>23</b>

RECEIVING	NO	YDS	AVG	LG	TD
Shenault Jr.	58	600	10.3	36	5
Cole	55	642	11.7	51	5
Chark	53	706	13.3	73t	5
Robinson	49	344	7.0	28	3
Conley	40	471	11.8	51	2
Eifert	36	349	9.7	28	2
O'Shaughnessy	28	262	9.4	26	0
Thompson	20	146	7.3	15	1
Johnson	18	272	15.1	46t	2
Ogunbowale	10	54	5.4	12	0
Ozigbo	9	42	4.7	12	0
Godwin	3	32	10.7	21	0
Saubert	3	16	5.3	9	0
Ellefson	1	10	10.0	10	0
Westbrook	1	4	4.0	4	0
Reynolds	1	3	3.0	3	0
Miller	1	2	2.0	2	0
Minshew II	1	0	0	0	0
<b>Jaguars</b>	<b>387</b>	<b>3955</b>	<b>10.2</b>	<b>73t</b>	<b>25</b>
<b>Opponents</b>	<b>370</b>	<b>4322</b>	<b>11.7</b>	<b>78t</b>	<b>34</b>

INTERCEPTIONS	NO	YDS	AVG	LG	TD
Schoebert	3	45	15.0	43t	1
Wingard	2	31	15.5	19	0
S. Jones	2	1	0.5	1	0
Thomas	1	53	53.0	53	0
Wilson	1	48	48.0	48	0
Henderson	1	22	22.0	22	0
Jack	1	0	0.0	0	0
J. Jones	1	0	0.0	0	0
<b>Jaguars</b>	<b>12</b>	<b>200</b>	<b>16.7</b>	<b>53</b>	<b>1</b>
<b>Opponents</b>	<b>16</b>	<b>144</b>	<b>9.0</b>	<b>44</b>	<b>0</b>

PUNTING	NO	YDS	AVG	NET	TB	IN	LG	B
Cooke	56	2669	47.7	43.2	5	19	67	0
Colquitt	6	272	45.3	41.2	0	2	53	0
Rosas	3	110	36.7	29.0	0	0	44	0
<b>Jaguars</b>	<b>65</b>	<b>3051</b>	<b>46.9</b>	<b>42.4</b>	<b>5</b>	<b>21</b>	<b>67</b>	<b>0</b>
<b>Opponents</b>	<b>69</b>	<b>3141</b>	<b>45.5</b>	<b>42.1</b>	<b>4</b>	<b>19</b>	<b>61</b>	<b>1</b>

PUNT RET.	NO	FC	YDS	AVG	LG	TD
Cole	9	8	140	15.6	91t	1
Westbrook	4	1	44	11.0	13	0
Claybrooks	3	3	12	4.0	13	0
Quinn	1	0	6	6.0	6	0
Rusnak	1	0	3	3.0	3	0
<b>Jaguars</b>	<b>18</b>	<b>12</b>	<b>205</b>	<b>11.4</b>	<b>91t</b>	<b>1</b>
<b>Opponents</b>	<b>26</b>	<b>14</b>	<b>196</b>	<b>7.5</b>	<b>20</b>	<b>0</b>

KICKOFF RET.	NO	YDS	AVG	LG	TD
Claybrooks	13	289	22.2	39	0
Cottrell	7	123	17.6	30	0
Westbrook	4	89	22.3	26	0
Cole	3	80	26.7	40	0
Godwin	2	20	10.0	15	0
Miller	1	7	7.0	7	0
<b>Jaguars</b>	<b>30</b>	<b>608</b>	<b>20.5</b>	<b>40</b>	<b>0</b>
<b>Opponents</b>	<b>25</b>	<b>469</b>	<b>18.8</b>	<b>43</b>	<b>0</b>

FGs	1-19	20-29	30-39	40-49	50+
Rosas	0/0	3/3	2/2	0/1	3/5
McLaughlin	0/0	1/1	1/1	1/1	1/2
Lambo	0/0	0/0	2/2	1/1	2/2
Brown	0/0	0/0	1/2	0/0	0/0
Hauschka	0/0	0/1	0/0	0/1	0/0
<b>Team</b>	<b>0/0</b>	<b>4/5</b>	<b>6/7</b>	<b>2/4</b>	<b>6/9</b>
<b>Opponents</b>	<b>0/0</b>	<b>6/6</b>	<b>11/12</b>	<b>11/14</b>	<b>3/7</b>

Lambo: (50G, 46G), (35G), (40G, 48G), (59G, 30G)

Rosas: (50G, 32G, 30G, 20G, 48N), (54G, 24G, 54N), (53G, 53N), (26G)

Hauschka: (49N, 24N)

Brown: (31G, 32N)

McLaughlin: (52G, 31G), (41G), (22G, 62N)

Opponents: (38G, 25G, 30N), (51G, 49G), (30G), (46G, 40G, 35G, 30G), (46G, 36G, 33G), (41G, 31G, 57N), (35G, 35G, 48N), (54G, 30G), (39G), (47G, 44G, 45N), (24G, 45G), (48G, 23G, 51N), (53G), (46G, 57N), (20G, 40G), (24G, 22G, 56N, 49N)

SACKS: D. Smoot 5.5, J. Schoebert 2.5, J. Allen 2.5, D. Hamilton 1.0, D. Ekuale 1.0, T. Herndon 1.0, K. Chaisson 1.0, J. Giles-Harris 1.0, M. Jack 1.0, A. Lynch 1.0, T. Bryan 0.5

Jaguars 18.0, Opponents 43.0

TACKLES (Solo-Assists-Total): J. Schoebert (84-57-141), M. Jack (72-46-118), J. Jones (59-24-83), T. Herndon (64-12-76), J. Wilson (45-24-69), A. Wingard (30-12-42), C. Claybrooks (32-6-38), A. Gotsis (18-19-37), C. Henderson (27-9-36), D. Costin (12-20-32), D. Hamilton (14-16-30), D. Smoot (21-4-25), S. Jones (20-5-25), G. Mabin (20-1-21), K. Chaisson (12-7-19), B. Rusnak (12-7-19), D. Hayden (15-3-18), T. Bryan (10-8-18), J. Giles-Harris (8-10-18), D. Thomas (13-2-15)

**USUAL STARTING LINEUP**

**OFFENSE**

QB	Gardner Minshew II (8)
RB	James Robinson (14)
WR	DJ Chark Jr. (12)
WR	Laviska Shenault Jr. (14)
TE	James O'Shaughnessy (13)
WR	Keelan Cole Sr. (5)
LT	Cam Robinson (16)
LG	Andrew Norwell (13)
C	Brandon Linder (10)
RG	A.J. Cann (15)
RT	Jawaan Taylor (16)

**DEFENSE**

DE	Josh Allen (7)
NT	Abry Jones (5)
DT	Taven Bryan (8)
DE	Adam Gotsis (13)
WLB	Myles Jack (14)
MLB	Joe Schobert (16)
SLB	Kamalei Correa (6)
LCB	CJ Henderson (8)
RCB	Sidney Jones IV (6)
FS	Jarrod Wilson (12)
SS	Josh Jones (13)

PASSING	ATT	CMP	PCT	YDS	YDS/ATT	TD	INT	LG	SK/YDS	RTG
G. Minshew II	327	216	66.1%	2259	6.9	16	5	51	27/147	95.9
M. Glennon	179	111	62.0%	1072	6.0	7	5	46t	9/53	80.1
J. Luton	110	60	54.5%	624	5.7	2	6	73t	7/52	54.5
J. Robinson	0	0	0.0%	0	0	0	0	0	1/4	0.0
<b>Jaguars</b>	<b>616</b>	<b>387</b>	<b>3955</b>	<b>62.8%</b>	<b>6.4</b>	<b>25</b>	<b>16</b>	<b>73t</b>	<b>44/256</b>	<b>83.9</b>
<b>Opponents</b>	<b>517</b>	<b>327</b>	<b>4088</b>	<b>63.2%</b>	<b>7.9</b>	<b>22</b>	<b>12</b>	<b>78t</b>	<b>18/91</b>	<b>105.6</b>



# PLAYOFF GAME SUMMARIES

## 1996 AFC WILD CARD PLAYOFF

JAGUARS 30, BILLS 27  
DECEMBER 28, 1996 · RICH STADIUM

JACKSONVILLE JAGUARS (10-7)	10	7	3	10	—	30
BUFFALO BILLS (10-7)	14	3	3	7	—	27

The Jaguars won their first-ever playoff game with a come-from-behind victory over Buffalo and became the first road team to win a postseason game at Rich Stadium. RB Natrone Means rushed for 175 yards and a touchdown, and K Mike Hollis kicked three field goals, the game-winner with 3:07 to play. Buffalo jumped out to a 7-0 lead, but DE Clyde Simmons intercepted QB Jim Kelly and ran 20 yards for a score to tie the game. Simmons also had two sacks. Buffalo took a 27-20 lead early in the fourth quarter, but QB Mark Brunell found WR Jimmy Smith for a 2-yard TD pass to tie the score, and CB Aaron Beasley recovered a fumble prior to Hollis' field goal.

TEAM	QTR	TIME	SCORING PLAY	TEAM STATS	JAX	BUF
Buf.	1	11:30	Thomas 7 pass from Kelly (Christie kick)	First Downs	18	19
Jax.	1	6:26	Simmons 20 interception return (Hollis kick)	Total Yards	409	308
Buf.	1	2:26	Thomas 2 run (Christie kick)	Rushing Yards	184	92
Jax.	1	0:10	Hollis 27 field goal	Passing Yards	225	216
Jax.	2	3:45	Means 30 run (Hollis kick)	Att-Comp-Int	33-18-2	36-22-1
Buf.	2	1:56	Christie 33 field goal	Third Downs	7-17	5-15
Buf.	3	10:20	Christie 47 field goal	Fourth Downs	1-1	0-1
Jax.	3	2:45	Hollis 24 field goal	Punts-Avg.	5-50.6	5-43.2
Buf.	4	14:17	Burris 38 interception return (Christie kick)	Fumbles-Lost	0-0	4-2
Jax.	4	8:40	Smith 2 pass from Brunell (Hollis kick)	Penalties-Yards	6-42	6-39
Jax.	4	3:07	Hollis 45 field goal	Possession	33:06	26:54

**Attendance:** 70,213 · **Temperature:** 49 degrees  
**RUSHING:** Jaguars - Means 31-175 (1 TD), Brunell 3-9, Stewart 1-0, Bills - Thomas 14-50 (1 TD), Kelly 4-18, Holmes 9-10, Tasker 1-9, Tindale 1-5  
**PASSING:** Jaguars - Brunell 33-18-239, 1 TD, 2 INTs, Bills - Kelly 32-21-239, 1 TD, 1 INT, Collins 4-1-7, 0 TD, 0 INT  
**RECEIVING:** Jaguars - Smith 5-58 (1 TD), McCardell 4-76, Mitchell 3-64, Maston 2-21, Jackson 1-11, Brown 1-8, Stewart 1-5, Means 1-(-4), Bills - Early 9-122, Reed 3-32, Tasker 3-30, Johnson 3-27, Thomas 3-24, Holmes 1-11  
**SACKS:** Jaguars 3 (Simmons 2, Brackens 1), Bills 2 (Covington 1, White 1)  
**INTERCEPTIONS:** Jaguars 1 (Simmons [TD]), Bills 2 (Burris [TD], Smith)

## 1996 AFC DIVISIONAL PLAYOFF

JAGUARS 30, BRONCOS 27  
JANUARY 4, 1997 · MILE HIGH STADIUM

JACKSONVILLE JAGUARS (11-7)	0	13	7	10	—	30
DENVER BRONCOS (13-4)	12	0	0	15	—	27

The Jaguars won their seventh straight game as they shocked the football world with their upset victory over the 13-3 Broncos. After falling behind 12-0, the Jaguars scored on their next six possessions, all on drives of 50 yards and longer, taking a 30-20 lead. Denver had not lost at home all season and had not lost a playoff game at Mile High Stadium since 1984. RB Natrone Means rushed for 140 yards, and QB Mark Brunell threw TD passes to WR Keenan McCardell and WR Jimmy Smith. The Jaguars dominated in yards, first downs and time of possession.

TEAM	QTR	TIME	SCORING PLAY	TEAM STATS	JAX	DEN
Den.	1	6:22	Hebron 1 run (Elam kick blocked)	First Downs	22	21
Den.	1	0:33	Sharpe 18 pass from Elway (run failed)	Total Yards	443	351
Jax.	2	11:15	Hollis 46 field goal	Rushing Yards	203	126
Jax.	2	2:58	Means 8 run (Hollis kick)	Passing Yards	240	225
Jax.	2	0:10	Hollis 42 field goal	Att-Comp-Int	29-18-0	8-25-0
Jax.	3	8:51	McCardell 31 pass from Brunell (Hollis kick)	Third Downs	8-15	6-12
Jax.	4	10:51	Hollis 22 field goal	Fourth Downs	0-0	1-1
Den.	4	7:37	Davis 2 run (Davis run)	Punts-Avg.	3-39.7	5-42.6
Jax.	4	3:39	Smith 16 pass from Brunell (Hollis kick)	Fumbles-Lost	0-0	1-0
Den.	4	1:50	McCaffrey 15 pass from Elway (Elam kick)	Penalties-Yards	3-18	8-64
				Possession	32:24	27:36

**Attendance:** 75,678 · **Temperature:** 46 degrees  
**RUSHING:** Jaguars - Means 21-140 (1 TD), Brunell 7-44, Stewart 8-19, Broncos - Davis 14-91 (1 TD), Elway 5-30, Hebron 2-5 (1 TD)  
**PASSING:** Jaguars - Brunell 29-18-245, 2 TD, 0 INT, Broncos - Elway 38-25-226, 2 TD, 0 INT  
**RECEIVING:** Jaguars - McCardell 5-59 (1 TD), Means 4-46, Smith 3-71 (1 TD), Jackson 3-35, Mitchell 2-9, Stewart 1-25, Broncos - Davis 7-24, Miller 5-67, McCaffrey 5-54 (1 TD), Craver 3-17, Sharpe 2-31 (1 TD), Carswell 2-18, R.Smith 1-15  
**SACKS:** Jaguars 1 (Robinson 1), Broncos 2 (Aldridge 1, Williams 1)  
**INTERCEPTIONS:** Jaguars 0, Broncos 0

## 1996 AFC CHAMPIONSHIP

PATRIOTS 20, JAGUARS 6  
JANUARY 12, 1997 · FOXBORO STADIUM

JACKSONVILLE JAGUARS (11-8)	0	3	3	0	—	6
NEW ENGLAND PATRIOTS (13-5)	7	6	0	7	—	20

In just their second season, the Jaguars' saw their hopes of reaching the Super Bowl end in the AFC Championship game on a cold night in New England. The game began ominously for Jacksonville on its first series, when P Bryan Barker fielded a high snap and was tackled at the Jaguars' four-yard line. The Patriots scored a touchdown two plays later. Mistakes haunted the Jaguars throughout the game, with a total of four turnovers - three on their last four possessions - including an end zone interception and a fumble that was returned for a touchdown.

TEAM	QTR	TIME	SCORING PLAY	TEAM STATS	JAX	NE
NE	1	12:34	Martin 1 run (Vinatieri kick)	First Downs	18	13
Jax.	2	10:33	Hollis 32 field goal	Total Yards	289	234
NE	2	7:23	Vinatieri 29 field goal	Rushing Yards	101	73
NE	2	0:00	Vinatieri 20 field goal	Passing Yards	188	161
Jax.	3	2:37	Hollis 28 field goal	Att-Comp-Int	38-20-2	33-20-1
NE	4	2:24	Smith 47 fumble return (Vinatieri kick)	Third Downs	5-14	2-13
				Fourth Downs	0-2	1-2
				Punts-Avg.	5-36.4	6-39.7
				Fumbles-Lost	3-2	2-1
				Penalties-Yards	4-23	2-5
				Possession	34:43	25:17

**Attendance:** 60,190 · **Temperature:** 27 degrees  
**RUSHING:** Jaguars - Means 19-43, Stewart 7-40, Brunell 6-34, Barker 1-(-16), Patriots - Martin 19-59 (1 TD), Meggett 3-9, Bledsoe 1-4, Byars 1-1  
**PASSING:** Jaguars - Brunell 38-20-190, 0 TD, 2 INTs, Patriots - Bledsoe 33-20-178, 0 TD, 1 INT  
**RECEIVING:** Jaguars - Mitchell 7-63, McCardell 6-62, Smith 3-45, Stewart 2-8, Brown 1-10, Barlow 1-2, Patriots - Glenn 5-33, Jefferson 4-91, Byars 4-16, Martin 3-18, Meggett 3-15, Coates 1-5  
**SACKS:** Jaguars 2 (Davey 1, Simmons 0.5, Robinson 0.5), Patriots 1 (Slade 1)  
**INTERCEPTIONS:** Jaguars 1 (Beasley), Patriots 2 (Bruschi, Clay)

## 1997 AFC WILD CARD PLAYOFF

BRONCOS 42, JAGUARS 17  
DECEMBER 27, 1997 · MILE HIGH STADIUM

JACKSONVILLE JAGUARS (11-6)	0	7	10	0	—	17
DENVER BRONCOS (13-4)	14	7	0	21	—	42

The Jaguars returned to the site of their historic playoff upset over Denver a year earlier, but the outcome was not to be the same. The Broncos took a 21-0 lead early in the second quarter; however, the Jaguars closed the gap to 21-17 in the third quarter with a blocked punt returned for a touchdown and looked to make a rally. On the next series the defense forced a fumble, but the Jaguars could not capitalize as a fumbled snap at the Denver 16-yard line ended the Jaguars' momentum. The Broncos rolled up 511 yards on offense, 310 of them on the ground, and scored five rushing touchdowns in the game. The Jaguars held the ball for just 19:01, their lowest time of possession ever.

TEAM	QTR	TIME	SCORING PLAY	TEAM STATS	JAX	DEN
Den.	1	7:39	Davis 2 run (Elam kick)	First Downs	14	28
Den.	1	2:37	Smith 43 pass from Elway (Elam kick)	Total Yards	237	511
Den.	2	10:46	Davis 5 run (Elam kick)	Rushing Yards	50	310
Jax.	2	5:09	Means 1 run (Hollis kick)	Passing Yards	187	201
Jax.	3	13:33	Hollis 38 field goal	Att-Comp-Int	32-18-1	24-16-0
Jax.	3	9:16	Davis 29 blocked punt return (Hollis kick)	Third Downs	3-10	12-16
Den.	4	13:21	Loville 25 run (Elam kick)	Fourth Downs	0-1	1-1
Den.	4	3:43	Loville 8 run (Elam kick)	Punts-Avg.	4-29.5	3-33.0
Den.	4	1:11	Hebron 6 run (Elam kick)	Fumbles-Lost	1-1	3-2
				Penalties-Yards	9-54	9-94
				Possession	19:01	40:59

**Attendance:** 74,481 · **Temperature:** 27 degrees  
**RUSHING:** Jaguars - Means 10-40 (1 TD), Stewart 1-6, Brunell 3-4, Broncos - Davis 31-184 (2 TD), Loville 11-103 (2 TD), Hebron 6-23 (1 TD), Elway 1-0  
**PASSING:** Jaguars - Brunell 32-18-203, 0 TD, 1 INT, Broncos - Elway 24-16-223, 1 TD, 0 INT  
**RECEIVING:** Jaguars - McCardell 6-55, Smith 6-55, Stewart 3-46, Jones 1-37, Mitchell 1-7, Means 1-3, Broncos - Davis 4-11, Smith 3-99 (1 TD), McCaffrey 2-33, Green 2-32, Sharpe 2-29, Griffith 2-9, Loville 1-10  
**SACKS:** Jaguars 3 (Simmons 2, Hudson 1), Broncos 3 (Gordon 1, Price 1, Tanuvasa 1)  
**INTERCEPTIONS:** Jaguars 0, Broncos 1 (Gordon)



# PLAYOFF GAME SUMMARIES

## 1998 AFC WILD CARD PLAYOFF

JAGUARS 25, PATRIOTS 10  
JANUARY 3, 1999 - ALLTEL STADIUM

NEW ENGLAND PATRIOTS (9-8)	0	0	7	3	-	10
JACKSONVILLE JAGUARS (12-5)	6	6	0	13	-	25

The Jaguars hosted their first-ever home playoff game and defeated the Patriots to advance to the divisional playoffs. QB Mark Brunell returned as the starter after missing nearly three games with a high-ankle sprain. For the Patriots, QB Scott Zolak started for the injured QB Drew Bledsoe. The Patriots did not score on their eight first-half possessions. The Jaguars took advantage and scored on two K Mike Hollis field goals and a 13-yard run by RB Fred Taylor. New England scored 10 points before the Jaguars bounced back with 13 in the fourth quarter. Taylor's 162 yards rushing were the second-most in a postseason game in Jaguars' history, and his 33 attempts were the most. Hollis' four field goals without a miss extended his streak of consecutive field goals in the postseason to 12 and broke his postseason single-game record.

TEAM	QTR	TIME	SCORING PLAY	TEAM STATS	NE	JAX
Jax.	1	8:57	Hollis 35 field goal	First Downs	14	17
Jax.	1	2:01	Hollis 24 field goal	Total Yards	206	308
Jax.	2	5:58	Taylor 13 run (2-point run failed)	Rushing Yards	35	160
N.E.	3	4:27	Edwards 1 run (Vinatieri kick)	Passing Yards	171	148
N.E.	4	14:48	Vinatieri 27 field goal	Att-Comp-Int	44-21-1	34-14-0
Jax.	4	12:24	Smith 37 pass from Brunell (Hollis kick)	Third Downs	5-15	7-18
Jax.	4	5:52	Hollis 34 field goal	Fourth Downs	0-1	0-1
Jax.	4	1:44	Hollis 21 field goal	Punts-Avg.	8-47.3	6-44.8
				Fumbles-Lost	4-2	2-0
				Penalties-Yards	6-50	4-35
				Possession	28:00	32:00

Attendance: 71,139 · Temperature: 60 degrees

**RUSHING:** Jaguars - Taylor 33-162 (1 TD), Brunell 4-(-2), Patriots - Edwards 17-28 (1 TD), Shaw 1-4, Carter 1-3

**PASSING:** Jaguars - Brunell 34-14-161, 1 TD, 0 INT, Patriots - Zolak 44-21-190, 0 TD, 1 INT

**RECEIVING:** Jaguars - McCardell 6-72, Smith 5-56 (1 TD), Mitchell 1-22, D. Jones 1-8, Shelton 1-3, Patriots - Brown 4-46, Jefferson 4-30, Simmons 3-42, Edwards 3-33, Cullors 2-17, Coates 2-10, Carter 2-3, Purnell 1-9

**SACKS:** Jaguars 2 (Smeenge 1, Brackens 1), Patriots 2 (Spires 2)

**INTERCEPTIONS:** Jaguars 1 (Hudson), Patriots 0

## 1998 AFC WILD CARD PLAYOFF

JETS 34, JAGUARS 24  
JANUARY 10, 1999 - GIANTS STADIUM

JACKSONVILLE JAGUARS (12-6)	0	7	7	10	-	24
NEW YORK JETS (13-4)	7	10	14	3	-	34

The Jaguars' season ended in 26 degree temperatures in New York, with the Jets jumping out to a 17-0 lead and coasting to the win. Jacksonville's only first-half score was a 52-yard pass from QB Mark Brunell to WR Jimmy Smith on the final play. The Jaguars couldn't stop New York's WR Keyshawn Johnson, who scored both rushing and receiving and also intercepted a pass. With the score 31-24 late in the fourth quarter, Brunell, who threw three TDs and three interceptions, had a chance to tie the game late after a S Donovan Darius interception of QB Vinny Testaverde in the end zone. But the Jaguars went 3-and-out and the Jets added a field goal for their final points. Smith caught two TD passes and became the first Jaguar to have 100 receiving yards in a playoff game.

TEAM	QTR	TIME	SCORING PLAY	TEAM STATS	JAX	NYJ
NYJ	1	10:26	Johnson 21 pass from Testaverde (Hall kick)	First Downs	14	29
NYJ	2	10:35	Hall 52 field goal	Total Yards	251	429
NYJ	2	0:33	Johnson 10 run (Hall kick)	Rushing Yards	95	151
Jax.	2	0:00	Smith 52 pass from Brunell (Hollis kick)	Passing Yards	156	278
NYJ	3	9:13	Martin 1 run (Hall kick)	Att-Comp-Int	31-12-3	36-24-1
Jax.	3	8:08	McCardell 3 pass from Brunell (Hollis kick)	Third Downs	4-12	10-14
NYJ	3	2:16	Martin 1 run (Hall kick)	Fourth Downs	1-2	0-0
Jax.	4	9:58	Smith 19 pass from Brunell (Hollis kick)	Punts-Avg.	3-37.0	2-34.5
Jax.	4	6:38	Hollis 37 field goal	Fumbles-Lost	1-1	2-2
NYJ	4	0:24	Hall 30 field goal	Penalties-Yards	3-25	5-38
				Possession	20:44	39:16

Attendance: 78,817 · Temperature: 26 degrees

**RUSHING:** Jaguars - Taylor 20-86, Brunell 2-9, Jets - Martin 36-124 (2 TD), Johnson 2-28 (1 TD), Testaverde 1-(-1)

**PASSING:** Jaguars - Brunell 31-12-156, 3 TDs, 3 INTs, Jets - Testaverde 36-24-284, 1 TD, 1 INT

**RECEIVING:** Jaguars - Smith 5-104 (2 TD), McCardell 4-32 (1 TD), Mitchell 1-7, Banks 1-7, Jets - Johnson 9-121 (1 TD), Martin 6-58, Chrebet 4-45, Byars 2-11, Ward 1-18, Brady 1-17, Meggett 1-14

**SACKS:** Jaguars 1 (Hardy 1, Curry 1), Jets 0

**INTERCEPTIONS:** Jaguars 1 (Darius), Jets 3 (Brown, Johnson, Smith)

## 1999 AFC DIVISIONAL PLAYOFF

JAGUARS 62, DOLPHINS 7  
JANUARY 15, 2000 - ALLTEL STADIUM

MIAMI DOLPHINS (10-8)	0	7	0	0	-	7
JACKSONVILLE JAGUARS (15-2)	24	17	14	7	-	62

Scoring on their first five possessions, the Jaguars advanced to their second AFC Championship game in four seasons with a record-setting defeat of Miami, in what would be QB Dan Marino's final game. The 62 points scored were the second-most in NFL postseason history and the most scored in an AFC playoff game, and the 55-point margin of victory was the second-largest in NFL postseason history. QB Mark Brunell returned to action after missing the season finale with a knee injury. RB Fred Taylor ran 90 yards for a touchdown, the longest in NFL postseason history. QB Jay Fiedler connected with WR Jimmy Smith for a 70-yard touchdown to take a 48-7 lead. The Jaguars scored twice more in the game, on a touchdown catch by WR Alvis Whitted and a five-yard run by RB Chris Howard. The 62 points scored were the Jaguars' most ever.

TEAM	QTR	TIME	SCORING PLAY	TEAM STATS	MIA	JAX
Jax.	1	10:32	Smith 8 pass from Brunell (Hollis kick)	First Downs	10	21
Jax.	1	6:19	Hollis 45 field goal	Total Yards	131	520
Jax.	1	3:46	Taylor 90 run (Hollis kick)	Rushing Yards	21	257
Jax.	1	3:21	Brackens 16 fumble return (Hollis kick)	Passing Yards	110	263
Jax.	2	14:48	Taylor 39 pass from Brunell (Hollis kick)	Att-Comp-Int	41-16-2	20-12-1
Jax.	2	12:05	Stewart 25 run (Hollis kick)	Third Downs	2-13	8-16
Jax.	2	1:51	Hollis 28 field goal	Fourth Downs	0-2	0-0
Mia.	2	0:03	Gadsden 20 pass from Marino (Mare kick)	Punts-Avg.	9-39.6	5-39.0
Jax.	3	12:03	Smith 70 pass from Fiedler (Hollis kick)	Fumbles-Lost	6-5	1-1
Jax.	3	6:19	Whitted 38 pass from Fiedler (Hollis kick)	Penalties-Yards	9-88	7-51
Jax.	4	10:37	Howard 5 run (Hollis kick)	Possession	24:37	35:23

Attendance: 75,173 · Temperature: 57 degrees

**RUSHING:** Jaguars - Taylor 18-135 (1 TD), Stewart 11-62 (1 TD), Howard 15-54 (1 TD), Brunell 1-6, Shelton 1-0, Dolphins - Denson 6-10, Pritchett 2-10, Johnson 8-9, Hutton 1-(-8), Marino 1-0

**PASSING:** Jaguars - Brunell 9-5-105, 2 TDs, 0 INT; Fiedler 11-7-172, 2 TDs, 1 INT; Quinn 0-0-0, Dolphins - Marino 25-11-95, 1 TD, 2 INTs; Huard 16-5-46, 0 TD, 0 INT

**RECEIVING:** Jaguars - Smith 5-136 (2 TD), McCardell 4-52, Taylor 1-39 (1 TD), Whitted 1-38 (1 TD), Shelton 1-12, Dolphins - Gadsden 6-62 (1 TD), Konrad 3-30, McDuffie 2-19, Pritchett 2-7, Johnson 2-11, Drayton 1-2

**SACKS:** Jaguars 5 (Walker 2, Brackens 1, Leroy 1, Marts 1), Dolphins 2 (Bovens 1, Mixon 1)

**INTERCEPTIONS:** Jaguars 1 (Beasley), Dolphins 1 (Jackson)

## 1999 AFC CHAMPIONSHIP

TITANS 33, JAGUARS 14  
JANUARY 23, 2000 - ALLTEL STADIUM

TENNESSEE TITANS (16-3)	7	3	16	7	-	33
JACKSONVILLE JAGUARS (15-3)	7	7	0	0	-	14

The Jaguars' season came to a sudden end, as Tennessee defeated Jacksonville for the third time in the season. A record crowd of 75,206 saw the Jaguars get off to a fast start, with TE Kyle Brady scoring a touchdown on a seven-yard pass from QB Mark Brunell. The Titans responded with a nine-yard touchdown catch by WR Yancey Thigpen. Then the Jaguars took a 14-7 lead on a 33-yard TD run by RB James Stewart. But WR Reggie Barlow fumbled a punt that was recovered by the Titans and converted into a 34-yard field goal. The second half was all Tennessee, as the Titans scored 23 unanswered points and shut out the Jaguars. The Titans got a one-yard touchdown run by Steve McNair. Then came a safety of Mark Brunell, and on the free kick WR Derrick Mason returned the ball 80 yards for a touchdown. The Jaguars could not recover, as they had three turnovers in the last 16 minutes of the game. Tennessee scored once in the fourth quarter for the 33-14 final score.

TEAM	QTR	TIME	SCORING PLAY	TEAM STATS	TEN	JAX
Jax.	1	11:20	Brady 7 pass from Brunell (Hollis kick)	First Downs	17	20
Ten.	1	5:30	Thigpen 9 pass from McNair (Hollis kick)	Total Yards	289	360
Jax.	2	4:36	Stewart 33 run (Hollis kick)	Rushing Yards	177	144
Ten.	2	0:20	Del Greco 34 field goal	Passing Yards	112	216
Ten.	3	9:24	McNair 1 run (Del Greco kick)	Att-Comp-Int	23-14-1	38-14-2
Ten.	3	5:13	Brunell sacked by Evans and Fisk for safety	Third Downs	3-10	3-10
Ten.	3	4:56	Mason 80 free kick return (Del Greco kick)	Fourth Downs	0-0	0-2
Ten.	4	6:59	McNair 1 run (Del Greco kick)	Punts-Avg.	5-39.8	3-45.3
				Fumbles-Lost	5-3	5-4
				Penalties-Yards	5-39	9-100
				Possession	31:36	28:24

Attendance: 75,206 · Temperature: 68 degrees

**RUSHING:** Jaguars - Taylor 19-110, Stewart 3-35 (1 TD), Brunell 1-(-1), Titans - McNair 9-91 (2 TD), George 25-86

**PASSING:** Jaguars - Brunell 38-19-226, 1 TD, 2 INTs, Titans - McNair 23-14-112, 1 TD, 1 INT

**RECEIVING:** Jaguars - McCardell 6-67, Smith 5-92, Brady 5-44 (1 TD), Taylor 2-16, Jones 1-7, Titans - Harris 3-33, George 3-19, Byrd 2-19, Thigpen 2-16 (1 TD), Wycheck 2-12, Dyson 1-12, Neal 1-1

**SACKS:** Jaguars 1 (Brackens 1), Titans 3 (Bishop 1, Holmes 1, Evans 0.5, Fisk 0.5)

**INTERCEPTIONS:** Jaguars 1 (Bryant), Titans 2 (Mitchell, Robertson)





# PLAYOFF GAME SUMMARIES

## 2005 AFC WILD CARD PLAYOFF

PATRIOTS 28, JAGUARS 3  
JANUARY 7, 2006 · GILLETTE STADIUM

JACKSONVILLE JAGUARS (12-5)	0	3	0	0	—	3
NEW ENGLAND PATRIOTS (11-6)	0	7	14	7	—	28

The Jaguars returned to the postseason for the first time since 1999 but saw their season end at New England with a 28-3 loss to the Patriots. The Patriots began the scoring with a six-play, 37-yard drive that was capped off with an 11-yard touchdown pass from QB Tom Brady to WR Troy Brown. The Jaguars next drive was thwarted after 33 yards when RB Alvin Pearman lost a fumble at the Patriots' 44-yard line. After two punts, the Jaguars scored their only points on a K Josh Scobee 36-yard field goal with 1:05 remaining in the half. The Patriots erupted with back-to-back touchdown drives to start the second half. Each drive ended with Brady touchdown passes, the first to WR David Givens for three yards and the second for 63 yards to TE Benjamin Watson. On the Jaguars ensuing drive, QB Byron Leftwich was intercepted on fourth-and-five by DB Asante Samuel, who returned the pick 73 yards for a touchdown.

TEAM	QTR	TIME	SCORING PLAY	TEAM STATS	JAX	NE
N.E.	2	12:08	Brown 11 pass from Brady (Vinatieri kick)	First Downs	15	17
Jax.	2	1:05	Scobee 36 field goal	Total Yards	292	307
N.E.	3	7:13	Givens 3 pass from Brady (Vinatieri kick)	Rushing Yards	87	118
N.E.	3	3:03	Watson 63 pass from Brady (Vinatieri kick)	Passing Yards	205	189
N.E.	4	14:46	Samuel 73 interception return (Vinatieri kick)	Att-Comp-Int	39-21-1	27-15-0
				Third Downs	1-12	7-14
				Fourth Downs	1-4	0-1
				Punts-Avg.	5-41.8	5-39.2
				Fumbles-Lost	2-1	4-0
				Penalties-Yards	8-40	4-32
				Possession	29:34	30:28

Attendance: 68,756 · Temperature: 24 degrees

**RUSHING:** Jaguars - Leftwich 3-26, Taylor 8-24, G. Jones 2-15, Garrard 2-14, Pearman 2-8, Patriots - Faulk 6-51, Dillon 17-40, Davis 1-13, Brady 2-9, Pass 1-6, Cassel 1-(-1)

**PASSING:** Jaguars - Leftwich 31-18-179, 0 TDs, 1 INT; Garrard 8-3-68, 0 TDs, 0 INTs, Patriots - Brady 27-15-201, 3 TDs, 0 INTs

**RECEIVING:** Jaguars - M. Jones 6-94, Williams 4-56, Wilford 4-53, J. Smith 3-30, Taylor 3-13, Brady 1-1, Patriots - Watson 5-91 (1 TD), Faulk 4-45, Branch 2-3, Dillon 1-12, Brown 1-11 (1 TD), Givens 1-3 (1 TD), Davis 1-3

**SACKS:** Jaguars 4 (Smith 1, Peterson 1, Hayward 1, Meier 1), Patriots 6 (McGinest 4.5, Colvin 1, Seymour 0.5)

**INTERCEPTIONS:** Jaguars 0, Patriots 1 (Samuel [TD])

## 2007 AFC WILD CARD PLAYOFF

JAGUARS 31, STEELERS 29  
JANUARY 5, 2008 · HEINZ FIELD

JACKSONVILLE JAGUARS (12-5)	7	14	7	3	—	31
PITTSBURGH STEELERS (10-7)	7	0	3	19	—	29

The Jaguars got their first playoff win since the 1999 season and their first under head coach Jack Del Rio with a 31-29 victory, marking the first team to win twice in Pittsburgh in one season. The Jaguars held an 18-point lead at the start of the fourth quarter but trailed by one with six minutes to play. The Jaguars forced the Steelers to punt and QB David Garrard ran for 32 yards on fourth-and-2 with less than two minutes remaining. Four plays later K Josh Scobee hit the game-winning field goal from 25 yards. DE Bobby McCray sacked QB Ben Roethlisberger on the Steelers' next play and forced a fumble that was recovered by DT Derek Landri to seal the win.

TEAM	QTR	TIME	SCORING PLAY	TEAM STATS	JAX	PIT
Pit.	1	10:03	Davenport 1 run (Reed kick)	First Downs	14	24
Jax.	1	9:39	Taylor 1 run (Scobee kick)	Total Yards	239	340
Jax.	2	10:19	Mathis 63 int. (Scobee kick)	Rushing Yards	135	43
Jax.	2	8:34	Jones-Drew 43 pass from Garrard (Scobee kick)	Passing Yards	104	297
Pit.	3	9:24	Reed 28 field goal	Att-Comp-Int	21-9-2	42-29-3
Jax.	3	4:39	Jones-Drew 10 run (Scobee kick)	Third Downs	4-11	7-14
Pit.	4	14:53	Holmes 37 pass from Roethlisberger (Reed kick)	Fourth Downs	1-1	1-1
Pit.	4	10:25	Miller 14 pass from Roethlisberger (Reed kick)	Punts-Avg.	4-50.0	4-44.3
Pit.	4	6:21	Davenport 1 run (pass failed)	Fumbles-Lost	0-0	1-1
Jax.	4	0:37	Scobee 25 field goal	Penalties-Yards	6-40	5-50
				Possession	27:01	32:59

Attendance: 63,629 · Temperature: 39 degrees

**RUSHING:** Jaguars - Garrard 5-58, Taylor 16-48 (1 TD), Jones-Drew 8-29 (1 TD), Steelers - Davenport 16-25 (2 TDs), Roethlisberger 4-13, Davis 3-3, Russell 3-2

**PASSING:** Jaguars - Garrard 21-9-140, 1 TD, 2 INTs, Steelers - Roethlisberger 42-29-337, 2 TDs, 3 INTs

**RECEIVING:** Jaguars - Wilford 2-39, Williams 2-23, Lewis 2-16, Jones-Drew 1-43 (1 TD), Northcutt 1-17, Taylor 1-2, Steelers - Ward 10-135, Miller 8-85 (1 TD), Holmes 3-49 (1 TD), Davenport 2-23, Davis 2-14, Wilson 1-10, Washington 1-8, Spaeth 1-7, Russell 1-6

**SACKS:** Jaguars 6 (Mincey 1, McCray 1, Meier 1, Landri 1, Henderson 1, Spicer 1), Steelers 4 (Woodley 2, Harrison 1.5, Farrior 0.5)

**INTERCEPTIONS:** Jaguars 3 (Mathis 2 [TD], Landri), Steelers 2 (Farrior, Taylor)

## 2007 AFC DIVISIONAL PLAYOFF

PATRIOTS 31, JAGUARS 20  
JANUARY 12, 2008 · GILLETTE STADIUM

JACKSONVILLE JAGUARS (12-6)	7	7	3	3	—	20
NEW ENGLAND PATRIOTS (17-0)	7	7	14	3	—	31

The Jaguars ended their playoff run with a 31-20 loss to the Patriots at Gillette Stadium. The undefeated Patriots improved to 17-0 with the win. The Jaguars finished the first half with a 14-14 tie, but were outscored 14-3 in the third quarter by the Patriots. QB David Garrard led the Jaguars with two touchdowns but two costly drops in the endzone in the second half led to two Jaguars field goal.

TEAM	QTR	TIME	SCORING PLAY	TEAM STATS	JAX	NE
Jax.	1	10:50	M. Jones 8 pass from Garrard (Scobee kick)	First Downs	22	24
N.E.	1	5:01	Watson 3 pass from Brady (Gostkowski kick)	Total Yards	350	403
N.E.	2	14:57	Maroney 1 run (Gostkowski kick)	Rushing Yards	80	145
Jax.	2	7:46	Wilford 6 pass from Garrard (Scobee kick)	Passing Yards	270	258
N.E.	3	8:49	Welker 6 pass from Brady (Gostkowski kick)	Att-Comp-Int	33-22-1	28-26-0
Jax.	3	4:04	Scobee 39 field goal	Third Downs	4-10	6-10
N.E.	3	0:49	Watson 9 pass from Brady (Gostkowski kick)	Fourth Downs	2-3	1-1
Jax.	4	9:44	Scobee 25 field goal	Punts-Avg.	1-50.0	1-30.0
N.E.	4	6:39	Gostkowski 35 field goal	Fumbles-Lost	2-1	0-0
				Penalties-Yards	5-42	6-74
				Possession	27:18	32:42

Attendance: 68,756 · Temperature: 37 degrees

**RUSHING:** Jaguars - Taylor 13-47, Jones-Drew 6-19, Garrard 3-14, Patriots - Maroney 22-122 (1 TD), Welker 1-13, Faulk 4-9, Brady 2-1

**PASSING:** Jaguars - Garrard 33-22-278, 2 TDs, 1 INT, Patriots - Brady 28-26-262, 3 TDs, 0 INTs

**RECEIVING:** Jaguars - Jones-Drew 6-49, Lewis 4-74, Northcutt 4-42, M. Jones 3-48 (1 TD), Wilford 2-21 (1 TD), Williams 1-25, G. Jones 1-12, Smolko 1-7, Patriots - Welker 9-54 (1 TD), Faulk 5-36, Stallworth 3-68, Gaffney 3-26, Maroney 2-40, Watson 2-12 (2 TDs), Moss 1-14, Brady 1-12

**SACKS:** Jaguars 1 (Henderson 1), Patriots 1 (Warren 1)

**INTERCEPTIONS:** Jaguars 0, Patriots 1 (Harrison)

## 2017 AFC WILD CARD PLAYOFF

JAGUARS 10, BILLS 3  
JANUARY 7, 2018 · EVERBANK FIELD

BUFFALO BILLS (9-8)	0	3	0	0	-	3
JACKSONVILLE JAGUARS (11-6)	0	3	7	0	-	10

Playing in their first postseason game since the 2007 season – and their first at home since the 1999 season – the Jaguars won a gritty AFC Wild Card playoff game on the strength of their stingy defense. In a game that featured 17 punts, field position was key. The first three possessions by each team ended with a punt before the Jaguars got the first turnover of the day on CB Aaron Colvin's interception of QB Tyrod Taylor at the Buffalo 35 early in the second quarter. Unable to capitalize, Jacksonville punted again and Buffalo then put together its longest drive of the day, covering 71 yards in 18 plays and eating up 8:06 with K Stephen Hauschka's 31-yard field goal giving the Bills a 3-0 lead. On that drive the Bills had a 4th-and-1 from the 3-yard line but a neutral zone infraction gave them 1st-and-goal at the one. The Jacksonville defense, with the help of an offensive pass interference penalty, backed the Bills up to the 13 to force the field goal. The Jaguars' last possession of the quarter covered 27 yards in 6 plays with K Josh Lambo kicking a 44-yard field goal to tie it at the half. The Jaguars' best drive of the day came in the 3rd quarter when they methodically marched 86 yards in 15 plays – 12 runs and 3 passes – and used up 8:52, with QB Blake Bortles throwing a 1-yard touchdown pass to the back of the end zone to TE Ben Koyack on 4th-and-goal.

TEAM	QTR	TIME	SCORING PLAY	TEAM STATS	BUF	JAX
Buf	2	1:49	S. Hauschka 31 yd. Field Goal	First Downs	20	15
Jax.	2	0:02	Lambo 44 yd. Field Goal	Total Yards	263	230
Jax	3	0:42	Koyack 1 yd. pass from Bortles (Lambo)	Rushing Yards	130	155
				Passing Yards	133	75
				Att-Comp-Int	40-18-2	23-12-0
				Third Downs	7-18	2-12
				Fourth Downs	1-1	1-1
				Punts-Avg.	8-43.4	9-44.3
				Fumbles-Lost	1-0	3-0
				Penalties-Yards	5-52	5-34
				Possession	32:37	27:23

Attendance: 69,442 · Temperature: 53 degrees

**RUSHING:** Jaguars - B. Bortles 10-88, L. Fournette 21-57, M. Lee 1-5, C. Grant 1-3, C. Ivory 1-2 Bills - L. McCoy 19-75, T. Taylor 7-27, M. Tolbert 4-15, D. Thompson 1-9, N. Peterman 1-4

**PASSING:** Jaguars - Bortles 12-23-87 (TD) Bills - Taylor 17-37-134 (INT); Peterman 1-3-14 (INT)

**RECEIVING:** Jaguars - D. Westbrook 5-48, L. Fournette 3-21, M. Lewis 3-17, B. Koyack 1-1 Bills - L. McCoy 6-44, C. Clay 3-15, D. Thompson 2-23, N. O'Leary 2-22, Z. Jones 2-20, M. Tolbert 1-10, K. Benjamin 1-9, L. Thomas 1-5

**SACKS:** Jaguars - 2.0 (M. Jackson, M. Jack) Bills - 2.0 (L. Alexander, L. Johnson)

**INTERCEPTIONS:** Jaguars 2 (A. Colvin, J. Ramsey), Bills 0



# PLAYOFF GAME SUMMARIES

## 2017 AFC DIVISIONAL PLAYOFF

JAGUARS 45, STEELERS 42  
JANUARY 14, 2018 • HEINZ FIELD

JACKSONVILLE JAGUARS (12-6)	14	14	0	17	-	45
PITTSBURGH STEELERS (13-4)	0	14	7	21	-	42

The Jaguars advanced to the AFC Championship game with a thrilling 45-42 win in Pittsburgh after storming out to an early 21-0 lead. In a game which saw Jacksonville lead by 14 points five times, the Steelers kept coming back as QB Ben Roethlisberger threw for 469 yards and five touchdowns, including 311 yards and 3 TDs in the second half. The Jaguars converted a 4th-and-1 to cap their first drive with a touchdown, a 1-yard run by RB Leonard Fournette, before extending the lead to 14-0 on Fournette's 17-yard run. The Steelers went for it on 4th-and-1 on their ensuing drive and were stopped at the Jacksonville 25. The Jaguars then marched 75 yards in 11 plays with RB T.J. Yeldon giving them a 21-0 lead on a 4-yard run. LB Telvin Smith scored the Jaguars' next points, running 50 yards with a fumble forced when DE Yannick Ngakoue sacked Roethlisberger. Roethlisberger's touchdown passes of 23 yards to WR Antonio Brown and 36 yards to WR Martavis Bryant made it 28-14 at the half. The Steelers got within 7 on their initial drive of the third quarter, marching 77 yards in 10 plays with RB Le'Veon Bell catching a 19-yard scoring pass. In the fourth quarter Fournette's 3-yard touchdown run made it a 14-point game again at 35-21, but Pittsburgh responded with touchdowns on its final three possessions. They trailed by 7 at 42-35 with 2:18 remaining, but the Jaguars then recovered the onside kick to set up K Josh Lambo's 45-yard field goal which made it 45-35 with 1:45 left. Pittsburgh then drove 75 yards in 10 plays and scored on the game's final play.

TEAM	QTR	TIME	SCORING PLAY	TEAM STATS	JAX	PIT
Jax	1	10:40	Fournette 1 yd. run (Lambo kick)	First Downs	22	28
Jax	1	5:26	Fournette 18 yd. run (Lambo)	Total Yards	378	545
Jax	2	11:31	Yeldon 4 yd. run (Lambo)	Rushing Yards	164	83
Pit	2	8:20	Brown 23 yd. pass from Roethlisberger (Boswell)	Passing Yards	214	462
Jax	2	2:20	Smith 50 yd. fumble return (Lambo)	Att-Comp-Int	26-14-0	58-37-1
Pit	2	0:25	Bryant 36 yd. pass from Roethlisberger (Boswell)	Third Downs	8-14	7-16
Pit	3	9:09	Bell 19 yd. pass from Roethlisberger (Boswell)	Fourth Downs	1-1	4-6
Jax	4	10:34	Fournette 3 yd. run (Lambo kick)	Punts-Avg.	4-32.8	2-39.5
Pit	4	9:05	Brown 43 yd. pass from Roethlisberger (Boswell)	Fumbles-Lost	1-0	1-1
Jax	4	4:19	Bohanon 14 yd. pass from Bortles (Lambo)	Penalties-Yards	3-40	3-45
Pit	4	2:18	Bell 8 yd. run (Boswell kick)	Possession	28:50	31:10
Jax	4	1:45	Lambo 45 yd. Field Goal			
Pit	4	0:01	Smith-Schuster 4 yd. pass from Roethlisberger (Boswell)			

Attendance: 64,524 • Temperature: 18 degrees

**RUSHING:** Jaguars - L. Fournette 25-109, B. Bortles 5-35, T. Yeldon 5-20 Steelers - L. Bell 16-67, B. Roethlisberger 2-16

**PASSING:** Jaguars - Bortles 14-26-214 (TD) Steelers - Roethlisberger 37-58-469 (5 TDs, INT)

**RECEIVING:** Jaguars - T. Yeldon 3-57, M. Lee 3-28, L. Fournette 2-10, K. Cole 1-45, B. Koyack 1-21, J. O'Shaughnessy 1-19, T. Bohanon 1-14, A. Hurns 1-12, D. Westbrook 1-8 Steelers - V. McDonald 10-112, L. Bell 9-88, A. Brown 7-132, E. Rogers 5-42, J. Smith-Schuster 3-5, M. Bryant 2-78, J. James 1-12

**SACKS:** Jaguars - 2.0 (M. Dareus 1.0, Y. Ngakoue 1.0) Steelers - 0

**INTERCEPTIONS:** Jaguars - 1 (M. Jack) Steelers - 0

## JAGUARS ALL-TIME PLAYOFF LEADERS

Category	Player	Number	Games
Pass Attempts	Mark Brunell	244	8
Passing Yards	Mark Brunell	1,525	8
Passing TDs	Mark Brunell	10	8
Rushing Attempts	Fred Taylor	127	7
Rushing Yards	Fred Taylor	612	7
Rushing TDs	Leonard Fournette	4	3
Receptions	Keenan McCardell	41	8
Receiving Yards	Jimmy Smith	647	9
Receiving TDs	Jimmy Smith	7	9
Tackles	Kevin Hardy	72	8
Solo Tackles	Kevin Hardy	58	8
Sacks	Tony Brackens	4	7
Interceptions	Aaron Beasley	3	8
Passes Defensed	Aaron Beasley	7	8
Forced Fumbles	Tony Brackens	3	7
	Kevin Hardy	3	8
Points	Mike Hollis	70	8

## 2017 AFC CHAMPIONSHIP

PATRIOTS 24, JAGUARS 20  
JANUARY 21, 2018 • GILLETTE STADIUM

JACKSONVILLE JAGUARS (12-7)	0	14	3	3	-	20
NEW ENGLAND PATRIOTS (15-3)	3	7	0	14	-	24

The Jaguars led for most of the game including a 10-point lead in the fourth quarter, but two touchdown passes from QB Tom Brady to WR Danny Amendola in the final nine minutes gave the Patriots their third Super Bowl berth in four years. New England scored on its opening series with K Stephen Gostkowski's 31-yard field goal capping a 10-play drive. After punting on their initial series, the Jaguars put together back-to-back long touchdown drives, marching 76 yards in 7 plays and 77 in 10 to go up 14-3 on a QB Blake Bortles to TE Marcedes Lewis 4-yard pass and a RB Leonard Fournette 4-yard run. Near the end of the half the Patriots drove 85 yards in 6 plays to make it 14-10 on RB James White's 1-yard touchdown run. The Jaguars got the ball to start the second half and they extended their lead to 17-10 with K Josh Lambo's 54-yard field goal capping a 9-play drive. They added to the lead at 20-10 with another Lambo field goal - this time from 43 yards - at the start of the fourth quarter. Brady converted a 3rd-and-18 pass to Amendola and the duo then combined for a 14-yard completion to set up Amendola's 9-yard touchdown catch at the back of the end zone. Brady and Amendola teamed up again on a 4-yard touchdown pass with 2:48 left. The Jaguars' final drive ended with a failed 4th-and-15 at the New England 43, and New England then got one first down and ran out the clock.

TEAM	QTR	TIME	SCORING PLAY	TEAM STATS	JAX	NE
N.E.	1	9:21	Gostkowski 31 yd. Field Goal	First Downs	22	22
Jax	2	14:15	Lewis 4 yd. pass from Bortles (Lambo kick)	Total Yards	374	344
Jax	2	7:06	Fournette 4 yd. run (Lambo)	Rushing Yards	101	46
N.E.	2	0:55	White 1 yd. run (Gostkowski)	Passing Yards	273	298
Jax	3	10:23	Lambo 54 yd. Field Goal	Att-Comp-Int	36-23-0	39-27-0
Jax	4	14:52	Lambo 43 yd. Field Goal	Third Downs	6-15	3-12
N.E.	4	8:44	Amendola 9 yd. pass from Brady (Gostkowski)	Fourth Downs	0-1	1-1
N.E.	4	2:48	Amendola 4 yd. pass from Brady (Gostkowski)	Punts-Avg.	6-42.5	6-41.7
				Fumbles-Lost	1-0	1-1
				Penalties-Yards	6-98	1-10
				Possession	35:08	24:52

Attendance: 65,878 • Temperature: 48 degrees

**RUSHING:** Jaguars - L. Fournette 24-76, T. Yeldon 5-25, C. Grant 1-2, B. Bortles 2-2 Patriots - D. Lewis 9-34, R. Burkhead 1-5, J. White 3-04, D. Amendola 1-3, T. Brady 5-0

**PASSING:** Jaguars - Bortles 23-36-293 (TD) Patriots - Brady 26-38-290 (2 TDs), Amendola 1-1-20

**RECEIVING:** Jaguars - A. Hurns 6-80, M. Lee 4-41, C. Grant 3-59, K. Cole 2-37, L. Fournette 2-13, T. Yeldon 2-6, D. Westbrook 1-29, T. Bohanon 1-20, M. Lewis 1-4, J. O'Shaughnessy 1-4 Patriots - D. Amendola 7-84, D. Lewis 7-32, B. Cooks 6-100, J. White 3-22, C. Hogan 2-20, P. Dorsett 1-31, R. Gronkowski 1-21

**SACKS:** Jaguars - 3.0 (D. Fowler 2.0, M. Dareus 1.0) Patriots - 3.0 (K. Van Noy 1.0, T. Flowers 1.0, P. Chung 1.0)

**INTERCEPTIONS:** Jaguars 0, Patriots 0

## OVERALL PLAYOFF APPEARANCES



Seasons the Jaguars made the NFL Playoffs: 7 (1996, 1997, 1998, 1999, 2005, 2007 and 2017)

Total games in the NFL Playoffs: 14 (7-7)

Appearances in the AFC WILD CARD ROUND: 6 (4-2)



DATE	OPPONENT	RESULT	SCORE
12/28/1996	at Buffalo	WIN	30-27
12/27/1997	at Denver	LOSS	17-42
1/03/1999	vs. NEW ENGLAND	WIN	25-10
1/07/2006	at New England	LOSS	3-28
1/05/2008	at Pittsburgh	WIN	31-29
1/07/2018	vs. Buffalo	WIN	10-3

Appearances in the AFC DIVISIONAL ROUND: 5 (3-2)



DATE	OPPONENT	RESULT	SCORE
1/04/1997	at Denver	WIN	30-27
1/10/1999	at N.Y. Jets	LOSS	24-34
1/15/2000	vs. MIAMI	WIN	62-7
1/12/2008	at New England	LOSS	20-31
1/14/2018	at Pittsburgh	WIN	45-42

Appearances in the AFC CHAMPIONSHIP GAME: 3 (0-3)



DATE	OPPONENT	RESULT	SCORE
1/12/1997	at New England	LOSS	6-20
1/23/2000	vs. TENNESSEE	LOSS	14-33
1/21/2018	at New England	LOSS	20-24



# ATTENDANCE AND WEATHER RECORDS

## ANNUAL ATTENDANCE NUMBERS

Year	Home Total (Average)	Road Total (Average)	Total (Average)
2020	127,355 (15,919)#	34,324 (3,579)##	155,987 (9,749)
2019*	504,686 (63,086)	509,989 (63,749)	1,014,675 (63,417)
2018*	554,814 (69,352)	467,619 (58,452)	1,022,433 (63,902)
2017*	514,427 (64,303)	535,141 (66,893)	1,049,568 (65,598)
2016*	517,172 (64,467)	514,067 (64,258)	1,031,239 (64,492)
2015*	514,268 (64,284)	542,243 (67,781)	1,056,511 (66,032)
2014*	524,335 (65,541)	542,292 (67,786)	1,066,627 (66,664)
2013*	503,140 (62,892)	525,079 (65,634)	1,028,219 (64,263)
2012	519,872 (64,984)	490,698 (61,337)	1,010,570 (63,160)
2011	498,655 (62,331)	551,000 (68,875)	1,049,655 (65,603)
2010	504,262 (63,033)	557,341 (69,688)	1,061,603 (66,351)
2009	397,214 (49,652)	553,947 (69,243)	951,161 (59,448)
2008	522,778 (65,347)	531,535 (66,442)	1,054,313 (65,895)
2007	522,261 (65,283)	544,420 (68,053)	1,066,681 (66,668)
2006	534,866 (66,858)	569,186 (71,148)	1,104,052 (69,003)
2005	525,519 (65,690)	512,337 (64,042)	1,037,856 (64,866)
2004	555,464 (69,433)	496,092 (62,012)	1,051,556 (65,722)
2003	449,700 (56,213)	552,556 (69,070)	1,002,256 (62,641)
2002	450,216 (56,277)	525,010 (65,626)	975,226 (60,952)
2001	483,542 (60,443)	504,237 (63,030)	987,779 (61,736)
2000	482,510 (60,314)	509,447 (53,681)	991,957 (61,997)
1999	540,805 (67,601)	524,545 (65,568)	1,065,350 (66,584)
1998	561,472 (70,184)	490,956 (61,370)	1,052,428 (65,777)
1997	557,547 (69,693)	420,543 (52,568)	978,090 (61,130)
1996	533,533 (66,692)	382,383 (47,798)	915,916 (57,245)
1995	554,814 (69,352)	467,619 (58,452)	1,022,433 (63,902)

\* Includes home game at Wembley Stadium in London, U.K.  
# Jaguars home games were limited to 25 percent capacity due to COVID-19  
## Five of Jacksonville's eight road games had zero fans due to COVID-19

## EXTREME CONDITIONS

### WARMEST GAMES

Rk.	Date	Opponent	Result	Temp.
1.	Sept. 16, 2018	New England Patriots	W, 31-20	97
2.	Sept. 8, 2019	Kansas City Chiefs	L, 40-26	91
3.	Sept. 11, 2016	Green Bay Packers	L, 27-23	90
	Sept. 12, 2010	Denver Broncos	W, 24-17	90
5.	Sept. 26, 2010	Philadelphia Eagles	L, 28-3	89
	Sept. 23, 2018	Tennessee Titans	L, 9-6	89
7.	Oct. 7, 2012	Chicago Bears	L, 41-3	88
	Sept. 16, 2007	Atlanta Falcons	W, 13-7	88
	Sept. 20, 1998	at Tennessee Titans	W, 27-22	88
	Sept. 6, 1998	at Chicago Bears	W, 24-23	88
11.	Sept. 29, 2019	at Denver Broncos	W, 26-24	87
	Sept. 11, 2011	Tennessee Titans	W, 16-14	87
	Oct. 6, 2002	Philadelphia Eagles	W, 28-25	87
	Sept. 29, 2002	New York Jets	W, 28-3	87
	Sept. 8, 1996	Houston Texans	L, 34-27	87

### COLDEST GAMES

Rk.	Date	Opponent	Result	Temp.
1.	Dec. 17, 2000	at Cincinnati Bengals	L, 17-14	9
2.	Dec. 19, 2004	at Green Bay Packers	W, 28-25	12
3.	Jan. 3, 2010	at Cleveland Browns	L, 23-17	16
4.	Jan. 14, 2018*	at Pittsburgh Steelers	W, 45-42	18
5.	Dec. 7, 2008	at Chicago Bears	L, 23-10	19
6.	Dec. 31, 2017	at Tennessee Titans	L, 15-10	23
	Dec. 23, 2000	at New York Giants	L, 28-25	23
8.	Jan. 7, 2006	at New England Patriots	L, 28-3	24
9.	Dec. 14, 2003	at New England Patriots	L, 27-13	25
10.	Jan. 10, 1999*	at New York Jets	L, 34-24	26

\* Postseason game  
(All degrees in Fahrenheit)

## SINGLE-GAME ATTENDANCE RECORDS

The Jaguars have played at TIAA Bank Field, previously known as EverBank Field (2010-17), Jacksonville Municipal Stadium (1995-96, 2007-09) and Alltel Stadium (1997-2006), since the franchise's inaugural season in 1995. The stadium originally opened with a seating capacity of 73,000, which later expanded to 76,867. Since 2014, the Jaguars removed more than 12,000 seats as part of renovations to install a pool deck, end zone cabanas and upgraded club suites. The largest crowd ever at TIAA Bank Field was 85,413 for an NCAA football game between Florida State and Alabama on Sept. 29, 2007. The current capacity for Jaguars games is 67,164.

### HOME ATTENDANCE RECORDS (TIAA Bank Field)

Rk.	Date	Opponent	Result	Attendance
1.	Dec. 5, 2004	Pittsburgh Steelers	L, 17-16	76,877
2.	Jan. 23, 2000*	Tennessee Titans	L, 33-14	75,206
3.	Jan. 15, 2000*	Miami Dolphins	W, 62-7	75,173
4.	Dec. 28, 1998	Pittsburgh Steelers	W, 21-3	74,143
5.	Oct. 12, 1998	Miami Dolphins	W, 28-21	74,051
6.	Dec. 7, 1997	New England Patriots	L, 26-20	73,446
7.	Oct. 3, 2004	Indianapolis Colts	L, 24-17	73,114
8.	Sept. 22, 1997	Pittsburgh Steelers	W, 30-21	73,016
9.	Sept. 1, 1995	Houston Oilers	L, 10-3	72,363
10.	Nov. 15, 1998	Tampa Bay Buccaneers	W, 29-24	72,974

### ROAD ATTENDANCE RECORDS

Rk.	Date	Opponent	Result	Attendance
1.	Oct. 14, 2018	Dallas Cowboys	L, 40-7	90,767
2.	Oct. 1, 2006	Washington	L, 36-30 (OT)	89,450
3.	Oct. 31, 2010	Dallas Cowboys	W, 35-17	81,395
4.	Sept. 14, 2014	Washington	L, 41-10	80,037
5.	Sept. 19, 2011	New York Jets	L, 32-3	78,834
6.	Jan. 10, 1999*	New York Jets	L, 34-24	78,817
7.	Nov. 28, 2010	New York Giants	L, 24-20	78,533
8.	Nov. 3, 2002	New York Giants	L, 24-17	78,337
9.	Oct. 11, 1999	New York Jets	W, 16-6	78,216
10.	Nov. 8, 2015	New York Jets	L, 28-23	78,160

\* Postseason game

## INTERNATIONAL SERIES CROWDS

In 2007, the NFL International Series commenced with teams playing regular season games at Wembley Stadium in London, U.K. Jacksonville, which has participated in the International Series annually since 2013, has posted three of the top four NFL crowds at Wembley Stadium, including the venue's largest attendance for such an event on Oct. 28, 2018 vs. Philadelphia (85,870).

### NFL INTERNATIONAL SERIES ATTENDANCE RECORDS

Rk.	Date	Matchup/Result	Attendance
1.	Oct. 28, 2018	Philadelphia 24, Jacksonville 18	85,870
2.	Oct. 14, 2018	Seattle 27, Oakland 3	84,922
3.	Nov. 3, 2019	Houston 26, Jacksonville 3	84,771
4.	Sept. 24, 2017	Jacksonville 44, Baltimore 7	84,592
5.	Oct. 30, 2016	Washington 27, Cincinnati 27	84,448
6.	Oct. 1, 2017	New Orleans 20, Miami 0	84,423
7.	Oct. 21, 2018	L.A. Chargers 20, Tennessee 19	84,301
8.	Oct. 25, 2009	New England 35, Tampa Bay 7	84,254
9.	Oct. 25, 2015	Jacksonville 34, Buffalo 31	84,021
10.	Oct. 28, 2012	New England 45, St. Louis 7	84,004



# PRIME-TIME GAMES

## PRIME TIME BY DAY

### SUNDAY NIGHT (5-6)

Sept. 24, 1995 vs. Green Bay (TNT)	L	24-14
Dec. 15, 1996 vs. Seattle (ESPN)	W	20-13
Dec. 20, 1998 at Minnesota (ESPN)	L	50-10
Nov. 21, 1999 vs. New Orleans (ESPN)	W	41-23
Oct. 8, 2000 vs. Baltimore (ESPN)	L	15-10
Nov. 19, 2000 at Pittsburgh (ESPN)	W	34-24
Nov. 3, 2002 at New York Giants (ESPN)	L	24-17
Nov. 30, 2003 vs. Tampa Bay (ESPN)	W	17-10
Dec. 5, 2004 vs. Pittsburgh (ESPN)	L	17-16
Oct. 9, 2005 vs. Cincinnati (ESPN)	W	23-20
Oct. 5, 2008 vs. Pittsburgh (NBC)	L	26-21

### THURSDAY NIGHT (5-8)

Dec. 2, 1999 vs. Pittsburgh (ESPN)	W	20-6
Oct. 18, 2001 vs. Buffalo (ESPN)	L	13-10
Dec. 18, 2008 vs. Indianapolis (NFL Network)	L	31-24
Dec. 17, 2009 vs. Indianapolis (NFL Network)	L	35-31
Dec. 15, 2011 at Atlanta (NFL Network)	L	41-14
Nov. 8, 2012 vs. Indianapolis (NFL Network)	L	27-10
Dec. 5, 2013 vs. Houston (NFL Network)	W	27-20
Dec. 18, 2014 vs. Tennessee (NFL Network)	W	21-13
Nov. 19, 2015 vs. Tennessee (NFL Network)	W	19-13
Oct. 27, 2016 at Tennessee (NFL Network)	L	36-22
Dec. 6, 2018 at Tennessee (NFL Network)	L	30-9
Dec. 19, 2019 vs. Tennessee (NFL Network)	W	20-7
Sept. 24, 2020 vs. Miami (NFL Network)	L	31-13

### MONDAY NIGHT (8-7)

Sept. 22, 1997 vs. Pittsburgh (ABC)	W	30-21
Oct. 12, 1998 vs. Miami (ABC)	W	28-21
Dec. 28, 1998 vs. Pittsburgh (ABC)	W	21-3
Oct. 11, 1999 at New York Jets (ABC)	W	16-6
Dec. 13, 1999 vs. Denver (ABC)	W	27-24
Sept. 25, 2000 at Indianapolis (ABC)	L	43-14
Oct. 16, 2000 at Tennessee (ABC)	L	27-13
Dec. 3, 2001 vs. Green Bay (ABC)	L	28-21
Sept. 18, 2006 vs. Pittsburgh (ESPN)	W	9-0
Nov. 20, 2006 vs. New York Giants (ESPN)	W	26-10
Oct. 22, 2007 vs. Indianapolis (ESPN)	L	29-7
Dec. 1, 2008 at Houston (ESPN)	L	30-17
Oct. 18, 2010 vs. Tennessee (ESPN)	L	30-3
Oct. 24, 2011 vs. Baltimore (ESPN)	W	12-7
Dec. 5, 2011 vs. San Diego (ESPN)	L	38-14



RB James Robinson rushed 11 times for 46 yards and two TDs in his first prime-time contest in Week 3 at Miami.

## JAGUARS BY PRIME TIME

Jacksonville has played in 39 nationally-televised prime-time games in the franchise's 25-season history, posting a 18-21 (.461) record in prime-time contests.

In prime-time matchups, the Jaguars have gone **16-13** (.551) at home and **2-8** (.200) on the road. Jacksonville has played 10 of its last 13 and 18 of its last 22 prime-time contests at TIAA Bank Field.

The Jaguars own an **8-7** (.533) record on Monday Night Football, a **5-6** (.455) record on Sunday Night Football and a **5-8** (.385) record on Thursday Night Football.

Date	Opponent	Network	Result
Sept. 24, 2020	Miami	NFL Network	L, 31-13
Sept. 19, 2019	Tennessee*	NFL Network	W, 20-7
Dec. 6, 2018	at Tennessee*	NFL Network	L, 30-9
Oct. 27, 2016	at Tennessee*	NFL Network	L, 36-22
Nov. 19, 2015	Tennessee*	NFL Network	W, 19-13
Dec. 18, 2014	Tennessee*	NFL Network	W, 21-13
Dec. 5, 2013	Houston*	NFL Network	W, 27-20
Nov. 8, 2012	Indianapolis*	NFL Network	L, 27-10
Dec. 15, 2011	at Atlanta*	NFL Network	L, 41-14
<b>Dec. 5, 2011</b>	<b>San Diego</b>	<b>ESPN</b>	<b>L, 38-14</b>
<b>Oct. 24, 2011</b>	<b>Baltimore</b>	<b>ESPN</b>	<b>W, 12-7</b>
<b>Oct. 18, 2010</b>	<b>Tennessee</b>	<b>ESPN</b>	<b>L, 30-3</b>
Dec. 17, 2009	Indianapolis*	NFL Network	L, 35-31
Dec. 18, 2008	Indianapolis*	NFL Network	L, 31-24
<b>Dec. 1, 2008</b>	<b>at Houston</b>	<b>ESPN</b>	<b>L, 30-17</b>
Oct. 5, 2008	Pittsburgh #	NBC	L, 26-21
<b>Oct. 22, 2007</b>	<b>Indianapolis</b>	<b>ESPN</b>	<b>L, 29-4</b>
<b>Nov. 20, 2006</b>	<b>N.Y. Giants</b>	<b>ESPN</b>	<b>W, 26-10</b>
<b>Sept. 18, 2006</b>	<b>Pittsburgh</b>	<b>ESPN</b>	<b>W, 9-0</b>
Oct. 9, 2005	Cincinnati #	ESPN	W, 23-20
Dec. 5, 2004	Pittsburgh #	ESPN	L, 17-16
Nov. 30, 2003	Tampa Bay #	ESPN	W, 17-10
Nov. 3, 2002	at N.Y. Giants #	ESPN	L, 24-17
<b>Dec. 3, 2001</b>	<b>Green Bay</b>	<b>ABC</b>	<b>L, 28-21</b>
Oct. 18, 2001	Buffalo*	ESPN	L, 13-10
Nov. 19, 2000	at Pittsburgh #	ESPN	W, 34-24
<b>Oct. 16, 2000</b>	<b>at Tennessee</b>	<b>ABC</b>	<b>L, 27-13</b>
Oct. 8, 2000	Baltimore #	ESPN	L, 15-10
<b>Sept. 25, 2000</b>	<b>at Indianapolis</b>	<b>ABC</b>	<b>L, 43-14</b>
<b>Dec. 13, 1999</b>	<b>Denver</b>	<b>ABC</b>	<b>W, 27-24</b>
Dec. 2, 1999	Pittsburgh*	ESPN	W, 20-6
Nov. 21, 1999	New Orleans #	ESPN	W, 41-23
<b>Oct. 11, 1999</b>	<b>at N.Y. Jets</b>	<b>ABC</b>	<b>W, 16-6</b>
<b>Dec. 28, 1998</b>	<b>Pittsburgh</b>	<b>ABC</b>	<b>W, 21-3</b>
Dec. 20, 1998	at Minnesota #	ESPN	L, 50-10
<b>Oct. 12, 1998</b>	<b>Miami</b>	<b>ABC</b>	<b>W, 28-21</b>
<b>Sept. 22, 1997</b>	<b>Pittsburgh</b>	<b>ABC</b>	<b>W, 30-21</b>
Dec. 15, 1996	Seattle #	ESPN	W, 20-13
Sept. 24, 1995	Green Bay #	TNT	L, 24-14

**BOLD:** Monday night game

\* Thursday night game

# Sunday night game

YEAR	SEASON RECORD	PRIME TIME	NETWORK
1995	4-12	1	TNT
1996	9-7	1	ESPN
1997	11-5	1	ABC
1998	11-5	3	ESPN, ABC (2)
1999	14-2	4	ESPN (2), ABC (2)
2000	7-9	4	ABC (2), ESPN (2)
2001	6-10	2	ESPN, ABC
2002	6-10	1	ESPN
2003	5-11	1	ESPN
2004	9-7	1	ESPN
2005	12-4	1	ESPN
2006	8-8	2	ESPN (2)
2007	11-5	1	ESPN
2008	5-11	3	NBC, ESPN, NFL Network
2009	7-9	1	NFL Network
2010	8-8	1	ESPN
2011	5-11	3	ESPN (2), NFL Network
2012	2-14	1	NFL Network
2013	4-12	1	NFL Network
2014	3-13	1	NFL Network
2015	5-11	1	NFL Network
2016	3-13	1	NFL Network
2017	10-6	0	---
2018	5-11	1	NFL Network
2019	6-10	1	NFL Network
2020	1-15	1	NFL Network



# DUUUVAL

**OFFICIAL  
BEER SPONSOR  
OF THE NFL.**



**PROUD BEER SPONSOR**



**ENJOY RESPONSIBLY**

© 2021 Anheuser-Busch, Bud Light® Beer, St. Louis, MO



**RECORDS**

# TEAM RECORDS

## WINS / LOSSES

### Regular Season Record

177-239

### Home Record

107-101

### Road Record

70-138

### Most Consecutive Wins

1.	10/3/99 through 12/19/99	11
2.	11/24/96 through 9/22/97	8
3.	12/14/97 through 10/12/98	7
4.	12/18/05 through 9/18/06	5
	11/6/05 through 12/4/05	5
	9/6/98 through 10/12/98	5

### Most Consecutive Home Wins

1.	9/29/96 through 11/30/97	13
2.	10/17/99 through 9/17/00	7
3.	11/5/17 through 9/16/18	6
	12/18/05 through 11/5/06	6
	9/13/98 through 12/6/98	6

### Most Consecutive Road Wins

1.	9/19/99 through 12/19/99	7
2.	11/20/05 through 12/25/05	4
	12/14/97 through 9/27/98	4

### Most Consecutive Losses

1.	9/20/20 through 1/3/21	15
2.	12/2/12 through 10/27/13	13
3.	10/23/16 through 12/18/16	9
	12/15/13 through 10/12/14	9
5.	10/7/18 through 11/25/18	7
	9/30/12 through 11/18/12	7
	10/29/95 through 12/17/95	7

### Most Consecutive Home Losses

1.	9/20/20 through 12/27/20	7
	12/9/12 through 11/17/13	7
3.	9/16/12 through 11/8/12	5
	9/24/20 through 11/29/20	5
5.	Seven streaks tied, last:	4
	10/23/16 through 12/11/16	

### Most Consecutive Road Losses

1.	12/29/13 through 11/8/15	13
2.	10/21/12 through 10/13/13	10
	10/29/95 through 11/17/96	10
4.	12/22/19 through 1/3/21	9
	12/29/02 through 12/28/03	9

### Postseason Record

7-7

### Home Postseason Record

3-1

### Away Postseason Record

4-6

## SCORING

### Most Points Scored in a Season

1.	2017	417
2.	2007	411
3.	1999	396
4.	1997	394
5.	1998	392

### Most Points Scored in a Game

1.	12/13/15 vs. Indianapolis	51
2.	12/23/07 vs. Oakland	49
3.	12/3/00 vs. Cleveland	48
4.	12/17/17 vs. Houston	45
	11/1/98 at Baltimore	45

### Most Points Scored - First Quarter

1.	vs. Philadelphia (W, 38-21, 10/12/97)	21
2.	at New Orleans (L, 24-41, 11/4/07)	17
	vs. Tennessee (W, 40-13, 1/1/06)	17
	at Baltimore (L, 36-39, 9/10/00)	17
	at Tennessee (W, 30-24, 11/2/97)	17

### Most Points Scored - Second Quarter

1.	vs. Tampa Bay (W, 41-14, 12/11/11)	28
	at Baltimore (W, 45-19, 11/1/98)	28
3.	vs. Buffalo (W, 34-31, 10/25/15)	27
4.	vs. Houston (W, 45-7, 12/17/17)	24
5.	at Detroit (W, 38-14, 11/9/08)	21
	vs. Pittsburgh (W, 21-3, 9/9/01)	21

### Most Points Scored - Third Quarter

1.	vs. Seattle (W, 30-24, 12/10/17)	21
	vs. Indianapolis (W, 51-16, 12/13/15)	21
	vs. Oakland (W, 38-81, 12/12/10)	21
	vs. Cincinnati (W, 30-13, 11/11/01)	21
	vs. Cleveland (W, 48-0, 12/3/00)	21

### Most Points Scored - Fourth Quarter

1.	at Baltimore (W, 30-23, 11/28/99)	23
2.	vs. Indianapolis (W, 51-16, 12/13/15)	21
	vs. Houston (W, 37-17, 10/14/07)	21
	at Houston (W, 38-20, 12/24/05)	21
	vs. Indianapolis (L, 31-41, 12/10/95)	21

### Most Points Scored - First Half

1.	at Baltimore (W, 45-19, 11/1/98)	42
2.	vs. Houston (W, 45-7, 12/17/17)	31
3.	vs. Tampa Bay (W, 41-14, 12/11/11)	28
	vs. Oakland (W, 49-11, 12/23/07)	28
	vs. N.Y. Jets (W, 41-0, 10/8/06)	28

### Most Points Scored - Second Half

1.	vs. Indianapolis (W, 51-16, 12/13/15)	42
2.	vs. San Francisco (W, 41-3, 9/12/99)	35
3.	vs. Oakland (W, 38-31, 12/12/10)	31
4.	at Houston (W, 38-20, 12/24/05)	28
	vs. Cleveland (W, 48-0, 12/3/00)	28

### Fewest Points Scored in a Season

1.	2011	243
2.	2018	245
3.	2013	247
4.	2014	249
5.	2012	255

### Fewest Points Scored in a Game

1.	10/11/09 at Seattle	0
	12/26/04 vs. Houston	0
	12/17/95 at Detroit	0
4.	9/8/13 vs. Kansas City	2
5.	16 times, last:	3
	11/22/20 vs. Pittsburgh	

### Fewest Points Allowed in a Season

1.	1999	217
2.	2017	268
3.	2005	269
4.	2006	274
5.	2004	280



# TEAM RECORDS

## Fewest Points Allowed in a Game

1.	vs. Indianapolis (W, 6-0, 12/2/18)	0
	at Indianapolis (W, 27-0, 10/22/17)	0
	vs. New York Jets (W, 41-0, 10/8/06)	0
	vs. Pittsburgh (W, 9-0, 9/18/06)	0
	vs. Houston (W, 27-0, 12/7/03)	0
	vs. Cleveland (W, 48-0, 12/3/00)	0
	vs. Cincinnati (W, 13-0, 9/17/00)	0

## Most Points Allowed in a Season

1.	2020	492
2.	2013	449
3.	2015	448
4.	2012	444
5.	2010	419
6.	2014	412

## Most Points Allowed in a Game

1.	9/27/15 at New England	51
2.	12/20/98 at Minnesota	50
3.	11/12/95 vs. Seattle	47
4.	12/8/19 vs. Los Angeles Chargers	45
	09/22/13 at Seattle	45

## Most Points Allowed in First Quarter

1.	11/23/97 at Cincinnati	21
2.	9/8/19 vs. Kansas City	17
	10/15/17 vs. L.A. Rams	17
	12/29/13 at Indianapolis	17
	11/23/08 vs. Minnesota	17
	11/4/07 at New Orleans	17

## Most Points Allowed in Second Quarter

1.	10/25/98 at Denver	24
	10/27/16 at Tennessee	24
3.	Seven times, last:	21
	11/29/15 vs. San Diego	

## Most Points Allowed in Third Quarter

1.	11/24/19 at Tennessee	28
2.	12/27/20 vs. Chicago	21
3.	10/25/20 at L.A. Chargers	20
4.	Five times, last:	17
	10/4/20 at Cincinnati	

## Most Points Allowed in Fourth Quarter

1.	10/7/12 vs. Chicago	28
2.	12/20/98 at Minnesota	24
3.	Six times, last:	21
	12/24/17 at San Francisco	

## Most Points in a Game, Both Teams

1.	12/6/15; Jaguars (39) at Tennessee (42)	81
2.	11/18/12; Jaguars (37) at Houston (43)	80
3.	12/24/17; Jaguars (33) at San Francisco (44)	77
	11/12/95; Jaguars (30) vs. Seattle (47)	77

## Fewest Points in a Game, Both Teams

1.	12/2/18; Jaguars (6) vs. Indianapolis (0)	6
2.	9/18/06; Jaguars (9) vs. Pittsburgh (0)	9
	11/14/99; Jaguars (6) vs. Baltimore (3)	9
4.	9/18/05; Jaguars (3) at Indianapolis (10)	13
	9/19/04; Jaguars (7) vs. Denver (6)	13
	11/16/03; Jaguars (3) at Tennessee (10)	13
	9/17/00; Jaguars (13) vs. Cincinnati (0)	13
	9/3/95; Jaguars (3) vs. Houston (10)	13

## Most Points in the First Quarter, Both Teams

1.	11/4/07; Jaguars (17) at New Orleans (17)	34
2.	10/15/17; Jaguars (14) vs. L.A. Rams (17)	31
3.	11/23/97; Jaguars (7) at Cincinnati (21)	28
4.	9/8/19; Jaguars (7) vs. Kansas City (17)	24
	11/23/08; Jaguars (7) vs. Minnesota (17)	24
	11/2/97; Jaguars (17) at Tennessee (7)	24

## Most Points in the Second Quarter, Both Teams

1.	10/25/15; Jaguars (27) vs. Buffalo (10)	37
2.	12/11/11; Jaguars (28) vs. Tampa Bay (7)	35
	12/17/09; Jaguars (14) vs. Indianapolis (21)	35
4.	11/1/98; Jaguars (28) at Baltimore (6)	34
5.	10/25/98; Jaguars (7) at Denver (24)	31

## Most Points in the Third Quarter, Both Teams

1.	11/24/19; Jaguars (8) at Tennessee (28)	36
2.	10/25/20; Jaguars (15) at L.A. Chargers (20)	35
3.	12/10/17; Jaguars (21) vs. Seattle (10)	31
4.	12/31/06; Jaguars (14) at Kansas City (14)	28
	12/12/10; Jaguars (21) vs. Oakland (7)	28

## Most Points in the Fourth Quarter, Both Teams

1.	12/6/15; Jaguars (20) at Tennessee (21)	41
2.	12/23/00; Jaguars (15) at N.Y. Giants (21)	36
3.	12/24/17; Jaguars (14) at San Francisco (21)	35
	12/10/95; Jaguars (21) vs. Indianapolis (14)	35
5.	12/20/98; Jaguars (7) at Minnesota (24)	31

## Most Touchdowns Scored in a Season

1.	2007	50
2.	2017	47
	1998	47
4.	2015	44
5.	1997	43

## Most Touchdowns Scored in a Game

1.	vs. Indianapolis (W, 51-16, 12/13/15)	7
	vs. Oakland (W, 49-11, 12/23/07)	7
3.	Four times, last:	6
	at Tennessee (L, 42-39, 12/6/15)	

## Most Touchdowns Allowed in a Season

1.	2020	54
2.	2013	53
3.	2015	51
4.	2010	50
5.	2012	48

## Most Touchdowns Allowed in a Game

1.	11 times, last:	6
	vs. L.A. Chargers (L, 45-10, 12/8/19)	

## Most Extra Points Scored in a Season

1.	2007	46
2.	1998	45
3.	2010	41
	2006	41
	1997	41

## Most Extra Points Scored in a Game

1.	12/23/07 vs. Oakland	7
2.	Four times, last:	6
	12/17/17 vs. Houston	

## Most Extra Points Allowed in a Season

1.	2013	53
2.	2020	51
3.	2015	48
	2010	48
5.	2012	46





# TEAM RECORDS

## Most Extra Points Allowed in a Game

1.	Nine times, last: 12/8/19 at Tennessee	6
----	---	---

## Most Two-Point Conversions Scored in a Season

1.	1996	5
2.	1999, 2004, 2019	4

## Most Two-Point Conversions Scored in a Game

1.	11/28/99 at Baltimore	2
	10/25/20 at L.A. Chargers	2

## Most Two-Point Conversions Allowed in a Season

1.	2007	3
2.	Seven times, last: 2019	2

## Most Two-Point Conversions Allowed in a Game

1.	In 25 games	1
----	-------------	---

## Most Field Goals Scored in a Season

1.	2019	33
2.	1999	31
	1997	31
4.	2017	30
	1996	30

## Most Field Goals Scored in a Game

1.	Five times, last: 10/10/10 at Buffalo	5
----	--	---

## Most Field Goals Allowed in a Season

1.	2016	38
2.	2012	36
3.	2020	31
	2014	31
5.	1998	30
	2015	30

## Most Field Goals Allowed in a Game

1.	12/1/02 vs. Pittsburgh	6
2.	10/8/00 vs. Baltimore	5
	9/22/96 at New England	5

## Most Defensive TDs in a Season

1.	2017	7
2.	1999	4
3.	2015	3
	2014	3
	2011	3
	2008	3
	2007	3

## Most Defensive TDs in a Game

1.	10/8/17 at Pittsburgh	2
	10/25/15 vs. Buffalo	2
	11/30/14 vs. New York Giants	2
	12/11/11 vs. Tampa Bay	2
	9/12/99 vs. San Francisco	2
2.	34 times, last: 12/6/20 vs. Minnesota	1

## Most Opponent Defensive TDs in a Season

1.	2015	7
2.	2014	5
	2012	5
4.	1996	4
	2004	4
	2013	4

## Most Opponent Defensive TDs in a Game

1.	12/17/06 at Tennessee	3
2.	10/26/14 vs. Miami	2
	12/30/12 at Tennessee	2
	10/7/12 vs. Chicago	2
	10/12/03 vs. Miami	2
	11/22/98 at Pittsburgh	2

## Most Special Teams Return TDs in a Season

1.	1999	2
2.	14 seasons, last: 2020	1

## Most Special Teams Return TDs in a Game

1.	16 times, last: 11/15/20 at Green Bay	1
----	--	---

## Largest Margin of Victory

1.	12/3/00 vs. Cleveland (48-0)	48
2.	10/8/06 vs. New York Jets (41-0)	41
3.	12/17/17 vs. Houston (45-7)	38
	12/23/07 vs. Oakland (49-11)	38
	9/12/99 vs. San Francisco (41-3)	38

## Largest Margin of Defeat

1.	12/17/95 at Detroit (44-0)	44
2.	10/11/09 at Seattle (41-0)	41
3.	12/20/98 at Minnesota (50-10)	40
4.	10/7/12 at Chicago (41-3)	38
5.	12/8/19 vs. Los Angeles Chargers (45-10)	35

## Longest Scoring Drive (Yards)

1.	10/8/17 at Pittsburgh (3 plays, TD)	98
	10/31/99 at Cincinnati (9 plays, TD)	98
3.	11/11/18 at Indianapolis (5 plays, TD)	97
	9/3/00 at Cleveland (15 plays, TD)	97
5.	Three times, last: 12/5/17 vs. Cincinnati (15 plays, TD)	96

## Longest Scoring Drive (Plays)

1.	12/16/07 at Pittsburgh (74 yards, TD)	20
2.	Six times, last: 10/20/13 vs. San Diego (68 yards, FG)	18

## Longest Scoring Drive (Time)

1.	9/21/08 at Indianapolis (18 plays, 82 yds., FG)	12:18
2.	9/23/07 at Denver (18 plays, 80 yds., TD)	11:44
3.	12/2/07 at Indianapolis (16 plays, 84 yds., TD)	11:10
4.	10/7/07 at Kansas City (18 plays, 77 yds., FG)	10:55
5.	09/29/19 at Denver (16 plays, 75 yards, TD)	10:24

## POSSESSION / FIRST DOWNS

### Highest Time of Possession

1.	12/17/06 at Tennessee	44:22
2.	10/18/09 vs. St. Louis	42:12
3.	11/14/04 vs. Detroit	41:44

### Highest Opponent Time of Possession

1.	9/16/12 vs. Houston	43:17
2.	12/28/14 at Houston	39:48
3.	11/1/09 at Tennessee	39:43

### Lowest Time of Possession

1.	9/16/12 vs. Houston	16:43
2.	12/28/14 at Houston	20:12
3.	11/1/09 at Tennessee	20:17

### Lowest Opponent Time of Possession

1.	12/17/06 at Tennessee	15:38
2.	10/18/09 vs. St. Louis	17:48
3.	11/14/04 vs. Detroit	18:16



# TEAM RECORDS

## Most First Downs - Season

1.	2017	332
2.	1999	331
3.	2010	330
4.	2007	328
5.	1995	325

## Most First Downs - Game

1.	10/20/96 at St. Louis	36
2.	10/18/09 vs. St. Louis	33
3.	12/24/17 at San Francisco	32
4.	Four times, last: 9/20/20 at Tennessee	30

## Fewest First Downs - Season

1.	2011	251
2.	2012	269
3.	2014	271
	2013	271
5.	2002	275

## Fewest First Downs - Game

1.	12/30/18 at Houston	6
	12/26/04 vs. Houston	6
3.	9/14/14 at Washington	8
	9/19/04 vs. Denver	8

## Most First Downs Allowed - Season

1.	2020	394
2.	2012	364
3.	2015	362
4.	2013	353
5.	2019	340

## Most First Downs Allowed - Game

1.	11/18/12 at Houston	39
2.	9/27/15 at New England	35
3.	9/14/14 at Washington	32
	11/4/07 at New Orleans	32
4.	Two times; last: 12/6/20 at Minnesota	30

## Fewest First Downs Allowed - Season

1.	1999	248
2.	2000	252
3.	2017	257
4.	2006	259
5.	2011	272

## Fewest First Downs Allowed - Game

1.	12/3/00 vs. Cleveland	2
2.	12/17/06 at Tennessee	5
3.	12/7/03 vs. Houston	7
4.	Three times, last: 11/5/17 vs. Cincinnati	8

## Most First Downs, Both Teams - Game

1.	12/24/17, Jacksonville (32) at San Francisco (26)	58
2.	11/18/12, Jacksonville (17) at Houston (39) (OT)	56
3.	10/7/18, Jacksonville (29) at Kansas City (26)	55
4.	9/9/20, Jacksonville (30) at Tennessee (23)	53
	10/4/20, Jacksonville (25) at Cincinnati (28)	53

## Fewest First Downs, Both Teams - Game

1.	11/14/99, Jaguars (9) vs. Baltimore (13)	22
2.	11/27/11, Jaguars (14) vs. Houston (9)	23
3.	9/3/95, Jaguars (10) vs. Houston (14)	24

## Most First Downs Rushing - Season

1.	2010	148
2.	2007	127
	2006	127
4.	2003	118
5.	1999	116

## Most First Downs Rushing - Game

1.	12/5/10 at Tennessee	16
	12/10/06 vs. Indianapolis	16
3.	1/2/11 at Houston	15
	11/28/10 at New York Giants	15
	12/3/00 vs. Cleveland	15

## Fewest First Downs Rushing - Season

1.	2015	69
2.	2013	71
3.	2016	75
4.	2012	76
5.	2020	80
6.	2001, 2019	85

## Fewest First Downs Rushing - Game

1.	9/29/13 vs. Indianapolis	0
2.	12 times, last: 10/13/19 vs. New Orleans	1

## Most First Downs Passing - Season

1.	2015	215
2.	1996	208
3.	2016	207
4.	2020	205
5.	1999	194

## Most First Downs Passing - Game

1.	10/20/96 at St. Louis	24
2.	9/16/18 vs. New England	22
	10/27/16 at Tennessee	22

## Fewest First Downs Passing - Season

1.	2011	122
2.	2006	147
3.	1998	153
4.	2014	154
	1995	154

## Fewest First Downs Passing - Game

1.	12/26/04 vs. Houston	2
	12/16/18 vs. Washington	2

## Most First Downs, Penalty - Season

1.	2016	39
2.	2017	38
3.	2012	36
4.	2005	34
5.	2014	31

## Most First Downs, Penalty - Game

1.	12/5/13 vs. Houston	7
	12/2/12 at Buffalo	7
3.	11/25/18 at Buffalo	6
	11/15/15 at Baltimore	6

## Fewest First Downs, Penalty - Season

1.	2002	14
2.	2009	16
	2000	16
4.	1997	18
5.	2006	19



# TEAM RECORDS

## TOTAL NET YARDS

### Most Net Yards Gained - Season

1.	2017	5,855
2.	1996	5,760
3.	2007	5,719
4.	2000	5,690
5.	1999	5,586

### Most Net Yards Gained - Game

1.	10/20/96 at St. Louis	538
2.	9/20/98 vs. Baltimore	519
3.	10/22/17 at Indianapolis	518
4.	10/6/19 at Carolina	507
5.	9/30/18 vs. N.Y. Jets	503

### Fewest Net Yards Gained - Season

1.	2011	4,149
2.	1995	4,495
3.	2014	4,634
4.	2013	4,701
5.	2012	4,788

### Fewest Net Yards Gained - Game

1.	9/16/12 vs. Houston	117
2.	12/30/18 at Houston	119
3.	12/26/04 vs. Houston	126
4.	11/14/99 vs. Baltimore	132
5.	9/3/95 vs. Houston	146

### Most Net Yards Allowed - Season

1.	2020	6,683
2.	2012	6,088
3.	2013	6,070
4.	2019	6,007
5.	2015	6,000

### Most Net Yards Allowed - Game

1.	11/18/12 at Houston	653
2.	11/4/07 at New Orleans	538
3.	12/27/15 at New Orleans	537
4.	9/25/00 at Indianapolis	533
5.	9/21/14 vs Indianapolis	529

### Fewest Net Yards Allowed - Season

1.	1999	4,334
2.	2006	4,538
3.	2017	4,578
4.	2005	4,655
5.	2003	4,657

### Fewest Net Yards Allowed - Game

1.	12/3/00 vs. Cleveland	53
2.	12/17/06 at Tennessee	98
3.	12/7/03 vs. Houston	124
4.	10/24/11 vs. Baltimore	146
5.	11/5/17 vs. Cincinnati	148

### Most Net Yards Gained, Both Teams - Season

1.	2020	11,901
2.	2015	11,581
3.	2019	11,475
4.	2010	11,409
5.	2009	11,022

### Most Net Yards Gained, Both Teams - Game

1.	11/18/12, Jaguars (458) at Houston (653)	1,111
2.	11/4/07, Jaguars (432) at New Orleans (538)	970
3.	10/6/19, Jaguars (507) at Carolina (445)	952
4.	12/27/15, Jaguars (412) at New Orleans (537)	949
5.	10/4/20, Jaguars (439) at Cincinnati (505)	943

### Fewest Net Yards Gained, Both Teams - Season

1.	2011	9,157
2.	2005	9,804
3.	2018	9,815
4.	2001	9,910
5.	1999	9,920

### Fewest Net Yards Gained, Both Teams - Game

1.	10/24/11, Jaguars (205) vs. Baltimore (146)	351
2.	11/14/99, Jaguars (132) vs. Baltimore (242)	374
3.	9/3/95, Jaguars (146) vs. Houston (240)	386
4.	10/3/99, Jaguars (204) at Pittsburgh (216)	420
5.	12/23/18, Jaguars (244) at Miami (183)	427

## PASSING

### Most Net Yards Passing - Season

1.	1996	4,110
2.	2015	4,108
3.	2019	3,760
4.	2016	3,728
5.	1997	3,704

### Most Net Yards Passing - Game

1.	10/20/96 at St. Louis	420
2.	9/22/96 at New England (OT)	413
3.	10/7/18 at Kansas City	401
4.	12/24/17 at San Francisco	380
5.	9/30/18 vs. N.Y. Jets	377

### Fewest Net Yards Passing - Season

1.	2011	2,179
2.	2002	2,762
3.	1995	2,790
4.	2006	2,882
5.	2014	3,001

### Fewest Net Yards Passing - Game

1.	12/16/18 vs. Washington	20
2.	12/26/04 vs. Houston	31
3.	9/3/95 vs. Houston	45
4.	9/16/12 vs. Houston	52
5.	9/26/10 vs. Philadelphia	52

### Most Net Yards Passing Allowed - Season

1.	2015	4,291
2.	2020	4,231
3.	2010	4,004
4.	2013	3,962
5.	2014	3,899

### Most Net Yards Passing Allowed - Game

1.	11/18/12 at Houston	504
2.	9/25/00 at Indianapolis	440
3.	11/4/07 at New Orleans	435
4.	12/27/15 at New Orleans	402
5.	11/17/13 vs. Arizona	402

### Fewest Net Yards Passing Allowed - Season

1.	2017	2,718
2.	1999	2,890
3.	2005	2,946
4.	2006	3,078
5.	2018	3,113

### Fewest Net Yards Passing Allowed - Game

1.	12/3/00 vs. Cleveland	-9
2.	10/8/06 vs. New York Jets	45
3.	9/24/17 vs. Baltimore	52
4.	12/7/03 vs. Houston	54
5.	12/17/06 at Tennessee	57



# TEAM RECORDS

## Most Net Yards Passing, Both Teams - Season

1.	2015	8,399
2.	2020	7,930
3.	2019	7,538
4.	1996	7,414
5.	2013	7,403

## Most Net Yards Passing, Both Teams - Game

1.	11/18/12, Jaguars (372) at Houston (504)	876
2.	11/4/07, Jaguars (344) at New Orleans (435)	779
3.	12/27/15, Jaguars (347) at New Orleans (402)	749
4.	9/8/19, Jaguars (347) vs. Kansas City (378)	725
5.	10/7/18, Jaguars (401) at Kansas City (298)	699

## Fewest Net Yards Passing, Both Teams - Season

1.	2011	5,520
2.	2006	5,960
3.	2002	6,026
4.	2005	6,136
5.	2018	6,222

## Fewest Net Yards Passing, Both Teams - Game

1.	9/3/95, Jaguars (45) vs. Houston (80)	125
2.	12/26/04, Jaguars (31) vs. Houston (114)	145
3.	12/18/18, Jaguars (20) vs. Washington (136)	156
4.	10/8/16, Jaguars (131) vs. Washington (45)	176
5.	10/3/99, Jaguars (80) at Pittsburgh (99)	179

## Most Gross Yards Passing - Season

1.	2015	4,428
2.	1996	4,367
3.	2019	4,023
4.	2020	3,955
5.	2000	3,947

## Most Gross Yards Passing - Game

1.	9/22/96 at New England (OT)	432
2.	10/7/18 at Kansas City	430
3.	10/20/96 at St. Louis	421
4.	9/30/18 vs. N.Y. Jets	388
5.	9/10/00 at Baltimore	386

## Fewest Gross Yards Passing - Season

1.	2011	2,510
2.	2002	3,019
3.	2006	3,060
4.	1995	3,144
5.	2004	3,315

## Fewest Gross Yards Passing - Game

1.	12/26/04 vs. Houston	54
2.	12/16/18 vs. Washington	57
3.	9/3/95 vs. Houston	69
4.	12/8/02 vs. Cleveland	73
5.	9/16/12 vs. Houston	76

## Most Gross Yards Passing Allowed - Season

1.	2015	4,528
2.	2020	4,322
3.	2010	4,193
4.	2013	4,187
5.	2014	4,174

## Most Gross Yards Passing Allowed - Game

1.	11/18/12 at Houston	527
2.	11/4/07 at New Orleans	445
3.	9/25/00 at Indianapolis	440
4.	11/17/13 vs. Arizona	419
5.	12/27/15 at New Orleans	412

## Fewest Gross Yards Passing Allowed - Season

1.	2017	3,074
2.	2005	3,223
3.	1999	3,263
4.	2006	3,278
5.	2018	3,354

## Fewest Gross Yards Passing Allowed - Game

1.	12/3/00 vs. Cleveland	33
2.	9/24/17 vs. Baltimore	64
3.	10/8/06 vs. New York Jets	71
	12/7/03 vs. Houston	71
5.	9/9/07 vs. Tennessee	78

## Most Passing Attempts - Season

1.	2016	626
2.	2020	616
3.	2015	607
4.	2013	592
5.	2019	589

## Most Passing Attempts - Game

1.	10/7/18 at Kansas City	61
2.	12/13/20 vs. Tennessee	54
	10/27/16 at Tennessee	54
	10/10/04 at San Diego	54
5.	10/18/15 vs. Houston	53

## Fewest Passing Attempts - Season

1.	2006	446
2.	2002	462
3.	1998	463
4.	Three times:	469
	2007, 2010, 2011	

## Fewest Passing Attempts - Game

1.	10/13/02 at Tennessee	13
2.	10/8/17 at Pittsburgh	14
	12/10/06 vs. Indianapolis	14
	12/8/02 vs. Cleveland	14
5.	9/29/02 vs. N.Y. Jets	15

## Most Passing Attempts, Opponent - Season

1.	2015	602
2.	1998	577
3.	2016	551
	2013	551
5.	2001	544

## Most Passing Attempts, Opponent - Game

1.	12/5/13 vs. Houston	58
2.	10/8/17 at Pittsburgh	55
	11/18/12 at Houston	55
4.	12/2/18 vs. Indianapolis	52
5.	11/10/02 vs. Washington	51

## Fewest Passing Attempts, Opponent - Season

1.	2000	458
2.	2008	465
3.	2005	482
4.	2004	497
5.	2018	499

## Fewest Passing Attempts, Opponent - Game

1.	1/3/10 at Cleveland	11
2.	12/30/12 at Tennessee	15
	12/17/06 at Tennessee	15
4.	Three times, last:	16
	10/1/00 vs. Pittsburgh	



# TEAM RECORDS

## Most Pass Completions - Season

1.	2020	387
2.	2016	369
3.	2019	364
4.	2013	361
5.	2015	355

## Most Pass Completions - Game

1.	10/20/96 at St. Louis	37
2.	10/10/04 at San Diego	36
3.	10/7/18 at Kansas City	33
	10/27/17 at Tennessee	33
	11/17/19 at Indianapolis	33

## Fewest Pass Completions - Season

1.	2011	240
2.	2006	266
3.	2002	268
4.	1998	269
5.	1995	275

## Fewest Pass Completions - Game

1.	10/13/02 at Tennessee	7
	10/28/07 at Tampa Bay	7
2.	3 times, last:	8
	10/8/17 at Pittsburgh	

## Most Pass Completions, Opponent - Season

1.	2015	390
2.	2020	370
3.	2014	355
4.	2013	354
	2001	354

## Most Pass Completions, Opponent - Game

1.	11/18/12 at Houston	43
2.	9/13/20 vs. Indianapolis	36
3.	11/4/07 at New Orleans	35
4.	11/15/15 at Baltimore	34
	10/31/10 at Dallas	34

## Fewest Pass Completions, Opponent - Season

1.	2000	258
2.	2005	285
3.	2017	289
4.	1996	290
5.	1999	291

## Fewest Pass Completions, Opponent - Game

1.	1/3/10 at Cleveland	7
	12/3/00 vs. Cleveland	7
	11/17/96 at Pittsburgh	7

## Most Touchdown Passes - Season

1.	2015	35
2.	2007	28
3.	2010	26
4.	2020	25
5.	Three times:	24
	1998, 2016, 2019	

## Most Touchdown Passes - Game

1.	12/6/15 at Tennessee	5
2.	Nine times, last:	4
	9/16/18 vs. New England	

## Most Touchdown Passes, Opponent - Season

1.	2020	34
2.	2013, 2015	29
3.	1995, 2009, 2010	28

## Most Touchdown Passes, Opponent - Game

1.	9/22/13 at Seattle	5
	11/18/12 at Houston	5
	9/10/00 at Baltimore	5
	12/26/99 at Tennessee	5
2.	12 times, last:	4
	9/9/20 at Tennessee	

## Most Interceptions Thrown - Season

1.	2013, 2019	21
2.	1996	20
3.	2015, 2014	18

## Most Interceptions Thrown - Game

1.	10/20/96 at St. Louis	5
2.	Seven times, last:	4
	11/22/20 vs. Pittsburgh	

## Fewest Interceptions Thrown - Season

1.	2005	6
2.	2007, 2019	8
3.	1997, 2002	9
4.	2009	10

## Most Interceptions Thrown, Opponent - Season

1.	2017	21
2.	2006, 2007	20
3.	1999, 2005	18
4.	2011	17
5.	2004	16

## Most Interceptions Thrown, Opponent - Game

1.	10/8/17 at Pittsburgh	5
2.	10/31/10 at Dallas	4

## Fewest Interceptions Thrown, Opponent - Season

1.	2014	6
2.	2016	7
3.	2015	9
4.	2019	10
5.	2013, 2018	11

## Most Times Sacked - Season

1.	2014	71
2.	2001	63
3.	1995	57
4.	2000	54
5.	2018	53

## Most Times Sacked - Game

1.	9/14/14 at Washington	10
2.	1/3/16 at Houston	8
	12/14/14 at Baltimore	8
	12/16/01 at Cleveland	8
	12/9/01 at Cincinnati	8

## Most Times Sacked, Opponent - Season

1.	1999	57
2.	2017	55
3.	1997	48
4.	2005, 2019	47

## Most Times Sacked, Opponent - Game

1.	9/10/17 at Houston	10
	10/22/17 at Indianapolis	10
3.	9/19/19 vs. Tennessee	9
	11/7/99 at Atlanta	9



# TEAM RECORDS

## Fewest Times Sacked - Season

1.	2017	24
2.	2003	28
3.	2006	30
4.	2007	31
5.	2004, 2005	32

## Fewest Times Sacked, Opponent - Season

1.	2009	14
2.	1995	17
3.	2020	18
4.	2012	20
5.	2003	24

## Most Consecutive Games with a Passing TD

1.	12/18/14 vs. Ten. - 12/27/15 at N.O.	17
2.	9/10/95 at Cin. - 12/10/95 vs. Indianapolis	13
3.	11/30/03 vs. T.B. - 10/24/04 at Ind.	12

## Most Consecutive Games with a Passing TD, Opponent

1.	9/13/20 vs. Ind. - 1/3/21 at Ind.	16
2.	12/16/07 at Pit. - 11/16/08 vs. Ten. - 9/20/98 vs. Bal. - 12/20/98 at Minn.	13

## Most 300-Yard Passing Games by an Individual - Season

1.	2015 (B. Bortles)	6
2.	1996 (M. Brunell)	6
3.	2016 (B. Bortles)	5
4.	2018 (B. Bortles)	4
5.	2017 (B. Bortles)	4

## RUSHING

### Most Rushing Yards - Season

1.	2006	2,541
2.	2010	2,395
3.	2007	2,391
4.	2017	2,262
5.	1998	2,102

### Most Rushing Yards - Game

1.	12/10/06 vs. Indianapolis	375
2.	9/29/19 at Denver	269
3.	12/5/10 at Tennessee	258
4.	10/14/07 vs. Houston	244
	12/3/00 vs. Cleveland	244

### Fewest Rushing Yards - Season

1.	2013	1,260
2.	2012	1,369
3.	2015	1,473
4.	2020	1,519

### Fewest Rushing Yards - Game

1.	10/2/05 vs. Denver	12
2.	9/14/14 at Washington	25
3.	10/1/00 vs. Pittsburgh	26
4.	11/17/19 at Indianapolis	29
	9/22/96 at New England (OT)	29

### Most Rushing Yards Allowed - Season

1.	2020	2,452
2.	2012	2,256
3.	2019	2,229
4.	2013	2,108
5.	2002	2,071

## Most Rushing Yards Allowed - Game

1.	11/1/09 at Tennessee	305
2.	10/6/19 at Carolina	285
3.	9/9/07 vs. Tennessee	282
4.	1/3/21 at Indianapolis	273
5.	Two times, last: 11/17/19 at Indianapolis	264

## Fewest Rushing Yards Allowed - Season

1.	2003	1,406
2.	1999	1,444
3.	2006	1,460
4.	2007	1,605
5.	2001	1,611

## Fewest Rushing Yards Allowed - Game

1.	10/7/07 at Kansas City	10
2.	11/20/16 at Detroit	14
	11/17/13 vs. Arizona	14
4.	11/20/06 vs. N.Y. Giants	25
5.	Two times, last: 11/18/18 vs. Pittsburgh	26

## Most Rushing Yards, Both Teams - Season

1.	2010	4,340
2.	2002	4,160
3.	2017	4,122
4.	1998	4,102
5.	2006	4,001

## Most Rushing Yards, Both Teams - Game

1.	11/1/09, Jaguars (217) at Tennessee (305)	522
2.	1/2/11, Jaguars (198) at Houston (244)	442
3.	10/6/19, Jaguars (149) at Carolina (285)	434
4.	10/1/17, Jaguars (175) at N.Y. Jets (256)	431
5.	10/30/05, Jaguars (221) at St. Louis (200)	421

## Fewest Rushing Yards, Both Teams - Season

1.	2015	3,182
2.	2001	3,211
3.	2016	3,334
4.	2013	3,368
5.	1996	3,431

## Fewest Rushing Yards, Both Teams - Game

1.	11/17/13, Jaguars (32) vs. Arizona (14)	46
2.	11/20/16, Jaguars (83) at Detroit (14)	97
3.	12/3/01, Jaguars (62) vs. Green Bay (37)	99
4.	11/20/05, Jaguars (49) at Tennessee (63)	112
5.	12/2/18, Jaguars (79) vs. Indianapolis (41)	120

## Most Rushing Attempts - Season

1.	2017	527
2.	2007	522
3.	1999	514
4.	2006	513
5.	2010	512

## Most Rushing Attempts - Game

1.	12/5/10 at Tennessee	53
2.	11/14/04 vs. Detroit	50
3.	9/21/08 at Indianapolis	48
4.	Four times, last: 9/11/11 vs. Tennessee	47

## Fewest Rushing Attempts - Season

1.	2020	337
2.	2015	354
3.	2012	358
4.	2014	360
5.	2001	372



# TEAM RECORDS

## Fewest Rushing Attempts - Game

1.	11/17/19 at Indianapolis	9
2.	9/14/14 at Washington	10

## Most Rushing Attempts, Opponent - Season

1.	2012	545
2.	2020	517
3.	2013	507
4.	1995	504
5.	2014	499

## Most Rushing Attempts, Opponent - Game

1.	1/3/10 at Cleveland	49
	11/1/09 at Tennessee	49
	9/9/07 vs. Tennessee	49
4.	9/16/12 vs. Houston	48
5.	12/2/12 at Buffalo	46

## Fewest Rushing Attempts, Opponent - Season

1.	1999	373
2.	2007	390
3.	2010	416
4.	2006	420
5.	2008	428

## Fewest Rushing Attempts, Opponent - Game

1.	10/7/07 at Kansas City	10
2.	11/18/18 vs. Pittsburgh	11
	11/7/99 at Atlanta	11
4.	10/24/11 vs. Baltimore	12
5.	9/11/11 vs. Tennessee	13
	10/5/03 vs. San Diego	13

## Highest Rushing Average - Season

1.	2006	4.95
2.	2010	4.68
3.	2002	4.59
4.	2007	4.58
5.	2009, 2014	4.54

## Highest Rushing Average - Game

1.	11/1/09 at Tennessee (16 att., 217 yds.)	13.56
2.	10/14/07 vs. Houston (26 att., 244 yds.)	9.38
3.	12/10/06 vs. Indianapolis (43 att., 375 yds.)	8.93
4.	12/28/14 at Houston (14 att., 121 yds.)	8.64
5.	10/12/1998 vs. Miami (23 att., 183 yds.)	8.09

## Lowest Rushing Average - Season

1.	2013	3.33
2.	1997	3.79
3.	2012	3.82
4.	1996	3.83
5.	2005	3.90

## Lowest Rushing Average - Game

1.	10/2/05 vs. Denver (11 att., 12 yds)	1.09
2.	9/22/97 vs. Pittsburgh (26 att., 40 yds.)	1.54
3.	11/20/05 at Tennessee (30 att., 49 yds.)	1.63
4.	10/1/00 vs. Pittsburgh (16 att., 26 yds.)	1.63
5.	9/15/13 at Oakland (19 att., 34 yds.)	1.79

## Highest Rushing Average, Opponent - Season

1.	2019	5.12
2.	2020	4.74
3.	2010	4.68
4.	1998	4.44
5.	2017	4.34

## Highest Rushing Average, Opponent - Game

1.	10/6/19 at Carolina (27 att., 285 yds.)	10.56
2.	12/6/18 at Tennessee (32 att., 264 yds.)	8.25
3.	10/1/17 at N.Y. Jets (32 att., 256 yds.)	8.00
4.	1/3/21 at Indianapolis (37 att., 273 yds.)	7.40
5.	11/17/19 at Indianapolis (36 att., 264 yds.)	7.33

## Lowest Rushing Average, Opponent - Season

1.	2003	3.18
2.	2001	3.43
3.	2006	3.48
4.	2015	3.68
5.	1997	3.81

## Lowest Rushing Average, Opponent - Game

1.	11/17/13 vs. Arizona (24 att., 14 yds.)	0.58
2.	11/20/16 at Detroit (21 att., 14 yds.)	0.67
3.	10/7/07 at Kansas City (10 att., 10 yds.)	1.00
4.	11/8/15 at N.Y. Jets (28 att., 29 yds.)	1.04
5.	9/14/03 vs. Buffalo (32 att., 43 yds.)	1.34

## Most Rushing Touchdowns - Season

1.	2006	23
2.	1997, 1999	20
3.	1998, 2002, 2009	19

## Most Rushing Touchdowns, Opponent - Season

1.	2019, 2020	23
2.	2013	20
3.	2010, 2012	19

## Most Rushing Touchdowns - Game

1.	12/3/00 vs. Cleveland	5
2.	10/12/97 vs. Philadelphia	5

## Most Rushing Touchdowns, Opponent - Game

1.	Six times, last: 11/24/19 at Tennessee	4
----	---	---

## Most 100-Yard Rushing Games, Individual - Season

1.	2000	9
2.	2003, 2010	7
3.	1998, 2011	6

## Most Consecutive Games with a Rushing TD

1.	11/12/06 vs. HOU - 12/31/06 at K.C. 11/21/99 vs. N.O. - 9/3/00 at CLE	8
3.	11/11/07 at TEN - 12/23/07 vs. OAK 9/8/02 vs. IND - 10/27/02 vs. HOU	7

## Most Consecutive Games with a Rushing TD, Opponent

1.	12/20/15 vs. ATL - 10/27/16 at TEN	10
2.	11/17/02 vs. WAS - 12/29/02 at IND 10/28/01 at BAL - 12/9/01 at CIN	7

## RECEIVING

### Most Receptions

1.	2020	387
2.	2016	369
3.	2019	364
4.	2015	355
5.	1996	353

### Most Receptions - Game

1.	10/20/96 at St. Louis	37
2.	10/10/04 at San Diego	36
3.	11/17/19 at Indianapolis 10/7/18 at Kansas City 10/27/16 at Tennessee	33



# TEAM RECORDS

## Fewest Receptions - Season

1.	2011	240
2.	2006	266
3.	2002	268
4.	1998	269
5.	1995	275

## Fewest Receptions - Game

1.	10/13/02 at Tennessee	7
	10/28/07 at Tampa Bay	7
3.	10/8/17 at Pittsburgh	8
	12/10/06 vs. Indianapolis	8
	9/19/04 vs. Denver	8

## Most Receptions, Opponent - Season

1.	2015	390
2.	2020	370
3.	2014	355
4.	2001, 2013	354

## Most Receptions, Opponent - Game

1.	11/18/12 at Houston	43
2.	9/13/20 vs. Indianapolis	36
3.	11/4/07 at New Orleans	35
4.	11/15/15 at Baltimore	34
	10/31/10 at Dallas	34

## Fewest Receptions, Opponent - Season

1.	2000	258
2.	2005	285
3.	2017	289
4.	1996	290

## Fewest Receptions, Opponent - Game

1.	1/3/10 at Cleveland	7
	12/3/00 vs. Cleveland	7
	11/17/96 at Pittsburgh	7
4.	Three times, last:	8
	11/25/18 at Buffalo	

## Most Receiving Yards - Season

1.	2015	4,428
2.	1996	4,367
3.	2019	4,023
4.	2020	3,955
5.	2000	3,947

## Most Receiving Yards - Game

1.	9/22/96 at New England (OT)	432
2.	10/7/18 at Kansas City	430
3.	10/20/96 at St. Louis	421
4.	9/30/18 vs. New York Jets	388
5.	9/10/00 at Baltimore	386

## Fewest Receiving Yards - Season

1.	2011	2,510
2.	2002	3,019
3.	2006	3,060
4.	1995	3,144
5.	2004	3,315

## Fewest Receiving Yards - Game

1.	12/26/04 vs. Houston	54
2.	12/16/18 vs. Washington	57
3.	9/3/95 vs. Houston	69
4.	12/8/02 vs. Cleveland	73
5.	9/16/12 vs. Houston	76

## Most Receiving Yards, Opponent - Season

1.	2015	4,528
2.	2020	4,231
3.	2010	4,193
4.	2013	4,187
5.	2014	4,174

## Most Receiving Yards, Opponent - Game

1.	11/18/12 at Houston	527
2.	11/4/07 at New Orleans	445
3.	9/25/00 at Indianapolis	440
4.	11/17/13 vs. Arizona	419
5.	12/27/15 at New Orleans	412

## Fewest Receiving Yards, Opponent - Season

1.	2017	3,074
2.	2005	3,223
3.	1999	3,263
4.	2006	3,278
5.	2018	3,354

## Fewest Receiving Yards, Opponent - Game

1.	12/3/00 vs. Cleveland	33
2.	9/24/17 vs. Baltimore	64
3.	10/8/06 vs. N.Y. Jets	71
	12/7/03 vs. Houston	71
5.	9/9/07 at Tennessee	78

## Most Receiving Touchdowns - Season

1.	2015	35
2.	2007	28
3.	2010	26
4.	2020	25

## Most Receiving Touchdowns - Game

1.	12/6/15 at Tennessee	5
2.	Nine times, last:	4
	9/16/18 vs. New England	

## Most Receiving Touchdowns, Opponent - Season

1.	2020	34
2.	2013, 2015	29
3.	1995, 2009, 2010	28
4.	2008	25

## Most Receiving Touchdowns, Opponent - Game

1.	9/22/13 at Seattle	5
	11/18/12 at Houston	5
	12/26/99 at Tennessee	5
	9/10/00 at Baltimore	5

## Highest Receiving Average - Season

1.	1997, 2015	12.5
2.	1996, 1998	12.4
3.	2007	12.1

## Highest Receiving Average - Game

1.	11/9/97 vs. Kansas City	22.1
2.	11/18/12 at Houston	21.0
3.	12/28/98 vs. Pittsburgh	19.2
4.	9/22/96 at New England	18.8
5.	10/22/17 at Indianapolis	18.3

## Highest Receiving Average, Opponent - Season

1.	2000	13.2
2.	2008, 2010	12.7
3.	2019	12.5

## Highest Receiving Average, Opponent - Game

1.	11/16/97 vs. Tennessee	20.4
2.	11/25/18 at Buffalo	20.0





# TEAM RECORDS

## Most 100-Yard Receiving Games by an Individual - Season

1.	1999, 2000	12
2.	1997	10

## PUNTING

### Most Punts - Season

1.	2011	99
2.	2013	95
3.	2014	94
4.	2012	91
5.	2017	87

### Most Punts - Game

1.	9/8/13 vs. Kansas City	11
2.	11/16/08 vs. Tennessee	10
3.	13 times, last: 12/30/18 vs. Pittsburgh	9

### Fewest Punts - Season

1.	2007	54
2.	2010	57
3.	2020	65
4.	1997	66
5.	2008	67

### Most Punting Yards - Season

1.	2014	4,464
2.	2012	4,353
3.	2013	4,338
4.	2011	4,147
5.	2018	3,872

### Highest Punting Average - Season

1.	2012	47.3
2.	2020	46.9
3.	2019	46.8
4.	2016	46.6
5.	2014	46.5

### Highest Punting Average - Game

1.	9/11/16 vs. Green Bay	62.5
2.	9/21/08 at Indianapolis	60.0
3.	12/29/19 vs. Indianapolis	59.0
4.	12/23/12 vs. New England	56.3

## RETURNS

### Most Kickoff Returns - Season

1.	2010	80
2.	1995, 2008	74
3.	1996, 2003	67

### Most Kickoff Returns - Game

1.	12/17/95 at Detroit	9
2.	12/1/02 vs. Pittsburgh	8
	11/12/95 vs. Seattle	8

### Most Kickoff Return Yards - Season

1.	2010	1,903
2.	2008	1,678
3.	1995	1,532
4.	2009	1,492
5.	1996	1,463

### Most Kickoff Return Yards - Game

1.	10/25/98 at Denver	223
2.	12/17/95 at Detroit	209
3.	12/26/99 at Tennessee	198
4.	9/28/14 at San Diego	189
5.	12/3/95 at Denver	181

## Most Kickoff Return Yards, Opponent - Season

1.	1998	1,858
2.	1997	1,730
3.	2000	1,523
4.	2005	1,327
5.	2007	1,323

## Most Kickoff Return Yards, Opponent - Game

1.	12/30/07 at Houston	234
2.	12/10/00 vs. Arizona	213
3.	10/10/10 at Buffalo	201
4.	11/20/05 at Tennessee	196
5.	1/1/06 vs. Tennessee	184

## Highest Kickoff Return Average - Season

1.	2013	25.9
2.	2014	24.0
3.	2019	24.2
4.	2005	23.9

## Highest Kickoff Return Average - Game (min. 4 returns)

1.	11/4/07 at New Orleans	40.5
2.	10/10/10 at Buffalo	36.3
3.	11/17/13 vs. Arizona	36.0
4.	9/7/08 at Tennessee	34.5
5.	9/12/10 vs. Denver	34.3

## Most Touchdowns, Kickoff Return - Game

1.	Eight times, last: 12/18/16 at Houston	1
----	---	---

## Most Touchdowns, Kickoff Return, Opponent - Game

1.	12/30/07 at Houston	2
2.	Six times, last: 10/15/17 vs. L.A. Rams	1

## Most Punt Returns - Season

1.	2005	53
2.	2000	46
3.	1998, 1999, 2006	45

## Most Punt Returns - Game

1.	11/12/17 vs. L.A. Chargers	7
	12/26/10 vs. Washington	7
	12/18/05 vs. San Francisco	7
	11/13/05 vs. Baltimore	7
	12/3/00 vs. Cleveland	7

## Most Punt Return Yards - Season

1.	1998	581
2.	1999	462
3.	2005	415
4.	1997	412
5.	2004	405

## Highest Punt Return Average - Season

1.	1998	12.9
2.	2020	11.8
3.	2015	11.6
4.	1997, 2020	11.4
5.	2002, 2003	11.1

## Highest Punt Return Average - Game (min. 3)

1.	9/13/98 vs. Kansas City	44.7
2.	11/15/20 at Green Bay	37.7
3.	11/5/17 vs. Cincinnati	29.3
4.	12/16/18 vs. Washington	28.0



# TEAM RECORDS

## INTERCEPTIONS

### Most Interceptions - Season

1.	2017	21
2.	2006, 2007	20
3.	1999, 2005	19

### Most Interceptions - Game

1.	10/8/17 at Pittsburgh	5
2.	10/31/10 at Dallas	4

### Most Interceptions, Opponent - Season

1.	2010, 2013	21
2.	1996	20
3.	2014, 2015	18

### Most Interceptions, Opponent - Game

1.	10/20/96 at St. Louis	5
2.	11/22/20 vs. Pittsburgh	4
	10/7/18 at Kansas City	4
	9/18/11 at N.Y. Jets	4
	11/21/10 vs. Cleveland	4
	9/19/10 at San Diego	4
	11/12/06 vs. Houston	4
	12/17/95 at Detroit	4

### Most Interception Return Yards - Season

1.	1999	330
2.	2017	294
3.	2006	280
4.	2007	237

### Most Interception Return Yards - Game

1.	11/5/06 vs. Tennessee	110
2.	10/8/17 at Pittsburgh	103
3.	9/12/99 vs. San Francisco	93

### Most Interceptions Returned for a TD - Season

1.	1999	3
2.	2005, 2007, 2008, 2017, 2018	2

### Most Interceptions Returned for a TD - Game

1.	10/8/17 at Pittsburgh	2
2.	19 times, last: 12/6/20 at Minnesota	1

### Most Interceptions Returned for a TD, Opponent - Season

1.	2012	5
2.	2014, 2015	4
3.	1996, 1998, 2013, 2016	3

### Most Interceptions Returned for a TD, Opponent - Game

1.	10/26/14 vs. Miami	2
	12/30/12 at Tennessee	2
	10/7/12 at Chicago	2
	12/17/06 at Tennessee	2
	11/22/98 at Pittsburgh	2
6.	30 times, last: 10/7/18 at Kansas City	1

## SACKS

### Most Sacks - Season

1.	1999	57
2.	2017	55
3.	1997	48
4.	2019	47
	2005	47

### Most Sacks - Game

1.	10/22/17 at Indianapolis	10.0
	9/10/17 at Houston	10.0
3.	9/19/19 vs. Tennessee	9.0
	11/7/99 at Atlanta	9.0

### Most Sacks, Opponent - Season

1.	2014	71
2.	2001	63
3.	1995	57
4.	2000	54
5.	2018	53

### Most Sacks, Opponent - Game

1.	9/14/14 at Washington	10
2.	1/3/16 at Houston	8
	12/14/14 at Baltimore	8
	12/16/01 at Cleveland	8
	12/9/01 at Cincinnati	8

### Most Sack Yards - Season

1.	1999	373
2.	2017	356
3.	1997	331
4.	2019	310
5.	2001	298

### Most Sack Yards - Game

1.	10/22/17 at Indianapolis	64
2.	11/7/99 at Atlanta	63
3.	9/19/19 vs. Tennessee	55
4.	9/10/17 at Houston	54
5.	12/21/97 at Oakland	52

### Most Sack Yards, Opponent - Season

1.	2014	450
2.	2001	430
3.	1995	354
4.	2011	331
5.	2012	327

### Most Sack Yards, Opponent - Game

1.	10/25/98 at Denver	71
2.	9/14/14 at Washington	70
3.	12/14/14 at Baltimore	63
4.	9/7/08 at Tennessee	59
5.	1/3/16 at Houston	56

## PENALTIES

### Most Penalties - Season

1.	2019	132
2.	2006	129
3.	1996	127

### Most Penalties - Game

1.	9/22/96 at New England (OT)	17
2.	12/1/19 vs. Tampa Bay	16
3.	10/13/96 at N.Y. Jets	15
	10/2/05 vs. Denver	15

### Fewest Penalties - Season

1.	2009	70
2.	2014	73
3.	2007	76

### Fewest Penalties - Game

1.	12/1/02 vs. Pittsburgh	0
2.	Six times, last: 1/1/12 vs. Indianapolis	1



# TEAM RECORDS

## Most Yards Penalized - Season

1.	2016	1,187
2.	2019	1,165
3.	2018	1,112

## Most Yards Penalized - Game

1.	9/22/96 at New England	148
2.	10/2/16 vs. Indianapolis	145
3.	10/2/19 at Cincinnati	130

## Fewest Yards Penalized - Season

1.	2009	542
2.	2014	573
3.	2007	594

## Fewest Yards Penalized - Game

1.	12/1/02 vs. Pittsburgh	0
2.	12/22/96 vs. Atlanta	3
3.	Three times, last: 12/27/09 at New England	5

## Most Penalties, Opponent - Season

1.	2005	130
2.	2004	118
3.	2014	115

## Most Penalties, Opponent - Game

1.	1/1/06 vs. Tennessee	18
2.	12/17/17 vs. Houston	14
	12/5/13 vs. Houston	14
	11/26/95 vs. Cincinnati	14



# INDIVIDUAL RECORDS

## SERVICE

### Seasons

1.	Brad Meester (2000-13)	14
2.	Mercedes Lewis (2006-17)	12
3.	Josh Scobee (2004-14)	11
	Fred Taylor (1998-2008)	11
	Jimmy Smith (1995-2005)	11
6.	Rashean Mathis (2003-12)	10
7.	Mark Brunell (1995-2003)	9
	Donovin Darius (1998-2006)	9
	David Garrard (2002-10)	9
	Greg Jones (2004-12)	9
	Rob Meier (2000-08)	9
	Daryl Smith (2004-12)	9
	Paul Spicer (2000-08)	9
	Maurice Williams (2001-09)	9
15.	Tony Brackens (1996-2003)	8
	Kyle Brady (1999-2006)	8
	John Henderson (2002-09)	8
	Maurice Jones-Drew (2006-13)	8
	Vince Manuwai (2003-10)	8
	Joe Zelenka (2001-08)	8

### Games Played

1.	Brad Meester (2000-13)	209
2.	Jimmy Smith (1995-2005)	171
3.	Mercedes Lewis (2006-17)	170
4.	Josh Scobee (2004-14)	168
5.	Fred Taylor (1998-2008)	140
6.	Rob Meier (2000-08)	138
7.	Rashean Mathis (2003-12)	137
8.	Joe Zelenka (2001-08)	128
9.	Daryl Smith (2004-12)	126
10.	John Henderson (2002-09)	124

### Games Started

1.	Brad Meester (2000-13)	209
2.	Mercedes Lewis (2006-17)	157
3.	Jimmy Smith (1995-2005)	150
4.	Fred Taylor (1998-2008)	136
5.	Rashean Mathis (2003-12)	129
6.	Daryl Smith (2004-12)	124
7.	John Henderson (2002-09)	120
8.	Mark Brunell (1995-2003)	117
9.	Donovin Darius (1998-2006)	115
10.	Kyle Brady (1999-2006)	109

### Consecutive Games Played

1.	Joe Zelenka (2001-08)	128
2.	Josh Scobee (2007-14)	119
3.	Tyson Alualu (2010-15)	96
	Bryan Barker (1995-2000)	96
5.	Brad Meester (2000-05)	92
6.	Brad Meester (2008-13)	89
7.	Jimmy Smith (1995-2000)	88
8.	Marcus Stroud (2001-06)	86
9.	John Henderson (2002-06)	82
	Mike Hollis (1995-2000)	82

### Consecutive Games Started

1.	Brad Meester (Sept. 3, 2000-Dec. 4, 2005)	92
2.	Brad Meester (Oct. 26, 2008-Dec. 22, 2013)	89
3.	Rashean Mathis (Sept. 7, 2003-Nov. 25, 2007)	74
4.	Blake Bortles (Sept. 28, 2014-Nov. 25, 2018)	72
5.	Vince Manuwai (Nov. 30, 2003-Dec. 23, 2007)	68
	Marcus Stroud (Sept. 8, 2002-Oct. 1, 2006)	68

7.	Tyson Alualu (Sept. 12, 2011-Dec. 29, 2013)	64
	Maurice Williams (Sept. 7, 2003-Dec. 31, 2006)	64
9.	Chris Naeole (Sept. 8, 2002-Dec. 24, 2005)	63
10.	Uche Nwaneri (Oct. 4, 2009-Dec. 23, 2012)	60

## SCORING

### Points

1.	Josh Scobee (2004-14)	1,022
2.	Mike Hollis (1995-2001)	764
3.	Maurice Jones-Drew (2006-13)	486
4.	Fred Taylor (1998-2008)	424
5.	Jimmy Smith (1995-2005)	418
6.	<b>JOSH LAMBO (2017-20)</b>	<b>296</b>
7.	Jason Myers (2015-17)	268
8.	James Stewart (1995-99)	228
9.	Mercedes Lewis (2006-17)	200
10.	Keenan McCardell (1996-2001)	190

### Consecutive Games Scoring TD

1.	Maurice Jones-Drew (Nov. 12-Dec. 31, 2006)	8
	Fred Taylor (Sept. 20-Nov. 22, 1998)	8
3.	Allen Hurns (Sept. 27-Nov. 15, 2015)	7
	Fred Taylor (Nov. 12-Dec. 23, 2000)	7
5.	Leonard Fournette (Sept. 10-Oct. 15, 2017)	6
6.	Allen Robinson (Nov. 29-Dec. 27, 2015)	5
	Maurice Jones-Drew (Oct. 18-Nov. 22, 2009)	5
	Maurice Jones-Drew (Nov. 4-Dec. 2, 2007)	5

### Consecutive Games Scoring FG

1.	Josh Scobee (Nov. 14, 2010-Oct. 24, 2011)	15
2.	<b>JOSH LAMBO (Oct. 22 - Sept. 30, 2018)</b>	<b>14</b>
3.	Josh Scobee (Oct. 29, 2006-Dec. 16, 2007)	13
4.	Mike Hollis (Sept. 12-Nov. 21, 1999)	10
5.	Josh Scobee (Nov. 24, 2013-Sept. 21, 2014)	9
6.	Josh Scobee (Sept. 15-Nov. 10, 2013)	8
	Josh Scobee (Jan. 3-Oct. 24, 2010)	8
	Josh Scobee (Nov. 13, 2005-Jan. 1, 2006)	8
	Seth Marler (Sept. 7-Nov. 2, 2003)	8
	Mike Hollis (Dec. 24, 1995-Oct. 13, 1996)	8

### Consecutive Games Scoring

1.	Mike Hollis (Dec. 24, 1995-Sept. 10, 2000)	67
2.	Josh Scobee (Jan. 2, 2005-Oct. 4, 2009)	61
3.	Josh Scobee (Oct. 18, 2009-Oct. 28, 2012)	50
4.	Jason Myers (Sept. 13, 2015-Oct. 15, 2017)	38
5.	Josh Scobee (Sept. 15, 2013-Dec. 28, 2014)	31
6.	Mike Hollis (Oct. 16, 2000-Dec. 30, 2001)	25
7.	<b>JOSH LAMBO (Oct. 22, 2015 - Nov. 25, 2018)</b>	<b>21</b>
8.	Seth Marler (Sept. 7, 2003-Dec. 28, 2003)	16
9.	Josh Scobee (Sept. 12-Dec. 19, 2004)	14
	Mike Hollis (Sept. 3-Dec. 10, 1995)	14
11.	Several players tied	8

### Field Goals Made

1.	Josh Scobee (2004-14)	235
2.	Mike Hollis (1995-2001)	175
3.	<b>JOSH LAMBO (2017-20)</b>	<b>76</b>
4.	Jason Myers (2015-17)	64
5.	Seth Marler (2003)	20

### Field Goal Percentage (min. 25 FGA)

1.	<b>JOSH LAMBO (2017-20)</b>	<b>95.0</b>
2.	Jason Myers (2015-17)	81.0
3.	Josh Scobee (2004-14)	80.8
4.	Mike Hollis (1995-2001)	80.6



# INDIVIDUAL RECORDS

## Extra Points Made

1.	Josh Scobee (2004-14)	317
2.	Mike Hollis (1995-2001)	239
3.	Jason Myers (2015-17)	76
4.	<b>JOSH LAMBO (2017-20)</b>	<b>68</b>
5.	Seth Marler (2003)	30
6.	John Carney (2007)	20

## Extra-Point Percentage (min. 25 XPA)

1.	Seth Marler (2003)	100.0
2.	Mike Hollis (1995-2001)	98.8
3.	Josh Scobee (2004-14)	98.4
4.	John Carney (2007)	95.2
5.	<b>JOSH LAMBO (2017-20)</b>	<b>91.9</b>

## Touchdowns

1.	Maurice Jones-Drew (2006-13)	81
2.	Fred Taylor (1998-2008)	70
3.	Jimmy Smith (1995-2005)	69
4.	James Stewart (1995-99)	38
5.	Mercedes Lewis (2006-17)	33
6.	Keenan McCardell (1996-2001)	30
7.	Allen Robinson (2014-17)	22
8.	Allen Hurns (2014-17)	21
9.	Stacey Mack (1999-2002)	20
10.	Leonard Fournette (2017-19)	19

## Consecutive Field Goals Made

1.	<b>JOSH LAMBO (DEC. 2, 2018-NOV. 3, 2019)</b>	<b>24</b>
	<b>JOSH LAMBO (NOV. 19, 2017-NOV. 11, 2018)</b>	<b>24</b>
3.	Josh Scobee (Nov. 27, 2011-Nov. 4, 2012)	20
	Mike Hollis (Nov. 1, 1998-Sept. 19, 1999)	20
5.	Jason Myers (Nov. 15, 2015-Sept. 11, 2016)	16
	Mike Hollis (Oct. 12-Nov. 30, 1997)	16
7.	Josh Scobee (Sept. 11-Nov. 13, 2011)	15
	Josh Scobee (Oct. 1-Nov. 26, 2006)	15
9.	Josh Scobee (Dec. 23, 2012-Nov. 10, 2013)	14
	Josh Scobee (Sept. 12-Nov. 14, 2010)	14

## Longest Field Goals

1.	<b>JOSH LAMBO (Nov. 8, 2020 vs. HOU)</b>	<b>59</b>
	Josh Scobee (Oct. 3, 2010 vs. IND)	59
3.	Jason Myers (Sept. 20, 2015 vs. MIA)	58
4.	<b>JOSH LAMBO (OCT. 28, 2018 VS. PHI)</b>	<b>57</b>
5.	<b>JOSH LAMBO (DEC. 29, 2019 VS. IND)</b>	<b>56</b>
	<b>JOSH LAMBO (NOV. 5, 2017 VS. CIN)</b>	<b>56</b>
	Jason Myers (Dec. 24, 2016 vs. TEN)	56
8.	<b>JOSH LAMBO (Nov. 11, 2018 AT IND)</b>	<b>55</b>
	Josh Scobee (Dec. 15, 2013 vs. BUF)	55
	Josh Scobee (Sept. 18, 2011 at NYJ)	55

## Consecutive Extra Points Made

1.	Mike Hollis (Oct. 22, 1995-Dec. 9, 2001)	220
2.	Josh Scobee (Nov. 8, 2009-Jan. 1, 2012)	82
3.	Josh Scobee (Sept. 12, 2004-Jan. 1, 2006)	59
4.	Josh Scobee (Dec. 16, 2007-Nov. 1, 2009)	58
5.	Josh Scobee (Sept. 10, 2006-Dec. 16, 2007)	55
6.	Josh Scobee (Sept. 16, 2012-Dec. 22, 2013)	39
7.	Seth Marler (Sept. 7-Dec. 28, 2003)	30

## PASSING

### Passing Yards

1.	Mark Brunell (1995-2003)	25,698
2.	Blake Bortles (2014-18)	17,646
3.	David Garrard (2002-10)	16,003
4.	Byron Leftwich (2003-06)	9,042
5.	Chad Henne (2012-17)	5,817

6.	<b>GARDNER MINSHEW II (2019-20)</b>	<b>5,530</b>
7.	Blaine Gabbert (2011-13)	4,357
8.	Quinn Gray (2005-07)	1,252

### Pass Attempts

1.	Mark Brunell (1995-2003)	3,616
2.	Blake Bortles (2014-18)	2,632
3.	David Garrard (2002-10)	2,281
4.	Byron Leftwich (2003-06)	1,344
5.	Chad Henne (2012-17)	891
6.	<b>GARDNER MINSHEW II (2019-20)</b>	<b>797</b>
7.	Blaine Gabbert (2011-13)	777
8.	Quinn Gray (2005-07)	180

### Pass Completions

1.	Mark Brunell (1995-2003)	2,184
2.	Blake Bortles (2014-18)	1,561
3.	David Garrard (2002-10)	1,406
4.	Byron Leftwich (2003-06)	789
5.	Chad Henne (2012-17)	513
6.	<b>GARDNER MINSHEW II (2019-20)</b>	<b>501</b>
7.	Blaine Gabbert (2011-13)	414
8.	Mike Glennon (2020)	111

### Consecutive Pass Completions

1.	David Garrard (Nov. 14-21, 2010)	17
2.	<b>GARDNER MINSHEW (SEPT. 13, 2020)</b>	<b>16</b>
3.	Byron Leftwich (Oct. 17-24, 2004)	15
4.	<b>GARDNER MINSHEW (OCT. 11, 2020)</b>	<b>14</b>
5.	<b>GARDNER MINSHEW II (SEPT. 8, 2019)</b>	<b>13</b>
	Mark Brunell (Sept. 7, 2003 at Car.)	13
	Mark Brunell (Oct. 6, 1996 at N.O.)	13

### Completion % (min. 200 attempts)

1.	<b>GARDNER MINSHEW II (2019-20)</b>	<b>62.9</b>
2.	David Garrard (2002-10)	61.6
3.	Mark Brunell (1995-2003)	60.4
4.	Blake Bortles (2014-18)	59.3
5.	Byron Leftwich (2003-06)	58.7
6.	Chad Henne (2012-17)	57.6
7.	Blaine Gabbert (2011-13)	53.3

### Longest Pass Completions

1.	Blake Bortles (Dec. 27, 2015 at N.O.)	90t
2.	Byron Leftwich (Sept. 28, 2003 at HOU)	84t
3.	Chad Henne (Nov. 18, 2012 at HOU)	81t
4.	Blake Bortles (Nov. 11, 2018 at IND)	80
	Blake Bortles (Dec. 13, 2015 vs. IND)	80t
	Blaine Gabbert (Sept. 23, 2012 at IND)	80t
	Quinn Gray (Nov. 4, 2007 at N.O.)	80t
8.	Mark Brunell (Sept. 15, 2002 at K.C.)	79t
9.	Mark Brunell (Nov. 1, 1998 at BAL)	78t
10.	Blake Bortles (Dec. 10, 2017 vs. SEA)	75t
	David Garrard (Nov. 21, 2010 vs. CLE)	75
	Mark Brunell (Nov. 9, 1997 vs. K.C.)	75

### Touchdown Passes

1.	Mark Brunell (1995-2003)	144
2.	Blake Bortles (2014-18)	103
3.	David Garrard (2002-10)	89
4.	Byron Leftwich (2003-06)	51
5.	<b>GARDNER MINSHEW II (2019-20)</b>	<b>37</b>
6.	Chad Henne (2012-17)	27
7.	Blaine Gabbert (2011-13)	22
8.	Quinn Gray (2005-07)	12

### Longest Passing Touchdowns

1.	Blake Bortles (Dec. 27, 2015 at N.O.)	90
2.	Byron Leftwich (Sept. 28, 2003 at HOU)	84



# INDIVIDUAL RECORDS

3.	Chad Henne (Nov. 18, 2012 at HOU)	81
4.	Blake Bortles (Nov. 11, 2018 at IND)	80
	Blake Bortles (Dec. 13, 2015 vs. IND)	80
	Blaine Gabbert (Sept. 23, 2012 at IND)	80
	Quinn Gray (Nov. 4, 2007 at N.O.)	80
8.	Mark Brunell (Sept. 15, 2002 at K.C.)	79
9.	Mark Brunell (Nov. 1, 1998 at BAL)	78
10.	Blake Bortles (Dec. 10, 2017 vs. SEA)	75

## Interceptions Thrown

1.	Mark Brunell (1995-2003)	86
2.	Blake Bortles (2014-18)	75
3.	David Garrard (2002-10)	54
4.	Byron Leftwich (2003-06)	36
5.	Chad Henne (2012-17)	26
6.	Blaine Gabbert (2011-13)	24

## Interception % (min. 125 attempts)

1.	<b>GARDNER MINSHEW II (2019-20)</b>	<b>1.4</b>
2.	Cody Kessler (2018)	1.5
3.	David Garrard (2002-10)	2.4
	Mark Brunell (1995-2003)	2.4
5.	Byron Leftwich (2003-06)	2.7
6.	Mike Glennon (2020)	2.8
	Quinn Gray (2005-07)	2.8
	Blake Bortles (2014-18)	2.8

## 300-Yard Passing Games

1.	Mark Brunell (1995-2003)	22
2.	Blake Bortles (2014-18)	20
3.	David Garrard (2002-10)	6
4.	<b>GARDNER MINSHEW II (2019-20)</b>	<b>5</b>
	Chad Henne (2012-17)	5
6.	Byron Leftwich (2003-06)	4
7.	Quinn Gray (2003-07)	2

## 400-Yard Passing Games

1.	Mark Brunell (1995-2003)	2
2.	Blake Bortles (2014-18)	1

## Consecutive Games with a TD Pass

1.	Blake Bortles (Sept. 13-Dec. 27, 2015)	15
2.	Mark Brunell (Oct. 7, 2001-Sept. 15, 2002)	14
3.	Byron Leftwich (Nov. 30, 2003-Oct. 24, 2004)	12
4.	Blake Bortles (Sept. 11-Nov. 27, 2016)	11
5.	Mark Brunell (Oct. 22, 2000-Sept. 1, 2001)	10
6.	David Garrard (Dec. 17, 2006-Oct. 14, 2007)	8
	Byron Leftwich (Sept. 25-Nov. 20, 2005)	8
	Mark Brunell (Oct. 19-Dec. 7, 1997)	8
	Mark Brunell (Sept. 17-Nov. 12, 1995)	8

## Consecutive Games with No INTs

1.	David Garrard (Sept. 9-Nov. 25, 2007)	8
2.	David Garrard (Dec. 11, 2005-Nov. 5, 2006)	6
3.	Mark Brunell (Oct. 11-Nov. 14, 1999)	5
	Mark Brunell (Dec. 1, 1996-Sept. 22, 1997)	5

## Consecutive Passes with No INTs

1.	David Garrard (Sept. 9-Nov. 25, 2007)	209
2.	David Garrard (Dec. 4, 2005-Nov. 12, 2006)	175
3.	Mark Brunell (Nov. 24, 1996-Sept. 28, 1997)	172
4.	<b>GARDNER MINSHEW II (SEPT. 8-OCT. 13, 2019)</b>	<b>163</b>
5.	David Garrard (Nov. 22-Dec. 17, 2009)	155

## Passer Rating (min. 200 attempts)

1.	<b>GARDNER MINSHEW II (2019-20)</b>	<b>93.1</b>
2.	David Garrard (2002-10)	85.8
3.	Mark Brunell (1995-2003)	85.4
4.	Blake Bortles (2014-18)	80.6

5.	Byron Leftwich (2003-06)	80.5
6.	Chad Henne (2012-17)	75.4

## RUSHING

### Rushing Yards

1.	Fred Taylor (1998-2008)	11,271
2.	Maurice Jones-Drew (2006-13)	8,071
3.	James Stewart (1995-99)	2,951
4.	Leonard Fournette (2017-19)	2,631
5.	Mark Brunell (1995-2003)	2,219
6.	T.J. Yeldon (2015-18)	1,872
7.	Blake Bortles (2014-18)	1,775
8.	David Garrard (2002-10)	1,746
9.	Stacey Mack (1999-2002)	1,498
10.	Natrone Means (1996-97)	1,330

### Rushing Attempts

1.	Fred Taylor (1998-2008)	2,428
2.	Maurice Jones-Drew (2006-13)	1,804
3.	James Stewart (1995-99)	765
4.	Leonard Fournette (2017-19)	666
5.	T.J. Yeldon (2015-18)	465
6.	Mark Brunell (1995-2003)	429
7.	Natrone Means (1996-97)	396
8.	David Garrard (2002-10)	380
9.	Stacey Mack (1999-2002)	372
10.	Blake Bortles (2014-18)	281
11.	Greg Jones (2004-12)	270

### Rushing Touchdowns

1.	Maurice Jones-Drew (2006-13)	68
2.	Fred Taylor (1998-2008)	62
3.	James Stewart (1995-99)	33
4.	Stacey Mack (1999-2002)	19
5.	Leonard Fournette (2017-19)	17
	David Garrard (2002-10)	17
7.	Mark Brunell (1995-2003)	14
8.	Natrone Means (1996-97)	11
9.	Greg Jones (2004-12)	10

### Consecutive Games with a Rushing TD

1.	Maurice Jones-Drew (Nov. 12-Dec. 31, 2006)	8
2.	Maurice Jones-Drew (Oct. 18-Nov. 22, 2009)	5
3.	Maurice Jones-Drew (Nov. 11-Dec. 2, 2007)	4
	Fred Taylor (Dec. 3-23, 2000)	4
	Fred Taylor (Dec. 13, 1999-Jan. 2, 2000)	4
	James Stewart (Nov. 21-Dec. 13, 1999)	4
	Fred Taylor (Nov. 1-22, 1998)	4
	Natrone Means (Nov. 9-30, 1997)	4

### Rushing Average (min. 100 attempts)

1.	Blake Bortles (2014-18)	6.32
2.	Mark Brunell (1995-2003)	5.17
3.	Fred Taylor (1998-2008)	4.64
4.	David Garrard (2002-10)	4.59
5.	Maurice Jones-Drew (2006-13)	4.47
6.	<b>JAMES ROBINSON (2020)</b>	<b>4.46</b>
7.	Rashad Jennings (2009-12)	4.21
8.	Jordan Todman (2012-14)	4.05
9.	T.J. Yeldon (2015-18)	4.03

### Longest Runs from Scrimmage

1.	Leonard Fournette (Oct. 8, 2017 at PIT)	90t
2.	Leonard Fournette (Sept. 29, 2019 at DEN)	81
3.	Maurice Jones-Drew (Nov. 1, 2009 at TEN)	80t
	Fred Taylor (Dec. 9, 2007 vs. CAR)	80t
5.	Maurice Jones-Drew (Nov. 1, 2009 at TEN)	79t



# INDIVIDUAL RECORDS

6.	Fred Taylor (Oct. 12, 1998 vs. MIA)	77t
7.	Fred Taylor (Oct. 14, 2007 vs. HOU)	76
	Fred Taylor (Dec. 10, 2006 vs. IND)	76
9.	Leonard Fournette (Oct. 15, 2017 vs. LAR)	75t

## Longest Rushing TDs

1.	Leonard Fournette (Oct. 8, 2017 at PIT)	90
2.	Maurice Jones-Drew (Nov. 1, 2009 at TEN)	80
	Fred Taylor (Dec. 9, 2007 vs. CAR)	80
4.	Fred Taylor (Oct. 12, 1998 vs. MIA)	77
5.	Leonard Fournette (Oct. 15, 2017 vs. LAR)	75

## 200-Yard Rushing Games

1.	Leonard Fournette (2017-19)	1
	Fred Taylor (1998-2008)	1

## 100-Yard Rushing Games

1.	Fred Taylor (1998-2008)	48
2.	Maurice Jones-Drew (2006-13)	27
3.	Leonard Fournette (2017-19)	8
4.	James Stewart (1995-99)	6
5.	<b>JAMES ROBINSON (2020)</b>	<b>4</b>
6.	T.J. Yeldon (2015-18)	3

## Consecutive 100-Yard Games

1.	Fred Taylor (Oct. 16-Dec. 17, 2000)	9
2.	Maurice Jones-Drew (Oct. 31-Dec. 12, 2010)	6
3.	Fred Taylor (Nov. 25-Dec. 23, 2007)	5
4.	Maurice Jones-Drew (Dec. 15, 2011-Jan. 1, 2012)	3
	Fred Taylor (Nov. 14-28, 2004)	3
	Fred Taylor (Nov. 23-Dec. 7, 2003)	3
	Stacey Mack (Dec. 16-30, 2001)	3

## RECEIVING

### Receptions

1.	Jimmy Smith (1995-2005)	862
2.	Keenan McCardell (1996-2001)	499
3.	Mercedes Lewis (2006-17)	375
4.	Maurice Jones-Drew (2006-13)	335
5.	Fred Taylor (1998-2008)	286
6.	Kyle Brady (1999-2006)	241
7.	Allen Robinson (2014-17)	202
8.	Pete Mitchell (1995-2002)	191
9.	Reggie Williams (2004-08)	189
	Allen Hurns (2014-17)	189

### Consecutive Games with Reception

1.	Jimmy Smith (Oct. 29, 1995-Dec. 17, 2000)	86
2.	Jimmy Smith (Sept. 9, 2001-Jan. 1, 2006)	76
3.	Maurice Jones-Drew (Dec. 10, 2006-Dec. 19, 2010)	65
4.	Keenan McCardell (Dec. 28, 1998-Jan. 6, 2002)	49
5.	Keenan McCardell (Sept. 1, 1996-Dec. 13, 1998)	45
6.	Allen Robinson (Sept. 7, 2014-Sept. 10, 2017)	43
7.	Allen Hurns (Sept. 7, 2014-Oct. 27, 2016)	38
8.	Leonard Fournette (Sept. 10, 2017 - Dec. 22, 2019)	36

### Receiving Yards

1.	Jimmy Smith (1995-2005)	12,287
2.	Keenan McCardell (1996-2001)	6,393
3.	Mercedes Lewis (2006-16)	4,502
4.	Maurice Jones-Drew (2006-13)	2,873
5.	Allen Robinson (2014-17)	2,848
6.	Allen Hurns (2014-17)	2,631
7.	Kyle Brady (1999-2006)	2,500
8.	Fred Taylor (1998-2008)	2,361

9.	Cecil Shorts III (2011-14)	2,343
10.	Reggie Williams (2004-08)	2,322
11.	Keelan Cole (2017-20)	2,242

## Receiving Touchdowns

1.	Jimmy Smith (1995-2005)	67
2.	Mercedes Lewis (2006-17)	33
3.	Keenan McCardell (1996-2001)	30
4.	Allen Robinson (2014-17)	22
5.	Allen Hurns (2014-17)	21
6.	Reggie Williams (2004-08)	18
7.	Ernest Wilford (2004-10)	15
	Matt Jones (2005-08)	15
9.	Mike Sims-Walker (2008-11)	14
10.	<b>D.J. CHARK JR. (2018-20)</b>	<b>13</b>
	Kyle Brady (1999-2006)	13

## Consecutive Games with Receiving TD

1.	Allen Hurns (Sept. 27-Nov. 15, 2015)	7
2.	Allen Robinson (Nov. 29-Dec. 27, 2015)	5
3.	Julius Thomas (Nov. 19-Dec. 13, 2015)	4
	Mercedes Lewis (Dec. 1-22, 2013)	4
	Cecil Shorts III (Nov. 8-Dec. 2, 2012)	4
	Reggie Williams (Dec. 9-30, 2007)	4

## Yards Per Reception (min. 100 receptions)

1.	Jimmy Smith (1995-2005)	14.25
2.	Allen Hurns (2014-17)	14.12
3.	Keelan Cole (2017-20)	14.10
	Allen Robinson (2014-17)	14.10
5.	Ernest Wilford (2004-10)	13.86
6.	<b>DJ CHARK JR. (2018-20)</b>	<b>13.50</b>
7.	Mike Sims-Walker (2008-11)	13.49

## 200-Yard Receiving Games

1.	Jimmy Smith (1995-2005)	2
2.	Justin Blackmon (2012-13)	1
	Keenan McCardell (1996-2001)	1

## 100-Yard Receiving Games

1.	Jimmy Smith (1995-2005)	46
2.	Keenan McCardell (1996-2001)	19
3.	Allen Robinson (2014-17)	8
	Allen Hurns (2014-17)	8
5.	Cecil Shorts III (2011-14)	7
6.	Matt Jones (2005-08)	6
	Mike Sims-Walker (2008-10)	6
8.	Keelan Cole (2017-20)	4
	<b>DJ CHARK JR. (2018-19)</b>	<b>4</b>
10.	Justin Blackmon (2012-13)	3

## Consecutive 100-Yard Games

1.	Jimmy Smith (Oct. 24-Nov. 14, 2004)	3
	Jimmy Smith (Dec. 19, 1999-Jan. 2, 2000)	3
	Jimmy Smith (Nov. 21-Dec. 2, 1999)	3
	Jimmy Smith (Sept. 12-26, 1999)	3
	Jimmy Smith (Nov. 29-Dec. 13, 1998)	3
	Jimmy Smith (Nov. 9-23, 1997)	3
	Jimmy Smith (Aug. 31-Sept. 22, 1997)	3

## Longest Receptions

1.	Allen Robinson (Dec. 27, 2015 at N.O.)	90t
2.	Troy Edwards (Sept. 28, 2003 at HOU)	84t
3.	Justin Blackmon (Nov. 18, 2012 at HOU)	81t
4.	Donte Moncrief (Dec. 11, 2018 at IND)	80t
	Allen Hurns (Dec. 13, 2015 vs. IND)	80t
	Cecil Shorts III (Sept. 23, 2012 at IND)	80t
	Reggie Williams (Nov. 4, 2007 at N.O.)	80t



# INDIVIDUAL RECORDS

## Longest Receiving TDs

1.	Allen Robinson (Dec. 27, 2015 at N.O.)	90
2.	Troy Edwards (Sept. 28, 2003 at Hou.)	84
3.	Justin Blackmon (Nov. 18, 2012 at HOU)	81
4.	Donte Moncrief (Nov. 11, 2018 at IND)	80
	Allen Hurns (Dec. 13, 2015 vs. IND)	80
	Cecil Shorts III (Sept. 23, 2012 at IND)	80
	Reggie Williams (Nov. 4, 2007 at N.O.)	80
8.	Patrick Johnson (Sept. 15, 2002 at K.C.)	79
9.	Fred Taylor (Nov. 1, 1998 at BAL)	78
10.	Keelan Cole (Dec. 10, 2017 vs. SEA)	75

## YARDAGE

### Scrimmage Yards

1.	Fred Taylor (1998-2008)	13,632
2.	Jimmy Smith (1995-2005)	12,286
3.	Maurice Jones-Drew (2006-13)	10,944
4.	Keenan McCardell (1996-2001)	6,393
5.	Mercedes Lewis (2006-17)	4,502
6.	James Stewart (1995-99)	3,804
7.	Leonard Fournette (2017-19)	3,640
8.	T.J. Yeldon (2015-18)	3,174
9.	Allen Robinson (2014-17)	2,848
10.	Allen Hurns (2014-17)	2,631

### All-Purpose Yards

1.	Fred Taylor (1998-2008)	13,640
2.	Maurice Jones-Drew (2006-13)	13,115
3.	Jimmy Smith (1995-2005)	12,875
4.	Keenan McCardell (1996-2001)	6,499
5.	Mercedes Lewis (2006-17)	4,502
6.	James Stewart (1995-99)	3,804
7.	Reggie Barlow (1996-2000)	3,687
8.	Leonard Fournette (2017-19)	3,640
9.	Mike Thomas (2009-12)	3,276
10.	T.J. Yeldon (2015-18)	3,174
11.	Allen Robinson (2014-17)	2,848

## PUNTING

### Punts

1.	Bryan Barker (1995-2000)	456
2.	Chris Hanson (2001-06)	424
3.	Bryan Anger (2012-15)	360
4.	Adam Podlesh (2007-10)	229
5.	<b>LOGAN COOKE (2018-20)</b>	<b>217</b>
6.	Brad Nortman (2016-17)	164

### Longest Punts

1.	Bryan Barker (Oct. 11, 1999 at NYJ)	83
2.	Brad Nortman (Oct. 2, 2016 vs. IND)	78
3.	Adam Podlesh (Oct. 28, 2007 at T.B.)	76
4.	Chris Hanson (Nov. 20, 2005 at TEN)	74
5.	Bryan Anger (Oct. 4, 2012 vs. DET)	73
6.	<b>LOGAN COOKE (DEC. 16, 2018 vs. WAS)</b>	<b>72</b>
7.	Bryan Anger (Dec. 14, 2014 at BAL)	69
	Chris Hanson (Sept. 12, 2004 at BUF)	69
9.	Brad Nortman (Dec. 18, 2016 at HOU)	67
	Brad Nortman (Sept. 11, 2016 vs. G.B.)	67

### Punt Yards

1.	Bryan Barker (1995-2000)	19,849
2.	Chris Hanson (2001-06)	18,190
3.	Bryan Anger (2012-15)	16,855
4.	<b>LOGAN COOKE (2018-20)</b>	<b>10,048</b>
5.	Adam Podlesh (2007-10)	9,751

6.	Brad Nortman (2016-17)	7,424
----	------------------------	-------

### Inside The 20

1.	Bryan Barker (1995-2000)	151
2.	Chris Hanson (2001-06)	136
3.	Bryan Anger (2011-15)	113
4.	<b>LOGAN COOKE (2018-20)</b>	<b>81</b>
5.	Adam Podlesh (2007-10)	75

### Gross Average (min. 100 punts)

1.	Bryan Anger (2012-15)	46.8
2.	<b>LOGAN COOKE (2018-20)</b>	<b>46.3</b>
3.	Brad Nortman (2016-17)	45.3
4.	Bryan Barker (1995-2000)	43.5
5.	Chris Hanson (2001-06)	42.9

### Net Average (min. 100 punts)

1.	<b>LOGAN COOKE (2018-20)</b>	<b>42.9</b>
2.	Bryan Anger (2012-15)	40.5
3.	Brad Nortman (2016-17)	39.2
4.	Adam Podlesh (2007-10)	37.8

### Fewest Touchbacks (min. 100 punts)

1.	<b>LOGAN COOKE (2018-20)</b>	<b>14</b>
2.	Brad Nortman (2016-17)	17
3.	Adam Podlesh (2007-10)	19
4.	Bryan Anger (2012-15)	27
5.	Bryan Barker (1995-2000)	43

## RETURNS

### Kickoff Returns

1.	Maurice Jones-Drew (2006-13)	79
2.	Deji Karim (2010-11)	77
3.	Brian Witherspoon (2008-09)	76
4.	Reggie Barlow (1996-2000)	70
5.	Jordan Todman (2012-14)	68
6.	Willie Jackson (1995-97)	58
7.	David Allen (2003-04)	52
8.	Derrick Wimbush (2005-06)	47
9.	Elvis Joseph (2001-02)	44
10.	Corey Grant (2015-18)	41

### Kickoff Return Yards

1.	Maurice Jones-Drew (2006-12)	2,054
2.	Deji Karim (2010-11)	1,900
3.	Brian Witherspoon (2008-09)	1,818
4.	Jordan Todman (2012-14)	1,762
5.	Reggie Barlow (1996-2000)	1,634
6.	Willie Jackson (1995-97)	1,206
7.	Derrick Wimbush (2005-06)	1,136
8.	David Allen (2003-04)	1,041
9.	Elvis Joseph (2001-02)	990
10.	Corey Grant (2015-18)	967

### Kick Return Average (min. 50 returns)

1.	Maurice Jones-Drew (2006-13)	26.00
2.	Jordan Todman (2012-14)	25.91
3.	Deji Karim (2010-11)	24.68
4.	Brian Witherspoon (2008-09)	23.92
5.	Reggie Barlow (1996-2000)	23.34
6.	Willie Jackson (1995-97)	20.79

### Longest Kickoff Returns

1.	Marqise Lee (Dec. 18, 2016 at HOU)	100t
	Maurice Jones-Drew (Nov. 4, 2007 at N.O.)	100t
3.	Alvis Whitted (Dec. 26, 1999 at TEN)	98t
4.	Elvis Joseph (Nov. 18, 2001 at PIT)	95t
5.	Maurice Jones-Drew (Dec. 10, 2006 vs. IND)	93t
6.	Reggie Barlow (Dec. 7, 1997 vs. N.E.)	92t





# INDIVIDUAL RECORDS

## Kickoff Return Touchdowns

1.	Maurice Jones-Drew (2006-11)	2
2.	Marqise Lee (2014-2019)	1
	Derrick Wimbush (2005-06)	1
	Jimmy Smith (1995-2005)	1
	Elvis Joseph (2001-02)	1
	Alvis Whitted (1998-2001)	1
	Reggie Barlow (1996-2000)	1

## Punt Returns

1.	Reggie Barlow (1996-2000)	146
2.	Alvin Pearman (2005-08)	81
3.	Mike Thomas (2009-12)	75
4.	Ace Sanders (2013-14)	57
5.	Dede Westbrook (2017-20)	44
6.	David Allen (2003-04)	42
7.	Rashad Greene Sr. (2015-18)	41
8.	Jaydon Mickens (2017-18)	39
	Damon Gibson (2001-02)	39
10.	Chris Hudson (1995-98)	32

## Punt Return Yards

1.	Reggie Barlow (1996-2000)	1,581
2.	Alvin Pearman (2005-08)	693
3.	Mike Thomas (2009-12)	620
4.	David Allen (2003-04)	468
5.	Rashad Greene Sr. (2015-18)	448
6.	Dede Westbrook (2017-20)	425
7.	Ace Sanders (2013-14)	367
8.	Chris Hudson (1995-98)	348
9.	Jaydon Mickens (2017-18)	346
10.	Damon Gibson (2001-02)	333

## Punt Return Average (min. 25 returns)

1.	Bobby Shaw (2002)	12.40
2.	David Allen (2003-04)	11.14
3.	Rashad Greene Sr. (2015-18)	10.93
4.	Chris Hudson (1995-98)	10.88
5.	Reggie Barlow (1996-2000)	10.83
6.	Jermaine Lewis (2003-04)	9.71
7.	Dede Westbrook (2017-20)	9.70
8.	Jaydon Mickens (2017-18)	8.87
9.	Alvin Pearman (2005-08)	8.56
10.	Damon Gibson (2001-02)	8.54

## Longest Punt Returns

1.	Keelan Cole Sr. (Nov. 15, 2020 AT G.B.)	91t
2.	Reggie Barlow (Sept. 13, 1998 vs. K.C.)	85t
3.	Mike Thomas (Dec. 19, 2010 at IND)	78t
4.	Dede Westbrook (Dec. 16, 2018 VS. WAS)	74t
	Reggie Barlow (Nov. 21, 1999 vs. N.O.)	74t
6.	Rashad Greene Sr. (Dec. 13, 2015 vs. IND)	73t
7.	Jaydon Mickens (Dec. 10, 2017 vs. SEA)	72
8.	Bobby Shaw (Oct. 6, 2002 vs. PHI)	69t

## Punt Return Touchdowns

1.	Reggie Barlow (1996-2000)	2
2.	Keelan Cole Sr. (2017-20)	1
	Dede Westbrook (2017-20)	1
	Jaydon Mickens (2017-18)	1
	Rashad Greene Sr. (2015-18)	1
	Mike Thomas (2009-12)	1
	Bobby Shaw (2002)	1

## DEFENSE

### Interceptions

1.	Rashean Mathis (2003-12)	30
2.	Aaron Beasley (1996-2001)	15
3.	Donovin Darius (1998-2006)	14
4.	Derek Cox (2009-12)	12
5.	Paul Posluszny (2011-17)	11
6.	Jalen Ramsey (2016-19)	9
	Telvin Smith Sr. (2014-18)	9
8.	A.J. Bouye (2017-19)	8
	Mike Peterson (2003-08)	8
	Chris Hudson (1995-98)	8

### Longest Interceptions Returns

1.	Aaron Beasley (Sept. 12, 1999 vs. S.F.)	93t
2.	Rashean Mathis (Oct. 5, 2008 vs. PIT)	72t
3.	Tashaun Gipson Sr. (Sept. 10, 2017 at HOU)	67
4.	Rashean Mathis (Sept. 21, 2008 at IND)	61t
5.	Paul Posluszny (Oct. 13, 2013 at DEN)	59t

### INTs Returned for Touchdown

1.	Rashean Mathis (2003-12)	3
	Telvin Smith Sr. (2014-18)	3
3.	Aaron Beasley (1996-2001)	2

### Consecutive Games with INT

1.	Brian Williams (Oct. 14-Nov. 11, 2007)	3
	Rashean Mathis (Jan. 1 - Sept. 18, 2006)	3
3.	Barry Church (Dec. 17 - 24, 2017)	2
	A.J. Bouye (Nov. 12 - 19, 2017)	2
	A.J. Bouye (Sept. 24 - Oct. 1, 2017)	2
	Jalen Ramsey (Dec. 3-10, 2017)	2
	Jalen Ramsey (Dec. 18-24, 2016)	2
	Geno Hayes (Dec. 5-15, 2013)	2
	Derek Cox (Oct. 7-21, 2012)	2
	Morgan Trent (Dec. 24, 2011-Jan. 1, 2012)	2
	Rashean Mathis (Dec. 31, 2006-Sept. 9, 2007)	2
	Gerald Sensabaugh (Dec. 3-10, 2006)	2
	Rashean Mathis (Sept. 10-18, 2006)	2
	Rashean Mathis (Oct. 16-30, 2005)	2
	Donovin Darius (Nov. 21-28, 2004)	2
	Mike Peterson (Nov. 23-30, 2003)	2
	Marlon McCree (Dec. 1-8, 2002)	2
	Marlon McCree (Nov. 10-17, 2002)	2
	Donovin Darius (Oct. 31-Nov. 7, 1999)	2
	Chris Hudson (Sept. 20-27, 1998)	2
	Chris Hudson (Nov. 2-9, 1997)	2
	James Williams (Nov. 26-Dec. 3, 1995)	2

### Sacks

1.	Tony Brackens (1996-2003)	55.0
2.	Yannick Ngakoue (2016-19)	37.5
3.	Joel Smeenge (1995-2000)	34.0
4.	Calais Campbell (2017-19)	31.5
5.	John Henderson (2002-09)	29.0
6.	Paul Spicer (2001-08)	28.5
	Kevin Hardy (1996-2001)	28.5

### Consecutive Games with Sack

1.	Tony Brackens (Nov. 11-Dec. 30, 2001)	8
2.	Seven players, last:	4

### JOSH ALLEN (OCT. 6-27, 2019)

### Tackles

1.	Daryl Smith (2004-12)	1,089
2.	Paul Posluszny (2011-17)	973
3.	Donovin Darius (1998-2006)	858
4.	Mike Peterson (2003-08)	837



# INDIVIDUAL RECORDS

5.	Kevin Hardy (1996-2001)	789
6.	Telvin Smith (2014-18)	580
7.	John Henderson (2002-09)	563
8.	Rashean Mathis (2003-12)	554

## Takeaways

1.	Rashean Mathis (2003-12)	35
2.	Donovin Darius (1998-2006)	20
3.	Tony Brackens (1996-2003)	18
	Aaron Beasley (1996-2001)	18

## FUMBLES

### Fumbles

1.	Mark Brunell (1995-2003)	53
2.	Blake Bortles (2014-18)	46
3.	David Garrard (2002-10)	44
4.	Fred Taylor (1998-2008)	26
	Byron Leftwich (2003-06)	26
6.	Maurice Jones-Drew (2006-13)	22
7.	Blaine Gabbert (2011-13)	21

### Fumbles Lost

1.	David Garrard (2002-10)	21
2.	Blake Bortles (2014-18)	19
3.	Mark Brunell (1995-2003)	18
4.	Fred Taylor (1998-2008)	17
5.	<b>GARDNER MINSHEW II (2019-2020)</b>	<b>11</b>
6.	Maurice Jones-Drew (2006-13)	10
	Byron Leftwich (2003-06)	10

### Forced Fumbles

1.	Tony Brackens (1996-2003)	27
2.	Yannick Ngakoue (2016-19)	14
3.	Daryl Smith (2004-12)	9
	Joel Smeenge (1995-2000)	9
5.	John Henderson (2002-09)	8
	Akin Ayodele (2002-05)	8
	Kevin Hardy (1996-2001)	8
8.	Paul Spicer (2000-08)	7
	Bobby McCray (2004-07)	7
	Donovin Darius (1998-2006)	7
	Aaron Beasley (1996-2001)	7

### Opponent Fumble Recoveries

1.	Tony Brackens (1996-2003)	13
2.	Telvin Smith Sr. (2014-18)	6
	Donovin Darius (1998-2006)	6
	Fernando Bryant (1999-2003)	6

	Kevin Hardy (1996-2001)	6
	Bryan Schwartz (1995-99)	6
	Travis Davis (1995-98)	6

### Longest Fumble Recovery Returns

1.	Aaron Beasley (Nov. 8, 1998 vs. CIN)	90t
2.	Donovin Darius (Nov. 1, 1998 at BAL)	83t
3.	<b>MYLES JACK (OCT. 1, 2017 AT N.Y. JETS)</b>	<b>81t</b>
4.	Daryl Smith (Oct. 14, 2007 vs. HOU)	77t
5.	Yannick Ngakoue (DEC. 31, 2017 at TEN)	67t
6.	Ainsley Battles (Dec. 3, 2001 vs. G.B.)	60t

## BLOCKS

### Blocked Field Goals

1.	Marcus Stroud (2001-07)	2
	Clyde Simmons (1996-97)	2
3.	Calais Campbell (2017-19)	1
	Tyson Alualu (2010-16)	1
	Chris Clemons (2014-15)	1
	Rashean Mathis (2003-10)	1
	John Henderson (2002-09)	1
	Gerald Sensabaugh (2005-08)	1
	Akin Ayodele (2002-05)	1
	Don Davey (1995-98)	1

### Blocked Field Goal Returns

1.	Chris Hudson (Sept. 22, 1997 vs. PIT)	1
	Mickey Washington (Dec. 1, 1996 vs. CIN)	1

### Blocked Punts

1.	Donovin Darius (1998-2006)	2
	Dave Thomas (1995-99)	2

### Blocked Punt Returns

1.	<b>DANIEL THOMAS (OCT. 25, 2020 AT LAC)</b>	<b>1</b>
	Mike Harris (Dec. 30, 2012 at TEN)	1
	Zach Potter (Dec. 15, 2011 at ATL)	1
	Alvis Whitted (Nov. 1, 1998 at BAL)	1
	Jimmy Smith (Dec. 3, 1995 at DEN)	1

### Blocked Extra Points

1.	Cody Davis (Nov. 3, 2019 vs. HOU)	1
	Telvin Smith Sr. (Dec. 31, 2017 at TEN)	1
	Jalen Myrick (Dec. 24, 2017 at S.F.)	1
	Sen'Derrick Marks (Nov. 20, 2016 at DET)	1
	Tony Brackens (Oct. 5, 1997 vs. CIN)	1
	Clyde Simmons (Sept. 22, 1996 at N.E.)	1



# SINGLE-SEASON RECORDS

## SCORING

Points		
1.	Mike Hollis (1997)	134
2.	Mike Hollis (1999)	130
3.	Josh Scobee (2006)	119
4.	<b>JOSH LAMBO (2019)</b>	<b>118</b>
5.	Mike Hollis (1996)	117
6.	Jason Myers (2016)	110
	Jason Myers (2015)	110
8.	Mike Hollis (1998)	108

Touchdowns		
1.	Fred Taylor (1998)	17
2.	Maurice Jones-Drew (2009)	16
	Maurice Jones-Drew (2006)	16
4.	Allen Robinson (2015)	14
	Maurice Jones-Drew (2008)	14
	Fred Taylor (2000)	14
7.	James Stewart (1999)	13
8.	Maurice Jones-Drew (2011)	11
9.	Several players tied	10

Field Goals		
1.	<b>JOSH LAMBO (2019)</b>	<b>33</b>
2.	Mike Hollis (1999)	31
	Mike Hollis (1997)	31
4.	Mike Hollis (1996)	30
5.	Jason Myers (2016)	27
6.	Jason Myers (2015)	26
	Josh Scobee (2006)	26
8.	Josh Scobee (2012)	25
9.	Josh Scobee (2000)	24
	Mike Hollis (2000)	24

Field Goal % (min. 20 attempts)		
1.	<b>JOSH LAMBO (2019)</b>	<b>97.1</b>
2.	<b>JOSH LAMBO (2017)</b>	<b>95.0</b>
3.	Mike Hollis (2000)	92.3
4.	Josh Scobee (2013)	92.0
	Josh Scobee (2011)	92.0
6.	<b>JOSH LAMBO (2018)</b>	<b>90.5</b>
7.	Josh Scobee (2012)	89.3
8.	Jason Myers (2015)	86.7
9.	Mike Hollis (1997)	86.1
10.	Mike Hollis (1996)	83.3
11.	Mike Hollis (1999)	81.6
12.	Josh Scobee (2006)	81.3

Extra Points		
1.	Mike Hollis (1998)	45
2.	Josh Scobee (2010)	41
	Josh Scobee (2006)	41
	Mike Hollis (1997)	41
5.	Josh Scobee (2005)	38
6.	Mike Hollis (1999)	37
7.	Josh Scobee (2008)	33
	Mike Hollis (2000)	33
9.	Jason Myers (2015)	32

## PASSING

Pass Completions		
1.	Blake Bortles (2016)	368
2.	Blake Bortles (2015)	355
3.	Mark Brunell (1996)	353
4.	David Garrard (2008)	335
5.	Blake Bortles (2017)	315

6.	David Garrard (2009)	314
7.	Mark Brunell (2000)	311
8.	Chad Henne (2013)	305
9.	Mark Brunell (2001)	289
10.	<b>GARDNER MINSHEW II (2019)</b>	<b>285</b>

Pass Attempts		
1.	Blake Bortles (2016)	625
2.	Blake Bortles (2015)	606
3.	Mark Brunell (1996)	557
4.	David Garrard (2008)	535
5.	Blake Bortles (2017)	523
6.	David Garrard (2009)	516
7.	Mark Brunell (2000)	512
8.	Chad Henne (2013)	503
9.	Blake Bortles (2014)	475
10.	Mark Brunell (2001)	473

Completion % (min. 300 attempts)		
1.	David Garrard (2010)	64.5
2.	David Garrard (2007)	64.0
3.	Mark Brunell (1996)	63.4
4.	David Garrard (2008)	62.6
5.	Mark Brunell (2001)	61.1
6.	David Garrard (2009)	60.9
7.	Mark Brunell (2000)	60.7

Passing Yards		
1.	Blake Bortles (2015)	4,428
2.	Mark Brunell (1996) *Led NFL*	4,367
3.	Blake Bortles (2016)	3,905
4.	Blake Bortles (2017)	3,687
5.	Mark Brunell (2000)	3,640
6.	David Garrard (2008)	3,620
7.	David Garrard (2009)	3,597
8.	Mark Brunell (2001)	3,309
9.	Mark Brunell (1997)	3,281
10.	<b>GARDNER MINSHEW II (2019)</b>	<b>3,271</b>

Average Gain Per Attempt (min. 300 attempts)		
1.	Mark Brunell (1996) *Led NFL*	7.8
2.	David Garrard (2007)	7.7
3.	Mark Brunell (1997)	7.5
	David Garrard (2010)	7.5
5.	Blake Bortles (2015)	7.3
	Mark Brunell (1998)	7.3
7.	Mark Brunell (2000)	7.1
8.	<b>GARDNER MINSHEW II (2019)</b>	<b>7.0</b>
	Blake Bortles (2017)	7.0
	Byron Leftwich (2005)	7.0
	Mark Brunell (2001)	7.0

Touchdown Passes		
1.	Blake Bortles (2015)	35
2.	Blake Bortles (2016)	23
	David Garrard (2010)	23
4.	<b>GARDNER MINSHEW II (2019)</b>	<b>21</b>
	Blake Bortles (2017)	21
6.	Mark Brunell (2000)	20
	Mark Brunell (1998)	20
8.	Mark Brunell (2001)	19
	Mark Brunell (1996)	19
10.	David Garrard (2007)	18
	Mark Brunell (1997)	18

Interceptions		
1.	Mark Brunell (1996)	20
2.	Blake Bortles (2015)	18



# SINGLE-SEASON RECORDS

3.	Blake Bortles (2014)	17
4.	Blake Bortles (2016)	16
	Byron Leftwich (2003)	16
6.	David Garrard (2010)	15
7.	Chad Henne (2013)	14
	Mark Brunell (2000)	14
9.	Blake Bortles (2017)	13
	David Garrard (2008)	13
	Mark Brunell (2001)	13

## Interception % (min. 300 attempts)

1.	David Garrard (2007)	0.9
2.	<b>GARDNER MINSHEW II (2019)</b>	<b>1.3</b>
3.	<b>GARDNER MINSHEW II (2020)</b>	<b>1.5</b>
4.	Mark Brunell (1997)	1.6
5.	Byron Leftwich (2005)	1.7
	Mark Brunell (2002)	1.7
7.	David Garrard (2009)	1.9
8.	Mark Brunell (1999)	2.0
	Mark Brunell (1995)	2.0
10.	Byron Leftwich (2004)	2.3

## 400-Yard Passing Games

1.	Mark Brunell (1996)	2
2.	Blake Bortles (2018)	1

## 300-Yard Passing Games

1.	Blake Bortles (2015)	6
	Mark Brunell (1996)	6
3.	Blake Bortles (2016)	5
4.	Blake Bortles (2018)	4
	Blake Bortles (2017)	4

## Passer Rating (min. 300 attempts)

1.	David Garrard (2007)	102.2
2.	<b>GARDNER MINSHEW II (2020)</b>	<b>95.9</b>
3.	<b>GARDNER MINSHEW II (2019)</b>	<b>91.2</b>
	Mark Brunell (1997)	91.2
5.	David Garrard (2010)	90.8
6.	Mark Brunell (1998)	89.9
7.	Byron Leftwich (2005)	89.3
8.	Blake Bortles (2015)	88.2
9.	Mark Brunell (2002)	85.7
10.	Blake Bortles (2017)	84.7

## RUSHING

### Rushing Attempts

1.	Fred Taylor (2003)	345
2.	Maurice Jones-Drew (2011)	343
3.	Maurice Jones-Drew (2009)	312
4.	Maurice Jones-Drew (2010)	299
5.	Fred Taylor (2000)	292
6.	Fred Taylor (2002)	287
7.	Leonard Fournette (2017)	268
8.	Leonard Fournette (2019)	265
9.	Fred Taylor (1998)	264
10.	Fred Taylor (2004)	260

### Rushing Yards

1.	Maurice Jones-Drew (2011) *Led NFL*	1,606
2.	Fred Taylor (2003)	1,572
3.	Fred Taylor (2000)	1,399
4.	Maurice Jones-Drew (2009)	1,391
5.	Maurice Jones-Drew (2010)	1,324
6.	Fred Taylor (2002)	1,314
7.	Fred Taylor (2004)	1,224
8.	Fred Taylor (1998)	1,223

9.	Fred Taylor (2007)	1,202
10.	Leonard Fournette (2019)	1,152

### Rushing Touchdowns

1.	Maurice Jones-Drew (2009)	15
2.	Fred Taylor (1998)	14
3.	Maurice Jones-Drew (2006)	13
	James Stewart (1999)	13
5.	Maurice Jones-Drew (2008)	12
	Fred Taylor (2000)	12
7.	Leonard Fournette (2017)	9
	Maurice Jones-Drew (2007)	9
	Stacey Mack (2002)	9
	Stacey Mack (2001)	9
	Natrone Means (1997)	9

### Rushing Average (min. 150 attempts)

1.	Maurice Jones-Drew (2006)	5.67
2.	Fred Taylor (2007)	5.39
3.	Fred Taylor (2006)	4.96
4.	Fred Taylor (2000)	4.79
5.	Fred Taylor (2004)	4.71
6.	Maurice Jones-Drew (2011)	4.68
7.	Fred Taylor (1998)	4.63
8.	Maurice Jones-Drew (2007)	4.60
	Fred Taylor (1999)	4.60

### 200-Yard Rushing Games

1.	Leonard Fournette (2019)	1
	Fred Taylor (2000)	1

### 100-Yard Rushing Games

1.	Fred Taylor (2000)	9
2.	Maurice Jones-Drew (2010)	7
	Fred Taylor (2003)	7
4.	Maurice Jones-Drew (2011)	6
	Fred Taylor (1998)	6
6.	Leonard Fournette (2017)	5
	Maurice Jones-Drew (2009)	5
	Fred Taylor (2007)	5
	Fred Taylor (2004)	5
	Fred Taylor (2002)	5
11.	Fred Taylor (2006)	4
	<b>JAMES ROBINSON (2020)</b>	<b>4</b>

## RECEIVING

### Receptions

1.	Jimmy Smith (1999) *Led NFL*	116
2.	Jimmy Smith (2001)	112
3.	Keenan McCardell (2000)	94
4.	Keenan McCardell (2001)	93
5.	Jimmy Smith (2000)	91
6.	Keenan McCardell (1997)	85
	Keenan McCardell (1996)	85
8.	Jimmy Smith (1996)	83
9.	Jimmy Smith (1997)	82

### Receiving Yards

1.	Jimmy Smith (1999)	1,636
2.	Allen Robinson (2015)	1,400
3.	Jimmy Smith (2001)	1,373
4.	Jimmy Smith (1997)	1,324
5.	Jimmy Smith (1996)	1,244
6.	Jimmy Smith (2000)	1,213
7.	Keenan McCardell (2000)	1,207
8.	Jimmy Smith (1998)	1,182
9.	Jimmy Smith (2004)	1,172



# SINGLE-SEASON RECORDS

10.	Keenan McCardell (1997)	1,164
11.	Keenan McCardell (1996)	1,129
12.	Keenan McCardell (2001)	1,110
13.	Allen Hurns (2015)	1,031
14.	Jimmy Smith (2002)	1,027
15.	Jimmy Smith (2005)	1,023

## Receiving Touchdowns

1.	Allen Robinson (2015) *Led NFL*	14
2.	Allen Hurns (2015)	10
	Marcedes Lewis (2010)	10
	Reggie Williams (2007)	10
5.	<b>DJ CHARK JR. (2019)</b>	<b>8</b>
	Jimmy Smith (2001)	8
	Jimmy Smith (2000)	8
	Jimmy Smith (1998)	8

## Yards Per Reception (min. 50 receptions)

1.	Cecil Shorts III (2012)	17.80
2.	Allen Robinson (2015)	17.50
3.	Jimmy Smith (1997)	16.15
4.	Allen Hurns (2015)	16.11
5.	Jimmy Smith (2004)	15.84
6.	Jimmy Smith (1998)	15.15

## 200-Yard Receiving Games

1.	Justin Blackmon (2012)	1
	Jimmy Smith (2000)	1
	Jimmy Smith (1999)	1
	Keenan McCardell (1996)	1

## 100-Yard Receiving Games

1.	Jimmy Smith (1999)	9
2.	Allen Robinson (2015)	6
	Jimmy Smith (2001)	6
	Jimmy Smith (1997)	6
5.	Allen Hurns (2015)	5
	Keenan McCardell (2000)	5
	Jimmy Smith (2000)	5
	Jimmy Smith (2000)	5

## YARDAGE

### Scrimmage Yards

1.	Maurice Jones-Drew (2011)	1,980
2.	Fred Taylor (2003)	1,942
3.	Maurice Jones-Drew (2009)	1,765
4.	Fred Taylor (2002)	1,722
5.	Leonard Fournette (2019)	1,674
6.	Fred Taylor (1998)	1,644
7.	Maurice Jones-Drew (2010)	1,641
8.	Fred Taylor (2000)	1,639
9.	Jimmy Smith (1999)	1,636
10.	Fred Taylor (2004)	1,569

### All-Purpose Yards

1.	Maurice Jones-Drew (2006)	2,250
2.	Maurice Jones-Drew (2007)	2,014
3.	Maurice Jones-Drew (2011)	1,964
4.	Fred Taylor (2003)	1,942
5.	Maurice Jones-Drew (2009)	1,886
6.	Maurice Jones-Drew (2008)	1,739
7.	Fred Taylor (2002)	1,722
8.	Leonard Fournette (2019)	1,674
9.	Fred Taylor (1998)	1,653
10.	Maurice Jones-Drew (2010)	1,641

## PUNTING

### Punts

1.	Bryan Anger (2013)	95
2.	Bryan Anger (2014)	94
3.	Bryan Anger (2012)	91
4.	Brad Nortman (2017)	87
5.	<b>LOGAN COOKE (2018)</b>	<b>86</b>
6.	Bryan Barker (1998)	85
7.	Chris Hanson (2004)	84
8.	Chris Hanson (2005)	82
	Chris Hanson (2001)	82
	Bryan Barker (1995)	82

### Gross Average (min. 50 punts)

1.	Bryan Anger (2012) *NFL rookie record*	47.8
2.	<b>LOGAN COOKE (2020)</b>	<b>47.7</b>
3.	Bryan Anger (2014)	47.5
4.	<b>LOGAN COOKE (2019)</b>	<b>46.8</b>
5.	Brad Nortman (2016)	46.6
6.	Bryan Anger (2015)	46.3
7.	Bryan Anger (2013)	45.7
8.	<b>LOGAN COOKE (2018)</b>	<b>45.0</b>

### Net Average (min. 50 punts)

1.	<b>LOGAN COOKE (2019) *Led NFL*</b>	<b>44.5</b>
2.	<b>LOGAN COOKE (2020)</b>	<b>43.2</b>
3.	<b>LOGAN COOKE (2018)</b>	<b>41.3</b>
4.	Bryan Anger (2012) *NFL rookie record*	40.8
5.	Bryan Anger (2013)	40.5
6.	Bryan Anger (2014)	39.6
7.	Brad Nortman (2016)	39.5
	Bryan Anger (2015)	39.5

### Inside The 20

1.	<b>LOGAN COOKE (2018)</b>	<b>37</b>
2.	Chris Hanson (2005)	33
3.	Bryan Barker (1999)	32
4.	Bryan Anger (2013)	31
	Bryan Anger (2012)	31

### Touchbacks (min. 50 punts)

1.	<b>LOGAN COOKE (2019)</b>	<b>2</b>
	Adam Podlesh (2007)	2
3.	Bryan Anger (2015)	4

## RETURNS

### Kickoff Returns

1.	Brian Witherspoon (2008)	52
2.	Deji Karim (2010)	50
3.	David Allen (2003)	41
4.	Derrick Wimbush (2005)	39
5.	Jordan Todman (2014)	38
6.	Shyrone Stith (2000)	33
7.	Willie Jackson (1997)	32
8.	Maurice Jones-Drew (2007)	31
	Maurice Jones-Drew (2006)	31
10.	Reggie Barlow (1998)	30

### Kickoff Return Yards

1.	Brian Witherspoon (2008)	1,250
2.	Deji Karim (2010)	1,248
3.	Jordan Todman (2014)	972
4.	Derrick Wimbush (2005)	955
5.	Maurice Jones-Drew (2006)	860
6.	David Allen (2003)	831
7.	Maurice Jones-Drew (2007)	811



# SINGLE-SEASON RECORDS

8.	Shyrone Stith (2000)	785
9.	Reggie Barlow (1998)	747
10.	Jordan Todman (2013)	712

## Kickoff Return Average (min. 15 returns)

1.	Marqise Lee (2016)	30.3
2.	Maurice Jones-Drew (2006)	27.7
3.	Jordan Todman (2013)	27.4
4.	Maurice Jones-Drew (2007)	26.2
5.	Jordan Todman (2014)	25.6
6.	Elvis Joseph (2001)	25.2
7.	Deji Karim (2010)	25.0
8.	Corey Grant (2017)	24.9
	Reggie Barlow (1998)	24.9

## Kickoff Return Touchdowns

1.	Eight players, last: Marqise Lee (2016)	1
----	--	---

## Punt Returns

1.	Alvin Pearman (2005)	49
2.	Reggie Barlow (1998)	43
3.	Damon Gibson (2001)	38
	Reggie Barlow (1999)	38
5.	Reggie Barlow (1997)	36
6.	Mike Thomas (2010)	34
7.	Ace Sanders (2014)	32
	Chris Hudson (2006)	32
	Chris Hudson (1996)	32
10.	Reggie Barlow (2000)	29

## Punt Return Yards

1.	Reggie Barlow (1998)	555
2.	Reggie Barlow (1999)	414
3.	Reggie Barlow (1997)	412
4.	Alvin Pearman (2005)	410
5.	Mike Thomas (2010)	358
6.	Chris Hudson (1996)	348
7.	Damon Gibson (2001)	333
8.	David Allen (2003)	324
9.	Bobby Shaw (2002)	310
10.	Rashad Greene Sr. (2015)	301

## Punt Return Average (min. 15 returns)

1.	Rashad Greene Sr. (2015)	16.7
2.	Dede Westbrook (2018)	14.0
3.	Reggie Barlow (1998)	12.9
4.	Bobby Shaw (2002)	12.4
5.	David Allen (2003)	12.0
6.	Reggie Barlow (1997)	11.4
7.	Brian Witherspoon (2008)	11.3
8.	Reggie Barlow (1999)	10.9
	Chris Hudson (1996)	10.9
10.	Jaydon Mickens (2017)	10.6

## Punt Return Touchdowns

1.	Keelan Cole (2020)	1
	Dede Westbrook (2018)	1
	Jaydon Mickens (2017)	1
	Rashad Greene Sr. (2015)	1
	Mike Thomas (2010)	1
	Bobby Shaw (2002)	1
	Reggie Barlow (1998, 1999)	1

## DEFENSE

### Interceptions

1.	Rashean Mathis (2006)	8
2.	A.J. Bouye (2017)	6
	Marlon McCree (2002)	6
	Aaron Beasley (1999)	6
5.	Reggie Nelson (2007)	5
	Rashean Mathis (2005)	5
	Donovin Darius (2004)	5
	Rashean Mathis (2004)	5
	Deon Figures (1997)	5

### INTs Returned for Touchdown

1.	Rashean Mathis (2008)	2
	Aaron Beasley (1999)	2
3.	Several players tied	1

### Sacks

1.	Calais Campbell (2017)	14.5
2.	Yannick Ngakoue (2017)	12.0
	Tony Brackens (1999)	12.0
4.	Tony Brackens (2001)	11.0
5.	<b>JOSH ALLEN (2019)</b>	<b>10.5</b>
	Calais Campbell (2018)	10.5
	Kevin Hardy (1999)	10.5

### Tackles

1.	Paul Posluszny (2012)	231
2.	Hardy Nickerson (2001)	230
3.	Russell Allen (2012)	201
4.	Paul Posluszny (2011)	192
5.	Mike Peterson (2005)	190
6.	Wali Rainer (2002)	188
7.	Kevin Hardy (1998)	186
8.	Mike Peterson (2004)	178

### Takeaways

1.	Donovin Darius (2004)	9
2.	Rashean Mathis (2006)	8
3.	A.J. Bouye (2017)	6
	Marlon McCree (2002)	6
	Aaron Beasley (1999)	6

## FUMBLES

### Fumbles

1.	Blake Bortles (2015)	14
	Blaine Gabbert (2011)	14
	David Garrard (2009)	14
	Mark Brunell (1996)	14

### Fumbles Lost

1.	David Garrard (2009)	8
2.	<b>GARDNER MINSHEW II (2019)</b>	<b>7</b>
3.	Blake Bortles (2016)	6
	Byron Leftwich (2003)	6
5.	Blake Bortles (2015)	5
	Blaine Gabbert (2011)	5

### Forced Fumbles

1.	Tony Brackens (1999)	8
2.	Yannick Ngakoue (2017)	6
	Tony Brackens (1997)	6

### Opponent Fumble Recoveries

1.	Donovin Darius (2004)	4
	Bryan Schwartz (1998)	4



# SINGLE-GAME RECORDS

## SCORING

Points		
1.	James Stewart (Oct. 12, 1997 vs. PHI)	30
2.	Maurice Jones-Drew (Dec. 11, 2011 vs. T.B.)	24
	Fred Taylor (Nov. 19, 2000 at PIT)	24
4.	Several players tied	18
Touchdowns		
1.	James Stewart (Oct. 12, 1997 vs. PHI)	5
2.	Maurice Jones-Drew (Dec. 11, 2011 vs. T.B.)	4
	Fred Taylor (Nov. 19, 2000 at PIT)	4
4.	Several players tied	3
Field Goals		
1.	Josh Scobee (Oct. 10, 2010 at BUF)	5
	Josh Scobee (Nov. 25, 2007 vs. BUF)	5
	Mike Hollis (Sept. 10, 2000 at BAL)	5
	Mike Hollis (Nov. 30, 1997 vs. BAL)	5
	Mike Hollis (Dec. 1, 1996 vs. CIN)	5
6.	Several players tied	4
Extra Points		
1.	Josh Scobee (Dec. 23, 2007 vs. OAK)	7
2.	<b>JOSH LAMBO (Dec. 17, 2017 vs. HOU)</b>	<b>6</b>
	Jason Myers (Dec. 13, 2015 vs. IND)	6
	Mike Hollis (Dec. 3, 2000 vs. CLE)	6
	Mike Hollis (Nov. 1, 1998 at BAL)	6

## PASSING

Pass Completions		
1.	Mark Brunell (Oct. 20, 1996 at STL)	37
2.	Byron Leftwich (Oct. 10, 2004 at S.D.)	36
3.	Blake Bortles (Oct. 7, 2018 at K.C.)	33
	Blake Bortles (Oct. 27, 2016 at TEN)	33
	Nick Foles (Nov. 17, 2019 at IND)	33
6.	Nick Foles (Nov. 24, 2019 at TEN)	32
	Blake Bortles (Dec. 24, 2017 at S.F.)	32
	Blake Bortles (Nov. 13, 2016 vs. HOU)	32
	Blake Bortles (Oct. 12, 2014 at TEN)	32
10.	Blake Bortles (Sept. 18, 2016 at S.D.)	31
Pass Attempts		
1.	Blake Bortles (Oct. 7, 2018 at K.C.)	61
2.	Blake Bortles (Oct. 27, 2016 vs. TEN)	54
	Byron Leftwich (Oct. 10, 2004 at S.D.)	54
4.	Blake Bortles (Oct. 18, 2015 vs. HOU)	53
5.	Mark Brunell (Oct. 20, 1996 at STL)	52
6.	Blake Bortles (Nov. 12, 2017 vs. LAC)	51
	Chad Henne (Dec. 29, 2013 at IND)	51
	Chad Henne (Dec. 23, 2012 vs. N.E.)	51
9.	Blake Bortles (Dec. 24, 2017 at S.F.)	50
	Blake Bortles (Sept. 18, 2016 at S.D.)	50
	Blake Bortles (Oct. 4, 2015 at IND)	50
	Mark Brunell (Sept. 10, 2000 at BAL)	50
Completion % (min. 20 attempts)		
1.	<b>GARDNER MINSHEW II (SEPT. 13, 2020 VS. IND)</b>	<b>95.0</b>
2.	<b>GARDNER MINSHEW II (SEPT. 8, 2019 VS. K.C.)</b>	<b>88.0</b>
3.	Mark Brunell (Sept. 7, 2003 at CAR)	85.2
4.	Mark Brunell (Oct. 29, 2000 at DAL)	83.3
	Rob Johnson (Aug. 31, 1997 at BAL)	83.3
6.	David Garrard (Dec. 2, 2007 at IND)	82.8
7.	David Garrard (Oct. 31, 2010 at DAL)	81.0
8.	David Garrard (Oct. 10, 2010 at BUF)	80.0
	Mark Brunell (Oct. 6, 1996 at N.O.)	80.0

## Passing Yards

1.	Mark Brunell (Sept. 22, 1996 at N.E.)	432
2.	Blake Bortles (Oct. 7, 2018 at K.C.)	430
3.	Mark Brunell (Oct. 20, 1996 at STL)	421
4.	Blake Bortles (Sept. 30, 2018 vs. NYJ)	388
5.	Mark Brunell (Sept. 10, 2000 at BAL)	386
6.	Blake Bortles (Dec. 24, 2017 at S.F.)	382
7.	Blake Bortles (Nov. 8, 2015 at NYJ)	381
8.	Blake Bortles (Sept. 16, 2018 vs. N.E.)	376
	Mark Brunell (Sept. 20, 1998 vs. BAL)	376
10.	<b>GARDNER MINSHEW II (OCT. 6, 2019 AT CAR)</b>	<b>374</b>
11.	Blake Bortles (Dec. 27, 2015 at N.O.)	368
12.	Byron Leftwich (Oct. 10, 2004 at S.D.)	357

## Passing TDs

1.	Blake Bortles (Dec. 6, 2015 at TEN)	5
2.	Blake Bortles (Sept. 16, 2018 vs. N.E.)	4
	Blake Bortles (Sept. 24, 2017 vs. BAL)	4
	Blake Bortles (Dec. 27, 2015 at N.O.)	4
	Blake Bortles (Oct. 11, 2015 at T.B.)	4
	Chad Henne (Nov. 18, 2012 at HOU)	4
	David Garrard (Oct. 31, 2010 at DAL)	4
	Quinn Gray (Dec. 30, 2007 at HOU)	4
	Mark Brunell (Nov. 29, 1998 at CIN)	4

## Interceptions

1.	Mark Brunell (Oct. 20, 1996 at STL)	5
2.	<b>JAKE LUTON (NOV. 22, 2020 VS. PIT)</b>	<b>4</b>
	Blake Bortles (Oct. 7, 2018 at K.C.)	4
	Luke McCown (Sept. 18, 2011 at NYJ)	4
	David Garrard (Sept. 19, 2010 at S.D.)	4
	David Garrard (Nov. 12, 2006 vs. HOU)	4

## Average Gain Per Attempt (min. 20 attempts)

1.	Blake Bortles (Oct. 22, 2017 at IND)	12.7
2.	David Garrard (Oct. 21, 2010 at DAL)	12.4
3.	Rob Johnson (Aug. 31, 1997 at BAL)	12.3
4.	Byron Leftwich (Oct. 5, 2003 vs. S.D.)	12.0
5.	Mark Brunell (Nov. 1, 1998 at BAL)	11.9
6.	Mark Brunell (Nov. 21, 1999 vs. N.O.)	11.7
7.	Blake Bortles (Dec. 17, 2017 vs. HOU)	11.2

## RUSHING

Rushing Attempts		
1.	Fred Taylor (Sept. 25, 2005 at NYJ)	37
2.	Fred Taylor (Dec. 21, 2003 vs. N.O.)	34
3.	Maurice Jones-Drew (Oct. 18, 2009 vs. STL)	33
4.	Fred Taylor (Nov. 23, 2003 at NYJ)	32
	Fred Taylor (Dec. 17, 2000 at CIN)	32
	Fred Taylor (Dec. 6, 1998 vs. Det.)	32
7.	Maurice Jones-Drew (Dec. 5, 2010 at TEN)	31
	Fred Taylor (Oct. 29, 2000 at DAL)	31
Rushing Yards		
1.	Fred Taylor (Nov. 19, 2000 at PIT)	234
2.	Leonard Fournette (Sept. 29, 2019 at DEN)	225
3.	Fred Taylor (Dec. 21, 2003 vs. N.O.)	194
4.	Maurice Jones-Drew (Dec. 5, 2010 at TEN)	186
5.	Fred Taylor (Dec. 6, 1998 vs. DET)	183
6.	Leonard Fournette (Oct. 8, 2017 at PIT)	181
	Fred Taylor (Dec. 3, 2000 vs. CLE)	181
8.	Maurice Jones-Drew (Sept. 23, 2012 at IND)	177
	Maurice Jones-Drew (Nov. 1, 2009 at TEN)	177
10.	Maurice Jones-Drew (Jan. 1, 2012 vs. IND)	169



# SINGLE-GAME RECORDS

## Rushing Touchdowns

1.	James Stewart (Oct. 12, 1997 vs. PHI)	5
2.	Nine players, last: Maurice Jones-Drew (Oct. 18, 2009 vs. STL)	4

## Rushing Average (min. 10 attempts)

1.	Maurice Jones-Drew (Dec. 10, 2006 vs. IND)	11.07
2.	Maurice Jones-Drew (Oct. 14, 2007 vs. HOU)	10.42
3.	Fred Taylor (Oct. 31, 1999 at CIN)	8.53
4.	Maurice Jones-Drew (Sept. 24, 2006 at IND)	7.92
5.	Stacey Mack (Dec. 30, 2001 vs. K.C.)	7.81
6.	Fred Taylor (Nov. 19, 2000 at PIT)	7.80
7.	Leonard Fournette (Sept. 29, 2019 at DEN)	7.76

## RECEIVING

### Receptions

1.	Keenan McCardell (Oct. 20, 1996 at STL)	16
2.	Jimmy Smith (Sept. 10, 2000 at BAL)	15
3.	Justin Blackmon (Oct. 13, 2013 at DEN)	14
	Jimmy Smith (Jan. 2, 2000 vs. CIN)	14
5.	Allen Hurns (Oct. 4, 2015 at IND)	11
	Keenan McCardell (Dec. 23, 2000 at NYG)	11
	Keenan McCardell (Oct. 1, 2000 vs. PIT)	11
	Keenan McCardell (Dec. 7, 1997 vs. N.E.)	11

### Receiving Yards

1.	Jimmy Smith (Sept. 10, 2000 at BAL)	291
2.	Justin Blackmon (Nov. 18, 2012 at HOU)	236
3.	Keenan McCardell (Oct. 20, 1996 at STL)	232
4.	Jimmy Smith (Nov. 21, 1999 vs. N.O.)	220
5.	Justin Blackmon (Oct. 13, 2013 at DEN)	190
6.	Keelan Cole (Dec. 17, 2017 vs. HOU)	186
7.	Jimmy Smith (Jan. 2, 2000 vs. CIN)	165
8.	<b>D.J. CHARK JR. (Oct. 6, 2019 at CAR)</b>	<b>164</b>
	Jimmy Smith (Sept. 22, 1997 vs. PIT)	164
10.	Jimmy Smith (Dec. 1, 1996 vs. CIN)	162

### Receiving TDs

1.	Mercedes Lewis (Sept. 24, 2017 vs. BAL)	3
	Allen Robinson (Dec. 6, 2015 at TEN)	3
	Jimmy Smith (Sept. 10, 2000 at BAL)	3
4.	Several players tied	2

### Yards Per Reception (min. 4 receptions)

1.	<b>D.J. CHARK JR. (Sept. 8, 2019 vs. K.C.)</b>	<b>36.50</b>
2.	Justin Blackmon (Nov. 18, 2012 at HOU)	33.71
3.	Ernest Wilford (Dec. 24, 2005 at HOU)	29.50
4.	Andre Rison (Sept. 22, 1996 at N.E.)	28.75

## YARDAGE

### Scrimmage Yards

1.	Jimmy Smith (Sept. 10, 2000 at BAL)	291
2.	Fred Taylor (Nov. 19, 2000 at PIT)	248
3.	Leonard Fournette (Sept. 29, 2019 at DEN)	245
4.	Fred Taylor (Sept. 29, 2002 vs. NYJ)	237
5.	Justin Blackmon (Nov. 18, 2012 at HOU)	236
6.	Keenan McCardell (Oct. 20, 1996 at STL)	232
7.	Fred Taylor (Dec. 21, 2003 at N.O.)	225
8.	Maurice Jones-Drew (Nov. 21, 2010 vs. CLE)	220
	Jimmy Smith (Nov. 21, 1999 vs. N.O.)	220
10.	Fred Taylor (Sept. 20, 1998 vs. BAL)	213

### All-Purpose Yards

1.	Maurice Jones-Drew (Dec. 10, 2006 vs. IND)	303
2.	Jimmy Smith (Sept. 10, 2000 at BAL)	291
3.	Maurice Jones-Drew (Oct. 14, 2007 vs. HOU)	260
4.	Fred Taylor (Nov. 19, 2000 at PIT)	248

5.	Leonard Fournette (Sept. 29, 2019 at DEN)	245
6.	Maurice Jones-Drew (Sept. 24, 2006 at IND)	244
7.	Fred Taylor (Sept. 29, 2002 vs. NYJ)	237
8.	Justin Blackmon (Nov. 18, 2012 at HOU)	236
9.	Maurice Jones-Drew (Nov. 23, 2008 vs. MIN)	233
10.	Keenan McCardell (Oct. 20, 1996 at STL)	232

## PUNTING

### Punts

1.	Bryan Anger (Sept. 8, 2013 vs. K.C.)	11
2.	Adam Podlesh (Nov. 16, 2008 vs. TEN)	10
3.	Several players tied	9

### Punts Inside 20 (since 2000)

1.	Bryan Anger (Nov. 17, 2013 vs. ARI)	6
2.	Brad Nortman (Oct. 1, 2017 at NYJ)	5
	Bryan Anger (Oct. 4, 2015 at IND)	5
	Bryan Anger (Dec. 9, 2012 vs. NYJ)	5

### Gross Average (min. 4 punts)

1.	Bryan Anger (Dec. 23, 2012 vs. N.E.)	56.3
2.	Bryan Anger (Oct. 11, 2015 at T.B.)	55.3
3.	Brad Nortman (Oct. 16, 2016 at CHI)	55.0
4.	<b>LOGAN COOKE (NOV. 22, 2022 VS. PIT)</b>	<b>54.0</b>
5.	Brad Nortman (Oct. 2, 2016 vs. IND)	53.8
	Bryan Barker (Oct. 19, 1997 at DAL)	53.8
7.	Bryan Anger (Sept. 9, 2012 at MIN)	53.5
	Bryan Anger (Sept. 23, 2012 at IND)	53.5

### Net Average (min. 4 punts)

1.	Brad Nortman (Oct. 16, 2016 at CHI)	52.2
2.	Bryan Anger (Nov. 4, 2012 vs. DET)	50.5
3.	<b>LOGAN COOKE (Dec. 16, 2018 vs. WAS)</b>	<b>50.2</b>
4.	Adam Podlesh (Dec. 23, 2007 vs. OAK)	49.8
5.	<b>LOGAN COOKE (Dec. 15, 2019 at OAK)</b>	<b>49.2</b>

## RETURNS

### Kickoff Returns

1.	Michael Walker (Nov. 24, 2019 at TEN)	7
	Deji Karim (Oct. 18, 2010 vs. TEN)	7
	Jermaine Lewis (Oct. 10, 2004 at S.D.)	7
	Curtis Marsh Sr. (Nov. 12, 1995 vs. SEA)	7

### Kickoff Return Yards

1.	Reggie Barlow (Oct. 25, 1998 at DEN)	206
2.	Jordan Todman (Sept. 28, 2014 at S.D.)	174
3.	Jordan Todman (Nov. 2, 2014 at CIN)	173
4.	Curtis Marsh Sr. (Nov. 12, 1995 vs. SEA)	169
5.	Deji Karim (Oct. 18, 2010 vs. TEN)	168
6.	Michael Walker (Nov. 24, 2019 at TEN)	157
	Reggie Barlow (Dec. 7, 1997 vs. N.E.)	157
8.	Rashad Jennings (Nov. 18, 2012 at HOU)	149
9.	David Allen (Dec. 14, 2003 at N.E.)	147
	Alvis Whitted (Dec. 26, 1999 at TEN)	147

### Kickoff Return Average (min. 3 returns)

1.	Maurice Jones-Drew (Nov. 4, 2007 at N.O.)	47.3
2.	Derrick Wimbush (Nov. 27, 2005 at ARI)	46.0
3.	Brian Witherspoon (Sept. 7, 2008 at TEN)	41.3
4.	Randy Jordan (Oct. 13, 1996 vs. NYJ)	39.7
5.	Tiquan Underwood (Sept. 12, 2010 vs. DEN)	38.3

### Kickoff Return TDs

1.	Marqise Lee (Dec. 18, 2016 at HOU)	1
	Maurice Jones-Drew (Nov. 4, 2007 at N.O.)	1
	Maurice Jones-Drew (Dec. 10, 2006 vs. IND)	1
	Derrick Wimbush (Nov. 27, 2005 at ARI)	1
	Elvis Joseph (Nov. 18, 2001 at PIT)	1





# SINGLE-GAME RECORDS

Alvis Whitted (Dec. 26, 1999 at TEN)	1
Reggie Barlow (Dec. 7, 1997 vs. N.E.)	1
Jimmy Smith (Dec. 3, 1995 at DEN)	1

## Punt Returns

1. Jaydon Mickens (Nov. 12, 2017 vs. LAC)	7
Alvin Pearman (Dec. 18, 2005 vs. S.F.)	7
Alvin Pearman (Nov. 13, 2005 vs. BAL)	7
4. Several players tied	6

## Punt Return Yards

1. Reggie Barlow (Sept. 13, 1998 vs. K.C.)	134
2. Keelan Cole (Nov. 15, 2020 at G.B.)	113
3. Mike Thomas (Dec. 19, 2010 at IND)	99
4. Dede Westbrook (Dec. 16, 2018 vs. WAS)	84
5. Jaydon Mickens (Nov. 5, 2017 vs. CIN)	82
Desmond Howard (Sept. 24, 1995 vs. G.B.)	82
7. Reggie Barlow (Sept. 20, 1998 vs. BAL)	81
8. Reggie Barlow (Nov. 21, 1999 vs. N.O.)	80
9. Reggie Barlow (Nov. 23, 1997 at CIN)	79
10. Jermaine Lewis (Sept. 19, 2004 vs. DEN)	78
11. Rashad Greene Sr. (Nov. 19, 2015 vs. TEN)	76

## Punt Return Average (min. 3 returns)

1. Reggie Barlow (Sept. 13, 1998 vs. K.C.)	44.7
2. Keelan Cole (Nov. 15 at G.B., 2020)	37.7
3. Dede Westbrook (Dec. 16, 2018 vs. WAS)	28.0
4. Jaydon Mickens (Nov. 5, 2017 vs. CIN)	27.3
5. Reggie Barlow (Nov. 23, 1997 at CIN)	26.3
6. Reggie Barlow (Nov. 2, 1997 at TEN)	25.3
7. Mike Thomas (Dec. 19, 2010 at IND)	24.8
8. Jaydon Mickens (Dec. 10, 2017 vs. SEA)	24.0
9. Reggie Barlow (Nov. 29, 1998 at CIN)	23.0

## Punt Return TD

1. Keelan Cole (Nov. 15, 2020 vs. G.B.)	1
Dede Westbrook (Dec. 16, 2018 vs. WAS)	1
Jaydon Mickens (Nov. 5, 2017 vs. CIN)	1
Rashad Greene Sr. (Dec. 13, 2015 vs. IND)	1
Mike Thomas (Dec. 19, 2010 at IND)	1
Bobby Shaw (Oct. 6, 2002 vs. PHI)	1
Reggie Barlow (Nov. 21, 1999 vs. N.O.)	1
Reggie Barlow (Sept. 13, 1998 vs. K.C.)	1

## DEFENSE

### Tackles

1. Hardy Nickerson (Nov. 25, 2001 vs. Bal.)	23
2. Russell Allen (Sept. 16, 2012 vs. Hou.)	22
Wali Rainer (Oct. 13, 2002 at Ten.)	22
T.J. Slaughter (Nov. 25, 2001 vs. Bal.)	22
5. Paul Posluszny (Dec. 19, 2012 at Mia.)	21
Bryan Schwartz (Dec. 17, 1995 at Det.)	21
7. Russell Allen (Nov. 18, 2012 at Hou.)	20
Daryl Smith (Dec. 18, 2010 at Ind.)	20
Kevin Hardy (Nov. 1, 1998 at Bal.)	20

### Sacks

1. Calais Campbell (Sept. 10, 2017 at HOU)	4.0
2. Calais Campbell (Sept. 19, 2019 vs. TEN)	3.0
Chris Clemons (Nov. 23, 2014 at IND)	3.0
Paul Spicer (Sept. 25, 2005 at NYJ)	3.0

John Henderson (Oct. 6, 2002 vs. PHI)	3.0
Kelvin Prichett (Oct. 5, 1997 vs. CIN)	3.0

## Interceptions

1. <b>TRE HERNDON (OCT. 27, 2019 vs. NYJ)</b>	2
Jalen Ramsey (Nov. 18, 2018 vs. PIT)	2
A.J. Bouye (Dec. 10, 2017 vs. SEA)	2
Tashaun Gipson Sr. (Oct. 8, 2017 at PIT)	2
Davon House (Nov. 15, 2015 at BAL)	2
Derek Cox (Oct. 31, 2010 at DAL)	2
Rashean Mathis (Nov. 5, 2006 vs. TEN)	2
Rashean Mathis (Sept. 18, 2006 vs. PIT)	2
Terry Cousin (Nov. 13, 2005 vs. BAL)	2
Rashean Mathis (Oct. 30, 2005 at STL)	2
Donovin Darius (Jan. 2, 2005 at OAK)	2
Rashean Mathis (Dec. 19, 2004 at G.B.)	2
Marlon McCree (Sept. 15, 2002 at K.C.)	2
Rayna Stewart (Sept. 10, 2000 at BAL)	2
Aaron Beasley (Sept. 12, 1999 vs. S.F.)	2
Deon Figures (Aug. 31, 1997 at BAL)	2

## INTs Returned for Touchdown

1. <b>JOE SCHOBERT (Dec. 6, 2020 at MIN)</b>	1
Yannick Ngakoue (Oct. 20, 2019 at CIN)	1
Telvin Smith (Dec. 23, 2018 at MIA)	1
<b>MYLES JACK (Sept. 9, 2018 at NYG)</b>	1
Barry Church (Oct. 8, 2017 at PIT)	1
Telvin Smith (Oct. 8, 2017 at PIT)	1
Jalen Ramsey (Dec. 24, 2016 vs. TEN)	1
Telvin Smith (Oct. 25, 2015 vs. BUF)	1
Dwayne Gratz (Dec. 28, 2014 at HOU)	1
Paul Posluszny (Oct. 13, 2013 at DEN)	1
Rashean Mathis (Sept. 21, 2008 at IND)	1
Rashean Mathis (Oct. 5, 2008 vs. PIT)	1
Clint Ingram (Dec. 9, 2007 vs. CAR)	1
Aaron Glenn (Oct. 28, 2007 at T.B.)	1
Scott Starks (Nov. 5, 2006 vs. TEN)	1
Mike Peterson (Nov. 13, 2005 vs. BAL)	1
Rashean Mathis (Oct. 16, 2005 at PIT)	1
Tony Brackens (Nov. 28, 1999 at BAL)	1
Aaron Beasley (Sept. 26, 1999 vs. TEN)	1
Aaron Beasley (Sept. 12, 1999 vs. S.F.)	1
Mickey Washington (Oct. 22, 1995 at CLE)	1

## Opponent Fumble Recoveries

1. Telvin Smith Sr. (Nov. 23, 2014 at IND)	2
Donovin Darius (Sept. 12, 2004 at BUF)	2
Tony Brackens (Sept. 29, 1996 vs. CAR)	2

## Forced Fumbles

1. Tony Brackens (Oct. 3, 1999 vs. PIT)	3
2. Several players tied	2

## Blocked Field Goals

1. 12 players, last:	1
Calais Campbell (Oct. 6, 2019 at CAR)	

## Blocked Punts

1. 13 players, last:	1
Dan Skuta (Jan. 1, 2017 at Ind.)	



# ROOKIE RECORDS

## SCORING

### Points (Season)

1.	Fred Taylor (1998)	102
2.	Maurice Jones-Drew (2006)	96
3.	Josh Scobee (2004)	93
4.	Seth Marler (2003)	90
5.	<b>JAMES ROBINSON (2020)</b>	<b>62</b>
6.	Leonard Fournette (2017)	60
7.	Allen Hurns (2014)	36
8.	Justin Blackmon (2012)	32
9.	Matt Jones (2005)	30
10.	Hayden Epstein (2002)	28

### Touchdowns (Season)

1.	Fred Taylor (1998)	17
2.	Maurice Jones-Drew (2006)	16
3.	<b>JAMES ROBINSON (2020)</b>	<b>10</b>
4.	Leonard Fournette (2017)	9
5.	Allen Hurns (2014)	6
6.	Matt Jones (2005)	5
	Justin Blackmon (2012)	5

## PASSING

### Pass Completions (Season)

1.	<b>GARDNER MINSHEW II (2019)</b>	<b>285</b>
2.	Blake Bortles (2014)	280
3.	Byron Leftwich (2003)	239
4.	Blaine Gabbert (2011)	210
5.	<b>JAKE LUTON (2020)</b>	<b>60</b>
6.	Jonathan Quinn (1998)	34
7.	David Garrard (2002)	32
8.	Rob Johnson (1995)	3
9.	Matt Jones (2005)	2

### Pass Completions (Game)

1.	Blake Bortles (Oct. 12, 2014 at TEN)	32
2.	Blake Bortles (Sept. 28, 2014 at S.D.)	29
3.	<b>GARDNER MINSHEW II (Dec. 29, 2019 vs. IND)</b>	<b>27</b>
	<b>GARDNER MINSHEW II (Nov. 3, 2019 vs. HOU)</b>	<b>27</b>
5.	<b>GARDNER MINSHEW II (Oct. 6, 2019 at CAR)</b>	<b>26</b>
6.	Byron Leftwich (Oct. 12, 2003 vs. MIA)	24
	<b>GARDNER MINSHEW II (Dec. 8, 2019 vs. LAC)</b>	<b>24</b>
8.	<b>GARDNER MINSHEW II (Sept. 15, 2019 at HOU)</b>	<b>23</b>

### Pass Attempts (Season)

1.	Blake Bortles (2014)	475
2.	<b>GARDNER MINSHEW II (2019)</b>	<b>470</b>
3.	Byron Leftwich (2003)	418
4.	Blaine Gabbert (2011)	413
5.	Jonathan Quinn (1998)	64
6.	<b>JAKE LUTON (2020)</b>	<b>60</b>
7.	David Garrard (2002)	46
8.	Rob Johnson (1995)	7
9.	Matt Jones (2005)	3
10.	LaBrandon Toefield (2003)	2

### Pass Attempts (Game)

1.	<b>GARDNER MINSHEW II (Nov. 3, 2019 vs. HOU)</b>	<b>47</b>
2.	Blake Bortles (Oct. 12, 2014 at TEN)	46
3.	<b>GARDNER MINSHEW II (Oct. 6, 2019 at CAR)</b>	<b>44</b>
4.	Blaine Gabbert (Dec. 24, 2011 at TEN)	42
	Blaine Gabbert (Oct. 2, 2011 vs. N.O.)	42

	Byron Leftwich (Oct. 12, 2003 vs. MIA)	42
7.	Blaine Gabbert (Nov. 20, 2011 at Cle.)	41
8.	Byron Leftwich (Dec. 14, 2003 at N.E.)	40

### Passing Yards (Season)

1.	<b>GARDNER MINSHEW II (2019)</b>	<b>3,271</b>
2.	Blake Bortles (2014)	2,908
3.	Byron Leftwich (2003)	2,819
4.	Blaine Gabbert (2011)	2,214
5.	<b>JAKE LUTON (2020)</b>	<b>624</b>
6.	Jonathan Quinn (1998)	387
7.	David Garrard (2002)	231

### Passing Yards (Game)

1.	<b>GARDNER MINSHEW II (Oct. 6, 2019 at CAR)</b>	<b>374</b>
2.	Blake Bortles (Oct. 12, 2014 at TEN)	336
	Byron Leftwich (Oct. 5, 2003 vs. S.D.)	336
4.	<b>GARDNER MINSHEW II (Nov. 3, 2019 vs. HOU)</b>	<b>309</b>
5.	<b>JAKE LUTON (Nov. 8, 2020 vs. HOU)</b>	<b>304</b>
6.	<b>GARDNER MINSHEW II (Dec. 30, 2019 vs. IND)</b>	<b>295</b>
7.	Blake Bortles (Nov. 9, 2014 vs. DAL)	290
8.	Byron Leftwich (Dec. 14, 2003 at N.E.)	288
9.	<b>GARDNER MINSHEW II (Oct. 27, 2019 vs. NYJ)</b>	<b>279</b>
10.	<b>GARDNER MINSHEW II (Sept. 8, 2019 vs. K.C.)</b>	<b>275</b>

### Passing TDs (Season)

1.	<b>GARDNER MINSHEW II (2019)</b>	<b>21</b>
2.	Byron Leftwich (2003)	14
3.	Blaine Gabbert (2011)	12
4.	Blake Bortles (2014)	11
5.	<b>JAKE LUTON (2020)</b>	<b>2</b>
	Jonathan Quinn (1998)	2
7.	David Garrard (2002)	1
	Ace Sanders (2013)	1

### Passing TDs (Game)

1.	<b>GARDNER MINSHEW II (Dec. 29, 2019 vs. IND)</b>	<b>3</b>
	<b>GARDNER MINSHEW II (Oct. 27, 2019 vs. NYJ)</b>	<b>3</b>
3.	12 times, last: <b>Gardner Minshew II (Dec. 19, 2019 at OAK)</b>	2

### Interceptions (Season)

1.	Blake Bortles (2014)	17
2.	Byron Leftwich (2003)	16
3.	Blaine Gabbert (2011)	11
4.	<b>GARDNER MINSHEW II (2019)</b>	<b>6</b>
5.	<b>JAKE LUTON (2020)</b>	<b>4</b>
6.	Jonathan Quinn (1998)	3
7.	David Garrard (2002)	2
8.	Rob Johnson (1995)	1

### Interceptions (Game)

1.	<b>JAKE LUTON (Nov. 20, 2020 vs. PIT)</b>	<b>4</b>
2.	Blake Bortles (Oct. 19, 2014 vs. CLE)	3
	Byron Leftwich (Oct. 12, 2003 vs. MIA)	3
	Byron Leftwich (Sept. 28, 2003 at HOU)	3

## RUSHING

### Rushing Attempts (Season)

1.	Leonard Fournette (2017)	268
2.	Fred Taylor (1998)	264
3.	<b>JAMES ROBINSON (2020)</b>	<b>240</b>
4.	T.J. Yeldon (2015)	182



# ROOKIE RECORDS

5.	Maurice Jones-Drew (2006)	166
6.	James Stewart (1995)	137
7.	Elvis Joseph (2001)	68
<b>8.</b>	<b>GARDNER MINSHEW II (2019)</b>	<b>67</b>
9.	Greg Jones (2004)	62
10.	Blake Bortles (2014)	56
11.	LaBrandon Toefield (2003)	53

## Rushing Attempts (Game)

1.	Fred Taylor (Dec. 6, 1998 vs. DET)	32
2.	Leonard Fournette (Nov. 19, 2017 at CLE)	28
	Leonard Fournette (Oct. 8, 2017 at PIT)	28
4.	Fred Taylor (Nov. 8, 1998 vs. CIN)	27
5.	Leonard Fournette (Sept. 10, 2017 at HOU)	26
<b>6.</b>	<b>JAMES ROBINSON (NOV. 8, 2020 VS. HOU)</b>	<b>25</b>
	T.J. Yeldon (Sept. 20, 2015 vs. MIA)	25
	Maurice Jones-Drew (Dec. 17, 2006 at TEN)	25
	Fred Taylor (Sept. 27, 1998 at TEN)	25
10.	Leonard Fournette (Dec. 10, 2017 vs. SEA)	24
	Leonard Fournette (Oct. 1, 2017 at NYJ)	24

## Rushing Yards (Season)

1.	Fred Taylor (1998)	1,223
<b>2.</b>	<b>JAMES ROBINSON (2020)</b>	<b>1,070</b>
3.	Leonard Fournette (2017)	1,040
4.	Maurice Jones-Drew (2006)	941
5.	T.J. Yeldon (2015)	740
6.	James Stewart (1995)	525
7.	Blake Bortles (2014)	419
<b>8.</b>	<b>GARDNER MINSHEW II (2019)</b>	<b>344</b>
9.	Elvis Joseph (2001)	294
10.	LaBrandon Toefield (2003)	212
11.	Rashad Jennings (2009)	202

## Rushing Yards (Game)

1.	Fred Taylor (Dec. 6, 1998 vs. DET)	183
2.	Leonard Fournette (Oct. 8, 2017 at PIT)	181
3.	Maurice Jones-Drew (Dec. 10, 2006 vs. IND)	166
4.	Maurice Jones-Drew (Dec. 24, 2006 vs. N.E.)	131
5.	Leonard Fournette (Oct. 15, 2017 vs. LAR)	130
6.	Fred Taylor (Nov. 15, 1998 vs. T.B.)	128
	Fred Taylor (Sept. 20, 1998 vs. BAL)	128
<b>8.</b>	<b>JAMES ROBINSON (NOV. 29, 2020 VS. CLE)</b>	<b>128</b>
<b>9.</b>	<b>JAMES ROBINSON (OCT. 25, 2020 AT LAC)</b>	<b>119</b>
10.	Fred Taylor (Nov. 8, 1998 vs. CIN)	118
11.	Fred Taylor (Sept. 27, 1998 at TEN)	116
12.	T.J. Yeldon (Oct. 25, 2015 vs. BUF)	115

## Rushing TDs (Season)

1.	Fred Taylor (1998)	14
2.	Maurice Jones-Drew (2006)	13
3.	Leonard Fournette (2017)	9
<b>4.</b>	<b>JAMES ROBINSON (2020)</b>	<b>7</b>
5.	Greg Jones (2004)	3
6.	T.J. Yeldon (2015)	2
	Storm Johnson (2014)	2
	Byron Leftwich (2003)	2
	LaBrandon Toefield (2003)	2
	David Garrard (2002)	2
	James Stewart (1995)	2

## Rushing TDs (Game)

1.	Fred Taylor (Nov. 15, 1998 vs. T.B.)	3
<b>2.</b>	<b>JAMES ROBINSON (SEPT. 24, 2020 VS. MIA)</b>	<b>2</b>
	Leonard Fournette (Oct. 8, 2017 at PIT)	2
	Maurice Jones-Drew (Dec. 24, 2006 vs. N.E.)	2
	Maurice Jones-Drew (Dec. 10, 2006 vs. IND)	2
	Maurice Jones-Drew (Oct. 8, 2006 vs. NYJ)	2

David Garrard (Oct. 13, 2002 at Ten.)	2
Fred Taylor (Dec. 6, 1998 vs. Det.)	2
Fred Taylor (Oct. 12, 1998 vs. Mia.)	2
Fred Taylor (Oct. 12, 1998 vs. MIA)	2

## RECEIVING

### Receptions (Season)

1.	Justin Blackmon (2012)	64
<b>2.</b>	<b>LAVISKA SHENAULT (2020)</b>	<b>58</b>
3.	Allen Hurns (2014)	51
	Ace Sanders (2013)	51
<b>5.</b>	<b>JAMES ROBINSON (2020)</b>	<b>49</b>
6.	Allen Robinson (2014)	48
	Mike Thomas (2009)	48
8.	Maurice Jones-Drew (2006)	46
9.	Fred Taylor (1998)	44
10.	Keelan Cole (2017)	42

### Receptions (Game)

1.	Pete Mitchell (Nov. 19, 1995 at T.B.)	10
2.	Fred Taylor (Sept. 20, 1998 vs. BAL)	9
3.	Allen Robinson (Oct. 12, 2014 at TEN)	8
	Ace Sanders (Dec. 1, 2013 at CLE)	8
	Ace Sanders (Nov. 17, 2013 vs. ARI)	8
	Zach Miller (Jan. 3, 2010 at CLE)	8
7.	Several players tied	7

### Receiving Yards (Season)

1.	Justin Blackmon (2012)	865
2.	Keelan Cole (2017)	748
3.	Allen Hurns (2014)	677
<b>4.</b>	<b>LAVISKA SHENAULT (2020)</b>	<b>600</b>
5.	Allen Robinson (2014)	548
6.	Pete Mitchell (1995)	527
7.	Ace Sanders (2013)	484
8.	Mike Thomas (2009)	453
9.	Maurice Jones-Drew (2006)	436
10.	Matt Jones (2005)	432
11.	Marqise Lee (2014)	422

### Receiving TDs (Season)

1.	Allen Hurns (2014)	6
<b>2.</b>	<b>LAVISKA SHENAULT (2020)</b>	<b>5</b>
	Justin Blackmon (2012)	5
	Matt Jones (2005)	5
5.	Keelan Cole (2017)	3
	Fred Taylor (1998)	3

### Yards Per Reception (Season) (min. 25 receptions)

1.	Keelan Cole (2017)	17.8
2.	Justin Blackmon (2012)	13.5
3.	Allen Hurns (2014)	13.3
4.	Pete Mitchell (1995)	12.9
5.	Dede Westbrook (2017)	12.6
6.	Matt Jones (2005)	12.0
7.	Allen Robinson (2014)	11.4
	Marqise Lee (2014)	11.4
<b>9.</b>	<b>LAVISKA SHENAULT (2020)</b>	<b>10.2</b>
10.	Reggie Williams (2004)	9.9

### Yards Per Reception (Game) (min. 4 receptions)

1.	Justin Blackmon (Nov. 18, 2012 at HOU)	33.7
2.	Allen Hurns (Sept. 7, 2014 at PHI)	27.5
3.	Keelan Cole (Dec. 17, 2017 vs. HOU)	26.6
<b>4.</b>	<b>COLLIN JOHNSON (NOV. 29, 2020 VS. CLE)</b>	<b>24.0</b>
5.	Matt Jones (Nov. 13, 2005 vs. BAL)	23.4
6.	T.J. Yeldon (Dec. 6, 2015 at TEN)	19.8



# ROOKIE RECORDS

7.	Allen Robinson (Sept. 14, 2014 at Was.)	18.8
----	---	------

## 100-Yard Receiving Games (Season)

1.	Keelan Cole (2017)	2
	Allen Hurns (2014)	2
3.	Justin Blackmon (2012)	1
	Matt Jones (2005)	1
	Pete Mitchell (1995)	1

## YARDAGE

### Scrimmage Yards (Season)

1.	Fred Taylor (1998)	1,644
2.	<b>JAMES ROBINSON (2020)</b>	<b>1,414</b>
3.	Maurice Jones-Drew (2006)	1,377
4.	Leonard Fournette (2017)	1,342
5.	T.J. Yeldon (2015)	1,019
6.	Justin Blackmon (2012)	888
7.	Keelan Cole (2017)	748
8.	James Stewart (1995)	715
9.	Allen Hurns (2014)	677

### All-Purpose Yards (Season)

1.	Maurice Jones-Drew (2006)	2,250
2.	Fred Taylor (1998)	1,653
3.	Brian Witherspoon (2008)	1,442
4.	Deji Karim (2010)	1,418
5.	<b>JAMES ROBINSON (2020)</b>	<b>1,414</b>
6.	Leonard Fournette (2017)	1,342
7.	Mike Thomas (2009)	1,301
8.	David Allen (2003)	1,223

## DEFENSE

### Tackles (Season)

1.	Bryan Schwartz (1995)	161
2.	Kevin Hardy (1996)	130
3.	Clint Ingram (2006)	117
4.	Akin Ayodele (2002)	108
	T.J. Slaughter (2000)	108

### Tackles (Game)

1.	Bryan Schwartz (Dec. 17, 1995 at Det.)	21
2.	Bryan Schwartz (Dec. 24, 1995 vs. Cle.)	19
3.	Bryan Schwartz (Dec. 10, 1995 vs. Ind.)	17

### Sacks (Season)

1.	<b>JOSH ALLEN (2019)</b>	<b>10.5</b>
2.	Yannick Ngakoue (2016)	8.0
3.	Tony Brackens (1996)	7.0
4.	John Henderson (2002)	6.5
5.	Kevin Hardy (1996)	5.5
6.	Tyson Alualu (2010)	3.5
	Derrick Harvey (2008)	3.5
	Bobby McCray (2004)	3.5
9.	Chris Smith (2014)	3.0
	Akin Ayodele (2002)	3.0
	Larry Smith (1999)	3.0

### Interceptions (Season)

1.	Reggie Nelson (2007)	5
2.	Derek Cox (2009)	4
3.	Several players tied	2

### Takeaways (Season)

1.	Derek Cox (2009)	5
	Reggie Nelson (2007)	5
	Fernando Bryant (1999)	5



# OPPONENT RECORDS

## SCORING

### Points

1.	Derrick Henry, Tennessee (Dec. 6, 2018)	24
2.	Jeff Reed, Pittsburgh (Dec. 1, 2002)	19

### Touchdowns

1.	Derrick Henry, Tennessee (Dec. 6, 2018)	4
2.	Several players tied, last: J. Mixon, CIN, 2020	3

## PASSING

### Pass Completions

1.	Matt Schaub, Houston (Nov. 18, 2012)	43
2.	Philip Rivers (Sept. 13, 2020)	36
3.	Drew Brees, New Orleans (Nov. 4, 2007)	35
4.	Jon Kitna, Dallas (Oct. 31, 2010)	34
	Joe Flacco, Baltimore (Nov. 15, 2015)	34

### Pass Attempts

1.	Ben Roethlisberger, Pittsburgh (Oct. 8, 2017)	55
	Matt Schaub, Houston (Nov. 18, 2012)	55
3.	Andrew Luck, Indianapolis (Dec. 2, 2018)	52
4.	Peyton Manning, Indianapolis (Dec. 10, 2006)	50
	Shane Matthews, Washington (Nov. 10, 2002)	50
	Vinny Testaverde, Baltimore (Nov. 24, 1996)	50
	Rich Gannon, Kansas City (Nov. 9, 1997)	50

### Passing Yards

1.	Matt Schaub, Houston (Nov. 18, 2012)	527
2.	Drew Brees, New Orleans (Nov. 4, 2007)	445
3.	Peyton Manning, Indianapolis (Sept. 25, 2000)	440
4.	Carson Palmer, Arizona (Nov. 17, 2013)	419
5.	Drew Brees, New Orleans (Dec. 27, 2015)	412

### Touchdown Passes

1.	Matt Schaub, Houston (Nov. 18, 2012)	5
	Tony Banks, Baltimore (Sept. 10, 2000)	5
	Steve McNair, Tennessee (Dec. 26, 1999)	5
4.	Several players tied, last: (P. Rivers, S.D., 2016)	4

### Interceptions Thrown

1.	Ben Roethlisberger, Pittsburgh (Oct. 8, 2017)	5
2.	Jon Kitna, Dallas (Oct. 31, 2010)	4

## RUSHING

### Rushing Attempts

1.	Terry Allen, Washington (Sept. 28, 1997)	36
2.	Several players tied, last: (A. Foster, HOU, 2011)	33

### Rushing Yards

1.	Jonathan Taylor, Indianapolis (Jan. 3, 2021)	253
2.	Derrick Henry, Tennessee (Dec. 6, 2018)	238
3.	Chris Johnson, Tennessee (Nov. 1, 2009)	228
4.	Derrick Henry, Tennessee (Dec. 13, 2020)	215
5.	Arian Foster, Houston (Jan. 2, 2011)	180
6.	Steven Jackson, St. Louis (Oct. 30, 2005)	179
7.	Two times, last: Christian McCaffrey, Carolina (Oct. 6, 2019)	176

### Rushing Touchdowns

1.	Derrick Henry, Tennessee (Dec. 6, 2018)	4
----	---	---

### Longest Rush

1.	Derrick Henry, Tennessee (Dec. 6, 2018)	99t
2.	Chris Johnson, Tennessee (Nov. 1, 2009)	89t
3.	Marcus Mariota, Tennessee (Dec. 6, 2015)	87t
4.	Joey Galloway, Seattle (Nov. 12, 1995)	86t

5.	Christian McCaffrey, Carolina (Oct. 6, 2019)	84t
----	--	-----

## RECEIVING

### Receptions

1.	Reggie Wayne, Indianapolis (Oct. 3, 2010)	15
2.	David Boston, San Diego (Oct. 5, 2003)	14
	Andre Johnson, Houston (Nov. 18, 2012)	14
	Tim Brown, Oakland (Dec. 21, 1997)	14
5.	Andre Johnson, Houston (Dec. 5, 2013)	13
	Wes Welker, New England (Dec. 27, 2009)	13

### Receiving Yards

1.	Andre Johnson, Houston (Nov. 18, 2012)	273
2.	Josh Gordon, Cleveland (Dec. 1, 2013)	261
3.	Albert Connell, Washington (Oct. 22, 2000)	211
4.	Sammy Watkins, Kansas City (Sept. 8, 2019)	198
5.	Terrell Owens, Buffalo (Nov. 22, 2009)	197

### Receiving Touchdowns

1.	Several players tied, last: (S. Watkins, K.C., 2019)	3
----	---	---

### Longest Receptions

1.	Terrell Owens, Buffalo (Nov. 22, 2009)	98t
2.	Josh Gordon, Cleveland (Dec. 1, 2013)	95t
3.	Michael Floyd, Arizona (Nov. 17, 2013)	91t
4.	Austin Ekeler, L.A. Chargers (Dec. 8, 2019)	84t
5.	Kevin Curtis, St. Louis (Oct. 30, 2005)	83

## YARDAGE

### Scrimmage Yards

1.	Andre Johnson, Houston (Nov. 18, 2012)	273
2.	Josh Gordon, Cleveland (Dec. 1, 2013)	261
3.	Jonathan Taylor, Indianapolis (Jan. 3, 2021)	254
4.	Chris Johnson, Tennessee (Nov. 1, 2009)	239
5.	Derrick Henry, Tennessee (Dec. 6, 2018)	238

### All-Purpose Yards

1.	Andre Johnson, Houston (Nov. 18, 2012)	273
2.	Ridel Anthony, Tampa Bay (Nov. 15, 1998)	269
3.	Josh Gordon, Cleveland (Dec. 1, 2013)	261
4.	Eddy Drummond, Detroit (Nov. 14, 2004)	257
5.	Andre Davis, Houston (Dec. 30, 2007)	255

## KICKING

### Field Goals

1.	Jeff Reed, Pittsburgh (Dec. 1, 2002)	6
2.	Adam Vinatieri, New England (Sept. 22, 1996)	5
	Matt Stover, Baltimore (Oct. 8, 2000)	5

### Longest Field Goals

1.	Jason Elam, Denver (Oct. 25, 1998)	63
2.	Phil Dawson, Arizona (Nov. 26, 2017)	57
3.	Greg Zuerlein, L.A. Rams (Oct. 15, 2017)	56
4.	Blair Walsh, Minnesota (Sept. 9, 2010)	55

### Extra Points

1.	Several players tied, last: (M. Badgley, LAC, 2019)	6
----	--	---

### Most Blocked Kicks (FGs, PATs)

1.	Several players tied, last: (D. Autry, IND, 2018)	1
----	--	---

## PUNTING

### Punts

1.	Chris Gardocki, Cleveland (Dec. 3, 2000)	12
2.	Shane Lechler, Houston (Dec. 17, 2017)	11
	Riley Dixon, Denver (Dec. 4, 2016)	11



# OPPONENT RECORDS

## Gross Average (min. 4 punts)

1.	Craig Hentrich, Tennessee (Nov. 4, 2001)	57.5
2.	Ryan Allen, New England (Sept. 16, 2018)	55.5
3.	Marquette King, Oakland (Oct. 23, 2016)	54.6

## Inside The 20 (min. 5 punts)

1.	Several players tied, last: (T. Morstead, N.O., 2019)	5
----	--	---

## DEFENSE

### Tackles

1.	Anthony Walker, Indianapolis (Dec. 29, 2019)	17
	D'Qwell Jackson, Indianapolis (Oct. 10, 2015)	17
	Steven Tulloch, Tennessee (Dec. 5, 2010)	17

### Sacks

1.	Ryan Kerrigan, Washington (Sept. 14, 2014)	4.0
	Connor Barwin, Houston (Nov. 27, 2011)	4.0
3.	John Abraham, Atlanta (Dec. 15, 2011)	3.5
	Whitney Mercilus, Houston (Jan. 3, 2016)	3.5

### Interceptions

1.	Samari Rolle, Tennessee (Dec. 26, 1999)	3
2.	Several players tied; last: (R. Smith, CHI, 12/27/20)	2

### Longest Interception Returns

1.	Anthony Henry, Cleveland (Dec. 16, 2001)	97t
2.	Anthony Parker, St. Louis (Oct. 20, 1996)	92t
3.	Kemal Ishmael, Atlanta (Dec. 20, 2015)	84
4.	Adam Jones, Tennessee (Dec. 17, 2006)	83t

## RETURNS

### Punt Returns

1.	Jacoby Jones, Houston (Nov. 27, 2011)	7
	Dexter McCluster, Kansas City (Sept. 8, 2013)	7
	Andre Roberts, Washington (Sept. 14, 2014)	7
4.	Several players tied, last: (D. Carter, HOU, 2018)	6

### Punt Return Yards

1.	Eddie Drummond, Detroit (Nov. 14, 2004)	199
2.	Darius Reynaud, Tennessee (Dec. 30, 2012)	160
3.	Roscoe Parrish, Buffalo (Nov. 26, 2006)	104
4.	Steve Smith, Carolina (Sept. 9, 2003)	102

### Longest Punt Returns

1.	Eddie Drummond, Detroit (Nov. 14, 2004)	83t
2.	Peter Warrick, Cincinnati (Dec. 17, 2000)	82t
	Terrence Wilkins, Indianapolis (Sept. 24, 2006)	82t
	Roscoe Parrish, Buffalo (Nov. 26, 2006)	82t

### Kickoff Returns

1.	MarTey Jenkins, Arizona (Dec. 10, 2000)	8
	Nate Jacquet, Minnesota (Dec. 23, 2001)	8
	Justin Miller, N.Y. Jets (Oct. 8, 2006)	8

### Kickoff Return Yards

1.	Andre Davis, Houston (Dec. 30, 2007)	234
2.	Glyn Milburn, Chicago (Sept. 6, 1998)	197
3.	Adam Jones, Tennessee (Nov. 20, 2005)	196

### Longest Kickoff Returns

1.	Andre Davis, Houston (Dec. 30, 2007)	104t
2.	Pharoh Cooper, L.A. Rams (Oct. 25, 2017)	103t
3.	Andre Davis, Houston (Dec. 30, 2007)	97t
4.	Aaron Bailey, Indianapolis (Dec. 10, 1995)	95t
5.	Chad Simpson, Indianapolis (Dec. 17, 2009)	93t



# NFL SCHEDULE

## AFC

**EAST**  
Buffalo  
New England  
Miami  
N.Y. Jets

**SOUTH**  
Houston  
Indianapolis  
Jacksonville  
Tennessee

**NORTH**  
Baltimore  
Cincinnati  
Cleveland  
Pittsburgh

**WEST**  
Denver  
Las Vegas  
Kansas City  
L.A. Chargers

## NFC

**EAST**  
Dallas  
N.Y. Giants  
Philadelphia  
Washington

**SOUTH**  
Atlanta  
Carolina  
New Orleans  
Tampa Bay

**NORTH**  
Chicago  
Detroit  
Green Bay  
Minnesota

**WEST**  
L.A. Rams  
San Francisco  
Seattle  
Arizona

## 2021 NFL Schedule (All Times Eastern)

### WEEK 1

#### THURSDAY, SEPTEMBER 9

Dallas at Tampa Bay 08:20pm

#### SUNDAY, SEPTEMBER 12

**Jacksonville at Houston 01:00pm**

Arizona at Tennessee 01:00pm

L.A. Chargers at Washington 01:00pm

Minnesota at Cincinnati 01:00pm

N.Y. Jets at Carolina 01:00pm

Philadelphia at Atlanta 01:00pm

Pittsburgh at Buffalo 01:00pm

San Francisco at Detroit 01:00pm

Seattle at Indianapolis 01:00pm

Cleveland at Kansas City 04:25pm

Denver at N.Y. Giants 04:25pm

Green Bay at New Orleans 04:25pm

Miami at New England 04:25pm

Chicago at L.A. Rams 08:20pm

#### MONDAY, SEPTEMBER 13

Baltimore at Las Vegas 08:15pm

### WEEK 2

#### THURSDAY, SEPTEMBER 16

N.Y. Giants at Washington 08:20pm

#### SUNDAY, SEPTEMBER 19

**Denver at Jacksonville 01:00pm**

Buffalo at Miami 01:00pm

Cincinnati at Chicago 01:00pm

Houston at Cleveland 01:00pm

L.A. Rams at Indianapolis 01:00pm

Las Vegas at Pittsburgh 01:00pm

New England at N.Y. Jets 01:00pm

New Orleans at Carolina 01:00pm

San Francisco at Philadelphia 01:00pm

Atlanta at Tampa Bay 04:05pm

Minnesota at Arizona 04:05pm

Dallas at L.A. Chargers 04:25pm

Tennessee at Seattle 04:25pm

Kansas City at Baltimore 08:20pm

#### MONDAY, SEPTEMBER 20

Detroit at Green Bay 08:15pm

### WEEK 3

#### THURSDAY, SEPTEMBER 23

Carolina at Houston 08:20pm

#### SUNDAY, SEPTEMBER 26

**Arizona at Jacksonville 01:00pm**

Atlanta at N.Y. Giants 01:00pm

Baltimore at Detroit 01:00pm

Chicago at Cleveland 01:00pm

Cincinnati at Pittsburgh 01:00pm

Indianapolis at Tennessee 01:00pm

L.A. Chargers at Kansas City 01:00pm

New Orleans at New England 01:00pm

Washington at Buffalo 01:00pm

Miami at Las Vegas 04:05pm

N.Y. Jets at Denver 04:05pm

Seattle at Minnesota 04:25pm

Tampa Bay at L.A. Rams 04:25pm

Green Bay at San Francisco 08:20pm

#### MONDAY, SEPTEMBER 27

Philadelphia at Dallas 08:15pm

### WEEK 4

#### THURSDAY, SEPTEMBER 30

**Jacksonville at Cincinnati 08:20pm**

#### SUNDAY, OCTOBER 3

Carolina at Dallas 01:00pm

Cleveland at Minnesota 01:00pm

Detroit at Chicago 01:00pm

Houston at Buffalo 01:00pm

Indianapolis at Miami 01:00pm

Kansas City at Philadelphia 01:00pm

N.Y. Giants at New Orleans 01:00pm

Tennessee at N.Y. Jets 01:00pm

Washington at Atlanta 01:00pm

Arizona at L.A. Rams 04:05pm

Seattle at San Francisco 04:05pm

Baltimore at Denver 04:25pm

Pittsburgh at Green Bay 04:25pm

Tampa Bay at New England 08:20pm

#### MONDAY, OCTOBER 4

Las Vegas at L.A. Chargers 08:15pm

### WEEK 5

#### THURSDAY, OCTOBER 7

L.A. Rams at Seattle 08:20pm

#### SUNDAY, OCTOBER 10

N.Y. Jets at Atlanta 09:30am

**Tennessee at Jacksonville 01:00pm**

Denver at Pittsburgh 01:00pm

Detroit at Minnesota 01:00pm

Green Bay at Cincinnati 01:00pm

Miami at Tampa Bay 01:00pm

New England at Houston 01:00pm

New Orleans at Washington 01:00pm

Philadelphia at Carolina 01:00pm

Chicago at Las Vegas 04:05pm

Cleveland at L.A. Chargers 04:05pm

N.Y. Giants at Dallas 04:25pm

San Francisco at Arizona 04:25pm

Buffalo at Kansas City\* 08:20pm

#### MONDAY, OCTOBER 11

Indianapolis at Baltimore 08:15pm

### WEEK 6

#### THURSDAY, OCTOBER 14

(Byes: Atlanta, New Orleans, N.Y. Jets, San Francisco)

Tampa Bay at Philadelphia 08:20pm

#### SUNDAY, OCTOBER 17

**Miami at Jacksonville 09:30am**

Cincinnati at Detroit 01:00pm

Green Bay at Chicago 01:00pm

Houston at Indianapolis 01:00pm

Kansas City at Washington 01:00pm

L.A. Chargers at Baltimore 01:00pm

L.A. Rams at N.Y. Giants 01:00pm

Minnesota at Carolina 01:00pm

Arizona at Cleveland 04:05pm

Dallas at New England 04:25pm

Las Vegas at Denver 04:25pm

Seattle at Pittsburgh\* 08:20pm

#### MONDAY, OCTOBER 18

Buffalo at Tennessee 08:15pm

### WEEK 7

#### THURSDAY, OCTOBER 21

(Byes: Buffalo, Dallas, Jacksonville, Minnesota, Pittsburgh, L.A. Chargers)

Denver at Cleveland 08:20pm

#### SUNDAY, OCTOBER 24

Atlanta at Miami 01:00pm

Carolina at N.Y. Giants 01:00pm

Cincinnati at Baltimore 01:00pm

Kansas City at Tennessee 01:00pm

N.Y. Jets at New England 01:00pm

Washington at Green Bay 01:00pm

Detroit at L.A. Rams 04:05pm

Philadelphia at Las Vegas 04:05pm

Chicago at Tampa Bay 04:25pm

Houston at Arizona 04:25pm

Indianapolis at San Francisco\* 08:20pm

#### MONDAY, OCTOBER 25

New Orleans at Seattle 08:15pm

### WEEK 8

#### THURSDAY, OCTOBER 28

(Byes: Baltimore, Las Vegas)

Green Bay at Arizona 08:20pm

#### SUNDAY, OCTOBER 31

Carolina at Atlanta 01:00pm

Cincinnati at N.Y. Jets 01:00pm

L.A. Rams at Houston 01:00pm

Miami at Buffalo 01:00pm

Philadelphia at Detroit 01:00pm

Pittsburgh at Cleveland 01:00pm

San Francisco at Chicago 01:00pm

Tennessee at Indianapolis 01:00pm

**Jacksonville at Seattle 04:05pm**

New England at L.A. Chargers 04:05pm

Tampa Bay at New Orleans 04:25pm

Washington at Denver 04:25pm

Dallas at Minnesota\* 08:20pm



# NFL SCHEDULE

## MONDAY, NOVEMBER 1

N.Y. Giants at Kansas City 08:15pm

### WEEK 9

## THURSDAY, NOVEMBER 4

(Byes: Detroit, Seattle, Tampa Bay, Washington)

N.Y. Jets at Indianapolis 08:20pm

## SUNDAY, NOVEMBER 7

**Buffalo at Jacksonville 01:00pm**

Atlanta at New Orleans 01:00pm

Cleveland at Cincinnati 01:00pm

Denver at Dallas 01:00pm

Houston at Miami 01:00pm

Las Vegas at N.Y. Giants 01:00pm

Minnesota at Baltimore 01:00pm

New England at Carolina 01:00pm

L.A. Chargers at Philadelphia 04:05pm

Arizona at San Francisco 04:25pm

Green Bay at Kansas City 04:25pm

Tennessee at L.A. Rams\* 08:20pm

## MONDAY, NOVEMBER 8

Chicago at Pittsburgh 08:15pm

### WEEK 10

## THURSDAY, NOVEMBER 11

(Byes: Chicago, Cincinnati, Houston, N.Y. Giants)

Baltimore at Miami 08:20pm

## SUNDAY, NOVEMBER 14

**Jacksonville at Indianapolis 01:00pm**

Atlanta at Dallas 01:00pm

Buffalo at N.Y. Jets 01:00pm

Cleveland at New England 01:00pm

Detroit at Pittsburgh 01:00pm

New Orleans at Tennessee 01:00pm

Tampa Bay at Washington 01:00pm

Carolina at Arizona 04:05pm

Minnesota at L.A. Chargers 04:05pm

Philadelphia at Denver 04:25pm

Seattle at Green Bay 04:25pm

Kansas City at Las Vegas\* 08:20pm

## MONDAY, NOVEMBER 15

L.A. Rams at San Francisco 08:15pm

### WEEK 11

## THURSDAY, NOVEMBER 18

(Byes: Denver, L.A. Rams)

New England at Atlanta 08:20pm

## SUNDAY, NOVEMBER 21

**San Francisco at Jacksonville 01:00pm**

Baltimore at Chicago 01:00pm

Detroit at Cleveland 01:00pm

Green Bay at Minnesota 01:00pm

Houston at Tennessee 01:00pm

Indianapolis at Buffalo 01:00pm

Miami at N.Y. Jets 01:00pm

New Orleans at Philadelphia 01:00pm

Washington at Carolina 01:00pm

Cincinnati at Las Vegas 04:05pm

Arizona at Seattle 04:25pm

Dallas at Kansas City 04:25pm

Pittsburgh at L.A. Chargers\* 08:20pm

## MONDAY, NOVEMBER 22

N.Y. Giants at Tampa Bay 08:15pm

### WEEK 12

## THURSDAY, NOVEMBER 25

(Byes: Kansas City, Arizona)

Chicago at Detroit 12:30pm

Las Vegas at Dallas 04:30pm

Buffalo at New Orleans 08:20pm

## SUNDAY, NOVEMBER 28

**Atlanta at Jacksonville 01:00pm**

Carolina at Miami 01:00pm

N.Y. Jets at Houston 01:00pm

Philadelphia at N.Y. Giants 01:00pm

Pittsburgh at Cincinnati 01:00pm

Tampa Bay at Indianapolis 01:00pm

Tennessee at New England 01:00pm

L.A. Chargers at Denver 04:05pm

L.A. Rams at Green Bay 04:25pm

Minnesota at San Francisco 04:25pm

Cleveland at Baltimore\* 08:20pm

## MONDAY, NOVEMBER 29

Seattle at Washington 08:15pm

### WEEK 13

## THURSDAY, DECEMBER 2

(Byes: Carolina, Cleveland, Green Bay, Tennessee)

Dallas at New Orleans 08:20pm

## SUNDAY, DECEMBER 5

Arizona at Chicago 01:00pm

Denver at Kansas City 01:00pm

Indianapolis at Houston 01:00pm

L.A. Chargers at Cincinnati 01:00pm

Minnesota at Detroit 01:00pm

N.Y. Giants at Miami 01:00pm

Philadelphia at N.Y. Jets 01:00pm

Tampa Bay at Atlanta 01:00pm

Washington at Las Vegas 04:05pm

**Jacksonville at L.A. Rams 04:25pm**

Baltimore at Pittsburgh 04:25pm

San Francisco at Seattle\* 08:20pm

## MONDAY, DECEMBER 6

New England at Buffalo 08:15pm

### WEEK 14

## THURSDAY, DECEMBER 9

(Byes: Miami, Indianapolis, New England, Philadelphia)

Pittsburgh at Minnesota 08:20pm

## SUNDAY, DECEMBER 12

**Jacksonville at Tennessee 01:00pm**

Atlanta at Carolina 01:00pm

Baltimore at Cleveland 01:00pm

Dallas at Washington 01:00pm

Las Vegas at Kansas City 01:00pm

New Orleans at N.Y. Jets 01:00pm

San Francisco at Cincinnati 01:00pm

Seattle at Houston 01:00pm

Detroit at Denver 04:05pm

N.Y. Giants at L.A. Chargers 04:05pm

Buffalo at Tampa Bay 04:25pm

Chicago at Green Bay\* 08:20pm

## MONDAY, DECEMBER 13

L.A. Rams at Arizona 08:15pm

### WEEK 15

## THURSDAY, DECEMBER 16

Kansas City at L.A. Chargers 08:20pm

## SUNDAY, DECEMBER 19

**Houston at Jacksonville 01:00pm**

Arizona at Detroit 01:00pm

Carolina at Buffalo 01:00pm

Dallas at N.Y. Giants 01:00pm

Green Bay at Baltimore 01:00pm

Las Vegas at Cleveland 01:00pm

N.Y. Jets at Miami 01:00pm

New England at Indianapolis 01:00pm

Tennessee at Pittsburgh 01:00pm

Washington at Philadelphia 01:00pm

Atlanta at San Francisco 04:05pm

Cincinnati at Denver 04:05pm

Seattle at L.A. Rams 04:25pm

New Orleans at Tampa Bay\* 08:20pm

## MONDAY, DECEMBER 20

Minnesota at Chicago 08:15pm

### WEEK 16

## THURSDAY, DECEMBER 23

San Francisco at Tennessee 08:20pm

## SATURDAY, DECEMBER 25

Cleveland at Green Bay 04:30pm

Indianapolis at Arizona 08:15pm

## SUNDAY, DECEMBER 26

**Jacksonville at N.Y. Jets 01:00pm**

Baltimore at Cincinnati 01:00pm

Buffalo at New England 01:00pm

Detroit at Atlanta 01:00pm

L.A. Chargers at Houston 01:00pm

L.A. Rams at Minnesota 01:00pm

N.Y. Giants at Philadelphia 01:00pm

Tampa Bay at Carolina 01:00pm

Chicago at Seattle 04:05pm

Denver at Las Vegas 04:25pm

Pittsburgh at Kansas City 04:25pm

Washington at Dallas\* 08:20pm

## MONDAY, DECEMBER 27

Miami at New Orleans 08:15pm

### WEEK 17

## SUNDAY, JANUARY 2

**Jacksonville at New England 01:00pm**

Arizona at Dallas 01:00pm

Atlanta at Buffalo 01:00pm

Carolina at New Orleans 01:00pm

Kansas City at Cincinnati 01:00pm

Las Vegas at Indianapolis 01:00pm

Miami at Tennessee 01:00pm

N.Y. Giants at Chicago 01:00pm

Philadelphia at Washington 01:00pm

Tampa Bay at N.Y. Jets 01:00pm

Denver at L.A. Chargers 04:05pm

Houston at San Francisco 04:05pm

Detroit at Seattle 04:25pm

L.A. Rams at Baltimore 04:25pm

Minnesota at Green Bay\* 08:20pm

## MONDAY, JANUARY 3

Cleveland at Pittsburgh 08:15pm

### WEEK 18

## SUNDAY, JANUARY 9

**Indianapolis at Jacksonville 01:00pm**

Carolina at Tampa Bay 01:00pm

Chicago at Minnesota 01:00pm

Cincinnati at Cleveland 01:00pm

Dallas at Philadelphia 01:00pm

Green Bay at Detroit 01:00pm

N.Y. Jets at Buffalo 01:00pm

New England at Miami 01:00pm

New Orleans at Atlanta 01:00pm

Pittsburgh at Baltimore 01:00pm

Tennessee at Houston 01:00pm

Washington at N.Y. Giants 01:00pm

Kansas City at Denver 04:25pm

L.A. Chargers at Las Vegas 04:25pm

San Francisco at L.A. Rams 04:25pm

Seattle at Arizona 04:25pm

\* Sunday night games in Weeks 5-16 subject to change

