



NEW ENGLAND PATRIOTS

# MEDIA GUIDE

## 2021

FOR TRADITION • FOR LEGACY • FOR FAMILY • FOR EACH OTHER • FOREVER NEW ENGLAND



FOR TRADITION • FOR LEGACY • FOR FAMILY • FOR EACH OTHER • FOREVER NEW ENGLAND



## MEDIA RELATIONS CONTACTS



**Stacey James**  
Vice President  
of Communications



**Aaron Salkin**  
Director of  
Communications



**Michael Jurovaty**  
Corporate Commu-  
nications Director



**Steph Burnham**  
Communications  
Coordinator

The 2021 New England Patriots media guide has been prepared to assist all members of the media in their coverage of the Patriots during the 2021 season. Should you require additional information, further assistance or wish to arrange an interview, please contact a member of the Patriots media relations staff.

## CONTACT INFORMATION

**MEDIA RELATIONS MAIN NUMBER: 508-384-4203**

**GILLETTE STADIUM • ONE PATRIOT PLACE • FOXBOROUGH, MA 02035 • FAX: 508-543-9053**

	<b>Title</b>	<b>Office Phone</b>	<b>E-mail Address</b>
Stacey James	Vice President of Communications	508-384-9105	staceyj@patriots.com
Aaron Salkin	Director of Communications	508-384-9111	aarons@patriots.com
Michael Jurovaty	Corporate Communications Director	508-384-9195	mjurovaty@patriots.com
Stephanie Burnham	Communications Coordinator	508-549-0252	stephanieb@patriots.com

## MEDIA WEBSITE

**[www.patriots.com/media](http://www.patriots.com/media)**

The Patriots maintain a web site to further assist local and national media in covering the team. The site serves as the team's primary media credentialing system. In addition, the site contains all of the Patriots game press releases, statistics, transcripts and other reference material dating back to 2005.

## 2021 PATRIOTS SCHEDULE

### PRESEASON

<b>Date</b>	<b>Opponent</b>	<b>Time</b>	<b>Affiliate</b>	<b>Network</b>
Thursday, Aug. 12	Washington Football Team	7:30 p.m. ET	Patriots Preseason TV Network	
Thursday, Aug. 19	at Philadelphia Eagles	7:30 p.m. ET	Patriots Preseason TV Network	
Sunday, Aug. 29	at New York Giants	6:00 p.m. ET	Patriots Preseason TV Network	

### REGULAR SEASON

<b>Date</b>	<b>Opponent</b>	<b>Time</b>	<b>Affiliate</b>	<b>Network</b>
Sunday, Sept. 12	Miami Dolphins	4:25 p.m. ET	WBZ	CBS
Sunday, Sept. 19	at New York Jets	1:00 p.m. ET	WBZ	CBS
Sunday, Sept. 26	New Orleans Saints	1:00 p.m. ET	WFXT	FOX
<b>Sunday, Oct. 3</b>	<b>Tampa Bay Buccaneers</b>	<b>8:20 p.m. ET</b>	<b>NBC Boston</b>	<b>NBC</b>
Sunday, Oct. 10	at Houston Texans	1:00 p.m. ET	WBZ	CBS*
Sunday, Oct. 17	Dallas Cowboys	4:25 p.m. ET	WBZ	CBS*
Sunday, Oct. 24	New York Jets	1:00 p.m. ET	WBZ	CBS*
Sunday, Oct. 31	at Los Angeles Chargers	4:05 p.m. ET	WBZ	CBS*
Sunday, Nov. 7	at Carolina Panthers	1:00 p.m. ET	WBZ	CBS*
Sunday, Nov. 14	Cleveland Browns	1:00 p.m. ET	WBZ	CBS*
<b>Thursday, Nov. 18</b>	<b>at Atlanta Falcons</b>	<b>8:20 p.m. ET</b>	<b>WFXT</b>	<b>FOX/NFLN/Amazon</b>
Sunday, Nov. 28	Tennessee Titans	1:00 p.m. ET	WBZ	CBS*
<b>Monday, Dec. 6</b>	<b>at Buffalo</b>	<b>8:15 p.m. ET</b>	<b>WCVB</b>	<b>ESPN</b>
Sunday, Dec. 12	BYE WEEK			
TBD (Dec. 18 or 19)	at Indianapolis	TBD	TBD	TBD
Sunday, Dec. 26	Buffalo	1:00 p.m. ET	WBZ	CBS*
Sunday, Jan. 2	Jacksonville Jaguars	1:00 p.m. ET	WBZ	CBS*
Sunday, Jan. 9	at Miami Dolphins	1:00 p.m. ET	WBZ	CBS*

**Bold** indicates nationally televised games

\*-Game time and network subject to possible flexible scheduling adjustment.

# NEW ENGLAND PATRIOTS

## 2021 MEDIA GUIDE

GILLETTE STADIUM • ONE PATRIOT PLACE • FOXBOROUGH, MASSACHUSETTS



**Super Bowl Championships (6):** 2001, 2003, 2004, 2014, 2016, 2018

**Conference Championships (11):** 1985, 1996, 2001, 2003, 2004, 2007, 2011, 2014, 2016, 2017, 2018

**Division Championships (22):** 1963, 1978, 1986, 1996, 1997, 2001, 2003, 2004, 2005, 2006,

2007, 2009, 2010, 2011, 2012, 2013, 2014, 2015, 2016, 2017, 2018, 2019



**Playoff Seasons (27):** 1963, 1976, 1978, 1982, 1985, 1986, 1994, 1996, 1997, 1998,  
2001, 2003, 2004, 2005, 2006, 2007, 2009, 2010, 2011, 2012, 2013, 2014, 2015, 2016, 2017, 2018, 2019

<b>2020 Season In Review</b> .....	<b>245</b>
2020 Statistics .....	246
Game-by-Game Statistics .....	249
Honors and Awards .....	260
Participation Chart .....	261
2020 Transactions .....	263

<b>All-Time Results</b> .....	<b>371</b>
Preseason .....	372
Regular Season .....	390
Postseason .....	498
Overtime Games .....	384
Prime-Time Games .....	376
Series .....	377
Attendance Figures .....	388
Offensive and Defensive Rankings .....	451

<b>Biographies</b> .....	<b>7</b>
Ownership Bios .....	7
Football Staff .....	19
Players .....	67
Gillette Stadium .....	4

<b>Franchise History</b> .....	<b>265</b>
Anniversary Teams .....	282
Coaches All-Time Records .....	45
Coaches All-Time Roster .....	46
All-Time Draft .....	344
Hall of Fame .....	266
Historical Timeline .....	293
Pro Bowl Selections .....	286

All-Pro Selections .....	289
Associated Press & Player of the Week Awards .....	291
Player of the Month Awards .....	292
Roster (All-Time) .....	311
Numerical Roster (All-time) .....	334
Trades (2000-21) .....	364

<b>Playoff History</b> .....	<b>497</b>
Results .....	498
Records .....	499
Championship Game Summaries .....	506

<b>Records</b> .....	<b>453</b>
All-Time Leaders .....	454
Year-by-Year Leaders .....	464
Consecutive Records .....	472
Individual Records .....	474
Longest Plays .....	462
Playoff Records .....	499
Team Records .....	485
Patriots NFL Records .....	495

<b>Reference</b> .....	<b>519</b>
Patriots Charitable Foundation .....	526
Patriots Cheerleaders .....	524
Patriots Football Network .....	522
Pool Reporters .....	521
Preseason Television Network .....	521
Radio Broadcast Network .....	520
Staff Directory .....	525

## 2021 MEDIA GUIDE

The 2021 New England Patriots Media Guide was written and edited by the Patriots Media Relations Staff. This media guide includes a compilation of information that has been gathered and preserved by each of the team's previous media relations departments. Many thanks to everyone who has helped prepare and preserve this information.

Additionally, a digital version of this publication is updated in-season to reflect real-time statistics and includes additional capabilities such as feature video links located on individual player pages. That version can be found online at <https://media.patriots.com>.

**Editors:** Aaron Salkin, Michael Jurovaty

**Editorial Assistance:** Eric Adler,  
Stephanie Burnham, Stacey James

**Design:**

Dwight Darian, Michelle Muise

**Layout:**

Michael Jurovaty

**Photography:**

Tom Croke, David Silverman

**Advertising Sales:**

Murray Kohl



# Gillette STADIUM

www.GilletteStadium.com @GilletteStadium

Gillette Stadium, home of the New England Patriots, is the region's premier sports and entertainment venue. Since opening in 2002, every ticketed Patriots home game has sold out and fans have enjoyed more regular season and postseason victories than any other team in the NFL.

In 19 seasons, the venue has hosted more than 11 million football fans attending Patriots games and has been the site of seven AFC Championship games – six of them being Patriots victories. During that span, the Patriots own the NFL's best record at home with an overall record of 144-30, including a 19-4 playoff record in Foxborough.

The Kraft family continually invests in Gillette Stadium with improvements designed to keep the venue on the cutting edge and enhance the fan experience. To that end, the stadium will be spending the next several years renovating and refreshing the main concourse with new concession concepts, including beer halls and grab-and-go food and beverage options and more communal gathering areas. Notable infrastructure updates for the 2021 season include installing a new and 50 percent larger video board; redesigning the concession stands in the south end zone to include a walk-in food and beverage area and renovating the club level space.

## NOTABLE GILLETTE STADIUM IMPROVEMENTS

**2010:** Installed two Daktronics high-definition LED video scoreboards.

**2011:** Remodeled the Putnam Club to offer 120,000 square feet of comfort.

**2012:** Became one of the largest NFL venues to offer free WiFi with enough bandwidth to accommodate every fan.

**2013:** Installed more than 14,000 square feet of LED ribbon boards and four digital panels above the main concourse; Launched Patriots Gameday Live App to offer fans exclusive in-game content.

**2014:** Installed LED signage throughout the stadium; Upgraded the field surface; Expanded football operations facility by 30,000 square feet.

**2015:** Reconfigured Super Bowl Championship banner display; Opened the Optum Field Lounge, Cross Insurance Pavilion & Business Center, DraftKings Fantasy Sports Zone and two super suites; Expanded the CarMax pedestrian bridge in the north end of the stadium; Installed additional LED ribbon boards.

**2016:** Remodeled suites; Expanded administrative offices; Upgraded the venue's WiFi; Introduced new concessions featuring locally sourced ingredients from New England-based farms.

**2017:** Reconfigured Super Bowl Championship banner display; Opened Union Point and the JetBlue Landings on the upper concourse; Installed a stainless steel food and drink rail encircling the entire 300-level.

**2018:** Renovated the Patriots Locker Room; Redesigned and expanded the Bank of America Gate; Converted stadium field lights to LED; Renovated the Putnam Clubs; Installed stainless steel food and drink rails in the north and south ends of the main concourse; Constructed more enclosed gathering spaces throughout the upper concourse; Added more TVs throughout the upper concourse.

**2021:** Installed a new and 50 percent larger video board in the south end zone; Redesigned the south end concession stands to add a walk-in food and beverage area; Renovated the club level.

Gillette Stadium is also the home of Major League Soccer's New England Revolution and annually hosts an array of sports and entertainment events like international soccer matches, NCAA athletics, Feld Motor Sports and high school football state championships. In 2016, the stadium hosted the NHL Winter Classic. Gillette Stadium is also one of the world's top grossing concert venues, according to Billboard, and has hosted many of the biggest acts in music, including Taylor Swift, Kenny Chesney, the Rolling Stones, Bruce Springsteen, Billy Joel and Elton John, Coldplay and Beyoncé, just to name a few.

The stadium's design celebrates New England's heritage with a stylized lighthouse and bridge that greets fans entering from Enel Plaza and creates the stadium's signature view.

## GILLETTE STADIUM QUICK HITS

Construction started	2000
Stadium Opened	2002
Capacity	65,878
Club Seats	6,000
Luxury Suites	88
Width of concourses	up to 70 feet
Concession Locations	500+
HD video boards	2 (41.5' x 164' and 45' x 100')
Stadium footprint	17.3 acres
Stadium area	1.9 million square feet
Television monitors	1,000+
Points of distributed sound	2,000+

## GILLETTE STADIUM FUN FACTS

### The Height of Design

The stadium's signature lighthouse in the north end zone rises 10 stories above the playing field, but is dwarfed by the height of the stadium itself, which is 16 stories tall.

### Worth the Weight

Approximately 6,300 pieces of blue steel form the structure of Gillette Stadium, weighing in at 16,000 tons.

### Lap of Luxury

The Putnam Clubs on each side of Gillette Stadium are larger than a football field, with cathedral ceilings four stories high and a floor-to-ceiling glass wall providing an end zone to end zone view of the field.

### The Suite Life

The stadium's 88 luxury suites each have granite-topped wet bars, marbled bathrooms and personal attendants.

### Making Room

The construction of Gillette Stadium required the removal of 90,000 cubic yards of blasted bedrock, 310,000 cubic yards of total excavated material and the demolition of the old Foxboro Stadium and race-track. All materials were repurposed into the construction of Gillette Stadium.

### Concrete Example

The foundation of Gillette Stadium consists of 17,500 cubic yards of concrete, enough to build a sidewalk from here to Boston, on both sides of the street.

### A Light Snack

On a typical game day, Patriots fans eat more than one ton of Italian sausage and warm up with 186 gallons of clam chowder.

### Teamwork

Up to 5,000 staff are necessary to operate Gillette Stadium for a Patriots game, at a ratio of one worker for every 13.7 fans.





The Patriots Hall of Fame presented by Raytheon Technologies offers a cutting-edge, highly-interactive museum experience. It showcases New England Patriots history while providing a permanent home to the team's hall of fame. The facility features 20,000 square feet of exhibit space and utilizes the latest in design concepts and multimedia technology to bring the Patriots story to life. Its incredible Super Bowl Experience gallery has undergone renovations over the last five years and houses all six Vince Lombardi Super Bowl Championship Trophies as well as the stories and highlights behind those championships. The Hall of Fame's integrated STEM (science, technology, engineering and math) program touches more than 20,000 school field trip visitors annually while also honoring a Massachusetts STEM Teacher of the Year. The Hall of Fame opened in 2008 and is a unique sports hall of fame and interactive experience as well as a must-visit attraction for Patriots and football fans alike.

The experience begins as visitors enter an elevator on the ground floor and hear a voice from Patriots history welcoming them to The Hall of Fame. The journey continues through 20,000 square feet and two stories until visitors reach one of The Hall of Fame's signature exhibits and its premier photo opportunity: the Patriots' six Lombardi trophies.

The Hall of Fame features interactive exhibits designed to educate and entertain. Visitors receive instruction from Patriots Head Coach Bill Belichick on how plays in the Patriots' playbook are designed. They also step inside a game-used replay booth and make the call on an instant replay review with instruction from former NFL Vice President of Officiating Mike Pereira. Additionally, fans can make Malcolm Butler's famous championship-clinching interception in The Hall of Fame's incredible Super Bowl Experience exhibit.

The Hall of Fame's 26 high-definition touch screen kiosks allow visitors to interact with the exhibits in unique ways. Exclusive video content is also displayed on 42 high-definition TV monitors, 11 projection screens and the 45-foot-wide panoramic movie screen in the Raytheon Theater, where a 17-minute signature film plays every 20 minutes.

Each Patriots Hall of Fame is immortalized on 30-foot high, five-foot wide video pylons utilizing high-resolution LED displays. Fans can choose which Hall of Fame to highlight on one of four touch screen kiosks, causing the pylons to come alive with video and images of each player while additional information is displayed on the screen below.



experience the "In the Numbers" exhibit, presented by Raytheon Technologies, which uses football to teach math and science in a fun and interactive way.

In 2015, Yankee magazine named The Patriots Hall of Fame "Best Sports Museum". In 2009, The Hall of Fame received a Gold MUSE Award from the American Association of Museums and The Hall's signature film, "Patriots Way," won a CINE Golden Eagle Award. The Hall of Fame was also named to Boston Globe Magazine's Best of the New and was a Yankee magazine Editor's Choice recommendation. For more information, please visit [www.patriotshalloffame.com](http://www.patriotshalloffame.com).

*"One of the greatest things about sports is the bond players and fans share. You feel like you've lived through the same experiences and share the same memories. That was one of our motivations in building The Hall. We wanted to create a place where our fans and alumni could visit and relive those moments together. We wanted to preserve the legacy of this franchise and give our greatest players the most prominent display of any hall of fame in the world."*

— ROBERT KRAFT

# 5G built right for The Patriots.

## It's good to be back.

Even better, Gillette Stadium is  
Verizon 5G Ultra Wideband enabled.

It's 5G built right to bring game-time  
performance to Patriots fans and  
football fans in stadiums across  
the country.

With massive capacity, and all the  
performance you need to scream,  
stream, and share every moment  
in Verizon 5G quality.

This is 5G built right. From America's  
most reliable network.

**Learn more at [Verizon.com/5G](https://Verizon.com/5G)**



**verizon**✓




Most reliable based on rankings from the RootMetrics® US National Root-Score® Report 2H 2020 of 3 mobile networks. Results may vary. Award is not endorsement. 5G Ultra Wideband available only in parts of select cities and in select parts of stadiums. 5G Nationwide available in 2,700+ cities.

# OWNERSHIP







# ROBERT KRAFT

## CHAIRMAN & CEO



**DIVISION TITLES:** 96, 97, 01, 03, 04, 05, 06, 07, 09, 10, 11, 12, 13, 14, 15, 16, 17, 18, 19



**CONFERENCE TITLES:** 96, 01, 03, 04, 07, 11, 14, 16, 17, 18



**SUPER BOWLS:** 01, 03, 04, 14, 16, 18

**R**obert Kraft, founder, chairman and CEO of the Kraft Group, is an American entrepreneur, investor and philanthropist whose portfolio of businesses and brands range across many verticals, including paper and packaging, sports and entertainment, real estate and venture investing. His holdings include the New England Patriots, New England Revolution, Boston Uprising, Gillette Stadium, International Forest Products, Rand-Whitney Group, Rand-Whitney Containerboard and a portfolio of more than 100 venture and private-equity investments.

A lifelong football fan and 23-year New England Patriots season ticket holder before buying the team, Kraft became the chairman and CEO of the Patriots when he took ownership on Jan. 21, 1994. That day he pledged, "My objective in buying the Patriots is to help bring a championship to New England." That seemed to be a tall order considering the team's prior success rate. Now, 27 years later, the Patriots boast six Lombardi Trophies and the highest winning percentage in all of professional sports.

In the five years prior to Kraft's ownership, the team had only won 19 of 80 games (.238 winning percentage) with no playoff appearances. In fact, in the 34-year history of the franchise (1960-93), the Patriots had won just 229 games (including playoffs), averaging just 6.6 wins per season, and had qualified for the playoffs a mere six times.

The year Kraft bought the team (1994), the Patriots advanced to the playoffs for the first time in eight seasons. In his first five years of ownership, the Patriots won 49 games and qualified for the playoffs four times, even advancing to the Super Bowl in just his third season at the helm (1996). Over Kraft's 27 seasons (1994-2020), the Patriots won an unprecedented 331 games (including playoffs) for an average of

12.3 wins per season.

Playoff games offer another stark contrast. Prior to 1994, Patriots fans had only been treated to one home playoff game, which the Patriots lost to the Houston Oilers in 1978. Since 1994, the Patriots have qualified for the playoffs 21 times — 19 as division champions — and hosted 27 home playoff games, in which they have gone 23-4 (.852).

The worst-to-first ascent of the New England Patriots since Kraft purchased the team may be the greatest in sports history. Under Kraft's leadership, the Patriots are tied with Pittsburgh for the fewest losing seasons (3) in the NFL since 1994, recorded at least nine wins in 23 of 27 seasons and won more division titles (19) and conference crowns (10) than any other NFL team. In 2018, the Patriots claimed their sixth Super Bowl championship during Kraft's tenure. No other team has more in NFL history.

### INSTALLING HIS VISION

It didn't take long for Kraft's vision to come into focus. His personal investment in the team restored the faith of Patriots fans and rejuvenated interest throughout New England. The year he bought the team, season ticket sales soared to new heights, eclipsing 40,000 for the first time in franchise history. By the start of his first season, every game was sold out, a feat that had never been accomplished in the franchise's previous 34 seasons. That achievement ensured that local broadcast blackouts would be lifted and every Patriots game, home and away, would be televised throughout New England for the first time in team history. From 1994-2019, every game was sold out. Entering the 2021 season, the Patriots have sold out 285 consecutive home games, including all preseason and playoff games, dating back to the first regular-season home game in 1994 (not including the COVID-19 2020 season).



Kraft and the Patriots organization have built a winning team in the community. Established in 1994, the New England Patriots Foundation was created to support charitable and philanthropic agencies throughout New England.

# "MY OBJECTIVE IN BUYING THE PATRIOTS IS TO HELP BRING A CHAMPIONSHIP TO NEW ENGLAND."

— ROBERT KRAFT, JAN. 21, 1994

## ASCENSION

The transformation of the Patriots under Kraft's leadership constitutes one of the greatest franchise revivals in sports history. After winning back-to-back Super Bowls and three titles in four years, *Forbes* magazine named the Patriots "The Best Team in Sports" in 2005.

In 2007, the New England Patriots won a then franchise-record fifth consecutive division title. They also became the first NFL team to win 16 games during the regular season and the only team to ever win 18 consecutive games in one season. The undefeated regular season boosted the team's regular season record from 2003 to 2007 to 66-14 for a remarkable .825 winning percentage. The 66 regular season wins in that span are the most by any team over any five-year stretch in NFL history. Additionally, from Oct. 5, 2003, to Nov. 8, 2008, the Patriots won 81 games and lost only 19, matching the most successful 100-game stretch since the league was founded in 1920.

The Kraft-era Patriots also set three significant NFL records for consecutive wins. From 2003-04, the Patriots won 21 consecutive games, including playoffs. From 2006-08, the Patriots won 21 consecutive regular season games. Additionally, the Patriots established an NFL record by winning 10 consecutive playoff games (2001-05). During that time, the Patriots also won 21 consecutive games at Gillette Stadium, the longest home win streak in franchise history. The Patriots tied that home win streak after winning their 21st consecutive home game on Nov. 24, 2019.

The success the Patriots sustained during the first two decades of the new millennium is unrivaled. The Patriots 126 total victories (including playoffs) from 2000-09 were at the time, the most by any team in one decade in the history of the NFL. The decade of dominance featured more Super Bowl titles (3), conference titles (4), division titles (7), playoff wins (14), victories in a single season (18) and victories in a regular season (16) than any other team. In addition, no other NFL team hosted more playoff games (9) or played in more playoff games (18) than the New England Patriots. The sustained success earned the franchise "Team of the Decade" acclaim from many publications. The ensuing decade was even more productive with 141 total victories, 10 division titles, five conference crowns, 23 playoff games and three Super Bowl wins.

## GETTING HIS START

Kraft launched his career in the paper and packaging industry with Rand-Whitney Group, Inc., of Worcester, Massachusetts, a company he later acquired. Under his leadership, the Kraft Group's paper and packaging division has grown into one of the largest privately-owned and fully-integrated forest products companies in the world consisting of corrugated packaging facilities, paper mills, global paper and solid wood products distribution and waste paper processing. International Forest Products, a global distributor and marketer

## BEST IN SPORTS

After claiming their third Super Bowl in four years, *Forbes* selected the New England Patriots as the best team in sports. The accompanying article recognized how Robert Kraft built the Patriots organization into a winner on and off the field.



## A WINNING TRADITION

Robert Kraft's winning percentage with the Patriots (.690) since taking over the team in 1994 is the highest among all owners/ownership groups with at least 200 wins (regular and postseason). He is one of just four owners with at least 200 wins and a winning percentage over .600.

Owner	Team	Years	Winning Pct.
Robert Kraft	Patriots	1994-present	.690
Eddie DeBartolo, Jr.	49ers	1977-99	.636
Clint Murchison, Jr.	Cowboys	1960-83	.634
Joe Robbie	Dolphins	1966-89	.609
Pat Bowlen	Broncos	1984-2018	.596

## THE KRAFT ERA

Prior to 1994, the Patriots qualified for the playoffs just six times during their first 34 seasons (1960-93). In the 27 seasons since Robert Kraft has taken ownership, the Patriots have qualified for the playoffs 21 times, 19 times as division champions, and have won 10 conference titles and six Super Bowl championships.

	Pre-Kraft 1960-93	1989-93	Kraft Era 1994-2020
Overall Record .....	225-276-9	19-61	331-149
Winning Pct. ....	.450	.238	.690
Super Bowl Titles .....	0	0	6
Conference Titles .....	1	0	10
Division Titles .....	3	0	19
Playoff Seasons .....	6	0	21
Playoff Record .....	4-6	0-0	33-15
Home Playoff Games .....	1	0	27
Home Playoff Record .....	0-1	0-0	23-4

## 300 WINS

Robert Kraft reached 300 career wins overall on Sept. 30, 2018, in the Patriots 38-7 win vs. Miami. He reached 300 career wins in 432 career games, the fastest an owner has reached the milestone. Kraft enters the 2021 season with 331 wins as an owner (including playoffs).

Owner	Team	Games to 300 Wins
Robert Kraft	Patriots	432 (25 seasons)
Al Davis	Raiders	495 (31 seasons)
Pat Bowlen	Broncos	501 (30 seasons)

## SUCCESS STORY

Since Robert Kraft bought the team in 1994, the Patriots have become the most successful franchise in the NFL. For the past 27 seasons (1994-2020), the Patriots have won more Super Bowl Championships (6), more conference championships (10) and more division titles (19) than any other NFL team. In addition to championships, the Patriots have also won more, and more often, than any other NFL team, claiming 331 total victories and a .690 winning percentage, including 33 postseason wins.

## SUPER BOWL CHAMPIONSHIPS SINCE 1994

<b>New England Patriots</b> .....	<b>6</b>
Denver Broncos .....	3
Baltimore Ravens .....	2
Green Bay Packers .....	2
New York Giants .....	2
Pittsburgh Steelers .....	2
Tampa Bay Buccaneers .....	2

## CONFERENCE CHAMPIONSHIPS SINCE 1994

<b>New England Patriots</b> .....	<b>10</b>
Pittsburgh Steelers .....	4
Denver Broncos .....	4
Green Bay Packers .....	3
Los Angeles Rams .....	3
New York Giants .....	3
Seattle Seahawks .....	3

## DIVISION CHAMPIONSHIPS SINCE 1994

<b>New England Patriots</b> .....	<b>19</b>
Pittsburgh Steelers .....	14
Green Bay Packers .....	14
Indianapolis Colts .....	10

## PLAYOFF VICTORIES SINCE 1994

<b>New England Patriots</b> .....	<b>33</b>
Green Bay Packers .....	22
Pittsburgh Steelers .....	20
Baltimore Ravens .....	16
Indianapolis Colts .....	15
Philadelphia Eagles .....	15

## TOTAL VICTORIES SINCE 1994

<b>New England Patriots</b> .....	<b>331</b>
Green Bay Packers .....	297
Pittsburgh Steelers .....	294
Indianapolis Colts .....	268
Denver Broncos .....	261

OVERALL WINNING PERCENTAGE SINCE 1994  
(INCLUDING POSTSEASON)

Team	W	L	T	Pct.
<b>New England Patriots</b>	<b>331</b>	<b>149</b>	<b>0</b>	<b>.690</b>
Pittsburgh Steelers	294	171	2	.632
Green Bay Packers	297	173	2	.631
Indianapolis Colts	268	196	0	.578
Denver Broncos	261	194	0	.574

## PLAYOFF WINNING PERCENTAGE SINCE 1994

Team	W	L	Pct.
<b>New England Patriots</b>	<b>33</b>	<b>15</b>	<b>.688</b>
Denver Broncos	14	9	.609
Tampa Bay Buccaneers	9	6	.600
Baltimore Ravens	16	11	.593
New York Giants	10	7	.588

## SUSTAINED SUCCESS

The Patriots won more than half of their games for the 19th straight year in 2019. They are the first team to win more than half of their games in 19 straight seasons since the 1970 AFL-NFL merger.

MOST CONSECUTIVE WINNING SEASONS  
(since 1970 merger)

<b>New England (2001-19)</b> .....	<b>19</b>
San Francisco (1983-98) .....	16
Dallas (1970-85) .....	16
Oakland (1970-80) .....	11

The Patriots lead all NFL teams with 19 seasons of nine or more wins since 2001.

## MOST SEASONS OF 9+ WINS SINCE 2001

<b>New England</b> .....	<b>19</b>
Pittsburgh .....	15
Seattle .....	15
Baltimore .....	14
Green Bay .....	14
Indianapolis .....	14
Philadelphia .....	13

New England won at least 11 regular-season games for 10 consecutive seasons from 2010-19. 2019 marked the 21st time in franchise history that the team won at least 11 games, most in the NFL since the 1970 merger.

CONSECUTIVE SEASONS OF 11+ WINS  
(since 1970 merger)

Team	Years	Consec. 11+ Win Seasons
<b>New England</b> .....	<b>2010-19</b>	<b>10</b>
Indianapolis .....	2003-09	7
Dallas .....	1976-81	6

founded by Kraft in 1972, annually does business in more than 100 countries around the world, is the seventh-largest exporter in North America and has consistently been ranked among the top 10 in the annual rankings published by *The Journal of Commerce*. Within his companies, Kraft also built the first paper mill that produces product from 100 percent post-consumer fiber and waste water in the country. In doing so, he set a new industry standard for environmental responsibility which he has modeled across his other businesses.

Throughout Kraft's professional career, many of his biggest risks have yielded the greatest rewards. That was true throughout his pursuit of Patriots ownership, beginning in 1985 when he first purchased an option on the land surrounding the old stadium in Foxborough, Massachusetts. It was a large investment for an underdeveloped parcel of land, but proved to be an important first step in a long process toward buying the Patriots. In 1988, he took another step by purchasing the stadium out of bankruptcy court. With a binding lease through 2001, the acquisition of the old stadium proved to be an invaluable asset in Kraft's quest toward owning the team.

When his opportunity came to buy the team in January of 1994, Kraft faced a difficult business dilemma. He had to decide between committing over \$172 million of family resources to purchase the Patriots or accept a lucrative \$75 million buyout offer to void the final years of the team's stadium lease and allow the team to move out of New England. On Jan. 21, 1994, Kraft passed on the buyout offer, choosing instead to make an 11th-hour bid to buy the team. On Feb. 26, 1994, a day after Kraft earned league approval, season tickets for the 1994 season went on sale and Patriots fans showed their support for Kraft's decision in record numbers. By the end of the first business day, amidst a winter Nor'easter, 5,958 season ticket orders were processed, shattering the previous single-day sales record of 979. The show of sup-



port validated Kraft's decision to buy the team and gave him the confidence to focus on another long-term project with great financial risk: the private-financing and construction of Gillette Stadium.

In his first year of ownership, the Patriots won their final seven regular season games to qualify for the postseason, ending an eight-year playoff drought. By his fifth anniversary as owner, under the direction of two different head coaches, the Patriots had already established themselves as perennial playoff contenders, qualifying for the postseason four times, twice as division champions. In 1996, the Patriots claimed their first division title in 10 years. After defeating Pittsburgh in the playoffs that year, the Patriots hosted their first conference championship game in franchise history and defeated Jacksonville, 20-6, to advance to Super Bowl XXXI.

## BUILDING GILLETTE

From 2000 to 2002, the Kraft Group's construction and real estate development team oversaw the on-time and on-budget construction of Gillette Stadium, a privately-financed facility and the only one of its kind to be financed without the burden of personal seat license fees charged to season ticket members. The financial commitment from Kraft provided a solid foundation on which to build for the first time in the franchise's nomadic history. Moving from Foxboro Stadium into majestic Gillette Stadium marked another worst-to-first transformation for the Krafts, who now operate New England's premier entertainment venue. After opening Gillette Stadium, Kraft was recognized as the Sports Executive of the Year by one national publication and he and Jonathan Kraft were named Sports Industrialists of the Year by another.

The construction of Gillette Stadium was the first project of the Kraft Group's development team. In 2007, the Kraft Group expanded the development of the site with the construction of Patriot Place, a mixed-use lifestyle center and entertainment destination.

## LOVE OF SPORTS

Kraft is widely recognized as one of the most successful owners in professional sports. His long-standing support of soccer in the United States dates back to his efforts in the early 1990s to secure Foxborough as one of the nine host venues for the 1994 FIFA World Cup and become one of three principal investors in Major League Soccer when he founded the New England Revolution in 1995. In 2017, Kraft was named Honorary Chairman of the Board of the United Bid Committee of Canada, Mexico and the United States and helped secure the 2026 FIFA World Cup for North America.

As Chairman and CEO of the New England Patriots, Investor/Operator of the New England Revolution and owner of Gillette Stadium and Patriot Place, Kraft has turned the underdeveloped parcel of land he purchased in 1985 in Foxborough, into a world-class sports and entertainment destination in New England.

**PERSONAL**

A native of Brookline, Massachusetts, Kraft attended public schools before entering Columbia University on an academic scholarship. Following graduation, he received a fellowship to attend Harvard Business School, where he earned his master's degree in business administration.

Kraft's love for football and the Patriots began decades ago. A Patriots fan since their AFL days in the 1960s, Kraft attended games at each of the team's Boston venues: Boston University Field, Fenway Park, Boston College's Alumni Stadium and Harvard Stadium. When the Patriots moved to then Schaefer Stadium in 1971, Kraft invested in season tickets for his family. He credits the memories and experiences shared with his family and other Patriots fans during those years for his passionate pursuit of ownership of the franchise.

In addition to serving on several NFL owner committees, Kraft also serves on the board of directors for the Apollo Theater and The Engine, built by MIT. He is also a prior member of the Federal Reserve Bank of Boston. He is a distinguished trustee for the Dana-Farber Cancer Institute, where he estab-

## 2021 NFL OWNER COMMITTEES

While Kraft gets credit for resurrecting the once wayward Patriots franchise, he's also often cited as a key contributor in many of the league's major contract negotiations. He is the chairman of the NFL's Media Committee and an active member of three other committees.

- Media Committee - Chairman
- Compensation Committee
- Finance Committee
- Management Council Executive Committee

# The Boston Globe

TUESDAY, JULY 26, 2011

## Kraft, his heart heavy, lifts NFL

### Patriots owner helped bring accord during his wife's final days

By Grant A. Woodard

The National Football League is back in action. And Patriots owner Robert Kraft is getting much of the credit.

Not only did Kraft help owners and players end a 10-day lockout and agree to a 10-year deal, but he did so while traveling to his wife, Myra, who died Wednesday of cancer.

"A special thanks to Myra Kraft, who even in her weakest moment allowed Mr. Kraft to come and fight this out and without him, this deal does not get done," said Jeff Saturday, a representative of the NFL Players Association and a center for one of the Patriots' biggest rivals, the Indianapolis Colts.

He added that Kraft is "a man who helped us save football and we're so gracious for that, we're gracious for his family and for the opportunity he presented to get this deal done. So thank you very much -- we really appreciate it."

Kraft was at the press conference at the invitation of NFL commissioner Roger Goodell and Players Association executive director DeMaurice Smith.

### Looking ahead

### Joy in Foxborough

The settlement gives a lift to businesses that cater to Gillette. Shavitts predicts \$5.

**“WITHOUT**

**GET DONE**

## GET IT DONE

US SA

SO [GR

ΓΕΡΑΤΗ

**DURATION**

**FUR**

# PRESENT

— EODME

FORMULA

---

**"WITHOUT HIM, THIS DEAL DOES NOT GET DONE. HE IS A MAN WHO HELPED US SAVE FOOTBALL AND WE'RE SO [GRATEFUL] FOR THAT. WE'RE [GRATEFUL] FOR HIS FAMILY AND FOR THE OPPORTUNITY HE PRESENTED TO GET THIS DEAL DONE."**

— FORMER INDIANAPOLIS COLTS C JEFF SATURDAY ON ROBERT KRAFT'S ROLE IN THE NEGOTIATIONS OF THE 2011 CBA

lished the Kraft Family Blood Donor Center, and is a member of the executive committee of the Massachusetts Competitive Partnership. Kraft is a trustee emeritus at Columbia, a trustee of Boston College and has received honorary degrees from several colleges and universities. He was awarded the Theodore Roosevelt Award, "presented annually to a distinguished citizen of national reputation and outstanding accomplishments." He has also received the Harvard Business School Alumni Achievement Award as well as the prestigious honor of being inducted into the 231st class of American Academy of Arts and Sciences, one of the nation's oldest and most learned societies. In 2012, he became the first NFL owner to receive the Pro Football Writers Association's George Halas Award. That year, he was also inducted into the Columbia Athletic Hall of Fame. In 2013, he received the Carnegie Hall Medal of Excellence. In 2016, Kraft was inducted into the Broadcasting & Cable Hall of Fame.

Robert Kraft and his family have consistently donated time, resources, relationships and expertise to a wide range of charities, nonprofits and causes, resulting in lifetime giving in excess of \$500 million. While his philanthropic efforts have been a pillar of his life for more than 50 years, his contributions across a range of causes, particularly focused on social justice and healthcare, have received well-deserved recognition in recent years.

For the past six years, Kraft has made surprise catalyst gifts on a monthly basis to New England-based nonprofits with the purpose of creating equity for our most vulnerable populations. These gifts have exceeded \$10 million through the Kraft Family Foundation, as it seeks to support initiatives that provide equal access and opportunities, facilitate social and economic mobility and create social safety nets where they do not currently exist. In 2019, Kraft became a founding partner in creating the REFORM Alliance, a foundation focused on American criminal justice reform through changing laws, policies, hearts and minds to reduce the number of long-term incarcerations resulting from minor probation and parole violations. Kraft was also awarded the 2019 Genesis Prize, referred to as the "Jewish Nobel" by Time magazine. As Genesis Prize laureate, Kraft announced a \$25 million commitment to establish the Foundation to Combat Antisemitism, which launched Together Beat Hate, an initiative focused on creating educational campaigns that galvanize reflection, conversation and action in the fight against antisemitism, racism and other forms of prejudice and hate. Kraft has also made significant contributions toward initiatives that support racial equity, including a million dollar donation to the New Commonwealth Racial Equity and Social Justice Fund and more than a million dollars to a collection of organizations through the Kraft Family/Patriots Players Collaborative Fund.

The Kraft family believes that equity of access to quality education and healthcare are the cornerstones to a vibrant and successful community and have established more than three dozen permanent endowments at educational, health-

## DYNASTY VS. DYNASTY

Of all of the great teams throughout the Super Bowl era, the New England Patriots and the San Francisco 49ers have set a standard of extended excellence above all of the others. The 49ers run of success spanned two decades, while New England's streak ran from 2001-19.

49ERS (1981-98)	PATRIOTS (2001-19)
5.....Super Bowl Appearances .....	9
5.....Super Bowl Titles .....	6
10 in 18 years.....Conference Title Games .....	13 in 19 years
22-11 (.667).....Playoff Record .....	30-11 (.732)
13.....Division Titles .....	17
16.....Playoff Seasons .....	17
207-72-1 (.741).....Regular Season Record.....	232-72 (.763)
108.....Pro Bowl Selections .....	94
21 in 18 years.....Home Playoff Games .....	24 in 19 years
13 in 18 years.....First-Round Byes.....	13 in 19 years
4 in 18 years.....Playoff One-and-Dones.....	3 in 19 years
122 (1990-99).....Most Wins in a Decade.....	141 (2010-19)

care and social service organizations. In addition, Kraft donated \$25 million to Mass General Brigham to establish the Kraft Center for Community Health, an initiative designed to develop solutions for the most difficult health problems. The Kraft Center services include Community Care in Reach, an innovative mobile health initiative which offers opioid addiction treatments, COVID-19 testing and vaccinations, as well as other health care services in under-served communities throughout the Boston area. The Kraft family also committed \$20 million to Harvard Business School to establish the Kraft Precision Medicine Accelerator, an initiative to pursue programs to realize the potential of precision medicine in care of cancer and other serious diseases.

Kraft has supported many initiatives and donated millions of dollars to help those in need during the COVID-19 crisis. As local hospitals were experiencing shortages in personal protective equipment, Kraft teamed up with Massachusetts Governor Charlie Baker to secure more than 1.8 million respirator masks for front-line workers in Massachusetts, New York and Rhode Island. He also partnered with Massachusetts Military Support Foundation's Food4Vets program to provide more than 6.5 million meals to military, veterans and their families. In addition to creating a distribution center at Gillette Stadium, he used the Patriots truck to deliver thousands of additional meals to veterans throughout New England as well as to some of the communities most impacted by the coronavirus. Kraft provided Gillette Stadium as a host site for 17 weeks of blood drives and facilitated drive-thru testing for thousands of public safety officials and supply chain workers. When schools closed in Boston, Kraft purchased Chromebooks for Boston Public Schools to allow students without computers the opportunity to attend their classes virtually. When vaccinations became available to the public in January 2021, Kraft donated the space needed to make Gillette Stadium, the first mass vaccination site in the northeast and the largest vaccination distributor in the state, providing 610,283 vaccinations in less than five months.

### FEWEST WEEKS WITH A LOSING RECORD SINCE 2001

New England .....	23
Pittsburgh Steelers .....	63
Baltimore Ravens .....	67
Green Bay Packers .....	70
Denver Broncos .....	89

## PLAYOFF WINS BY AN OWNER

Robert Kraft has 33 career postseason wins, the third-most in NFL history, and has done so in just 27 seasons.

WINS	SEASONS	OWNERSHIP	YEARS
36 .....	88 .....	The Rooney Family, Pittsburgh .....	(1933-present)
36 .....	102 .....	Green Bay Packers .....	(1919-present)
33 .....	27 .....	Robert Kraft, New England .....	(1994-present)
24 .....	96 .....	The Mara Family, N.Y. Giants .....	(1925-present)
22 .....	23 .....	Eddie DeBartolo, Jr., San Francisco .....	(1977-1999)
21 .....	40 .....	Al Davis, Oakland/Los Angeles .....	(1972-2011)
21 .....	35 .....	Pat Bowlen, Denver .....	(1984-2018)



# JONATHAN KRAFT



## PRESIDENT



**DIVISION TITLES:** 96, 97, 01, 03, 04, 05, 06, 07, 09, 10, 11, 12, 13, 14, 15, 16, 17, 18, 19



**CONFERENCE TITLES:** 96, 01, 03, 04, 07, 11, 14, 16, 17, 18



**SUPER BOWLS:** 01, 03, 04, 14, 16, 18

Jonathan Kraft is the president of the Kraft Group, the private holding company of the Kraft family's varied business interests. He is also the president of the six-time Super Bowl Champion New England Patriots. As president of the Patriots, Kraft oversees the management and strategic planning of each department within the organization and works closely with his father to represent the Patriots in all league matters.

Among his league obligations, Kraft is the chairman of the Fan Engagement and Major Events Committee and serves on multiple other NFL owner committees, including the Business Ventures Committee, the Legalized Sports Betting Committee, and the Media Owned and Operated Committee.

Kraft's team and league obligations are only a small part of his day-to-day responsibilities, which are as diversified as the many different companies he oversees. The Kraft Group operates a variety of interests including the distribution of forest products, paper and packaging manufacturing, sports and entertainment, real estate development, and a portfolio of more than 100 venture and private equity investments. As president, Kraft is responsible for overseeing the operations of each division.

The Kraft Group's holdings include Rand-Whitney Container, a manufacturer of corrugated containers; International Forest Products (IFP), a global trader of paper commodities and the seventh-largest exporter in North America; Rand-Whitney Containerboard and New-Indy Containerboard, manufacturers of 100% high-performance recycled linerboard. Kraft oversaw the construction of the first paper mill in the country that produces product from 100 percent post-consumer fiber and wastewater. Together these companies convert, produce and distribute over 5 million tons of paper and pulp annually and do business in more than 100 countries.

Kraft Sports + Entertainment holdings include Gillette Stadium, the NFL's New England Patriots, Major League Soccer's New England Revolution and the region's only professional esports team – the Boston Uprising.

In 1994, Robert Kraft paid what was then the highest price for a professional sports franchise when he bought the Patriots. At that time, the Patriots were the NFL's worst performing franchise, both on and off the field. Since then, Jonathan has been the day-to-day driving force behind the rebuilding and re-branding of the franchise, growing the fan base and bringing long-overdue stability to the once wayward organization.

In the first season of the Kraft family's ownership, the Patriots sold out every regular season home game for the first time in franchise history, propelling the team into the playoffs

for the first time in eight years. In their first five seasons, the Patriots qualified for the playoffs four times and now, after 27 years of ownership, the Patriots have won more Super Bowls, conference championships, division titles and overall games than any other NFL team. Over the past 20 years, the Patriots have earned "Team of the Decade" accolades by setting NFL records for total wins and winning three Super Bowls in each of the past two decades and won an unprecedented 11 straight division titles from 2009-19.

While the team's on-field performance since 1994 represents one of the greatest worst-to-first transitions in sports history, Kraft has successfully implemented numerous initiatives that have accelerated many other improvements, most notably the venue in which the team plays. Once tenants in the league's poorest venue, the Patriots now play in one of the NFL's premier stadiums. One of the most significant contributions to the organization's sustained success over the past two decades was securing financial approval for the construction of Gillette Stadium. Kraft developed the creative private-financing strategy for the \$325 million construction of Gillette Stadium. Many financial experts dismissed the viability of his plan, which relied on year-round club memberships for new clientele rather than the more conventional sale of private seat licenses to existing season ticket holders. Kraft's unprecedented plan was considered a financial risk but proved to be universally successful.

Throughout the stadium initiative, no one was more involved in the planning, construction, opening and ongoing operation and development of Gillette Stadium than Kraft. He worked closely with stadium designers to create a world-class sports and entertainment facility that would highlight features indigenous to New England. His team not only delivered on the promise of a fan-friendly facility, but also did so on time and under budget.

Kraft and the project team also drew praise for innovative environmental practices. In June of 2001, the Environmental Business Council presented the Kraft Group with the Environmental Award for Corporate Leadership. In May of 2002, the Kraft Group received New England's Environmental Merit Award from the U.S. Environmental Protection Agency for the development and construction of Gillette Stadium.

### 2021 NFL OWNER COMMITTEES

- Fan Engagement and Major Events Committee - Chairman
- Business Ventures Committee
- Legalized Sports Betting Committee
- Media Owned and Operated Committee



In 2002, Jonathan and Robert Kraft received the Sports Industrialists of the Year award, presented annually by Sports Business Daily. That year, the Krafts celebrated New England's first Super Bowl championship. Just a few months later, they christened their new stadium, earning various awards and praise for the project. They negotiated a new naming rights partnership with Gillette and celebrated a spectacular grand opening by hosting the 2002 season premiere of Monday Night Football as Super Bowl champions. One month later, the New England Revolution won the Eastern Conference to qualify for the MLS Cup at Gillette Stadium, which drew over 61,000 fans, the largest crowd in MLS history at that time. In an era when stadium names are regularly changing, Gillette has remained a constant in New England for the past 20 years, a tradition that will continue for at least another decade.

The Gillette Stadium staff has been promoting and producing world-class events in New England for more than 20 years under Kraft's direction. From the biggest names in live entertainment to international soccer, the NHL's Winter Classic, NCAA athletics, the Premier Lacrosse League and a full slate of motor sports offerings, the Kraft Group annually hosts the most diverse array of sports and entertainment events in the region.

Following the construction of Gillette Stadium, Kraft oversaw the Kraft Group's real estate development team's design and construction of Patriot Place, a mixed-use entertainment destination surrounding Gillette Stadium providing guests with a multitude of options, including dining, hospitality, specialty retail, lodging, world-class health care, night life and entertainment.

Throughout the life of Gillette Stadium, Kraft has been the creative force behind keeping the fan experience ahead of the ever-evolving sports and entertainment industry trends. The Kraft family continually invests in the long-term infrastructure with improvements designed to perpetually enhance the fan experience. Kraft has directed the additions and renovations of dozens of concession areas, lounges, suites and fan gathering sections, including the Optum Field Lounge, the DraftKings Fantasy Sports Zone and the Cross Insurance Pavilion & Business Center. Ubiquitous WiFi was installed and upgraded with plenty of bandwidth to accommodate capacity crowds. Environmentally friendly LED stadium lights, LED stadium signage and more than 14,000 feet of LED ribbon boards have also been installed throughout Gillette Stadium. In 2021, a new video board was installed in the south end zone measuring just under 53 feet high by 220 feet wide, providing 11,595 square feet of digital space to engage and entertain fans at Gillette Stadium. The video board is 70 percent larger than the previous installation and will be the seventh largest display in professional football and the second largest in professional soccer in 2021.

After years of applying analytics to better understand customers and their buying behaviors, Kraft co-founded the Kraft Analytics Group (KAGR) in 2016, a progressive technology and service company providing data management, advanced analytics and consulting services for sports and entertainment organizations.



Prior to the Kraft family's ownership, the Patriots fan base was limited in range and scope. As a lifelong Patriots fan, Kraft was committed to expanding the Patriots fan base through innovative multimedia outreach. Under his directive, the Patriots became the first professional sports team to launch a web site in March of 1995 and the first to debut nightly video updates online. In 2004, the team showed their commitment to globalizing the Patriots brand when they launched the NFL's first Chinese-language version of their website. Entering the 2021 season, the Patriots have 303 registered fan clubs in 41 countries. The Patriots are also among the top teams in the NFL in terms of social media engagement, reaching more than 16 million followers across various platforms. The Patriots social media accounts serve multiple countries, including Brazil, Germany, China as well as a Spanish language account. The Patriots mobile app, which gives fans in-stadium access to live streaming of NFL RedZone, in-game statistics, among other content, is one of the most advanced in the league.

Following the Super Bowl XXXVI championship, Kraft commissioned the production of "3 Games to Glory," a DVD providing fans an opportunity to re-live what was then three of the most memorable games in franchise history. Since then, he has overseen the production of five sequels, each featuring over five hours of behind-the-scenes content. The Patriots are the only NFL team to produce and sell such extensive commemorative videos.

In March of 2020, when the outbreak of the COVID-19 pandemic threatened to overwhelm hospitals in the northeast, Kraft and his father answered the call of Massachusetts Governor Charlie Baker, who had acquired nearly two million respirator masks in China and sought assistance in expediting the delivery to New England medical professionals and frontline workers. The Krafts sent the New England Patriots team plane to Shenzhen, China to transport the critical PPE back to Boston for distribution throughout the Commonwealth, Rhode Island and New York. Throughout the global pandemic, the Kraft family hosted numerous COVID-19 relief efforts at Gillette Stadium, including the region's first and largest COVID-19 testing site for frontline workers, numerous blood drives, the distribution of over 6.5 million meals to veterans, military families and others in need, and the first large-scale vaccination site in the Northeast. In all, the Kraft family has raised and contributed more than \$20 million in COVID-19 relief efforts.

A graduate of Williams College (1986), Kraft is a Trustee Emeritus and former chair of the school's investment committee. He received his MBA from Harvard Business School (1990), where he currently serves on the Dean's Board of Advisors. Kraft has served on the Board of Trustees of Massachusetts General Hospital since 2010 and was named chair in 2019. He is also on the board of trustees for the Belmont Hill School and Dexter Southfield. Additionally, Kraft is a member of the MIT School of Engineering Dean's Advisory Council, board member for Mass General Brigham and sits on the advisory board for the Billie Jean King Leadership Initiative.

Kraft has been active in youth athletics and coached Pop Warner football, youth soccer and Little League baseball in the greater Boston area.

Jonathan and his wife, Patti, have three children.



## DECADES OF DOMINANCE (2010-19)

The New England Patriots earned more wins (141) in the past decade (2010-19) than any other team in the NFL has over any 10-year span, with 125 regular season victories and 16 playoffs wins. They also own the highest winning percentage (.698) of any team in professional sports since 1994. The Patriots won a league-high three Super Bowls in the 2010s, increasing their total to six and tying the Pittsburgh Steelers for most all-time. The Patriots won more conference championships (5), appeared in more conference championship games (8) and won more division titles (10) than any other NFL team in a decade. This landmark decade comes on the heels of another dominant decade, as the Patriots also led the NFL in Super Bowl victories, conference championships, conference championship game appearances and division titles in the 2000s.

### Super Bowl Titles

<b>New England</b> . . . . .	<b>3</b>
Baltimore . . . . .	1
Denver . . . . .	1
Green Bay . . . . .	1
Kansas City . . . . .	1
N.Y. Giants . . . . .	1
Philadelphia . . . . .	1
Seattle . . . . .	1

### Conference Titles

<b>New England</b> . . . . .	<b>5</b>
Denver . . . . .	2
Seattle . . . . .	2
San Francisco . . . . .	2
9 Teams . . . . .	1

### Division Titles

<b>New England</b> . . . . .	<b>10</b>
Green Bay . . . . .	6
Houston . . . . .	6
Kansas City . . . . .	6
Denver . . . . .	5

### Playoff Wins

<b>New England</b> . . . . .	<b>16</b>
Green Bay . . . . .	10
Seattle . . . . .	10
Baltimore . . . . .	7
San Francisco . . . . .	7

### Playoff Winning Percentage

Team	W	L	Pct.
N.Y. Giants	4	1	.800
<b>New England</b>	<b>16</b>	<b>7</b>	<b>.696</b>
San Francisco	7	4	.636
Denver	6	4	.600
Green Bay	10	7	.588
Seattle	10	7	.588
Baltimore	7	5	.583

### Playoff Games Played

<b>New England</b> . . . . .	<b>23</b>
Green Bay . . . . .	17
Seattle . . . . .	17
Baltimore . . . . .	12
Pittsburgh . . . . .	11
San Francisco . . . . .	11
Kansas City . . . . .	11

### Overall Wins

(Regular Season and Playoffs)

<b>New England</b> . . . . .	<b>141</b>
Green Bay . . . . .	111
Seattle . . . . .	110
Pittsburgh . . . . .	107
Baltimore . . . . .	105

### Overall Winning Percentage

(Regular Season and Playoffs)

Team	W	L	T	Pct.
<b>New England</b>	<b>141</b>	<b>42</b>	<b>0</b>	<b>.771</b>
Green Bay	112	63	2	.638
Pittsburgh	107	63	1	.629
Seattle	110	66	1	.624
New Orleans	104	66	0	.612

### Most Victories in a Season

(Including Playoffs)

Team	Year	W
<b>New England</b>	<b>2016</b>	<b>17</b>
Carolina	2015	17
Philadelphia	2017	16
Seattle	2013	16
<b>New England</b>	<b>2011</b>	<b>15</b>
<b>New England</b>	<b>2014</b>	<b>15</b>
<b>New England</b>	<b>2017</b>	<b>15</b>
Denver	2013	15
Green Bay	2011	15
L.A. Rams	2018	15
San Francisco	2019	15

### Most Victories in a Single

#### Regular Season, 2010-19

Team	Year	W
Carolina	2015	15
Green Bay	2011	15
<b>New England</b>	<b>2016</b>	<b>14</b>
<b>New England</b>	<b>2010</b>	<b>14</b>
Baltimore	2019	14
<b>New England</b>	<b>2017</b>	<b>13</b>
<b>New England</b>	<b>2013</b>	<b>13</b>
16 Teams . . . . .		13

### Most points scored in a game

Rk	Team	Date	Opp	PF	PA
1	NO	10/23/11	Ind	62	7
<b>2</b>	<b>NE</b>	<b>11/18/12</b>	<b>Ind</b>	<b>59</b>	<b>24</b>
2	OAK	10/24/10	Den	59	14
2	PHI	11/15/10	Was	59	28
2	BAL	09/08/19	Mia	59	10
3	NYJ	12/09/12	Ari	58	0

### Total Point Differential, 2010-19

Team	PF	PA	Diff.
<b>New England</b>	<b>5392</b>	<b>3551</b>	<b>+1841</b>
Seattle	4261	3463	+798
Baltimore	4156	3393	+763
New Orleans	4766	4051	+715
Green Bay	4616	3951	+665

### Playoff Games Hosted

<b>New England</b> . . . . .	<b>17</b>
Denver . . . . .	9
Seattle . . . . .	8
Green Bay . . . . .	7
Kansas City . . . . .	7

### Major Sports League Titles

<b>New England Patriots</b>	<b>NFL</b>	<b>3</b>
Chicago Blackhawks	NHL	3
Golden State Warriors	NBA	3
L.A. Galaxy	MLS	3
San Francisco Giants	MLB	3
Boston Red Sox	MLB	2
L.A. Kings	NHL	2
Miami Heat	NBA	2
Pittsburgh Penguins	NHL	2

### Major Sports Conference Titles

<b>New England Patriots</b>	<b>NFL</b>	<b>5</b>
Golden State Warriors	NBA	5
Cleveland Cavaliers	NBA	4
Miami Heat	NBA	4
San Francisco Giants	MLB	3

### Seasons of NFL Playoff Advancement

<b>New England</b> . . . . .	<b>9</b>
Green Bay . . . . .	8
Seattle . . . . .	8
Kansas City . . . . .	7
Pittsburgh . . . . .	6



## DECADES OF DOMINANCE (2000-09)

When Robert Kraft purchased the New England Patriots in 1994, few would have thought that just 18 years later the franchise would be the undisputed team of the decade in the first decade of the new millennium. Kraft brought a winning vision to the organization and dedicated his resources to building a consistent winner. On Jan. 27, 2000, Kraft hired Bill Belichick to coach the team, and three months later the team drafted then-unheralded quarterback Tom Brady, putting the final pieces in place for the Patriots to become the most successful NFL team of the 2000s. The tallies listed below represent totals during the 2000-09 seasons.

### Super Bowl Titles

<b>New England</b> .....	<b>3</b>
Pittsburgh .....	2
Baltimore .....	1
Indianapolis .....	1
New Orleans .....	1
N.Y. Giants .....	1
Tampa Bay .....	1

### Conference Titles

<b>New England</b> .....	<b>4</b>
Indianapolis .....	2
N.Y. Giants .....	2
Pittsburgh .....	2
10 Teams .....	1

### Division Titles

<b>New England</b> .....	<b>7</b>
Indianapolis .....	6
Philadelphia .....	5
Pittsburgh .....	5
San Diego .....	5
Note: The Patriots also finished tied for the division lead twice during the 2000s but lost the division title on tiebreakers in 2002 and 2008.	

### Playoff Wins

<b>New England</b> .....	<b>14</b>
Philadelphia .....	10
Pittsburgh .....	10
Indianapolis .....	9
Baltimore .....	8

### Playoff Winning Percentage

Team	W	L	Pct.
<b>New England</b>	<b>14</b>	<b>4</b>	<b>.777</b>
New Orleans	5	2	.714
Pittsburgh	10	4	.714
Arizona	4	2	.667
Carolina	5	3	.625
Baltimore	8	5	.615

### Playoff Games Played

(Includes 2009 Wild Card Round)

<b>New England</b> .....	<b>18</b>
Philadelphia .....	18
Indianapolis .....	17
Pittsburgh .....	14
Baltimore .....	13
N.Y. Giants .....	11

### Overall Wins

(Regular Season and Playoffs)

<b>New England</b> .....	<b>126</b>
Indianapolis .....	124
Pittsburgh .....	113
Philadelphia .....	113
Baltimore .....	100

### Overall Winning Percentage

(Regular Season and Playoffs)

Team	W	L	T	Pct.
<b>New England</b>	<b>126</b>	<b>52</b>	<b>0</b>	<b>.708</b>
Indianapolis	124	53	0	.701
Pittsburgh	113	60	1	.652
Philadelphia	113	64	1	.638
Green Bay	98	71	0	.580

### Most Victories in a Season

(Inc. Playoffs)

Team	Year	W
<b>New England</b>	<b>2007</b>	<b>18</b>
<b>New England</b>	<b>2003</b>	<b>17</b>
<b>New England</b>	<b>2004</b>	<b>17</b>
Baltimore	2000	16
St. Louis	2001	16
Pittsburgh	2004	16
Indianapolis	2006	16
Indianapolis	2009	16
New Orleans	2009	16

### Most Victories in a Single

Regular Season

Team	Year	W
<b>New England</b>	<b>2007</b>	<b>16</b>
Pittsburgh	2004	15
<b>New England</b>	<b>2003</b>	<b>14</b>
<b>New England</b>	<b>2004</b>	<b>14</b>
Indianapolis	2005	14
Indianapolis	2009	14
St. Louis	2001	14

### Most points scored in a game

Rk	Team	Date	Opp	PF	PA
<b>1</b>	<b>NE</b>	<b>10/18/09</b>	<b>Ten</b>	<b>59</b>	<b>0</b>
2	CIN	11/28/04	Cle	58	48
3	STL	10/01/00	SD	57	31
4	NE	11/18/07	Buf	56	10
4	KC	10/24/04	Atl	56	10
4	NYJ	09/28/08	Ari	56	35
4	PHI	09/23/07	Det	56	21

### Total Point Differential

Team	PF	PA	Diff.
<b>New England</b>	<b>4003</b>	<b>2897</b>	<b>+1106</b>
Indianapolis	4269	3286	+983
Philadelphia	3758	2883	+875
Pittsburgh	3585	2779	+806
Green Bay	3921	3282	+639

### Playoff Games Hosted

<b>New England</b> .....	<b>9</b>
Philadelphia .....	9
Pittsburgh .....	8
Indianapolis .....	8

### Major Sports League Titles

Los Angeles Lakers	NBA	4
<b>New England Patriots</b>	<b>NFL</b>	<b>3</b>
San Antonio Spurs	NBA	3
Boston Red Sox	MLB	2
Detroit Red Wings	NHL	2
Houston Dynamo	MLS	2
Los Angeles Galaxy	MLS	2
New Jersey Devils	NHL	2
New York Yankees	MLB	2
Pittsburgh Steelers	NFL	2
San Jose Earthquakes	MLS	2

### Major Sports Conference Titles

Los Angeles Lakers	NBA	6
<b>New England Patriots</b>	<b>NFL</b>	<b>4</b>
New England Revolution	MLS	4
Los Angeles Galaxy	MLS	4
New York Yankees	MLB	4
Detroit Red Wings	NHL	3
New Jersey Devils	NHL	3
San Antonio Spurs	NBA	3

### Seasons of NFL

#### Playoff Advancement

Philadelphia.....	7
<b>New England</b> .....	<b>6</b>
Pittsburgh .....	5
Baltimore .....	4
Indianapolis .....	4
Green Bay .....	3
Oakland .....	3
Seattle .....	3
New Orleans .....	3

## ALL-TIME DECADE DOMINANCE

*All-Time Regular Season Wins Decade Leaders*

Team	Decade	Regular Season	Postseason	Total
<b>New England</b>	<b>2010-19</b>	<b>125-35 (.781)</b>	<b>16-7 (.696)</b>	<b>141-42 (.771)</b>
<b>New England</b>	<b>2000-09</b>	<b>112-48 (.700)</b>	<b>14-3 (.824)</b>	<b>126-51 (.712)</b>
Indianapolis	2000-09	115-45 (.719)	8-7 (.533)	123-52 (.703)
San Francisco	1990-99	113-47 (.706)	9-7 (.563)	122-54 (.693)

*Most Playoff Victories in a Decade*

Team	Decade	Playoff Wins	Championships
<b>New England</b>	<b>2010s</b>	<b>16</b>	<b>2014, 2016, 2018</b>
<b>New England</b>	<b>2000s</b>	<b>14</b>	<b>2001, 2003, 2004</b>
Dallas	1970s	14	1971, 1977
Pittsburgh	1970s	14	1974, 1975, 1978, 1979
San Francisco	1980s	13	1981, 1984, 1988, 1989
Dallas	1990s	12	1992, 1993, 1995
Washington	1980s	11	1982, 1987
Buffalo	1990s	10	--
Pittsburgh	2000s	10	2005, 2008
Philadelphia	2000s	10	--
Green Bay	2010s	10	2010
Seattle	2010s	10	2013
Green Bay	1960s	9	1961, 1962, 1965, 1966, 1967
Green Bay	1990s	9	1996

*Regular Season Winning Percentage In A Decade*

Team	Decade	Wins	Losses	Winning Percentage
<b>New England</b>	<b>2010s</b>	<b>125</b>	<b>35</b>	<b>78.13%</b>
Dallas	1970s	105	39	72.92%
Indianapolis	2000s	115	35	71.88%
Green Bay	1960s	96	37	71.38%
San Francisco	1990s	113	47	70.63%
San Francisco	1980s	104	47 (1 Tie)	68.75%

*Regular Season Winning Percentage In Two Consecutive Decades*

Team	Years	Wins	Losses	Ties	Winning Percentage
<b>New England</b>	<b>2000-19</b>	<b>237</b>	<b>84</b>	<b>0</b>	<b>73.83%</b>
San Francisco	1980-99	217	94	1	69.71

# FOOTBALL STAFF





# BILL BELICHICK



## HEAD COACH



**DIVISION TITLES:** 75, 78, 86, 89, 90, 96, 98, 01, 03, 04, 05, 06, 07, 09, 10, 11, 12, 13, 14, 15, 16, 17, 18, 19



**CONFERENCE TITLES:** 86, 90



**AFC CONFERENCE TITLES:** 96, 01, 03, 04, 07, 11, 14, 16, 17, 18



**SUPER BOWLS:** 86, 90, 01, 03, 04, 14, 16, 18

**B**ill Belichick completed his 46th season as an NFL coach in 2020 and is in his 22nd season as head coach of the New England Patriots. Belichick is the only head coach in NFL history to win six Super Bowl titles. In 2018, Belichick won his sixth Super Bowl, joining George Halas and Curly Lambeau as the only NFL coaches with six championships. He enters his 47th consecutive year as an NFL coach in 2021, the most consecutive seasons as an NFL coach. Pro Football Hall of Famer Dick LeBeau (45) is second. The only other NFL coach with at least 40 consecutive NFL coaching seasons is Tom Moore with 41.

Through 2020, Belichick owns the most wins among all active coaches and ranks third all-time with 311 total victories as a head coach. Belichick's winning percentage of .678 ranks second in NFL history among coaches with 150 or more wins to the .682 by George Halas. He led the Patriots to a winning record for 19 consecutive seasons (2001-19), behind only Dallas' Tom Landry, who recorded 20 consecutive winning seasons from 1966-85. Belichick has also notched 31 postseason wins in his career, most by a head coach in NFL history. Belichick, who was hired by Patriots Chairman and CEO Robert Kraft on Jan. 27, 2000, completed his 21st season with the Patriots in 2020. In 21 seasons, Belichick has delivered six Super Bowl championships, nine conference titles, 17 division crowns (with 2002 and 2008 lost on tiebreakers) and 30 playoff victories, while posting an overall record of 274-103. In 2019, the Patriots won their 11th consecutive division championship, extending their NFL record previously held by the L.A. Rams (1973-79). Belichick directed the Patriots to victories in Super Bowls XXXVI (2001), XXXVIII (2003), XXXIX (2004), XLIX (2014), LI (2016) and LIII (2018), and in 2007 he became the only NFL head coach to guide his team to a 16-0 regular season. From 2003 to 2004, Belichick coached the Patriots to a winning streak of 21 consecutive games, including the postseason. In 2018, Belichick joined Marv Levy (4) and Don Shula (3) as the only NFL head coaches to lead their team to three consecutive Super Bowl appearances.

Despite an NFL system designed to ensure parity, Belichick's program has produced a remarkable run of sustained on-field success. From 2000-19, the Patriots won 74 percent of their regular-season games (267-94), the highest winning percentage of any major American professional sports team over that span. Over a 100-game stretch from 2003-09, Belichick directed the team to 81 wins, the most in NFL history by a head coach. Additionally, the Patriots finished 2019 with 141 wins (regular and postseason) in the decade from 2010-19, surpassing their previous NFL record for wins in a decade with 126 victories from 2000-09. From 2011-18, Belichick's teams won the AFC East title and advanced in the playoffs, with the Patriots eight straight years of playoff advancement extending their NFL record previously held by Dallas with six (1991-96). Additionally, New England set an NFL record by qualifying for the playoffs for 11 straight seasons (2009-19), besting Dallas and Indianapolis, who qualified for the postseason for nine consecutive years.

### BELICHICK BY THE NUMBERS

**47th** NFL Coaching Season

**27th** Head Coaching Season

**22nd** Season as Patriots Head Coach

**Career Record:** 311-148 (.678)

**Regular Season:** 280-136 (.673)

**Postseason:** 31-12 (.721)

**Patriots Record:** 274-103 (.727)

### AMONG THE GREATS

Coach Belichick has 311 career wins and a career winning percentage of .678, which is the second highest in NFL history among all NFL coaches with at least 150 career victories.

#### TOP WINNING PERCENTAGE AMONG HEAD COACHES WITH AT LEAST 150 WINS

Head Coach	Team(s)	Years	W	L	T	Pct.
George Halas	CHI	1920-29, 33-42	324	151	31	.682
		46-55, 58-67				
<b>Bill Belichick</b>	<b>CLE/NE</b>	<b>1991-95, 00-20</b>	<b>311</b>	<b>148</b>	<b>0</b>	<b>.678</b>
Don Shula	BAL/MIA	1963-95	347	173	6	.666
Curly Lambeau	GB/CHC/WAS	1921-53	229	134	22	.631

NOTE: Winning percentages are calculated using official NFL rules. Ties are not included in winning percentage prior to 1972. Since 1972, a tie counts as a half-win, half-loss.

Belichick's 31 career playoff wins are the most all-time among head coaches, while New England's 16 playoff victories from 2010-19 are the most in any decade in NFL history. He has compiled a career playoff record of 31-12, with his .721 playoff winning percentage placing him third in NFL history.

In addition, the Patriots have consistently maintained their focus throughout the year and have played their best football late in the season. From 2001 through 2019, the Patriots led the league with a 114-35 (.765) overall record in games played on Thanksgiving or later in the NFL season, including playoffs. The club also posted an NFL-best 45-17 (.726) mark during that time in games played on Christmas or later in the NFL season and were an NFL-best 67-16 (.807) in the month of December.

Additionally, Belichick is the first head coach in NFL history to lead a team to three straight 500-point seasons (2010-12) and the Patriots are the first franchise in NFL history to score 500 or more points in four seasons (2007-589, 2010-518, 2011-513 and 2012-557).

In the victory over the Cleveland Browns at home on Oct. 27, 2019, Belichick became the third head coach in NFL history to win 300 games, doing so in his 434th NFL game, faster than Don Shula (445 games) and George Halas (455 games).



*"Let me tell you about someone I do admire. [Bill Belichick] of the New England Patriots has been in the prisons with me. He's met gang members in my home; he's met gang members in Cleveland. He's put up money. He's opened up areas of education for us very quietly and very strongly."*

— JIM BROWN, HALL OF FAME RUNNING BACK

## MOVING ON UP

Belichick's 311 career wins as a head coach rank third all-time in NFL history.

### MOST ALL-TIME WINS AMONG NFL HEAD COACHES

Head Coach	Team(s)	Years	W	L	T
Don Shula	BAL/MIA	1963-95	347	173	6
George Halas	CHI	1920-29, 33-42, 46-55, 58-67	324	151	31
Bill Belichick	CLE/NE	1991-95, 00-20	311	148	0
Tom Landry	DAL	1960-88	270	178	6
Andy Reid	PHI/KC	1999-2020	238	145	1

## 2020 SEASON HIGHLIGHTS

Despite a season without a traditional offseason due to the Covid-19 pandemic, the Patriots battled all season. They finished fourth in the NFL with 2,346 rushing yards in 2020, the fourth-highest rushing total in team history. The Patriots finished the season with 4.67 yards per rushing attempt, the fourth-highest average in team history. In addition, the Patriots scored 20 rushing touchdowns, tied for sixth in the NFL in 2020.

The Patriots were a disciplined team in 2020, committing an NFL-low 62 penalties, tied for the sixth-lowest since the NFL went to a 16-game schedule and second-fewest in team history behind the 57 penalties by the 2008 Patriots team (second-fewest in a 16-game season).

The Patriots defense tied for the NFL lead with Miami, New Orleans and Pittsburgh with 18 interceptions.

The Patriots special teams units were strong all season. Jake Bailey's punting in 2020 allowed a total of 71 punt return yards on 12 returns. It marked the fewest punt return yards allowed by a Patriots team in team history and the sixth-fewest punt return yards allowed in an NFL season. The 12 punt return yards allowed were second in NFL history, behind the 11 by the 2008 New England team.

Belichick's recent accomplishments are the latest triumphs in an NFL coaching career that began in 1975, during which he has helped produce eight Super Bowl titles, 12 conference championships and 24 division titles. Now in his 47th season in the NFL, he has more years of NFL experience than any of the other 31 active head coaches. He won his first two Super Bowls as the defensive coordinator for the New York Giants in 1986 and again in 1990 before claiming six Super Bowl championships with the Patriots.

### THE PATRIOT YEARS

Once he became Patriots head coach, Belichick needed just one season to successfully implement his plan for suc-

## SUPER SUCCESS

Bill Belichick won his sixth Super Bowl in 2018 to give him the most Super Bowl wins by any head coach in NFL history.

### MOST SUPER BOWL VICTORIES

Head Coach	Team	Titles	Seasons
Bill Belichick	NE	6	2001, 2003, 2004, 2014, 2016, 2018
Chuck Noll	PIT	4	1974, 1975, 1978, 1979
Joe Gibbs	WAS	3	1982, 1987, 1991
Bill Walsh	SF	3	1981, 1984, 1988

NOTE: Sorted by most recent championship. Super Bowls have determined NFL champion since 1966.

### HEAD COACHES WITH FOUR OR MORE NFL TITLES (Listed alphabetically)

HEAD COACH	CHAMPIONSHIP TEAM(S)
Bill Belichick.....	6- NE (SB XXXVI, XXXVIII, XXXIX, XLIX, LI, LIII)
George Halas.....	6- CHI (1921, 33, 40, 41, 46, 63)
Curly Lambeau.....	6- GB (1929, 30, 31, 36, 39, 44)
Vince Lombardi.....	5- GB (1961, 62, 65, SB I, II)
Chuck Noll.....	4- PIT (SB IX, X, XII, XIV)

## PLAYOFF SUCCESS

Coach Belichick has won 31 career playoff games, the most by a head coach in NFL history.

### MOST PLAYOFF WINS BY AN NFL HEAD COACH

Coach	Team(s)	Wins
Bill Belichick.....	Cleveland Browns, NE Patriots	31
Tom Landry.....	Dallas Cowboys	20
Don Shula.....	Baltimore Colts, Miami Dolphins	19
Joe Gibbs.....	Washington Redskins	17
Andy Reid.....	Philadelphia Eagles, KC Chiefs	17
Chuck Noll.....	Pittsburgh Steelers	16

cess. In 2001, his second season in charge, the Patriots rebounded from a 5-11 record in 2000 to improve to 11-5, tying what was then the franchise record for regular-season wins. With a 20-17 victory over the Rams in Super Bowl XXXVI, the Patriots tied the franchise's then-record of 14 overall wins. In 2003 and 2004, the Patriots eclipsed those marks in each season, posting identical 14-2 records in the regular season and notching 17 total wins and a Super Bowl title in each year.

From 2003-04, Belichick directed the Patriots through the most prosperous two-year period for any team in NFL history, netting back-to-back Super Bowl victories and consecutive 17-2 campaigns. The team's 34 victories from 2003-04 mark the highest two-year win total in the NFL's 101-year history. An overall winning streak of 21 consecutive games, including the postseason — also unprecedented in NFL annals — spanned the two seasons. New England was undefeated at home in

## COACH OF THE DECADE(S)

Bill Belichick is one of just two coaches in NFL history to be selected to two NFL All-Decade Teams. The other is former Steelers coach Chuck Noll, who was on the 1970s and 1980s All-Decade Teams.

### MULTIPLE NFL ALL-DECADE TEAM SELECTIONS

Coach	Team	Decades
Bill Belichick.....	New England Patriots	2000s & 2010s
Chuck Noll.....	Pittsburgh Steelers	1970s & 1980s

## EXTRA POINTS

- Belichick spent 20 years as an assistant coach in the NFL and 2020 marked his 27th season as a head coach. According to the Elias Sports Bureau, he is the only man in NFL history to serve 20 or more seasons as an assistant coach and at least 20 seasons as a head coach.
- Belichick's Patriots teams own the all-time NFL records for consecutive total victories, including post-season games (21 from 2003-04) and consecutive playoff victories (10 from 2001-05).
- Belichick's career winning percentage of .678 (311-148) is the second-highest all-time among head coaches with 150 or more wins.
- In 2007, Belichick led the Patriots to the NFL's first 16-0 regular season and joined George Halas and Don Shula as the only coaches in NFL history to direct their teams to an undefeated regular season.
- Belichick is the only head coach in NFL history to win three Super Bowls in four seasons (2001, 2003, 2004).
- With 47 years of NFL coaching experience, Belichick is the longest tenured coach among active NFL head coaches. His 47 consecutive years as an NFL coach entering 2021 are the most in NFL history. Dick LeBeau, who coached 45 straight years through 2017 is second.
- The 2018 AFC Championship victory was Belichick's ninth conference championship win as a head coach. His nine conference titles are the most in NFL history during the Super Bowl era, besting Don Shula's six.
- Five former assistants on Belichick's staffs and one former player are head coaches in the NFL or college in 2020: Kirk Ferentz, Iowa; Brian Flores, Miami Dolphins; Joe Judge, N.Y. Giants; Nick Saban, Alabama; Mike Vrabel, Tennessee Titans. Three of Coach Belichick's former assistants are NFL general managers in 2018: Nick Caserio, Houston; Jason Licht, Tampa Bay, and Jon Robinson, Tennessee.
- Belichick is the only head coach in NFL history to win at least 14 regular-season games in five separate seasons.
- Belichick is the first head coach in NFL history with 17 straight seasons with at least 10 victories. George Seifert is second with eight (1989-96).

both 2003 and 2004, and set a franchise record by winning 21 straight home games from 2002-05. New England matched the franchise record of 21 straight wins at home from 2017-19.

During the 2004 season, the Patriots tied the regular-season record by a defending Super Bowl champion (14-2). New England capped the year with another memorable playoff run, culminating in a 24-21 victory over the Philadelphia Eagles in Super Bowl XXXIX.

In 2005, New England won 11 games despite being forced to use 45 different starters, an NFL record for a division champion. After starting the season 4-4 and facing a rash of injuries, the Patriots won six of their next seven games to claim their third straight division title.

In 2006, Belichick directed the Patriots to a berth in the AFC Championship Game for the third time in four years and for the fourth time in six seasons. New England won the AFC East division for the fourth consecutive season and set a franchise record by allowing just 14.8 points per game. The Patri-

## DIVISION DOMINANCE

Belichick's 17 division titles as a head coach are the most in NFL history. His 17 are the most since the 1970 AFL-NFL merger, ahead of Don Shula's 11.

### MOST DIVISION TITLES BY AN NFL HEAD COACH

Coach	Team(s)	Division Titles
<b>Bill Belichick</b>	<b>New England Patriots</b>	<b>17</b>
Tom Landry	Dallas Cowboys	13
Don Shula	Baltimore Colts, Miami Dolphins	13

Belichick is the only head coach to win 11 consecutive division titles and the only coach to do so in the salary-cap era.

### CONSECUTIVE DIVISION TITLES

Head Coach	Team	Consec. Titles	Seasons
<b>Bill Belichick</b>	<b>NE</b>	<b>11</b>	<b>(2009-19)</b>
Paul Brown	CLE	6	(1950-55)
Tom Landry	DAL	6	(1966-71)
Bud Grant	MIN	6	(1973-78)
Chuck Noll	PIT	6	(1974-79)

## CONTINUED ADVANCEMENT

### TEAMS TO WIN AT LEAST ONE PLAYOFF GAME IN CONSECUTIVE SEASONS

Team	Consec. Seasons	Years	Wins
<b>NE</b>	<b>8</b>	<b>2011-18</b>	<b>16</b>
DAL	6	1991-96	12
<b>NE</b>	<b>5</b>	<b>2003-07</b>	<b>11</b>
BAL	5	2008-12	9
GB	5	1993-97	9
SEA	5	2012-16	8
PHI	5	2000-04	7
OAK	5	1973-77	7

ots 14 total victories tied what was then the second highest total in franchise history.

In 2007, Belichick earned Associated Press NFL Coach of the Year honors as the Patriots became the fourth team in the league's history to complete an undefeated regular season and the first to achieve the feat since the NFL increased the number of regular season games from 14 to 16 in 1978. Belichick joined Pro Football Hall of Famers George Halas and Don Shula as the only head coaches to complete undefeated regular seasons. New England's 18 overall victories in 2007 tied the 1985 Chicago Bears and the 1984 San Francisco 49ers for the most in league history. New England became the first team in NFL history and the first major American pro sports team since 1884 to open a season with 18 straight wins. The Patriots set the then-NFL records for points (589) and touchdowns (75), while their +315 point differential still stands as the best in NFL history.

In 2008, Belichick led the Patriots to an 11-5 record. Despite losing QB Tom Brady to a season-ending injury in Week 1, New England ranked among the NFL's top-10 teams in terms of yards gained (5th), points scored (8th), fewest yards allowed

*"Bill is a great friend and has done a tremendous job for a long time. He certainly taught me a lot and has been a real positive mentor to me."*

—NICK SABAN, HEAD COACH AT THE UNIVERSITY OF ALABAMA

# "I HAVE A GREAT DEAL OF RESPECT FOR HIM. HE'S THE BEST COACH THAT EVER COACHED THE GAME."

— RODNEY HARRISON, PATRIOTS HALL OF FAMER

(10th) and fewest points allowed (8th), marking the fourth time the club finished in the top 10 in all of those categories since joining the NFL in 1970. The Patriots also finished in the top 10 in all those categories in 2015 and 2016. At the conclusion of the regular season, the Patriots were among the league's hottest teams, winning five of their last six games and going undefeated in December (4-0).

In 2009, the Patriots finished the season with a 10-6 record and claimed another AFC East title. They became the first team to win more than half of their games in nine straight seasons since free agency began in 1993.

In 2010, Belichick led a very young squad to an NFL-best 14-2 record, a division title and its eighth playoff appearance in his 11 seasons as New England's head coach, receiving several major awards in the process. Belichick was named Associated Press Coach of the Year for the third time, joining Don Shula (four-time winner) and Chuck Knox as the only three-time winners. In addition, Belichick earned Peter King's SI.com and Pro Football Weekly Coach of the Year.

Coach Belichick guided the Patriots to a league-best 518 points scored in 2010, third-most in franchise history behind the team's 589 points in 2007 and 557 in 2012. The club-record +28 turnover differential was a contributing factor to New England eclipsing 500 points for just the second time in team history. Belichick's constant emphasis on protecting the football paid off with two NFL records. The Patriots went an NFL-record seven consecutive games without committing a turnover. No other NFL team had gone longer than six straight games without turning the ball over. The Patriots had just 10 turnovers in 2010 (five interceptions and five fumbles), which tied a then-NFL record for fewest turnovers in a season. The New Orleans Saints committed eight turnovers in 2019.

In 2011, Belichick guided the Patriots to a 13-3 record, his fifth AFC Conference Championship and an appearance in Super Bowl XLVI. Under Belichick's guidance, the Patriots finished the 2011 season with 6,848 total net yards, setting a new franchise record for most total net yards in a season. That total is fifth all-time in NFL history.

In 2012, Belichick became the eighth head coach in NFL history to record 200 overall victories and in the process, guaranteed a .500 or better record for the Patriots for the 12th straight season with a 12-4 record. Additionally, the Patriots made their second consecutive AFC Championship Game appearance.

*"What he does, what [Bill] Belichick does with the team concept, it makes our jobs easier as other managers and coaches."*

— JOE TORRE, FOUR-TIME WORLD SERIES WINNING MANAGER

## SUPER BOWL SAVVY

### Most Super Bowl appearances by a head coach or assistant coach in NFL History

Bill Belichick.....	12 (Nine as a head coach)
Dan Reeves .....	7 (Four as a head coach)
Don Shula .....	6 (Six as a head coach)
Chuck Noll .....	5 (Four as a head coach)
Andy Reid .....	5 (Three as a head coach))
Tom Landry .....	5 (Five as a head coach)
Marv Levy .....	5 (Four as a head coach)

## POSTSEASON PROWESS

Bill Belichick has the third-highest winning percentage in NFL playoff history, trailing only the legendary Vince Lombardi, whose name is emblazoned on the Super Bowl trophy, and Tom Flores.

### BEST POSTSEASON RECORDS IN NFL HISTORY

(Minimum 10 games)

Head Coach	Team(s)	W	L	Pct.
Vince Lombardi	GB/WAS	9	1	.900
Tom Flores	OAK/LA	8	3	.727
Bill Belichick	CLE/NE	31	12	.721
Bill Walsh	SF	10	4	.714
Joe Gibbs	WAS	17	7	.708
Jimmy Johnson	DAL/MIA	9	4	.692

In 2017, Belichick passed Tom Landry and Don Shula for most postseason appearances.

### MOST POSTSEASON GAMES AS A HEAD COACH

Head Coach	Games
Bill Belichick (CLE/NE) .....	43
Tom Landry (DAL) .....	36
Don Shula (BAL/MIA) .....	36
Andy Reid (PHI/KC) .....	32
Chuck Noll (PIT) .....	24
Mike Holmgren (GB/SEA) .....	24
Joe Gibbs (WAS) .....	24

### MOST POSTSEASON WINS AS A HEAD COACH

Head Coach	Wins
Bill Belichick (CLE/NE) .....	31
Tom Landry (DAL) .....	20
Don Shula (BAL/MIA) .....	19
Joe Gibbs (WAS) .....	17
Andy Reid (KC/PHI) .....	17
Chuck Noll (PIT) .....	16

## CONF. CHAMP. APPEARANCES

Bill Belichick reached his 13th conference championship as a head coach in 2018.

### HEAD COACH CONF. CHAMP. APPEARANCES

Bill Belichick.....	13
Tom Landry.....	10
Andy Reid.....	8
Chuck Noll.....	7
Don Shula.....	7
Bill Cowher.....	6
John Madden .....	6

## HONORS & AWARDS

Coach Belichick has been honored with numerous awards in recognition of his success with the Patriots. He has earned NFL Coach of the Year honors from the Associated Press three times (2003, 2007 and 2010) and has finished in the top five in AP voting for NFL Coach of the Year Award seven other times (1994, 2001, 02, 04, 05, 08, and 14). Below is a sampling of the recognition he has earned since 2001:

### 2014 NFL COACH OF THE YEAR HONORS

- Kansas City's 101 Football Awards – AFC Coach of the Year

### 2010 NFL COACH OF THE YEAR HONORS

- Associated Press
- Peter King's SI.com
- Pro Football Weekly

### 2007 NFL COACH OF THE YEAR HONORS

- Associated Press
- Sporting News
- Pro Football Weekly/PFWA
- USA Today
- SI.com
- Dallas Morning News
- Kansas City's 101 Football Awards – AFC Coach of the Year

### 2004 NFL COACH OF THE YEAR HONORS

- Sports Illustrated
- SI.com
- Fox TV/Terry Bradshaw

### OTHER 2004 HONORS

- ESPY Award – Best Coach/Manager
- U.S. Sports Academy Amos Alonzo Stagg Coaching Award

### 2003 NFL COACH OF THE YEAR HONORS

- Associated Press
- The Sporting News
- Pro Football Weekly/PFWA
- Sports Illustrated
- Football Digest
- SI.com
- NFL.com
- Dallas Morning News
- San Francisco Chronicle
- NFL Alumni
- Fox TV/Terry Bradshaw
- Victor Awards
- Kansas City's 101 Football Awards – AFC Coach of the Year

### OTHER 2003 HONORS

- Time Magazine's 100 most powerful and influential people in the world

### 2001 NFL COACH OF THE YEAR HONORS

- Sports Illustrated
- College & Pro Football Newsweekly
- Dallas Morning News
- ESPN
- CNN/SI
- Kansas City's 101 Football Awards – AFC Coach of the Year
- USA Today's All-Joe Team

## HALL OF FAMERS

From 1981-88, Coach Belichick tutored the linebackers for the New York Giants. His unit featured Lawrence Taylor and Harry Carson, both of whom are enshrined in the Pro Football Hall of Fame.

## THE BELICHIK LIBRARY

Coach Belichick is an avid collector of football-related books, and along with his late father, Steve, amassed a library of more than 800 volumes. The library is believed to be one of the largest collection of football books in the world, behind the Pro Football Hall of Fame and the Library of Congress. In 2006, Coach Belichick moved his entire library to the Naval Academy, where his father coached for 33 years. The books are housed in a display at Ricketts Hall in Annapolis for future generations of football players, coaches and fans to enjoy.

## SUPER COMEBACK

Bill Belichick coached the Patriots back from a 25-point deficit to win Super Bowl LI. A comeback of that magnitude is extremely rare. There had been 2,656 games where a team led by 25 points or more in NFL history, including the postseason. Those teams were 2,689-7-2, a winning percentage of .997.

From 2003-12, Belichick won more regular season games (126) and more games overall (140) over a 10-year stretch than any other head coach in NFL history. He repeated the same feat by winning 126 games from 2007-16.

In 2013, Belichick guided New England to a 12-4 record, a fifth consecutive AFC East crown and third straight appearance in the AFC Championship Game. With his fifth victory of the season in 2013, Belichick passed Chuck Noll for fifth place on the NFL wins list with his 210th win as a head coach.

In 2014, Belichick led the Patriots to a win in Super Bowl XLIX, his fourth Super Bowl win as a head coach, matching Noll for the most Super Bowl victories. In the process, he won three postseason games to set an NFL record for career playoff victories by a head coach.

Belichick earned his 21st career postseason victory in the AFC Championship Game vs. Indianapolis on Jan. 18, 2015, passing Tom Landry for the most playoff wins by a head coach in NFL history.

Belichick passed Curly Lambeau for sole possession of fourth place on the all-time wins list with his 230th career victory, a 17-16 win at N.Y. Jets on Dec. 21, 2014. He added to his record with his 12th straight season with 10 or more wins and won his 12th division title.

Belichick guided his 200th regular season victory as a head coach after the Patriots 30-7 win at Minnesota on Sept. 14, 2014.

In 2015, Belichick guided New England to a 12-4 record, a record seventh consecutive AFC East crown and fifth straight

*"He's really special. I've always been a Bill Belichick person. He's got great roots. He's got an aura about him. He's got the fire you want to see, but he always gives other people credit."*

— ROGER STAUBACH, HALL OF FAME QUARTERBACK



## DOMINANT DEFENSE

2019 marked the 13th season since 2001 that the team kept opponents under 20 points per game, tied for second-most in the NFL over that span.

### SEASONS ALLOWING 20 POINTS PER GAME OR FEWER SINCE 2001

Team	Seasons	Years
Baltimore.....	14.....	2001, 03-06, 08-11, 14, 17-18, 19, 20
New England.....	13.....	2001, 03-04, 06-10, 14-17, 19
Pittsburgh.....	13.....	2001, 04-08, 10-12, 15, 17, 19, 20

AFC Championship Game.

Belichick appeared in his 10th AFC Championship Game, tying Tom Landry for most conference championship game appearances by a head coach.

In 2016, Belichick guided New England to a 34-28 overtime win against Atlanta in Super Bowl LI, his fifth Super Bowl win as a head coach, passing Chuck Noll for most Super Bowl victories by a head coach. Belichick led the Patriots to a 14-2 regular season record to become the first head coach to win at least 14 regular season games in five separate seasons. He also captured his 14th AFC East title, passing Tom Landry and Don Shula with 13. It was the eighth consecutive division crown for New England, which established another NFL record.

Belichick reached his 11th conference championship game as a head coach in 2016 to move out of a tie with Tom Landry for most by a head coach since the 1970 merger.

With a win vs. N.Y. Jets in Week 16, Belichick won his 200th regular season game with the Patriots, becoming the fifth NFL coach to reach 200 regular season wins with one team.

Belichick led New England to a 13-3 regular season record in 2017, his eighth conference championship, an appearance in Super Bowl LII and the team's 15th division title since he became head coach in 2000.

Belichick also passed Tom Landry and Don Shula by coaching in his 37th career playoff game in the Divisional Playoff win vs. Tennessee.

With a 13-3 record in 2017, Belichick became the first coach in NFL history with 13 or more wins in seven different seasons.

In 2018, Belichick guided New England to a 13-3 win against the Los Angeles Rams in Super Bowl LIII, his sixth Su-

*"I get a big kick out of the perception publicly — all the media, and mostly the fans, because they don't see [and] he doesn't give you much. He's not there to draw attention to himself. But if you get in a social situation around Bill, he's got so much personality. He's interesting. He's funny. He's a great friend. I can't respect our relationship more than I do. He's about as good a friend as you can expect to have. If you go to dinner, you're going to talk about a lot of subjects. It's real apparent that Bill has no ego. He's not there to impress you about his championships. He's just sharing and asking. He shares with guys he knows are interested. It's like going to graduate school times 100."*

— TONY LARUSSA, WORLD-SERIES-WINNING BASEBALL MANAGER

## TOP-10 OFFENSE & DEFENSE

2016 marked the ninth time in team history and the fifth time under Bill Belichick that both the offense and defense have finished in the top 10.

### PATRIOTS SEASONS WITH A TOP 10 OFFENSE AND TOP 10 DEFENSE UNDER BELICHICK (Since 1970 Merger)

2016.....	Offense-4.....	Defense-8
2015.....	Offense-6.....	Defense-9
2008.....	Offense-5.....	Defense-10
2007.....	Offense-1.....	Defense-4
2004.....	Offense-7.....	Defense-9

per Bowl win as a head coach, extending his NFL record for Super Bowl victories by a head coach. Belichick, who led New England to its eighth straight conference championship game, devised a game plan that kept the high-flying Rams offense, who averaged 30 points per game, to just a field goal, tying the fewest points ever allowed in a Super Bowl.

Belichick coached the Patriots to an 11-5 regular-season record and extended his NFL record by capturing his 16th division title. It was also the club's 10th straight, which is also an NFL record.

Belichick entered the 2018 season tied with Tom Landry for third all-time in NFL history with 250 career regular season wins behind Don Shula (328) and George Halas (318). The 27-20 opening-day win over Houston pushed him past Landry into sole possession of third place.

Belichick led New England to a 12-4 record in 2019 and his 13th career 12-win season and his 17th division title, 11th consecutive division title and 11th straight season with a playoff berth. It was his 18th postseason berth, tied with Tom Landry for second-all-time, behind the 19 by Don Shula. Under Belichick's guidance, the Patriots defense finished No. 1 in the NFL in total defense (275.9 yards per game) and scoring (14.1 points allowed per game).

### A COACHING JOURNEY

Belichick began his coaching career after graduating from Wesleyan University and accepting a staff assistant position with the Baltimore Colts in 1975. At the age of 23, he was named special assistant to Head Coach Ted Marchibroda. In 1976, Belichick joined Rick Forzano's staff with the Detroit Lions as an assistant special teams coach. The following year, he was given his first positional coaching assignment as the Lions tight ends and receivers coach. In 1978, Denver Broncos Head Coach Red Miller hired Belichick as the assistant special teams coach and assistant to defensive coordinator Joe Collier.

Belichick then spent 12 seasons with the New York Giants (1979-90) before becoming head coach of the Cleveland Browns (1991-95). He later joined Bill Parcells for several seasons as assistant head coach/secondary with New England



Belichick was a member of two blue-ribbon panels that selected the NFL 100 All-Time Team and the Pro Football Hall of Fame's Centennial class.

# BILL BELICHICK'S YEAR-BY-YEAR RESULTS

Year	Team	Position	Regular Season			Playoffs		Finish
			W	L	T	W	L	
1975	Baltimore Colts	Special Assistant	10	4	0	0	1	AFC East Division Champions
1976	Detroit Lions	Asst. Special Teams	6	8	0			
1977	Detroit Lions	Asst. Special Teams/TEs/WRs	6	8	0			
1978	Denver Broncos	Asst. Special Teams/ Asst. to Defensive Coordinator	10	6	0	0	1	AFC West Division Champions
1979	New York Giants	Special Teams	6	10	0			
1980	New York Giants	Special Teams	4	12	0			
1981	New York Giants	Special Teams/Linebackers	9	7	0	1	1	3rd Place NFC East - Wild Card
1982	New York Giants	Special Teams/Linebackers	4	5	0			
1983	New York Giants	Linebackers	3	12	1			
1984	New York Giants	Linebackers	9	7	0	1	1	2nd Place NFC East - Wild Card
1985	New York Giants	Defensive Coordinator	10	6	0	1	1	2nd Place NFC East - Wild Card
1986	New York Giants	Defensive Coordinator	14	2	0	3	0	Division/Super Bowl Champions
1987	New York Giants	Defensive Coordinator	6	9	0			
1988	New York Giants	Defensive Coordinator	10	6	0			
1989	New York Giants	Def. Coordinator/Secondary	12	4	0	0	1	NFC East Division Champions
1990	New York Giants	Def. Coordinator/Secondary	13	3	0	3	0	Division/Super Bowl Champions
1991	Cleveland Browns	Head Coach	6	10	0			
1992	Cleveland Browns	Head Coach	7	9	0			
1993	Cleveland Browns	Head Coach	7	9	0			
1994	Cleveland Browns	Head Coach	11	5	0	1	1	2nd Place AFC Central - Wild Card
1995	Cleveland Browns	Head Coach	5	11	0			
1996	New England Patriots	Asst. Head Coach/Secondary	11	5	0	2	1	AFC East Division/ AFC Champions
1997	New York Jets	Asst. Head Coach/Secondary	9	7	0			
1998	New York Jets	Asst. Head Coach/Secondary	12	4	0	1	1	AFC East Division Champions
1999	New York Jets	Asst. Head Coach/Secondary	8	8	0			
2000	New England Patriots	Head Coach	5	11	0			
2001	New England Patriots	Head Coach	11	5	0	3	0	AFC East Division/Super Bowl Champions
2002	New England Patriots	Head Coach	9	7	0			
2003	New England Patriots	Head Coach	14	2	0	3	0	AFC East Division/Super Bowl Champions
2004	New England Patriots	Head Coach	14	2	0	3	0	AFC East Division/Super Bowl Champions
2005	New England Patriots	Head Coach	10	6	0	1	1	AFC East Division Champions
2006	New England Patriots	Head Coach	12	4	0	2	1	AFC East Division Champions
2007	New England Patriots	Head Coach	16	0	0	2	1	AFC East Division/AFC Champions
2008	New England Patriots	Head Coach	11	5	0			
2009	New England Patriots	Head Coach	10	6	0	0	1	AFC East Division Champions
2010	New England Patriots	Head Coach	14	2	0	0	1	AFC East Division Champions
2011	New England Patriots	Head Coach	13	3	0	2	1	AFC East Division/AFC Champions
2012	New England Patriots	Head Coach	12	4	0	1	1	AFC East Division Champions
2013	New England Patriots	Head Coach	12	4	0	1	1	AFC East Division Champions
2014	New England Patriots	Head Coach	12	4	0	3	0	AFC East Division/Super Bowl Champions
2015	New England Patriots	Head Coach	12	4	0	1	1	AFC East Division Champions
2016	New England Patriots	Head Coach	14	2	0	3	0	AFC East Division/Super Bowl Champions
2017	New England Patriots	Head Coach	13	3	0	2	1	AFC East Division/AFC Champions
2018	New England Patriots	Head Coach	11	5	0	3	0	AFC East Division/Super Bowl Champions
2019	New England Patriots	Head Coach	12	4	0	0	1	AFC East Division Champions
2020	New England Patriots	Head Coach	7	9	0	0	1	
46-Year NFL Totals			269	143	20			
26-Year NFL Head Coach Totals			136	31	12			
21-Year Patriots Head Coach Totals			244	92	0	30	11	

Bold indicates head coaching seasons

*"I've always obviously looked up to him as a coach, even before he became a head coach. He's a guy that I admired. We've had the chance to talk about a lot of different things. We talk occasionally. Usually it's me calling with a question. I've got a lot of respect for him."*

— JOHN HARBAUGH, HEAD COACH OF THE BALTIMORE RAVENS

*"Bill Belichick. He is to this century what Paul Brown was to the previous century. With the way he has built teams, his strategic mind, the success he's had — he would be my easy choice."*

— STEVE SABOL, FORMER PRESIDENT OF NFL FILMS ON HIS CHOICE FOR BEST NFL COACH OF THE PAST DECADE

**BETTER THAN AVERAGE**

Bill Belichick led the Patriots to 19 straight winning seasons (2001-19), second all-time, behind 20 by Tom Landry.

**Most Consecutive Seasons with a Winning Record**

Head Coach	Team	Years
Tom Landry	Dallas	20 - 1966-85
<b>Bill Belichick</b>	<b>New England</b>	<b>19 - 2001-19</b>
Curly Lambeau	Green Bay	14 - 1934-47
Curly Lambeau	Green Bay	12 - 1921-32
George Halas	Chicago	10 - 1933-42
John Madden	Oakland	10 - 1969-78

(1996) and assistant head coach/secondary with the N.Y. Jets (1997-99) before returning to Foxborough.

Belichick returned to the Patriots as head coach after three seasons with the New York Jets as the team's assistant head coach/secondary coach, holding the responsibility of calling the team's defensive plays. In 1998, the Jets surrendered just 266 points, propelling the team to its first division title. After finishing the regular season with a franchise-best 12-4 overall record, the Jets advanced to the AFC Championship Game. In his first season with the Jets in 1997, Belichick's defense surrendered just 287 points, an average of 17.9 points per game, marking a significant 10.5-point per-game improvement from 1996.

**NEW YORK GIANTS (1979-90)**

In 1979, Belichick joined Ray Perkins' staff with the New York Giants as a defensive assistant and special teams coach, launching a 12-season tenure with the Giants. After the 1980 campaign, he drew the added responsibility of coaching the Giants linebackers. In 1983, he began coordinating the defense on Bill Parcells' staff and continued coaching the linebackers, a unit that would become known as one of the most dominant groups of all-time, featuring Pro Football Hall of Famers Lawrence Taylor and Harry Carson. He was officially appointed defensive coordinator in 1985, a position he held for the next six seasons. During his time as the Giants' defensive signal caller, his units were never ranked lower than 11th in the NFL and finished as high as second in the league three times, including the Super Bowl seasons of 1986 and 1990. Belichick's contributions with the Giants throughout the 1980s brought him national recognition as one of the best young assistant coaches in the NFL.

**CLEVELAND BROWNS (1991-95)**

Prior to joining the Patriots as an assistant, Belichick spent five seasons (1991-95) rebuilding the Cleveland Browns, whose 3-13 finish the year prior to his arrival was, up until that point, the worst in the history of the franchise. By 1994, the Browns were one of the NFL's best teams, boasting the sec-

*"When I first got the job [in Denver], Bill left Cleveland and people asked me how I would rank the head coaches. I had Bill number one and Joe Collier and Jeff Fisher as two and three. They kind of laughed at me at that time and they said, 'What do you mean? Why would you rank him there? He didn't have a lot of success in Cleveland.' I said, 'You just wait and see.'"*

— MIKE SHANAHAN, TWO-TIME SUPER BOWL CHAMPION HEAD COACH

**12-WIN SEASONS**

Bill Belichick owns the NFL record among head coaches with 13 seasons of 12 or more wins.

**Most 12-Win Seasons Among NFL Head Coaches**

Head Coach	Team(s)	12-Win Seasons
<b>Bill Belichick</b>	<b>New England</b>	<b>13</b>
Don Shula	BAL/MIA	18
Andy Reid	PHI/KC	7
Tony Dungy	Indianapolis	6
Tom Landry	Dallas	6

ond-best record in the AFC.

Belichick's first head coaching opportunity came following the 1990 season, when his defensive efforts with the New York Giants helped claim a second Super Bowl title in five years. At the age of 38, he became the NFL's youngest head coach. In his first season, Belichick began the rebuilding process by restoring the foundation of the aging squad he inherited. In 1991, the Browns improved to 6-10 and played in 11 games that were decided by a touchdown or less.

Following back-to-back 7-9 campaigns in 1992 and 1993, the Browns improved to 11-5 in 1994, a mark that is still tied for the second-highest victory total in the history of the Browns franchise. The 1994 squad was defined by its defense, which allowed a league-low 204 points. In their return to the playoffs, the Browns defeated the Patriots, 20-13, in a first-round Wild Card game on New Year's Day 1995.

The 1995 season was disrupted by the mid-season announcement that the Cleveland Browns franchise would be moved to Baltimore at the conclusion of the campaign. The announcement caused an undeniable mid-season distraction contributing to a 5-11 finish. Belichick did not accompany the franchise's move to Baltimore after the 1995 season.

**AN ASSISTANT WITH THE PATRIOTS**

Patriots fans witnessed Belichick's impact on a team firsthand in 1996 when he joined the Patriots after five seasons as the head coach of the Cleveland Browns. That year, the Patriots claimed their first division title in 10 years with an 11-5 record and won their first two playoff games at Foxboro Stadium to advance to Super Bowl XXXI. The 1996 Patriots defense allowed just 19.6 points per game and forced 34 turnovers, second in the AFC. In two playoff games, the defense allowed just nine points combined, propelling the Patriots to a berth in Super Bowl XXXI against Green Bay.

**PHILANTHROPY**

Throughout his career, Coach Belichick has been active in a wide array of charitable endeavors in New England, New York, Cleveland and beyond.

Coach Belichick has been involved in the establishment of scholarship programs in New England, Maryland and Ohio. In 2013, he launched the Bill Belichick Foundation, a nonprofit organization created to provide coaching, mentorship and financial assistance to individuals, communities and organizations with a focus on the sports of football and lacrosse. The foundation has seen results of its work all over the globe. The

**FEWEST WEEKS WITH A LOSING RECORD SINCE 2001**

<b>New England</b>	<b>23</b>
Pittsburgh Steelers	63
Baltimore Ravens	67
Green Bay Packers	70
Denver Broncos	89

*"(He) has meant so much to me, not only professionally but personally. He's really mentored me, taught me how to be a good coach, taught me how to identify a way to win each week, taught me how to evaluate players, taught me how to be a part of the draft. He was a mentor in other ways, a very big influence in my life, from off-the-field things, decisions you had to make, those kinds of things. There was nothing that he turned me away for. He would always be there to give me his advice. To me, that's the greatest thing I got from him — he was willing to help me in any way to become a good coach and a good person."*

— JOSH McDANIELS, OFFENSIVE COORDINATOR/QUARTERBACKS COACH, ON BILL BELICHICK'S IMPACT ON HIM

program "Fields of Growth" was awarded a grant in 2014 via the foundation to build a lacrosse field in Uganda, and the group decided to name it in honor of the coach. Belichick has also supported and participated in events to aid Wesleyan University, his alma mater, which established a full, four-year scholarship for incoming students named the Belichick Scholarship. Additionally, he has presented the Steve Belichick Award in conjunction with the Annapolis Touchdown Club. The award, presented in the name of Coach Belichick's late father, a longtime Naval Academy assistant coach, honors an Annapolis resident deeply involved in sports without seeking a spotlight for their achievements.

Upon returning to New England in 2000, Belichick established an annual scholarship recognizing an outstanding student athlete at Annapolis High School.

Coach Belichick has dedicated his time to sharing his vast experience and insight with high school coaches, many of whom are building their own coaching careers and are shaping the next generation of football players. In 2013, Belichick served as a guest speaker at the Notre Dame coaches clinic. In 2010, Belichick was the keynote speaker at Rutgers University's coaching clinic. In 2009, he addressed more than 500 Florida high school coaches at the Florida Gators Coaching Clinic. In previous years, Belichick has also addressed high school coaches at USA Football's New England Coaching Camp and has spoken with Alabama high school coaches at the Alabama Coaching Clinic. Coach Belichick was also a keynote speaker at the Frank McGuire Foundation's coaching seminar, addressing 600 New York-area high school coaches.

Coach Belichick has also lent his support to numerous foundations and fund raisers. He participated in the Samsung's Four Seasons of Hope annual fund raising gala,

*"Bill Belichick is the best coach I've ever competed against. I think it's safe to say he'll go down as the greatest NFL coach of all time."*

— PEYTON MANNING, FORMER NFL QUARTERBACK

where he introduced longtime friend Jon Bon Jovi to a list of honorees that included Joe Torre, Arnold Palmer, Magic Johnson and Boomer Esiason. The star-studded affair raised over \$500,000 to aid children and families in need. He was honored by Roxbury Comprehensive Community Center (Rox-Comp) and presented with the "Healthy Living Award." He is also a supporter of Hall of Famer Jim Brown's Amer-I-Can Foundation and has made speeches and appearances for Brown's foundation. He also aids Hannah and Friends, a foundation founded by long-time colleague Charlie Weis to benefit individuals with special needs.

In 2010 Coach Belichick supported a charity called Friends of Jaclyn, an organization that helps children with cancerous brain tumors be "adopted" by teams of all levels. He served as co-chair of a gala event in Boston that raised awareness for this cause.

Since becoming Patriots head coach, Coach Belichick has participated in dozens of community events in New England, including the Best Buddies Challenge, the March of Dimes Walk America, the Rodman Ride for Kids, RoxComp's Reading is the Best Medicine Program and the Mayors Cup Regatta on the Charles River to benefit AccesSportAmerica, a charity dedicated to the fitness of children and adults with disabilities. He is a supporter of the Pawtucket Police Athletic League. He has also participated in several events benefiting the Lazarus House, a non-profit charity serving the homeless of Merrimack Valley.

While in Cleveland, the Belichick family launched a charitable foundation benefiting the Zelma George Home, a shelter for homeless women and children. The Belichicks also established an annual scholarship awarded to an Annapolis High School senior for academic and athletic achievement.


## ACADEMICS

Coach Belichick has received prestigious awards from two alma maters: Wesleyan University and Phillips Academy in Andover, Massachusetts. At Wesleyan's commencement in 2002, Coach Belichick received the prestigious Baldwin Medal, awarded annually by the Wesleyan University Alumni Association. It recognizes outstanding contributions to public interest and to the university. In 2005, he received a Doctor of Humane Letters degree from Wesleyan. He was inducted into the Wesleyan University Athletic Hall of Fame in 2008. He is proud to remain close to his Phillips Academy roots, where he was bestowed the Distinguished Alumni Award in 1987 and the Distinguished Service Award in 2008. He was also honored at Phillips Academy when the school declared a day in his honor in 2002. Additionally, Belichick was among the 2011 inductees for Phillips Andover Academy's Athletics Hall of Honor.

Coach Belichick has enjoyed several annual offseason visits to New England schools to interact with students. His

*"You're talking about a guy that'll be a first-ballot Hall of Fame coach when he gets in there... That's the biggest guy, and you like to go up against the very best, and that's who he is."*

—FORMER NFL HEAD COACH REX RYAN



*In the spring of 2009, Bill Belichick and former Patriots offensive coordinator Charlie Weis joined Jon Bon Jovi on stage to help support Hannah and Friends, a foundation created by Weis to benefit individuals with special needs.*





The Bill Belichick Foundation donated funds to a program to help build a lacrosse field in Uganda and the group decided to name the field after coach Belichick.

## FOOTBALL FAMILY

Bill Belichick is one of only five head coaches in NFL history whose father played in the NFL. The others are Joe Walton, David Shula, Mike Nolan and Todd Haley. Belichick's father, Steve, played fullback for the Detroit Lions in 1941 and coached for 33 years at the Naval Academy.

speaking engagements included visits to Southern Connecticut State University, Boston College, Wesleyan, Brown University, Salem State College, Phillips Andover Academy and a panel discussion on sports at the Fenn School's Alumni Dinner. He was a guest speaker at the 2006 NCAA Lacrosse All-American banquet held at the Final Four in Philadelphia and at the 2008 NCAA Lacrosse Championship Banquet at Gillette Stadium. In 2004, he received honorary doctorates at Boston University and the New England Institute of Technology, where he also delivered the commencement address to over 900 graduates. In 2008, he addressed a group of 100 Foxborough-area middle school students and hosted them at a screening of the movie "The Express." Coach Belichick also delivered the commencement address at Suffield Academy in 2011.

### PLAYING

Belichick lettered in football, lacrosse and squash while attending college at Wesleyan University in Middletown, Connecticut. He earned three letters in football while competing at center and tight end. As a senior, he was named captain of his lacrosse team. He was inducted into the Wesleyan University Athletics Hall of Fame as part of its inaugural class in 2008.

### EDUCATION OF A COACH

In 2005, legendary author and historian David Halberstam wrote *The Education of a Coach*, a book which chronicled Bill Belichick's life and career in football.

### PERSONAL

Bill Belichick was born April 16, 1952, in Nashville, Tennessee, and raised in Annapolis, Maryland. His father, Steve, played fullback for the Detroit Lions in 1941 and coached for 33 years at the Naval Academy. Bill was a standout prep athlete at Annapolis High, where he has since been inducted

*"[The Kraft family] made one of the great moves in the history of the NFL by hiring Bill Belichick and all that he's done. They've done famous things together. It's been fun to watch that. I've enjoyed that a lot. I have a tremendous respect for Bill and the job that Robert [Kraft] has done."*

— PETE CARROLL, HEAD COACH OF THE SEATTLE SEAHAWKS

*"If you love football, you love working for him. I've never been around a better listener than Bill. I always thought he was very easy to communicate with — very honest, very direct and very open."*

— KIRK FERENTZ, HEAD COACH AT THE UNIVERSITY OF IOWA



Belichick was a co-host on NFL Network's "NFL 100 All-Time Team" series showcasing the 100 greatest players in league history. He was nominated for Sports Emmy for Outstanding Sports Personality for his contributions.

into the school's hall of fame. In 2020, Belichick became the first recipient of the key to the city of Annapolis. He attended Phillips Academy in Andover, Massachusetts, before enrolling at Wesleyan, where he earned his bachelor's degree in economics in 1975. In 2018, Belichick was one of six people appointed to the President's Council on Sports, Fitness and Nutrition, a committee that engages, educates and empowers all Americans to adopt a healthy lifestyle that includes regular physical activity and good nutrition.

In 2019, Belichick joined Chuck Noll (1970s-80s) as the only other coach in NFL history to be selected to two NFL All-Decade teams. Last year he was also featured as a regular co-host on NFL Network's "NFL 100 All-Time Team" series showcasing the 100 greatest players in league history. For his part in the series, Belichick was nominated for Sports Emmy for Outstanding Sports Personality - Studio Analyst.


He was also a member of the Pro Football Hall of Fame's centennial blue-ribbon panel that helped construct 2020's Hall of Fame class that includes 10 senior nominees, five modern era nominees, three contributors and two coaches. Belichick was also honored in a pregame ceremony at Super Bowl LIV honoring the NFL 100 team that also featured Tom Brady, Rob Gronkowski, Randy Moss, Adam Vinatieri, John Hannah and Mike Haynes.

Belichick was also awarded a "game ball" from the Fritz Pollard Alliance in 2019, acknowledging his efforts in creating coaching opportunities for minorities.

In 2020, Belichick was honored by the lacrosse community as he was named the winner of Spirit of Tewaaron Award. The award is presented to an individual who has contributed to the sport of lacrosse in a way that reflects the spirit of the values and mission of the Tewaaron Award.

*"There's no hidden agenda here [in New England]. You're supposed to know what your job is and do your job. It's an easy set of circumstances to work with."*

— SCOTT PIOLI, FORMER ASSISTANT GM OF THE ATLANTA FALCONS



# CAM ACHORD

## SPECIAL TEAMS COORDINATOR

12TH COACHING SEASON  
4TH NFL SEASON  
4TH PATRIOTS SEASON

**SUPER BOWLS:** 18

### PRONOUNCED AY-cord COACHING

Cameron Achord enters his fourth season overall with the New England Patriots in 2021, and his second as special teams coordinator. Achord served as assistant special teams coach from 2018-19. Achord joined the Patriots after five seasons with Southwest Mississippi Community College, where he served in roles as offensive coordinator, special teams coordinator, quarterbacks, running backs and tight ends coach, as well as recruiting coordinator. In 2014, Achord's kickoff return unit ranked third and the punt return unit ranked second in the nation in return average. In 2016 under his tutelage, tight end Ravian Pierce earned All-American honors. Achord also played a key role in Patriots special teams blocking a franchise record four punts in 2019 and the team allowing just 71 punt return yards on only 12 punt returns in 2021.

Prior to his stint at Southwest, Achord spent the 2010-11 seasons as a special teams graduate assistant, and worked

with the linebackers at the University of Southern Mississippi. He spent the 2012 season as an offensive graduate assistant with the Eagles, working with the quarterbacks.

### PLAYING

A four-year starter at free safety at Belhaven University, Achord served as a team captain in 2008 and 2009. He was a two-time Academic All-American honoree and twice named a Mid-South Conference Player of the Week. In addition, he was an All-Conference back in 2009 and an Honorable Mention back in 2007. In 2010, he participated in the NAIA Senior Classic.

### PERSONAL

Achord is a Brookhaven, Mississippi, native and 2005 graduate of Brookhaven Academy. He is also a 2009 graduate of Belhaven University with degrees in computer information science and sports administration. He received a master's degree in sports management from the University of Southern Mississippi in 2011.

### ACHORD'S COACHING CAPSULE

Years	Team	Position
2010-11	Southern Mississippi	Special Teams Graduate Assistant/Linebackers
2012	Southern Mississippi	Offensive Graduate Assistant/Quarterbacks
2013-14	Southwest Mississippi Community College	Special Teams Coordinator/Wide Receivers/Tight Ends/Recruiting Coordinator
2015	Southwest Mississippi Community College	Special Teams Coordinator/Pass Game Coordinator/Quarterbacks/Running Backs/Tight Ends/Recruiting Coordinator
2016-17	Southwest Mississippi Community College	Offensive Coordinator/Special Teams Coordinator/Quarterbacks/Running Backs/Tight Ends/Recruiting Coordinator
2018-19	New England Patriots	Assistant Special Teams
2020-21	New England Patriots	Special Teams Coordinator



# BRIAN BELICHICK

## SAFETIES

5TH COACHING SEASON  
6TH NFL SEASON  
6TH PATRIOTS SEASON

**SUPER BOWLS:** 16, 18

Brian Belichick enters his second season as safeties coach following three seasons as a coaching assistant with the New England Patriots. Belichick originally joined the organization as a scouting assistant in 2016. He graduated from Trinity College in 2016, where he majored in anthropol-

ogy and played midfield for the Bantam lacrosse team.

Belichick attended the Rivers School (Weston, Massachusetts) and Suffield Academy (Suffield, Connecticut) and was an all-league selection in both football and lacrosse.

**BRIAN BELICHICK'S COACHING CAPSULE**

<b>Years</b>	<b>Team</b>	<b>Position</b>
2016	New England Patriots	Scouting Assistant
2017-19	New England Patriots	Coaching Assistant
2020-21	New England Patriots	Safeties



# STEVE BELICHICK

## OUTSIDE LINEBACKERS

**10TH COACHING SEASON**  
**10TH NFL SEASON**  
**10TH PATRIOTS SEASON**

**SUPER BOWLS: 14, 16, 18**

**COACHING**

Steve Belichick enters his second season with the New England Patriots as outside linebackers coach following four seasons coaching in the secondary and four years as a coaching assistant.

In 2019, Belichick led a secondary as part of a defense that finished No. 1 in the NFL in total defense (275.9 yards per game) and scoring (14.1 points allowed per game). Additionally, CB Stephon Gilmore turned in a career season, becoming the first Patriot to win Associated Press NFL Defensive Player of the Year after finishing with a career-high six interceptions and his second straight year with 20 passes defended, joining Ty Law (1998 & 2003) as the only Patriots with two seasons of 20-plus passes defended. Gilmore also earned AFC Defensive Player of the Month for October and safety Devin McCourty was named AFC Defensive Player of the Month for September after he intercepted a pass in each of the first four games of the season.

Under his guidance in 2018, the Patriots safeties were part of a defense that held the L.A. Rams to a Super Bowl record-tying low three points en route to a victory in Super Bowl LIII. Duron Harmon also duplicated his performance from the previous season by leading the team and tying a career-high with four interceptions. In 2017, the Patriots safeties played a critical role within a unit that finished fifth in the NFL by allowing 18.5 points per game. Devin McCourty was also selected to his fourth career Pro Bowl under Belichick's instruction.

**PLAYING**

After playing four years of lacrosse at Rutgers, Belichick walked on to the football team as a long snapper to help in preparations for a career in coaching. He was a three-year starter at linebacker, tight end and fullback as well as a long snapper at the Rivers School in Weston, Massachusetts, before heading to Rutgers.

**STEVE BELICHICK'S COACHING CAPSULE**

<b>Years</b>	<b>Team</b>	<b>Position</b>
2012-15	New England Patriots	Coaching Assistant
2016-18	New England Patriots	Safeties
2019	New England Patriots	Secondary, Safeties
2020-21	New England Patriots	Outside Linebackers



# CARMEN BRICILLO

## OFFENSIVE LINE

**17TH COACHING SEASON**  
**3RD NFL SEASON**  
**3RD PATRIOTS SEASON**

Carmen Bricillo enters his third season with the New England Patriots in 2021 and his second as offensive line coach. He joined the Patriots in 2019 as a coaching assistant after spending nine years coaching the offensive line

at Youngstown State. In his time with the program, Bricillo coached his players to 15 All-Missouri Valley Conference selections. Prior to his time at Youngstown, Bricillo spent the 2009 season as an offensive assistant coach at Illinois and

worked at Akron as director of video services (2006) and a coaching assistant (2007-08). He began his college coaching career at his alma mater Duquesne as the offensive line coach in 2005. Before joining Duquesne, Bricillo spent two seasons as an assistant coach at Indiana Area High School.

Bricillo played center at Duquesne, earning first-team all-conference honors in both 1995 and 1996.

Bricillo earned his bachelor's degree in business administration from Duquesne in 1999 and earned a master's in sports science and coaching from Akron in 2009.

## BRICILLO'S COACHING CAPSULE

<i><b>Years</b></i>	<i><b>Team</b></i>	<i><b>Position</b></i>
2003-04	Indiana Area High School	Assistant Coach
2005	Duquesne	Offensive Line
2006	Akron	Director of Video Services
2007-08	Akron	Coaching Assistant
2009	Illinois	Offensive Assistant
2010-18	Youngstown State	Offensive Line
2019	New England Patriots	Coaching Assistant
2020-21	New England Patriots	Offensive Line



# TROY BROWN



## WIDE RECEIVERS, KICK RETURNERS

**3RD COACHING SEASON**

**18TH NFL SEASON**

**18TH PATRIOTS SEASON**

**SUPER BOWLS:** 01, 03, 04

### COACHING

Brown enters his first season as wide receivers, kick returners coach after serving as the running backs, kick returners in 2020. He joined the New England Patriots coaching staff in an NFL Minority Coaching Fellowship position in 2019.

### PLAYING

Brown spent his entire 15-season career as a wide receiver with the New England Patriots after being drafted by the team in the eighth round (198th overall) of the 1993 NFL Draft out of Marshall. Brown is a three-time Super Bowl champion (XXXVI, XXXVIII, XXXIX), a five-time co-captain, earned Pro Bowl honors in 2001 and was given the Ron Burton Commu-

nity Service Award in 2004. He is the team's all-time leading punt returner with 252 career returns and 2,625 punt return yards, ranks second all-time in receptions with 557 and ranks third all-time in all-purpose yardage with 11,053 total yards. Brown was inducted to the Patriots Hall of Fame in 2012.

### PERSONAL

Troy Brown was born on July 2, 1971, in Barnwell, South Carolina. He lettered in both football and track at Blackville-Hilda High School in Blackville, South Carolina, and majored in computer science at Marshall. Since retiring from football, Brown has also worked as a football analyst for NBC Sports Boston. Brown has three sons, Sir'mon, Saanjay and Skylar.

## BROWNS COACHING CAPSULE

<i><b>Years</b></i>	<i><b>Team</b></i>	<i><b>Position</b></i>
2019	New England Patriots	NFL Minority Coaching Fellowship
2020	New England Patriots	Running Backs, Kick Returners
2021	New England Patriots	Wide Receivers, Kick Returners





# MOSES CABRERA

## HEAD STRENGTH & CONDITIONING

24TH COACHING SEASON  
11TH NFL SEASON  
11TH PATRIOTS SEASON

**SUPER BOWLS:** 14, 16, 18

### COACHING

Moses Cabrera enters his sixth season as the Patriots head strength and conditioning coach after five seasons as the Patriots assistant strength and conditioning coach. Cabrera took over for Harold Nash, who he assisted in the team's year-round conditioning program for five seasons. Cabrera joined the organization on March 31, 2011, after one season as an assistant strength coach at the University of Colorado. During his time in Boulder, Cabrera was responsible for the implementation of strength and conditioning programs for the school's football team.

Prior to his season at Colorado, Cabrera spent six years as an assistant strength coach at Fresno State where he was responsible for the design and implementation of strength

and conditioning programs for incoming football players, men's basketball, women's lacrosse and women's soccer.


Cabrera held graduate assistant strength coach positions from 2001-04 at Oral Roberts University, the University of Nebraska at Omaha and Fresno State. Cabrera began his coaching career at Oral Roberts, where he assisted with the design and implementation of strength and conditioning programs for 10 varsity sports from 1998-2000.

### PERSONAL

Cabrera was born on Aug. 20, 1978, and raised in Deming, New Mexico. He graduated from Oral Roberts University in 2000 with a bachelor of science in kinesiology health and exercise science.

### CABRERA'S COACHING CAPSULE

Years	Team	Position
1998-2000	Oral Roberts University	Student Assistant
2000-01	Oral Roberts University	Graduate Assistant
2001-02	University of Nebraska at Omaha	Graduate Assistant
2002-03	Fresno State	Graduate Assistant
2004	University of Nebraska at Omaha	Graduate Assistant
2004-09	Fresno State	Assistant Strength & Conditioning
2010	University of Colorado	Assistant Strength & Conditioning
2011-15	New England Patriots	Assistant Strength & Conditioning
2016-21	New England Patriots	Head Strength & Conditioning



# NICK CALEY

## TIGHT ENDS, FULLBACKS

17TH COACHING SEASON  
7TH NFL SEASON  
7TH PATRIOTS SEASON

**SUPER BOWLS:** 16, 18

### COACHING

Nick Caley enters his fifth season as tight ends coach in 2021 after two seasons as a coaching assistant. Caley has also coached fullbacks since 2017.

In Caley's first season as tight ends coach in 2017, Rob Gronkowski earned his fifth career Pro Bowl invitation, was named to the Associated Press All-Pro: First Team and led all tight ends in receiving yards (1,084) and yards per reception (15.7). That same season, he also coached fullback James Develin to his first career Pro Bowl.

Prior to joining the Patriots, Caley spent 10 years coach-


ing in the college ranks. He entered the NFL having coached mainly on the defensive side of the ball at seven different schools, with a focus on the secondary. In addition to his coaching experience, Caley earned his bachelor of arts in communications from John Carroll (2006), a master of science, sport science and coaching from Akron (2008) and a master of education in educational leadership and policy studies from Iowa State (2011).

### PERSONAL

Caley was born on Jan. 22, 1983, in Canton, Ohio. He and his wife Grace have two daughters, Caroline and Vivian.

## CALEY'S COACHING CAPSULE

<i><b>Years</b></i>	<i><b>Team</b></i>	<i><b>Position</b></i>
2005-06	John Carroll	Student Assistant
2006-07	Akron	Defensive Graduate Assistant
2008	Auburn	Defensive Administrative Assistant
2009-11	Iowa State	Defensive Graduate Assistant
2012	Eastern Illinois	Secondary Coach
2013	Arkansas	Defensive Graduate Assistant
2014	Florida Atlantic	Secondary Coach
2015-16	New England Patriots	Offensive Coaching Assistant
2017-21	New England Patriots	Tight Ends, Fullbacks



# DEMARCUS COVINGTON

## DEFENSIVE LINE

10TH COACHING SEASON  
5TH NFL SEASON  
5TH PATRIOTS SEASON

**SUPER BOWLS: 18**

### COACHING

DeMarcus Covington enters his fifth season overall with the Patriots in 2021 and his second as defensive line coach. Covington served as outside linebackers coach in 2019 after two seasons as a coaching assistant. Covington joined the organization in 2017 after spending the 2016 season as co-defensive coordinator and defensive line coach at Eastern Illinois. Prior to his time with the Panthers, Covington coached the defensive line at UT Martin in 2015. From 2013-14, he spent two seasons as a defensive graduate assistant at Ole Miss and in 2012, was a defensive graduate assistant at the University of Alabama-Birmingham.

Under Covington's guidance in 2019, Jamie Collins Sr. set career highs with seven sacks and three interceptions as part of a defense that finished No. 1 in the NFL in total defense (275.9 yards per game) and scoring (14.1 points allowed per game). He was the only player in the NFL with six or more sacks and three or more interceptions in 2019. No

other Patriot has reached those marks in the same season. Kyle Van Noy also set a single-season career high with 6½ sacks and earned AFC Defensive Player of the Week honors following a Week 4 win at Buffalo when he led the team with eight tackles, two sacks, three quarterback hits and two forced fumbles.

### PLAYING

Covington played collegiately at wide receiver for Samford University where he registered 62 receptions for 586 yards and two touchdowns from 2007-10. He graduated from Samford in 2011.

### PERSONAL

Off the field, Covington created Next Level in 2012, a non-profit football camp that serves as an outlet for the youth of his home town of Birmingham, Alabama, for a full day of football-related drills and activities. Covington and wife, Natasha have two sons, Cassius and Cayman.

## COVINGTON'S COACHING CAPSULE

<i><b>Years</b></i>	<i><b>Team</b></i>	<i><b>Position</b></i>
2012	Alabama-Birmingham	Graduate Assistant
2013-14	Mississippi	Graduate Assistant
2015	UT Martin	Defensive Line
2016	Eastern Illinois	Co-Defensive Coordinator/Defensive Line
2017-18	New England Patriots	Coaching Assistant
2019	New England Patriots	Outside Linebackers
2020-21	New England Patriots	Defensive Line



# ROSS DOUGLAS



## NFL COACHING FELLOWSHIP/DEFENSE

**4TH COACHING SEASON**  
**1ST NFL SEASON**  
**1ST PATRIOTS SEASON**

Ross Douglas enters his first season with the New England Patriots in 2021 in an NFL coaching fellowship role on the defense, following a stint with Richmond as a cornerbacks coach. Prior to Richmond, Douglas spent three years at Rutgers from 2018-20.

A native of Avon, Ohio, Douglas graduated in 2016 with a bachelor's degree in general studies with a concentration in history from Michigan.

### DOUGLAS' COACHING CAPSULE

<b>Years</b>	<b>Team</b>	<b>Position</b>
2018-19	Rutgers	Player Development
2020	Rutgers	Graduate Assistant Defense
2021	New England Patriots	NFL Coaching Fellowship/Defense



# IVAN FEARS



## RUNNING BACKS

**46TH COACHING SEASON**  
**31ST NFL SEASON**  
**25TH PATRIOTS SEASON**

**SUPER BOWLS: 01, 03, 04, 14, 16, 18**

### COACHING

Ivan Fears, a 45-year coaching veteran, is in his 31st season in the NFL and his 25th with the New England Patriots in 2021. He returned to New England in 1999 after beginning his NFL coaching career with the Patriots in 1991. Since returning, he has enjoyed 17 division championships, nine conference titles and six Super Bowl championships. He is in his 20th season as running backs coach, after having coached New England's wide receivers from 1999-2001 and previously from 1991-92.

Under Fears' guidance since 2002, the Patriots running backs have helped the team finish in the top 10 in offense 13 times in the last 19 seasons: 2018 (5), 2017 (1), 2016 (4), 2015 (6), 2013 (7), 2012 (1), 2011 (2), 2010 (8), 2009 (3), 2008 (5), 2007 (1), 2005 (7) and 2004 (7). His 2020 unit finished fourth in the NFL in rushing yards with 146.6-yards per game, the fourth-highest total in team history. Fears has also coached four different 1,000-yard rushers from his current post: Corey Dillon (franchise record of 1,625) in 2004, BenJarvus Green-Ellis (1,008) in 2010, Stevan Ridley (1,263) in 2012 and LeGarrette Blount (1,161) in 2016.

In 2018, Sony Michel set the NFL postseason record for most rushing touchdowns by a rookie in a single postseason

with six. That mark tied for second-most rushing touchdowns in a single postseason run overall behind Terrell Davis' eight rushing scores during the 1997 playoffs.

Fears' other notable accomplishments with Patriots running backs include LeGarrette Blount setting a new franchise record with 18 rushing touchdowns in 2016 and Danny Woodhead setting a franchise mark with 5.6 yards per carry (minimum 90 attempts) in 2010, topping Don Calhoun's previous team mark of 5.59 set in 1976.

In 2008, the Patriots had their best rushing season in more than 20 years, averaging 4.4 yards per carry and totaling 2,278 yards and 21 rushing touchdowns. Fears' running backs also helped to consistently sustain drives, as the Patriots led the league in rushing first downs (145) and in drives of 10 plays or longer (38).

In 2004, the Patriots averaged 4.07 yards per carry, the most since 1985 (4.13-yard avg.). Dillon set the team's single-season rushing record with 1,635 yards and led the NFL with an average of 109.0 yards per game in which he appeared.

Fears took on running backs duties in 2002, and in his first season the position produced 1,508 yards rushing – the second highest total by the Patriots since 1996.

As receivers coach in 2001, Fears helped both Troy Brown

and David Patten produce career years. Brown established a franchise record with 101 receptions for a career-high 1,199 yards and earned his first trip to the Pro Bowl. It was Brown's first 1,000-yard season. Patten, who entered the season with just 71 career receptions in four seasons, claimed the starting role opposite Brown and was credited with 51 receptions for 749 yards and four touchdowns.

Fears originally joined the professional coaching ranks as the receivers coach on Dick MacPherson's staff with the Patriots in 1991. After two seasons in New England, he accepted a position with the Chicago Bears, where he coached the receivers for six seasons (1993-98) before returning to New England in 1999.

In 1991, his receiving corps featured Irving Fryar, Greg McMurtry and Michael Timpson. That year, Fryar turned in the first 1,000-yard season of his career, finishing with 1,014 yards on 68 receptions (14.9 avg.).

In 1993, Fears joined the Chicago Bears and inherited the team's first-round selection, Curtis Conway. In 1994, the Bears added Jeff Graham, a reserve receiver from the Steelers, and Fears helped develop the two into one of the premier receiving tandems in the league over a two-year span. In his first year with the Bears, Graham started 15 games

and led the team with 68 receptions for 944 yards. In 1995, Conway and Graham became the first receiving tandem in franchise history to each record over 1,000 yards receiving in a single season. In 1996, Conway produced a career-high 81 receptions for 1,049 yards and became the first player in Bears history to record back-to-back 1,000-yard seasons.

Fears began his coaching career as a graduate assistant at William & Mary in 1976. In 1977, he drew his first positional responsibilities coaching receivers. His next two seasons (1978-79), he coached quarterbacks before accepting the role as receivers coach at Syracuse in 1980, a position he held for the next 10 seasons.

## PLAYING

A three-year letterman as a running back at William & Mary (1973-75), his playing career was cut short after undergoing three knee operations during his collegiate career.

## PERSONAL

Fears was born Nov. 15, 1954 in Portsmouth, Virginia. He grew up in Suffolk, Virginia, where he starred at John Yates High and was twice named the school's Outstanding Player of the Year. He also earned all-state honors as a senior. Fears and his wife, Beverly, have three children, Joshua, Aaron and Kimberly.

## FEARS' COACHING CAPSULE

Years	Team	Position
1976	William & Mary	Graduate Assistant
1977	William & Mary	Wide Receivers
1978-79	William & Mary	Quarterbacks
1980-90	Syracuse	Wide Receivers
1991-92	New England Patriots	Wide Receivers
1993-98	Chicago Bears	Wide Receivers
1999-01	New England Patriots	Wide Receivers
2002-21	New England Patriots	Running Backs



# BO HARDEGREE

## QUALITY CONTROL/QUARTERBACKS

14TH COACHING SEASON  
8TH NFL SEASON  
1ST PATRIOTS SEASON

## COACHING

Bo Hardegree begins his first season with the New England Patriots as a quality control/quarterbacks coach in 2021, following two seasons with the New York Jets as an offensive assistant.

In his first season with New York, the Jets offense improved dramatically in several key categories over the second half of the season, including increasing their scoring by over 10 points per game and ranking in the top-10 in both sacks allowed (ninth) and giveaways (10th).

Before joining the Jets, Hardegree spent three seasons (2016-18) with the Miami Dolphins coaching the quarterbacks. In his time there, Ryan Tannehill completed 65.9 percent of his passes, the ninth best among qualified quarterbacks in that span, for a 93.2 passer rating. In their first

season together (2016), Tannehill set then career highs with a 93.5 passer rating, 7.7 yards per attempt and a 67.1 completion percentage before missing the final three games with an injury. Following Tannehill's injury, he helped backup quarterback Matt Moore win two of his three starts as the Dolphins earned a playoff berth, snapping an eight-year postseason drought.

Hardegree's first NFL position came as an offensive quality control coach in Denver (2014), where he first worked with Adam Gase, then the Broncos offensive coordinator. He would follow Gase to Chicago the following year (2015), serving as a Bears offensive assistant.

Before entering the NFL coaching ranks, Hardegree spent three seasons at Duke (2008-10) as a graduate assistant before three seasons at LSU, where he worked on both

sides of the ball, first as a defensive assistant (2011) and later as an offensive assistant (2012-13).

### PLAYING


A quarterback at Tennessee, Hardegree was a member of two SEC Eastern Division championship teams in 2004 and 2007. The Volunteers also won the 2005 Cotton Bowl and the 2008 Outback Bowl during his tenure.

### PERSONAL

In addition to playing football at Tennessee, Hardegree also played tennis and earned All-SEC Academic team honors from 2004-07 before graduating with a degree in exercise science. A native of Jackson, Tenn., he is married to wife, Lauren.

## HARDEGREE'S COACHING CAPSULE

<b>Years</b>	<b>Team</b>	<b>Position</b>
2008-10	Duke	Graduate Assistant
2011	Louisiana State	Defensive Coaching Intern
2012-13	Louisiana State	Offensive Coaching Intern
2014	Denver Broncos	Offensive Quality Control
2015	Chicago Bears	Offensive Assistant
2016-18	Miami Dolphins	Quarterbacks
2019-20	New York Jets	Offensive Assistant
2021	New England Patriots	Quality Control/Quarterbacks



## JOE HOUSTON

### SPECIAL TEAMS ASSISTANT

10TH COACHING SEASON  
2ND NFL SEASON  
2ND PATRIOTS SEASON

### COACHING

Joe Houston enters his second season coaching in the NFL and second season with the New England Patriots in 2021 after spending 2019 with Alabama as a special teams analyst. Prior to joining the Crimson Tide, Houston spent three years at Iowa State as a quality control coach in 2016-17 and as special teams coordinator in 2018. In 2015, Houston worked as a quality control assistant at Toledo. He began his coaching career in 2012, when he spent three seasons at El Camino College as a special teams coach and assisted in the secondary.

### PLAYING

Houston was a placekicker at USC from 2007-10 under coaches Pete Carroll and Lane Kiffin. After earning starting kicking duties in 2010, Houston led the team in scoring (73 points), made 10 field goals and was a perfect 43-for-43 for extra point attempts in his senior year. Houston also spent two seasons in the Arena Football League with the Chicago Rush and the Nebraska Danger after his collegiate career.

### PERSONAL

Houston is a native of Redondo Beach, California, and graduated from USC in 2010.

## HOUSTON'S COACHING CAPSULE

<b>Years</b>	<b>Team</b>	<b>Position</b>
2012-14	El Camino College	Special Teams, Secondary
2015	Toledo	Quality Control Assistant
2016-17	Iowa State	Associate for Quality Control
2018	Iowa State	Special Teams Coordinator
2019	Alabama	Special Teams Analyst
2020-21	New England Patriots	Special Teams Assistant





# TYLER HUGHES



## OFFENSIVE ASSISTANT

17TH COACHING SEASON  
2ND NFL SEASON  
2ND PATRIOTS SEASON

### COACHING


Tyler Hughes enters his second season with the New England Patriots as an offensive assistant. Prior to joining New England, Hughes spent two seasons (2018-19) as the head coach at Bountiful High School in Utah. Prior to that position he spent three seasons (2014-16) as the head coach of the Division II Minot State in North Dakota.

Hughes came to Minot State after spending the 2013 season at Ohio State, where he served as a quality control assistant and also worked with the quarterbacks. Prior to Ohio State, Hughes spent nine seasons at Snow College, a member of the NJCAA, in Ephraim, Utah. Hughes was the

head coach during the 2011 and 2012 seasons, the offensive coordinator/quarterbacks coach from 2005-10 after being hired as the wide receivers and tight ends coach in 2004. As the head coach at Snow, Hughes led the team to a 20-4 overall record, two bowl game championships and one conference title. In addition, Hughes was named the WSFL Coach of the Year in 2012 following an 11-1 season and a No. 3 national ranking.

### PERSONAL

As a player, Hughes started at wide receiver for Snow College. He and wife, Lisa, have four sons, Kenyon, Isaac, Will and Max.



# MICK LOMBARDI



## WIDE RECEIVERS

13TH COACHING SEASON  
11TH NFL SEASON  
5TH PATRIOTS SEASON

### COACHING

Mick Lombardi enters his second season as wide receivers coach with the New England Patriots in 2021 after returning to the organization as assistant quarterbacks coach in 2019. He previously worked as a scouting assistant for the Patriots from 2011-12. Lombardi spent the 2017-18 seasons with the New York Jets as an offensive assistant and assistant quarterbacks coach. After his initial stint with the Patriots, he spent four seasons as a member of the San Francisco 49ers from 2013 through the 2016 season, taking on a variety of roles including assistant to the head coach, offensive assistant, defensive assistant and quality control

coach. Lombardi began his coaching career at his alma mater Fordham as a student assistant coach during the 2009-10 seasons, working on film breakdowns, scouting reports and with the scout team.

### PERSONAL

Lombardi was born on Oct. 1, 1988, in Ocean City, New Jersey. His father, Michael, worked as an assistant to the Patriots coaching staff during the 2014-16 seasons and spent time as an executive for the 49ers, Browns, Eagles and Raiders. Mick earned his bachelor's degree in communications from Fordham in 2011. Mick and his wife, Michelle, have two sons, Dominic and Michael.

### LOMBARDI'S COACHING CAPSULE

Years	Team	Position
2009-10	Fordham	Student Assistant
2011-12	New England Patriots	Scouting Assistant
2013-16	San Francisco 49ers	Assistant to the Head Coach/Offensive Assistant/ Defensive Assistant/Quality Control
2017-18	New York Jets	Offensive Assistant/Assistant Quarterbacks
2019	New England Patriots	Assistant Quarterbacks
2020-21	New England Patriots	Wide Receivers



# DERON MAYO



## STRENGTH & CONDITIONING ASSISTANT

4TH COACHING SEASON  
4TH NFL SEASON  
4TH PATRIOTS SEASON

**SUPER BOWLS: 18**

### PRONOUNCED DER-on COACHING

Deron Mayo enters his fourth season as strength & conditioning assistant coach with the New England Patriots in 2021. Mayo joined the organization in 2018 after playing linebacker for the Calgary Stampeders of the Canadian Football League for six seasons. He assists Moses Cabrera in the team's year-round strength and conditioning program.

### PLAYING

Mayo played linebacker for six seasons in the CFL for the Calgary Stampeders. He appeared in 87 regular season contests and five playoff games during his pro career and won a Grey Cup with the Stampeders in 2014. Mayo totaled 277 tackles on defense, 33 tackles on special teams, 14 sacks, one interception and one fumble recovery over six seasons. Mayo played his final collegiate season with Old Dominion

after spending his first three seasons at Hofstra University (2007-09). He was co-captain of the Old Dominion Monarchs in 2010 and became the first ODU grad to sign with an NFL team when he went to training camp with the Denver Broncos in 2011.

### PERSONAL

Mayo is a Hampton, Virginia, native, and played four seasons at Kecoughtan High School. He was named to the All-Peninsula District First Team and All-Area Second Team as a senior. Deron's older brother, Jerod, was a first-round draft pick of the New England Patriots in 2008 and played eight seasons for the team before his retirement following the 2015 season. Mayo earned his bachelor of science degree in exercise science from Hofstra. He and his wife, Janelle, have a daughter, Maliya, and a son, Myles.

### MAYO'S COACHING CAPSULE

#### Years

2018-21

#### Team

New England Patriots

#### Position

Strength & Conditioning Assistant



# JEROD MAYO



## INSIDE LINEBACKERS

3RD COACHING SEASON  
11TH NFL SEASON  
11TH PATRIOTS SEASON

**SUPER BOWLS: 14**

### COACHING

Jerod Mayo began his coaching career as inside linebackers coach with the New England Patriots in 2019. Under Mayo's tutelage in his first coaching season, Dont'a Hightower earned his second career Pro Bowl nod after the eight-year veteran totaled 71 tackles, 5½ sacks, four passes defensed and one fumble returned for a touchdown as part of a defense that finished No. 1 in the NFL in total defense (275.9 yards per game) and scoring (14.1 points allowed per game).

### PLAYING

Mayo was drafted by the Patriots in the first round (10th overall) of the 2008 draft and spent his entire NFL career in New England, retiring following the 2015 season. Mayo played linebacker and appeared in 103 games during his career, racking up 905 total tackles. He was named captain for seven consecutive seasons (2009-15) and is a 2014 Super

Bowl Champion. Mayo made the Pro Bowl after the 2012 and 2010 seasons where he led the league in tackles and made the 2010 Associated Press All-Pro First Team. He led the Patriots in total tackles in each of his first five seasons and became just the second Patriots player to win the Associated Press Defensive Rookie of the Year. Mayo played collegiately at Tennessee from 2005-07 and appeared in 32 games, registering 236 total tackles.

### PERSONAL

Jerod Mayo was born Feb. 23, 1986, in Hampton, Virginia. Mayo worked in finance for Optum prior to his return to the NFL. Jerod's brother, Deron, joined the Patriots organization in 2018 as a strength & conditioning assistant coach. Jerod and his wife, Chantel, have three daughters, Chya, Chyanne and Chylo, and a son, Jerod Jr.

## MAYO'S COACHING CAPSULE

### Years

2019-21

### Team

New England Patriots

### Position

Inside Linebackers

FOOTBALL  
STAFF



# JOSH MCDANIELS



## OFFENSIVE COORDINATOR/QUARTERBACKS

22ND COACHING SEASON

21ST NFL SEASON

18TH PATRIOTS SEASON

**SUPER BOWLS:** 01, 03, 04, 14, 16, 18

### COACHING

Josh McDaniels was named New England Patriots offensive coordinator/quarterbacks coach for the 2012 season after he re-joined the Patriots coaching staff in January 2012 as an offensive assistant. The 2021 season will be McDaniels' 18th season with the Patriots overall and his 13th as the team's offensive coordinator.

In 12 seasons as offensive coordinator, McDaniels has guided the offense to eight top-10 rankings, including the NFL's No. 1 ranked offense in 2007, 2012 and 2017. Additionally, Tom Brady was elected to the Pro Bowl eight times and eclipsed 4,000 yards passing eight times. Overall, McDaniels has been part of six Super Bowl championships with New England, three as the team's offensive coordinator.

In 2016 under McDaniels' guidance, Patriots quarterbacks set NFL records by starting the season with 258 pass attempts without an interception. They threw just two interceptions overall and notched the best touchdown to interception ratio (16.00) in a single season. McDaniels left the Patriots to become the head coach of Denver in 2009 and in 2011, McDaniels moved on to St. Louis to become the offensive coordinator for the St. Louis Rams. Under McDaniels' guidance that season, Rams RB Steven Jackson eclipsed the 1,000-yard mark for the seventh consecutive season despite running behind an offensive line that started eight different combinations over the course of the season.

McDaniels spent the 2009-10 seasons as the head coach of the Denver Broncos after serving as an assistant with the Patriots from 2001-08. In his first stint with New England, McDaniels played a key role on a staff that won three Super Bowl titles and four AFC championships.

He first joined the Patriots organization as a personnel assistant on the 2001 team that defeated the Rams in Super Bowl XXXVI, served as a defensive assistant on the 2003 club that won Super Bowl XXXVIII and was promoted to quarterbacks coach in 2004, a season that culminated with a victory over the Eagles in Super Bowl XXXIX.

In addition to his role with Patriots quarterbacks, McDaniels added the title of offensive coordinator in 2006. In his second season as New England's offensive play caller in 2007, McDaniels oversaw a unit that broke several NFL records, including points scored, touchdowns scored and most players scoring a touchdown.

Under McDaniels' tutelage, 2007 NFL MVP Tom Brady broke the NFL record for touchdown passes in a season (50)

and led the league in both passing yards (4,806) and passer rating (117.2). Brady also set franchise marks in nearly every major passing category, while WR Wes Welker set the franchise record for receptions in a season (112) and WR Randy Moss broke the NFL record for touchdown receptions with 23. The Patriots offense also posted the franchise's highest average yards per rush in 22 seasons with 4.1 yards per carry, and the team's 17 rushing touchdowns were the second highest total in the previous 20 years.

During McDaniels' first season in Denver, QB Kyle Orton set career-highs for pass attempts, completions, passing yards, touchdown passes and passer rating while tying his career low for interceptions. Orton's 3,802 yards were the sixth-highest for a season in Broncos history. In 2010, the Broncos ranked seventh in the NFL in passing yards per game and finished 13th in total yards per game. WR Brandon Lloyd led the NFL in receiving yards with 1,448 and finished second in the AFC with 11 touchdown catches en route to his first Pro Bowl invitation.

Brady was elected to 10 Pro Bowls during his 11 seasons with McDaniels serving as his position coach. After Brady suffered a season-ending knee injury in the 2008 regular season opener, another McDaniels protégé, Matt Cassel, led the club to a 10-5 record as a starter. In his first season as an NFL starter, Cassel posted the fourth-best completion percentage in Patriots history (63.4) while passing for 3,693 yards with 21 touchdowns and 11 interceptions.

Prior to joining Bill Belichick's staff, McDaniels spent one season as a graduate assistant under Nick Saban at Michigan State.

### PLAYING

McDaniels attended John Carroll University, where he played quarterback and wide receiver for the Blue Streaks from 1995-98. McDaniels was a college teammate of former NFL linebacker London Fletcher, Patriots director of player personnel Nick Caserio, former assistant quarterbacks coach Jerry Schupliński and director of pro personnel Dave Ziegler.


### PERSONAL

A native of Canton, Ohio, McDaniels is the son of one of the most well-respected high school coaches in the country. Thom McDaniels was a finalist for the NFL High School Coach of the Year award in 2012, and Josh benefited from growing up in a football family.

Josh and his wife, Laura, have four children.

## MCDANIELS' COACHING CAPSULE

<b>Years</b>	<b>Team</b>	<b>Position</b>
1999	Michigan State	Graduate Assistant
2001	New England Patriots	Personnel Assistant/Coaches Assistant
2002-03	New England Patriots	Coaching Assistant
2004-05	New England Patriots	Quarterbacks
2006-08	New England Patriots	Offensive Coordinator/Quarterbacks
2009-10	Denver Broncos	Head Coach
2011	St. Louis Rams	Offensive Coordinator/Quarterbacks
2012-19, 21	New England Patriots	Offensive Coordinator/Quarterbacks
2020	New England Patriots	Offensive Coordinator
2021	New England Patriots	Offensive Coordinator/Quarterbacks



## MIKE PELLEGRINO



## CORNERBACKS

7TH COACHING SEASON

7TH NFL SEASON

7TH PATRIOTS SEASON

SUPER BOWLS: 16, 18

## COACHING

Mike Pellegrino enters his seventh season overall with the Patriots, and third as cornerbacks coach. Pellegrino originally joined the organization as a football operations intern in 2015 and spent four seasons as a coaching assistant.

In Pellegrino's first season as cornerbacks coach in 2019, the defense finished No. 1 in the NFL in total defense (275.9 yards per game) and scoring (14.1 points allowed per game). Additionally, CB Stephon Gilmore turned in a career season, becoming the first Patriot to win Associated Press NFL Defensive Player of the Year after finishing with a career-high six interceptions and his second straight year with 20 passes defended, joining Ty Law (1998 & 2003) as the only Patriots with two seasons of 20-plus passes defended. Gilmore also earned AFC Defensive Player of the Month for October.

## PLAYING


Pellegrino graduated from Johns Hopkins in 2015 where he majored in political science with a minor in entrepreneurship and management. He was a two-time All-American and team captain for the lacrosse team as a long stick midfielder. Pellegrino was selected by the New York Lizards in the second round of the Major League Lacrosse Collegiate Draft in 2015. He played one season with New York and spent the 2016-17 seasons with the Boston Cannons, all while working as a coaching assistant with the Patriots.

## PERSONAL

Mike was born on July 24, 1993, to Kerri-Ann and Joseph Pellegrino. The Long Island native's father is a retired NYPD officer and his older brother, Joseph Jr., currently serves in the NYPD.

## PELLEGRINO'S COACHING CAPSULE

<b>Years</b>	<b>Team</b>	<b>Position</b>
2015-18	New England Patriots	Coaching Assistant
2019-21	New England Patriots	Cornerbacks



## COLE POPOVICH



## OFFENSIVE LINE

11TH COACHING SEASON

7TH NFL SEASON

7TH PATRIOTS SEASON

SUPER BOWLS: 16, 18

Cole Popovich enters his seventh season with the Patriots and second as offensive line coach following one season as assistant running backs coach in 2019. Popovich originally

joined the organization in 2015 as a coaching assistant. He came to the team after serving as offensive line coach/co-offensive coordinator at Minot State from 2014-15. Prior to his

stint at Minot State, Popovich was a graduate assistant at Utah State from 2013-14, and offensive line coach at Fresno City College (2012-13) and Los Angeles Valley College (2011).

### PLAYING

Popovich earned his bachelor's degree in liberal studies and played collegiately at Fresno State from 2003-08, where he earned All-America honors for his play along the offensive

line in 2004. Popovich was born in Monterey Park, California, and graduated from Yosemite High School in Oakhurst, California, in 2003.

### PERSONAL

Cole and his wife, Jessica, have two sons, Colton and Coen.

## POPOVICH'S COACHING CAPSULE

<i><b>Years</b></i>	<i><b>Team</b></i>	<i><b>Position</b></i>
2011	Los Angeles Valley College	Offensive Line
2012-13	Fresno City College	Offensive Line
2013-14	Utah State	Graduate Assistant
2014-15	Minot State	Offensive Line/Co-Offensive Coordinator
2015-18	New England Patriots	Coaching Assistant
2019	New England Patriots	Assistant Running Backs
2020-21	New England Patriots	Offensive Line



## EVAN ROTHSTEIN



## RESEARCH AND ANALYSIS/COACHING

12TH COACHING SEASON

10TH NFL SEASON

1ST PATRIOTS SEASON

### COACHING

Evan Rothstein enters his first season with the New England Patriots after nine seasons with the Detroit Lions. Rothstein joined the Lions organization in 2012 and worked two seasons as the team's special teams quality control coach before becoming the team's special projects coach in 2014. Rothstein was then promoted to an offensive assistant/research & analysis role from 2015-17, followed by two-plus seasons as the team's head coach assistant/research & analyst. From 2018-20, Rothstein worked with the coaching staff in all facets of preparation for the team's weekly components, in addition to assisting head coach Matt Patricia.

Rothstein arrived in Detroit after spending two seasons (2010-11) as the offensive quality control coach for Syracuse. Rothstein interned with Syracuse's video operations department during the fall of 2009 before briefly returning to SUNY

Cortland as their offensive line coach for the spring of 2010. He then returned to the Syracuse football staff as their offensive line quality control coach in July of 2010.

As an undergraduate at SUNY Cortland, Rothstein began his coaching career with the Red Dragons where he served as the student assistant offensive line coach, quality control and director of operations from 2006-09.

### PERSONAL

A native of Merrick, N.Y., Rothstein attended Bellmore John F. Kennedy High School, earning recognition as a National Football Foundation and College Hall of Fame Scholar Athlete. Rothstein graduated from SUNY Cortland with a bachelor of science in sport management in 2009 and a master of science in sport management in 2012. He and his wife, Carol, have two daughters, Emma Grace and Jacqueline Shae.

## ROTHSTEIN'S COACHING CAPSULE

<i><b>Years</b></i>	<i><b>Team</b></i>	<i><b>Position</b></i>
2010	SUNY Cortland	Offensive Line
2010-11	Syracuse	Quality Control
2012-13	Detroit Lions	Quality Control/Special Teams
2014	Detroit Lions	Special Projects
2015-17	Detroit Lions	Offensive Assistant/Research & Analysis
2018-20	Detroit Lions	Head Coach Assistant/Research & Analysis
2021	New England Patriots	Research and Analysis/Coaching





# VINNIE SUNSERI



## RUNNING BACKS

3RD COACHING SEASON  
5TH NFL SEASON  
3RD PATRIOTS SEASON

### COACHING

Vinnie Sunseri enters his second season with New England Patriots in 2021 and his first working with the running backs. Sunseri joined the team after spending one year as a graduate assistant at his alma mater, Alabama, under coach Nick Saban.

### PLAYING

Sunseri played safety in the NFL and was originally drafted by New Orleans in the fifth round (167th overall) and spent two seasons with the Saints. In 2014, he played in nine games, primarily on special teams, recording six special teams tackles. Sunseri missed the 2015 season due to injury. He had a brief stint with the New England Patriots, spending training camp with New England in 2016 and later spending

time on the practice squad. In October of 2016, Sunseri was released by the Patriots and signed to the 49ers practice squad in November. Shortly after, he was promoted to San Francisco's active roster, playing in six games and registering four defensive tackles. Sunseri played collegiately at Alabama from 2011-13 recording 105 tackles, 1½ sacks, four interceptions, 12 passes defended, one forced fumble and three fumble recoveries.

### PERSONAL

Vinnie Sunseri was born Oct. 25, 1991, in Pittsburgh, Pennsylvania. He graduated with a bachelor's degree in business management from Alabama in 2015. His father, Sal Sunseri, is currently outside linebackers coach at Alabama.

### SUNSERI'S COACHING CAPSULE

Years	Team	Position
2020	New England Patriots	Defensive Assistant
2021	New England Patriots	Running Backs



# BILLY YATES



## ASSISTANT OFFENSIVE LINE

9TH COACHING SEASON  
12TH NFL SEASON  
1ST PATRIOTS SEASON

### COACHING

Billy Yates enters his first season with the Patriots as an assistant offensive line coach after spending three seasons as an assistant coach with the Detroit Lions, including the 2020 season as the team's assistant offensive line coach.

Yates was a part of the William Clay Ford Minority Coaching Assistantship for the 2018-19 seasons, helping the defensive side of the ball under Matt Patricia. Prior to joining Detroit, he was named head of strength and conditioning at Bowling Green State University in 2016. From 2013 through the 2015 seasons, Yates served as the assistant strength coach at Texas Tech.

### PLAYING

Yates spent five seasons (2004-08) playing with the New England Patriots, where he played in 67 games and was a part of the Patriots during their Super Bowl XXXIX run.

Yates played collegiately at Texas A&M before spending eight seasons in the NFL with the Miami Dolphins (2003), Patriots (2004-08) and the Patriots. He joined Miami as a rookie free agent.

### PERSONAL

Yates and his wife, Tamika, have a son, William.

### YATES' COACHING CAPSULE

Years	Team	Position
2013-15	Texas Tech	Assistant Strength Coach
2016	Bowling Green State	Head Strength and Conditioning Coach
2018-19	Detroit Lions	William Clay Ford Minority Coaching Assistantship
2020	Detroit Lions	Assistant Offensive Line
2021	New England Patriots	Assistant Offensive Line



# MATT PATRICIA

## SENIOR FOOTBALL ADVISOR

24TH COACHING SEASON  
18TH NFL SEASON  
15TH PATRIOTS SEASON

**SUPER BOWLS:** 04, 14, 16

### COACHING

Matt Patricia returns to the New England Patriots for his 15th season with the organization, and his first as a senior football advisor. Patricia rejoins New England after two-plus seasons as head coach of the Detroit Lions. Prior to being named head coach of the Lions, Patricia was New England's defensive coordinator from 2012-17.

Patricia originally joined the Patriots in 2004 as a coaching assistant and enjoyed immediate success, by helping coach the Patriots to a victory in Super Bowl XXXIX. The following season, Patricia aided Dante Scarnecchia as assistant offensive line coach in a season in which the injury-riddled running back corps combined to rush for 1,388 yards.

Patricia then spent five seasons from 2006-10 as the Patriots linebackers coach and one season coaching the safeties before becoming defensive coordinator in 2012. While coaching the Patriots defense from 2006-17, the team finished in the top-10 in fewest points allowed in 11 of those 12 seasons. Patricia's 2016 defense finished as the No. 1 scoring defense in the NFL by allowing only 15.6 points per game and the six rushing touchdowns allowed by his defense were fewest in the league last season. Patricia has also helped the Patriots lead the NFL in turnover differential in 2012 (+25) and 2010 (+28) and finished first in the AFC in 2011 (+17). The plus-28 turnover differential in 2010 is tied with the 2011 San Francisco 49ers for the second highest single-season differ-

ential in the NFL since 1970.

Prior to joining the Patriots, Patricia spent six seasons in the college ranks. Immediately preceding his move to the NFL, he was an offensive graduate assistant at Syracuse for three seasons. Prior to joining the Orange, he spent two seasons (1999-2000) as the defensive line coach at Amherst College. Patricia worked as an aeronautical engineer for two years before returning to coaching at Amherst in 1999. Patricia's first coaching experience came in 1996, when he served as a graduate assistant at his alma mater, Rensselaer Polytechnic Institute.

### PLAYING

Patricia was a standout offensive lineman at R.P.I., playing both center and guard. He helped his senior class to an overall record of 31-8, and the Engineers won three ECAC Championships during his collegiate career.

### PERSONAL

Matt Patricia was born on Sept. 13, 1974, and was raised in Sherrill, N.Y. He attended Vernon-Verona-Sherrill Central School, where he lettered in football and wrestling. He earned his bachelor's degree in aeronautical engineering from R.P.I. and later earned a master's degree in education from the University of Massachusetts. Matt and his wife, Raina, have two sons, Dominic and Dante, and a daughter, Giamina.

### PATRICIA'S COACHING CAPSULE

Years	Team	Position
1996	R.P.I.	Graduate Assistant
1999-00	Amherst	Defensive Line
2001-03	Syracuse	Graduate Assistant
2004	New England Patriots	Coaching Assistant
2005	New England Patriots	Assistant Offensive Line
2006-10	New England Patriots	Linebackers
2011	New England Patriots	Safeties
2012-17	New England Patriots	Defensive Coordinator
2018-20	Detroit Lions	Head Coach
2021	New England Patriots	Senior Football Advisor

## ALL-TIME COACHING RECORDS

(Listed chronologically)

<i><b>Coach</b></i>	<i><b>Seasons</b></i>	<i><b>Years</b></i>	<i><b>Regular Season W-L-T</b></i>	<i><b>Win Pct.</b></i>	<i><b>Postseason W-L</b></i>	<i><b>Career W-L-T</b></i>	<i><b>Career Win Pct.</b></i>
Lou Saban*	1.5	1960-61	7-12-0	.368	0-0	7-12-0	.368
Mike Holovak	7.5	1961-68	52-46-9	.528	1-1	53-47-9	.528
Clive Rush**	1.5	1969-70	5-16-0	.238	0-0	5-16-0	.238
John Mazur***	2.0	1970-72	9-21-0	.300	0-0	9-21-0	.300
Phil Bengtson	0.5	1972	1-4-0	.200	0-0	1-4-0	.200
Chuck Fairbanks	6.0	1973-78	46-39-0	.541	0-2	46-41-0	.529
Bulough-Erhardt#		1978	0-1-0	.000	0-0	0-1-0	.000
Ron Erhardt#	3.0	1979-81	21-27-0	.438	0-0	21-27-0	.438
Ron Meyer##	2.5	1982-84	18-15-0	.545	0-1	18-16-0	.529
Raymond Berry	5.5	1984-89	48-39-0	.552	3-2	51-41-0	.554
Rod Rust	1.0	1990	1-15-0	.063	0-0	1-15-0	.063
Dick MacPherson	2.0	1991-92	8-24-0	.250	0-0	8-24-0	.250
Bill Parcells	4.0	1993-96	32-32-0	.500	2-2	34-34-0	.500
Pete Carroll	3.0	1997-99	27-21-0	.563	1-2	28-23-0	.549
Bill Belichick	21.0	2000-20	244-92-0	.726	30-11	274-103-0	.727
<b>All-Time Totals</b>	<b>61.0</b>	<b>1960-2020</b>	<b>519-404-9</b>	<b>.562</b>	<b>37-21</b>	<b>556-425-9</b>	<b>.566</b>

\*Released after five games in 1961\*\*Released after seven games in 1970

\*\*\*Released after nine games in 1972

#Ron Erhardt and Hank Bulough served as co-head coaches during Chuck Fairbanks' one-game suspension (12/18/78).

##Released after five games in 1984.

## POSTSEASON GAMES

<i><b>Coach</b></i>	<i><b>Games</b></i>	<i><b>Years</b></i>	<i><b>W-L-T</b></i>	<i><b>Pct.</b></i>
Mike Holovak	2	1963	1-1-0	.500
Chuck Fairbanks	2	1976, 1978	0-2-0	.000
Ron Meyer	1	1982	0-1-0	.000
Raymond Berry	5	1985, 1986	3-2-0	.600
Bill Parcells	4	1994, 1996	2-2-0	.500
Pete Carroll	3	1997, 1998	1-2-0	.333
Bill Belichick	41	2001, 2003-07, 2009-19	30-11-0	.750
<b>Postseason Totals</b>	<b>58</b>	<b>27 Years</b>	<b>37-21-0</b>	<b>.638</b>

## PRESEASON GAMES

<i><b>Coach</b></i>	<i><b>Games</b></i>	<i><b>Years</b></i>	<i><b>W-L-T</b></i>	<i><b>Pct.</b></i>
Lou Saban	9	1960-61	7-2-0	.778
Mike Holovak	32	1962-68	5-27-0	.156
Clive Rush	9	1969-70	2-7-0	.222
John Mazur	12	1971-72	3-9-0	.250
Chuck Fairbanks	34	1973-78	20-13-1	.603
Ron Erhardt	12	1979-81	7-5-0	.583
Ron Meyer	12	1982-84	3-9-0	.250
Raymond Berry	21	1985-89	10-11-0	.476
Rod Rust	4	1990	0-4-0	.000
Dick MacPherson	8	1991-92	2-6-0	.250
Bill Parcells	16	1993-96	8-8-0	.500
Pete Carroll	13	1997-99	7-6-0	.538
Bill Belichick	81	2000-19	45-36-0	.545
<b>Preseason Totals</b>	<b>263</b>	<b>1960-2019</b>	<b>119-143-1</b>	<b>.454</b>

## OPENING DAY GAMES

<i><b>Coach</b></i>	<i><b>Games</b></i>	<i><b>Years</b></i>	<i><b>W-L-T</b></i>	<i><b>Pct.</b></i>
Lou Saban	2	1960-61	0-2-0	.000
Mike Holovak	7	1962-68	3-4-0	.429
Clive Rush	2	1969-70	1-1-0	.500
John Mazur	2	1971-72	1-1-0	.500
Chuck Fairbanks	6	1973-78	2-4-0	.333
Ron Erhardt	3	1979-81	1-2-0	.333
Ron Meyer	3	1982-84	2-1-0	.667
Raymond Berry	5	1985-89	5-0-0	1.000
Rod Rust	1	1990	0-1-0	.000
Dick MacPherson	2	1991-92	1-1-0	.500
Bill Parcells	4	1993-96	1-3-0	.250
Pete Carroll	3	1997-99	2-1-0	.667
Bill Belichick	21	2000-20	16-5-0	.762
<b>Opening Day Totals</b>	<b>61</b>	<b>1960-2020</b>	<b>35-26-0</b>	<b>.574</b>

## ALL-TIME COACHING ROSTER

NAME	POSITION	TOTAL YEARS	YEARS OF SERVICE	NAME	POSITION	TOTAL YEARS	YEARS OF SERVICE
		YEARS	SERVICE			YEARS	SERVICE
Achord, Cam	Assistant Special Teams	2	2018-19	Davis, Don	Asst. Strength & Conditioning	1	2007
	Special Teams Coordinator	1	2020	DeGuglielmo, Dave	Offensive Line	2	2014-15
Atkins, David	Offensive Backs	1	1993	Dotsch, Rollie	Outside Linebackers	2	1975-76
Beatty, Bruce	Offensive Line	4	1969-72	Elias, Bill	Defensive Backfield	2	1969-70
Bielema, Bret	Defensive Line	1	2019	Endicott, Steve	Receivers	2.5	1982-84
Belichick, Bill	Asst. Head Coach/Secondary	1	1996	Erber, Lew	Offensive Coordinator/QBs	3	1982-84
	Head Coach	21	2000-20	Erhardt, Ron	Offensive Backfield	6	1973-78
Belichick, Brian	Safeties	1	2020		Head Coach	3	1979-81
Belichick, Steve	Safeties	3	2016-18	Evans, Dick	Defensive Line	2	1971-72
	Secondary, Safeties	1	2019	Fairbanks, Chuck	Head Coach	6	1973-78
	Outside Linebackers	1	2020	Fears, Ivan	Wide Receivers	5	1991-92, 99-01
Bengtson, Phil	Head Coach (Interim)	1/16	1972		Running Backs	19	2002-20
Berry, Raymond	Receivers	4	1978-81	Ferentz, Brian	Offensive Assistant	1	2010
	Head Coach	5.5	1984-89		Tight Ends	1	2011
Blackmon, Don	Staff Assistant	1	1988	Fish, Jedd	Quarterbacks	1	2020
	Linebackers	2	1989-90	Fletcher, Tom	Defensive Backfield	2	1971-72
Brittenham, Dean	Strength/Conditioning	3	1985-87	Flores, Brian	Offensive Assistant/Special Teams	1	2010
Brasher, Tommy	Linebackers	3	1982-84		Defensive Assistant	1	2011
Bruney, Fred	Defensive Backfield	2	1962-63		Safeties	4	2012-15
Bryant, Cleve	Offensive Backfield	3	1982-84		Linebackers	3	2016-18
Boudreau, Paul	Offensive Line	1	1997-98	Gerber, Norm	Inside Linebackers	2	1991-92
Boyer, Josh	Defensive Backs	3	2009-11	Godsey, George	Offensive Assistant	1	2011
	Cornerbacks	7	2012-18		Tight Ends	2	2012-13
Bricillo, Carmen	Offensive Line	1	2020	Graham, Patrick	Defensive Assistant	1	2010
Brown, Corwin	Defensive Backs	1	2010		Linebackers	3	2011, 14-15
Brown, Troy	Running Backs, Kick Returners	1	2020		Defensive Line	2	2012-13
Bullough, Hank	Defensive Line	7	1973-79	Gibson, Claude	Defensive Backfield	1	1968
Cabrera, Moses	Asst. Strength & Conditioning	5	2011-15	Grier, Bobby	Offensive Backfield	9	1981, 85-92
	Head Strength & Conditioning	5	2016-20	Groh, Al	Defensive Coordinator/LBs	4	1993-96
Caley, Nick	Tight Ends, Fullbacks	4	2017-20	Hamilton, Ray	Asst. Defensive Line	5	1985-89
Campbell, Marion	Defensive Line	2	1962-63		Defensive Line	3	1997-99
Capers, Dom	Special Asst./Secondary	1	2008	Hardy, James	Asst. Strength & Conditioning	2	2016-17
Cappelletti, Gino	Special Teams	3	1979-81	Hoaglin, Fred	Offensive Line	4	1993-96
Carroll, Pete	Head Coach	3	1997-99	Holovak, Mike	Offensive Backfield	1.5	1960-61
Carthon, Maurice	Offensive Assistant	2	1994-95		Head Coach	7.5	1961-68
	Running Backs	1	1996	Houston, Joe	Assistant Special Teams	1	2020
Carr, Jim	Defensive Backfield	5	1985-89	Hufnagel, John	Quarterbacks	1	2003
Caruthers, LeBaron	Strength & Conditioning	3	1982-84	Humenuik, Rod	Asst. Head Coach/O-Line	5	1985-88
Casero, Nick	Wide Receivers	1	2007		Offensive Line	3	1990-92
Collier, Joe	Defensive Backfield	2	1960-61	Jackson, Harold	Receivers	5	1985-89
	Defensive Coordinator	2	1991-92	Johnson, Pepper	Assistant Linebackers	1	2000
Collier, Joel	Asst. Running Backs/WR	2	1991-92		Inside Linebackers	3	2001-03
	Asst. Secondary	1	2005		Defensive Line	8	2004-11
	Secondary	2	2006-07		Linebackers	2	2012-13
Covington, DeMarcus	Outside Linebackers	1	2019	Judge, Joe	Assistant Special Teams	3	2012-14
	Defensive Line	1	2020		Special Teams	4	2015-18
Coury, Dick	Offensive Coordinator	2	1991-92		Special Teams Coordinator/WRs	1	2019
Crennel, Romeo	Defensive Line	4	1993-96	Jones, Stan	Defensive Line	2	1991-92
	Defensive Coordinator	1	2001	Kennan, Larry	Offensive Coordinator	1	1997
	Defensive Coordinator/DL	2	2002-03	Khayat, Eddie	Defensive Line	5	1985-89
	Defensive Coordinator	1	2004	Kim, Joe	Director of Skill Development	1	2019
Crosby, Steve	Special Teams/Tight Ends	1	1990	Kinard, Billy	Defensive Backfield	2	1979-80
Daboll, Brian	Wide Receivers	5	2002-06	Lantz, Rick	Linebackers	1	1981
	Offensive Coaching Assistant	1	2013	Lindsey, Dale	Defensive Line	1	1990
	Tight Ends	3	2014-16	Lombardi, Mick	Assistant Quarterbacks	1	2019
Daly, Brendan	Defensive Assistant	1	2014		Wide Receivers	1	2020
	Defensive Line	4	2015-18	Loudd, Rommie	Linebackers	1	1966
Davidson, Jeff	Tight Ends	1	1997	Lynn, Ron	Defensive Backs	3	1997-99
	Asst. Offensive Line	4	1998-01	MacPherson, Dick	Head Coach	2	1991-92
	Asst. Offensive Line/TEs	3	2002-04				

## ALL-TIME COACHING ROSTER

NAME	POSITION	TOTAL YEARS OF SERVICE		NAME	POSITION	TOTAL YEARS OF SERVICE	
		YEARS	SERVICE			YEARS	SERVICE
Mangini, Eric	Defensive Backs	5	2000-04	Rowan, Keith	Special Teams	1	1989
	Defensive Coordinator	1	2005	Rush, Clive	Head Coach	1.5	1969-70
Mangurian, Pete	Tight Ends	4	2005-08	Rust, Rod	Defensive Coordinator	5	1983-87
Mayo, Deron	Asst. Strength & Conditioning	3	2018-20		Head Coach	1	1990
Mayo, Jerod	Inside Linebackers	2	2019-20	Rutigliano, Sam	Off. Backs/Receivers	3	1971-73
McDaniels, Josh	Quarterbacks	2	2004-05	Ryan, Rob	Linebackers	1	2000
	Offensive Coordinator/QBs	12	2006-08, 2012-19		Outside Linebackers	3	2001-03
	Offensive Coordinator	1	2020	Saban, Lou	Head Coach	1.5	1960-61
McLaughlin, Leon	Offensive Line	1	1977	Scarneccchia, Dante	Special Teams/TES	7	1982-88
Mazur, John	Offensive Backfield	1.5	1969-70		Special Teams/TES	2	1991-92
	Head Coach	2.5	1970-72		Special Assistant	2	1993-94
Melvin, Randy	Defensive Line	2	2000-01		Defensive Asst./LBs	2	1995-96
Meyer, John	Linebackers	4	1969-72		Special Teams	2	1997-98
Meyer, Ron	Head Coach	2.5	1982-84		Offensive Line	5	1999, 2016-19
Miller, Burnie	Special Teams	1	1972		Asst. Head Coach/Off. Line	15	2000-14
Miller, Red	Offensive Line	6	1960-61, 73-76	Schuplinski, Jerry	Assistant Quarterbacks	3	2016-18
Moore, Myrel	Outside Linebackers	2	1991-92	Seely, Brad	Special Teams	10	1999-08
Mora, Jim	Defensive Coordinator	1	1982	Shinnick, Don	Linebackers	5	1985-89
Morriss, Guy	Asst. Offensive Line	2	1988-89	Shurmur, Fritz	Defensive Line	4	1978-81
Muir, Bill	Offensive Line	3	1982-84	Sidwell, Steve	Linebackers	3	1982-84
Nash, Harold	Asst. Strength & Conditioning	6	2005-10		Defensive Coordinator	3	1997-99
	Strength & Conditioning	5	2011-15	Simmons, Jerry	Strength/Conditioning	3	1988-90
Nelsen, Bill	Quarterbacks	2	1973-74	Smith, Carl	Asst. Head Coach/QBs	1	1997
Nelson, Steve	Linebackers	1	1990		Tight Ends	2	1998-99
O'Brien, Bill	Wide Receivers	1	2008	Smith, Jerry	Defensive Line	2	1960-61
	Quarterbacks	2	2009-10	Spinney, Art	Offensive Line	7	1962-68
	Offensive Coordinator/QBs	1	2011	Steckel, Les	Quarterbacks/Receivers	4	1985-88
O'Brien, Scott	Special Teams	6	2009-14	Stoltz, Jerry	Receivers	4	1969-72
O'Shea, Chad	Receivers	10	2009-18	Sumner, Charlie	Linebackers/Secondary	6	1973-78
Palmer, Chris	Wide Receivers	4	1993-96		Defensive Coordinator/DBs	1	1990
Parcells, Bill	Linebackers	1	1980	Sweatman, Mike	Special Teams	4	1993-96
	Head Coach	4	1993-96	Taseff, Carl	Defensive Backs	1	1964
Parker, Johnny	Strength/Conditioning	7	1993-99	Trott, Bob	Defensive Backs	3	1993-95
Parilli, Babe	Quarterbacks	1	1981	Uyrus, Dave	Asst. Special Teams/DL	2	1991-92
Patricia, Matt	Asst. Offensive Line	1	2005	Valek, Jim	Special Teams	3	1973-75
	Linebackers	5	2006-10	Ventrone, Ray	Assistant Special Teams	3	2015-17
	Safeties	1	2011	Waldron, Shane	Tight Ends	1	2009
	Defensive Coordinator	6	2012-17	Walker, DeWayne	Defensive Assistant/DBs	3	1998-00
Patterson, Andre	Defensive Assistant	1	1997	Walker, Dick	Defensive Backs	1	1977
Paul, Markus	Asst. Strength & Conditioning	5	2000-04	Walters, Steve	Defensive Backs	3	1982-84
Pees, Dean	Linebackers	2	2004-05		Wide Receivers	2	1997-98
	Defensive Coordinator	4	2006-09	Weaver, Larry	Defensive Backfield	4	1973-76
Pelini, Bo	Linebackers	3	1997-99	Weber, Chuck	Defensive Line/Backfield	4	1964-67
Pellegrino, Mike	Cornerbacks	2	2019-20	Weis, Charlie	Tight Ends	2	1993-94
Perkins, Ray	Receivers	4	1974-77		Running Backs	1	1995
	Offensive Coordinator	4	1993-96		Wide Receivers	1	1996
Polonchek, John	QB's/Special Asst. to Coach	12	1975-80, 85-90		Offensive Coordinator/RBs	1	2000
Pope, Mike	Running Backs	1	1994		Offensive Coordinator/RBs/QBs	1	2001
	Tight Ends	2	1995-96		Offensive Coordinator/QBs	1	2002
Popovich, Cole	Assistant Running Backs	1	2019		Offensive Coordinator	2	2003-04
	Offensive Line	1	2020	West, Charlie	Defensive Backs	2	1991-92
Raye, Jimmy	Offensive Coordinator/QBs	1	1990	Wilson, Kirby	Running Backs	3	1997-99
Rehbein, Dick	Quarterbacks	2	2000-01	Woicik, Mike	Strength and Conditioning	11	2000-10
Reilly, Jack	Quarterbacks	2	1998-99	Wood, Richard	Receivers	2	1989-90
Richardson, Jesse	Defensive Line	5	1965-69	Yewcic, Tom	Offensive Backs/Sp Teams	3	1976-78
Ringo, Jim	Offensive Line	4	1978-81	Zampese, Ernie	Offensive Coordinator	2	1998-99
Roach, Dick	Defensive Backs	1	1981				

The coaches listed above are the all-time, full-time position coaches only.





# DAVE ZIEGLER

 **DIRECTOR OF PLAYER PERSONNEL**


**SUPER BOWLS:** 14, 16, 18

Dave Ziegler enters his ninth season with the Patriots scouting department and his first season as director of player personnel after spending the 2020 season as assistant director of player personnel, following four seasons as the director of pro personnel and three as the assistant director of pro scouting. Ziegler joined the Patriots after three seasons with the Denver Broncos, serving in a variety of roles for the club in their scouting department.

Before going to Denver, Ziegler was the special teams coordinator at Chaparral High School in Scottsdale, Arizona, where he also coached the running backs and tight ends. Previously, Ziegler coached the wide receivers and special teams at Iona College in New Rochelle, New York and at John Carroll University in University Heights, Ohio.

A three-time all conference honoree as a wide receiver/punt returner/kick returner at John Carroll, Ziegler holds several Blue Streak records, including career return yards, return average and touchdowns. He was inducted into the John Carroll Hall of Fame in 2010. Ziegler was a college teammate of Patriots director of player personnel Nick Case-rio, offensive coordinator/quarterbacks coach Josh McDaniels and former assistant quarterbacks coach Jerry Schup-linski.

Ziegler was born Sept. 7, 1977, in Tallmadge, Ohio, and currently resides in Foxborough, Massachusetts. He and his wife, Carissa, have two sons, Asher and Camden and a daughter, Georgina.




# MIKE ARONIAN

 **SOFTWARE ENGINEER**

Michael Aronian enters his third season as a software engineer for the New England Patriots. Michael joined the organization as an intern in November 2018 before joining the staff full time in April of 2019. Michael studied Mathematics at Salem State University. Prior to joining the Patriots, Michael

worked with 5th and 4th grade students in special education at Bedford Public Schools. Michael was born and raised in Chelmsford, Massachusetts, where he attended Chelmsford High School.



# ALEX BROOKS

 **AREA SCOUT**

**SUPER BOWLS:** 18

Alex Brooks begins his fourth season with the New England Patriots in 2021 and first as an area scout. Responsible for the Southwest territory. He originally joined the Patriots as a scouting assistant in May 2018. Prior to joining the NFL ranks, Brooks spent the 2018 Spring Season at John Carroll University, serving as assistant DL/RB Coach. Prior to coaching, Brooks played at West Virginia University from

2013-2016. Coached by Dana Holgorsen and was a member of the 10-3, 2016 team that made an appearance in the Russell Athletic Bowl. He graduated from West Virginia with a degree in Sports Psychology and a minor in Communications in May 2017. A native of Cleveland, Ohio, Brooks graduated from Mayfield High School in 2013 where he was a letterman in football and track.



## CHRIS CAMINITI

 **AREA SCOUT**

**SUPER BOWLS:** 03, 04

Chris Caminiti enters his first season as an Area Scout for the New England Patriots. Caminiti comes to the Patriots after spending two seasons with the L.A. Chargers where he was the Senior Coaching Assistant working with both the Linebackers and Special Teams.

Prior to his time with the Chargers, Caminiti served as the Associate Athletic Director at UCLA for the football program. Caminiti was promoted to that role in April of 2016. He began at UCLA in 2013 when he served as the Special Teams

Analyst for the Bruins. Prior to joining UCLA, Caminiti served stints in the NFL at the Kansas City Chiefs, the Cleveland Browns, and the New England Patriots.

Caminiti also held coaching positions at Granite Hills High School (El Cajon, Calif.), UNLV, Occidental College, University of San Diego and Cheshire (Conn.) High School. Caminiti earned his master's degree at Southern Connecticut State University in 1994 and his bachelor's degree in 1992. Chris and his wife, Emerly, have three children.



## STEVE CARGILE

 **PRO SCOUTING DIRECTOR**

**SUPER BOWLS:** 14, 16, 18

Steve Cargile is in his 11th season with the Patriots personnel department and his first as pro scouting director. He joined the organization in February 2011 as a scouting assistant. Cargile also assisted with coaching special teams during the 2011 season. He was named the 2016 AFC Scout of the Year by the Fritz Pollard Alliance. Prior to joining the Patriots, Cargile was an NFL safety with several different teams from 2004-09. He was originally signed by the Dallas Cowboys as a rookie free agent out of Columbia in 2004 and also had stints with Tampa Bay, Denver, Cleveland and the

N.Y. Giants during his NFL career.

Cargile played wide receiver and safety during his time at Columbia, earning Second Team All-Ivy League honors in 2003 for his efforts on defense. He graduated in 2004 with a bachelor's degree in economics.

Born and raised in Cleveland, Ohio, Cargile attended St. Peter Chanel High School in Bedford, Ohio, where he lettered in football, basketball, baseball and track. He was a member of the 1999 Division 5 State semifinal football team and the 1999 Division 3 State champion basketball team.



## D.J. DEBICK

 **AREA SCOUT**

**SUPER BOWLS: 16, 18**

D.J. DeBick was promoted to area scout on May 14, 2018. He joined the organization in February 2016 and spent two seasons as a scouting assistant where he assisted both the college and pro personnel departments.

Prior to joining the Patriots, DeBick entered the coaching ranks at John Carroll University as an assistant wide receivers coach and recruiting assistant in August 2013. He was promoted in February 2014 and spent the 2014 and 2015 seasons as a graduate assistant coach. He was responsible for coaching the tight ends and co-coordinating special teams. In his time coaching at John Carroll, he helped guide the team to finishes of fifth, ninth and 23rd in the Division III national rankings with two berths to the Division III play-

offs and a quarterfinal appearance in 2014. His main duties included opponent film breakdown, opponent scouting reports, game planning and on field coaching responsibilities.

DeBick was a standout player at John Carroll University. He was a three-year letter-winner and a three-year starter at defensive back, leading the Blue Streaks in interceptions in two of his three seasons as a starter. He was elected captain his senior season.

DeBick is a native of Lyndhurst, Ohio. He earned his bachelor of science in business administration with a concentration in management from John Carroll University in 2013. He and his wife, Jessica, welcomed the birth of their daughter, Payton, in September of 2020.



## MATT EVANS

 **AREA SCOUT**

Matt Evans enters his eighth NFL season in 2021 after joining New England during the 2021 offseason. Prior to his current role, Evans spent seven seasons with the Washington Football Team.

Evans originally joined Washington in 2014 as a player personnel assistant. He transitioned into area scouting in 2015 and oversaw scouting operations in the Northeast region from 2015-18 and the Southeast region from 2019-20. In 2013, Evans participated in rookie minicamps with the New England Patriots and the Philadelphia Eagles after completing a collegiate playing career at the University of New

Hampshire from 2008-12. Evans was a four-year linebacker at New Hampshire, posting a school-record 460 career tackles and becoming only the fifth player in UNH history to have his jersey number (No. 52) retired. The three-time Walter Camp All-American earned the Buck Buchanan Award, given annually to the most outstanding defensive player in the FCS, in 2011. He earned induction in the UNH Athletics Hall of Fame as part of the Class of 2018. Evans graduated with a bachelor's degree in business administration in December 2012. He is a native of Hanover, Massachusetts. He and his wife, Tricia, have a son, Jackson.



## SAM FIORONI

 PRO SCOUT

Sam Fioroni enters his first season as a pro scout with the Patriots personnel department. Fioroni joined the Patriots after completing his MBA from the University of Notre Dame where he also worked for Notre Dame football's recruiting department. He previously worked for the Cleveland Browns, spending three seasons in various roles within their scouting department. Prior to his time with the Browns, Fioroni was

the wide receivers coach at the University of Chicago where he helped guide the Maroons to a conference championship.

Fioroni was a four-year letterman at Denison University, earning all-conference honors three times while setting the school record for all-purpose yards. He graduated from Denison in 2013 with a bachelor's degree in economics. He and his wife, Sarah, are Michigan natives.



## MATT GROH

 COLLEGE SCOUTING DIRECTOR

**SUPER BOWLS:** 14, 16, 18

Matt Groh enters his 11th season with the Patriots and his first as a college scouting director. He served two years as a national scout and six as an area scout. He joined the organization in July 2011 as a scouting assistant and served in that role for two seasons. Groh was a quarterback at Princeton University, where he graduated in 2003 with a psychology

degree. He later earned a law degree from the University of Virginia in 2008. A native of Hingham, Massachusetts, Groh graduated from Chaminade High School on Long Island. Groh and his wife, Courtney, have a daughter, Emma, and a son, Ryan.



## JORDON HEIN

 PRO SCOUT

Jordon Hein enters his fourth season with the New England Patriot and his first as a pro scout. Hein joined the organization in August of 2018 as a scouting intern and was hired as a scouting assistant entering the 2019 season. Hein came to the Patriots from California State University, Bakersfield where he was a four year letterman and starter as a baseball player. All conference honoree who holds several school records and played a key role in 2 conference cham-

pionships as well as the school's first ever NCAA regional appearance in 2015. Hein is a member of the CSUB Golden Circle Student-Athlete Hall of Fame and graduated in 2015 with a degree in psychology.

A native of Scottsdale, Arizona, Hein graduated from Chaparral High School in 2011 where he was a member of the 2010 and 2011 Division 5all state title teams in baseball and football.



## JUSTIN HICKMAN

 COLLEGE SCOUT

Justin Hickman joins the Patriots after spending the 2020 season as an analyst/scouting manager for the Tampa Bay Vipers.

Prior to the XFL, Hickman was a scout for the Toronto Argonauts from 2017-19. His scouting career came after playing across both the NFL and CFL between 2007-16. As a defensive end, Hickman represented the Indianapolis Colts, Ham-

ilton Tiger-Cats and Los Angeles Avengers. In 2007, Hickman graduated from UCLA with a history degree and later spent time on the Washington Football Team's roster.

Hickman is a native of El Paso, Texas and recently completed his master's degree in sports administration at Wayne State University.



## JOSH HINCH

 PRO SCOUT

Josh Hinch is in his first year in the Patriots personnel department. He joins the Patriots after serving as the Director of Player Personnel with the Tampa Bay Vipers of the XFL and the Personnel Director for the Orlando Apollos of the Alliance of American Football. Hinch spent three seasons as a scouting assistant with the Tampa Bay Buccaneers from June 2015 through May of 2018. A graduate of South Carolina, where

he played running back, Hinch served as the running backs coach for SUNY Maritime College in 2012 and then spent six months as a strength and conditioning coach for football, track and field and men's soccer at South Carolina before serving for a season at Northwestern as the recruiting assistant and special teams quality control.




## A.J. HOWARD

 COLLEGE SCOUT

A.J. Howard begins his first season as a college scout with the Patriots. Howard spent time in the NFL with the Arizona Cardinals, New York Giants, New England Patriots, Baltimore Ravens, Philadelphia Eagles, Cleveland Browns and Detroit Lions from 2018 through 2019 in the offseason

programs as well as time on the practice squad. He originally joined the New England practice squad on Jan. 8, 2019 for the postseason run to the Super Bowl LIII title. Howard played college football as a defensive back at Appalachian State. He is a native of Hamilton, Ga.





# TUCKER INGRAHAM

## NATIONAL SCOUT

**SUPER BOWLS:** 18

Tucker Ingraham enters his fifth season with the New England Patriots and his first as a national scout after two years as an area scout. Ingraham joined the organization in May of 2017 as a scouting assistant. He spent four summers as a football operations intern from 2013 to 2016 assisting with the team's training camp operations, team travel and day-to-day logistical needs of players and staff. Ingraham

joined the Patriots full-time after graduating from Wesleyan University in 2017, where he served as a student assistant on the coaching staff and graduated with a degree in American Government. A native of Northport, New York, Ingraham graduated from Northport High School in 2013, where he was a letterman in ice hockey.



# NANCY MEIER

## DIRECTOR OF SCOUTING ADMINISTRATION

**SUPER BOWLS:** 01, 03, 04, 14, 16, 18

Nancy Meier is enjoying her 47th season with the Patriots and is the longest tenured full-time employee on staff. Meier joined the scouting department on Oct. 20, 1975, and has worked with nine different Patriots coaching staffs. She has been a part of each of the franchise's 11 Super Bowl appearances and has been with the organization for 26 of the team's 27 playoff seasons. In her current role, Meier's

responsibilities include coordinating logistics for all of the Patriots scouts, free agent signings, draft choices and try-outs. She also serves as the team's liaison to the league for all personnel communication, including the daily reporting of all transactions on the waiver wire. The Meier family resides in Bridgewater, Massachusetts.



# RICHARD MILLER

## DIRECTOR OF RESEARCH

**SUPER BOWLS:** 01, 03, 04, 14, 16, 18

Richard Miller is in his 26th season with the Patriots. Miller joined the Patriots as player compensation analyst in March 1996 and was promoted to director of research in 2001. Miller is responsible for managing the Patriots salary cap and player costs; player contract research and statistical trends; financial and strategic planning; and assisting the personnel department with draft, free agency and game advance analytics. A

native of Hortonville, Wisconsin, Miller graduated from Carroll University with bachelor's degree in finance and economics in 1993 and from Brandeis University with a master's degree in international economics in 1996. Miller also matriculated at Aberystwyth University in Wales and the National University of Singapore. Miller resides in Franklin, Massachusetts, with his wife, Sharon, and two sons, Colin and Joshua.



# MARSHALL OIUM

 PRO SCOUT

**SUPER BOWLS: 18**

## ***PRONOUNCED OY-um***

Marshall Oium enters his fourth season as a pro scout with the Patriots personnel department. Oium joined the Patriots after four seasons with the Cleveland Browns, most recently serving as a pro scout during the 2016 and 2017 seasons. Prior to his time with the Browns, Oium worked as a futures trader with Marquette Partners from 2011-13.

Oium played four years of quarterback for the University of Chicago, while also playing baseball for the school as an outfielder and pitcher. A native of Temecula, California, Oium graduated from the University of Chicago in 2011 with a bachelor's degree in economics. He and his wife, Emely, have a daughter, Ryan, who was born in 2019.



# TAYLOR REDD

 AREA SCOUT

**SUPER BOWLS: 18**

Taylor Redd begins his fourth season with the New England Patriots in 2021 and second as an area scout. He originally joined the Patriots as a scouting assistant in May 2018.

Prior to joining the NFL ranks, Redd spent four years at Wake Forest University, serving as director of player personnel for two years from 2017-18 and coaching the Demon Deacon wide receivers for the 2015 and 2016 seasons as a graduate assistant. He earned his master's in arts and liberal

studies from Wake Forest University in 2016.

Redd also spent four seasons as a student assistant for the Bowling Green State University football team, where he earned his bachelor's degree in sport management and minor in business in 2014.

Redd graduated from Findlay High School (Ohio) in 2010 and is married to wife, Erica.



# BRIAN SMITH

 PERSONNEL COORDINATOR

**SUPER BOWLS: 01, 03, 04, 14, 16, 18**

Brian Smith is in his first season as a personnel coordinator after nine seasons as a college scouting coordinator and two seasons as the assistant director of college scouting. He spent six seasons as a pro scout for the Patriots and has served in a number of roles for the team since 2000. In 2006, he served as a special assignment scout for the Patriots. From 2004-05, Smith served as the Patriots director of operations, handling the logistical coordination of the team's football operations, including team travel and training camp operations,

as well as various day-to-day logistical needs of players and staff. He originally joined the Patriots in 2000 and assisted the coaching staff for four seasons from 2000 through 2003. The Marathon, Florida, native is a Providence College graduate and also attended Davidson (North Carolina) College, where he played football. He is a graduate of Phillips Academy in Andover, Massachusetts, where he lettered in football. Smith and his wife, Carrie, were married in 2009. They have two children - a son, Thomas and a daughter, Delia.



# MITCH STERNER

 PRO & COLLEGE SCOUTING ASSISTANT

Mitch Sterner begins his first season with the New England Patriots. A native of Lafayette, Indiana, Sterner started as a student assistant with the football program at Butler University, where he graduated from in 2018. He spent the 2017

season as an intern in the Indianapolis Colts video department and spent the last three seasons (2018-20) as a video assistant with the Detroit Lions.



# CAMREN WILLIAMS

 NATIONAL SCOUT

**SUPER BOWLS:** 16, 18

Camren Williams enters his sixth season with the New England Patriots and first as a national scout after three seasons as an area scout. Williams joined the organization in February 2016 as a scouting assistant.

He came to the Patriots following his graduation from Ohio State, where he was a four-year letterman for the Buckeyes from 2012-15. Coached by Urban Meyer and a member of the 2014 College Football Playoff National Championship team. Williams was a part of a senior class that held a 50-4

record over four seasons. He graduated from Ohio State in December 2015 with a degree in strategic communications and a minor in consumer science.

A native of Easton, Massachusetts, Williams graduated from Catholic Memorial High School in 2012. Williams' father, Brent, was drafted by the New England Patriots in 1986 and played 11 seasons in the NFL, including his first eight pro seasons with New England. Williams finished his Patriots career with 43½ sacks, which is 10th all-time in franchise history.



# ELIOT WOLF

 SCOUTING CONSULTANT

**SUPER BOWLS:** 10

Eliot Wolf enters his second season with the Patriots after being hired in March 2020. Prior to his current role, Wolf spent the 2018 and 2019 seasons as the Cleveland Browns' assistant general manager. Prior to his time in Cleveland, Wolf spent 14 years in various roles with the Green Bay Packers.


During his time in Green Bay, the Packers earned 10 trips to the playoffs, seven NFC North division titles and a victory in Super Bowl XLV.

Wolf originally joined the Packers as a pro personnel assistant in 2004. He was promoted to assistant director of pro personnel in 2008. He spent 2011 as assistant director of player personnel before serving as director of pro personnel

for three seasons (2012-14). Wolf was elevated to director of player personnel in 2015 and spent his final two seasons (2016-17) with the Packers as director of football operations. Wolf is the son of former Green Bay Packers general manager and 2015 Pro Football Hall of Fame inductee Ron Wolf.

Wolf earned a B.A. degree in English from the University of Miami, where he served as a volunteer in the recruiting department from 2000-03, including for the 2001 NCAA National Champion. He graduated in December 2003 after just three and a half years in order to begin his NFL career before the 2004 NFL Draft.

Wolf and his wife, Regan, have three daughters, Daisy, Liza and Sylvia.



# BRANDON YEARGAN

 NATIONAL SCOUT

**SUPER BOWLS:** 14, 16, 18

Brandon Yeargan enters his ninth season with the Patriots and his third as a national scout after five seasons as an area scout. He joined the Patriots organization in April 2013 as a scouting assistant. Yeargan came to New England after spending 2011 and 2012 at the University of North Carolina, earning his master's in sport administration. In 2011, he worked for the football staff as a recruiting intern. In 2012, he served as a recruiting graduate assistant, in addition to

working with the offensive coaching staff in various roles.

Yeargan went to UNC following his graduation from Davidson College, where he was a three-year letterman as a linebacker. He received his bachelor's degree in sociology in May 2011. Yeargan is a native of Charlotte, North Carolina, and graduated from Charlotte Christian School. He and his wife, Stephanie, were married in the 2017 offseason.




# BERJ NAJARIAN

 DIRECTOR OF FOOTBALL/HEAD COACH ADMINISTRATION

**SUPER BOWLS:** 01, 03, 04, 14, 16, 18

Berj Najarian is in his 27th season in the NFL and his 22nd season with the Patriots. He was named director of football/head coach administration in 2005 after five years as the Patriots executive administrator to the head coach. He originally joined the Patriots on Feb. 4, 2000. In his current position, he is the point person for day-to-day operations of the team and acts as a liaison across football and non-football departments. Najarian manages several elements of head coach Bill Belichick's off-field agenda, including football and stadium operations, player and staff communication, scheduling and personal requests. In addition, Najarian manages various special projects in coaching and player personnel. Entering the NFL in 1995, he joined the Patriots after five sea-

sons in the public relations department of the New York Jets. A 1991 Boston University graduate, Najarian returned to New York after college to intern with the New York Knicks. Following his internship, he worked at The Rowland Company, a public relations firm in New York City. Najarian serves on the Armenian Museum of America's Board of Trustees, the Bill Belichick Foundation Board of Directors and UA Safe Schools Board of Advisors. In 2020, Najarian's participation in the NFL's My Cause My Cleats initiative in support of Armenia Fund resulted in the highest winning bid in the campaign's history. He is a native of Manhasset, New York. He and his wife, Regina, were married in 2000.



# RICHARD ARMAND

 PLAYER OPERATIONS & ENGAGEMENT ASSISTANT

**SUPER BOWLS:** 18

Richard Armand enters his fifth season overall with the New England Patriots and third as a football operations assistant after two seasons as an equipment assistant. Armand attended Gordon College where he played basketball and

tennis. He graduated in 2016 with a bachelor's degree in English and middle school education.

Armand was born on May 9, 1994. He grew up in Hempstead, New York, and graduated from the Stony Brook School in 2012.



## BOBBY BROWN



### ASSOCIATE DIRECTOR OF FOOTBALL ADMINISTRATION

**SUPER BOWLS:** 16, 18

Bobby Brown enters his sixth season with the New England Patriots and his second as associate director of football administration after three seasons as a football operations assistant. Brown initially joined the organization as an equipment intern in 2016. His duties include football operations and coordinating travel logistics.

The Malden, Massachusetts, native majored in recreation sport and wellness as an undergrad at Gordon College before completing his master's degree in leadership and administration with a focus in sports leadership from Boston College. While earning his master's degree at B.C., Brown worked for the football team for two seasons. Brown's brother, Andrew, is the coordinator of football administration for the Houston Texans.



## DAN FAMOSI



### INFORMATION TECHNOLOGY SPECIALIST

**SUPER BOWLS:** 01, 03, 04, 14, 16, 18

Dan Famosi originally joined the New England Patriots organization in 2000 as a senior developer and enters his 22nd season with the organization as an information technology specialist, a role he has served in for the team since 2013.

Famosi's main responsibilities include handling the day-to-day information technology needs of the coaching, scouting and football operations staffs, supporting and main-

taining the team's electronic playbooks, providing technical support for the team during road games and is the day of game sideline communications technician. Famosi has also maintained research databases for the New England Patriots scouting staff.

Famosi and his wife, Carol, reside in Brockton, Massachusetts, where they raised three children, Brooklyn, Kelsey and D.J. They are proud grandparents to Carly and Ben.



## JOE KIM



### DIRECTOR OF SKILL DEVELOPMENT

**SUPER BOWLS:** 18

Joe Kim enters his fourth season with the New England Patriots and second as director of skill development in 2021.

Kim joined the Patriots as a defensive assistant/pass rush coach in 2018. Kim originally began coaching in the NFL with the Cleveland Browns under then head coach Bill Belichick as an assistant strength coach/pass rush specialist in 1992 and has since held positions with the Dallas Cowboys, Miami Dolphins, Green Bay Packers, Denver Broncos, New York Giants, Buffalo Bills, Kansas City Chiefs, Chicago Bears,

Washington Redskins and Penn State before joining the New England Patriots.

In 2017, Kim founded Football Combatives, a program that utilizes martial arts-driven techniques and applies them to the game of football. Originally from Bay Village, Ohio, Kim and his wife, Jeana, of 28 years live in Canton, Massachusetts, and have two daughters. Katie lives in Lakewood, Ohio, and Lexi resides in Brooklyn, New York.



# CHRIS MATTES

 **DIRECTOR OF PLAYER OPERATIONS**

**SUPER BOWLS: 18**

Chris Mattes enters his fifth season with the Patriots in 2021 in a player operations role.

Mattes' main focus in player development is to assist athletes with their transition into the NFL and provide support both during and following their careers. His other duties include coordinating various logistical aspects of football operations.

The Westfield, New Jersey, native joined the Patriots staff after two seasons as a coaching assistant with the Maryland men's lacrosse team and helped lead the Terrapins to back-to-back national championship appearances in 2016 and 2017 and a championship in 2017.

A USILA All-America faceoff specialist during his collegiate

career at Rutgers from 2007-11, Mattes won 160-of-252 faceoff draws (63.5%) and was named First Team All-Big East in addition to his All-American honors. Mattes spent eight seasons playing Major League Lacrosse (MLL) while also serving as an assistant coach at Westfield High School in 2014 and 2015.

Mattes was a member of the 2011 MLL Champion Boston Cannons and played five seasons for MLL's Florida Launch, earning his first career All-Star bid in 2016. He is currently in his second season playing with the Atlas Lacrosse Club of the Premier Lacrosse League. Co-founder of "The Faceoff Academy" in 2013, Mattes ran camps and training sessions for faceoff men across the country from the youth to the college level.



# DARYL NELSON

 **DIRECTOR OF ORGANIZATIONAL DEVELOPMENT**

**SUPER BOWLS: 16, 18**

Daryl Nelson joined the New England Patriots athletic training staff as an assistant athletic trainer in the summer of 2016 and spent the 2020 season as an associate athletic trainer. Nelson enters the 2021 season as director of organizational development. The Peoria, Arizona, native holds a bachelor's degree from Texas Christian University in Fort Worth, Texas, and completed his master's degree at Ohio State University. He gained his first professional experience as a graduate assistant at Ohio State and went on to serve

as an intern with the Patriots for the 2013-14 seasons. Nelson served as an assistant athletic trainer at the University of Louisville before his return to the Patriots.

In 2016, Nelson and the rest of the athletic training staff earned NFL Athletic Training Staff of the Year from the Professional Football Athletic Trainers' Society (PFATS). In 2017, Nelson and the staff earned the Athletic Trainers of the Year Award by the Athletic Trainers of Massachusetts.





# JIM WHALEN

## HEAD ATHLETIC TRAINER



**SUPER BOWLS:** 03, 04, 14, 16, 18

FOOTBALL  
STAFF

Jim Whalen returned to the New England Patriots in 2002 as the team's head athletic trainer. He supervises the evaluation and care of injuries and the treatment and rehabilitation of all players. He began his professional career as an assistant athletic trainer for the Patriots in 1992 and 1993. In 1994, he accepted a position as the assistant athletic trainer at the University of Miami, a position he held for three years. In 1997, he was named the director of sports medicine at Kansas State. In 2000 and 2001, he served as the director of rehabilitation for the Tampa Bay Buccaneers.

In February 2019, the NFL Physicians Society honored

Whalen with the Fain Cain Memorial Award for Outstanding NFL Athletic Trainer of the Year.

In 2016, Whalen and his athletic training staff earned NFL Athletic Training Staff of the Year from the Professional Football Athletic Trainers' Society (PFATS). In 2017, Whalen and his staff were awarded the Athletic Trainers of the Year Award by the Athletic Trainers of Massachusetts (ATOM).

Whalen graduated from Bridgewater State College in 1993 with a degree in physical education and earned his master's degree in sports medicine from Miami in 1996. Jim and his wife, Rene, have three children, Courtney, Ryan and Jaclyn.



# MICHAEL AKINBOLA

## ASSISTANT ATHLETIC TRAINER/ PHYSICAL THERAPIST



**SUPER BOWLS:** 16, 18

Michael Akinbola joined the New England Patriots athletic training staff as a physical therapist in the summer of 2016. He assists with physical therapy and player rehabilitation, as well as working with the sports medicine, athletic training and strength & conditioning staff on various aspects of the club's training program.

Prior to joining the Patriots, Akinbola worked as an athletic training intern for the Indianapolis Colts. He received his bachelor's degree in Sports Medicine from DePauw University in Indiana before earning his doctor of physical therapy (DPT) degree from the University of Delaware. He then

completed a 14-month intensive sports residency program at University of Delaware, acquiring his board certification as a sports clinical specialist (SCS) and earned his master's degree in Athletic Training from Bridgewater State University.

In 2016, Akinbola and the rest of the athletic training staff earned NFL Athletic Training Staff of the Year from the Professional Football Athletic Trainers' Society (PFATS). In 2017, Akinbola and the staff earned the Athletic Trainers of the Year Award by the Athletic Trainers of Massachusetts. Akinbola is also a certified strength & conditioning specialist (CSCS).



# JOHANN BILSBOROUGH

## DIRECTOR OF PERFORMANCE AND REHABILITATION

**SUPER BOWLS: 18**

Dr. Johann Bilsborough enters his sixth season at the Patriots following five years serving as the director of sports science at the Boston Celtics.

Bilsborough joined the Celtics after working with both the National Rugby League (NRL) and Australian Football League (AFL) in Australia. During his stint with the NRL, Bilsborough worked as a nutritionist for the Melbourne Storm and Parramatta Eels (2011-15). During this time, he also worked as a

sports scientist and nutritionist for the AFL, specifically with Essendon FC, Carlton FC and Western Bulldogs FC.

A native of Melbourne, Australia, Bilsborough earned his Ph.D. from the University of Technology Sydney, completed a master's degree in exercise science at Edith Cowan University and received a bachelor's degree in health science from the Australian Catholic University.



# SAMANTHA COUTURE

## ASSISTANT DIETITIAN

Samantha Couture enters her first year as an assistant dietitian with the New England Patriots. Couture is a registered and licensed sports dietitian and nutritionist.

Prior to joining the Patriots nutrition staff, she assisted sports nutrition departments at Boston College and Purdue University. In 2018, Couture earned a bachelor's degree in

biology from Boston College and in 2020, earned a master's degree in exercise physiology with a concentration in nutrition from Purdue University. While at Purdue, she conducted graduate research in both nutrition and exercise physiology.

Couture is a native of East Windsor, Connecticut.



# BRIAN DOLAN

## PHYSICAL THERAPIST/ ATHLETIC TRAINER

Brian Dolan enters his second season with the New England Patriots as a physical therapist following a ten-year stint in the same position at the Boston Celtics.

Prior to Dolan's experience at the Celtics (2010-20), he spent nine years as a physical therapist at Pro Sports Therapy (2001-10) in Waltham, Mass.

Dolan has a vast education in physical therapy, earning a doctorate from Northeastern, a master's degree from Sacred Heart and a bachelor's degree in athletic training from Salem State.



## CHRIS DOLAN

 **PHYSICAL THERAPIST**

**SUPER BOWLS:** 18

Chris Dolan joined the Patriots in June 2018 as a physical therapist.

Prior to New England, Dolan worked in the same role at Hallmark Health System (2014-18). He started his career at Pro Sports Therapy (2004-17) following the completion of his

master's degree in physical therapy from Springfield College.

A native of Waltham, Massachusetts, Dolan earned a doctorate in physical therapy from Northeastern.



## MATT FULLER

 **PHYSICIAN ASSISTANT/  
PERFORMANCE ASSISTANT**

**SUPER BOWLS:** 16, 18

Matt Fuller enters his sixth season with the Patriots.

Fuller began his career at the Patriots as an athletic training intern (2016-17). He assisted in the weight room for the 2018-19 seasons before adding athletic training to his responsibilities in 2020.

A native of Walpole, Massachusetts, Fuller graduated from UMass Amherst with a bachelor's degree in Kinesiology. He went back to school to complete a master's program in athletic training at Bridgewater State and continued his education attending physician assistant school at Massachusetts College of Pharmacy and Health Sciences.



## TED HARPER

 **TEAM SPORTS DIETITIAN**

**SUPER BOWLS:** 14, 16, 18

Ted Harper is in his 10th season as a registered and licensed sports dietitian/nutritionist with the New England Patriots. He joined the Patriots after working for a contracting company supporting Special Operations Command (SOCOM) by providing performance nutrition services. Before training special operations soldiers, he was strength training and nutritionally supporting Olympic speedskaters for the United States Olympic Speedskating Team in preparation for the

2010 Winter Olympic Games and nutritionally assisting collegiate athletes at the University of Utah.

Harper earned a dual bachelor's degree from Purdue University in dietetics and nutrition, fitness and health. He also earned a dual master's degree from the University of Utah in exercise sport science and sports nutrition. He is a Board Certified Specialist in Sports Dietetics (CSSD).



## CROSS KLEMKO

 ASSISTANT ATHLETIC TRAINER

**SUPER BOWLS: 18**

Cross Klemko previously served as an athletic trainer with the University of Maryland Football Program. Cross earned his Bachelor of Science degree in Kinesiology from the University of Maryland and a Master of Science degree in Ath-

letic Training from Texas A&M University. In addition to his collegiate experience, Cross interned during training camp with the Buffalo Bills in 2017 and spent two years as a seasonal assistant athletic trainer for the Patriots from 2018-20.



## JARED LEWIS

 PHYSICAL THERAPIST/  
ATHLETIC TRAINER

Jared Lewis enters his second season in physical therapy with the Patriots after joining the team at the start of training camp in 2020.

Lewis spent six seasons as a physical therapist with the New Orleans Pelicans from 2014-20. He first entered the industry working at Pro Sports Therapy in Massachusetts.

A native of New Hampshire, Lewis received a bachelor's degree in rehab sciences and a doctorate in physical therapy from Northeastern. He also earned a master's degree in athletic training from Bridgewater State.



## EMIDIO PACECCA

 PERFORMANCE AND REHABILITATION

Emidio Pacecca enters his third season with the Patriots as a performance and rehabilitation coordinator, joining the team in December 2019.

Pacecca's extensive physiotherapy experience stems from Australian sports, most recently working as a medical services manager for the Australian Rules Football team, Carlton Football Club (2017-19). He held the head physiother-

apy title at Australia's Western Force rugby team (2013-16) following a two-year stint abroad in Italy working for the Australian Institute of Sport (2011-12).

A native of Perth, Australia, Pacecca attended Curtin University of Technology earning both a bachelor's and master's degree in physiotherapy. He currently resides in Dedham with his wife Samantha and their three children.



## PRESTON ROGERS

### HEAD EQUIPMENT MANAGER

Preston "Stick" Rogers begins his first season as the head equipment manager after spending the last four years as the head equipment manager for Mississippi State.

A two-time Mississippi State graduate, Rogers worked in the Bulldogs equipment room for eight years. He began as a student and later as a graduate assistant working exclusively with the football program. Rogers graduated from Mississippi State in 2011 with a bachelor's degree in interdisciplinary

studies and in 2013 with a master's degree in community college leadership.

After an internship with the Indianapolis Colts and a position as an assistant at the University of Miami Athletics staff in March 2014, Rogers served as the head equipment manager for North Colorado before returning to Mississippi State.




## RANDY CASTILLO

### EQUIPMENT ASSISTANT

Randy Castillo enters his third season as an equipment assistant with the New England Patriots. Castillo joined the Patriots equipment staff in 2019 after spending four years at his alma mater, Merrimack College, as head student equipment manager.

Castillo was born March 24, 1997, and raised in Woburn, Mass. He graduated from Merrimack College in 2019 with a bachelors degree in exercise science. Castillo currently resides in Woburn with his mother, Debbie.



## CORY GOLDSTEIN

### EQUIPMENT ASSISTANT

**SUPER BOWLS: 16, 18**

Cory Goldstein enters his seventh year as an equipment assistant with the New England Patriots.

Prior to joining the Patriots equipment staff, Goldstein held an assistant manager position at Olympia Sports and a public relations internship with Nashua Silver Knights, a summer

baseball team in Nashua, New Hampshire.

He studied sport management at Southern New Hampshire University. Goldstein is a native of Beverly, Massachusetts and currently resides in Bradford, Massachusetts.



# BEN SCHENONE

 ASSISTANT EQUIPMENT MANAGER

Ben Schenone joins the Patriots in 2021 as an assistant equipment manager after spending three years at UConn in the equipment room.

Schenone began at UConn as an assistant equipment manager before being promoted to director of football equipment for the 2020 season. Prior to UConn, Schenone held internships with the Oakland Raiders, Miami Dolphins

and Indianapolis Colts.

Schenone attended Arizona where he played lacrosse before graduating with a bachelor's degree in political science and government. He later earned a master's degree in sports management at the University of San Francisco. Schenone is a native of Hartford, Connecticut.



# JAILTON SILVA

 EQUIPMENT ASSISTANT

Jai Silva is currently in his second season as an equipment assistant with the New England Patriots. Silva originally began working at Gillette Stadium in 2016 as part of the clean-

ing staff before joining the equipment room full time in 2020.

Silva was born in Brazil and graduated from the Usula Catarina School in 2002.



# SCOTT WEEDEN

 EQUIPMENT ASSISTANT

**SUPER BOWLS: 18**

Scott Weeden enters his fourth season as an equipment assistant with the New England Patriots. Weeden joined the Patriots equipment staff in 2018 after spending four years with the Atlanta Falcons staff (2014-18) and interning with the Baltimore Ravens in 2013.

Weeden, a certified member of the Athletic Equipment Managers Association, was born Nov. 5, 1989, and graduated from Walpole High School (Massachusetts) in 2008.

He enrolled at Southern New Hampshire University and worked as a student supervisor for the athletic department before graduating with a bachelor's degree in sport management in 2012.





## JIMMY DEE

 VIDEO DIRECTOR

**SUPER BOWLS:** 01, 03, 04, 14, 16, 18

Jimmy Dee is in his 28th season with the Patriots and the 25th as the team's video director. He was appointed to his current position on April 28, 1997. He oversees all video operations for the Patriots, which includes filming, dubbing and editing all game and practice footage. Dee has overseen the transition from non-linear video to digital video and is responsible for keeping the team up-to-date in the ev-

er-changing world of digital coaching video. His department is responsible for maintaining the digital network of coaching video used by coaches, players and scouts. He originally joined the Patriots on March 31, 1994, as the assistant video director. Jimmy and his wife, Karen, have two sons, James and Jonathan. The Dee family resides in New Bedford, Massachusetts.



## TEDDY CIOPER

 VIDEO ASSISTANT

**SUPER BOWLS:** 14, 16, 18

Teddy Cioper has been with the Patriots since the 2010 season. His main responsibilities include filming and editing practice and helping the scouting department with all NCAA film. A resident of New Bedford, Massachusetts, Cioper grad-

uated from Emerson College in 2008, where he received his bachelor of arts degree in TV/Video. Teddy and wife, Jillian, were married in 2016 and have two sons, Bennett and Oliver.



## FERNANDO NETO

 ASSISTANT VIDEO DIRECTOR

**SUPER BOWLS:** 01, 03, 04, 14, 16, 18

Fernando Neto is in his 25th year as the Patriots assistant video director under Jimmy Dee. His primary responsibilities include filming, compiling and editing all game and practice film for coaches' analysis, cataloging all NFL game film and producing "edits" and "cut-ups." Neto has overseen the transition from non-linear video to the current state-of-the-

art digital video system used by the coaching staff, scouts and players. In addition, he helps maintain the team's ever changing-camera equipment and the way practices are filmed. Neto became a father in April of 2018 to a son, Mason Robert.



# JARED RITA

 VIDEO ASSISTANT

**SUPER BOWLS:** 14, 16, 18

After interning in 2007 and part of the 2008 season, Jared Rita was hired to a full-time position in 2009 as a video assistant for the Patriots. His main responsibilities include assisting in editing game and practice footage for use by the coaches, scouts and players, and maintaining players' meet-

ing rooms. Rita graduated from the New England Institute of Technology in Warwick, Rhode Island, in 2009, where he received his bachelor's degree in digital recording arts. Jared and wife, Hannah, were married in 2018, reside in Walpole, Massachusetts, and have a daughter, Grace.



# 2021 PLAYERS





# MONTRAVIUS ADAMS



## 90 | DEFENSIVE LINE

**HT:** 6-4 | **WT:** 304 | **Born:** 7/24/1995 | **Exp. (NFL/Patriots):** 5/1

**GP/GS (Playoffs):** 45/3 (2/0) | **Acq:** UFA (GB)-21

**College:** Auburn | **Hometown:** Vienna, Ga.

### **PRONOUNCED mon-TRAY-vee-us**

#### **CAREER TRANSACTIONS**

Montravius Adams was signed by the New England Patriots as an unrestricted free agent from Green Bay on March 19, 2021 ... Originally drafted by Green Bay in the third round (93rd overall) of the 2017 NFL Draft.

#### **SEASONAL REVIEWS**

##### **2020 (8/0, 0/0 – GREEN BAY)**

- Played in eight games as a reserve and totaled 11 tackles before suffering a season-ending injury. Was placed on injured reserve on Nov. 25, and missed the postseason.
- Was inactive at Minnesota (9/13) and at Indianapolis (11/22).
- Registered a season-high four tackles at Tampa Bay (10/18).

##### **2019 (14/2, 2/0 – GREEN BAY)**

- Played in 14 regular season games with two starts and posted 11 tackles, one fumble recovery and three passes defended.
- Appeared as a reserve in the Divisional Playoff vs. Seattle (1/12) and NFC Championship at San Francisco (1/19). Did not accrue any statistics.
- Was inactive due to injury vs. Denver (9/22) and vs. Philadelphia (9/26).

##### **2018 (16/1 – GREEN BAY)**

- Appeared in all 16 games with one start, seeing action on defense and special teams. Tallied a career-high 20 tackles, 1½ sacks and one forced fumble.
- Recorded his first career sack vs. Miami (11/11).
- Matched a season-high with three tackles, including a half-

sack and forced his first career fumble at Chicago (12/16).

- Made his first career start at N.Y. Jets (12/23) and posted two tackles.

##### **2017 (7/0 – GREEN BAY)**

- Played in seven games as a reserve, seeing limited action on defense. Made two tackles.
- Was inactive due to injury for the first two games of the season and a healthy scratch for seven others.
- Made his NFL debut vs. Cincinnati (9/24) and did not accrue any statistics.

#### **COLLEGE**

- Played in 52 career games, starting 26 consecutive contests to end his career.
- Started all 13 games as a senior and recorded 44 tackles, 4½ sacks, one forced fumble and two fumble recoveries (one for a TD). Earned first-team All-SEC honors and second-team All-America accolades.
- Started all 13 contests as a junior and earned third-team All-SEC honors after recording 44 tackles, two sacks and two forced fumbles.
- Played in all 13 games with 10 starts as a sophomore and registered 43 tackles, three sacks, one interception and one fumble recovery.
- Appeared in 13-of-14 games as a freshman and posted 20 tackles and one sack.

#### **PERSONAL**

- Majored in interdisciplinary studies at Auburn.
- Has two sons, Montravius Jr. and Montravius III.
- Recorded 127 tackles and seven sacks as a senior to help lead Dooly County High School (Vienna, Ga.) to the Class A state title game.

# MONTRAVIUS ADAMS STATISTICS

POS: DL HT: 6-4 WT: 304 LBS YEAR: 5<sup>TH</sup> ACQ: UFA (GB)-21 COLLEGE: AUBURN BORN: 7/24/95

## REGULAR SEASON DEFENSIVE STATISTICS

Year	Team	G/S	TT	TACKLES				YDS	NO	YDS	INTERCEPTIONS				PD	MISCELLANEOUS				
				UT	A	S					AVG	LG	TD			FF	FR	YDS	TD	SPT
2017	Packers	7/0	2	1	1	0.0		0.0	0	0	0.0	0	0	0	0	0	0	0	0	0
2018	Packers	16/1	20	11	9	1.5		3.5	0	0	0.0	0	0	0	1	0	0	0	0	0
2019	Packers	14/2	11	4	7	0.0		0.0	0	0	0.0	0	0	3	0	1	0	0	0	0
2020	Packers	8/0	11	6	5	0.0		0.0	0	0	0.0	0	0	0	0	0	0	0	0	0
<b>Totals – 4 Years</b>		<b>45/3</b>	<b>44</b>	<b>22</b>	<b>22</b>	<b>1.5</b>		<b>3.5</b>	<b>0</b>	<b>0</b>	<b>0.0</b>	<b>0</b>	<b>0</b>	<b>3</b>	<b>1</b>	<b>1</b>	<b>0</b>	<b>0</b>	<b>0</b>	<b>0</b>

## POSTSEASON DEFENSIVE STATISTICS

Year	Team	G/S	TT	TACKLES				YDS	NO	YDS	INTERCEPTIONS				PD	MISCELLANEOUS				
				UT	A	S					AVG	LG	TD			FF	FR	YDS	TD	SPT
2019	Packers	2/0	0	0	0	0.0		0.0	0	0	0.0	0	0	0	0	0	0	0	0	0
2020	Packers						Injured Reserve													
<b>Totals – 2 Years</b>		<b>2/0</b>	<b>0</b>	<b>0</b>	<b>0</b>	<b>0.0</b>		<b>0.0</b>	<b>0</b>	<b>0</b>	<b>0.0</b>	<b>0</b>	<b>0</b>	<b>0</b>	<b>0</b>	<b>0</b>	<b>0</b>	<b>0</b>	<b>0</b>	<b>0</b>

PLAYERS



## NELSON AGHOLOR



**13 | WIDE RECEIVER**

**HT:** 6-0 | **WT:** 198 | **Born:** 5/24/1993 | **Exp. (NFL/Patriots):** 7/1

**GP/GS (Playoffs):** 87/75 (5/5) | **Acq:** UFA (LV)-21

**College:** Southern California | **Hometown:** Tampa, Fla.

**SUPER BOWLS:** 17

## PRONOUNCED AGG-uh-lore

### CAREER TRANSACTIONS

Nelson Agholor was signed by the New England Patriots as an unrestricted free agent from Las Vegas on March 19, 2021 ... Originally drafted by Philadelphia in the first round (20th overall) of the 2015 NFL Draft ... Signed by Las Vegas as an unrestricted free agent from Philadelphia (3/20/20).

### SEASONAL REVIEWS

#### 2020 (16/13 – LAS VEGAS)

- Played all 16 games with 13 starts and recorded 48 receptions for a career-high 896 receiving yards and matched a career-high with eight touchdown receptions. Finished second in the NFL with an average of 18.7 yards per catch.
- Posted three 100-yard receiving performances:
  - Week 7 vs. Tampa Bay (107)
  - Week 14 vs. Indianapolis (100)
  - Week 16 vs. Miami (155)
- Tallied a season-high six receptions for 88 yards and one touchdown vs. Kansas City (11/22).
- Caught five passes for a career-high 155 yards, including a career-long 85-yard touchdown vs. Miami (12/26).

#### 2019 (11/10, 0/0 – PHILADELPHIA)

- Played in 11 games with 10 starts and caught 39 passes for 363 yards and three touchdowns. Also compiled two

## SINGLE-GAME CAREER HIGHS

### REGULAR SEASON:

<b>Receptions:</b>	8	Five times. Most recent: vs. Detroit (9/22/19)
<b>Receiving Yards:</b>	155	vs. Miami (12/26/20)
<b>Receiving TDs:</b>	2	vs. Philadelphia (9/22/19) at Washington (12/30/18)
<b>Long:</b>	85t	vs. Miami (12/26/20)

rushing attempts for 7 yards.

- Was inactive for five regular season games and the Wild Card Playoff loss to Seattle (1/5) due to injury.
- Recorded eight receptions for a season-high 107 yards and one touchdown at Atlanta (9/15).
- Matched a single-game career-high with eight receptions and two touchdowns on 50 yards receiving vs. Detroit (9/22).

#### 2018 (16/16, 2/2 – PHILADELPHIA)

- Started all 16 regular season games for the first time in his career and totaled 64 receptions for 736 yards and four touchdowns. Also posted three rushing attempts for 32 yards.
- Started both playoff contests and caught four passes for 38 yards and rushed once for 12 yards.
- Matched a career-high with eight receptions for 88 yards

## BETTER THAN AVERAGE

Nelson Agholor finished second in the NFL in 2020 by averaging a career-high 18.7 yards per reception.

### 2020 NFL YARDS PER RECEPTION LEADERS (MINIMUM 30 RECEPTIONS)

Player	Team	Rec.	Yds.	Avg.
1. M. Valdes-Scantling	Green Bay	33	690	20.9
2. Nelson Agholor	Las Vegas	48	896	18.7
3. DJ Moore	Carolina	66	1,193	18.1
4. Gabriel Davis	Buffalo	35	599	17.1
5. Breshad Perriman	N.Y. Jets	30	505	16.8

and one touchdown at Tampa Bay (9/16).

- Caught five passes for a season-high 116 yards and one touchdown vs. Houston (12/23).
- Posted five receptions for 40 yards and matched a career-high two receiving touchdowns at Washington (12/30).

### 2017 (16/10, 3/3 – PHILADELPHIA)

- Played in all 16 regular season games with 10 starts and totaled 62 receptions for 768 yards and eight touchdowns. Also had one rushing attempt for 7 yards.
- Led the team with nine 20-plus yard receptions, including two 50-plus yard touchdowns, most by an Eagle in a season since Jeremy Maclin in 2014.
- Started all three playoff contests, including the Super Bowl LII win over New England and caught 15 passes for 167 yards. Also compiled four rushing attempts for 29 yards.
- Caught four passes for 93 yards, including a season-long 72-yard touchdown reception vs. Arizona (10/8).
- Caught three passes for 32 yards and a touchdown and recorded his first career fumble recovery for a touchdown.
- Tallied a season-high eight receptions for 64 yards at L.A. Rams (12/10).
- Posted seven receptions for a season-high 141 yards and one touchdown at Seattle (12/3).
- Posted a single-game career-high nine receptions for 84 yards in the Super Bowl LII win over New England.

### 2016 (15/14 – PHILADELPHIA)

- Played in 15 games with 14 starts and recorded 36 receptions for 365 yards and two touchdowns. Also rushed five times for 14 yards.
- Posted four receptions for a season-high 57 yards and one touchdown in the season-opening win vs. Cleveland (9/11).
- Caught two passes for 47 yards, including a season-long 40-yard touchdown vs. N.Y. Giants (12/22).

### 2015 (13/12 – PHILADELPHIA)

- Appeared in 13 games with 12 starts and finished with 23 receptions for 283 yards and one touchdown.
- Posted one reception for 5 yards in his NFL debut at Atlanta (9/14).
- Caught three passes for a season-high 64 yards at Washington (10/4).

### COLLEGE

- Played three seasons at USC (2012-14), compiling 3,572 all-purpose yards and 24 career touchdowns to become the 12th player in program history to amass 2,000 career receiving yards.
- Totaled 37 punt returns for 540 yards and set a school record with four punt return touchdowns.
- Finished eighth on USC's career receptions list (179) and seventh on the career punt return yardage list (540), becoming the only Trojan to rank among the school's top-eight receivers and top-seven punt returners.
- Started all 13 games as a junior and led the team with 104 receptions for 1,313 yards and 12 touchdowns.
- Earned Associated Press third-team All-American honors and first-team All-Pac-12 honors.
- Started all 14 games as a sophomore and posted 56 receptions for 918 yards and six touchdowns. His 19.1 punt return average set a single-season USC mark and ranked second in the nation.
- Appeared in 13 games as a freshman and caught 18 passes for 341 yards and two touchdowns.

### PERSONAL

- Attended Berkeley Prep in Tampa, Fla., where he earned All-American honors as a senior running back, wide receiver, cornerback and safety.
- Recorded 4,732 rushing yards, 921 receiving yards, 12 interceptions and eight kickoff return touchdowns in his career.
- As a senior, totaled 212 carries for 1,983 yards and 28 touchdowns and 10 receptions for 117 yards and two touchdowns. Added 35 tackles and three interceptions on defense.
- As a junior, compiled 1,440 yards on offense, three interceptions on defense and 323 return yards.
- As a sophomore, ran for 970 yards and 15 touchdowns and caught 14 passes for 239 yards and three scores. Added 31 tackles and four interceptions on defense.
- Also played basketball at Berkeley, where he averaged 12.8 points, 4.8 rebounds, 4.3 assists and 2.3 steals as a senior.
- Born in Nigeria and moved to the United States when he was 5-years-old.
- Father played high-level soccer in Nigeria.



# NELSON AGHOLOR STATISTICS

POS: WR HT: 6-0 WT: 198 LBS YEAR: 7<sup>TH</sup> ACQ: UFA (LV)-21 COLLEGE: USC BORN: 5/24/93

## REGULAR SEASON OFFENSIVE STATISTICS

Year	Team	G/S	NO	RECEIVING				LG	TD	NO	RUSHING				LG	TD
				YDS	AVG						YDS	AVG				
2015	Eagles	13/12	23	283	12.3			53t	1	0	0	0.0			0	0
2016	Eagles	15/14	36	365	10.1			40t	2	5	14	2.8			5	0
2017	Eagles	16/10	62	768	12.4			72t	8	1	7	7.0			7	0
2018	Eagles	16/16	64	736	11.5			83t	4	3	32	10.7			16	0
2019	Eagles	11/10	39	363	9.3			43	3	2	7	3.5			16	0
2020	Raiders	16/13	48	896	18.7			85t	8	0	0	0.0			0	0
<b>Totals – 6 Years</b>		<b>87/75</b>	<b>272</b>	<b>3,411</b>	<b>12.5</b>			<b>85t</b>	<b>26</b>	<b>11</b>	<b>60</b>	<b>5.5</b>			<b>16</b>	<b>0</b>

## POSTSEASON OFFENSIVE STATISTICS

Year	Team	G/S	NO	RECEIVING				LG	TD	NO	RUSHING				LG	TD
				YDS	AVG						YDS	AVG				
2017	Eagles	3/3	15	167	11.1			42	0	4	29	7.3			21	0
2018	Eagles	2/2	4	38	9.5			13	0	1	12	12.0			12	0
2019	Eagles			Inactive												
<b>Totals – 3 Years</b>		<b>5/5</b>	<b>19</b>	<b>205</b>	<b>10.8</b>			<b>42</b>	<b>0</b>	<b>5</b>	<b>41</b>	<b>8.2</b>			<b>21</b>	<b>0</b>

# AGHOLOR'S CAREER GAME-BY-GAME

2015											2017																
		RECEIVING									RECEIVING									RUSHING							
2015	OPPONENT	P/S	NO	YDS	AVG	LG	TD	NO	YDS	AVG	LG	TD	2017	OPPONENT	P/S	NO	YDS	AVG	LG	TD	NO	YDS	AVG	LG	TD		
09/14	at Atlanta	S	1	5	5.0	5	0	-	-	-	-	-	09/14	at Washington	p	6	86	14.3	58t	1	-	-	-	-	-		
09/20	Dallas	S	3	31	10.3	12	0	-	-	-	-	-	09/17	at Kansas City	p	1	9	9.0	9t	1	-	-	-	-	-		
09/27	at N.Y. Jets	S	-	-	-	-	-	-	-	-	-	-	09/24	N.Y. Giants	p	2	20	10.0	11	0	-	-	-	-	-		
10/04	at Washington	S	3	64	21.3	45	0	-	-	-	-	-	10/01	at L.A. Chargers	S	3	58	19.3	36	0	-	-	-	-	-		
10/11	New Orleans	S	1	5	5.0	5	0	-	-	-	-	-	10/08	Arizona	S	4	93	23.3	72t	1	-	-	-	-	-		
10/19			Inactive					-	-	-	-	-	10/12	at Carolina	S	4	55	13.8	24t	1	-	-	-	-	-		
10/25	at Carolina		Inactive					-	-	-	-	-	10/23	Washington	S	4	45	11.3	14	1	-	-	-	-	-		
11/08	at Dallas		Inactive					-	-	-	-	-	10/29	San Francisco	S	3	26	8.7	17	0	-	-	-	-	-		
11/15	Miami	p	3	32	10.7	21	0	-	-	-	-	-	11/05	Denver	p	2	36	18.0	35	0	-	-	-	-	-		
11/22	Tampa Bay	S	3	11	3.7	7	0	-	-	-	-	-	11/19	at Dallas	p	1	-2	-2.0	-2	0	-	-	-	-	-		
11/26	at Detroit	S	2	15	7.5	12	0	-	-	-	-	-	11/26	Chicago	S	3	32	10.7	15t	1	-	-	-	-	-		
12/06	at New England	S	-	-	-	-	-	-	-	-	-	-	12/03	at Seattle	S	7	141	20.1	51	1	-	-	-	-	-		
12/13	Buffalo	S	3	62	20.7	53t	1	-	-	-	-	-	12/10	at L.A. Rams	S	8	64	8.0	18	0	-	-	-	-	-		
12/20	Arizona	S	-	-	-	-	-	-	-	-	-	-	12/17	at N.Y. Giants	S	7	59	8.4	16	1	-	-	-	-	-		
12/26	Washington	S	2	35	17.5	18	0	-	-	-	-	-	12/25	Oakland	S	4	35	8.8	12	0	-	-	-	-	-		
01/03	at N.Y. Giants	S	2	23	11.5	16	0	-	-	-	-	-	12/31	Dallas	p	3	11	3.7	7	0	1	7	7.0	7	0		
2015 Totals			13/12	23	283	12.3	53t	1	0	0	0.0	0	0	2017 Totals			16/10	62	768	12.4	72t	8	1	7	7.0	7	0
2016											2018																
		RECEIVING									RECEIVING									RUSHING							
2016	OPPONENT	P/S	NO	YDS	AVG	LG	TD	NO	YDS	AVG	LG	TD	2018	OPPONENT	P/S	NO	YDS	AVG	LG	TD	NO	YDS	AVG	LG	TD		
09/11	Cleveland	S	4	57	14.3	35t	1	-	-	-	-	-	09/06	Atlanta	S	8	33	4.1	10	0	1	16	16.0	16	0		
09/19	at Chicago	S	4	42	10.5	18	0	-	-	-	-	-	09/16	at Tampa Bay	S	8	88	11.0	50	1	1	2	2.0	2	0		
09/25	Pittsburgh	S	3	21	7.0	11	0	-	-	-	-	-	09/23	Indianapolis	S	4	24	6.0	10	0	-	-	-	-	-		
10/09	at Detroit	S	2	27	13.5	18	0	1	5	5.0	5	0	09/30	at Tennessee	S	5	22	4.4	10	0	-	-	-	-	-		
10/16	at Washington	p	3	34	11.3	18	0	-	-	-	-	-	10/07	Minnesota	S	4	45	11.3	20	0	-	-	-	-	-		
10/23	Minnesota	S	2	10	5.0	6	0	-	-	-	-	-	10/11	at N.Y. Giants	S	3	91	30.3	58	0	-	-	-	-	-		
10/30	at Dallas	S	3	25	8.3	11	0	-	-	-	-	-	10/21	Carolina	S	6	20	3.3	13	0	-	-	-	-	-		
11/06	at N.Y. Giants	S	4	41	10.3	23	0	-	-	-	-	-	10/28	at Jacksonville	S	3	49	16.3	39	0	1	14	14.0	14	0		
11/13	Atlanta	p	2	7	3.5	4	0	-	-	-	-	-	11/11	Dallas	S	5	83	16.6	51	0	-	-	-	-	-		
11/20	at Seattle	S	-	-	-	-	-	-	-	-	-	-	11/18	at New Orleans	S	-	-	-	-	-	-	-	-	-	-		
11/28	Green Bay		Inactive					-	-	-	-	-	11/25	N.Y. Giants	S	1	12	12.0	12	0	-	-	-	-	-		
12/04	at Cincinnati	S	4	23	5.8	8	0	1	4	4.0	4	0	12/03	Washington	S	4	56	14.0	39	0	-	-	-	-	-		
12/11	Washington	S	2	22	11.0	13	0	-	-	-	-	-	12/09	at Dallas	S	2	49	24.5	42	0	-	-	-	-	-		
12/18	at Baltimore	S	1	9	9.0	9	0	1	1	1.0	1	0															
12/22	N.Y. Giants	S	2	47	23.5	40t	1	1	5	5.0	5	0															
01/01	Dallas	S	-	-	-	-	-	1	-1	-1.0	-1	0															
2016 Totals			15/14	36	365	10.1	40t	2	5	14	3.5	5	0														

# AGHOLOR'S CAREER GAME-BY-GAME (CONT.)

12/16	at L.A. Rams	S	1	8	8.0	8	0	-	-	-	-	-	-	-	-	-	-	-	-
12/23	at N.Y. Giants	S	5	116	23.2	83t	1	-	-	-	-	-	-	-	-	-	-	-	-
12/30	Houston	S	5	40	8.0	22t	2	-	-	-	-	-	-	-	-	-	-	-	-
<b>2018 Totals</b>			<b>16/16</b>	<b>64</b>	<b>736</b>	<b>11.5</b>	<b>83t</b>	<b>4</b>	<b>3</b>	<b>32</b>	<b>10.7</b>	<b>16</b>	<b>0</b>						
01/06	at Chicago	S	3	32	10.7	13	0	-	-	-	-	-	-	-	-	-	-	-	-
01/13	at New Orleans	S	1	6	6.0	6	0	1	12	12.0	12	0							
<b>2018 Postseason</b>			<b>2/2</b>	<b>4</b>	<b>38</b>	<b>9.5</b>	<b>13</b>	<b>0</b>	<b>1</b>	<b>12</b>	<b>12.0</b>	<b>12</b>	<b>0</b>						

		RECEIVING										RUSHING									
2019	OPPONENT	P/S	NO	YDS	AVG	LG	TD	NO	YDS	AVG	LG	TD									
09/08	Washington	S	2	11	5.5	7	0	-	-	-	-	-									
09/15	at Atlanta	S	8	107	13.4	43	1	-	-	-	-	-									
09/22	Detroit	S	8	50	6.3	20t	2	-	-	-	-	-									
09/26	at Green Bay	S	-	-	-	-	-	-	-	-	-	-									
10/06	N.Y. Jets	S	1	20	20.0	20	0	-	-	-	-	-									
10/13	at Minnesota	S	4	42	10.5	23	0	-	-	-	-	-									
10/20	at Dallas	S	2	24	12.0	18	0	-	-	-	-	-									
10/27	at Buffalo	S	4	7	1.8	7	0	2	7	3.5	16	0									
11/03	Chicago	p	3	21	7.0	12	0	-	-	-	-	-									
11/17	New England	S	4	40	10.0	19	0	-	-	-	-	-									
11/24	Seattle			Inactive																	
12/01	at Miami	S	3	41	13.7	24	0	-	-	-	-	-									
12/09	N.Y. Giants			Inactive																	
12/15	at Washington			Inactive																	
12/22	Dallas			Inactive																	
12/29	at N.Y. Giants			Inactive																	
2019 Totals			11/10	39	363	9.3	43	3	2	7	3.5	16	0								
01/05	Seattle			Inactive																	
2019 Postseason			0/0	0	0	0.0	0	0	0	0	0.0	0	0								

		RECEIVING										RUSHING									
2020		OPPONENT	P/S	NO	YDS	AVG	LG	TD	NO	YDS	AVG	LG	TD								
09/13	at	Carolina	p	1	23	23.0	23t	1	-	-	-	-	-								
09/21		New Orleans	p	1	19	19.0	19	0	-	-	-	-	-								
09/27	at	New England	p	2	23	11.5	18	0	-	-	-	-	-								
10/04		Buffalo	S	4	44	11.0	14	1	-	-	-	-	-								
10/11	at	Kansas City	S	2	67	33.5	59t	1	-	-	-	-	-								
10/25		Tampa Bay	S	5	107	21.4	44	1	-	-	-	-	-								
11/01	at	Cleveland	S	-	-	-	-	-	-	-	-	-	-								
11/08		L.A. Chargers	S	2	55	27.5	45t	1	-	-	-	-	-								
11/15		Denver	S	1	8	8.0	8	0	-	-	-	-	-								
11/22		Kansas City	S	6	88	14.7	29	1	-	-	-	-	-								
11/29	at	Atlanta	S	5	54	10.8	15	0	-	-	-	-	-								
12/06	at	N.Y. Jets	S	4	38	9.5	14	0	-	-	-	-	-								
12/13		Indianapolis	S	5	100	20.0	36	1	-	-	-	-	-								
12/17		L.A. Chargers	S	4	49	12.3	30	0	-	-	-	-	-								
12/26		Miami	S	5	155	31.0	85t	1	-	-	-	-	-								
01/03	at	Denver	S	1	57	57.0	57	0	-	-	-	-	-								
2020 Totals				16/13	48	896	18.7	85t	8	0	0	0.0	0								



## HENRY ANDERSON



**94 | DEFENSIVE LINE**

**HT:** 6-6 | **WT:** 301 | **Born:** 8/3/1991 | **Exp. (NFL/Patriots):** 7/1

**GP/GS (Playoffs):** 74/43 (0/0) | **Acq:** FA-21

**College:** Stanford | **Hometown:** Atlanta, Ga.

### CAREER TRANSACTIONS

Henry Anderson was signed by the New England Patriots as a free agent on March 19, 2021 ... Originally drafted by Indianapolis in the third round (93rd overall) of the 2015 NFL Draft ... Acquired by N.Y. Jets from Indianapolis in a trade in exchange for a seventh-round draft pick (4/26/18) ... Re-signed by N.Y. Jets as an unrestricted free agent (3/15/19) ... Released by N.Y. Jets (3/3/21).

### SEASONAL REVIEWS

#### 2020 (16/8 – N.Y. JETS)

- Played in all 16 games with eight starts and registered a career-high 42 tackles and a half-sack.
- Posted a season-high six tackles in the season finale at New England (1/3).
- Totaled five tackles and a half-sack at L.A. Chargers (11/22).

#### 2019 (13/13 – N.Y. JETS)

- Started all 13 games he played in as part of the NFL's second-ranked run defense, allowing 3.34 yards per carry. Tallied 25 tackles and one sack.

- Was inactive vs. Dallas (10/13), vs. New England (10/21) and at Jacksonville (10/27).

- Totaled a season-high five tackles and one sack at Washington (11/17).

#### 2018 (16/3 – N.Y. JETS)

- Played all 16 games with three starts and compiled 35 tackles, a career-high seven sacks and four passes defensed.
- Blocked a field goal and an extra point in consecutive games (at Tennessee on Dec. 2 and at Buffalo on Dec. 9), becoming the first Jet to achieve the feat since Corwin Brown in 1998.
- Posted four tackles and a single-game career-high three sacks vs. Houston (12/15).
- Totaled four tackles, one sack and one pass defensed vs. Green Bay (12/23).

#### 2017 (9/8 – INDIANAPOLIS)

- Appeared in nine games with eight starts before being placed on injured reserve on Nov. 19. Registered 22 tack-

les, two sacks and one forced fumble. Also blocked one field goal.

- Posted three tackles, one sack and his first career forced fumble vs. Jacksonville (10/22).
- Tallied a season-high seven tackles and one sack at Cincinnati (10/29). Also blocked a field goal, his first career blocked kick.

## 2016 (11/2 – INDIANAPOLIS)

- Appeared in 11 games with two starts and totaled 12 tackles, one fumble recovery and two passes defended.
- Was inactive for five games.

## 2015 (9/9 – INDIANAPOLIS)

- Started all nine games he played in as a rookie and registered 31 tackles, one sack and two passes defended before being placed on injured reserve on Nov. 9.
- Made his NFL debut at Buffalo (9/13) and posted a career-high nine tackles.
- Tallied five tackles and his first career sack vs. N.Y. Jets (9/21).

## COLLEGE

- Played in 48 games with 35 starts at Stanford and totaled 140 tackles, 17 sacks, one forced fumble, one fumble re-

covery and seven passes defended.

- Recorded 65 tackles, 8½ sacks and two passes defended in 13 games played as a senior.
- Earned several accolades as a fifth-year senior, including First Team All-Pac-12, First Team Pac-12 All-Academic, SI.com All-America honorable mention and Phil Steele First Team All-Pac-12 honors.

## PERSONAL

- Completed his prep career at Woodward (Ga.) Academy with 183 tackles and 20½ sacks.
- Led Woodward to Region 4AAA runner-up finishes in 2008 and 2009.
- Was an *Atlanta Journal Constitution* first-team all-state selection as well as a three-time South Fulton Neighbor All-South Metro and a two-time all-4AAA region choice.
- Played in the 2010 Offense-Defense All-American Bowl.
- Also lettered in basketball and track and field. Won the state championship and broke the school record in shot put.
- As a senior, finished with 81 tackles, 14 tackles for loss, 9½ sacks, two fumble recoveries and six passes defended.
- Majored in political science at Stanford.


# HENRY ANDERSON STATISTICS

POS: DL HT: 6-6 WT: 301 LBS YEAR: 7<sup>TH</sup> ACQ: FA-21 COLLEGE: STANFORD BORN: 8/3/91

## REGULAR SEASON DEFENSIVE STATISTICS

Year	Team	G/S	TT	TACKLES				YDS	NO	INTERCEPTIONS					MISCELLANEOUS					
				UT	A	S				YDS	AVG	LG	TD	PD	FF	FR	YDS	TD	SPT	
2015	Colts	9/9	31	19	12	1.0	1.0	0	0	0.0	0	0	2	0	0	0	0	0	0	0
2016	Colts	11/2	12	9	3	0.0	0.0	0	0	0.0	0	0	2	0	1	0	0	0	0	0
2017	Colts	9/8	22	15	7	2.0	8.0	0	0	0.0	0	0	0	1	0	0	0	0	0	0
2018	Jets	16/3	35	22	13	7.0	59.5	0	0	0.0	0	0	4	0	0	0	0	0	0	0
2019	Jets	13/13	25	14	11	1.0	3.0	0	0	0.0	0	0	0	0	0	0	0	0	0	0
2020	Jets	16/8	42	19	23	0.5	4.5	0	0	0.0	0	0	0	0	0	0	0	0	0	0
Totals – 6 Years		74/43	167	98	69	11.5	76.0	0	0	0.0	0	0	8	1	1	0	0	0	0	0

**Additional Statistics:** 3 Blocked Kicks - 1 Blocked Field Goal at Cincinnati (10/29/17), 1 Blocked Field Goal at Tennessee (12/2/18), 1 Blocked Extra Point at Buffalo (12/9/18).



# DAVID ANDREWS



**HT:** 6-3 | **WT:** 300 | **Born:** 7/10/1992 | **Exp. (NFL/Patriots):** 7/7  
**GP/GS (Playoffs):** 72/69 (11/9) | **Acq:** FA-15  
**College:** Georgia | **Hometown:** Johns Creek, Ga.

**SUPER BOWLS:** 16, 18

## CAREER TRANSACTIONS

David Andrews was re-signed by the New England Patriots as an unrestricted free agent on March 22, 2021 ... Originally signed by New England as a rookie free agent (5/8/15).

## CAREER HIGHLIGHTS

- Named captain four times (2017-20) after beginning his pro career as a rookie free agent.
- Two-time Super Bowl Champion.
- Selected to the New England Patriots 2010s All-Decade Team at center.
- Starting center for a top-10 offense in each of his first four seasons (2015- sixth, 2016-fourth, 2017-first & 2018-fifth).

## SEASONAL REVIEWS

### 2020 (12/12)

- Elected offensive co-captain by his teammates for the fourth straight year.
- Started all 12 regular season games he played in at center, helping to lead an offense that finished fourth in the NFL in total rushing yards (2,346) and rush yards per game (146.6). The 2,346 yards rushing and 4.67 average yards per rush marked the fourth-highest totals in team history.
- Missed three games while on injured reserve and was inactive Week 17 due to injury.
- Returned to start at center in the season-opener vs. Miami (9/13) after spending the entire 2019 season on injured reserve. Helped pave the way for a rushing attack that gained 217 yards on the ground.
- Was placed on injured reserve on Sept. 26 after suffering an injury at Seattle (9/20).
- Returned to the lineup in Week 7 vs. San Francisco (10/25) after missing three games while on injured reserve.
- Started and played all offensive snaps at center in the win vs. Baltimore (11/15). Played a key role in blocking for the run game that racked up 173 yards.
- Started at center and played the majority of snaps at Miami (12/20) before leaving in the fourth quarter due to injury.
- Played the majority of snaps at center vs. Buffalo (12/28). Left the game early due to injury and was replaced by James Ferentz.
- Was inactive due to injury for the season finale vs. N.Y. Jets (1/3).

### 2019 (0/0, 0/0)

- Named a co-captain for the third consecutive season.
- Placed on injured reserve on Aug. 31, 2019 but remained an active part of the team for the season by attending

## EXTRA POINTS

- David Andrews is the nephew of long-time NFL head coach and player Dan Reeves.

Andrews said the bond between the two is strong and he still seeks Reeves' advice.

"Not many people in my family know what it's like to play in the NFL," he told the *Boston Globe*. "So he's kind of the only one I can bounce things off or someone who might understand what it's like, so it's definitely cool."

practice and participating in meetings.

### 2018 (16/16, 3/3)

- Named a co-captain for the second consecutive season.
- Started at center in all 16 regular-season games.
- Started at center in all three postseason victories, including the Super Bowl LIII victory over L.A. Rams (2/3).

### 2017 (14/14, 3/3)

- Named a co-captain for the first time in his career.
- Started all 14 regular-season games he played in at center.
- Started at center in all three postseason contests, including Super Bowl LII vs. Philadelphia (2/4).
- Was inactive due to injury in the victory at Oakland (11/19) in Mexico City and vs. Miami (11/26).
- Returned to the starting lineup at center after missing two games due to injury in the win at Buffalo (12/3).

### 2016 (16/16, 3/3)

- Served as the Patriots starting center during all 16 games of the 2016 regular season.
- Started at center for all three postseason contests, including the Super Bowl LI victory vs. Atlanta (2/5).
- Made the start at center for the fifth consecutive game at Cleveland (10/9) as a part of an offensive line that helped the Patriots offense record 501 total net yards.

### 2015 (14/11, 2/0)

- Was one of three rookie free agents, along with Justin Coleman and Brandon King, to be a major contributor on the 53-man roster.
- Appeared in 14 regular-season games with 11 starts - all at center. Also saw limited action at guard and as a fullback in short yardage situations. Became the third rookie free agent to start opening day under Bill Belichick (DL Jace Saylor - 2001, WR Kenbrell Thompkins - 2013).
- Started at center due to Bryan Stork starting the season

on short-term injured reserve and played every offensive snap through the first 10 games of the season, helping the team to a 10-0 start.

- Appeared as a reserve in both playoff games.
- Was active but did not play at Denver (11/29) and vs. Philadelphia (12/6).
- Made his NFL debut and his first career start at center in the win vs. Pittsburgh (9/10).
- Started at center and took one snap at right guard when Shaq Mason lined up at fullback in the win vs. Washington (11/8).
- Contributed on the kick return unit for the first time in his career and saw action at center when Bryan Stork moved to left guard in place of Shaq Mason at N.Y. Jets (12/27).
- Saw action at fullback, setting a key block on Steven Jackson's 1-yard touchdown run in the first quarter of the AFC Championship at Denver (1/24).

## COLLEGE

- Appeared in 50 games with 40 starts over his four-year career at Georgia. Started every game for the Bulldogs over his final three seasons.
- Was voted team MVP as well as Associated Press Second Team All-SEC as a senior in 2014. Was also voted the team's permanent captain and won the squad's toughest player award.

## PERSONAL

- Married wife, Mackenzie, in the 2017 offseason.
- Was ranked the No. 9 center nationally and No. 37 prospect overall coming out of Wesleyan (Georgia) High School in 2011.



# DEVIN ASIASI



## 86 | TIGHT END

**HT:** 6-3 | **WT:** 257 | **Born:** 8/14/1997 | **Exp. (NFL/Patriots):** 2/2  
**GP/GS (Playoffs):** 9/3 (0/0) | **Acq:** D3b-20 (91st)  
**College:** UCLA | **Hometown:** Shoreview, Calif.

## PRONOUNCED AH-see AH-see

### CAREER TRANSACTIONS

Devin Asiasi was drafted by the New England Patriots in the third round (91st overall) of the 2020 NFL Draft.

### SEASONAL REVIEWS

#### 2020 (9/3)

- Played in nine games with three starts and posted two receptions for 39 yards and one touchdown.
- Made his NFL debut in the season-opener vs. Miami (9/13).
- Was inactive vs. San Francisco (10/25) and at Buffalo (11/1) before being placed on injured reserve on Nov. 3.
- Returned to action after being activated from injured reserve list prior to the loss at L.A. Rams (12/10).
- Made his first NFL start at Miami (12/20).
- Started at tight end and played over 90% of the offensive snaps in a Week 16 loss vs. Buffalo (12/28).
- Caught his first two NFL passes in the season finale win vs. N.Y. Jets (1/3). Also caught a 26-yard touchdown pass from QB Cam Newton that would prove to be the game-winner for his first NFL score.

## COLLEGE

- Began his college career at Michigan before transferring to UCLA in 2017.
- Totaled 13 receptions for at least 20 yards during his senior season. Also had multiple receptions in 11-of-12 contests.
- Started all 12 games and posted career highs with 44 receptions for 641 yards and four touchdowns as a senior in 2019.
- Was an honorable mention All Pac-12 selection.
- Played in nine games with one start in 2018 and totaled six receptions for 130 yards and one touchdown.
- Sat out the 2017 season after transferring from Michigan to UCLA.
- Played in 13 games as a freshman at Michigan in 2016 and caught two passes for 18 yards.

## PERSONAL

- As a senior at De La Salle High School (Calif.), caught 17 passes for 311 yards and five touchdowns. Also totaled 49 tackles, five passes defended and four sacks.
- As a junior, made 16 receptions for 264 yards and two touchdowns, while recording 33 tackles and five sacks.
- Also lettered in basketball.
- Majored in sociology at UCLA.

# DEVIN ASIASI STATISTICS

POS: TE HT: 6-3 WT: 257 LBS YEAR: 2<sup>ND</sup> ACQ: D3b-20 (91<sup>ST</sup>) COLLEGE: UCLA BORN: 8/14/97

## REGULAR SEASON RECEIVING STATISTICS

Year	Team	G/S	REC	YDS	AVG	LG	TD
2020	Patriots	9/3	2	39	19.5	26t	1
Totals – 1 Year		9/3	2	39	19.5	26t	1

## ASIASI'S CAREER GAME-BY-GAME

2020	OPPONENT	P/S	NO	YDS	AVG	LG	TD	11/15	Baltimore
09/13	Miami	p	-	-	-	-	-	11/22	at Houston
09/20	at Seattle	p	-	-	-	-	-	11/29	Arizona
09/27	Las Vegas	p	-	-	-	-	-	12/06	at L.A. Chargers
10/05	at Kansas City	p	-	-	-	-	-	12/10	at L.A. Rams
10/18	Denver	p	-	-	-	-	-	12/20	at Miami
10/25	San Francisco		Inactive					12/28	Buffalo
11/01	at Buffalo		Inactive					01/03	N.Y. Jets
11/09	at N.Y. Jets		Placed on IR (11/3)					2020 Totals	
								9/3	2 39 19.5 26t 1

PLAYERS



## JAKE BAILEY



HT: 6-2 | WT: 205 | Born: 6/18/1997 | Exp. (NFL/Patriots): 3/3  
 GP/GS (Playoffs): 32/0 (1/0) | Acq: D5b-19 (163rd)  
 College: Stanford | Hometown: Solana Beach, Calif.



PRO BOWLS: 20

## CAREER TRANSACTIONS

Jake Bailey was drafted by the New England Patriots in the fifth round (163rd overall) of the 2019 NFL Draft.

## SEASONAL REVIEWS

### 2020 (16/0)

- Earned his first career Pro Bowl invitation and Associated Press All-Pro: First Team honors. Also named to the PFWA All-AFC Team, the *Pro Football Weekly* All-NFL team and was a *Sporting News* All-Pro.
- Played in all 16 games and totaled 55 punts for 2,678 yards (48.7 avg., 45.6 net) with five touchbacks, 31 downed inside the opponent 20-yard line and a long of 71. His 45.6 net punting average led the league, was the second-highest in NFL history and set a new Patriots record. His gross punt average of 48.7 also set a new team record.
- Also handled kickoff and holding duties and posted one special teams tackle.
- Bailey's punting in 2020 allowed a total of 71 punt return yards on 12 returns, marking the fewest punt return yards allowed by the Patriots in team history and the sixth-fewest punt return yards allowed in a season in NFL history. The 12 punt returns allowed were second in NFL history and team history to the 11 by New England in 2008.
- Punted three times for 119 yards (39.7 avg.) in the season-opening win vs. Miami (9/13). Landed all three punts inside the opponent 20-yard line.

## EXTRA POINTS

- Following his rookie season, Jake Bailey returned to the classroom at Stanford and completed the requirements needed to earn his degree in science, technology and society.
- Punted twice for 113 yards (56.5 avg.) at Seattle (9/20). Also made a special teams tackle on a kickoff in the second quarter.
- Totaled three punts for 157 yards (52.3 avg.) at Kansas City (10/5). Dropped all three punts inside the Chiefs 20-yard line (15, 5, 11), highlighted by a 47-yard kick that landed out of bounds at the Chiefs 5-yard line in the first quarter.
- Punted four times for a total of 197 yards (49.3 avg.) in a Week 13 win at L.A. Chargers (12/6). Landed three punts inside the Chargers 10-yard line.
- Punted six times for 310 yards (51.7 avg.) at L.A. Rams (12/10) and landed four inside the 20-yard line. Boomed a career-long 71-yard punt in the fourth quarter, the first 70-yard punt for the Patriots since Chris Hanson had a 70-yard punt vs. Kansas City on Sept. 7, 2008. It marked the longest punt for the Patriots since Lee Johnson registered a 76-yard punt at Cincinnati on Sept. 9, 2001.
- Punted a season-high seven times for 362 yards vs. Buffalo (12/28). Landed four punts inside the 20, matching a season-high.



## TERRIFIC IN 2020

Bailey's punting in 2020 allowed a total of 71 punt return yards on 12 returns. It marked the fewest punt return yards allowed in Patriots team history and the sixth-fewest punt return yards allowed in a season in NFL history. The 12 punt returns allowed were second in NFL and team history, behind the 11 by New England in 2008.

### FEWEST PR YARDS ALLOWED IN 16-GAME SEASON

SEASON	TEAM	PR YARDS ALLOWED
2020	New Orleans	46
2008	Atlanta	49
1991	Buffalo	53
1997	Atlanta	55
2018	New Orleans	60
<b>2020</b>	<b>New England</b>	<b>71</b>

### FEWEST PR YARDS ALLOWED IN TEAM HISTORY

SEASON	PR YARDS ALLOWED
<b>2020</b>	<b>71</b>
2007	75
2017	105
2001	124
2016	134
1973	152

### FEWEST PUNT RETURNS ALLOWED IN 16-GAME SEASON

SEASON	TEAM	PUNT RETURNS ALLOWED
2008	New England	11
<b>2020</b>	<b>New England</b>	<b>12</b>
2018	New Orleans	12
2018	L.A. Rams	12
2007	New England	14

## 2019 (16/0, 1/0)

- Played in all 16 regular-season contests and finished the season with 81 punts for 3,638 yards (44.9 avg., 41.3 net avg.) with six touchbacks, 36 downed inside the 20-yard line and a long of 65. His 36 punts downed inside the 20-yard line set a new franchise mark and 44.9 avg. and 41.3 net are Patriots rookie records. Ryan Allen (2015) and Lee Johnson (2000) previously held the team record of 31 punts downed inside the opponent 20-yard line.
- Punted five times for 230 yards including a long of 61 yards with two punts inside the 20-yard line and two touchbacks in the AFC Wild Card loss vs. Tennessee (1/4).
- Also utilized as holder on extra points and field goals, while also handling kickoff duties after Stephen Gostkowski landed on injured reserve after Week 4.
- Made his NFL debut and punted three times for a total of 123 yards, including a 53-yard line in the win vs. N.Y. Jets (9/22). His five punts forced the Jets to start drives at their own 12, 10, 8, 8 and 1-yard line. Was named AFC Special Teams Player of the Week for his efforts.
- Punted seven times for a total of 310 yards with five punts being down inside the 20-yard line in the win vs. N.Y. Jets (9/22). His five punts forced the Jets to start drives at their own 12, 10, 8, 8 and 1-yard line. Was named AFC Special Teams Player of the Week for his efforts.

## FRANCHISE RECORD

Jake Bailey finished first in the NFL with 45.6 net yards per punt in 2020, a new single-season team record. The previous record was 41.5 by Zoltan Mesko in 2011. His gross punt average of 48.7 is also a team record, besting the 46.5 gross average by Mesko in 2011. His 45.6 net yards per punt is second all-time in NFL history in a single season to the 46.0 net average by Johnny Hekker in 2016 with the Rams.

- Punted six times for 286 yards with a long of 57, while also handling kickoff duties for the first time in his pro career during the win at Washington (10/6).
- Punted five times for 233 yards and landing three inside the 20-yard line while handling kickoff duties in the loss at Baltimore (11/3). Also made his first career special teams tackle.
- Punted eight times for 381 yards, landing six punts inside the 20-yard line and recording five punts longer than 50 yards at Philadelphia (11/17). His final punt netted 54 yards and landed at the 12-yard line, pinning the Eagles deep in their own territory with no timeouts late in the game. Was named AFC Special Teams Player of the Week for his efforts.
- Punted six times for 263 yards, landing two inside the 20-yard line and setting a new career-long with a 65-yard punt in the third quarter in the win vs. Dallas (11/24).
- Punted four times for 165 yards while handling kickoff duties vs. Kansas City (12/8). Landed his first punt inside the 20-yard line, moving his season total to 32 punts inside the 20 and set a new franchise record.
- Punted four times for 178 yards with a long of 57 yards and three punts inside the 20-yard line, extending his inside-the-20 team record to 36 in the loss vs. Miami (12/29).

## COLLEGE

- Three-time All-Pac-12 honoree – second team (2017, 2018) and honorable mention (2016).
- Two-time Pac-12 All-Academic honorable mention (2017, 2018).
- Finished as Stanford's all-time career leader in punting average (43.81).
- Finished sixth in school history with 185 career punts.
- Finished sixth in school history with 8,105 career punt yards.
- Recorded the longest punt in school history (84 yards) at Cal (12/1/18).
- Totaled 185 punts for 8,105 yards (43.8), 17 touchbacks, 51 fair catches, 76 inside the 20, and 54 of 50+ yards in 52 career games.
- Registered 291 kickoffs for 18,428 yards (63.3) and 173 touchbacks.

## HONORS & AWARDS

**2020:** NFL Pro Bowl, Associated Press All-Pro: First Team, *Pro Football Weekly* All-NFL Team, PFWA All-AFC Team, *Sporting News* All-Pro

**2019:** AFC Special Teams Player of the Week (Wk. 3 & 11)

# PERSONAL

- Played at Santa Fe Christian High School (California) and connected on 12-of-16 field goals – including a 54-yarder – as a senior. Also made 26-of-27 extra points.
- Made three field goals of 50 or more yards and 40 touchbacks on 47 kickoffs as a senior.

- Averaged 44.1 yards/punt as a senior, including 71-yarder.
- Lettered in football, track and field, and soccer and is school record holder in long jump (21-4).
- Full name is Jacob Richard Bailey.
- Majored in science, technology and society (innovation and organization).

# JAKE BAILEY STATISTICS

POS: P HT: 6-2 WT: 205 LBS YEAR: 3<sup>RD</sup> ACQ: D5b-19 (163<sup>RD</sup>) COLLEGE: STANFORD BORN: 6/18/97

## REGULAR SEASON STATISTICS

Year	Team	GP	NO.	YDS	AVG	NET	TB	IN20	LG	BLK	SpT
2019	Patriots	16	81	3,638	44.9	41.3	6	36	65	0	1
2020	Patriots	16	55	2,678	48.7	45.6	5	31	71	0	1
Totals: 2 Years		32	136	6,316	46.4	43.0	11	67	71	0	2

## POSTSEASON DEFENSIVE STATISTICS

Year	Team	GP	NO.	YDS	AVG	NET	TB	IN20	LG	BLK	SpT
2019	Patriots	1	5	230	46.0	38.0	2	2	61	0	0
Totals: 1 Year		1	5	230	46.0	38.0	2	2	61	0	0

# BAILEY'S CAREER GAME-BY-GAME

2019	OPPONENT	NO.	YDS	AVG.	NET	TB	IN20	LG	B	2020	OPPONENT	NO.	YDS	AVG.	NET	TB	IN20	LG	B
09/08	Pittsburgh	3	123	41.0	41.0	0	1	53	0	09/13	Miami	3	119	39.7	40.7	0	3	55	0
09/15	at Miami	3	144	48.0	46.3	0	3	53	0	09/20	at Seattle	2	113	56.5	46.5	0	0	57	0
09/22	N.Y. Jets	7	310	44.3	41.4	1	5	58	0	09/27	Las Vegas	2	95	47.5	47.5	0	1	54	0
09/29	at Buffalo	9	435	48.3	43.0	0	1	63	0	10/05	at Kansas City	3	157	52.3	52.3	0	3	58	0
10/06	at Washington	6	286	47.7	46.2	0	2	57	0	10/18	Denver	3	145	48.3	48.3	0	2	60	0
10/10	N.Y. Giants	3	122	40.7	40.7	0	1	46	0	10/25	San Francisco	2	90	45.0	45.0	0	2	46	0
10/21	at N.Y. Jets	7	261	37.3	35.3	0	4	59	0	11/01	at Buffalo	4	173	43.3	38.3	1	1	64	0
10/27	Cleveland	5	227	45.4	41.0	1	1	55	0	11/09	at N.Y. Jets	1	59	59.0	59.0	0	1	59	0
11/03	at Baltimore	5	233	46.6	45.2	0	3	57	0	11/15	Baltimore	4	173	43.3	43.3	0	2	52	0
11/17	at Philadelphia	8	381	47.6	46.0	0	6	55	0	11/22	at Houston	3	151	50.3	45.7	0	0	59	0
11/24	Dallas	6	263	43.8	33.8	3	2	65	0	11/29	Arizona	3	169	56.3	47.3	1	1	60	0
12/01	at Houston	4	176	44.0	38.0	0	2	59	0	12/06	at L.A. Chargers	4	197	49.3	44.3	1	3	65	0
12/08	Kansas City	4	165	41.3	36.3	0	2	56	0	12/10	at L.A. Rams	6	310	51.7	50.3	0	4	71	0
12/15	at Cincinnati	5	241	48.2	42.4	1	0	65	0	12/20	at Miami	2	93	46.5	46.5	0	1	56	0
12/21	Buffalo	2	93	46.5	38.0	0	0	53	0	12/28	Buffalo	7	362	51.7	48.1	0	4	62	0
12/29	Miami	4	178	44.5	42.8	0	3	57	0	01/03	N.Y. Jets	6	272	45.3	38.7	2	3	65	0
2019 Totals		81	3638	44.9	41.3	6	36	65	0	2020 Totals		55	2678	48.7	45.6	5	31	71	0
01/04	Tennessee	5	230	46.0	38.0	2	2	61	0										
2019 Postseason		5	230	46.0	38.0	2	2	61	0										



# JA'WHAUN BENTLEY

## 8 | LINEBACKER

**HT:** 6-2 | **WT:** 255 | **Born:** 8/24/1996 | **Exp. (NFL/Patriots):** 4/4  
**GP/GS (Playoffs):** 32/17 (1/0) | **Acq:** D5-18 (143rd)  
**College:** Purdue | **Hometown:** Glenarden, Md.

 **SUPER BOWLS:** 18

### **PRONOUNCED** ja-WAHN

### **CAREER TRANSACTIONS**

Ja'Whaun Bentley was drafted by the New England Patriots in the fifth round (143rd overall) of the 2018 NFL Draft.

### **SEASONAL REVIEWS**

#### **2020 (13/13)**

- Elected defensive co-captain by his teammates for the first time.
- Started all 13 games he played in and finished second on the team with a career-high 91 tackles, 1½ sacks and two passes defended. Posted double-digit tackles games in Week 6 vs. Denver (12) and Week 12 vs. Arizona (14). Was inactive due to injury at N.Y. Jets (11/9), vs. Baltimore (11/15) and vs. Buffalo (12/28).
- Totaled 12 tackles and teamed up with Shilique Calhoun to record his first career sack vs. Denver (10/18).
- Totaled five tackles and his first career solo sack at Buffalo (11/1).
- Posted a single-game career-high 14 tackles in the win vs. Arizona (11/29). Combined with DL Akeem Spence on a goal-line tackle on Arizona RB Kenyan Drake to prevent a score as time expired in the first half. Played a key role in limiting the NFL's No. 1 offense to 298 total net yards.
- Racked up nine tackles at L.A. Rams (12/10).
- Started at linebacker and made three tackles at Miami (12/20) before leaving the game due to injury in the first half.
- Returned to action after missing the previous game due to injury and finished with a team-high seven tackles in the season finale win vs. N.Y. Jets (1/3).

#### **2019 (16/2, 1/0)**

- Appeared in all 16 regular-season games with two starts and finished with 39 tackles, one pass defended and five tackles on special teams as part of a defense that finished No. 1 in the NFL in total defense (275.9 yards per game) and scoring (14.1 points allowed per game).
- Contributed as a reserve on defense and special teams and made four defensive tackles in the AFC Wild Card loss vs. Tennessee (1/4).
- Made his first start of the season and finished with three tackles at linebacker and a special teams tackle in the win at Buffalo (9/29).
- Led the team with a season-high eight tackles in the win at Cincinnati (12/15). His second-quarter tackle on fourth-down led to a Nick Folk field goal that tied the game. Also

### **EXTRA POINTS**

- Ja'Whaun Bentley was the first three-time captain in Purdue history.
- Ja'Whaun and his family had been homeless since his freshman year of high school, living with one set of grandparents, then the other, then an aunt. Bentley and his brother slept on couches and floors for periods of time of several years until Ja'Whaun entered the NFL and was able to secure permanent housing for his family.
- Bentley and Boston Celtics guard Carsten Edwards met as student athletes at Purdue in 2016. Bentley was a junior on the football team and Edwards was a freshman on the basketball team. The duo quickly formed a tight bond and have been close friends ever since.

made one special teams tackle in the game.

#### **2018 (3/2, 0/0)**

- Played in the first three games of the season with two starts and posted 13 tackles, one interception, one pass defended and one special teams tackle before being placed on injured reserve on Sept. 26, after suffering an injury at Detroit (9/23).
- Made the start at linebacker in his first career NFL game in the victory vs. Houston (9/9) and combined for seven total tackles.
- Contributed in a reserve role at linebacker and finished with one tackle, while also contributing on special teams with one special teams tackle at Jacksonville (9/16).
- Started at linebacker and finished with five tackles and a pass defended, while also recording his first NFL interception when he picked off QB Matthew Stafford to end the Lions first drive of the third quarter in the game at Detroit (9/23). The turnover led to a touchdown on the Patriots ensuing drive.

### **COLLEGE**

- Played in 38 games over his four-year career at Purdue and registered 272 tackles, one sack, two interceptions, one interception returned for a touchdown, seven passes defended, two forced fumbles and three fumble recoveries.
- Was a three-time team captain at Purdue.
- Appeared in 12 games with 11 starts as a senior and totaled a career-high 97 tackles, one sack, one interception he returned for a touchdown, three passes defended and two forced fumbles.

- Played in nine games as a junior with eight starts and finished fifth on the team with 50 tackles and one pass defended.
- Started the first five games of the season as a sophomore before injuring his knee at practice. Finished fifth on the team with 49 tackles despite missing the final seven games of the season.
- Started all 12 games as a freshman and recorded 76 tackles, one interception returned for 44 yards, one pass defended and three fumble recoveries.

## PERSONAL

- Four-year letter-winner in high school.
- Two-time first team all-metropolitan, all-conference and all-state as a junior and senior.
- Made 113 tackles, 26 tackles for loss, four sacks and one interception returned for a TD as a senior, helping lead his team to the WCAC championship.
- Recorded 116 tackles and six sacks as a junior.
- Played in Offense-Defense 2014 All-American Bowl.
- Recorded 10 sacks and one forced fumble as a freshman.
- Majored in organizational leadership at Purdue.

# JA'WHAUN BENTLEY STATISTICS

POS: LB HT: 6-2 WT: 255 LBS YEAR: 4<sup>TH</sup> ACQ: D5-18 (143<sup>RD</sup>) COLLEGE: PURDUE BORN: 8/24/96

## REGULAR SEASON DEFENSIVE STATISTICS

Year	Team	G/S	TACKLES					INTERCEPTIONS					MISCELLANEOUS				
			TT	UT	A	S	YDS	NO	YDS	AVG	LG	TD	PD	FF	FR	YDS	SPT
2018	Patriots	3/2	13	8	5	0.0	0.0	1	0	0.0	0	0	1	0	0	0	1
2019	Patriots	16/2	39	25	14	0.0	0.0	0	0	0.0	0	0	1	0	0	0	5
2020	Patriots	13/13	91	50	41	1.5	11.0	0	0	0.0	0	0	2	0	0	0	0
<b>Totals – 3 Years</b>		<b>32/17</b>	<b>143</b>	<b>83</b>	<b>60</b>	<b>1.5</b>	<b>11.0</b>	<b>1</b>	<b>0</b>	<b>0.0</b>	<b>0</b>	<b>0</b>	<b>4</b>	<b>0</b>	<b>0</b>	<b>0</b>	<b>6</b>

## POSTSEASON DEFENSIVE STATISTICS

Year	Team	G/S	TACKLES					INTERCEPTIONS					MISCELLANEOUS				
			TT	UT	A	S	YDS	NO	YDS	AVG	LG	TD	PD	FF	FR	YDS	SPT
2018	Patriots	0/0					Injured Reserve										
2019	Patriots	1/0	5	3	2	0.0	0.0	0	0	0.0	0	0	0	0	0	0	0
<b>Totals – 2 Years</b>		<b>1/0</b>	<b>5</b>	<b>3</b>	<b>2</b>	<b>0.0</b>	<b>0.0</b>	<b>0</b>	<b>0</b>	<b>0.0</b>	<b>0</b>	<b>0</b>	<b>0</b>	<b>0</b>	<b>0</b>	<b>0</b>	<b>0</b>

# BENTLEY'S CAREER GAME-BY-GAME

2018	OPPONENT	P/S	TT	UT	A	S	YDS	INT	YDS	PD	FF	FR	SPT
09/09	Houston	S	7	4	3	-	-	-	-	-	-	-	-
09/16	at Jacksonville	p	1	1	0	-	-	-	-	-	-	-	1
09/23	at Detroit	S	5	3	2	-	1	0	1	-	-	-	-
09/30	Miami	Placed on injured reserve (9/26)											
<b>2018 Totals</b>		<b>3/2</b>	<b>13</b>	<b>8</b>	<b>5</b>	<b>0.0</b>	<b>0.0</b>	<b>1</b>	<b>0</b>	<b>1</b>	<b>0</b>	<b>0</b>	<b>1</b>

2019	OPPONENT	P/S	TT	UT	A	S	YDS	INT	YDS	PD	FF	FR	SPT
09/08	Pittsburgh	p	3	2	1	-	-	-	-	-	-	-	-
09/15	at Miami	p	2	2	0	-	-	-	-	-	-	-	-
09/22	N.Y. Jets	p	3	2	1	-	-	-	-	-	-	-	-
09/29	at Buffalo	S	3	3	0	-	-	-	-	-	-	-	1
10/06	at Washington	p	4	4	0	-	-	-	-	-	-	-	-
10/10	N.Y. Giants	p	1	1	0	-	-	-	-	-	-	-	-
10/21	at N.Y. Jets	p	2	0	2	-	-	-	-	-	-	-	-
10/27	Cleveland	p	1	1	0	-	-	-	-	-	-	-	-
11/03	at Baltimore	p	2	1	1	-	-	-	-	-	-	-	-
11/17	at Philadelphia	S	0	0	0	-	-	-	-	-	-	-	1
11/24	Dallas	p	5	2	3	-	-	-	-	-	-	-	-
12/01	at Houston	p	3	2	1	-	-	-	-	-	-	-	1
12/08	Kansas City	p	1	1	0	-	-	-	-	-	-	-	1
12/15	at Cincinnati	p	8	4	4	-	-	-	-	-	-	-	1
12/21	Buffalo	p	0	0	0	-	-	-	-	-	-	-	1

12/29	Miami	p	1	0	1	-	-	-	-	-	-	-	-
<b>2019 Totals</b>		<b>16/2</b>	<b>39</b>	<b>25</b>	<b>14</b>	<b>0.0</b>	<b>0.0</b>	<b>0</b>	<b>0</b>	<b>0</b>	<b>1</b>	<b>0</b>	<b>5</b>
01/04	Tennessee	p	5	3	2	-	-	-	-	-	-	-	-
<b>2019 Postseason</b>		<b>1/0</b>	<b>5</b>	<b>3</b>	<b>2</b>	<b>0.0</b>	<b>0.0</b>	<b>0</b>	<b>0</b>	<b>0</b>	<b>0</b>	<b>0</b>	<b>0</b>

2020	OPPONENT	P/S	TT	UT	A	S	YDS	INT	YDS	PD	FF	FR	SPT
09/13	Miami	S	5	3	2	-	-	-	-	-	-	-	-
09/20	at Seattle	S	5	1	4	-	-	-	-	-	-	-	-
09/27	Las Vegas	S	4	4	0	-	-	-	-	1	-	-	-
10/05	at Kansas City	S	6	3	3	-	-	-	-	1	-	-	-
10/18	Denver	S	12	8	4	0.5	6.0	-	-	-	-	-	-
10/25	San Francisco	S	8	5	3	-	-	-	-	-	-	-	-
11/01	at Buffalo	S	5	4	1	1.0	5.0	-	-	-	-	-	-
11/09	at N.Y. Jets	Inactive											
11/15	Baltimore	Inactive											
11/22	at Houston	S	5	1	4	-	-	-	-	-	-	-	-
11/29	Arizona	S	14	6	8	-	-	-	-	-	-	-	-
12/06	at L.A. Chargers	S	6	5	1	-	-	-	-	-	-	-	-
12/10	at L.A. Rams	S	9	5	4	-	-	-	-	-	-	-	-
12/20	at Miami	S	4	1	3	-	-	-	-	-	-	-	-
12/28	Buffalo	Inactive											
01/03	N.Y. Jets	S	8	4	4	-	-	-	-	-	-	-	-
<b>2020 Totals</b>		<b>13/1391</b>	<b>50</b>	<b>41</b>	<b>1.5</b>	<b>11.0</b>	<b>0</b>	<b>0</b>	<b>2</b>	<b>0</b>	<b>0</b>	<b>0</b>	<b>0</b>



# RASHOD BERRY



## 43 | TIGHT END/DEFENSIVE END

**HT:** 6-4 | **WT:** 255 | **Born:** 10/14/1996 | **Exp. (NFL/Patriots):** 1/2  
**Exp. (NFL/Patriots):** 3/0 (0/0) | **Acq:** FA-20  
**College:** Ohio State | **Hometown:** Lorain, Ohio

### CAREER TRANSACTIONS

Rashod Berry was originally signed by the New England Patriots as a rookie free agent on May 5, 2020 ... Released by New England (9/5/20) ... Signed by New England to the practice squad (9/6/20) ... Elevated to the 53-man roster from the practice squad (10/17/20) ... Reverted to the practice squad (10/19/20) ... Elevated by New England to the 53-man roster from the practice squad (12/5/20) ... Reverted to the New England practice squad (12/7/20) ... Elevated by New England to the 53-man roster from the practice squad (1/2/21) ... Reverted to the practice squad (1/4/20).

### SEASONAL REVIEWS

#### 2020 (3/0)

- Signed by New England as a rookie free agent and began the season on the practice squad.
- Was elevated off the practice squad prior to Week 6 vs Denver (10/18). Played in his first NFL game, seeing action on special teams and limited time on defense.
- Saw time on special teams in a Week 13 win at L.A. Chargers (12/6).
- Was elevated from the practice squad prior to a Week 17 win vs. N.Y. Jets (1/3) and played a limited role on defense, recording one tackle.

### COLLEGE

- Spent five years, including a 2015 red-shirt year, with Ohio State.
- Played in four victories over Michigan and was a part of three consecutive outright Big Ten Conference championship teams.
- Played along the defensive line early in his career and at tight end for three years.
- As a senior, played along the defensive line and at tight end against Maryland and Rutgers.
- Played in 50 games with four starts at tight end over his career and caught 17 passes for 198 yards and four touchdowns.

### PERSONAL

- A two-time Associated Press all-state honoree, including first-team Division I honors in 2014 at Lorain High School (Ohio).
- Helped Lorain High School to a 7-4 record in 2014 and the first state playoff appearance in school history.
- Majored in family resource management at Ohio State.

PLAYERS

## RASHOD BERRY STATISTICS

**POS:** TE/DE **HT:** 6-4 **WT:** 255 LBS **YEAR:** 1<sup>ST</sup> **ACQ:** FA-20 **COLLEGE:** OHIO STATE **BORN:** 10/14/96

### REGULAR SEASON DEFENSIVE STATISTICS

Year	Team	G/S	TACKLES					NO	INTERCEPTIONS					MISCELLANEOUS				
			TT	UT	A	S	YDS		YDS	AVG	LG	TD	PD	FF	FR	YDS	TD	SPT
2020	Patriots	3/0	1	1	0	0.0	0.0	0	0	0.0	0	0	0	0	0	0	0	0
Totals – 1 Year		3/0	1	1	0	0.0	0.0	0	0	0.0	0	0	0	0	0	0	0	0

## BERRY'S CAREER GAME-BY-GAME

2020	OPPONENT	P/S	TT	UT	A	S	YDS	INT	YDS	PD	FF	FR	SPT
09/13	Miami												
09/20	at Seattle												
09/27	Las Vegas												
10/05	at Kansas City	Elevated to 53-man roster from PS (10/17); Reverted (10/19)											
10/18	Denver	p	0	0	0	-	-	-	-	-	-	-	-
10/25	San Francisco												
11/01	at Buffalo												
11/09	at N.Y. Jets												
11/15	Baltimore												
11/22	at Houston												
11/29	Arizona	Elevated to 53-man roster from PS (12/5); Reverted (12/7)											
12/06	at L.A. Chargers	p	0	0	0	-	-	-	-	-	-	-	-
12/10	at L.A. Rams												
12/20	at Miami												
12/28	Buffalo	Signed to 53-man roster from the practice squad (1/2)											
01/03	N.Y. Jets	p	1	1	0	-	-	-	-	-	-	-	-
2020 Totals			3/0	1	1	0	0.0	0.0	0	0	0	0	0



# JUSTIN BETHEL

## 29 | DEFENSIVE BACK

**HT:** 6-0 | **WT:** 200 | **Born:** 6/17/1990 | **Exp. (NFL/Patriots):** 10/3  
**GP/GS (Playoffs):** 142/14 (4/2) | **Acq:** FA-19  
**College:** Presbyterian | **Hometown:** Blythewood, S.C.



**PRO BOWLS:** 13, 14, 15

### CAREER TRANSACTIONS

Justin Bethel was signed by the New England Patriots a free agent on Oct. 23, 2019 ... Originally drafted by Arizona in the sixth round (177th overall) of the 2012 NFL Draft ... Signed by Atlanta as an unrestricted free agent from Arizona (3/24/18) ... Signed by Baltimore as an unrestricted free agent from Atlanta (3/19/19) ... Released by Baltimore (10/21/19).

### CAREER HIGHLIGHTS

- Named to three straight Pro Bowls as a special teamer 2013-15.
- Earned first team All-Pro honors from the Pro Football Writers Association in 2013 and 2015.
- Has four career touchdowns:
  - Blocked field goal return 82 yards for TD vs. Chicago (12/23/12).
  - 21-yard interception return for TD vs. San Francisco (9/27/15).
  - 66-yard interception return for TD at L.A. Rams (1/1/17).
  - 82-yard interception return for TD at Detroit (9/10/17).
- Has blocked five kicks in his nine-year career:
  - 47-yard field goal attempt vs. Detroit (9/15/13)
  - 40-yard field goal attempt vs. Houston (11/10/13)
  - 35-yard field goal attempt at Dallas (11/2/14)
  - PAT block at Minnesota (11/20/16)
  - PAT block vs. San Francisco (10/25/20)
- Registered double-digit special teams tackles in each of his nine NFL seasons.

### SEASONAL REVIEWS

#### 2020 (16/0)

- Played in all 16 games, contributing mainly on special teams and led the team with 14 special teams tackles and one blocked kick. Posted double-digit special teams tackles for the ninth consecutive season.
- Played gunner on punt team that allowed a total of 71 punt return yards on 12 returns, the fewest punt return yards allowed by the Patriots in team history and the sixth-fewest punt return yards allowed in a season in NFL history. The 12 punt returns allowed were second in NFL history and team history to the 11 by New England in 2008.
- Played on special teams and made one special teams tackle in the win vs. Las Vegas (9/27) that pinned the Raiders deep in their own territory, which led to a strip-sack touchdown for the Patriots defense.
- Played a special teams role vs. San Francisco (10/25) and blocked a Robbie Gould extra-point attempt in the second

### HONORS AND AWARDS

**2015:** Pro Bowl, PFWA All-NFL Team

**2014:** Pro Bowl, NFC Special Teams Player of the Week (Wk. 9), NFC Special Teams Player of the Month (December)

**2013:** Pro Bowl, PFWA All-NFL Team

quarter. The ball deflected off Bethel's hand and hit the left upright, resulting in an unsuccessful try.

- Made two special teams tackles at N.Y. Jets (11/9), including one that pinned the Jets at their own 18-yard line on a kickoff.
- Played a vital role on special teams in the win at the L.A. Chargers (12/6). Posted up three special teams tackles, all on kickoffs. Also made a key block in Gunner Olszewski's 70-yard punt return touchdown in the second quarter.
- Made two special teams tackles on punts at the L.A. Rams (12/10), reaching double-digit special teams tackles for the ninth consecutive season.
- Posted two special teams tackles at Miami (12/20). His kickoff tackle on Noah Igbinoghene in the third quarter pinned the Dolphins at their own 11-yard line.

#### 2019 (9/0, 1/0 – NEW ENGLAND)

- Signed by the New England Patriots as a free agent on Oct. 23.
- Played in nine regular-season games as a special teams contributor and posted five tackles and two fumble recoveries on muffed punts.
- Appeared as a reserve in the Wild Card Playoff vs. Tennessee (1/4). Did not accrue any statistics.
- Finished with one special teams tackle and recovered a muffed punt in the second quarter to set the Patriots offense up at the 20-yard line in the loss at Baltimore (11/3). His recovery led to a Patriots touchdown on the ensuing drive.
- Made one special teams tackle and recovered a fumble from a muffed punt, setting the Patriots offense up in Bengals territory and led to a field goal in the win at Cincinnati (12/15).

#### 2019 (7/0 – BALTIMORE)

- Saw action in seven games as a reserve for Baltimore as a core special teams player. Recorded five special teams tackles.

#### 2018 (14/0 – ATLANTA)

- Played in 14 games with the Falcons as a core special teamer. Made 12 special teams tackles on the season.



- Was inactive vs. Cincinnati (9/30) and at Pittsburgh (10/7).
- Notched a season-high three special teams tackles vs. Carolina (9/16).

## 2017 (16/6 – ARIZONA)

- Played in all 16 games with six starts for Arizona, making 30 defensive tackles and 10 special teams tackles on the season. Also intercepted one pass he returned for a touchdown and defended four passes.
- Recorded his only interception of the season and returned it for a career-long 82-yard touchdown at Detroit (9/10). Added four tackles in the game.
- Started and made a season-high six tackles on defense, defended one pass and made one special teams tackle at Indianapolis (9/17).
- Matched a season-high with six tackles in a start at Philadelphia (10/17).

## 2016 (16/3 – ARIZONA)

- Played in all 16 games with three starts and recorded 26 tackles on defense, one forced fumble, one fumble recovery, one interception returned for a touchdown, six passes defended and with 13 special teams tackles.
- Brought back his only interception on the season for a 66-yard touchdown at L.A. Rams (1/1). Also made a season-high six tackles on defense, recovered a fumble and made one special teams tackle.

## 2015 (16/5, 2/2 – ARIZONA)

- Played in all 16 regular-season games with five starts and recorded a career-best 33 tackles on defense, two forced fumbles, one fumble recovery, two interceptions, nine passes defended and 12 special teams tackles.
- Started both playoff contests and accrued 10 tackles and two passes defended.
- Named to his third consecutive Pro Bowl as a special teamer.
- Voted to the All-NFL Team by the Pro Football Writers as a special teamer.
- Scored on his first career interception, returning the pick for a touchdown on a 21-yard return vs. San Francisco (9/27). Also forced a fumble.
- Grabbed his second interception of the season and added seven tackles on defense and one special teams tackle vs. Green Bay (12/27).
- Started and made six tackles on defense in the NFC Divisional Round playoff victory vs. Green Bay (1/16).
- Started and made four tackles on defense in the NFC Championship loss at Carolina (1/24).

## 2014 (16/0, 1/0 – ARIZONA)

- Played in all 16 games and recorded seven tackles on defense, one forced fumble, one fumble recovery and 16 special teams tackles.
- Appeared as a reserve in the Wild Card Playoff loss at Carolina (1/3) and made one tackle and recovered a fumble.

- Named to his second consecutive Pro Bowl for his efforts on special teams.
- Voted NFC Special Teams Player of the Month for December after posting eight special teams tackles, one forced fumble and one blocked field goal.
- Voted NFC Special Teams Player of the Week in Week 9 after blocking K Dan Bailey's field goal attempt on the final play of the first half at Dallas (11/2).
- Recorded a career-high four special teams tackles at St. Louis Rams (12/11).

## 2013 (16/0 – ARIZONA)

- Played in all 16 games and recorded a career-high 21 special teams tackles. Also recovered one fumble and blocked two field goals.
- Named to his first career Pro Bowl as a special teamer.
- Voted to the All-NFL Team by the Pro Football Writers Association as a special teamer.
- Registered his first career blocked kick on a 47-yard field goal attempt vs. Detroit (9/15). Also made one special teams tackle.
- Recorded his second blocked field goal of the season on a 40-yard attempt vs. Houston (11/10).

## 2012 (16/0 – ARIZONA)

- Appeared in all 16 games as a reserve and recorded 12 special teams tackles as a rookie.
- Recorded his first NFL tackle on defense at Seattle (12/9).
- Scored his first career NFL touchdown when he returned a blocked field goal 82 yards vs. Chicago (12/23).

## COLLEGE

- Started 43-of-44 games at Presbyterian and was a three-time All-Big South selection. Recorded 279 tackles, seven interceptions, 16 passes defended, 2½ sacks, four forced fumbles and one fumble recovery. Also scored three touchdowns, returning an interception and two blocked punts for scores.
- Earned the three All-Conference accolades and a Defensive Player-of-the-Year award for his performance as a senior. Became the all-time leader in the Big South in blocked kicks this season as well as the all-time leader in career solo blocks.
- Big South Second-Team Defensive All-Conference as a junior in 2010. Started 10 games, missing one with an injury and recorded a team-best 47 unassisted tackles
- Started all 11 games as a sophomore and earned second-team all-conference accolades. Recorded a team-best 79 tackles.
- Saw action in 12 games and totaled 54 tackles as a freshman.

## PERSONAL

- Attended South Blythewood (South Carolina) High School.
- Majored in business administration at Presbyterian.

# JUSTIN BETHEL STATISTICS

POS: DB HT: 6-0 WT: 200 LBS YEAR: 10<sup>TH</sup> ACQ: FA-19 COLLEGE: PRESBYTERIAN BORN: 6/17/90

## REGULAR SEASON DEFENSIVE STATISTICS

			TACKLES						INTERCEPTIONS						MISCELLANEOUS						
Year	Team	G/S	TT	UT	A	S	YDS	NO	YDS	AVG	LG	TD	PD	FF	FR	YDS	TD	SPT			
2012	Cardinals	16/0	1	1	0	0.0	0.0	0	0	0.0	0	0	0	0	0	0	0	12			
2013	Cardinals	16/0	0	0	0	0.0	0.0	0	0	0.0	0	0	0	0	1	-3	0	21			
2014	Cardinals	16/0	7	7	0	0.0	0.0	0	0	0.0	0	0	0	1	1	0	0	16			
2015	Cardinals	16/5	33	31	2	0.0	0.0	2	21	10.5	21t	1	9	2	1	0	0	12			
2016	Cardinals	16/3	26	25	1	0.0	0.0	1	66	66.0	66t	1	6	1	1	0	0	13			
2017	Cardinals	16/6	30	20	10	0.0	0.0	1	82	82.0	82t	1	4	0	0	0	0	10			
2018	Falcons	14/0	0	0	0	0.0	0.0	0	0	0.0	0	0	0	0	0	0	0	13			
2019	Ravens	7/0	1	1	0	0.0	0.0	0	0	0.0	0	0	0	0	1	0	0	5			
2019	Patriots	9/0	0	0	0	0.0	0.0	0	0	0.0	0	0	0	0	2	0	0	5			
2020	Patriots	16/0	0	0	0	0.0	0.0	0	0	0.0	0	0	0	0	0	0	0	14			
Totals – 9 Years		142/14	98	85	13	0.0	0.0	4	169	42.3	82t	3	19	4	7	0	0	121			

**Additional Statistics:** 5 Blocked Kicks - 47-yd FG ATT vs. DET (9/15/13), 40-yd FG ATT vs. HOU (11/10/13), 35-yd FG ATT at DAL (11/2/14), PAT block at MIN (11/20/16); 1 Blocked FG return 82 yds for TD vs. CHI (12/23/12), PAT Block vs SF (10/25/20).

## POSTSEASON DEFENSIVE STATISTICS

			TACKLES						INTERCEPTIONS						MISCELLANEOUS				
Year	Team	G/S	TT	UT	A	S	YDS	NO	YDS	AVG	LG	TD	PD	FF	FR	YDS	TD	SPT	
2014	Cardinals	1/0	1	1	0	0.0	0.0	0	0	0.0	0	0	0	0	1	0	0	0	
2015	Cardinals	2/2	10	10	0	0.0	0.0	0	0	0.0	0	0	2	0	0	0	0	0	
2019	Patriots	1/0	0	0	0	0.0	0.0	0	0	0.0	0	0	0	0	0	0	0	0	
Totals – 3 Years		4/2	11	11	0	0.0	0.0	0	0	0.0	0	0	2	0	1	0	0	0	





# BRANDON BOLDEN



## 25 | RUNNING BACK

**HT:** 5-11 | **WT:** 220 | **Born:** 1/26/1990 | **Exp. (NFL/Patriots):** 9/8

**GP/GS (Playoffs):** 114/8 (16/2) | **Acq:** UFA (MIA)-19

**College:** Mississippi | **Hometown:** Baton Rouge, La.

**SUPER BOWLS:** 14, 16

### CAREER TRANSACTIONS

Brandon Bolden was signed by the New England Patriots as an unrestricted free agent from Miami on March 14, 2019 ...Originally signed by New England as a rookie free agent (5/10/12) ... Re-signed by the New England Patriots as an unrestricted free agent on (4/5/17) ... Released by New England (9/2/17) ... Signed by New England as a free agent (9/4/17) ... Released by New England (9/1/18) ... Signed by Miami as a free agent (9/5/18).

### CAREER HIGHLIGHTS

- 2019 marked Bolden's seventh season with the Patriots. Bolden joined Lonie Paxton (9), Stephen Neal (8), Mike Wright (7) and Ryan Wendell (7) as the only players to play seven-plus seasons under Bill Belichick after originally entering the NFL as a rookie free agent.

### SEASONAL REVIEWS

#### 2020 (0/0)

- Exercised his Reserve/Opt-Out decision and did not play in 2020.

#### 2019 (15/2, 1/0)

- Played in 15 regular-season games with two starts at running back and totaled 15 rushing attempts for 68 yards and three touchdowns. Also caught nine passes for 111 yards and one score. His four touchdowns set a new career high. Key contributor on special teams, returned 23 kickoffs for 515 yards, marking the first time in his career he was utilized as a kick returner. Also posted eight special teams tackles and blocked one punt that was returned for a touchdown.
- Appeared as a reserve in the Wild Card Playoff vs. Tennessee (1/4). Did not accrue any statistics.
- Was inactive for the victory at Miami (9/15) due to injury.
- Contributed on special teams with one tackle while also handling kickoff return duties for the first time in his career, totaling 35 return yards on two kickoff returns in the win vs. Pittsburgh (9/8).
- Scored his first rushing touchdown with the Patriots since 2014 on a 4-yard score in the first quarter, his lone carry of the day, during the win at Buffalo (9/29). Also added a special teams tackle and returned two kicks for 43 yards.
- Scored for the second week in a row when he hauled in a 29-yard touchdown reception, while also rushing five times for 13 yards in the victory at Washington (10/6).
- Scored a touchdown for the third straight week when he scored on a 1-yard run in the second quarter of the win vs. N.Y. Giants (10/10), tying his career high for touchdowns in a season. Finished with three carries for 23 yards and

### EXTRA POINTS

- Bolden's grandfather, Frank Pitts, played 10 seasons in the NFL as a receiver for the Chiefs, Browns and Raiders. He was with Kansas City for two Super Bowls, losing Super Bowl I and winning Super Bowl IV. Bolden, quite proudly, has become familiar with these two games by watching with his grandfather.

"I remember being six years old, him popping in a highlight film of Super Bowl I and IV. I've seen that tape at least 500 times," Bolden said. "He's great, been pretty much my role model since forever. He'll call me at the end of the game and tell me everything I did wrong. He's my toughest critic, and I think that rubbed off on me."

two receptions for 22 yards, while also returning a kickoff 28 yards. Was also credited with a blocked punt that was recovered by DL Chase Winovich for a touchdown.

- Carried the ball once on offense, scoring on a 10-yard touchdown rush in the loss vs. Kansas City (12/8). The touchdown run gave Bolden four total touchdowns (three rushing, one receiving) on the season and set a new career-high. Bolden also matched his career-high from 2013 with his third rushing touchdown on the season. Also returned four kicks for 76 yards.

#### 2018 (16/0 – MIAMI)

- Went to training camp with New England and was released prior to the start of the regular season. Joined the Dolphins on Sept. 5 and appeared in all 16 games. Produced eight rushing attempts for 91 yards and two touchdowns and caught three passes for 13 yards and one score. Contributed heavily on special teams, making six tackles and blocked one punt at Green Bay (11/11).
- Had his most productive offensive game for the Dolphins in a win vs. New England (12/9), two rushing attempts for 60 yards and two touchdowns, including a 54-yard touchdown scamper in the second quarter.
- Caught one pass for a 4-yard touchdown vs. Jacksonville (12/23).

#### 2017 (16/0, 3/0)

- Played in all 16 regular-season games as a reserve, contributing mainly on special teams. Totaled 13 rushing attempts for 67 yards (5.2 avg.) and caught one pass for 7 yards. Tied for second on the team with a career-high eight special teams tackles.
- Appeared in all three postseason contests as a reserve and registered four rushing attempts for 27 yards (6.8 avg.) and his first career playoff touchdown.

## BETTER THAN AVERAGE

Brandon Bolden finished with 16 carries for 137 yards and an 8.6-yard average at Buffalo (9/30/12). He also had runs of 20 and 27 yards. His 8.6-yard average is tied for the third highest ever in a single game for the Patriots among running backs with at least 15 rushing attempts.

### HIGHEST RUSHING AVERAGE/SINGLE GAME

(Minimum 15 Attempts)

Curtis Martin	9.6 (17-164 vs. Washington, Oct. 13, 1996)
Tony Collins	9.2 (23-212 vs. N.Y. Jets, Sept. 18, 1983)
<b>Brandon Bolden</b>	<b>8.6 (16-137 at Buffalo, Sept. 30, 2012)</b>
Sammy Morris	8.6 (16-138 vs. Denver, Oct. 20, 2008)
Jim Nance	8.6 (17-146 at Houston, Dec. 11, 1966)
Stevan Ridley	8.5 (15-127 at St. Louis, Oct. 28, 2012)

- Contributed on special teams, tying for the team-lead in special teams tackles with two in the victory vs. Houston (9/24).
- Saw limited snaps on offense but carried the ball four times for 27 yards, including his first-career postseason touchdown on a 2-yard run in the third quarter of the Divisional Playoff win vs. Tennessee (1/13). Also contributed on special teams units.

## 2016 (14/0, 2/0)

- Played in 14 regular-season games, mainly on special teams, and totaled four tackles and one forced fumble on special teams. Rushed once for 4 yards and caught two passes for 15 yards on offense.
- Appeared as a reserve in all three playoff games and made one tackle on special teams and assisted on another.
- Was inactive due to injury at Cleveland (10/9) and vs. Cincinnati (10/16).
- Played mostly on special teams and rushed one time for 4 yards in the win at Arizona (9/11).
- Forced a fumble on a first quarter kickoff that was recovered by Duron Harmon at the 22-yard line, marking his third career forced fumble on a kickoff. The forced fumble helped set up a touchdown run by Jacoby Brissett in the win vs. Houston (9/22).
- Saw time on special teams and at running back where he caught two passes for 15 yards vs. Buffalo (10/2).

## SINGLE-GAME CAREER HIGHS

### REGULAR SEASON:

<b>Rushing Attempts:</b>	16	at Buffalo (9/30/12)
<b>Rushing Yards:</b>	137	at Buffalo (9/30/12)
<b>Rushing TDs:</b>	2	vs. New England (12/9/18)
<b>Long:</b>	54t	vs. New England (12/9/18)
<b>Receptions:</b>	6	at Cincinnati (10/6/13)
<b>Receiving Yards:</b>	84	at Denver (11/29/15)
<b>Receiving TDs:</b>	1	Four Times. Most Recent: at Washington (10/6/19)
<b>Long:</b>	63t	at Denver (11/29/15)

## HONORS & AWARDS

**2012:** FedEx Ground Player of the Week (Wk. 4)

- Recorded one special teams tackle in the Super Bowl LI win vs. Atlanta (2/5) that pinned the Falcons at their own 11-yard line with 57 seconds left in regulation.

## 2015 (15/2, 2/1)

- Played in 15 regular-season games with two starts, posting 63 rushing attempts for 207 yards (3.3 avg.) and compiling 19 receptions for 180 yards (9.5 avg.) and the first two receiving touchdowns of his career.
- Also contributed as a core member of the special teams units, where he made one tackle.
- Appeared in both playoff games with one start and rushed for 12 yards on five carries (2.4 avg.). Also caught three passes for 26 yards (8.7 avg.).
- Was inactive for one game due to injury vs. N.Y. Jets (10/25).
- Contributed on special teams in the win at Indianapolis (10/18). Assisted in the tackle on a Colts fake punt attempt, earning credit for his first career defensive tackle.
- Saw increased playing time after an injury to Dion Lewis in the third quarter vs. Washington (11/8). Rushed once for 12 yards and caught three passes for 27 yards, including an 18-yard score that marked the first touchdown reception of his career.
- Rushed four times for 11 yards and caught four passes for 84 yards at Denver (11/29), including a 63-yard touchdown in the fourth quarter that marks the longest reception of his career.
- Rushed 16 yards for 51 yards at Houston (12/13) after an injury to LeGarrette Blount in the second quarter increased his workload.
- Made his first start of the season at running back in the win vs. Tennessee (12/20), rushing 10 times for 35 yards and catching two passes for 18 yards.
- Made his second career postseason start at running back and made two special teams tackles in the playoff victory vs. Kansas City (1/16).

## 2014 (16/2, 3/1)

- Played in all 16 regular-season games with two starts and rushed 28 times for 89 yards (3.2 avg.) and one touchdown. Also caught two passes for 8 yards (4.0 avg.).
- Was a strong contributor on special teams, compiling six tackles, one blocked punt and one forced fumble on a kickoff - both leading to Patriots touchdowns.
- Appeared in all three playoff games with one start and rushed three times for 7 yards. Also caught one pass for 11

## DANGEROUS DUO

Bolden (137) and former Patriots RB Stevan Ridley (106) both rushed for over 100 yards in a 2012 game at Buffalo (9/30). It was the first time the Patriots had two 100-yard rushers in the same game since Nov. 23, 1980, at Baltimore Colts, when Don Calhoun (106) and Vagas Ferguson (100) each rushed for 100 yards.

## SPECIAL TEAMS ASSASSIN

Bolden has been a heavy special teams contributor throughout his eight-year career. Entering the 2021 season, he has blocked three punts, with the ensuing possessions resulting in two touchdowns and a field goal.

### BRANDON BOLDEN CAREER BLOCKED PUNTS

TEAM	DATE	OPPONENT	RESULT
New England	12/7/14	at San Diego	Touchdown
Miami	11/11/18	at Green Bay	Field Goal
New England	10/10/19	vs. N.Y. Giants	TD Recovery

yards and made one special teams tackle.

- Played on special teams and was a reserve at running back in the win vs. Cincinnati (10/5), finishing with one rush for 3 yards and two special teams tackles. Forced a fumble on a kickoff that Kyle Arrington returned 9 yards for a touchdown.
- Made his first start of the season and the third start of his career at Green Bay (11/30), finishing with three carries for 17 yards and scoring on a 6-yard touchdown run.
- Blocked his first NFL punt in the win at San Diego (12/7) that led to a Patriots touchdown. It was the Patriots first blocked punt since 2010.
- Made his first career postseason start in the AFC Divisional win vs. Baltimore (1/10), carrying three times for seven yards, catching one pass for 11 yards and posting one special teams tackle.

## 2013 (12/2, 2/0)

- Played in 12 regular-season games with two starts and compiled 271 yards on 55 carries and three touchdowns. Also caught 21 passes for 152 yards.
- Appeared as a reserve in both playoff games.
- Was inactive for four games - the first two contests of the year and at Carolina (11/18) due to injury and was a healthy scratch vs. Cleveland (12/8).
- Made his season debut and first career start vs. Tampa Bay (9/22) and compiled 100 total yards on offense. Rushed three times for 51 yards, including a career-long 46-yard gain and caught five passes for 49 yards.
- Started and rushed eight times for 36 yards at N.Y. Jets (10/20) and his first touchdown of the season. Also caught one pass for 7 yards.
- Compiled 22 yards on eight rushes and a third-quarter touchdown vs. Miami (10/27). Also caught two passes for 7 yards.
- Led the team with 13 rushes for 58 yards and recorded a touchdown vs. Denver (11/24). Also caught one pass for 11 yards.

## 2012 (10/0, 2/0)

- Played in 10 regular-season games and missed four games due to an NFL suspension. Finished with 56 carries for 274 yards (4.9 avg.) and two touchdowns.
- Appeared as a reserve in both playoff contests.
- Was inactive due to injury at St. Louis (10/28) and vs. NY Jets (10/21).
- Compiled 137 yards on 16 carries (8.6 avg.) and a touchdown for the first 100-yard rushing game of his career at Buffalo (9/30). Bolden and Stevan Ridley (106 yards) became the first Patriots running back duo to eclipse 100 yards rushing in the same game since Nov. 23, 1980, at the Baltimore Colts, when Don Calhoun (106) and Vagas Ferguson (100) each went over 100 yards rushing. Also caught one pass for 11 yards. Earned FedEx NFL Ground Player of the Week for his efforts. His 8.6 yard-per-carry average is tied for the third-highest ever in a single game for the Patriots among running backs with at least 15 rushing attempts.
- Gained 54 yards on 14 carries (3.9 avg) vs. Denver (10/7) as part of a rushing attack that eclipsed 200 yards in back-to-back games for the first time since 1978.
- Rushed for 4 yards on two carries (2.0 avg.) including his first NFL touchdown at Baltimore (9/23).
- Made his NFL debut and rushed for 11 yards on five carries (2.2 avg.) in the season-opening win at Tennessee (9/9).

## COLLEGE

- Finished career at Mississippi ranked second in school history in total touchdowns (33) and rushing touchdowns (27), third in all-purpose yards (3,681) and fourth in rushing yards (2,604).
- Played in 10 games with four starts as a senior in 2011, totaling 96 carries for 462 yards (4.8 avg.) and four touchdowns while serving as team captain.
- Earned Associated Press All-SEC Honorable Mention honors as a junior after playing in all 12 games with 11 starts and tying the school's single-season record for total touchdowns (17) and rushing touchdowns (14) and finishing fifth in the SEC in rushing (81.3 ypg).
- Appeared in all 13 games with eight starts as a sophomore, registering 129 carries for 614 yards (4.8 avg.) and four touchdowns and 20 receptions for 209 yards (10.5 avg.) and one touchdown.
- Played in all 13 games as a freshman, amassing 542 rushing yards, five rushing touchdowns and one receiving touchdown.

## PERSONAL

- Bolden's grandfather, Frank Pitts, played 10 years in the NFL, as a receiver for the Chiefs, Browns and Raiders. He was with Kansas City for two Super Bowls, losing Super Bowl I and winning Super Bowl IV.
- Brandon and his wife, Arianna, have a son, Brycen, and two daughters, Axelle and Aviana.

# BRANDON BOLDEN STATISTICS

POS: RB HT: 5-11 WT: 220 LBS YEAR: 9<sup>TH</sup> ACQ: UFA (MIA)-19 COLLEGE: MISSISSIPPI BORN: 1/26/90

## REGULAR SEASON OFFENSIVE STATISTICS

Year	Team	G/S	RUSHING					RECEIVING					KICK RETURNS				
			NO	YDS	AVG	LG	TD	NO	YDS	AVG	LG	TD	NO	YDS	AVG	LG	TD
2012	Patriots	10/0	56	274	4.9	27	2	2	11	5.5	11	0	0	0	0.0	0	0
2013	Patriots	12/2	55	271	4.9	46	3	21	152	7.2	18	0	0	0	0.0	0	0
2014	Patriots	16/2	28	89	3.2	17	1	2	8	4.0	4	0	0	0	0.0	0	0
2015	Patriots	15/2	63	207	3.3	14	0	19	180	9.5	63t	2	0	0	0.0	0	0
2016	Patriots	14/0	1	4	4.0	4	0	2	15	7.5	13	0	0	0	0.0	0	0
2017	Patriots	16/0	13	67	5.2	20	0	1	7	7.0	7	0	0	0	0.0	0	0
2018	Dolphins	16/0	8	91	11.4	54t	2	3	13	4.3	9	1	0	0	0.0	0	0
2019	Patriots	15/2	15	68	4.5	21	3	9	111	12.3	29	1	23	515	22.4	38	0
2020	Patriots	0/0	Reserve/Opt-Out														
<b>Totals – 8 Years</b>		<b>114/8</b>	<b>239</b>	<b>1,071</b>	<b>4.5</b>	<b>54t</b>	<b>11</b>	<b>59</b>	<b>497</b>	<b>8.4</b>	<b>63t</b>	<b>4</b>	<b>23</b>	<b>515</b>	<b>22.4</b>	<b>38</b>	<b>0</b>

**Additional Statistics:** 1 Defensive Tackle (at IND 11/18/15); Special Teams Tackles (42): 2012 (6), 2013 (3), 2014 (6), 2015 (1), 2016 (4), 2017 (8), 2018 (6), 2019 (8); 4 Forced Fumbles on a Kickoff (vs. CIN 10/5/14), (at NYG 1/16/15), (vs. HOU 9/23/16), (at PHI 11/17/19); 3 Blocked Punts (at SD 12/7/14), (at GB 11/11/18), (vs. NYG 10/10/19); 1 Forced Fumble (at NYG 11/15/15).

## POSTSEASON OFFENSIVE STATISTICS

Year	Team	G/S	RUSHING					RECEIVING					KICK RETURNS				
			NO	YDS	AVG	LG	TD	NO	YDS	AVG	LG	TD	NO	YDS	AVG	LG	TD
2012	Patriots	2/0	0	0	0.0	0	0	0	0	0.0	0	0	0	0	0.0	0	0
2013	Patriots	2/0	0	0	0.0	0	0	0	0	0.0	0	0	0	0	0.0	0	0
2014	Patriots	3/1	3	7	2.3	4	0	1	11	11.0	11	0	0	0	0.0	0	0
2015	Patriots	2/1	5	12	2.4	4	0	3	26	8.7	20	0	0	0	0.0	0	0
2016	Patriots	3/0	0	0	0.0	0	0	0	0	0.0	0	0	0	0	0.0	0	0
2017	Patriots	3/0	4	27	6.8	20	1	0	0	0.0	0	0	0	0	0.0	0	0
2019	Patriots	1/0	0	0	0.0	0	0	0	0	0.0	0	0	0	0	0.0	0	0
<b>Totals – 7 Years</b>		<b>16/2</b>	<b>12</b>	<b>46</b>	<b>3.8</b>	<b>20</b>	<b>1</b>	<b>4</b>	<b>37</b>	<b>9.3</b>	<b>20</b>	<b>0</b>	<b>0</b>	<b>0</b>	<b>0.0</b>	<b>0</b>	<b>0</b>

**Additional Statistics:** Special Teams Tackles (6): 2014 (1), 2015 (2), 2016 (2).

# BOLDEN'S CAREER GAME-BY-GAME

2012	OPPONENT	P/S	RUSHING					RECEIVING					2013	OPPONENT	P/S	RUSHING					RECEIVING						
			NO	YDS	AVG	LG	TD	NO	YDS	AVG	LG	TD				NO	YDS	AVG	LG	TD	NO	YDS	AVG	LG	TD		
09/09	at Tennessee	p	5	11	2.2	9	0	-	-	-	-	-	09/08	at Buffalo		Inactive											
09/16	Arizona	p	-	-	-	-	-	-	-	-	-	-	09/12	N.Y. Jets		Inactive											
09/23	at Baltimore	p	2	4	2.0	2t	1	-	-	-	-	-	09/22	Tampa Bay	S	3	51	17.0	46	0	5	49	9.8	17	0		
09/30	at Buffalo	p	16	137	8.6	27	1	1	11	11.0	11	0	09/29	at Atlanta	p	6	17	2.8	8	0	1	-5	-0.5	-5	0		
10/07	Denver	p	14	54	3.9	24	0	1	0	0.0	0	0	10/06	at Cincinnati	p	5	24	4.8	12	0	6	40	6.7	14	0		
10/14	at Seattle	p	6	28	4.7	13	0	-	-	-	-	-	10/13	New Orleans	p	5	19	3.8	12	0	2	9	4.5	5	0		
10/21	N.Y. Jets		Inactive										10/20	at N.Y. Jets	S	8	36	4.5	9	1	1	7	7.0	7	0		
10/28	at St. Louis		Inactive										10/27	Miami	p	8	22	2.8	8	1	2	7	3.5	5	0		
11/11	Buffalo		Did Not Play										11/03	Pittsburgh	p	3	36	12.0	14	0	-	-	-	-	-		
11/18	Indianapolis		Did Not Play										11/18	at Carolina	p		Inactive										
11/22	at N.Y. Jets		Did Not Play										11/24	Denver	p	13	58	4.5	33	1	1	11	11.0	11	0		
12/02	at Miami		Did Not Play										12/01	at Houston	p	3	2	0.7	1	0	1	18	18.0	18	0		
12/10	Houston	p	2	11	5.5	6	0	-	-	-	-	-	12/08	Cleveland		Inactive											
12/16	San Francisco	p	-	-	-	-	-	-	-	-	-	-	12/15	at Miami	p	-	-	-	-	-	-	-	-	-	-		
12/23	at Jacksonville	p	5	3	0.6	4	0	-	-	-	-	-	12/22	at Baltimore	p	1	6	6.0	6	0	2	16	8.0	12	0		
12/30	Miami	p	6	26	4.3	24	0	-	-	-	-	-	12/29	Buffalo	p	-	-	-	-	-	-	-	-	-	-		
2012 Totals			10/0	56	274	4.9	27	2	2	11	5.5	11	0	2013 Totals			12/2	55	271	4.9	46	3	21	152	7.2	18	0
01/13	Houston	p	-	-	-	-	-	-	-	-	-	-	01/11	Indianapolis	p	-	-	-	-	-	-	-	-	-	-		
01/20	Baltimore	p	-	-	-	-	-	-	-	-	-	-	01/19	at Denver	p	-	-	-	-	-	-	-	-	-	-		
2012 Postseason		2/0	0	0	0.0	0	0	0	0	0.0	0	0	2013 Postseason		2/0	0	0	0.0	0	0	0	0	0	0.0	0		



# BOLDEN'S CAREER GAME-BY-GAME (CONT.)

PLAYERS

		RUSHING							RECEIVING						
2014	OPPONENT	P/S	NO	YDS	AVG	LG	TD	NO	YDS	AVG	LG	TD			
09/07	at Miami	p	2	8	4.0	7	0	1	4	4.0	4	0			
09/14	at Minnesota	p	4	0	0.0	2	0	-	-	-	-	-			
09/21	Oakland	p	2	4	2.0	3	0	-	-	-	-	-			
09/29	at Kansas City	p	-	-	-	-	-	-	-	-	-	-			
10/05	Cincinnati	p	1	3	3.0	3	0	-	-	-	-	-			
10/12	at Buffalo	p	6	10	1.7	8	0	-	-	-	-	-			
10/16	N.Y. Jets	p	-	-	-	-	-	1	4	4.0	4	0			
10/26	Chicago	p	-	-	-	-	-	-	-	-	-	-			
11/02	Denver	p	-	-	-	-	-	-	-	-	-	-			
11/16	at Indianapolis	p	-	-	-	-	-	-	-	-	-	-			
11/23	Detroit	p	-	-	-	-	-	-	-	-	-	-			
11/30	at Green Bay	S	3	17	5.7	12	1	-	-	-	-	-			
12/07	at San Diego	p	-	-	-	-	-	-	-	-	-	-			
12/14	Miami	p	-	-	-	-	-	-	-	-	-	-			
12/21	at N.Y. Jets	p	5	32	6.4	17	0	-	-	-	-	-			
12/28	Buffalo	S	5	15	3.0	7	0	-	-	-	-	-			
2014 Totals			16/2	28	89	3.2	17	1	2	8	4.0	4	0		
01/10	Baltimore	S	3	7	2.3	4	0	1	11	11.0	11	0			
01/18	Indianapolis	p	-	-	-	-	-	-	-	-	-	-			
02/01	Seattle	p	-	-	-	-	-	-	-	-	-	-			
2014 Postseason			3/1	3	7	2.3	4	0	1	11	11.0	11	0		

2015	OPPONENT	P/S	RUSHING						RECEIVING					
			NO	YDS	AVG	LG	TD	NO	YDS	AVG	LG	TD		
09/10	Pittsburgh	p	5	1	0.2	3	0	1	12	12.0	12	0		
09/20	at Buffalo	p	1	1	1.0	1	0	1	2	2.0	2	0		
09/27	Jacksonville	p	-	-	-	-	-	-	-	-	-	-		
10/11	at Dallas	p	-	-	-	-	-	-	-	-	-	-		
10/18	at Indianapolis	p	-	-	-	-	-	-	-	-	-	-		
10/25	N.Y. Jets	Inactive												
10/29	Miami	p	-	-	-	-	-	-	-	-	-	-		
11/08	Washington	p	1	12	12.0	12	0	3	27	9.0	18t	1		
11/15	at N.Y. Giants	p	1	-3	-3.0	-3	0	-	-	-	-	-		
11/23	Buffalo	p	4	15	3.8	7	0	-	-	-	-	-		
11/29	at Denver	p	4	11	2.8	9	0	4	84	21.0	63t	1		
12/06	Philadelphia	p	3	22	7.3	14	0	1	2	2.0	2	0		
12/13	at Houston	p	16	51	3.2	12	0	-	-	-	-	-		
12/20	Tennessee	S	10	36	3.6	10	0	2	18	9.0	12	0		
12/27	at N.Y. Jets	S	9	30	3.3	13	0	5	30	6.0	14	0		
01/03	at Miami	p	9	31	3.4	10	0	2	5	2.5	6	0		
2015 Totals			15/2	63	207	3.3	14	0	19	180	9.5	63t	2	
01/16	Kansas City	S	-	-	-	-	1	-3	-3.0	-3	0	-	-	
01/24	at Denver	p	5	12	2.4	4	0	2	29	14.5	20	0	-	
2015 Postseason			2/1	5	12	2.4	4	0	3	26	8.7	20	0	

2016	OPPONENT	P/S	RUSHING					RECEIVING					
			NO	YDS	AVG	LG	TD	NO	YDS	AVG	LG	TD	
09/11	at Arizona	p	1	4	4.0	4	0	-	-	-	-	-	
09/18	Miami	p	-	-	-	-	-	-	-	-	-	-	
09/22	Houston	p	-	-	-	-	-	-	-	-	-	-	
10/02	Buffalo	p	-	-	-	-	2	15	7.5	13	0	-	
10/09	at Cleveland	Inactive											
10/16	Cincinnati	Inactive											
10/23	at Pittsburgh	p	-	-	-	-	-	-	-	-	-	-	
10/30	at Buffalo	p	-	-	-	-	-	-	-	-	-	-	
11/13	Seattle	p	-	-	-	-	-	-	-	-	-	-	
11/20	at San Francisco	p	-	-	-	-	-	-	-	-	-	-	
11/27	at N.Y. Jets	p	-	-	-	-	-	-	-	-	-	-	
12/04	L.A. Rams	p	-	-	-	-	-	-	-	-	-	-	
12/12	Baltimore	p	-	-	-	-	-	-	-	-	-	-	
12/18	at Denver	p	-	-	-	-	-	-	-	-	-	-	
12/24	N.Y. Jets	p	-	-	-	-	-	-	-	-	-	-	
01/01	at Miami	p	-	-	-	-	-	-	-	-	-	-	
2016 Totals			14/0	1	4	4.0	4	0	2	15	7.5	13	0
01/14	Houston	p	-	-	-	-	-	-	-	-	-	-	-
01/22	Pittsburgh	p	-	-	-	-	-	-	-	-	-	-	-
02/05	Atlanta	p	-	-	-	-	-	-	-	-	-	-	-
2016 Postseason			3/0	0	0	0.0	0	0	0	0	0.0	0	0

2017	OPPONENT	P/S	RUSHING					RECEIVING					
			NO	YDS	AVG	LG	TD	NO	YDS	AVG	LG	TD	
09/07	Kansas City	p	-	-	-	-	-	-	-	-	-	-	
09/17	at New Orleans	p	-	-	-	-	-	-	-	-	-	-	
09/24	Houston	p	-	-	-	-	-	-	-	-	-	-	
10/01	Carolina	p	-	-	-	-	-	-	-	-	-	-	
10/05	at Tampa Bay	p	-	-	-	-	-	-	-	-	-	-	
10/15	at N.Y. Jets	p	-	-	-	-	-	-	-	-	-	-	
10/22	Atlanta	p	-	-	-	-	-	-	-	-	-	-	
10/29	L.A. Chargers	p	-	-	-	-	-	-	-	-	-	-	
11/12	at Denver	p	2	1	0.5	2	0	-	-	-	-	-	
11/19	at Oakland	p	-	-	-	-	-	-	-	-	-	-	
11/26	Miami	p	-	-	-	-	-	-	-	-	-	-	
12/03	at Buffalo	p	-	-	-	-	-	-	-	-	-	-	
12/11	at Miami	p	-	-	-	-	-	-	-	-	-	-	
12/17	at Pittsburgh	p	-	-	-	-	-	-	-	-	-	-	
12/24	Buffalo	p	2	20	10.0	12	0	-	-	-	-	-	
12/31	N.Y. Jets	p	9	46	5.1	20	0	1	7	7.0	7	0	
2017 Totals			16/0	13	67	5.2	20	0	1	7	7.0	7	0
01/13	Tennessee	p	4	27	6.8	20	1	-	-	-	-	-	-
01/21	Jacksonville	p	-	-	-	-	-	-	-	-	-	-	-
02/04	Philadelphia	p	-	-	-	-	-	-	-	-	-	-	-
2017 Postseason			3/0	4	27	6.8	20	1	0	0	0.0	0	0

2018	OPPONENT	P/S	RUSHING					RECEIVING					
			NO	YDS	AVG	LG	TD	NO	YDS	AVG	LG	TD	
09/09	Tennessee	p	-	-	-	-	-	-	-	-	-	-	
09/16	at N.Y. Jets	p	-	-	-	-	-	-	-	-	-	-	
09/23	Oakland	p	-	-	-	-	-	-	-	-	-	-	
09/30	at New England	p	-	-	-	-	-	-	-	-	-	-	
10/07	at Cincinnati	p	-	-	-	-	-	-	-	-	-	-	
10/14	Chicago	p	-	-	-	-	-	-	-	-	-	-	
10/21	Detroit	p	-	-	-	-	-	-	-	-	-	-	
10/25	at Houston	p	-	-	-	-	-	-	-	-	-	-	
11/04	N.Y. Jets	p	-	-	-	-	-	-	-	-	-	-	
11/11	at Green Bay	p	-	-	-	-	-	-	-	-	-	-	
11/25	at Indianapolis	p	-	-	-	-	-	-	-	-	-	-	
12/02	Buffalo	p	1	10	10.0	10	0	-	-	-	-	-	
12/09	New England	p	2	60	30.0	54t	2	1	0	0.0	0	0	
12/16	at Minnesota	p	1	12	12.0	12	0	-	-	-	-	-	
12/23	Jacksonville	p	4	9	2.3	7	0	1	4	4.0	4t	1	
12/30	at Buffalo	p	-	-	-	-	-	1	9	9.0	9	-	
2018 Totals			16/0	8	91	11.4	54t	2	3	13	4.3	9	1

2019	OPPONENT	P/S	RUSHING					RECEIVING					
			NO	YDS	AVG	LG	TD	NO	YDS	AVG	LG	TD	
09/08	Pittsburgh	p	1	7	7.0	7	0	-	-	-	-	-	
09/15	at Miami		Inactive										
09/22	N.Y. Jets	S	2	-2	-1.0	3	0	2	21	10.5	11	0	
09/29	at Buffalo	p	1	4	4.0	4t	1	-	-	-	-	-	
10/06	at Washington	p	5	13	2.6	5	0	1	29	29.0	29t	1	
10/10	N.Y. Giants	p	3	23	7.7	21	1	2	22	11.0	16	0	
10/21	at N.Y. Jets	p	1	2	2.0	2	0	4	39	9.8	28	0	
10/27	Cleveland	p	-	-	-	-	-	-	-	-	-	-	
11/03	at Baltimore	p	-	-	-	-	-	-	-	-	-	-	
11/17	at Philadelphia	S	-	-	-	-	-	-	-	-	-	-	
11/24	Dallas	p	1	11	11.0	11	0	-	-	-	-	-	
12/01	at Houston	p	-	-	-	-	-	-	-	-	-	-	
12/08	Kansas City	p	1	10	10.0	10t	1	-	-	-	-	-	
12/15	at Cincinnati	p	-	-	-	-	-	-	-	-	-	-	
12/21	Buffalo	p	-	-	-	-	-	-	-	-	-	-	
12/29	Miami	p	-	-	-	-	-	-	-	-	-	-	
2019 Totals			15/2	15	68	4.5	21	3	9	111	12.3	29t	1
01/04	Tennessee	p	0	0	0.0	0	0	0	0	0	0	0	0
2019 Postseason			1/0	0	0	0.0	0	0	0	0	0	0	0



# KENDRICK BOURNE



## 84 | WIDE RECEIVER

**HT:** 6-1 | **WT:** 190 | **Born:** 8/4/1995 | **Exp. (NFL/Patriots):** 5/1

**GP/GS (Playoffs):** 58/13 (3/0) | **Acq:** UFA (SF)-21

**College:** Eastern Washington | **Hometown:** Portland, Ore.

### CAREER TRANSACTIONS

Kendrick Bourne was signed by the New England Patriots as an unrestricted free agent from San Francisco on March 19, 2021 ... Originally signed by San Francisco as a rookie free agent (5/5/17) ... Re-signed by San Francisco as a restricted free agent (4/6/20).

### SEASONAL REVIEWS

#### 2020 (15/5 – SAN FRANCISCO)

- Played in 15 games with five starts and established career highs in receptions (49) and receiving yards (667) and scored two touchdowns.
- Tallied two receptions for 30 yards and a touchdown vs. Miami (10/4).
- Posted a season-high eight receptions for 81 yards at Seattle (11/1).
- Missed the Week 9 matchup vs. Green Bay (11/5) after landing on the COVID-19 reserve list.
- Caught four passes for a season-high 86 yards and one touchdown at Dallas (12/20).

#### 2019 (16/0, 3/0 – SAN FRANCISCO)

- Played in all 16 games as a reserve and posted 30 receptions for 358 yards and tied for the team lead with a career-high five touchdowns.
- Appeared in all three postseason contests as a reserve and caught six passes for 88 yards and one touchdown.
- Caught three passes for a season-high 69 yards at Washington (10/20).
- Totaled four receptions for 42 yards and one touchdown vs. Seattle (11/11), hauling in a TD pass for the second consecutive game. Also caught a two-point conversion from QB Jimmy Garoppolo.
- Registered four receptions for 31 yards and one touchdown vs. Arizona (11/17). Notched a touchdown reception for the third consecutive game.
- Posted three receptions for 18 yards and two touchdowns at New Orleans (12/18), marking his first career game with multiple receiving touchdowns.
- Made his NFL postseason debut vs. Minnesota (1/11) and registered three receptions for 40 yards and one touchdown.
- Posted two receptions for 42 yards in Super Bowl LIV vs. Kansas City (2/2).

#### 2018 (16/8 – SAN FRANCISCO)

- Played all 16 games with eight starts and totaled 42 receptions for 487 yards and four touchdowns.

### SINGLE-GAME CAREER HIGHS

#### REGULAR SEASON:

<b>Receptions:</b> 8	at Seattle (11/1/20)
<b>Receiving Yards:</b> 86	at Dallas (12/20/20)
<b>Receiving TDs:</b> 2	at New Orleans (12/8/19)
<b>Long:</b> 54	vs. Tennessee (12/17/17)

- Caught his first career touchdown pass on a 4-yard completion from QB Jimmy Garoppolo vs. Detroit (9/16).
- Posted season-highs with seven receptions for 71 yards at Arizona (10/28).
- Registered five receptions for 59 yards and one touchdown at L.A. Rams (12/30).

#### 2017 (11/0 – SAN FRANCISCO)

- Made the 53-man roster as an undrafted free agent. Played in 11 games as a reserve and tallied 16 receptions for 257 yards.
- Was inactive for five contests.
- Posted four receptions for a season-high 85 yards vs. Tennessee (12/17), including a career-long 54 yard catch.

### COLLEGE

- Appeared in 53 games with 32 starts and totaled 211 receptions for 3,130 yards and 27 touchdowns during his four-year career at Eastern Washington.
- As a senior, registered 79 receptions for 1,201 yards and seven touchdowns. Earned Second-Team All-Big Sky honors for the second straight season.
- Appeared in 11 games with 10 starts as a junior and recorded 73 receptions for 998 yards and eight scores. Earned Second-Team All-Big Sky honors.
- Played in all 14 games with nine starts and totaled 52 receptions for 814 yards and 10 touchdowns. Named All-Big Sky Honorable Mention honors.
- Saw action in all 14 games as a freshman and notched seven receptions for 117 yards and two scores.

### PERSONAL

- Attended Milwaukie Arts (Portland, Ore.) Academy, where he was a first-team All-Northwest Oregon Conference selection in 2012 after totaling 54 receptions or 1,292 yards and 18 touchdowns.
- Majored in communication studies at Eastern Washington.
- Born Kendrick Bourne (8/4/95) in Portland, Ore., to Eric and Luisa Turner.

# KENDRICK BOURNE STATISTICS

POS: WR HT: 6-1 WT: 198 LBS YEAR: 5<sup>TH</sup> ACQ: UFA (SF)-21 COLLEGE: EASTERN WASHINGTON BORN: 8/4/95

## REGULAR SEASON RECEIVING STATISTICS

Year	Team	G/S	REC	YDS	AVG	LG	TD
2017	49ers	11/0	16	257	16.1	54	0
2018	49ers	16/8	42	487	11.6	33	4
2019	49ers	16/0	30	358	11.9	30	5
2020	49ers	15/5	49	667	13.6	49t	2
<b>Totals – 4 Years</b>		<b>58/13</b>	<b>137</b>	<b>1,769</b>	<b>12.9</b>	<b>54</b>	<b>11</b>

## POSTSEASON RECEIVING STATISTICS

Year	Team	G/S	REC	YDS	AVG	LG	TD
2019	49ers	3/0	6	88	14.7	26	1
<b>Totals – 1 Year</b>		<b>3/0</b>	<b>6</b>	<b>88</b>	<b>14.7</b>	<b>26</b>	<b>1</b>

PLAYERS

## BOURNE'S CAREER GAME-BY-GAME

2017	OPPONENT	P/S	NO	YDS	AVG	LG	TD
09/10	Carolina	p	-	-	-	-	-
09/17	at Seattle			Inactive			
09/21	L.A. Rams			Inactive			
10/01	at Arizona			Inactive			
10/08	at Indianapolis			Inactive			
10/15	at Washington			Inactive			
10/22	Dallas	p	-	-	-	-	-
10/29	at Philadelphia	p	-	-	-	-	-
11/05	Arizona	p	2	39	19.5	25	0
11/12	N.Y. Giants	p	3	42	14.0	20	0
11/26	Seattle	p	2	22	11.0	15	0
12/03	at Chicago	p	-	-	-	-	-
12/10	at Houston	p	2	29	14.5	18	0
12/17	Tennessee	p	4	85	21.3	54	0
12/24	Jacksonville	p	1	12	12.0	12	0
12/31	at L.A. Rams	p	2	28	14.0	16	0
<b>2017 Totals</b>		<b>11/0</b>	<b>16</b>	<b>257</b>	<b>16.1</b>	<b>54</b>	<b>0</b>

2018	OPPONENT	P/S	NO	YDS	AVG	LG	TD
09/09	at Minnesota	p	-	-	-	-	-
09/16	Detroit	p	1	4	4.0	4t	1
09/23	at Kansas City	p	1	27	27.0	27	0
09/30	at L.A. Chargers	p	3	34	11.3	17	1
10/07	Arizona	p	4	33	8.3	10	0
10/15	at Green Bay	p	1	22	22.0	22	0
10/21	L.A. Rams	p	-	-	-	-	-
10/28	at Arizona	s	7	71	10.1	19	0
11/01	Oakland	p	2	6	3.0	4t	1
11/12	N.Y. Giants	s	4	33	8.3	13	0
11/25	at Tampa Bay	s	2	27	13.5	17	0
12/02	at Seattle	s	4	60	15.0	33	0
12/09	Denver	s	2	22	11.0	12	0
12/16	Seattle	s	2	16	8.0	12	0
12/23	Chicago	s	4	73	18.3	25	0
12/30	at L.A. Rams	s	5	59	11.8	20	1
<b>2018 Totals</b>		<b>16/8</b>	<b>42</b>	<b>487</b>	<b>11.6</b>	<b>33</b>	<b>4</b>

2019	OPPONENT	P/S	NO	YDS	AVG	LG	TD
09/08	at Tampa Bay	p	1	9	9.0	9	0
09/15	at Cincinnati	p	1	4	4.0	4	0
09/22	Pittsburgh	p	1	22	22.0	22	0
10/07	Cleveland	p	2	24	12.0	14	0
10/13	at L.A. Rams	p	1	11	11.0	11	0
10/20	at Washington	p	3	69	23.0	28	0
10/27	Carolina	p	1	12	12.0	12	0
10/31	at Arizona	p	1	7	7.0	7t	1
11/11	Seattle	p	4	42	10.5	16	1
11/17	Arizona	p	4	31	7.8	19	1
11/24	Green Bay	p	2	27	13.5	14	0
12/01	at Baltimore	p	3	42	14.0	30	0
12/08	at New Orleans	p	3	18	6.0	6t	1
12/15	Atlanta	p	1	11	11.0	11	0
12/21	L.A. Rams	p	2	29	14.5	18	0
12/29	at Seattle	p	-	-	-	-	-
<b>2019 Totals</b>		<b>16/0</b>	<b>30</b>	<b>358</b>	<b>11.9</b>	<b>30</b>	<b>5</b>

01/11	Minnesota	p	3	40	13.3	21	1
01/19	Green Bay	p	1	6	6.0	6	0
02/02	at Kansas City	p	2	42	21.0	26	0
<b>2019 Postseason</b>		<b>3/0</b>	<b>6</b>	<b>88</b>	<b>1.7</b>	<b>26</b>	<b>1</b>

2020	OPPONENT	P/S	NO	YDS	AVG	LG	TD
09/13	Arizona	s	2	34	17.0	18	0
09/20	at N.Y. Jets	s	4	67	16.8	24	0
09/27	at N.Y. Giants	s	4	63	15.8	18	0
10/04	Philadelphia	s	3	33	11.0	20	0
10/11	Miami	p	2	30	15.0	19t	1
10/18	L.A. Rams	p	2	44	22.0	25	0
10/25	at New England	p	-	-	-	-	-
11/01	at Seattle	p	8	81	10.1	20	0
11/05	Green Bay			Reserve/COVID-19			
11/15	at New Orleans	p	4	26	6.5	11	0
11/29	at L.A. Rams	p	3	34	11.3	18	0
12/07	Buffalo	p	4	35	8.8	13	0
12/13	Washington	p	3	42	14.0	16	0
12/20	at Dallas	p	4	86	21.5	49t	1
12/26	at Arizona	p	1	16	16.0	16	0
01/03	Seattle	p	5	76	15.2	27	0
<b>2020 Totals</b>		<b>15/5</b>	<b>49</b>	<b>667</b>	<b>13.6</b>	<b>49t</b>	<b>2</b>



# TASHAWN BOWER



## 96 | DEFENSIVE LINE

**HT:** 6-5 | **WT:** 250 | **Born:** 2/18/1995 | **Exp. (NFL/Patriots):** 4/3

**GP/GS (Playoffs):** 14/3 (0/0) | **Acq:** FA-19

**College:** Louisiana State | **Hometown:** Kenilworth, N.J.

### PRONOUNCED tuh-SHAWN

### CAREER TRANSACTIONS

Tashawn Bower was signed by the New England Patriots to the 53-man roster from the practice squad on Nov. 9, 2020 ... Originally signed by Minnesota as a rookie free agent (5/5/17) ... Released by Minnesota (10/15/19) ... Signed by New England to the practice squad (11/21/19) ... Released by New England (9/5/20) ... Signed by New England to the practice squad (9/6/20) ... Elevated by New England to the 53-man roster from the practice squad (10/24/20) ... Reverted to New England practice squad (10/26/20) ... Elevated by New England to the 53-man roster from the practice squad (10/31/20) ... Reverted to New England practice squad (11/2/20).

### SEASONAL REVIEWS

#### 2020 (7/3)

- Began the season on the New England practice squad and was elevated to the 53-man roster twice before being signed to the 53-man roster on Nov. 9. Played in seven games with three starts and totaled 11 tackles and one pass defended before being placed on injured reserve on Dec. 31.
- Was active and did not play vs. Baltimore (11/15) and was inactive vs. Arizona (11/29) and at L.A. Chargers (12/6).
- Elevated to the 53-man roster vs. San Francisco (10/25). Saw action in his first game for the Patriots and made three tackles.
- Elevated to the 53-man roster at Buffalo (11/1). Played a reserve role on the defensive line and posted two tackles.
- Made his first NFL start at linebacker at N.Y. Jets (11/9). Did not accrue any statistics.
- Started on the defensive line and posted a career-high four tackles at Miami (12/20). Also defended one pass.

#### 2019 (0/0, 0/0 – NEW ENGLAND)

- Signed by the Patriots to the practice squad on Nov. 21.

#### 2019 (0/0 – MINNESOTA)

- Began the season with Minnesota on the Non-Football Injury list and was released on Oct. 15.

#### 2018 (5/0 – MINNESOTA)

- Played in five games as a reserve and made six tackles.
- Was inactive for nine games and active but did not play in two others.
- Posted a single-game career-high six tackles vs. Buffalo (9/23).

#### 2017 (2/0, 0/0 – MINNESOTA)

- Made the 53-man roster as a rookie free agent and played in two regular-season games as a reserve. Tallied one tackle for a sack.
- Was inactive for 14 regular-season games and both playoff contests.
- Made his NFL debut vs. Cleveland (11/19).
- Played as a reserve and posted the first sack of his career vs. L.A. Rams (11/19).

### COLLEGE

- Appeared in 40 games at LSU, making seven starts during his four-year career. Totaled 60 tackles, 5½ sacks and two forced fumbles throughout his collegiate career.
- Played defensive end his first three seasons before transitioning to hybrid outside linebacker/defensive end as a senior.
- Totaled 23 tackles and four sacks as a senior in his new role. Part of an LSU defense that allowed the fewest touchdowns (16) and fewest touchdowns per game (1.3) in college football in 2016.
- Participated in the NFLPA's Collegiate Bowl prior to the draft.

### PERSONAL

- Attended Immaculata High School (New Jersey) and finished his career with 95 tackles, 11 sacks, seven passes defended and three forced fumbles.
- Participated in the Semper Fidelis All-American Bowl.

# TASHAWN BOWER STATISTICS


POS: DL HT: 6-5 WT: 250 LBS YEAR: 4<sup>TH</sup> ACQ: FA-19 COLLEGE: LOUISIANA STATE BORN: 2/18/95

## REGULAR SEASON DEFENSIVE STATISTICS

			TACKLES					INTERCEPTIONS					MISCELLANEOUS						
Year	Team	G/S	TT	UT	A	S	YDS	NO	YDS	AVG	LG	TD	PD	FF	FR	YDS	TD	SPT	
2017	Vikings	2/0	1	1	0	1.0	7.0	0	0	0.0	0	0	0	0	0	0	0	0	
2018	Vikings	5/0	6	4	2	0.0	0.0	0	0	0.0	0	0	0	0	0	0	0	0	
2019	Patriots	0/0	Practice Squad																
2020	Patriots	7/3	11	9	2	0.0	0.0	0	0	0.0	0	0	1	0	0	0	0	0	
Totals – 3 Years		14/3	18	14	4	1.0	7.0	0	0	0.0	0	0	1	0	0	0	0	0	

## POSTSEASON DEFENSIVE STATISTICS

			TACKLES					INTERCEPTIONS					MISCELLANEOUS						
Year	Team	G/S	TT	UT	A	S	YDS	NO	YDS	AVG	LG	TD	PD	FF	FR	YDS	TD	SPT	
2017	Vikings	0/0	0	0	0	0.0	0.0	0	0	0.0	0	0	0	0	0	0	0	0	
2019	Patriots	0/0	Practice Squad																
Totals – 2 Years		0/0	0	0	0	0.0	0.0	0	0	0.0	0	0	0	0	0	0	0	0	



## TRENT BROWN

### 77 | OFFENSIVE LINE

HT: 6-8 | WT: 380 | Born: 4/13/1993 | Exp. (NFL/Patriots): 7/2

GP/GS (Playoffs): 63/60 (3/3) | Acq: TR (LV)-21

College: Georgia Military College/Florida | Hometown: Albany, Ga.



PRO BOWLS: 19



SUPER BOWLS: 18

## CAREER TRANSACTIONS

Trent Brown was acquired by the New England Patriots in a trade with Las Vegas in exchange for future draft considerations on March 17, 2021 ... Originally drafted by San Francisco in the seventh round (244th overall) of the 2015 NFL Draft ... Acquired by New England along with a 2018 fifth-round draft selection (143rd overall) in a trade with San Francisco in exchange for a 2018 third-round draft selection (95th overall) (4/27/18) ... Signed by Oakland as an unrestricted free agent from New England (3/13/19).

## CAREER HIGHLIGHTS

- Enters 2021 with 60 career starts - 42 at right tackle and 18 at left tackle.
- Member of the Super Bowl LIII winning Patriots, starting all 16 regular season games and all three playoff contests at left tackle for New England.
- Selected to his first career Pro Bowl in 2019.

## SEASONAL REVIEWS

### 2020 (5/5 – LAS VEGAS)

- Started all five games he appeared in at right tackle.
- Was inactive for five contests and missed six others while on Reserve/COVID-19.

### 2019 (11/11 – OAKLAND)

- Started all 11 contests he appeared at right tackle before being placed on injured reserve on Dec. 18 with a

## EXTRA POINTS

- At 6-feet-8 inches tall and weighing 380 pounds, Trent's unique size and athleticism has earned him praise amongst his peers, as Denver Broncos pass-rusher Von Miller told the *San Francisco Chronicle*, "He's the best right tackle in the National Football League."

pectoral injury.

- Earned his first Pro Bowl selection after helping pave the way for the Raiders first 1,000-yard rookie rusher in franchise history. Helped the Raiders finish eighth in the NFL in fewest sacks allowed, while also allowing time for QB Derek Carr to set career highs in completion percentage, passing yards, passer rating and yards per attempt.
- Started at right tackle in the season-opener vs. Denver (9/9), helping the line post their first clean sheet of the season. For just the third time since the 1970 AFL-NFL merger, the Raiders held their opponent to zero sacks in the season opener.
- Part of an offensive line that paved the way for 129 yards on the ground vs. Kansas City (9/15) and protected QB Derek Carr as he passed QB Ken Stabler to become the Raiders' all-time leader in passing yards with 19,196.
- Started at right tackle at Indianapolis (9/29) on an offensive line that helped produce a season-high 188

## TRENT'S TRADES

When the Patriots acquired Trent Brown in 2021 via trade for the second time, he became the fourth NFL player since 1980 to be traded to the same team multiple times.

**PLAYERS TRADED MULTIPLE TIMES TO SAME TEAM  
(SINCE 1980)**

PLAYER	TEAM	TRADE #1	TRADE #2
Walter White	Arizona	1980	1980
Mark Hermann	Indianapolis	1983	1988
Jerome Harrison	Philadelphia	2010	2011
<b>Trent Brown</b>	<b>New England</b>	<b>2018</b>	<b>2021</b>

yards on the ground.

- Started along an offensive line at Houston (10/27) that did not allow a sack in their third consecutive game and fourth of the season.
- Part of an offensive line vs. L.A. Chargers (11/7) that helped Carr set a new NFL record with his 18th career fourth-quarter comeback, the most in NFL history through a player's first six seasons.
- Started at right tackle vs. Cincinnati (11/17), helping Josh Jacobs surpass RB Marcus Allen's franchise record for the most 100-yard contests by a rookie (four).
- Started at right tackle at Kansas City (12/1) as part of an offensive line that helped pave the way for Jacobs as he surpassed 100 yards for fifth time as a rookie. Jacobs became the first rookie in franchise history to rush for 1,000 yards (1,061).

## 2018 (16/16, 3/3)

- Started at left tackle in all 16 regular season games.
- Started at left tackle in all three postseason games, including the Super Bowl LIII win over the Los Angeles Rams (2/3).
- Helped pave the way for an offense that ranked fifth in the NFL with 393.4 yards per game and QB Tom Brady reach 4,000 passing yards on the season

## 2017 (10/10 – SAN FRANCISCO)

- Started all 10 games he played in - nine at right tackle and one at left tackle - before landing on injured reserve on Dec. 16.
- Was inactive due to injury vs. Philadelphia (10/29), vs. Seattle (11/26) and vs. Tennessee (12/17).

## 2016 (16/16 – SAN FRANCISCO)

- Started all 16 games for the first time in his career, with 15 starts at right tackle and his first career start at left tackle at L.A. Rams (12/24).
- Part of an offensive line group that helped the 49ers offense rush for 150 yards and three touchdowns and did not allow a sack vs. L.A. Rams (9/12).
- Helped the 49ers offense rush for 193 yards at Miami (11/27). The team's 7.7 yard rushing average was the highest by the 49ers offense since 12/20/14 vs. San Diego.
- Part of an offensive line group that helped the 49ers offense rush for a season-high 248 yards vs. N.Y. Jets (12/11). Behind the 49ers offensive line, RB Carlos Hyde rushed for a career-high 193 yards.

## 2015 (5/2 – SAN FRANCISCO)

- Saw action in five games with two starts during his rookie campaign.
- Saw action as a reserve along an offensive line vs. Atlanta (11/8) that did not allow a sack for the first time since 10/13/14 at St. Louis.
- Started at right tackle for the final two games of the season, including his first NFL start in Week 16 at Detroit (12/27).

## COLLEGE

- Played in 23 games with 11 starts for the Gators during his career.
- In 2014, played in 11 games with six starts and helped pave the way for 187.7 rushing yards per game, including five games over 200 yds.
- In 2013, played in 12 games with five starts. Started the year on the field goal unit and was a reserve at tackle before taking over the starting job again at mid-season.

## PERSONAL

- Born Trenton Jacoby Brown in Austin, Texas, and raised in Albany, Ga.
- Spent two years at Georgia Military College after graduating high school in 2011, and was named a second-team NJCAA Football All American in 2012.
- At GMC in 2012, was part of a team that averaged 188 yards rushing per game.
- Brother, Reggie Brown, Jr., played basketball at Fresno Pacific.





# MYLES BRYANT



## 41 | DEFENSIVE BACK

**HT:** 5-9 | **WT:** 185 | **Born:** 1/2/1998 | **Exp. (NFL/Patriots):** 2/2  
**GP/GS (Playoffs):** 9/0 (0/0) | **Acq:** FA-20  
**College:** Washington | **Hometown:** Pasadena, Calif.

### CAREER TRANSACTIONS

Myles Bryant was signed by the New England Patriots to the 53-man roster from the practice squad on Sept. 16, 2020 ... Originally signed by New England as a rookie free agent (5/5/20) ... Released by New England (9/5/20) ... Signed by New England to the practice squad (9/6/20).

### 2020 (9/0)

- Began the season on the practice squad before being signed to the 53-man roster on Sept. 16.
- Played as a reserve in nine games and totaled 10 tackles, one interception and one pass defended. Also made two special teams tackles.
- Was a healthy scratch for six contests.
- Made his NFL debut at Buffalo (11/1), appearing as a reserve. Did not accrue any statistics.
- Appeared as a reserve in the win vs. Baltimore (11/15) and made his first tackle.
- Appeared as a reserve defensive back in the win vs. Arizona (11/29). Made a season-high three total tackles.

- Registered his first NFL interception when he picked off Rams QB Jared Goff in the second quarter at L.A. Rams (12/10).

### COLLEGE

- Played in 49 games during his college career and finished with 114 total tackles, 4½ sacks, four interceptions with one returned for a touchdown, 15 passes defended, two fumble recoveries and three forced fumbles.
- As a senior in 2019, was named to the All-Pac 12 second team and also to the Pro Football Focus, Phil Steele and Associated Press All-Pac 12 second team.
- Played in 11-of-14 games during his true freshman season at Washington.

### PERSONAL

- Helped lead Loyola High School in Pasadena, Calif., to a 9-3 record and the quarterfinals of the CIF Southern Section Pac-5 playoffs as a senior in 2015.
- Recorded 68 tackles, plus 28 receptions for 406 yards as a senior.

## MYLES BRYANT STATISTICS

**POS:** DB **HT:** 5-9 **WT:** 185 LBS **YEAR:** 2<sup>ND</sup> **ACQ:** FA-20 **COLLEGE:** WASHINGTON **BORN:** 1/2/98

### REGULAR SEASON DEFENSIVE STATISTICS

		TACKLES						INTERCEPTIONS					MISCELLANEOUS					
Year	Team	G/S	TT	UT	A	S	YDS	NO	YDS	AVG	LG	TD	PD	FF	FR	YDS	TD	SPT
2020	Patriots	9/0	10	8	2	0.0	0.0	1	1	0.0	0	0	1	0	0	0	0	2
Totals – 1 Year		9/0	10	8	2	0.0	0.0	1	1	0.0	0	0	1	0	0	0	0	2

## BRYANT'S CAREER GAME-BY-GAME

2020	OPPONENT	P/S	TT	UT	A	S	YDS	INT	YDS	PD	FF	FR	SPT	11/15	Baltimore	p	1	1	0	-	-	-	-	-	-	-	-	-	
09/13	Miami													11/22	at Houston				Inactive										
Signed to 53-man roster from PS (9/16)														11/29	Arizona		3	2	1	-	-	-	-	-	-	-	-	-	-
09/20	at Seattle					Inactive								12/06	at L.A. Chargers		1	1	0	-	-	-	-	-	-	-	-	-	
09/27	Las Vegas					Inactive								12/10	at L.A. Rams		0	0	0	-	1	0	1	-	-	-	-	1	
10/05	at Kansas City					Inactive								12/20	at Miami		2	2	0	-	-	-	-	-	-	-	-	-	
10/18	Denver					Inactive								12/28	Buffalo		2	1	1	-	-	-	-	-	-	-	-	-	
10/25	San Francisco					Inactive								01/03	N.Y. Jets		1	1	0	-	-	-	-	-	-	-	-	-	
11/01	at Buffalo	p	0	0	0	-	-	-	-	-	-	-	-	2020 Totals															
11/09	at N.Y. Jets	p	0	0	0	-	-	-	-	-	-	-	-	9/0	10	8	2	0.0	0.0	1	0	1	0	0	1	0	0	2	



# YODNY CAJUSTE

 **72** | OFFENSIVE LINE

**HT:** 6-5 | **WT:** 310 | **Born:** 2/21/1996 | **Exp. (NFL/Patriots):** 3/3

**GP/GS (Playoffs):** 0/0 (0/0) | **Acq:** D3c-19 (101st)

**College:** West Virginia | **Hometown:** Miami, Fla.

## PRONOUNCED YAHD-nee kuh-JUST CAREER TRANSACTIONS

Yodny Cajuste was drafted by the New England Patriots in the third round (101st overall) of the 2019 NFL Draft.

## SEASONAL REVIEWS

### 2020 (0/0)

- Placed on injured reserve on Sept. 10.

### 2019 (0/0, 0/0)

- Placed on the reserve/non-football injury list on Aug. 31.

## COLLEGE

- Three-year starter at tackle, having played in 31 career games and starting 30.
- Started 11 games at left tackle for the Mountaineers, earning Big 12 Conference Co-Offensive lineman of the Year

and All-Big 12 Conference First Team (AP, Coaches) as a senior.

- Started 13 games at tackle and saw action on 878 plays, including 836 on offense, as a junior. Named All-Big 12 Second Team.
- Sustained season-ending knee injury in the season-opener of his sophomore year.
- Played in seven games with six starts as a redshirt freshman in 2015.

## PERSONAL

- Son of Marie Cajuste, and is one of three boys.
- Also played basketball for Miramar High School (Florida).
- Graduated with a bachelor's degree in multidisciplinary studies.
- Currently pursuing a second degree in communications.



# JOE CARDONA

 **49** | LONG SNAPPER

**HT:** 6-3 | **WT:** 245 | **Born:** 4/16/1992 | **Exp. (NFL/Patriots):** 7/7

**GP/GS (Playoffs):** 96/0 (12/0) | **Acq:** D5-15 (166th)

**College:** Navy | **Hometown:** El Cajon, Calif.

 **SUPER BOWLS:** 16, 18

## PRONOUNCED car-DOAN-ah CAREER TRANSACTIONS

Joe Cardona was drafted by the New England Patriots in the fifth round (166th overall) of the 2015 NFL Draft.

## SEASONAL REVIEWS

### 2020 (16/0)

- Handled long-snapping duties for all punts, field goals and extra points for the season.

### 2019 (16/0, 1/0)

- Handled long-snapping duties for all punts, field goals and extra points through all 16 regular season games of the season and the AFC Wild Card Playoff vs. Tennessee (1/4).
- Finished the season with two special teams tackles.

## EXTRA POINTS

- Joe Cardona graduated from the Naval Academy in 2015, where Bill Belichick's father, Steve, served as an assistant football coach for 34 years.
- Cardona is the third Navy alum drafted by the Patriots, joining Heisman Trophy winner and Winchester native Joe Bellino (1961) and Max Lane (1994).
- Prior to the Oct. 22, 2017 home game vs. Atlanta, Cardona organized an effort amongst fellow Patriots players and coaches to donate 200 game tickets to military members.
- In the 2018 offseason, Cardona went on a two-week training mission to South Korea with the United States Navy Reserves.

**2018 (16/0, 3/0)**

- Handled long-snapping duties for all Patriots punts, field goals and extra points through all Patriots regular and postseason contests, including the Super Bowl LIII win vs. L.A. Rams (2/3). Posted one tackle on special teams.
- Handled long-snapping duties and made one special teams tackle at Detroit (9/23).

**2017 (16/0, 3/0)**

- Handled long-snapping duties for all Patriots punts, field goals and extra points through all Patriots regular and postseason contests, including the Super Bowl LI vs. Philadelphia (2/4). Totaled a career-high four special teams tackles.

**2016 (16/0, 3/0)**

- Handled long-snapping duties for all Patriots punts, field goals and extra points through all Patriots regular and postseason contests, including the Super Bowl LI victory vs. Atlanta (2/5). Posted three special teams tackles.
- Recorded one special teams tackle in the win vs. Cincinnati (10/16).
- Totaled one special teams tackle vs. Seattle (11/13).
- Recorded one special teams tackle in the win vs. Los Angeles (12/4).

**2015 (16/0, 2/0)**

- Handled long-snapping duties for all punts and field goals through all 16 games of the regular season and both postseason contests.
- Made his NFL debut in the win vs. Pittsburgh (9/10).
- Recorded three special teams tackles at Denver (11/29).

**COLLEGE**

- Four-year player at long snapper and regarded as one of the top long snappers in the country.
- Became only the second freshman to start at long snapper in program history.
- Earned four letters.

**PERSONAL**

- Son of Patrick and Margaret Cardona.
- Two sport athlete who lettered twice in football and four years in lacrosse.
- Named conference MVP as a midfielder for lacrosse team his senior year.
- Commissioned as a Lieutenant in the Naval Reserves.
- Majored in economics at Navy.



# ADRIAN COLBERT

## 30 | DEFENSIVE BACK

**HT:** 6-2 | **WT:** 205 | **Born:** 10/6/1993 | **Exp. (NFL/Patriots):** 5/1  
**GP/GS (Playoffs):** 33/19 (0/0) | **Acq:** FA-21  
**College:** Miami (Fla.) | **Hometown:** Mineral Wells, Texas

**CAREER TRANSACTIONS**

Adrian Colbert was signed by the New England Patriots as a free agent on May 21, 2021 ... Originally drafted by San Francisco in the seventh round (229th overall) of the 2017 NFL Draft ... Released by San Francisco (9/6/19) ... Signed by Seattle to the practice squad (9/18/19) ... Signed by Seattle to the 53-man roster from the practice squad (9/26/19) ... Released by Seattle (10/12/19) ... Signed by Seattle to the practice squad (10/15/19) ... Signed by Miami to the 53-man roster from the Seattle practice squad (11/20/19) ... Re-signed by Miami as an unrestricted free agent (3/19/20) ... Released by Miami (8/16/20) ... Signed by Kansas City as a free agent (8/22/20) ... Released by Kansas City (9/5/20) ... Claimed off waivers and awarded to N.Y. Giants from Kansas City (9/6/20).

**SEASONAL REVIEWS****2020 (6/2 – N.Y. GIANTS)**

- Went to training camp with Miami and Kansas City before joining the Giants via waivers on Sept. 6.
- Played in six games with two starts and made 10 tackles on defense and two special teams tackles.
- Started at safety and tallied a season-high eight tackles at Dallas (10/11).

**2019 (6/5 – MIAMI)**

- Went to training camp with San Francisco and was released prior to the start of the regular season.
- Signed to the Seattle practice squad on Sept. 18 and spent time on the Seahawks 53-man roster. Did not appear in any games for Seattle and was signed by Miami to the 53-man roster from the Seahawks practice squad on Nov. 19.
- Played in six games with five starts for the Dolphins and finished with 20 tackles, two passes defended and two special teams tackles.
- Started at safety and made a season-high five tackles at N.Y. Giants (12/15).

**2018 (7/6 – SAN FRANCISCO)**

- Played in seven games with six starts and registered 20 tackles, one pass defended and one special teams tackle.
- Started at safety and registered a season-high six tackles and one special teams tackle at Green Bay (10/15).

**2017 (14/6 – SAN FRANCISCO)**

- Played in 14 games and started the final six contests of the season. Finished with 32 tackles, two forced fumbles, one fumble recovery and five passes defended. Also posted

four special teams tackles.

- Made his first career start and recorded four tackles vs. N.Y. Giants (11/12).
- Started at safety and posted a season-high six tackles vs. Jacksonville (12/24).

## COLLEGE

- Played in 46 games with six starts at the University of Texas (2012-15) and the University of Miami (2016). Tallied 48 tackles, four passes defended and two interceptions for 46 return yards.
- As a redshirt senior at Miami, played in eight games with two starts (missed five games due to injury) and finished with 22 tackles, one interception and three passes defended.

## PERSONAL


- Attended Mineral Wells (Texas) High School. As a senior, tallied 90 tackles, four interceptions, one forced fumble and nine passes defended on defense while adding 580 rushing yards and 10 touchdowns and 28 receptions for 580 yards and six scores. Also had six punt returns for 172 yards and one touchdown as well as nine kickoff returns for 252 yards and one score.
- Was named first-team all-district 7-3A at tight end and returner.
- Was a four-year letterman in track & field, where he was the Texas 3A state champion in the 400m as a junior.

# ADRIAN COLBERT STATISTICS

POS: DB HT: 6-2 WT: 205 LBS YEAR: 5<sup>TH</sup> ACQ: FA-21 COLLEGE: MIAMI (FLA.) BORN: 10/6/93

## REGULAR SEASON DEFENSIVE STATISTICS

			TACKLES					INTERCEPTIONS					MISCELLANEOUS						
Year	Team	G/S	TT	UT	A	S	YDS	NO	YDS	AVG	LG	TD	PD	FF	FR	YDS	TD	SPT	
2017	49ers	14/6	32	30	2	0.0	0.0	0	0	0.0	0	0	5	2	1	0	0	5	
2018	49ers	7/6	20	14	6	0.0	0.0	0	0	0.0	0	0	1	0	0	0	0	1	
2019	Dolphins	6/5	20	14	6	0.0	0.0	0	0	0.0	0	0	2	0	0	0	0	2	
2020	Giants	6/2	10	7	3	0.0	0.0	0	0	0.0	0	0	0	0	0	0	0	3	
Totals – 4 Years		33/19	82	65	17	0.0	0.0	0	0	0.0	0	0	8	2	1	0	0	11	



# BYRON COWART

## 99 | DEFENSIVE LINE

HT: 6-3 | WT: 300 | Born: 5/20/1996 | Exp. (NFL/Patriots): 3/3  
 GP/GS (Playoffs): 19/14 (0/0) | Acq: D5a-19 (159th)  
 College: Maryland | Hometown: Tampa, Fla.

## PRONOUNCED COW-ert

## CAREER TRANSACTIONS

Byron Cowart was drafted by the New England Patriots in the fifth round (159th overall) of the 2019 NFL Draft.

## SEASONAL REVIEWS

### 2020 (14/14)

- Started all 14 games he played in and totaled 27 tackles, one sack and one pass defended.
- Was placed on the Reserve/COVID-19 list on Oct. 12 and removed on Oct. 19, missing the game vs. Denver (10/18).
- Was inactive due to injury vs. Arizona (11/29).
- Made his first career start in the season-opening victory over Miami (9/13) and made two tackles.
- Returned to action vs. San Francisco (10/25) after missing the previous game and made three tackles
- Started at defensive tackle at Buffalo (11/1) and totaled a

season-high four tackles.

- Made the start at defensive tackle at Houston (11/22) and matched a season-high with four tackles.
- Posted two tackles, including his first NFL sack, a 5-yard take-down of QB Jared Goff in the fourth quarter - at L.A. Rams (12/10).

### 2019 (5/0, 0/0)

- Appeared as a reserve for five regular-season games as a rookie and made two tackles.
- Was inactive for 11 regular-season contests and the AFC Wild Card loss vs. Tennessee (1/4).
- Made his NFL debut in a reserve role on the defensive line and finished with one tackle in the win at Miami (9/15).

## COLLEGE

- Began his collegiate career at Auburn for two years before transferring to Maryland for his senior season.
- Sat out FBS his junior season while enrolled at Hillsbor-

ough Community College.

- Started all 12 games on the defensive line as a senior at Maryland and totaled 38 tackles on the season to go with five tackles for loss and two interceptions.
- Played in 10 games at defensive end as a sophomore at Auburn, totaling six tackles.
- As a true freshman in 2015, he was in a rotation at defensive end at Auburn. Played in every game, totaling six tackles.

## PERSONAL

- Led the Armwood Hawks to the state championship game as a junior and senior.
- Finished with 185 career tackles and 29 sacks.
- Florida Class 6A player of the year as a senior.
- Was also a basketball and track letterman.

# BYRON COWART STATISTICS

POS: DL HT: 6-3 WT: 300 LBS YEAR: 3<sup>RD</sup> ACQ: D5a-19 (159<sup>TH</sup>) COLLEGE: MARYLAND BORN: 5/20/96

## REGULAR SEASON DEFENSIVE STATISTICS

			TACKLES					INTERCEPTIONS					MISCELLANEOUS					
Year	Team	G/S	TT	UT	A	S	YDS	NO	YDS	AVG	LG	TD	PD	FF	FR	YDS	TD	SPT
2019	Patriots	5/0	2	1	1	0.0	0.0	0	0	0.0	0	0	0	0	0	0	0	0
2020	Patriots	14/14	27	14	13	1.0	5.0	0	0	0.0	0	0	1	0	0	0	0	0
Totals – 2 Years		19/14	29	15	14	1.0	5.0	0	0	0.0	0	0	1	0	0	0	0	0

## POSTSEASON DEFENSIVE STATISTICS

			TACKLES					INTERCEPTIONS					MISCELLANEOUS				
2019	Patriots	0/0	Inactive														
Totals – 1 Year		0/0	0	0	0	0.0	0.0	0	0	0.0	0	0	0	0	0	0	0

# COWART'S CAREER GAME-BY-GAME

2019	OPPONENT	P/S	TT	UT	A	S	YDS	INT	YDS	PD	FF	FR	SPT	2020	OPPONENT	P/S	TT	UT	A	S	YDS	INT	YDS	PD	FF	FR	SPT
09/08	Pittsburgh				Inactive									09/13	Miami	S	2	1	1	-	-	-	-	-	-	-	
09/15	at Miami	p	1	0	1	-	-	-	-	-	-	-	-	09/20	at Seattle	S	2	1	1	-	-	-	-	-	-	-	
09/22	N.Y. Jets	p	0	0	0	-	-	-	-	-	-	-	-	09/27	Las Vegas	S	1	1	0	-	-	-	-	-	-	-	
09/29	at Buffalo				Inactive									10/05	at Kansas City	S	3	0	3	-	-	-	-	-	-	-	
10/06	at Washington				Inactive									10/18	Denver	Placed on Reserve/COVID-19 (10/12); Removed (10/19)											
10/10	N.Y. Giants				Inactive									10/25	San Francisco	S	3	2	1	-	-	-	-	-	-	-	
10/21	at N.Y. Jets	p	0	0	0	-	-	-	-	-	-	-	-	11/01	at Buffalo	S	4	2	2	-	-	-	-	-	-	-	
10/27	Cleveland				Inactive									11/09	at N.Y. Jets	S	2	1	1	-	-	-	-	-	-	-	
11/03	at Baltimore	p	1	1	0	-	-	-	-	-	-	-	-	11/15	Baltimore	S	2	1	1	-	-	-	-	-	-	-	
11/17	at Philadelphia				Inactive									11/22	at Houston	S	4	2	2	-	-	-	-	-	-	-	
11/24	Dallas	p	0	0	0	-	-	-	-	-	-	-	-	11/29	Arizona				Inactive								
12/01	at Houston				Inactive									12/06	at L.A. Chargers	S	0	0	0	-	-	-	-	1	-	-	
12/08	Kansas City				Inactive									12/10	at L.A. Rams	S	2	1	1	1.0	5.0	-	-	-	-	-	
12/15	at Cincinnati				Inactive									12/20	at Miami	S	1	1	0	-	-	-	-	-	-	-	
12/21	Buffalo				Inactive									12/28	Buffalo	S	1	1	0	-	-	-	-	-	-	-	
12/29	Miami				Inactive									01/03	N.Y. Jets	S	0	0	0	-	-	-	-	-	-	-	
2019 Totals		5/0	2	1	1	0.0	0.0	0	0	0	0	0	0	2020 Totals		14/14	27	14	13	1.0	5.0	0	0	1	0	0	0
01/04	Tennessee				Inactive																						
2019 Postseason		0/0	0	0	0	0.0	0.0	0	0	0	0	0	0														



# KOREY CUNNINGHAM



## 74 | OFFENSIVE LINE

**HT:** 6-6 | **WT:** 311 | **Born:** 5/17/1995 | **Exp. (NFL/Patriots):** 4/3

**GP/GS (Playoffs):** 18/6 (1/0) | **Acq:** TR (ARI)-19

**College:** Cincinnati | **Hometown:** Montevallo, Ala.

### CAREER TRANSACTIONS

Korey Cunningham was acquired by the New England Patriots from the Arizona Cardinals in a trade on Aug. 29, 2019, in exchange for a 2020 sixth-round draft pick ... Originally drafted by Arizona in the seventh round (254th overall) of the 2018 NFL Draft.

### SEASONAL REVIEWS

#### 2020 (11/0)

- Played in 11 games as a reserve, mainly on special teams.
- Was inactive vs. Miami (9/13), at Seattle (9/20) and vs. Las Vegas (9/27) and dressed but did not play at Kansas City (10/5) and vs. San Francisco (10/25).
- Appeared for the first time in 2020, seeing action on the field-goal unit vs. Denver (10/18).
- Saw his first offensive snaps of the 2020 season as an extra lineman in short yardage situations at Buffalo (11/1).
- Played as tackle-eligible tackle tight end and entered the game at left tackle in the second quarter for Isaiah Wynn, who was out for a series due to injury, in the win at N.Y. Jets (11/9).
- Played as a reserve tackle on the offensive line and on field goals and extra points as part of the season-finale win vs. N.Y. Jets (1/3).

#### 2019 (1/0, 0/0)

- Went to training camp with Arizona and joined the Patriots via trade prior to the start of the regular season. Appeared in one regular-season game as a reserve.
- Was inactive for 13 regular-season games and the AFC Wild Card loss vs. Tennessee (1/4).
- Was active but did not play in the win vs. Cleveland (10/27) and the loss vs. Miami (12/29).
- Made his Patriots debut in a reserve role at right tackle

in the win at Miami (9/15). Cunningham replaced starting RT Marshall Newhouse, who moved to left tackle following the injury to starting LT Isaiah Wynn.

- Made two appearances as an eligible tackle in short yardage situations vs. Baltimore (11/15). Also saw time blocking on field goals and extra points.

#### 2018 (6/6 – ARIZONA)

- Started all six contests he appeared in at left tackle as a rookie in 2018.
- Was inactive for the first six games of the season.
- Suffered a foot injury and was placed on injured reserve (12/25).

### COLLEGE

- Recruited to Cincinnati as a tight end before switching to offensive line during his collegiate career. Started 45 games along the offensive line, making appearances predominantly at left tackle.
- Named second-team All-American Athletic Conference as a senior in 2017. Led the nation in most pass blocking attempts without allowing a sack (per ProFootballFocus.com).
- Started 24 consecutive games during his junior and senior campaigns.
- Redshirted his freshman year while switching positions in 2013.

### PERSONAL

- Ranked as one of the top-60 TE prospects in the country entering college for his performance at Montevallo High School (Alabama). Also named AL.com All-Shelby team as a defensive end after accumulating 45 tackles and four sacks as a senior.
- Also played baseball and basketball in high school.





# CARL DAVIS



## 98 | DEFENSIVE LINE

**HT:** 6-5 | **WT:** 320 | **Born:** 3/2/1992 | **Exp. (NFL/Patriots):** 7/2  
**GP/GS (Playoffs):** 39/13 (0/0) | **Acq:** FA-20  
**College:** Iowa | **Hometown:** Detroit, Mich.

### CAREER TRANSACTIONS

Carl Davis was signed by the New England Patriots to the 53-man roster from the Jacksonville practice squad on Oct. 14, 2020 ... Originally drafted by Baltimore in the third round (90th overall) of the 2015 NFL Draft ... Released by Baltimore (9/1/18) ... Claimed off waivers and awarded to Cleveland from Baltimore (9/2/18) ... Released by Cleveland (8/31/19) ... Signed by Indianapolis as a free agent (10/14/19) ... Released by Indianapolis (11/4/19) ... Signed by Jacksonville as a free agent (11/25/19) ... Re-signed by Jacksonville as an unrestricted free agent (4/6/20) ... Released by Jacksonville (5/12/20) ... Re-signed by Jacksonville as a free agent (8/10/20) ... Released by Jacksonville (10/12/20) ... Signed by Jacksonville to the practice squad (10/13/20).

### SEASONAL REVIEWS

#### 2020 (3/1)

- Signed by New England to the 53-man roster from the Jacksonville practice squad on Oct. 14.
- Played in three games with one start and totaled three tackles before being placed on injured reserve on Nov. 28.
- Was inactive vs Denver (10/18), vs San Francisco (10/25) and at Buffalo (11/1).
- Played in his first game with the Patriots, appearing as a reserve in the win at N.Y. Jets (11/9) and made one tackle.
- Started for the first time as a Patriot and made two solo tackles in the win vs Baltimore (11/15).

#### 2020 (0/0 – JACKSONVILLE)

- Began the season under NFL suspension and was released on Oct. 12 before signing with the Jaguars practice squad on Oct. 13.

#### 2019 (2/0 – JACKSONVILLE)

- Joined the team on Nov. 25 after being released by Indianapolis. Played in two games for the Jaguars and made one tackle.

#### 2019 (1/0 – INDIANAPOLIS)

- Played in one game as a reserve vs. Houston (10/20) and did not accrue any statistics.

#### 2018 (5/0 – CLEVELAND)

- Went to training camp with Baltimore and was claimed by Cleveland after being waived by the Ravens at the end of training camp. Appeared in five games as a reserve for the Browns and made one tackle.

#### 2017 (15/9 – BALTIMORE)

- Played in all 15 games with nine starts for the Ravens and totaled a career-high 19 tackles, a half-sack and one pass defended.

#### 2016 (0/0 – BALTIMORE)

- Suffered an injury in the preseason and spent the season on injured reserve.

#### 2015 (13/3 – BALTIMORE)

- Appeared in 13 games with three starts as a rookie and posted 11 tackles and two passes defended.

### COLLEGE

- Appeared in 43 games with 26 starts over a four-year career at Iowa where he was a two-time second-team All-Big Ten selection.
- Finished his career with 94 tackles, 3½ sacks, two fumbles recovered, one pass defended and one blocked field goal.
- Posted a career-high 36 tackles, two sacks, one fumble recovery and one blocked field goal as a senior in 2014.

### PERSONAL

- Attended Stevenson (Sterling Heights, Mich.) High School.
- Earned first-team All-Conference and first-team All-State (*Detroit Free Press*, *Detroit News*, *Macomb Daily*) as a senior in 2009, compiling 58 tackles, six sacks, one interception and two blocked field goals.
- Also was a varsity letter winner in basketball and track & field.
- Launched the Trenchwork Foundation in 2017 with the goal to rejuvenate neglected sections of Baltimore and Detroit.


# CARL DAVIS STATISTICS

POS: DL HT: 6-5 WT: 320 LBS YEAR: 7<sup>TH</sup> ACQ: FA-20 COLLEGE: IOWA BORN: 3/2/92

## REGULAR SEASON DEFENSIVE STATISTICS

			TACKLES					INTERCEPTIONS					MISCELLANEOUS					
Year	Team	G/S	TT	UT	A	S	YDS	NO	YDS	AVG	LG	TD	PD	FF	FR	YDS	TD	SPT
2015	Ravens	13/3	11	4	7	0.0	0.0	0	0	0.0	0	0	2	0	0	0	0	0
2016	Ravens	0/0	Injured Reserve															
2017	Ravens	15/9	19	12	7	0.5	7.0	0	0	0.0	0	0	1	0	0	0	0	0
2018	Browns	5/0	1	0	1	0.0	0.0	0	0	0.0	0	0	0	0	0	0	0	0
2019	Colts	1/0	0	0	0	0.0	0.0	0	0	0.0	0	0	0	0	0	0	0	0
2019	Jaguars	2/0	1	1	0	0.0	0.0	0	0	0.0	0	0	0	0	0	0	0	0
2020	Patriots	3/1	3	3	0	0.0	0.0	0	0	0.0	0	0	0	0	0	0	0	0
Totals – 6 Years		39/13	35	20	15	0.5	7.0	0	0	0.0	0	0	3	0	0	0	0	0

PLAYERS



## CODY DAVIS



**22 | DEFENSIVE BACK**

**HT:** 6-2 | **WT:** 203 | **Born:** 6/6/1989 | **Exp. (NFL/Patriots):** 9/2

**GP/GS (Playoffs):** 110/5 (1/0) | **Acq:** UFA (JAX)-20

**College:** Texas Tech | **Hometown:** Stephenville, Texas

## CAREER TRANSACTIONS

Cody Davis was re-signed by the New England Patriots as an unrestricted free agent on March 19, 2021 .... Originally signed by St. Louis as a rookie free agent (4/29/13) ... Released by St. Louis (8/31/13) ... Signed by St. Louis to the practice squad (9/2/13) ... Signed by St. Louis to the 53-man roster from the practice squad (9/27/13) ... Re-signed by L.A. Rams as a free agent (3/9/16) ... Signed by Jacksonville as an unrestricted free agent from L.A. Rams (3/15/18) ... Signed by New England as an unrestricted free agent from Jacksonville (3/23/20).

## SEASONAL REVIEWS

### 2020 (13/0)

- Played in 13 games as a reserve on special teams and finished second on the team with nine special teams tackles. Also blocked one field goal attempt.
- Missed three games due to injury after being placed on injured reserve on Oct. 5 following an injury suffered vs. Las Vegas (9/27).
- Appeared in a special teams role in a win over Las Vegas (9/27). Made one special teams tackle and recovered an onside kick attempt by the Raiders late in the fourth quarter. Played in his 100th career NFL game.
- Returned from injured reserve and saw time in a special teams role at Buffalo (11/1).
- Blocked a 58-yard Chargers field goal attempt in the closing seconds of the first half of the win in Los Angeles (12/6). The loose ball was recovered by Devin McCourty and returned 44 yards for a touchdown as time expired in the first half. It was his second career blocked kick. Also blocked an extra point vs.

Houston on Nov. 3, 2019, while with Jacksonville.

- Made a season-high three special teams tackles vs. Buffalo (12/28).

### 2019 (16/0 – JACKSONVILLE)

- Played in all 16 games, primarily on special teams, and finished with eight special teams tackles and one blocked extra point. Also notched five defensive tackles, one pass defended.
- Blocked an extra point attempt vs. Houston (11/3), the team's first blocked punt since 2017.
- Hauled in his second career reception for 7 yards from P Logan Cooke on a successful fake punt at Atlanta (12/22).

### 2018 (16/0 – JACKSONVILLE)

- Appeared in all 16 games and led the team with 10 special teams tackles.

### 2017 (7/2, 1/0 – L.A. RAMS)

- Played in seven regular-season games with two starts and recorded 19 tackles, one interception and four passes defended. Also made three special teams tackles
- Was inactive vs. Arizona (10/22), was placed on injured reserve on Nov. 3 and returned for the final regular-season contest and the NFC Wild Card Playoff vs. Atlanta (1/6), where he made two special teams tackles.
- Recorded a season-high five tackles and an interception vs. Seattle (10/8) along with three passes defended.

### 2016 (15/3 – L.A. RAMS)

- Saw action in 15 games with three starts and posted 10 tackles on defense, one interception and three passes defended. Also

made four special teams tackles.

- Was active but did not play vs. Buffalo (10/9).
- Notched first career interception vs. San Francisco (12/24), returning the pick for 29 yards. Also made two tackles.

### 2015 (16/0 – ST. LOUIS)

- Appeared in all 16 games as a reserve and recorded 10 special teams tackles. Also caught his first career pass for 20 yards to convert a fourth-down attempt on a fake punt.

### 2014 (15/0 – ST. LOUIS)

- Appeared in 15 games and registered two tackles on defense and seven special teams tackles.
- Was inactive for the win at San Francisco (11/2).

### 2013 (12/0 – ST. LOUIS)

- Began his rookie season on the practice squad before being signed to the 53-man roster on Sept. 27. Played in 12 games and recorded four special teams tackles.

### COLLEGE

- Finished his collegiate career at Texas Tech ranked eighth in school history with 362 tackles.
- Named a Capital One Academic All-America first-team selection and an All-Big 12 second team member as a senior in 2012.
- Led the Red Raiders with 101 tackles during his senior year.

### PERSONAL

- Attended Stephenville (Texas) High School, where he started in the defensive backfield for three years.
- Cody and wife, Ashley, have three sons.

## CODY DAVIS STATISTICS

POS: DB HT: 6-2 WT: 203 LBS YEAR: 9<sup>TH</sup> ACQ: UFA (JAX)-20 COLLEGE: TEXAS TECH BORN: 6/6/89

### REGULAR SEASON DEFENSIVE STATISTICS

			TACKLES					INTERCEPTIONS					MISCELLANEOUS						
Year	Team	G/S	TT	UT	A	S	YDS	NO	YDS	AVG	LG	TD	PD	FF	FR	YDS	TD	SPT	
2013	STL Rams	12/0	0	0	0	0.0	0.0	0	0	0.0	0	0	0	0	0	0	0	4	
2014	STL Rams	15/0	2	2	0	0.0	0.0	0	0	0.0	0	0	0	0	1	0	0	7	
2015	STL Rams	16/0	0	0	0	0.0	0.0	0	0	0.0	0	0	0	0	0	0	0	10	
2016	L.A. Rams	15/3	10	6	4	0.0	0.0	1	29	29.0	29	0	3	0	0	0	0	4	
2017	L.A. Rams	7/2	19	12	7	0.0	0.0	1	0	0.0	0	0	4	0	0	0	0	3	
2018	Jaguars	16/0	0	0	0	0.0	0.0	0	0	0.0	0	0	0	0	0	0	0	10	
2019	Jaguars	16/0	5	2	3	0.0	0.0	0	0	0.0	0	0	1	0	0	0	0	8	
2020	Patriots	13/0	0	0	0	0.0	0.0	0	0	0.0	0	0	0	0	0	0	0	9	
Totals – 8 Years		110/5	36	22	14	0.0	0.0	2	29	14.5	29	0	8	0	1	0	0	55	

**Additional Special Teams Statistics:** PAT Block at (Houston 11/3/19), Blocked field goal at LA Chargers (12/6). 1 Reception for 20 Yards on Fake Punt at Green Bay (10/11/15), 1 Reception for 7 Yards on Fake Punt at Atlanta (12/22/19).

### POSTSEASON DEFENSIVE STATISTICS

			TACKLES					INTERCEPTIONS					MISCELLANEOUS						
Year	Team	G/S	TT	UT	A	S	YDS	NO	YDS	AVG	LG	TD	PD	FF	FR	YDS	TD	SPT	
2017	L.A. Rams	1/0	0	0	0	0.0	0.0	0	0	0.0	0	0	0	0	0	0	0	2	
Totals – 1 Year		1/0	0	0	0	0.0	0.0	0	0	0.0	0	0	0	0	0	0	0	2	



# KYLE DUGGER

## 23 | DEFENSIVE BACK

**HT:** 6-2 | **WT:** 220 | **Born:** 3/22/1996 | **Exp. (NFL/Patriots):** 2/2  
**GP/GS (Playoffs):** 14/7 (0/0) | **Acq:** D2a-20 (37th)  
**College:** Lenoir-Rhyne | **Hometown:** Decatur, Ga.

### CAREER TRANSACTIONS

Kyle Dugger was drafted by the New England Patriots in the second round (37th overall) of the 2020 NFL Draft.

### SEASONAL REVIEWS

#### 2020 (14/7)

- Played in 14 games with seven starts in nickel defense and registered 59 tackles, one pass defended and five special teams tackles. Also returned two kickoffs for 47 yards.
- Was inactive vs. San Francisco (10/25) and at Buffalo (11/1) due to injury.
- Made his NFL debut, appearing as a reserve at safety and on special teams, in the season-opening win over Miami (9/13).
- Appeared as a reserve at safety and made five tackles at Seattle (9/20). Also returned his first NFL kickoff 30 yards.
- Made his first NFL start when the Patriots opened in nickel defense in the win vs. Baltimore (11/15). Led the team with 12 tackles.
- Started for the third straight week vs. Arizona (11/29) and made four tackles. Played a key role in limiting Arizona to 298 net yards. Arizona entered the game with the NFL's top-ranked offense, averaging 414.3-yards per game.
- Started at safety and made four tackles, one pass defended and one special teams tackle at Miami (12/22).

### COLLEGE

- Appeared in 42 games during his career at Lenoir-Rhyne and totaled 237 tackles, 10 interceptions, 36 passes defended, six forced fumbles and six fumble recoveries.

- Also returned 67 punts for a school-record 929 yards and six touchdowns.
- Despite playing in just seven games due to injury as a senior in 2019, Dugger was impactful enough to win the Cliff Harris Award, given to the best defensive player in NCAA Division II. Was also named a D2Football.com First Team All-American while the AFCA and D2CCA awarded him Second Team All-American honors.
- Became the only player in Lenoir-Rhyne history to have two games with punt returns for touchdowns.
- Was named First Team All-South Atlantic Conference at both defensive back and return specialist as a junior in 2018.
- Named to the Second Team All-Conference as a redshirt sophomore in 2017.
- Earned a medical redshirt in 2016.
- Started 10 games as a redshirt freshman in 2015 and led the team with six passes defended, four interceptions and two fumble recoveries. Was named South Atlantic Conference Defensive Freshman of the Year.
- Redshirted as a freshman in 2014.

### PERSONAL

- Attended Whitewater High School (Ga.), where he lettered for two years in both football and basketball.
- Recorded 80 tackles, three interceptions and five passes defended as a senior. Earned First-Team All-County in football and All-County Honorable Mention honors in basketball.

## KYLE DUGGER STATISTICS

**POS:** DB **HT:** 6-2 **WT:** 220 LBS **YEAR:** 2<sup>ND</sup> **ACQ:** D2a-20 (37<sup>TH</sup>) **COLLEGE:** LENOIR-RHYNE **BORN:** 3/22/96

### REGULAR SEASON DEFENSIVE STATISTICS

		TACKLES						INTERCEPTIONS						MISCELLANEOUS				
Year	Team	G/S	TT	UT	A	S	YDS	NO	YDS	AVG	LG	TD	PD	FF	FR	YDS	TD	SPT
2020	Patriots	14/7	59	40	19	0.0	0.0	0	0	0.0	0	0	1	0	0	0	0	5
Totals – 1 Year		14/7	59	40	19	0.0	0.0	0	0	0.0	0	0	1	0	0	0	0	5

**Additional Special Teams Statistics:** 1 Kickoff Return 30 Yards at Seattle (9/20), 1 Kickoff Return for 17 Yards vs. Las Vegas (9/27).

## PLAYERS

2020		OPPONENT	P/S	TT	UT	A	S	YDS	INT	YDS	PD	FF	FR	SPT															
09/13		Miami	p	0	0	-	-	-	-	-	-	-	-	-	11/15	Baltimore	S	12	7	5	-	-	-	-	-	-	-	-	
09/20	at	Seattle	p	5	3	2	-	-	-	-	-	-	-	1	11/22	at Houston	S	6	4	2	-	-	-	-	-	-	-	-	
09/27		Las Vegas	p	1	1	0	-	-	-	-	-	-	-	-	11/29	Arizona	S	4	3	1	-	-	-	-	-	-	-	-	
10/05	at	Kansas City	p	4	3	1	-	-	-	-	-	-	-	-	12/06	at L.A. Chargers	S	5	3	2	-	-	-	-	-	-	-	1	
10/18		Denver	p	5	4	1	-	-	-	-	-	-	-	-	12/10	at L.A. Rams	S	3	2	1	-	-	-	-	-	-	-	-	
10/25		San Francisco					Inactive							-	12/20	at Miami	S	4	3	1	-	-	-	-	1	-	-	-	
11/01	at	Buffalo					Inactive							-	12/28	Buffalo	p	4	2	2	-	-	-	-	-	-	-	1	
11/09	at	N.Y. Jets	p	1	0	1	-	-	-	-	-	-	-	-	01/03	N.Y. Jets	S	5	5	0	-	-	-	-	-	-	-	-	
															2020 Totals			14/7	59	40	19	0.0	0.0	0	0	1	0	0	5



**HT:** 6-2 | **WT:** 300 | **Born:** 6/5/1989 | **Exp. (NFL/Patriots):** 6/5  
**GP/GS (Playoffs):** 45/4 (2/0) | **Acq:** FA-17  
**College:** Iowa | **Hometown:** Iowa City, Iowa

 **SUPER BOWLS:** 15, 18

James Ferentz was signed by the New England Patriots on May 17, 2021 ... Originally signed by Houston as a rookie free agent (5/16/14) ... Released by Houston (8/30/14) ... Signed by Houston to the practice squad (9/1/14) ... Released by Houston (9/5/15) ... Claimed off waivers and awarded to Denver from Houston (9/6/15) ... Signed by Denver as a free agent (4/10/17) ... Released by Denver (5/10/17) ... Signed by New England as a free agent (5/18/17) ... Released by New England (9/2/17) ... Signed by New England to the practice squad (9/3/17) ... Signed by New England to a futures contract (2/6/18) ... Released by New England (9/1/18) ... Signed by New England to the practice squad (9/2/18) ... Signed by New England to the 53-man roster from the practice squad (11/3/18) ... Released by New England (8/31/19) ... Signed by New England to the 53-man roster as a free agent (9/6/19) ... Signed by New England to the practice squad (9/16/20) ... Signed by New England to the 53-man roster from the practice squad (9/26/20).

**2020 (7/2)**

- Signed by New England to the practice squad on Sept. 16 and joined the 53-man roster on Sept. 26. Did not attend training camp.
- Played in seven games with two starts at center in place of David Andrews - at Kansas City (10/5) and vs. N.Y. Jets (1/3).
- Was active but did not play in five contests and missed games vs. Denver (10/18) and vs. San Francisco (10/25) after being placed on Reserve/COVID-19.
- Replaced David Andrews at center after he left due to injury at Miami (12/20).

- Played in 15 regular-season games and made his first two career starts along the offensive line. Played mainly on

special teams and filled in as an interior lineman. Also saw limited action at fullback.

- Appeared as a reserve in the AFC Wild Card vs. Tennessee (1/4).
- Was active but did not play in the win at Philadelphia (11/17).
- Played at fullback in goal-line sets in the win at the New York Jets (10/21).
- Started his first career game in place of an injured Shaq Mason at right guard in the win vs. Cleveland (10/27).
- Substituted into the game at center in the third quarter when OL Ted Karras exited the game due to injury in the loss at Houston (12/1). Also contributed on special teams.
- Started his second game of his career and his first at center due to OL Ted Karras being inactive due to injury in the loss vs. Kansas City (12/8).
- Contributed on special teams and saw snaps at right guard while filling in for Shaq Mason after Mason left the game late with an injury in the win at Cincinnati (12/15).

- Went to training camp with the Patriots and was released prior to the start of the regular season.

- Started the season on the Patriots practice squad before being added to the 53-man roster on Nov. 3. Appeared in two regular season games as a reserve and was inactive for the final six games of the regular season and all three postseason contests.
- Made his Patriots debut with contributions on special teams in the win vs. Green Bay (11/4).

- Went to training camp with the Patriots and was released prior to the start of the regular season. Spent the season on the New England practice squad.

**2016 (7/0 – DENVER)**

- Appeared in seven games on offense and special teams as a reserve.
- Was active but did not play in nine games.

**2015 (14/0, 1/0 – DENVER)**

- Played in 14 regular-season games, seeing action on offense and special teams.
- Appeared in one postseason contest and was active but did not play in two others, including Super Bowl 50.
- Was active, but did not play at Detroit (9/27) and vs. New England (11/29).
- Made his postseason debut in the AFC Championship game vs. New England (1/24).
- Made his NFL debut vs. Baltimore (9/13).

**2014 (0/0 – HOUSTON)**

- Finished college in 2013 and spent a year out of football before being signed by Houston in the 2014 offseason.
- Joined the Texans as a rookie free agent and spent his rookie season on the Houston practice squad.



# NICK FOLK

6 | KICKER

**HT:** 6-1 | **WT:** 222 | **Born:** 11/5/1984 | **Exp. (NFL/Patriots):** 14/3

**GP/GS (Playoffs):** 177/0 (5/0) | **Acq:** FA-20

**College:** Arizona | **Hometown:** Sherman Oaks, Calif.



**PRO BOWLS:** 07

**CAREER TRANSACTIONS**

Nick Folk was re-signed by the New England Patriots as an unrestricted free agent on March 23, 2021 ... Originally drafted by Dallas in the sixth round (178th overall) of the 2007 NFL Draft ... Released by Dallas (12/22/09) ... Signed by N.Y. Jets as a free agent (2/23/10) ... Re-signed by N.Y. Jets as an unrestricted free agent (7/30/11) ... Re-signed by N.Y. Jets as an unrestricted free agent (3/14/12) ... Re-signed by N.Y. Jets as an unrestricted free agent (3/17/13) ... Released by N.Y. Jets (2/24/17) ... Signed by Tampa Bay as a free agent (3/20/17) ... Released by Tampa Bay (2/22/18) ... Signed by New England (10/30/19) ... Released by New England (11/29/19) ... Re-signed by New England (12/7/19) ... Re-signed by New England as a free agent (8/24/20) ... Released by New England (9/5/20) ... Signed by New England to the practice squad (9/6/20) ... Elevated by New England to the 53-man roster from the practice squad (Standard Elevation) (9/12/20) ... Reverted to the New England practice squad (9/14/20) ... Signed by New England to the 53-man roster from the practice squad (9/16/20).

**SEASONAL REVIEWS****2020 (16/0)**

- Initially began the season on the practice squad before being added to the 53-man roster prior to the season opener.
- Played in all 16 games and finished the season 26-of-28

**COLLEGE**

- Started 38-of-39 games played at the University of Iowa, including 38 consecutive games during his last three seasons (2010-12).
- Named to the Rimington Trophy (nation's top center) pre-season watch list prior to his junior and senior seasons.
- Chosen as a second team All-Big Ten Conference selection by league coaches following his senior campaign.
- Started all 13 games and was named honorable-mention All-Big Ten as a junior.

**PERSONAL**

- Named first-team all-state as a junior and senior at Iowa City (Iowa) High School, where he helped his team advance to the state playoffs three consecutive years.
- Lettered four times in wrestling.
- Father, Kirk, is the University of Iowa's head football coach and his brother, Brian, is the current offensive coordinator for the Hawkeyes and former member of the Patriots coaching staff.

**HONORS & AWARDS**

**2020:** AFC Special Teams Player of the Week (Wk 9), AFC Special Teams Player of the Week (Wk 12)

**2013:** AFC Special Teams Player of the Week (Wk 1), AFC Special Teams Player of the Week (Wk 9)

**2010:** AFC Special Teams Player of the Week (Wk 10)

**2007:** Pro Bowl, PFWA All-Rookie Team, NFC Special Teams Player of the Week (Wk 5)

on field goals and 30-of-33 on extra points. The 92.9 field-goal conversion rate marked the highest percentage of his career.

- Was named AFC Special Teams Player of the Week following Week 9 at N.Y. Jets (11/9) and Week 12 vs. Arizona (11/29) after kicking a game-winning field goal as time expired in both contests.
- Finished the season with 26 consecutive made field goals. After missing his first two field goals of the season, Folk did not miss, marking the second-longest field goal streak in team history and the longest streak in his career.
- Became the first kicker in NFL history to kick two game-winning field goals as time expired in a single season in NFL history. Kicked a 51-yarder at N.Y. Jets (11/9) and a 50-yarder vs. Arizona (11/29) with no time left to win both



## SINGLE-GAME CAREER HIGHS

## REGULAR SEASON:

<b>Extra Points Made:</b>	6	vs. Buffalo (9/9/12)
		vs. N.Y. Giants (9/9/07)
		at LA Chargers (12/6/20)
<b>Extra Points Att:</b>	6	vs. Buffalo (9/9/12)
		vs. N.Y. Giants (9/9/07)
		at LA Chargers (12/6/20)
<b>Field Goals Made:</b>	5	at Minnesota (12/7/14)
		vs. Minnesota (10/11/10)
<b>Field Goals Att.:</b>	5	at Minnesota (12/7/14)
		vs. Minnesota (10/11/10)
<b>Long:</b>	56	at Denver (10/17/10)
<b>Points:</b>	17	vs. Minnesota (11/10/10)

contests.

- Lifted the Patriots to a 30-27 win at N.Y. Jets (11/9) with a 51-yard field as time expired, the longest game-winning field goal as time expired in team history. Went 3-for-3 on field goals overall and made all three extra point attempts. Was named AFC Special Teams Player of the Week.
- Successfully made both extra point attempts and went 2-for-2 on field goals, including a game-winning, walk-off 50-yard field goal as time expired in the win vs. Arizona (11/29). Became the first kicker in NFL history to kick two game-winning 50-yard field goals as time expired in a single season in NFL history. Was named AFC Special Teams Player of the Week. The 50-yard game-winning field goal against the Cardinals was the second-longest game-winning field goal with no time left in Patriots history, behind the 51-yarder he hit at N.Y. Jets (11/9). The previous long was 48 yards by Adam Vinatieri in Super Bowl XXXVI vs. the St. Louis Rams.
- Made six extra points and connected on a 32-yard field goal in the win at L.A. Chargers (12/6). Marked the third time in his career he made six extra points in a single game and the first since 2012.
- Went 4-for-4 on field goals and extended his streak to 25 consecutive field goals made at Miami (12/20), marking the ninth time in his career that he has made at least four field goals in a single game. Has connected on five field goals in a game twice.
- Made his lone field goal attempt, a 45-yarder in the opening drive vs Buffalo (12/28), extending his streak to 26 consecutive field goals made.

## 2019 (7/0, 1/0)

- Spent the 2019 NFL offseason with the Arizona Hotshots of the Alliance of American Football.
- Signed with New England as a free agent on Oct. 30, 2019, was released on Nov. 29, 2019 and re-signed on Dec. 7, 2019.
- Appeared in seven regular-season games and successfully converted 14-of-17 field goal attempts and all 12 extra point tries.
- Made both field goals (36, 21) he attempted and an extra point in the AFC Wild Card loss vs. Tennessee (1/4).

## LOCAL LINEAGE

- Nick Folk's mother is a direct descendant of William Bradford, a founder, settler and longtime governor of the Plymouth Colony settlement. Bradford was also a passenger on the *Mayflower's* original voyage to America.
- Made his Patriots debut and made two-of-two field goals (22, 19 yards) and made both extra points he attempted in the loss at Baltimore (11/3).
- Made all three field goals he attempted (35, 22, 39 yards) in the win at Philadelphia (11/17).
- Made all four kicks he attempted with three field goals (36, 51, 20) and one extra point in the win vs. Buffalo (12/21). His 51-yard field goal in the third quarter was a season-long for Folk and the Patriots.

## 2017 (4/0 – TAMPA BAY)

- Played in four games for the Buccaneers and converted 6-of-11 field-goal attempts and 7-of-9 extra points before suffering a season-ending injury.
- Released by Tampa Bay on Feb. 22, 2018.

## 2016 (16/0 – N.Y. JETS)

- Played in all 16 games and made 27-of-31 field goals and 24-of-26 extra points.
- Had five games of three or more made field goals.
- Registered a season-high 13 points at Buffalo (9/15), including tying a season-high in four extra points.
- Connected on a season-long 51-yard field goal against New England (11/27).

## 2015 (8/0 – N.Y.. JETS)

- Appeared in eight games for the Jets and converted 13-of-16 field goals and all 19 extra points.
- Was placed on season-ending injured reserve on Nov. 10.
- Connected on all three field-goal attempt and both extra-point attempts for a season-high 11 points at New England (10/25), including a season-long 55-yard field goal.

## 2014 (16/0 – N.Y. JETS)

- Played in all 16 games and successfully made 32-of-39 field-goal attempts and all 23 extra points.

## CONSECUTIVE KICKS

Nick Folk began the 2020 season 0-for-2 on field goal attempts and finished the season with 26 consecutive made field goals, tied for the second-longest streak in franchise history.

MOST CONSECUTIVE FIELD GOALS MADE  
IN PATRIOTS HISTORY

Player	Consec. FGs Made	Dates
Stephen Gostkowski	31	12/07/14-11/23/15
<b>Nick Folk</b>	<b>26</b>	<b>9/20/20-1/3/21*</b>
Adam Vinatieri	26	11/24/96-11/9/97
Adam Vinatieri	23	10/7/04-12/26/04
Stephen Gostkowski	21	9/23/13-11/24/13

\*Current streak through 2020 season

- Had five games of three or more made field goals.
- Booted a season-long 55-yard field goal vs. Buffalo (10/26).
- Connected on a career-high five field-goal attempts and an extra point for a season-high 16 points at Minnesota (12/7).

### 2013 (16/0 – N.Y. JETS)

- Kicked in all 16 games for the Jets and converted 33-of-36 field-goal attempts and all 27 extra points for 126 points scored.
- Earned two AFC Special Teams Player of the Week honors vs. Tampa Bay (9/8) and vs. New Orleans (11/3).
- Had five games of three or more made field goals.
- Successfully booted an extra point and three field goals, including a late-game winner in the season-opening win vs. Tampa Bay (9/8). Was named AFC Special Teams Player of the Week.
- Posted a season-high 14 points on four field-goal attempts and two extra points vs. New Orleans (11/3), earning AFC Special Teams Player of the Week for his efforts.
- Kicked a season-long 54-yard field goal at Carolina (12/15).

### 2012 (16/0 – N.Y. JETS)

- Played in all 16 games and converted 21-of-27 field goals and all 30 extra points attempted, finishing the season with 93 points.
- Tied a career-high with six extra points made and kicked two field goals in the season-opening win vs. Buffalo (9/9).
- Tallied a season-high 14 points by connecting on all four field-goal attempts and two extra points at New England (10/21). Kicked a season-long 54-yard field goal.

### 2011 (16/0 – N.Y. JETS)

- Kicked in all 16 games for the Jets and finished 19-of-25 on field goals and 44-of-44 on extra points for 101 points scored on the season.
- Posted a season-high 12 points scored on three field goals and three extra points made vs. Jacksonville (9/18).
- Booted a season-long 51-yard field goal in the win at Washington (12/4).

### 2010 (16/0, 3/0 – N.Y. JETS)

- Played in all 16 regular-season contests for the Jets and successfully converted 30-of-39 field goals and fell 37 extra points, tallying 127 points.
- Kicked in all three playoff games and converted 2-of-3 field goals and all eight extra-point attempts.
- Notched a single-game career-high 17 points after kicking five field goals and two extra points in the win vs. Minnesota (10/11). Five field goals made also tied a career high.

- Booted a career-long 56-yard field goal at Denver (10/17).

### 2009 (14/0 – DALLAS)

- Appeared in 14 games for the Cowboys and converted 18-of-28 field-goal attempts and all 36 extra points, finishing the season with 90 points.
- Tallied a season-high 13 points on three made field goals and four extra points in the win vs. Atlanta (10/25).
- Released by Dallas on Dec. 22.

### 2008 (16/0 – DALLAS)

- Played in all 16 games for the Cowboys, scoring 102 points on 20-of-22 field goals and all 42 extra points attempted.
- Registered a season-high 15 points on four made field goals and three extra points in the win vs. San Francisco (11/23).

### 2007 (16/0, 1/0 – DALLAS)

- Kicked in all 16 regular-season games for Dallas as a rookie, posting a career-high 131 points on 26-of-31 field goals and 53-of-53 extra points.
- Successfully converted one field goal and two extra points in the Divisional Playoff loss vs. N.Y. Giants (1/13).
- Earned Pro Bowl honors and was named to the PFWA All-Rookie Team.
- Matched season-highs with 13 points scored at Miami (9/16), at Buffalo (10/8) and vs. Green Bay (11/29).
- Made his NFL debut and made a single-game career-high six extra points in the season-opening win vs. N.Y. Giants (9/9). Also made one field goal.
- Named NFC Special Teams Player of the Week for converting all four field-goal attempts and an extra points in the win at Buffalo (10/8).

### COLLEGE

- Played collegiately at Arizona, where he made 30-of-47 field goals, with a long of 53 yards. Also went 79-of-81 on extra points.
- Earned first-team All-Pac 10 honors following his senior season in 2006.

### PERSONAL

- Attended Notre Dame High School (Sherman Oaks, Calif.), where he was named to the All-California Interscholastic Federation Southern Section second-team kicker and first-team punter.
- Dual citizen of both the United States and Germany.
- Folk's mother is a direct descendant of William Bradford, an original Mayflower passenger and governor of Plymouth Colony.
- Majored in marketing at Arizona.
- Married to wife, Julianne.

# NICK FOLK STATISTICS

POS: K HT: 6-1 WT: 222 LBS YEAR: 14<sup>TH</sup> ACQ: FA-20 COLLEGE: ARIZONA BORN: 11/5/84

## REGULAR SEASON STATISTICS

FIELD GOALS														PATs			
Year	Team	G	1-29	Pct	30-39	Pct	40-49	Pct	50+	Pct.	Overall	Pct.	Lg	Made	Att	2-Pt	Pts.
2007	Cowboys	16	10-12	83.3	7-7	100.0	7-7	100.0	2-5	40.0	26-31	83.9	53	53	53	0	131
2008	Cowboys	16	1-1	100.0	7-8	87.5	10-11	90.9	2-2	100.0	20-22	90.9	52	42	42	0	102
2009	Cowboys	14	6-7	85.7	6-7	85.7	5-12	41.7	1-2	50.0	18-28	64.3	51	36	36	0	90
2010	N.Y. Jets	16	11-12	91.7	14-16	87.5	3-6	50.0	2-5	40.0	30-39	76.9	56	37	37	0	127
2011	N.Y. Jets	16	5-6	83.3	6-6	100.0	5-7	71.4	3-6	50.0	19-25	76.0	51	44	44	0	101
2012	N.Y. Jets	16	7-8	87.5	6-8	75.0	5-7	71.4	3-4	75.0	21-27	77.8	54	30	30	0	93
2013	N.Y. Jets	16	8-8	100.0	10-11	90.9	12-14	85.7	3-3	100.0	33-36	91.7	54	27	27	0	126
2014	N.Y. Jets	16	13-13	100.0	7-7	100.0	9-13	69.2	3-6	50.0	32-39	82.1	55	23	23	0	119
2015	N.Y. Jets	8	2-2	100.0	6-6	100.0	3-6	50.0	2-2	100.0	13-16	81.3	55	19	19	0	58
2016	N.Y. Jets	16	12-13	92.3	10-11	90.9	3-3	100.0	2-4	50.0	27-31	87.1	51	24	26	0	105
2017	Buccaneers	4	2-2	100.0	1-2	50.0	2-5	40.0	1-2	50.0	6-11	54.5	50	7	9	0	25
2019	Patriots	7	6-6	100.0	3-3	100.0	4-7	57.1	1-1	100.0	14-17	82.4	51	12	12	0	54
2020	Patriots	16	6-6	100.0	7-7	100.0	11-12	91.7	2-3	66.7	26-28	92.9	51	30	33	0	108
Totals – 13 Years		177	89-96	92.7	90-99	90.9	79-110	71.8	27-45	60.0	285-350	81.4	56	384	391	0	1,239

Additional Statistics: Special Teams Tackles - Career (4); 2007 (1), 2008 (1), 2010 (1), 2016 (1).

## POSTSEASON STATISTICS

FIELD GOALS													PATs				
Year	Team	G	1-29	Pct	30-39	Pct	40-49	Pct	50+	Pct.	Overall	Pct.	Lg	Made	Att	2-Pt	Pts.
2007	Cowboys	1	0-0	--	1-1	100.0	0-0	--	0-0	--	1-1	100.0	34	2	2	0	5
2010	Jets	3	0-0	--	1-2	50.0	1-1	100.0	0-0	--	2-3	66.7	42	8	8	0	14
2019	Patriots	1	1-1	100.0	1-1	100.0	0-0	--	0-0	--	2-2	0.0	36	1	1	0	7
Totals – 3 Years		5	1-1	100.0	3-4	75.0	1-1	100.0	0-0	--	5-6	83.3	42	11	11	0	26

# FOLK'S CAREER GAME-BY-GAME

2007	OPPONENT	XP	%	FG	BLK	%	Pts	FGs (Missed)	10/26	Tampa Bay	1-1	100%	2-2	0	100%	7	38,45
09/09	N.Y. Giants	6-6	100%	1-1	0	100%	9	31	11/02	at N.Y. Giants	2-2	100%	0-0	0	--	2	--
09/16	at Miami	4-4	100%	3-3	0	100%	13	26,28,47	11/16	at Washington	2-2	100%	0-0	0	--	2	--
09/23	at Chicago	4-4	100%	2-3	1	67%	10	30,(23b),44	11/23	San Francisco	3-3	100%	4-4	0	100%	15	48,41,47,42
09/30	St. Louis	5-5	100%	0-0	0	--	5	--	11/27	Seattle	4-4	100%	2-2	0	100%	10	41,42
10/08	at Buffalo	1-1	100%	4-4	0	100%	13	47,29,37,53	12/07	at Pittsburgh	1-1	100%	2-2	0	100%	7	44,33
10/14	New England	3-3	100%	2-2	0	100%	9	38,23	12/14	N.Y. Giants	2-2	100%	0-0	0	--	2	--
10/21	Minnesota	3-3	100%	1-2	0	50%	6	(50),45	12/20	Baltimore	3-3	100%	1-1	0	100%	6	35
11/04	at Philadelphia	5-5	100%	1-1	0	100%	8	22	12/28	at Philadelphia	0-0	--	2-2	0	100%	6	37,42
11/11	at N.Y. Giants	4-4	100%	1-1	0	100%	7	44	2008 Totals		42-42	100%	20-22	0	90.9%	102	
11/18	Washington	4-4	100%	0-1	0	0%	4	(51)									
11/22	N.Y. Jets	4-4	100%	2-2	0	100%	10	46,27	2009	OPPONENT	XP	%	FG	BLK	%	Pts	FGs (Missed)
11/29	Green Bay	4-4	100%	3-3	0	100%	13	26,51,25	09/13	at Tampa Bay	4-4	100%	2-2	0	100%	10	51,22
12/09	at Detroit	4-4	100%	0-1	0	0%	4	(50)	09/20	N.Y. Giants	4-4	100%	1-1	0	100%	7	47
12/16	Philadelphia	0-0	--	2-2	0	100%	6	33,23	09/28	Carolina	1-1	100%	2-3	0	67%	7	(40),24,19
12/22	at Carolina	3-3	100%	2-2	0	100%	8	(28),37,30	10/04	at Denver	1-1	100%	1-1	0	100%	4	49
12/29	at Washington	0-0	--	2-3	0	67%	6	(28),37,30	10/11	at Kansas City	2-2	100%	2-3	0	67%	8	(40),22,28
2007 Totals		53-53	100%	26-31	1	83.9%	131		10/25	Atlanta	4-4	100%	3-3	0	100%	13	38,46,34
01/13	N.Y. Giants	2-2	100%	1-1	0	100%	5	34	11/01	Seattle	5-5	100%	1-2	0	50%	8	(48),40
2007 Postseason		2-2	100%	1-1	0	100%	5		11/08	at Philadelphia	2-2	100%	1-2	0	50%	8	22,33
									11/15	at Green Bay	1-1	100%	0-1	0	0%	1	(38)
2008	OPPONENT	XP	%	FG	BLK	%	Pts	FGs (Missed)	11/22	Washington	1-1	0%	0-1	0	0%	1	(46)
09/07	at Cleveland	4-4	100%	0-0	0	--	4	--	11/26	Oakland	3-3	100%	1-2	0	50%	6	36,(49)
09/15	Philadelphia	5-5	100%	2-2	0	100%	11	51,47	12/06	at N.Y. Giants	3-3	100%	1-3	0	33%	6	34,(57),(42)
09/21	at Green Bay	3-3	100%	2-2	0	100%	9	25,39	12/13	San Diego	2-2	100%	1-2	0	50%	5	31,(42)
09/28	Washington	3-3	100%	1-1	0	100%	6	36	12/19	at New Orleans	3-3	100%	1-2	0	50%	6	44,(24)
10/05	Cincinnati	4-4	100%	1-1	0	100%	7	30	12/27	at Washington							
10/12	at Arizona	3-3	100%	1-2	0	50%	6	(37),52									
10/19	at St. Louis	2-2	100%	0-1	0	0%	2	(46)	2009 Totals		36-36	100%	18-28	0	64.3%	90	

# FOLK'S CAREER GAME-BY-GAME (CONT.)

## PLAYERS

2010	OPPONENT	XP	%	FG	BLK	%	PTS	Fgs (Missed)
09/13	Baltimore	0-0	--	3-3	0	100%	9	23,28,48
09/19	New England	2-2	100%	2-2	0	100%	8	49,36
09/26	at Miami	4-4	100%	1-2	1	50%	7	(61b),30
10/03	at Buffalo	5-5	100%	1-2	0	50%	8	(30),19
10/11	Minnesota	2-2	100%	5-5	0	100%	17	25,53,22,34,31
10/17	at Denver	3-3	100%	1-1	0	100%	6	56
10/31	Green Bay	0-0	100%	0-1	0	0%	0	(37)
11/07	at Detroit	2-2	100%	3-3	0	100%	11	31,36,30
11/14	at Cleveland	2-2	100%	2-5	0	40%	8	27,(48),(24),25,(47)
11/21	Houston	3-3	100%	3-4	0	75%	12	37,33,(53),30
11/25	Cincinnati	3-3	100%	1-2	0	50%	6	27,(44)
12/06	at New England	0-0	--	1-2	0	50%	3	(53),39
12/12	Miami	0-0	--	2-2	0	100%	6	35,42
12/19	at Pittsburgh	2-2	100%	2-2	0	100%	8	25,34
12/26	at Chicago	4-4	100%	2-2	0	100%	10	26,34
01/02	Buffalo	5-5	100%	1-1	0	100%	8	28
<b>2010 Totals</b>		<b>37-37</b>	<b>100%</b>	<b>30-39</b>		<b>176.9%</b>	<b>127</b>	
01/08	at Indianapolis	2-2	100%	1-1	0	100%	5	32
01/16	at New England	0-0	--	0-1	0	0%	4	(30)
01/23	at Pittsburgh	2-2	100%	1-1	0	100%	5	42
<b>2010 Postseason</b>		<b>8-8</b>	<b>100%</b>	<b>2-3</b>		<b>0</b>	<b>67%</b>	<b>14</b>

2011	OPPONENT	XP	%	FG	BLK	%	PTS	Fgs (Missed)
09/11	Dallas	3-3	100%	2-2	0	100%	9	34,50
09/18	Jacksonville	3-3	100%	3-3	0	100%	12	38,45,23
09/25	at Oakland	3-3	100%	1-1	0	100%	6	21
10/02	at Baltimore	2-2	100%	1-1	0	100%	5	40
10/09	at New England	3-3	100%	0-0	0	--	3	--
10/17	Miami	3-3	100%	1-1	0	100%	6	28
10/23	San Diego	3-3	100%	2-2	0	100%	9	35,30
11/06	at Buffalo	3-3	100%	2-3	0	67%	9	49,(50),50
11/13	New England	2-2	100%	0-1	0	0%	2	(24)
11/17	at Denver	1-1	100%	2-4	0	50%	7	(52),21,(61),45
11/27	Buffalo	4-4	100%	0-0	0	--	4	--
12/04	at Washington	4-4	100%	2-3	0	67%	10	45,51,(40)
12/11	Kansas City	5-5	100%	0-0	0	--	5	--
12/18	at Philadelphia	1-1	100%	2-2	0	100%	7	39,28
12/24	N.Y. Giants	2-2	100%	0-1	0	0%	2	31
01/01	at Miami	2-2	100%	1-1	0	100%	5	
<b>2011 Totals</b>		<b>44-44</b>	<b>100%</b>	<b>19-25</b>		<b>0</b>	<b>76%</b>	<b>101</b>

2012	OPPONENT	XP	%	FG	BLK	%	PTS	Fgs (Missed)
09/09	Buffalo	6-6	100%	2-2	0	100%	12	25,39
09/16	at Pittsburgh	1-1	100%	1-1	0	100%	4	38
09/23	at Miami	2-2	100%	3-3	0	3-3	11	33,20,33
09/30	San Francisco	0-0	--	0-0	0	--	0	--
10/08	Houston	2-2	100%	1-1	0	100%	5	21
10/14	Indianapolis	5-5	100%	0-0	0	--	5	--
10/21	at New England	2-2	100%	4-4	0	100%	14	54,21,43,43
10/28	Miami	0-0	--	1-2	1	50%	3	(35b),38
11/11	at Seattle	1-1	100%	0-0	0	--	1	--
11/18	at St. Louis	3-3	100%	2-4	1	50%	9	51,(26b),51,(44)
11/22	New England	2-2	100%	1-1	0	100%	5	32
12/02	Arizona	1-1	100%	0-2	0	0%	1	--
12/09	at Jacksonville	2-2	100%	1-1	0	100%	5	44
12/17	at Tennessee	1-1	100%	1-1	0	100%	4	22
12/23	San Diego	2-2	100%	1-1	0	100%	5	40
12/30	at Buffalo	0-0	--	3-4	1	75%	9	47,23,28,(30b)
<b>2012 Totals</b>		<b>30-30</b>	<b>100%</b>	<b>21-27</b>		<b>3</b>	<b>77.8%</b>	<b>93</b>

2013	OPPONENT	XP	%	FG	BLK	%	PTS	Fgs (Missed)
09/08	Tampa Bay	1-1	100%	3-3	0	100%	10	43,30,48
09/12	at New England	1-1	100%	1-1	0	100%	4	37
09/22	Buffalo	3-3	100%	2-2	0	100%	9	47,34
09/29	at Tennessee	1-1	100%	2-2	0	100%	7	45,47
10/07	at Atlanta	3-3	100%	3-3	0	100%	12	22,36,43
10/13	Pittsburgh	0-0	--	2-2	0	100%	6	25,39
10/20	New England	3-3	100%	3-3	0	100%	12	37,37,42
10/27	at Cincinnati	0-0	--	3-3	0	100%	9	45,47,50
11/03	New Orleans	2-2	100%	4-4	0	100%	14	39,21,47,45

11/17	at Buffalo	2-2	100%	0-1	0	0%	2	(48)
11/24	at Baltimore	0-0	--	1-1	0	100%	3	27
12/01	at Miami	0-0	--	1-1	0	100%	3	20
12/08	Oakland	4-4	100%	3-3	0	100%	13	41,23,51
12/15	at Carolina	2-2	100%	2-2	0	100%	8	54,33
12/22	Cleveland	3-3	100%	1-2	0	50%	6	21,(49)
12/29	at Miami	2-2	100%	2-3	0	67%	8	(35),35,26
<b>2013 Totals</b>		<b>27-27</b>	<b>100%</b>	<b>33-36</b>		<b>0</b>	<b>91.7</b>	<b>126</b>

2014	OPPONENT	XP	%	FG	BLK	%	PTS	Fgs (Missed)
09/07	Oakland	1-1	100%	2-2	0	100%	7	45,42
09/14	at Green Bay	3-3	100%	1-1	0	100%	6	52
09/22	Chicago	1-1	100%	4-4	0	100%	13	43,28,22,42
09/28	Detroit	2-2	100%	1-1	0	100%	5	27
10/05	at San Diego	0-0	--	0-0	0	--	0	--
10/12	Denver	2-2	100%	1-1	0	100%	5	30
10/16	at New England	1-1	100%	4-5	1	80%	13	22,47,46,27,(58b)
10/26	Buffalo	2-2	100%	1-1	0	100%	5	55
11/02	at Kansas City	1-1	100%	1-1	0	100%	4	39
11/09	Pittsburgh	2-2	100%	2-3	0	67%	8	23,(45),30
11/24	at Buffalo	0-0	--	1-1	0	100%	3	27
12/01	Miami	1-1	100%	2-4	0	50%	7	40,(48),(45),(45)
12/07	at Minnesota	1-1	100%	5-5	0	100%	16	36,33,22,24,44
12/14	at Tennessee	1-1	100%	1-2	0	50%	4	(53),51
12/21	New England	1-1	100%	3-4	1	75%	10	26,23,37,(52b)
12/28	at Miami	4-4	100%	3-4	0	75%	13	(45),26,23,39
<b>2014 Totals</b>		<b>23-23</b>	<b>100%</b>	<b>32-39</b>		<b>2</b>	<b>82.1%</b>	<b>119</b>

2015	OPPONENT	XP	%	FG	BLK	%	PTS	Fgs (Missed)
09/13	Cleveland	4-4	100%	3-4	1	75%	10	(22b),45,20,23
09/21	at Indianapolis	2-2	100%	2-3	0	67%	8	35,(48),46
09/27	Philadelphia	2-2	100%	1-1	0	100%	5	53
10/04	at Miami	3-3	100%	2-3	0	67%	9	22,48,(40)
10/18	Washington	4-4	100%	2-3	0	67%	10	35,39,(49)
10/25	at New England	2-2	100%	3-3	0	100%	11	20,30,55
11/01	at Oakland	2-2	100%	2-2	0	100%	8	40,38
11/08	Jacksonville	0-0	--	0-0	0	--	0	
11/12	Buffalo	Placed on Injured Reserve (11/10)						
<b>2015 Totals</b>		<b>19-10</b>	<b>100%</b>	<b>13-16</b>		<b>0</b>	<b>81.3</b>	<b>58</b>

2016	OPPONENT	XP	%	FG	BLK	%	PTS	Fgs (Missed)
09/11	Cincinnati	1-2	100%	3-4	1	75%	10	(22b),45,20,23
09/15	at Buffalo	4-4	100%	3-3	0	100%	13	28,29,36
09/25	at Kansas City	0-0	--	1-1	0	100%	3	28
10/02	Seattle	2-2	100%	1-1	0	100%	5	34
10/09	at Pittsburgh	1-1	100%	2-2	0	100%	7	35,48
10/17	at Arizona	0-0	--	1-1	0	100%	3	39
10/23	Baltimore	3-3	100%	1-2	1	50%	6	22,(51b)
10/30	at Cleveland	4-4	100%	1-1	0	100%	7	24
11/06	at Miami	2-2	100%	3-3	0	100%	11	23,21,28
11/13	L.A. Rams	0-1	0%	0-0	0	--	0	--
11/27	New England	2-2	100%	1-2	1	50%	5	51,(54b)
12/05	Indianapolis	1-1	100%	1-1	0	100%	4	38
12/11	at San Francisco	0-0	--	3-3	0	100%	9	36,30,50
12/17	Miami	1-1	100%	2-2	0	100%	7	48,36
12/24	at New England	0-0	--	1-2	0	50%	3	(34),29
01/01	Buffalo	3-3	100%	3-3	0	100%	12	30,36,25
<b>2016 Totals</b>		<b>24-26</b>	<b>92.3</b>	<b>27-31</b>		<b>3</b>	<b>87.1</b>	<b>105</b>

2017	OPPONENT	XP	%	FG	BLK	%	PTS	Fgs (Missed)
09/17	Chicago	2-3	67%	3-3	0	100%	11	42,50,23
09/24	at Minnesota	2-2	100%	1-1	0	100%	5	40
10/01	N.Y. Giants	1-2	50%	2-4	0	50%	7	(46),20,(49),34
10/05	New England	2-2	100%	0-3	0	0%	2	(56),(49),(31)
10/12	at Arizona	Placed on Injured Reserve (10/9)						
<b>2017 Totals</b>		<b>7-9</b>	<b>77.8</b>	<b>6-11</b>		<b>0</b>	<b>54.5</b>	<b>25</b>

2018 Season: Out of NFL

2019	OPPONENT	XP	%	FG	BLK	%	PTS	Fgs (Missed)
10/27	Cleveland	Signed (10/30)						
11/03	at Baltimore	2-2	100%	2-2	0	100%	8	22,19
11/17	at Philadelphia	0-0	--	3-3	0	100%	9	35,22,39
11/24	Dallas	1-1	100%	2-4	0	50%	7	44,(46),(48),42
12/01	at Houston	Released (11/29); Re-signed (12/7)						
12/08	Kansas City	1-1	100%	1-2	1	50%	4	(41b),29
12/15	at Cincinnati	4-4	100%	2-2	0	100%	10	40,46
12/21	Buffalo	1-1	100%	3-3	0	100%	10	36,51,20
12/29	Miami	3-3	100%	1-1	0	100%	6	25
<b>2019 Totals</b>		<b>12-12</b>	<b>100%</b>	<b>14-17</b>	<b>1</b>	<b>82.4</b>	<b>54</b>	
01/04	Tennessee	1-1	100%	2-2	0	100%	7	36,21
<b>2019 Postseason</b>		<b>1-1</b>	<b>100%</b>	<b>2-2</b>	<b>0</b>	<b>100%</b>	<b>7</b>	

2020	OPPONENT	XP	%	FG	BLK	%	PTS	Fgs (Missed)
09/13	Miami	3-3	100%	0-1	0	0%	3	(45)
09/20	at Seattle	3-3	100%	1-2	0	50%	6	(51),25
09/27	Las Vegas	3-4	75%	3-3	0	100%	12	33,23,32
10/05	at Kansas City	1-1	100%	1-1	0	100%	4	43
10/18	Denver	0-0	--	2-2	0	100%	6	41,38
10/25	San Francisco	0-0	--	2-2	0	100%	6	40,41
11/01	at Buffalo	1-1	100%	2-2	0	100%	7	43,33
11/09	at N.Y. Jets	3-3	100%	3-3	0	100%	12	45,29,51
11/15	Baltimore	2-3	67%	1-1	0	100%	5	20
11/22	at Houston	2-2	100%	2-2	0	100%	8	45,36
11/29	Arizona	2-2	100%	2-2	0	100%	8	22,50
12/06	at L.A. Chargers	6-6	100%	1-1	0	100%	9	32
12/10	at L.A. Rams	0-0	--	1-1	0	100%	3	29
12/20	at Miami	0-0	--	4-4	0	100%	12	45,36,45,32
12/28	Buffalo	0-1	0%	1-1	0	100%	3	45
01/03	N.Y. Jets	4-4	100%	0-0	0	--	4	--
<b>2020 Totals</b>		<b>30-33</b>	<b>91%</b>	<b>26-28</b>	<b>0</b>	<b>92.9%</b>	<b>108</b>	



# TROY FUMAGALLI

## 88 | TIGHT END

**HT:** 6-6 | **WT:** 248 | **Born:** 2/17/1995 | **Exp. (NFL/Patriots):** 4/1  
**GP/GS (Playoffs):** 19/5 (0/0) | **Acq:** FA-21  
**College:** Wisconsin | **Hometown:** Aurora, Ill.

### PRONOUNCED foo-mah-GAH-lee

### CAREER TRANSACTIONS

Troy Fumagalli was signed by the New England Patriots as a free agent on May 27, 2021 ... Originally drafted by Denver in the fifth round (156th overall) of the 2018 NFL Draft ... Released by Denver (9/8/20) ... Signed by Houston to the practice squad (9/12/20) ... Released by Houston from the practice squad (10/27/20) ... Signed by Denver to the practice squad (11/9/20) ... Elevated by Denver to the 53-man roster from the practice squad (11/14/20) ... Reverted to the Denver practice squad (11/16/20) ... Elevated by Denver to the 53-man roster from the practice squad (11/21/20) ... Reverted to the Denver practice squad (11/23/20) ... Elevated by Denver to the 53-man roster from the practice squad (11/28/20) ... Reverted to the Denver practice squad (11/30/20) ... Elevated by Denver to the 53-man roster from the practice squad (12/05/20) ... Reverted to the Denver practice squad (12/07/20) ... Signed by Denver to the 53-man roster from the practice squad (12/12/20).

### SEASONAL REVIEWS

#### 2020 (8/0 – DENVER)

- Went to training camp with Denver and was released prior to the start of the regular season. Signed to the Houston practice squad on Sept. 12 and was released on Oct. 27.
- Joined the Denver practice squad on Nov. 9 and spent the remainder of the season between the Broncos 53-man roster and practice squad. Played in eight games as a reserve and registered eight receptions for 80 yards and one touchdown.
- Caught two passes for 15 yards and a touchdown in the season finale vs. Las Vegas (1/3)

### SINGLE-GAME CAREER HIGHS

#### REGULAR SEASON:

<b>Receptions:</b>	4	at Carolina (12/13/20)
<b>Receiving Yards:</b>	53	at Carolina (12/13/20)
<b>Receiving TDs:</b>	1	vs. Las Vegas (3/3/21) at Minnesota (11/17/19)
<b>Long:</b>	29	at Carolina (12/13/20)

#### 2019 (11/5 – DENVER)

- Played all 11 games with five starts and totaled six receptions for 38 yards and one touchdown. Also made one special teams tackle.
- Was inactive for five games.
- Caught one pass for a 3-yard touchdown, his first NFL score, at Minnesota (11/17).

#### 2018 (13/12 – TENNESSEE)

- Spent the entire season on injured reserve.

### COLLEGE

- Started 32-of-52 games at Wisconsin after initially joining the team as a walk-on. Finished collegiate career with 135 receptions for 1,627 yards and seven touchdowns.
- Played in 13 games as a senior in 2017 and totaled 46 receptions for 547 yards and four touchdowns.
- Started all 14 games as a junior in 2016 and posted 47 receptions for 580 yards and two touchdowns.
- Notched 28 receptions for 313 yards and one score over 11 games as a sophomore in 2015.
- Played in all 14 games with two starts as a freshman in 2014 and caught 14 passes for 187 yards.

## PERSONAL

- Attended Waubesa Valley High School in Aurora, Ill., where he was named a four-time academic all-conference honoree, playing tight end and linebacker.

- Finished his prep career with 172 tackles, four sacks and six passes defended.
- Also lettered in baseball.

# TROY FUMAGALLI STATISTICS

POS: TE HT: 6-6 WT: 248 LBS YEAR: 4<sup>TH</sup> ACQ: FA-21 COLLEGE: WISCONSIN BORN: 2/17/1995

## REGULAR SEASON OFFENSIVE STATISTICS

Year	Team	G/S	NO	RECEIVING				TD	NO	RUSHING				TD
				YDS	AVG	LG				YDS	AVG	LG		
2018	Broncos			Injured Reserve										
2019	Broncos	11/5	6	38	6.3	9		1	0	0	0.0	0		0
2020	Broncos	8/0	8	80	10.0	29		1	0	0	0.0	0		0
<b>Totals – 3 Years</b>		<b>19/5</b>	<b>14</b>	<b>118</b>	<b>8.4</b>	<b>29</b>		<b>1</b>	<b>0</b>	<b>0</b>	<b>0.0</b>	<b>0</b>		<b>0</b>

**Additional Statistics:** 1 Special Teams Tackle at Houston (12/8/19).

PLAYERS



## TYLER GAFFNEY



**34 | RUNNING BACK**

**HT:** 6-0 | **WT:** 220 | **Born:** 4/20/1991 | **Exp. (NFL/Patriots):** 4/4

**GP/GS (Playoffs):** 0/0 (0/0) | **Acq:** FA-21

**College:** Stanford | **Hometown:** San Diego, Calif.

**SUPER BOWLS:** 14, 16

## CAREER TRANSACTIONS

Tyler Gaffney was signed by the New England Patriots as a free agent on May 21, 2021 ... Originally drafted by Carolina in the sixth round (204th overall) in the 2014 NFL Draft ... Released by Carolina (7/27/14) ... Claimed off waivers and awarded to New England from Carolina (7/28/14) ... Released by New England (4/11/16) ... Signed by New England (4/14/16) ... Released by New England (9/9/16)...Signed by New England to the practice squad (10/17/16) ... Signed by New England to the 53-man roster from the practice squad (10/29/16) ...Released by New England (11/10/16) ... Signed by New England to the practice squad (11/12/16) ... Released by New England (3/20/17) ... Signed by Jacksonville as a free agent (8/2/17) ... Signed by San Francisco to the practice squad (12/22/20) ... Released by San Francisco from the practice squad (1/4/21).

## SEASONAL REVIEWS

### 2020 (0/0 – SAN FRANCISCO)

- Signed by the 49ers to the practice squad on Dec. 22 and was released on Jan. 4.

### 2019 (0/0)

- Spent the season out of football.

### 2018 (0/0)

- Spent the season out of football, playing baseball in the Pittsburgh Pirates minor league system.

## EXTRA POINTS

- Gaffney played three seasons of college baseball as an outfielder at Stanford. He batted .300 and hit eight home runs as a Cardinal before being drafted by the Pittsburgh Pirates in the 24th round of the 2012 MLB Draft. Gaffney played 89 games in the Pirates farm system while taking a year off from football in 2018. He hit .244 with six home runs and 36 runs batted in.
- Gaffney returned to Stanford following his rookie season and completed his degree in sociology and psychology.

### 2017 (0/0, 0/0 – JACKSONVILLE)

- Suffered an injury during training camp and spent the season on injured reserve.

### 2016 (0/0, 0/0)

- Went to training camp with New England was released prior to the start of the regular season.
- Signed to the practice squad on Oct. 17 and was added to the 53-man roster on Oct. 29.
- Was inactive for the win at Buffalo (10/30) and released on Nov. 10 before re-joining the practice squad on Nov. 12.

### 2015 (0/0, 0/0)

- Suffered an injury during training camp for the second straight season and spent the season on Injured Reserve.

## 2014 (0/0, 0/0)

- Suffered an injury in training camp while with Carolina and spent the season on Injured Reserve after being claimed by the Patriots off waivers.

## COLLEGE

- Played in 49 games with 14 starts at Stanford over four seasons, recording 486 carries for 2,500 yards and 33 touchdowns. Also posted 32 receptions for 264 yards and four touchdowns.
- Started 14 games as a senior in 2013, leading Stanford with 1,709 yards on 330 carries - the second-most yards and carries in school history - en route to earning second-team All-Pac 12 honors.
- Led the conference and ranked fifth in the nation with 21 rushing touchdowns, the third-highest total in Stanford history.
- Recorded nine 100-yard rushing performances, the second most in school history.

- Gained 100-plus yards in five-straight games, the second-longest streak in Stanford history.
- Earned Pac-12 Championship Game Most Valuable Player honors after rushing for 133 yards and three touchdowns on 22 carries against Arizona State.
- Played in 35 games from 2009-11 in his first three seasons of eligibility before leaving the football team to play minor league baseball in 2012. Returned to Stanford for his senior season in 2013.

## PERSONAL

- Attended Cathedral Catholic HS in San Diego, Calif.
- Selected by the Pittsburgh Pirates in the 24th round of the 2012 MLB Amateur Draft.
- Played in three different levels of Minor League Baseball over two seasons - in 2012 and 2018.
- Majored in sociology and psychology at Stanford.
- Tyler and his wife, Kristen, have two sons.

# TYLER GAFFNEY STATISTICS

POS: RB HT: 6-0 WT: 220 LBS YEAR: 4<sup>TH</sup> ACQ: FA-21 COLLEGE: STANFORD BORN: 4/20/91

## REGULAR SEASON OFFENSIVE STATISTICS

Year	Team	G/S	NO	RUSHING				NO	RECEIVING			
				YDS	AVG	LG	TD		YDS	AVG	LG	TD
2014	Patriots											
2015	Patriots											
2016	Patriots	0/0										
2017	Jaguars											
2020	49ers	0/0										
Totals – 3 Years		0/0	0	0	0.0	0	0	0	0	0.0	0	0

## POSTSEASON OFFENSIVE STATISTICS

Year	Team	G/S	NO	RUSHING				NO	RECEIVING			
				YDS	AVG	LG	TD		YDS	AVG	LG	TD
2014	Patriots											
2015	Patriots											
2016	Patriots	0/0										
2017	Jaguars											
Totals – 3 Years		0/0	0	0	0.0	0	0	0	0	0.0	0	0





# STEPHON GILMORE



## 24 | CORNERBACK

**HT:** 6-1 | **WT:** 202 | **Born:** 9/19/1990 | **Exp. (NFL/Patriots):** 10/5

**GP/GS (Playoffs):** 124/122 (7/7) | **Acq:** UFA (BUF)-17

**College:** South Carolina | **Hometown:** Rock Hill, S.C.



**PRO BOWLS:** 16, 18, 19, 20



**SUPER BOWLS:** 18

### PRONOUNCED *steph-AHN*

### CAREER TRANSACTIONS

Stephon Gilmore was signed by the New England Patriots as an unrestricted free agent from Buffalo on March 10, 2017 ... Originally drafted by Buffalo in the first round (10th overall) of the 2012 NFL Draft.

### CAREER HIGHLIGHTS

- Selected to four career Pro Bowls and for three consecutive years from 2018-20.
- Named to the New England Patriots All-Dynasty Team and 2010s All-Decade Team at cornerback.
- Named Associated Press NFL Defensive Player of the Year in 2019, becoming the first Patriot to win the award. Became the first defensive back to win the award since Troy Polamalu in 2010, first cornerback since Charles Woodson in 2009 and the sixth cornerback overall to earn the accolade.
- Became the first cornerback chosen as *PFWA* Defensive Player of the Year for his performance in 2019. Also selected to the *PFWA* All-NFL team in consecutive seasons for the 2018 and 2019 campaigns.
- Named a unanimous selection to the Associated Press All-Pro: First Team in 2019 after tying for the league-lead with six interceptions and returning two for touchdowns, registering a league-high 20 passes defended, forcing one fumble and making 53 tackles.
- Named Associated Press All-Pro: First Team after recording 20 passes defended, two interceptions, 45 tackles and two forced fumbles in 2018.
- Voted the top corner in the NFL by his peers on the 2019 NFL Top 100 list.
- Intercepted a pass with under five minutes remaining to halt a threatening L.A. Rams drive and help secure a Patriots 13-3 victory in Super Bowl LIII.
- Ranked second in the league with 20 passes defended in 2018 and seventh in Patriots team history.
- Scored his only two career touchdowns on interception returns during the 2019 season, returning an interception 54-yards for a touchdown at Miami (9/15) and another for a 64-yard touchdown at Cincinnati (12/15).
- Set a career-high with six interceptions in 2019 after recording five with Buffalo in 2016.
- One of nine active players to record 20-plus passes defended in multiple seasons. With 20 passes defended in 2019, Gilmore became the 12th player and seventh currently active player to record 20-plus passes defended in consecutive seasons in the NFL since 2000.

### HONORS & AWARDS

**2020:** Pro Bowl

**2019:** Associated Press Defensive Player of the Year, Pro Bowl, Associated Press All-Pro: First Team, *PFWA* Defensive Player of the Year, *PFWA* All-NFL Team, *PFWA* All-AFC Team, *Sporting News* Defensive Player of the Year, *Sporting News* All-Pro, AFC Defensive Player of the Month (October)

**2018:** Pro Bowl, Associated Press All-Pro: First Team, *PFWA* All-NFL Team

**2016:** Pro Bowl

### SEASONAL REVIEWS

#### 2020 (11/11)

- Earned his fourth career Pro Bowl invitation.
- Started all 11 games he played in and totaled 37 tackles, one interception, three passes defended and one forced fumble.
- Was inactive at Buffalo (11/1), at N.Y. Jets (11/9) and vs. Baltimore (11/15) due to injury. Suffered an injury at Miami (12/20) and was placed on injured reserve on Dec. 23, missing the final two games of the season.
- Totaled five tackles and an interception he returned for 15 yards in the season-opening win vs. Miami (9/13).
- Posted three tackles and forced a fumble that was recovered by New England at Kansas City (10/5).
- Posted a season-high six tackles vs. San Francisco (10/25).
- Returned to action after missing three games due to injury and tied a season high with six tackles at Houston (11/22).
- Made two tackles before leaving in the second quarter due to injury at Miami (12/20).

#### 2019 (16/16, 1/1)

- Named Associated Press NFL Defensive Player of the Year, becoming the first Patriot to win the award. Became the first defensive back to win the award since Troy Polamalu in 2010, first cornerback since Charles Woodson in 2009 and the sixth cornerback overall to earn accolade.
- Selected to the AFC Pro Bowl for the third time in his career and second consecutive season.
- Chosen as *PFWA* Defensive Player of the Year and became the third cornerback to win the award since it was founded in 1992. Joined Deion Sanders (1994) and Charles Woodson (2009) as the only corners to win the award.
- Named to the *PFWA* All-NFL team for the second-consecutive season. Also named a member of the *PFWA* All-AFC Team.

- Unanimously voted to the Associated Press All-Pro: First Team for the second time in his career after starting all 16 regular-season games, tying for the league-lead with six interceptions and returning two for touchdowns, registering 20 passes defended (tied for career-high) for the second-consecutive season, forcing one fumble and making a career-high 53 tackles as part of a defense that finished No. 1 in the NFL in total defense (275.9 yards per game) and scoring (14.1 points allowed per game). Two interception returns for touchdowns also tied a team record.
- Named AFC Defensive Player of the Month in October.
- Started at cornerback and made two tackles in the AFC Wild Card loss vs. Tennessee (1/4).
- Was a key contributor on defense in a starting role at cornerback, making two tackles, an interception that he returned 54 yards for his first career touchdown and three passes defended — one of which led to a third quarter interception by DB Devin McCourty in the victory at Miami (9/15).
- Recorded his second interception of the season and tied a career-high with five passes defended vs. N.Y. Giants (10/10). Also registered three tackles in the victory.
- Grabbed his third interception of the season and second in consecutive games while adding one pass defended in the win at N.Y. Jets (10/21).
- Grabbed his fourth interception of the season and added two passes defended and five tackles in the win vs. Dallas (11/24). His second pass defended came on a crucial second down when the Cowboys were throwing into the end zone while trailing by a touchdown in the fourth quarter. Also held Dallas WR Amari Cooper without a catch during the game.
- Recorded five tackles, one pass defended and recovered a fumble forced by DB Devin McCourty in the third quarter of the loss vs. Kansas City (12/8). The fumble recovery led to a Patriots field goal.
- Made two tackles and two interceptions with four passes defended in the win at Cincinnati (12/15). Returned his second interception for a 64-yard touchdown while also marking his second pick-six of the season and his career, setting a new career-long interception return. Gilmore's two interception returns for touchdowns make him the first player to achieve the feat since Tedy Bruschi in 2003. Joined J.C. Jackson as the first pair of Patriot defenders to record multiple interceptions in the same game since 1986.
- Led the team with eight tackles and added one pass defended in the loss vs. Miami (12/29). His pass defended brought his total to 20 on the year, tying a career-best and making him the first Patriot since 2000 to record back-to-back seasons with 20 passes defended.

## 2018 (16/16, 3/3)

- Selected to his second career Pro Bowl.
- Earned Associated Press All-Pro: First Team honors.
- Named to the PFWA All-NFL team for the first time in his career.
- Started all 16 regular season games at cornerback and posted 45 tackles, his first career sack, two forced fumbles, one fumble recovery, two interceptions and a career-high 20 passes defended, which were second in the

## LOCK-DOWN DEFENDER

Gilmore tied for the NFL lead with 20 passes defended in 2019, matching his single-season high from 2018. Gilmore joined Ty Law (27 in 1998 & 23 in 2003) as the only New England Patriots with multiple seasons of 20-plus passes defended in franchise history.

### 2019 NFL PASSES DEFENSED LEADERS

Player	Team	Passes Defended
Stephon Gilmore	New England	20
Carlton Davis	Tampa Bay	19
Logan Ryan	Tennessee	18

### 2018 NFL PASSES DEFENSED LEADERS

Player	Team	Passes Defended
Kyle Fuller	Chicago	21
Stephon Gilmore	New England	20
Kareem Jackson	Houston	17

### MOST PASSES DEFENSED IN A SINGLE SEASON IN PATRIOTS HISTORY

Player	Passes Defended
Ty Law (1998)	27
Asante Samuel (2006)	24
Maurice Hurst (1994)	23
Ty Law (2003)	23
Tyrone Poole (2003)	21
Stephon Gilmore (2019)	20
Stephon Gilmore (2018)	20

NFL behind Chicago's Kyle Fuller.

- Started all three postseason contests and totaled seven tackles, one forced fumble, two interceptions and five passes defended.
- Started at cornerback in the season-opening victory vs. Houston (9/9) and finished with a team-high eight tackles total while adding two passes defended and an interception in the end zone of QB Deshaun Watson.
- Started at cornerback and finished with three tackles while shadowing WR Davante Adams for most of the night, limiting him to six catches for just 40 yards in the victory vs. Green Bay (11/4). Also added a pass defended and a key fumble recovery early in the fourth quarter of a tie game that led to a Patriots go-ahead touchdown on the ensuing offensive possession.
- Made the start at cornerback and finished with four tackles while also making his first-career sack when he dropped QB Marcus Mariota for a 7-yard loss in the game at Tennessee (11/11).
- Started at cornerback and finished with one tackle and two passes defended, while also adding his second interception of the season when he picked off QB Josh McCown late in the second quarter of the win at N.Y. Jets (11/25).
- Started and was a key contributor on defense, making one tackle while adding two passes defended and an interception of QB Philip Rivers in the AFC Divisional Playoff win vs. L.A. Chargers (1/13).
- Started and made one tackle in the AFC Championship victory at Kansas City (1/20).
- Started at cornerback and finished with five tackles, three passes defended, a forced fumble and an interception with

## SHUTDOWN CORNER

Gilmore became one of nine active players to record 20-plus passes defended in multiple seasons in 2019. With 20 passes defended in 2019, Gilmore became the 12th player and seventh currently active player to record 20-plus passes defended in consecutive seasons in the NFL since 2000.

## 2019 NFL PASSES DEFENSED LEADERS

Player	Team	Passes Defended
Stephon Gilmore	New England	20
Carlton Davis	Tampa Bay	19
Logan Ryan	Tennessee	18

## CONSECUTIVE SEASONS WITH 20+ PASSES DEFENSED SINCE 2000

Player	Passes Defended
Ronde Barber (2001-02)	24, 20
Champ Bailey (2005-06)	23, 21
Marcus Coleman (2002-03)	22, 22
Kyle Fuller (2017-18)*	22, 21
Stephon Gilmore (2018-19)*	20, 20
Joe Haden (2013-14)*	20, 20
Leon Hall (2008, 09)*	24, 24
Casey Hayward (2016-17)*	20, 22
Marcus Peters (2015-16)*	26, 20
Marcus Trufant (2003-04)	20, 20
Troy Vincent (2000-01)	22, 27
Tramon Williams (2010-11)*	20, 22

(\*) denotes active players

under five minutes to play in the game with the Rams deep in New England territory during the Super Bowl LIII victory vs. L.A. Rams (2/3). Gilmore's interception helped preserve a one-score lead for the Patriots and returned possession to the offense, where they ultimately added a field goal to help put the game away. Gilmore played as part of a defense that held its opponent to a Super-Bowl record-tying low three points.

## 2017 (13/13, 3/3)

- Started all 13 regular-season games he appeared in and totaled 50 tackles, two interceptions and nine passes defended.
- Started all three playoff games and posted 10 tackles and led the defense with six passes defended, including the final fourth-down attempt by Jacksonville in the AFC Championship to secure a Super Bowl berth.
- Was inactive due to injury at N.Y. Jets (10/15), vs. Atlanta (10/22) and vs. L.A. Chargers (10/29).
- Started at cornerback in his Patriots debut and totaled four tackles and a pass defended in the season opener vs. Kansas City (9/7).
- Started at cornerback and totaled four tackles, a pass defended and made his first interception as a member of the Patriots that he returned 39 yards to the Texans 12-yard line to set up a Patriots touchdown in the win vs. Houston (9/24).
- Made his return to the starting lineup after missing three games due to injury and finished with three tackles and a pass defended in the victory at Denver (11/12).
- Started at cornerback and finished with one tackle and a

## LOCK-DOWN DEFENDER

Since entering the NFL in 2012, Gilmore is second in the NFL with 114 passes defended.

## NFL PASSES DEFENSED LEADERS SINCE 2012

Player	Team(s)	Passes Defended
Janoris Jenkins	STL/NYG/NO	119
Stephon Gilmore	BUF/NE	114
Joe Haden	CLE/PIT	112
Dariusz Slay	DET/PHI	110

pass defended to go along with his second interception of the season in the victory vs. Miami (11/26).

- Started at cornerback and led the team with eight tackles to go along with a pass defended in the victory at Pittsburgh (12/17).
- Started at corner and finished with five tackles and added two passes defended, including a pass breakup on Jacksonville's final fourth-down attempt of the game in New England territory in the 24-20 AFC Championship victory vs. the Jaguars (1/21).

## 2016 (15/15 – BUFFALO)

- Earned his first career Pro Bowl invitation.
- Started all 15 games he played in and recorded 48 tackles, a career-high five interceptions and 12 passes defended.
- Was inactive for the regular-season finale at N.Y. Jets (1/1).
- Made a season-high tying six tackles N.Y. Jets (9/15).
- Tallied two interceptions - his first career multi-pick game - and added three tackles and four passes defended vs. Arizona (9/25).
- Recorded two interceptions at Cincinnati (11/20), becoming the first Bill since Jairus Byrd in 2009 with two multiple pick games in one season. Added a season-high tying six tackles and three passes defended.
- Recorded one tackle, one pass defended and his fifth interception of the season vs. Pittsburgh (12/11), marking the most interceptions by a Bill in a single season since Jairus Byrd in 2012.
- Posted four tackles and one pass defended vs. Miami (12/24), before leaving the game in overtime due to injury.

## 2015 (12/12 – BUFFALO)

- Started all 12 regular-season games he played in and produced 36 tackles, three interceptions and 18 passes defended.
- Missed the final four games of the season due to injury. Was inactive at Philadelphia (12/13) and placed on injured reserve on Dec. 16 due to a shoulder injury.
- Recorded a season-high six tackles and tied a career high with four passes defended in the season-opener vs. Indianapolis (9/13).
- Notched his first interception of the season and added two passes defended and two tackles vs. N.Y. Giants (10/4).
- Made one tackle and sealed the game with an interception in the final minute at Tennessee (10/11). Also produced a game-high and tied a career-high with four passes defended.
- Recorded his third interception of the season and made one tackle at New England (11/23).

- Made his 50th NFL start and posted five tackles with one pass defended at Kansas City (11/29).
- Produced two tackles before leaving the game with a shoulder injury vs. Houston (12/6).

## 2014 (14/14 – BUFFALO)

- Started all 14 regular-season games he appeared in, recording 46 tackles, three interceptions, six passes defended and one forced fumble
- Was inactive for the season opener at Chicago (9/7) and the season finale at New England (12/28).
- Recorded a season-high six solo tackles vs. San Diego (9/21).
- Recorded four tackles and his first interception of the season at Detroit (10/5). Also notched a pass defended.
- Registered five tackles, one pass defended and an interception at N.Y. Jets (10/26).
- Recorded three tackles, one pass defended and a forced fumble vs. Kansas City (11/9).
- Posted three tackles, one pass defended and an interception at Denver (12/7).
- Made one tackle before leaving the game due to injury at Oakland (12/21).

## 2013 (11/9 – BUFFALO)

- Played in 11 games and started nine after missing the first five with a wrist injury. Finished the season with 35 tackles, two interceptions and 10 passes defended.
- Made his 2013 season debut and posted three tackles vs. Cincinnati (10/13).
- Made his first start of the season and recorded one tackle at New Orleans (10/27).
- Totaled a season-high seven tackles and added one pass defended vs. Kansas City (11/3).
- Totaled two tackles and one pass defended vs. N.Y. Jets (11/17). Helped pass defense yield a season-low 12 completions.
- Notched two tackles, his first interception of the season and two passes defended at Tampa Bay (12/8).
- Posted an interception in his second consecutive game at Jacksonville (12/15) and added two tackles and one pass defended.
- Posted three tackles and three passes defended vs. Miami (12/22). Defense yielded a season-low 89 passing yards.

## 2012 (16/16 – BUFFALO)

- Started all 16 games of his rookie season. Made 61 tackles, one interception and led the team with 16 passes defended.
- Became the first Bills rookie cornerback to start the season opener since Nate Odomes in 1987. Led Bills cornerbacks with five tackles and posted one forced fumble vs. N.Y. Jets (9/9).
- Tied for a team-high seven tackles and a team-high three passes defended vs. Kansas City (9/16).
- Had a game-high four passes defended and seven tackles vs. New England (9/30).

- Tied for the team-lead with six tackles at New England (11/11).
- Produced three tackles and a forced fumble vs. Miami (11/15). Turnover was converted into a field goal.
- Tied for the team-lead with six tackles at Indianapolis (11/25). Added two passes defended and a forced fumble.
- Made his first career interception vs. St. Louis (12/9). Added two tackles and two passes defended.

## COLLEGE

- Started all 40 games he played in at South Carolina and posted 181 tackles with seven sacks, 15 stops for losses and five quarterback pressures. Also caused four fumbles and recovered four others. Had eight interceptions (one returned for TD) and 17 passes defended.
- Gained 206 yards on 28 punt returns, 47 yards on two kickoff returns, 37 yards on seven carries, 68 yards on two-of-three pass completions and a blocked kick.
- Was a 2011 All-American first-team selection by The NFL Draft Report as a junior. Added All-SEC first-team honors and was named to the Paul Hornung Award Watch List, an honor given annually to the most versatile player in major college football by the Louisville Sports Commission and football legend Paul Hornung. Also received SEC Commissioner's Academic Honor Roll recognition. Started all 13 games at right cornerback, recording 46 tackles, one sack, four interceptions and three quarterback pressures.
- Earned All-American second-team honors from the NFL Draft Report and third-team accolades from the Associated Press, as the league's coaches selected him All-SEC first-team as a sophomore in 2010. Started all 14 games at right cornerback and led the team with 79 tackles, three sacks, six stops behind the line of scrimmage, two QB pressures, a forced fumble and a fumble recovery. Also posted three interceptions, returning one for a touchdown.
- Earned Freshman All-America honors by Phil Steele, CollegeFootballNews.com and Scout.com. Also named Freshman All-SEC by the league's coaches. Started all 13 games at right cornerback and ranked fifth on the team with 56 tackles. Also registered three sacks and six stops for losses. Posted one interception, eight passes defended and caused and recovered a pair of fumbles.

## PERSONAL

- Earned SEC academic honors as a sophomore and junior.
- Graduated from South Pointe High School in Rock Hill, South Carolina, in 2008. Earned first-team All-State honors as a senior
- Named "Mr. Football" for the state of South Carolina while helping his team to a perfect 15-0 record and the South Carolina AAAA Division II title as a senior. Rushed for 1,331 yards and 23 touchdowns and passed for 1,771 yards with 14 scores.
- Married to Gabrielle and they have two sons, Sebastian and Story, and a daughter, Gisele.
- Majored in sport and entertainment management at South Carolina.

# STEPHON GILMORE STATISTICS

POS: CB HT: 6-1 WT: 202 LBS YEAR: 10<sup>TH</sup> ACQ: UFA (BUF)-17 COLLEGE: SOUTH CAROLINA BORN: 9/19/90

## REGULAR SEASON DEFENSIVE STATISTICS

			TACKLES					INTERCEPTIONS					MISCELLANEOUS						
Year	Team	G/S	TT	UT	A	S	YDS	NO	YDS	AVG	LG	TD	PD	FF	FR	YDS	TD	SPT	
2012	Bills	16/16	61	52	9	0.0	0.0	1	23	23.0	23	0	16	3	0	0	0	0	
2013	Bills	11/9	35	30	5	0.0	0.0	2	0	0.0	0	0	10	0	1	0	0	0	
2014	Bills	14/14	46	38	8	0.0	0.0	3	61	20.3	27	0	6	1	0	0	0	0	
2015	Bills	12/12	36	36	0	0.0	0.0	3	33	11.0	29	0	18	0	0	0	0	0	
2016	Bills	15/15	48	42	6	0.0	0.0	5	135	27.0	49	0	12	0	0	0	0	0	
2017	Patriots	13/13	50	47	3	0.0	0.0	2	59	29.5	39	0	9	0	0	0	0	0	
2018	Patriots	16/16	45	40	5	1.0	7.0	2	0	0.0	0	0	20	2	1	0	0	0	
2019	Patriots	16/16	53	44	9	0.0	0.0	6	126	54.0	64t	2	20	0	1	0	0	0	
2020	Patriots	11/11	37	30	7	0.0	0.0	1	15	15.0	15	0	3	1	0	0	0	0	
Totals – 9 Years		124/122	411	359	52	1.0	7.0	25	452	18.1	64t	2	114	7	3	0	0	0	

## POSTSEASON DEFENSIVE STATISTICS

			TACKLES					INTERCEPTIONS					MISCELLANEOUS					
Year	Team	G/S	TT	UT	A	S	YDS	NO	YDS	AVG	LG	TD	PD	FF	FR	YDS	TD	SPT
2017	Patriots	3/3	10	9	1	0.0	0.0	0	0	0.0	0	0	6	0	0	0	0	0
2018	Patriots	3/3	7	7	0	0.0	0.0	2	0	0.0	0	0	5	1	0	0	0	0
2019	Patriots	1/1	2	2	0	0.0	0.0	0	0	0.0	0	0	0	0	0	0	0	0
Totals – 3 Years		7/7	19	18	1	0.0	0.0	2	0	0.0	0	0	11	1	0	0	0	0

# GILMORE'S PATRIOTS GAME-BY-GAME

2017	OPPONENT	P/S	TT	UT	A	S	YDS	INT	YDS	PD	FF	FR	SPT
09/07	Kansas City	S	4	3	1	-	-	-	1	-	-	-	-
09/17 at	New Orleans	S	2	2	0	-	-	-	-	-	-	-	-
09/24	Houston	S	4	4	0	-	1	39	1	-	-	-	-
10/01	Carolina	S	4	3	1	-	-	-	-	-	-	-	-
10/05 at	Tampa Bay	S	5	5	0	-	-	-	-	-	-	-	-
10/15 at	N.Y. Jets	Inactive											
10/22	Atlanta	Inactive											
10/29	L.A. Chargers	Inactive											
11/12 at	Denver	S	3	3	0	-	-	-	1	-	-	-	-
11/19 at	Oakland	S	5	5	0	-	-	-	1	-	-	-	-
11/26	Miami	S	1	1	0	-	1	20	1	-	-	-	-
12/03 at	Buffalo	S	3	3	0	-	-	-	2	-	-	-	-
12/11 at	Miami	S	3	3	0	-	-	-	-	-	-	-	-
12/17 at	Pittsburgh	S	8	8	0	-	-	-	1	-	-	-	-
12/24	Buffalo	S	5	5	0	-	-	-	-	-	-	-	-
12/31	N.Y. Jets	S	3	2	1	-	-	-	1	-	-	-	-
2017 Totals			13/13	50	47	3	0.0	0.0	2	59	9	0	0
01/13	Tennessee	S	1	0	1	-	-	-	2	-	-	-	-
01/21	Jacksonville	S	5	5	0	-	-	-	2	-	-	-	-
02/04	Philadelphia	S	4	4	0	-	-	-	2	-	-	-	-
2017 Postseason			3/3	10	9	1	0.0	0.0	0	0	6	0	0

11/11 at	Tennessee	S	4	4	0	1.0	7.0	-	-	1	-	-	-
11/25 at	N.Y. Jets	S	1	0	1	-	-	1	0	3	-	-	-
12/02	Minnesota	S	3	2	1	-	-	-	-	-	-	-	-
12/09 at	Miami	S	1	1	0	-	-	-	1	-	-	-	-
12/16 at	Pittsburgh	S	3	3	0	-	-	-	2	-	-	-	-
12/23	Buffalo	S	3	3	0	-	-	-	-	-	-	-	-
12/30	N.Y. Jets	S	1	1	0	-	-	-	2	-	-	-	-
2018 Totals			16/16	45	40	5	1.0	7.0	2	0	20	2	1
01/13	L.A. Chargers	S	1	1	0	-	-	1	0	2	-	-	-
01/20 at	Kansas City	S	1	1	0	-	-	-	-	-	-	-	-
02/03 at	L.A. Rams	S	5	5	0	-	-	1	0	3	1	-	-
2018 Postseason			3/3	7	7	0	0.0	0.0	2	0	5	1	0

2019	OPPONENT	P/S	TT	UT	A	S	YDS	INT	YDS	PD	FF	FR	SPT
09/08	Pittsburgh	S	6	4	2	-	-	-	-	-	-	-	-
09/15 at	Miami	S	2	0	2	-	-	1	54	3	-	-	-
09/22	N.Y. Jets	S	3	3	0	-	-	-	-	-	-	-	-
09/29 at	Buffalo	S	4	4	0	-	-	-	-	-	-	-	-
10/06 at	Washington	S	4	4	0	-	-	-	-	-	-	-	-
10/10	N.Y. Giants	S	3	2	1	-	-	1	0	5	-	-	-
10/21 at	N.Y. Jets	S	0	0	0	-	-	-	1	8	1	-	-
10/27	Cleveland	S	4	4	0	-	-	-	1	-	-	-	-
11/03 at	Baltimore	S	1	1	0	-	-	-	-	-	-	-	-
11/17 at	Philadelphia	S	2	2	0	-	-	-	1	-	-	-	-
11/24	Dallas	S	5	4	1	-	-	1	0	2	-	-	-
12/01 at	Houston	S	3	2	1	-	-	-	-	-	-	-	-
12/08	Kansas City	S	5	4	1	-	-	-	1	1	-	-	-
12/15 at	Cincinnati	S	2	2	0	-	-	2	64	4	-	-	-
12/21	Buffalo	S	1	1	0	-	-	-	1	-	-	-	-
12/29	Miami	S	8	7	1	-	-	-	1	-	-	-	-
2019 Totals			16/16	53	44	9	0.0	0.0	6	126	20	0	1
01/04	Tennessee	S	2	2	0	-	-	-	-	-	-	-	-
2019 Postseason			1/1	19	18	1	0.0	0.0	2	0	11	1	0

# GILMORE'S PATRIOTS GAME-BY-GAME (CONT.)

2020	OPPONENT	P/S	TT	UT	A	S	YDS	INT	YDS PD	FF	FR	SPT
09/13	Miami	S	5	4	1	-	-	1	15	1	-	-
09/20 at	Seattle	S	3	3	0	-	-	-	-	-	-	-
09/27	Las Vegas	S	0	0	0	-	-	-	1	-	-	-
10/05 at	Kansas City	S	3	3	0	-	-	-	-	1	-	-
10/18	Denver	S	3	2	1	-	-	-	-	-	-	-
10/25	San Francisco	S	6	3	3	-	-	-	-	-	-	-
11/01 at	Buffalo					Inactive						
11/09 at	N.Y. Jets					Inactive						

11/15	Baltimore					Inactive						
11/22 at	Houston	S	6	4	2	-	-	-	-	-	-	-
11/29	Arizona	S	4	4	0	-	-	-	-	-	-	-
12/06 at	L.A. Chargers	S	1	1	0	-	-	-	-	1	-	-
12/10 at	L.A. Rams	S	4	4	0	-	-	-	-	-	-	-
12/20 at	Miami	S	2	2	0	-	-	-	-	-	-	-
12/28	Buffalo					Placed on Injured Reserve (12/23)						
2020 Totals			11/11	37	30	7	0.0	0.0	1	15	3	1 0 0



## DAVON GODCHAUX



**92 | DEFENSIVE LINE**

**HT:** 6-3 | **WT:** 311 | **Born:** 11/11/1994 | **Exp. (NFL/Patriots):** 5/1

**GP/GS (Playoffs):** 52/42 (0/0) | **Acq:** UFA (MIA)-21

**College:** Louisiana State | **Hometown:** Plaquemine, La.

### PRONOUNCED duh-VAHN GOD-chaw

#### CAREER TRANSACTIONS

Davon Godchaux was signed by the New England Patriots as an unrestricted free agent from Miami on March 23, 2021 ... Originally drafted by Miami in the fifth round (178th overall) of the 2017 NFL Draft.

#### SEASONAL REVIEWS

##### 2020 (5/5 – MIAMI)

- Started all five games he played in and totaled 16 tackles before suffering a season-ending injury. Was placed on injured reserve on Oct 16.
- Posted a season-high six tackles vs. Buffalo (9/20).

##### 2019 (16/16 – MIAMI)

- Served as team captain
- Started all 16 games and registered a career-high 75 tackles, two sacks and one pass defended. His 75 tackles were the most by a Dolphins defensive lineman since at least 2000.
- Posted six tackles and a sack in the win vs. N.Y. Jets (11/3).
- Tallied a season-high nine tackles and a half-sack at Cleveland (11/24).
- Made six tackles and a half-sack in the overtime win vs. Cincinnati (12/22).

##### 2018 (16/16 – MIAMI)

- Started all 16 games and totaled 48 tackles and one sack.
- Made three tackles in the win vs. Oakland (9/23), including a run stuff of FB Keith Smith on fourth-and-1 at Miami's 1-yard line to prevent a Raiders touchdown.
- Made two tackles and his first career sack at Minnesota (12/16).

- Matched his single-game season highs of six tackles to close out the season in Week 16 vs. Jacksonville (12/23) and at Buffalo (12/30).

##### 2017 (15/5 – MIAMI)

- Played in 15 games with five starts and tallied 40 tackles, one forced fumble and one pass defended.
- Was inactive vs. Denver (12/3).
- Made his NFL debut at L.A. Chargers (9/17) and made two tackles.
- Posted two tackles and forced a fumble that was recovered by Miami vs. Tennessee (10/8).
- Posted season-highs of five tackles vs. Oakland (11/5) and vs. Tampa Bay (11/19).

#### COLLEGE

- Played in 37 games with 34 starts over three seasons (2014-16) at LSU and totaled 145 tackles, 12½ sacks, two passes defended and two forced fumbles.
- Started all 12 games as a junior in 2016 and registered 62 tackles, 6½ sacks and one pass defended.
- Started all 12 games as a sophomore in 2015 and posted 41 tackles, six sacks, one pass defended and one forced fumble.
- Played in all 13 games with 10 starts and finished with 42 tackles and one forced fumble.

#### PERSONAL

- His hometown of Plaquemine honored him in 2017 by making May 9 Davon Godchaux Day.
- Majored in sports management at LSU.
- Had his senior season in high school cut short by injury.
- Totaled 60 tackles and 4½ sacks en route to earning first-team all-state honors as a junior in 2012.

# DAVON GODCHAUX STATISTICS

POS: DL HT: 6-3 WT: 311 LBS YEAR: 5<sup>TH</sup> ACQ: UFA (MIA)-21 COLLEGE: LOUISIANA STATE BORN: 11/11/94

## REGULAR SEASON DEFENSIVE STATISTICS

		TACKLES							INTERCEPTIONS					MISCELLANEOUS						
Year	Team	G/S	TT	UT	A	S	YDS	NO	YDS	AVG	LG	TD	PD	FF	FR	YDS	TD	SPT		
2017	Dolphins	15/5	40	26	14	0.0	0.0	0	0	0.0	0	0	1	1	0	0	0	0		
2018	Dolphins	16/16	48	31	17	1.0	8.0	0	0	0.0	0	0	0	0	0	0	0	0		
2019	Dolphins	16/16	75	33	42	2.0	9.5	0	0	0.0	0	0	1	0	0	0	0	0		
2020	Dolphins	5/5	16	10	6	0.0	0.0	0	0	0.0	0	0	0	0	0	0	0	0		
Totals – 4 Years		52/42	179	100	79	3.0	17.5	0	0	0.0	0	0	2	1	0	0	0	0		

PLAYERS



## LAWRENCE GUY



**93 | DEFENSIVE LINE**

**HT:** 6-4 | **WT:** 315 | **Born:** 3/17/1990 | **Exp. (NFL/Patriots):** 11/5  
**GP/GS (Playoffs):** 129/79 (12/8) | **Acq:** UFA (BAL)-17  
**College:** Arizona State | **Hometown:** Las Vegas, Nev.

**SUPER BOWLS:** 18

## CAREER TRANSACTIONS

Lawrence Guy was re-signed by the New England Patriots as an unrestricted free agent on March 30, 2021 ... Originally drafted by Green Bay in the seventh round (233rd overall) of the 2011 NFL Draft ... Released by Green Bay (8/31/12) ... Signed by Green Bay to the practice squad (9/3/12) ... Signed by Indianapolis to the 53-man roster from the Green Bay practice squad (10/17/12) ... Released by Indianapolis (8/31/13) ... Signed by Indianapolis as a free agent (9/24/13) ... Released by Indianapolis (10/7/13) ... Claimed off waivers and awarded to San Diego from Indianapolis (10/8/13) ... Released by San Diego (9/23/14) ... Claimed off waivers and awarded to Baltimore from San Diego (9/24/13) ... Re-signed by Baltimore as an unrestricted free agent (3/19/15) ... Signed by New England as an unrestricted free agent from Baltimore (3/13/17).

## CAREER HIGHLIGHTS

- Selected to the New England Patriots 2010s All-Decade Team at defensive tackle.

## SEASONAL REVIEWS

### 2020 (14/14)

- Elected defensive co-captain by his teammates for the first time.
- Started all 14 games he played in and registered 57 tackles, two sacks and one fumble recovery.
- Was inactive at N.Y. Jets (11/9) and vs. Buffalo (12/28) due to injury.
- Made four tackles and recovered a fumble forced by DL Chase Winovich on a strip-sack in the second quarter in the win vs. Las Vegas (9/27).
- Totalled four tackles and dropped 49ers QB Jimmy Garoppolo for a 7-yard sack vs. San Francisco (10/25).
- Made four tackles before leaving with an injury and

## EXTRA POINTS

- In 2016, Lawrence and his wife lost a baby to a miscarriage and sought comfort from Now I Lay Me Down to Sleep, an organization that helped him and his wife heal from the loss of their unborn child.

"It's one of those stigmas that you want to keep to yourself," said Guy. "You don't want to share and this organization helps you pretty much heal and gives you the resources throughout the process."

In 2017, Guy took the opportunity to provide public support for Now I Lay Me Down to Sleep by donning the organization's logo and colors on one cleat during the "My Cause, My Cleats" initiative in November.

In 2018, Guy participated in "My Cause, My Cleats" again by supporting My Life, My Choice, which fights against human trafficking and Show Your Soft Side, an organization dedicated to helping stop the abuse of cats and dogs.

- Lawrence has overcome learning challenges associated with dyslexia and dyscalculia, which went undiagnosed until he arrived on campus at Arizona State.

did not return at Buffalo (11/1).

- Totalled three tackles and a sack in the shutout win at L.A. Chargers (12/6).
- Posted a season-high eight tackles at Miami (12/20).

### 2019 (16/16, 1/1)

- Started all 16 regular-season contests along the defensive line for the first time in his career and totaled a career-high 61 tackles, netted three sacks, made his first career interception, defended one pass and recovered two fumbles as part of a defense that fin-



ished No. 1 in the NFL in total defense (275.9 yards per game) and scoring (14.1 points allowed per game).

- Started at defensive tackle and made two tackles in the AFC Wild Card Playoff vs. Tennessee (1/4).
- Was a key contributor on defense in the victory vs. Cleveland (10/27). Made four tackles and had his first career interception when he picked off QB Baker Mayfield, giving the Patriots a first down at the Browns 11-yard line. The ensuing drive led to a Patriots touchdown.
- Started and made four tackles in the loss at Baltimore (11/3). Also recorded his first sack of the season in the first quarter. Recovered a fumble that was forced by Kyle Van Noy at the 19-yard line in the second quarter that led to a Patriots field goal.
- Started and made three tackles, one tackle for loss and recovered a fumble forced by DL Danny Shelton at the Eagles 22-yard line to set up a second-quarter field goal in the win at Philadelphia (11/17).
- Made a season-high eight tackles in the win vs. Dallas (11/24).
- Made six tackles and one sack in the win vs. Buffalo (12/21). Was an essential part of a defensive line that limited Buffalo to just 92 total rushing yards in the game.

## 2018 (16/15, 3/3)

- Played in all 16 regular-season contests with 15 starts and led the Patriots defensive line with a career-high 59 tackles, one sack and one forced fumble.
- Started all three playoff games and posted six tackles and a half-sack.
- Tied a season-high with six tackles and had a key fourth quarter forced fumble of RB Aaron Jones with the game tied at 17, leading to a Patriots touchdown on the ensuing possession during the victory vs. Green Bay (11/4).
- Finished with six tackles total in a starting role on the defensive line in the game at Pittsburgh (12/16).
- Started at defensive tackle and finished with three tackles while also adding his first sack of the season when he dropped QB Sam Darnold for a 9-yard loss in the win vs. N.Y. Jets (12/30).
- Started and made three tackles, while also adding a half-sack of QB Patrick Mahomes in the AFC Championship victory at Kansas City (1/20).
- Started at defensive tackle and made two tackles as part of a defensive unit that surrendered only three points in the Super Bowl LIII victory vs. the Los Angeles Rams (2/3).

## 2017 (16/15, 3/3)

- Played in all 16 regular-season games with 15 starts and registered 58 tackles, one sack and one pass defensed. Also blocked a field goal.
- Started all three postseason contests and totaled 14 tackles and his first career postseason sack.
- Totaled four tackles in a reserve role at defensive end while also contributing on special teams in the season opener vs. Kansas City (9/7).
- Made his first start as a Patriot on the defensive line and contributed with three tackles in the victory at New Orleans (9/17).
- Contributed with three tackles in the victory vs. Houston (9/24). Assisted on the tackle of RB Lamar Miller on third-and-1 late in the fourth quarter that prevented a Houston first down, forcing them to settle for a field goal. The play allowed the Patriots to gain possession down one score on their final game-winning touchdown drive.
- Started on the defensive line and contributed with five tackles, while also being a key contributor on special teams with a blocked first quarter field goal attempt by Nick Novak in the victory vs. L.A. Chargers (10/29).
- Started and finished with a season-high seven tackles, while adding his first sack as a Patriot when he took down QB Ben Roethlisberger for a 3-yard loss in the win at Pittsburgh (12/17).
- Started at defensive tackle and finished with six tackles total and a 5-yard sack of QB Blake Bortles in the AFC Championship victory vs. Jacksonville (1/21).
- Made the start at defensive tackle and contributed with six tackles in Super Bowl LII vs. Philadelphia (2/4).

## 2016 (16/10 – BALTIMORE)

- Played in all 16 regular-season games with 10 starts and finished with 28 tackles, one sack, one forced fumble and one fumble recovery.
- Registered three tackles and a sack in the win at Jacksonville (9/25).
- Posted one tackle and a forced fumble vs. Oakland (10/2).
- Had a season-high five tackles at N.Y. Giants (10/16).
- Notched one tackle and a fumble recovery vs. Cincinnati (11/27).

## 2015 (16/10 – BALTIMORE)

- Posted 46 tackles and 4½ sacks for the NFL's eighth-ranked defense (337.4 ypg).

- Started and posted seven tackles for a defense that allowed 86 rushing yards vs. Cincinnati (9/27).
- Notched a career-high two sacks and six tackles vs. Cleveland (10/11).
- Posted five tackles and added one sack at San Francisco (10/18).
- Blocked an extra point, one of an NFL-high five blocked kicks by Baltimore in 2015 (tied, Oakland), and posted one tackle in the win vs. St. Louis (11/22).
- Registered five tackles and a game-high 1½ sacks at Cincinnati (1/3).

## 2014 (3/0 – SAN DIEGO)

- Saw action in three games for the Chargers and did not accrue any statistics before being released on Sept. 23.

## 2014 (11/1, 2/0 – BALTIMORE)

- Joined Baltimore after being claimed off waivers on Sept. 24 and appeared in 11 regular-season games with one start and notched 16 tackles, one pass defended and one fumble recovery.
- Saw action in both postseason contests, contributing one tackle.
- Saw his first action as a Raven and netted one tackle at Indianapolis. (10/5).
- Recorded one tackle and his first-career fumble recovery in the victory vs. Tennessee (11/9).
- Started and posted six tackles in the 20-10 victory in the regular-season finale vs. Cleveland (12/28).

## 2013 (2/0 – INDIANAPOLIS)

- Went to training camp with Indianapolis and was released prior to the start of the regular season. Was re-signed to the active roster prior to the Week 3 contest. Played in two games, netting three tackles and one pass defended before being released on Oct. 7. Made four tackles, defended one pass and blocked a field goal.
- Registered three tackles and one pass defended vs. Seattle (10/6). Also blocked a field goal attempt that was returned 61 yards for a touchdown by Delano Howell.

## 2013 (10/0, 2/0 – SAN DIEGO)

- Joined San Diego on Oct. 8 after being claimed off waivers and appeared in 10 regular-season games

and totaled 16 tackles and three passes defended.

- Appeared in two postseason contests as a reserve and posted two tackles.
- Netted two tackles and one pass defended that led to a Chargers interception return for a touchdown at Washington (11/3). Also blocked a Redskins field goal attempt.

## 2012 (9/2, 1/1 – INDIANAPOLIS)

- Started the year on Green Bay's practice squad before being added to the Indianapolis 53-man roster on Oct. 17.
- Played in nine regular-season games with two starts and contributed 18 tackles and his first-career sack.
- Started and played in his first-career postseason contest and tallied four tackles in the Wild Card game at Baltimore (1/6).
- Started and collected two tackles, including his first career sack in the regular-season finale vs. Houston (12/30).
- Started his first career game and posted eight tackles at Kansas City (12/23).

## 2011 (0/0, 0/0 – GREEN BAY)

- Placed on injured reserve on Sept. 3 due to an injury suffered during the preseason.

## COLLEGE

- Totaled 122 tackles, including 23 tackles for a loss and eight sacks, in 35 games (31 starts) at Arizona State, becoming a three-time honorable mention All-Pac-10 selection (2008-10).
- Earned first-team Freshman All-America honors and the Bill Kajikawa Sun Devil Award (most outstanding freshman).

## PERSONAL

- Attended Las Vegas Western High School, where he recorded 238 tackles, 30½ sacks and three fumble recoveries in three years.
- Totaled 102 tackles, 15½ sacks and one fumble recovery as a senior in 2007.
- Majored in education and sociology at Arizona State.
- Lawrence and wife, Andrea, have two daughters, Adriana and Isabella, and a son, Lawrence Thomas Guy II.

# LAWRENCE GUY STATISTICS

POS: DL HT: 6-4 WT: 315 LBS YEAR: 11<sup>TH</sup> ACQ: UFA (BAL)-17 COLLEGE: ARIZONA STATE BORN: 3/17/90

## REGULAR SEASON DEFENSIVE STATISTICS

Year	Team	G/S	TACKLES				INTERCEPTIONS							MISCELLANEOUS				
			TT	UT	A	S	YDS	NO	YDS	AVG	LG	TD	PD	FF	FR	YDS	TD	SPT
2011	Packers		Injured Reserve															
2012	Colts	9/2	18	12	6	1.0	8.0	0	0	0.0	0	0	0	0	0	0	0	0
2013	Colts	2/0	4	3	1	0.0	0.0	0	0	0.0	0	0	1	0	0	0	0	0
2013	Chargers	10/0	16	9	7	0.0	0.0	0	0	0.0	0	0	3	0	0	0	0	0
2014	Chargers	3/0	0	0	0	0.0	0.0	0	0	0.0	0	0	0	0	0	0	0	0
2014	Ravens	11/1	16	2	14	0.0	0.0	0	0	0.0	0	0	1	0	1	0	0	0
2015	Ravens	16/6	46	29	17	4.5	20.5	0	0	0.0	0	0	1	0	0	0	0	0
2016	Ravens	16/10	28	14	14	1.0	9.0	0	0	0.0	0	0	0	1	1	0	0	0
2017	Patriots	16/15	58	34	24	1.0	3.0	0	0	0.0	0	0	1	0	0	0	0	0
2018	Patriots	16/15	59	25	34	1.0	9.0	0	0	0.0	0	0	0	1	0	0	0	0
2019	Patriots	16/16	61	35	26	3.0	21.0	1	5	5.0	5	0	1	0	2	0	0	0
2020	Patriots	14/14	57	37	20	2.0	16.0	0	0	0.0	0	0	0	0	1	0	0	0
<b>Totals – 10 Years</b>			<b>129/79</b>	<b>363</b>	<b>200</b>	<b>163 13.5</b>	<b>86.5</b>	<b>1</b>	<b>5</b>	<b>5.0</b>	<b>5</b>	<b>0</b>	<b>8</b>	<b>2</b>	<b>5</b>	<b>0</b>	<b>0</b>	<b>0</b>

**Additional Statistics:** Blocked Field Goals: (3); 1 vs. Seattle (10/6/13); 1 at Washington (11/3/13); 1 vs. L.A. Chargers (10/29/17). 1 Blocked Extra Point vs. St. Louis (11/22/15).

## POSTSEASON DEFENSIVE STATISTICS

Year	Team	G/S	TACKLES				INTERCEPTIONS							MISCELLANEOUS				
			TT	UT	A	S	YDS	NO	YDS	AVG	LG	TD	PD	FF	FR	YDS	TD	SPT
2011	Packers		Injured Reserve															
2012	Colts	1/1	4	2	2	0.0	0.0	0	0	0.0	0	0	0	0	1	0	0	0
2013	Chargers	2/0	2	1	1	0.0	0.0	0	0	0.0	0	0	0	0	0	0	0	0
2014	Ravens	2/0	1	0	1	0.0	0.0	0	0	0.0	0	0	0	0	0	0	0	0
2017	Patriots	3/3	14	9	5	1.0	5.0	0	0	0.0	0	0	0	0	0	0	0	0
2018	Patriots	3/3	6	3	3	0.5	1.5	0	0	0.0	0	0	0	0	0	0	0	0
2019	Patriots	1/1	2	2	0	0.0	0.0	0	0	0.0	0	0	0	0	0	0	0	0
<b>Totals – 7 Years</b>			<b>12/8</b>	<b>29</b>	<b>17</b>	<b>1.5</b>	<b>6.5</b>	<b>0</b>	<b>0</b>	<b>0.0</b>	<b>0</b>	<b>0</b>	<b>0</b>	<b>0</b>	<b>1</b>	<b>0</b>	<b>0</b>	<b>0</b>

PLAYERS



# MARVIN HALL

 **14** | WIDE RECEIVER

**HT:** 5-10 | **WT:** 192 | **Born:** 4/10/1993 | **Exp. (NFL/Patriots):** 5/1  
**GP/GS (Playoffs):** 45/6 (0/0) | **Acq:** FA-21  
**College:** Washington | **Hometown:** Los Angeles, Calif.

## CAREER TRANSACTIONS

Marvin Hall was signed by the New England Patriots as a free agent on June 4, 2021 ... Originally signed by Oakland as a rookie free agent (6/6/16) ... Released by Oakland (9/3/16) ... Signed by Arizona to the practice squad (12/14/16) ... Released by Arizona (5/10/17) ... Signed by Atlanta as a free agent (6/2/17) ... Released by Atlanta (9/2/17) ... Signed by Atlanta to the practice squad (9/3/17) ... Signed by Atlanta to the 53-man roster from the practice squad (10/14/17) ... Signed by Chicago as an unrestricted free agent from Atlanta (3/15/19) ... Released by Chicago (8/31/19) ... Signed by Detroit to the practice squad (9/4/19) ... Signed by Detroit to the 53-man roster from the practice squad (9/21/19) ... Released by Detroit (12/5/20) ... Claimed off waivers from Detroit and awarded to Cleveland (12/7/20).

## SEASONAL REVIEWS

### 2020 (11/5 – DETROIT)

- Appeared in 11 games with five starts and totaled 17 receptions for 290 yards and two touchdowns. Also rushed once for 1 yard before being released on Dec. 5.
- Caught four passes for a single-game career-high 113 yards vs. Indianapolis (11/1).
- Registered two receptions for 61 yards and one touchdown vs. Washington (11/15).

### 2020 (1/1 – CLEVELAND)

- Claimed off waivers from Detroit and awarded to Cleveland on Dec. 7. Started in his only appearance for the Browns at N.Y. Jets (12/27) and caught one pass for 12 yards.

### 2019 (9/0 – DETROIT)

- Went to training camp with Chicago and began the regular season on Detroit's practice squad before being added to the 53-man roster on Sept. 21.
- Appeared in nine games as a reserve and recorded seven receptions for 261 yards and one touchdown. Also had one rushing attempt for 7 yards. Missed the final five games of the season after being placed on injured reserve on Nov. 27.

## SINGLE-GAME CAREER HIGHS

### REGULAR SEASON:

<b>Receptions:</b>	4	vs. Indianapolis (11/1/20)
<b>Receiving Yards:</b>	113	vs. Indianapolis (11/1/20)
<b>Receiving TDs:</b>	1	Five times. Most recent: vs. Washington (11/15/20)
<b>Long:</b>	73	vs. Indianapolis (11/1/20)

### 2018 (16/0 – ATLANTA)

- Played in all 16 games as a reserve and posted 10 receptions for 149 yards and one touchdown. Also rushed twice for 0 yards
- Tallied three receptions for 63 yards, including a 47-yard touchdown vs. N.Y. Giants (10/22).

### 2017 (7/0, 0/0 – ATLANTA)

- Began the regular season on the practice squad before being added to the 53-man roster on Oct. 14.
- Played in seven games as a reserve and caught two passes for 60 yards and one touchdown.
- Was inactive for both postseason contests.

### 2016 (0/0 – ARIZONA)

- Released by Oakland at the end of training camp and was signed by Arizona to the practice squad on Dec. 14.

## COLLEGE

- Appeared in 41 games over four seasons at Washington and totaled 25 receptions for 409 yards and one touchdown.

## PERSONAL

- Caught 31 passes for 673 yards and nine touchdowns as a senior, while also returning kickoffs and punts.
- Was also a decorated track & field athlete. Notched victories in the 100 meters, 200 meters, 4x100, and 4x400 relay teams to help lead Dorsey to the L.A. City Section championship as a senior.

# MARVIN HALL STATISTICS

POS: WR HT: 5-10 WT: 192 LBS YEAR: 5<sup>TH</sup> ACQ: FA-21 COLLEGE: WASHINGTON BORN: 4/10/93

## REGULAR SEASON OFFENSIVE STATISTICS

Year	Team	G/S	NO	RECEIVING			LG	TD	NO	YDS	RUSHING			LG	TD
				YDS	AVG						AVG				
2016	Cardinals					Practice Squad									
2017	Falcons	8/0	2	60	30.0		40t	1	0	0	0.0		0	0	
2018	Falcons	16/0	10	149	14.9		47t	1	2	0	0.0		0	0	
2019	Lions	9/1	7	261	37.3		58	1	1	7	7.0		7	0	
2020	Lions/Browns	12/6	18	302	16.8		73	2	1	1	1.0		1	0	
<b>Totals – 4 Years</b>		<b>45/6</b>	<b>37</b>	<b>772</b>	<b>20.9</b>		<b>73</b>	<b>5</b>	<b>4</b>	<b>8</b>	<b>2.0</b>		<b>7</b>	<b>0</b>	

## POSTSEASON OFFENSIVE STATISTICS

Year	Team	G/S	NO	RECEIVING			LG	TD	NO	YDS	RUSHING			LG	TD
				YDS	AVG						AVG				
2017	Falcons					Inactive									
<b>Totals – 1 Year</b>		<b>0/0</b>	<b>0</b>	<b>0</b>	<b>0.0</b>		<b>0</b>	<b>0</b>	<b>0</b>	<b>0</b>	<b>0.0</b>		<b>0</b>	<b>0</b>	



## TEREZ HALL



## 59 | LINEBACKER

**HT:** 6-2 | **WT:** 235 | **Born:** 11/18/1996 | **Exp. (NFL/Patriots):** 2/3  
**Exp. (NFL/Patriots):** 8/4 (0/0) | **Acq:** FA-19  
**College:** Missouri | **Hometown:** Lithonia, Ga.

## PRONOUNCED ter-EZ

## CAREER TRANSACTIONS

Terez Hall was signed by the New England Patriots to the 53-man roster from the practice squad on Nov. 21, 2020 ... Originally signed by New England as a rookie free agent (5/2/19) ... Released by New England (8/31/19) ... Signed by New England to the practice squad (9/1/19) ... Released by New England (9/5/20) ... Signed by New England to the practice squad (9/6/20) ... Elevated by New England to the 53-man roster from the practice squad (11/9/20) ... Reverted from the New England 53-man roster to the practice squad (11/10/20) ... Elevated by New England to the 53-man roster from the practice squad (11/14/20) ... Reverted from the New England 53-man roster to the practice squad (11/16/20).

## 2020 (8/4)

- Began the regular season on the practice squad and was elevated to the 53-man roster twice before being signed to the 53-man roster on Nov. 21. Played in eight games with four starts and totaled 50 tackles and two passes defended.
- Was inactive due to injury for the season finale vs. N.Y. Jets (11/9).
- Was elevated to the 53-man roster from the practice squad prior to a Week 9 win at the Jets (11/9). Started at linebacker in his NFL debut and made six tackles.
- Was elevated to the 53-man roster before a Week 10 win vs. Baltimore (11/15) and started at linebacker. Made 10 tackles.

- Posted five tackles and two passes defended in the win at L.A. Chargers (12/6).
- Led the team and finished with a career-high 13 tackles at Miami (12/20).

## 2019 (0/0, 0/0)

- Went to training camp with New England and was released prior to the regular season. Spent the season on the practice squad.

## COLLEGE

- Appeared in 48 games over four seasons at Missouri, finishing his career with 186 tackles, six sacks, an interception and a forced fumble.
- Named a senior captain in 2018, playing in all 13 games and making 74 tackles and a team-high five sacks.
- Played in all 13 games and finished with 85 tackles, including 12 for loss, while adding a sack and three passes defended as a junior in 2017. Earned team Outstanding Underclassman Leadership Award.
- Played in 10 games in 2016 as a sophomore and posted 20 tackles.
- Saw action in 12 games as a true freshman in 2015, primarily on special teams, and finished with seven tackles defensively.

## PERSONAL

- From same hometown (Lithonia, Ga.) as fellow Patriots teammate Jakobi Meyers.
- Majored in hospitality management at Missouri.

# TEREZ HALL STATISTICS

POS: LB HT: 6-2 WT: 235 LBS YEAR: 2<sup>ND</sup> ACQ: FA-19 COLLEGE: MISSOURI BORN: 11/18/96

## REGULAR SEASON DEFENSIVE STATISTICS

Year	Team	G/S	TACKLES				INTERCEPTIONS							MISCELLANEOUS				
			TT	UT	A	S	YDS	NO	YDS	AVG	LG	TD	PD	FF	FR	YDS	TD	SPT
2019	Patriots		Practice Squad															
2020	Patriots	8/4	50	33	17	0.0	0.0	0	0	0.0	0	0	2	0	0	0	0	0
Totals – 1 Year		8/4	50	33	17	0.0	0.0	0	0	0.0	0	0	2	0	0	0	0	0

## POSTSEASON DEFENSIVE STATISTICS

Year	Team	G/S	TACKLES					INTERCEPTIONS					MISCELLANEOUS					
			TT	UT	A	S	YDS	NO	YDS	AVG	LG	TD	PD	FF	FR	YDS	TD	SPT
2019	Patriots		Practice Squad															
Totals – 1 Year		0/0	0	0	0	0.0	0.0	0	0	0.0	0	0	0	0	0	0	0	0

## HALL'S CAREER GAME-BY-GAME

### 2019 Season: Practice Squad

2020	OPPONENT	P/S	TT	UT	A	S	YDS	INT	YDS	PD	FF	FR	SPT
10/25	San Francisco	Elevated to 53-man roster (11/09); Reverted to PS (11/10)											
11/01	at Buffalo	Elevated to 53 (11/14); Reverted (11/16); Signed to 53 (11/21)											
11/09	at N.Y. Jets	S	6	1	5	-	-	-	-	-	-	-	-
11/15	Baltimore	S	10	8	2	-	-	-	-	-	-	-	-
11/22	at Houston	p	4	1	3	-	-	-	-	-	-	-	-

11/29	Arizona	p	8	6	2	-	-	-	-	-	-	-	-
12/06	at L.A. Chargers	p	5	2	3	-	-	-	-	-	2	-	-
12/10	at L.A. Rams	p	0	0	0	-	-	-	-	-	-	-	-
12/20	at Miami	S	13	11	2	-	-	-	-	-	-	-	-
12/28	Buffalo	S	4	4	0	-	-	-	-	-	-	-	-
01/03	N.Y. Jets	Inactive											
<b>2020 Totals</b>			<b>8/4</b>	<b>50</b>	<b>33</b>	<b>17</b>	<b>0.0</b>	<b>0.0</b>	<b>0</b>	<b>0</b>	<b>2</b>	<b>0</b>	<b>0</b>



## DAMIEN HARRIS

### 37 | RUNNING BACK

**HT:** 5-11 | **WT:** 213 | **Born:** 2/11/1997 | **Exp. (NFL/Patriots):** 3/3  
**GP/GS (Playoffs):** 12/10 (0/0) | **Acq:** D3b-19 (87th)  
**College:** Alabama | **Hometown:** Richmond, Ky.

## PRONOUNCED day-MEE-en CAREER TRANSACTIONS

Damien Harris was drafted by the New England Patriots in the third round (87th overall) of the 2019 NFL Draft.

## SEASONAL REVIEWS

### 2020 (10/10)

- Started all 10 games he played in and led the team with 691 rushing yards on 137 carries (5.04 avg.) and two touchdowns. His 5.04 yards-per rush average tied for the fourth-highest single-season rushing average in team history. Also caught five passes for 52 yards. Part of an offensive rushing attack that finished fourth in the NFL in total rushing yards (2,346) and rush yards per game (146.6). The 2,346 yards rushing and 4.67 average yards per rush marked the fourth-highest totals in team history.
- Placed on injured reserve prior to the start of the regular season and prior to the season finale. Was also inactive at Miami (12/20) and vs. Buffalo (12/28), missing a total of six games due to injury.
- Eclipsed 100 yards rushing three times:

## EXTRA POINTS

- Damien Harris and Patriots QB Jarrett Stidham were youth football teammates for one season and went undefeated in the Madison County (Kentucky) Youth Football League in 2003. Stidham then moved to Texas but the duo stayed in touch over the years and even competed against one another in college before both were drafted by the Patriots in 2019.

- Week 4 at Kansas City (100)
- Week 8 at Buffalo (102)
- Week 10 vs. Baltimore (121)

- Activated off IR and started for the first time in his NFL career in a Week 4 loss at Kansas City (10/5). Rushed for 100-yards on 17 carries, eclipsing 100 yards rushing for the first time in his career. Added a career-long 41-yard run in the third quarter.
- Compiled 19 yards on six rushing attempts and caught one pass for 14 yards from QB Cam Newton vs. Denver (10/18), his first career reception.

## ELITE COMPANY

Damien Harris averaged 5.04-yards per carry (137 rushing attempts for 691 yards) in 2020. Four other Patriots have finished with at least a 5.0-yard average (minimum 100 attempts) in a single season. Harris finished 2020 with the fourth-highest single-season rushing average in team history.

## HIGHEST RUSH AVG. IN A SEASON/TEAM HISTORY

PLAYER	SEASON	ATT	YARDS	AVG.
Don Calhoun	1976	129	721	5.59
Mosi Tatupu	1983	106	578	5.45
L. Blount	2013	153	772	5.05
<b>Damien Harris</b>	<b>2020</b>	<b>137</b>	<b>691</b>	<b>5.04</b>
Carl Garrett	1969	137	691	5.04

- Totaled 102 yards rushing on 16 carries and his first NFL touchdown on a 22-yard run in the third quarter at Buffalo (11/1).
- Totaled 22 rush attempts for a career-high 121 yards in the win vs. Baltimore (11/15).
- Started at running back and compiled 43-yards on 11 attempts and a 9-yard touchdown rush at Houston (11/22). Also caught one pass for 11 yards.

## 2019 (2/0, 0/0)

- Saw action in two regular-season games as a reserve and rushed four times for 12 yards.
- Was inactive for 14 games of the regular season and the AFC Wild Card Playoff vs. Tennessee (1/4).
- Made his NFL debut on special teams during the win vs. the N.Y. Jets (9/22).
- Saw his first career offensive snaps as a reserve in the win at N.Y. Jets (10/21). Carried the ball four times for 12 yards in the fourth quarter, including his first career carry, which went for 13 yards.

## COLLEGE

- Totaled 3,070 career yards to rank ninth all-time at Alabama and make him one of just nine backs in program history to eclipse the 3,000-yard mark.

## SINGLE-GAME CAREER HIGHS

## REGULAR SEASON:

<b>Rushing Attempts:</b>	22	vs. Baltimore (11/15/20)
<b>Rushing Yards:</b>	121	vs. Baltimore (11/15/20)
<b>Rushing TDs:</b>	1	at Buffalo (11/1/20) at Houston (11/22/20)
<b>Longest:</b>	41	at Kansas City (10/5/20)

- Averaged 6.4 yards per carry on 477 carries for his career to set the Alabama all-time career mark (minimum 400 rushes).
- Registered nine 100-yard performances for his career, including two in 2018, to tie for ninth in UA annals.
- Selected to the All-SEC second team by the conference coaches as a senior.
- Accumulated a team-leading 876 yards with nine scores on a team-high 150 carries for an average of 5.8 yards per tote as a senior.
- Alabama's leading rusher for a second consecutive season, finishing with 1,000 yards on only 135 carries, after tallying a team-high 1,037 yards in as a junior in 2017.
- Earned the role as the Tide's primary tailback in 2016 following the departure of Heisman Trophy winner Derrick Henry. Rushed 146 times for a team-leading 1,037 yards with two rushing scores. Added 14 catches for 99 yards and two touchdowns to average 7.1 yards per catch.

## PERSONAL

- Was 2013 Gatorade Kentucky Player of the Year.
- Finished his high school career with the second-most touchdowns in state history (122 total; 113 rushing) and the 11th-most rushing yards (6,748)
- A knee injury limited Harris to 1,474 yards and 23 TDs in seven games during the 2014 season.
- Rushed for 2,621 yards and 42 touchdowns as a junior in 2013.

## DAMIEN HARRIS STATISTICS

POS: RB HT: 5-11 WT: 213 LBS YEAR: 3<sup>RD</sup> ACQ: D3b-19 (87<sup>TH</sup>) COLLEGE: ALABAMA BORN: 2/11/97

## REGULAR SEASON OFFENSIVE STATISTICS

Year	Team	G/S	NO	YDS	RUSHING			LG	TD	NO	YDS	RECEIVING			LG	TD
					AVG	LG	TD					AVG	LG	TD		
2019	Patriots	2/0	4	12	3.0	13	0	0	0	0	0	0.0	0	0	0	0
2020	Patriots	10/10	137	641	5.04	41	2	5	52	10.4	14	0	0	0	0	0
<b>Totals – 2 Years</b>		<b>12/10</b>	<b>141</b>	<b>703</b>	<b>4.99</b>	<b>41</b>	<b>2</b>	<b>5</b>	<b>52</b>	<b>10.4</b>	<b>14</b>	<b>0</b>				

## POSTSEASON OFFENSIVE STATISTICS

Year	Team	G/S	NO	YDS	RUSHING			LG	TD	NO	YDS	RECEIVING			LG	TD
					AVG	LG	TD					AVG	LG	TD		
2019	Patriots	0/0			Inactive											
<b>Totals – 1 Year</b>		<b>0/0</b>	<b>0</b>	<b>0</b>	<b>0.0</b>	<b>0</b>	<b>0</b>	<b>0</b>	<b>0</b>	<b>0.0</b>	<b>0</b>	<b>0</b>	<b>0</b>	<b>0</b>	<b>0</b>	<b>0</b>



# HARRIS' CAREER GAME-BY-GAME

PLAYERS

				RUSHING				RECEIVING			
				NO	YDS	AVG	LG	NO	YDS	AVG	LG
2019	OPPONENT	P/S									
09/08	Pittsburgh			Inactive							
09/15	at Miami			Inactive							
09/22	N.Y. Jets	p	-	-	-	-	-	-	-	-	-
09/29	at Buffalo			Inactive							
10/06	at Washington			Inactive							
10/10	N.Y. Giants			Inactive							
10/21	at N.Y. Jets	p	4	12	3.0	13	0	-	-	-	-
10/27	Cleveland			Inactive							
11/03	at Baltimore			Inactive							
11/17	at Philadelphia			Inactive							
11/24	Dallas			Inactive							
12/01	at Houston			Inactive							
12/08	Kansas City			Inactive							
12/15	at Cincinnati			Inactive							
12/21	Buffalo			Inactive							
12/29	Miami			Inactive							
2019 Totals			2/0	4	12	3.0	13	0	0	0.0	0
01/04	Tennessee			Inactive							
2019 Postseason			0/0	0	0	0.0	0	0	0	0.0	0

				RUSHING				RECEIVING			
				NO	YDS	AVG	LG	NO	YDS	AVG	LG
2020	OPPONENT	P/S									
09/27	Las Vegas			Activated to 53-man roster (10/5)							
10/05	at Kansas City	S	17	100	5.9	41	0	-	-	-	-
10/18	Denver	S	6	19	3.2	6	0	1	14	14.0	14
10/25	San Francisco	S	10	58	5.8	12	0	1	12	12.0	12
11/01	at Buffalo	S	16	102	6.4	22	1	-	-	-	-
11/09	at N.Y. Jets	S	14	71	5.1	21	0	-	-	-	-
11/15	Baltimore	S	22	121	5.5	25	0	-	-	-	-
11/22	at Houston	S	11	43	3.9	9	1	1	11	11.0	11
11/29	Arizona	S	14	47	3.4	18	0	-	-	-	-
12/06	at L.A. Chargers	S	16	80	5.0	12	0	1	15	15.0	15
12/10	at L.A. Rams	S	11	50	4.5	12	0	1	0	0.0	0
12/20	at Miami			Inactive							
12/28	Buffalo			Inactive							
01/03	N.Y. Jets			Placed on Injured Reserve (1/2)							
2020 Totals			10/10	137	691	5.0	41	2	5	12.0	15



## N'KEAL HARRY



15 | WIDE RECEIVER

**HT:** 6-4 | **WT:** 225 | **Born:** 12/17/1997 | **Exp. (NFL/Patriots):** 3/3

**GP/GS (Playoffs):** 21/14 (1/1) | **Acq:** D1-19 (32nd)

**College:** Arizona State | **Hometown:** Chandler, Ariz.

### PRONOUNCED nuh-KEEL

### CAREER TRANSACTIONS

N'Keal Harry was drafted by the New England Patriots in the first round (32nd overall) of the 2019 NFL Draft.

### SEASONAL REVIEWS

#### 2020 (14/9)

- Played in 14 games with nine starts and totaled 33 receptions for 309 yards and two touchdowns. Also rushed twice for zero yards.
- Started the first six games of the season before being inactive at Buffalo (11/1) and at N.Y. Jets (11/9) due to injury.
- Started at wide receiver and totaled career highs with eight receptions for 72 yards at Seattle (9/20).
- Caught three passes for 21 yards and a touchdown at Kansas City (10/5) from QB Jarrett Stidham in the fourth quarter.
- Started at wide receiver in the win at L.A. Chargers (12/6) and registered two receptions for 15 yards and a touchdown from QB Cam Newton in the third quarter.

#### 2019 (7/5, 1/1)

- Began the regular season off the 53-man roster after being placed on injured reserve on Sept. 2 due to an injury suffered in the preseason. Was activated to the 53-man roster from injured reserve on Nov. 2.

### EXTRA POINTS

- N'Keal Harry was born on the Caribbean island of St. Vincent and moved to the United States with his grandmother when he was four-years old to provide him with greater opportunities.
- Appeared in seven regular-season contests with five starts and caught 12 passes for 105 yards and two touchdowns. Also posted five rushing attempts for 49 yards.
- Started at wide receiver in his first career playoff appearance and caught two passes for 21 yards while carrying the ball once for 7 yards in the AFC Wild Card Playoff vs. Tennessee (1/4).
- Was inactive in the loss at Baltimore (11/3) after being activated to the 53-man roster from injured reserve.
- Made his Patriots debut and hauled in three passes for 18 yards while also contributing on the punt return team in the win at Philadelphia (11/17). Made his first career reception on an 11-yard pass from Tom Brady to gain a first down in the second quarter.
- Made his first career start and caught one pass for a 10-yard touchdown in the win vs. Dallas (11/24). His first quarter touchdown was the first of his career and made him the 75th different player to catch a touchdown pass from Tom Brady, extending Brady's NFL record. Also lined up on special teams during punt return situations.

- Started his third game of the season at wide receiver and made two receptions for 15 yards and one touchdown, along with carrying the ball for the first time in his career, registering two carries for 22 yards in the win at Cincinnati (12/15).
- Caught two passes for 21 yards and rushed twice for 18 yards, including a career-long 18-yard scamper, in the win vs. Buffalo (12/21).

## COLLEGE

- Appeared in 37 career games over three seasons at Arizona State and hauled in 213 receptions for 2,889 total yards and 22 touchdowns. Also registered 23 career rushing attempts for 144 yards and three touchdowns.
- Named to Pac-12 All-Conference team at wide receiver (first team) and return specialist (second team) as a junior in 2018. Returned nine punts for 152 yards with one touchdown in 2018.
- Left Arizona State third in program history in both career receptions and career receiving yards.

## SINGLE-GAME CAREER HIGHS

### REGULAR SEASON:

Receptions:	8	at Seattle (9/20/20)
Receiving Yards:	72	at Seattle (9/20/20)
Receiving TDs:	1	Four Times. Most Recent: at L.A. Chargers (12/6/20)
Longest:	30	at L.A. Rams (12/20/20)

### PERSONAL

- Earned a five-star rating from Rivals.com, tabbed as the top prospect in the state of Arizona. Was No. 1 wide receiver prospect ranked by ESPN.
- Finished high school career with 119 catches for 2,715 yards receiving and 25 touchdowns. Won state title in 2014.
- Averaged 21 points and 10 rebounds per game during his career as a varsity basketball player.

# N'KEAL HARRY STATISTICS

POS: WR HT: 6-4 WT: 225 LBS YEAR: 3<sup>RD</sup> ACQ: D1-19 (32<sup>ND</sup>) COLLEGE: ARIZONA STATE BORN: 12/17/97

## REGULAR SEASON OFFENSIVE STATISTICS

		RECEIVING							RUSHING						
Year	Team	G/S	NO	YDS	AVG	LG	TD	NO	YDS	AVG	LG	TD			
2019	Patriots	7/5	12	105	8.8	18	2	5	49	9.8	18	0			
2020	Patriots	14/9	33	309	9.4	30	2	2	0	0.0	2	0			
Totals – 2 Years		24/14	45	414	9.2	30	4	7	49	7.0	18	0			

## POSTSEASON OFFENSIVE STATISTICS

		RECEIVING							RUSHING				
Year	Team	G/S	NO	YDS	AVG	LG	TD	NO	YDS	AVG	LG	TD	
2019	Patriots	1/1	2	21	10.5	14	0	1	7	7.0	7	0	
Totals – 1 Year		1/1	2	21	10.5	14	0	1	7	7.0	7	0	

# HARRY'S CAREER GAME-BY-GAME

2019													2020													
			RECEIVING					RUSHING								RECEIVING					RUSHING					
	OPPONENT	P/S	NO	YDS	AVG	LG	TD	NO	YDS	AVG	LG	TD		OPPONENT	P/S	NO	YDS	AVG	LG	TD	NO	YDS	AVG	LG	TD	
10/27	Cleveland		Activated to the 53-man roster (11/2)											09/13	Miami	S	5	39	7.8	13	0	-	-	-	-	-
11/03	at Baltimore		Inactive											09/20	at Seattle	S	8	72	9.0	17	0	-	-	-	-	-
11/17	at Philadelphia	p	3	18	6.0	11	0	-	-	-	-	-	09/27	Las Vegas	S	2	34	17.0	27	0	1	2	2.0	2	0	
11/24	Dallas	S	1	10	10.0	10t	1	-	-	-	-	-	10/05	at Kansas City	S	3	21	7.0	9	1	-	-	-	-	-	
12/01	at Houston	p	-	-	-	-	-	-	-	-	-	-	10/18	Denver	S	0	0	0.0	0	0	-	-	-	-	-	
12/08	Kansas City	S	1	12	12.0	12	0	-	-	-	-	-	10/25	San Francisco	S	1	6	6.0	6	0	-	-	-	-	-	
12/15	at Cincinnati	S	2	15	7.5	8	1	2	22	11.0	12	0	11/01	at Buffalo		Inactive					-	-	-	-	-	
12/21	Buffalo	S	2	21	10.5	12	0	2	18	9.0	18	0	11/09	at N.Y. Jets		Inactive					-	-	-	-	-	
12/29	Miami	S	3	29	9.7	18	0	1	9	9.0	9	0	11/15	Baltimore	p	0	0	0.0	0	0	-	-	-	-	-	
2019 Totals		7/5	12	105	8.8	18	2	5	49	9.8	18	0	11/22	at Houston	P	5	41	8.2	13	0	-	-	-	-	-	
01/04	Tennessee	S	2	21	10.5	14	0	1	7	7.0	7	0	11/29	Arizona	S	0	0	0.0	0	0	1	-2	0.0	-2	0	
2019 Postseason		1/1	2	21	10.5	14	0	1	7	7.0	7	0	12/06	at L.A. Chargers	S	2	15	7.5	10	1	-	-	-	-	-	
													12/10	at L.A. Rams	p	3	49	16.3	30	0	-	-	-	-	-	
													12/20	at Miami	p	1	12	12.0	12	0	-	-	-	-	-	
													12/28	Buffalo	p	1	3	3.0	3	0	-	-	-	-	-	
													01/03	N.Y. Jets	S	2	17	8.5	10	0	-	-	-	-	-	
													2020 Totals		14/9	33	309	9.4	30	2	2	0	0.0	2	0	



# HUNTER HENRY



## 85 | TIGHT END

**HT:** 6-5 | **WT:** 250 | **Born:** 12/7/1994 | **Exp. (NFL/Patriots):** 6/1

**GP/GS (Playoffs):** 55/49 (1/1) | **Acq:** UFA (LAC)-21

**College:** Arkansas | **Hometown:** Little Rock, Ark.

### CAREER TRANSACTIONS

Hunter Henry was signed by the New England Patriots as an unrestricted free agent from L.A. Chargers on March 19, 2021 ... Originally drafted by San Diego in the second round (35th overall) of the 2016 NFL Draft ... Named franchise player by L.A. Chargers and signed his tender (4/16/20).

### SEASONAL REVIEWS

#### 2020 (14/14 – L.A. CHARGERS)

- Started all 14 games he played and posted a career-high 60 receptions for 613 yards and four touchdowns.
- Missed the final two games of the season after being placed on the Reserve/COVID-19 list.
- Posted six receptions for a season-high 83 yards vs. Kansas City (9/20).
- Tallied a season-high seven receptions for 67 yards at Buffalo (11/29).
- Hauled in five receptions for 65 yards and a touchdown at Las Vegas (12/17).

#### 2019 (12/12 – L.A. CHARGERS)

- Started all 12 games he played in and totaled 55 receptions for a career-high 652 yards and five touchdowns.
- Was inactive for four games (Weeks 2-5) due to injury
- Returned from missing four straight games due to injury and set single-game career-highs in receptions (8), receiving yards (100) and receiving touchdowns (2) vs. Pittsburgh (10/13). The game marked the first 100-yard effort of his career.
- Caught six passes for 97 yards at Tennessee (10/20)
- Tallied five receptions for 42 yards and a touchdown in the season finale at Kansas City (12/29).

#### 2018 (0/0, 1/1 – L.A. CHARGERS)

- Spent the regular season on the physically unable to perform list after suffering an injury in spring practice.
- Returned to action for the AFC Divisional Playoff at New England (1/13). Made his NFL playoff debut as a starter and did not accrue any statistics.

#### 2017 (14/13 – L.A. CHARGERS)

- Appeared in 14 contests with 13 starts and totaled 45 receptions for 579 yards and four touchdowns.

### HONORS & AWARDS

**2019:** Ed Block Courage Award

**2016:** PFWA All-Rookie Team

### SINGLE-GAME CAREER HIGHS

#### REGULAR SEASON:

<b>Receptions:</b>	8	vs. Pittsburgh (10/13/19)
<b>Receiving Yards:</b>	100	vs. Pittsburgh (10/13/19)
<b>Receiving TDs:</b>	2	vs. Pittsburgh (10/13/19)
<b>Long:</b>	59	at Oakland (10/9/16)

- Placed on injured reserve on Dec. 19 and missed the final two games of the season.
- Posted a season-high seven receptions for 80 yards vs. Miami (9/17).
- Caught five passes for a season-high 90 yards at Oakland (10/15).
- Matched a season-high with seven receptions for 81 yards vs. Cleveland (12/3).

#### 2016 (15/10 – L.A. CHARGERS)

- Played in 15 games with 10 starts and registered 36 receptions for 478 yards and a career-high eight touchdowns. Led all rookie tight ends in receiving yards and tied for the NFL lead among all tight ends in receiving touchdowns. Also returned one kickoff for 10 yards.
- Tallied four receptions for 61 yards and his first NFL touchdown vs. New Orleans (10/2).
- Had his most productive game of the season after catching six passes for 83 yards and a touchdown vs. Denver (10/13).
- Capped his rookie campaign vs. Kansas City (1/1) with four receptions for 43 yards and one touchdown.

### COLLEGE

- Played three seasons at Arkansas (2013-15), finishing his career with 116 receptions for 1,661 yards and nine touchdowns.
- Finished as one of eight tight ends in SEC history to reach the 100-reception mark in his collegiate career.
- Earned first-team All-America and All-SEC accolades as a senior in 2015 after leading all FBS tight ends with 739 yards receiving and three touchdowns on 51 receptions. Also did not record a dropped pass and did not allow a sack or QB hurry.
- Winner of the John Mackey Award, annually given to the nation's top tight end.
- Named second-team All-SEC as a sophomore in 2014.
- Named to the SEC All-Freshman Team while earning Freshman All-America and second-team All-SEC honors in 2013.

## PERSONAL

- Father, Mark, played at Arkansas from 1988-91 and brother, Hayden (Senior LB) and Hudson (RS Sophomore TE), who currently play for the Razorbacks.
- Earned first-team All-America honors following his senior season at Pulaski Academy in Little Rock, Ark., where he finished with 107 receptions for 1,449 yards and 15 touchdowns.

- Helped lead his team to the 5A state semifinals.
- Paced Pulaski as a junior with 64 receptions for 1,093 yards and 16 touchdowns to a 14-0 record and a 4A state title.
- Helped lead the team to the state championship game as a sophomore, totaling 45 receptions for 748 yards and 10 touchdowns.
- Married wife, Parker, in 2018.

# HUNTER HENRY STATISTICS

POS: TE HT: 6-5 WT: 250 LBS YEAR: 6<sup>TH</sup> ACQ: UFA (LAC)-21 COLLEGE: ARKANSAS BORN: 12/7/94

## REGULAR SEASON RECEIVING STATISTICS

Year	Team	G/S	REC	YDS	AVG	LG	TD
2016	Chargers	15/10	36	478	13.3	59	8
2017	Chargers	14/13	45	579	12.9	34	4
2018	Chargers			Injured Reserve			
2019	Chargers	12/12	55	652	11.9	30t	5
2020	Chargers	14/14	60	613	10.2	33	4
<b>Totals – 5 Years</b>		<b>55/49</b>	<b>196</b>	<b>2,322</b>	<b>11.8</b>	<b>59</b>	<b>21</b>

## POSTSEASON RECEIVING STATISTICS

Year	Team	G/S	REC	YDS	AVG	LG	TD
2018	Chargers	1/1	0	0	0.0	0	0
<b>Totals – 1 Year</b>		<b>1/1</b>	<b>0</b>	<b>0</b>	<b>0.0</b>	<b>0</b>	<b>0</b>

# HENRY'S CAREER GAME-BY-GAME

2016	OPPONENT	P/S	NO	YDS	AVG	LG	TD	2019	OPPONENT	P/S	NO	YDS	AVG	LG	TD
09/11 at	Kansas City	p	1	20	20.0	20	0	09/08	Indianapolis	s	4	60	15.0	22	0
09/18	Jacksonville	s	-	-	-	-	-	09/15 at	Detroit			Inactive			
09/25 at	Indianapolis	s	5	72	14.4	33	0	09/22	Houston			Inactive			
10/02	New Orleans	s	4	61	15.3	20t	1	09/29 at	Miami			Inactive			
10/09 at	Oakland	s	3	74	24.7	59	1	10/06	Denver			Inactive			
10/13	Denver	s	6	83	13.8	27	1	10/13	Pittsburgh	s	8	100	12.5	21	2
10/23 at	Atlanta	s	1	16	16.0	16	0	10/20 at	Tennessee	s	6	97	16.2	23	0
10/30 at	Denver	s	2	14	7.0	7	0	10/27 at	Chicago	s	4	47	11.8	20	0
11/06	Tennessee			Inactive				11/03	Green Bay	s	7	84	12.0	19	0
11/13	Miami	s	2	11	5.5	7t	1	11/07 at	Oakland	s	4	30	7.5	13	1
11/27 at	Houston	s	2	20	20.0	12t	1	11/18	Kansas City	s	6	69	11.5	16	0
12/04	Tampa Bay	p	1	14	14.0	14	0	12/01 at	Denver	s	2	10	5.0	5	0
12/11 at	Carolina	s	2	13	6.5	9t	1	12/08 at	Jacksonville	s	2	39	19.5	30t	1
12/18	Oakland	p	3	37	12.3	20	1	12/15	Minnesota	s	2	29	14.5	24	0
12/24 at	Cleveland	p	-	-	-	-	-	12/22	Oakland	s	5	45	9.0	17	0
01/01	Kansas City	p	4	43	10.8	12t	1	12/29 at	Kansas City	s	5	42	8.4	19	1
<b>2016 Totals</b>		<b>15/10</b>	<b>36</b>	<b>478</b>	<b>13.3</b>	<b>59</b>	<b>8</b>	<b>2019 Totals</b>		<b>12/12</b>	<b>55</b>	<b>652</b>	<b>11.9</b>	<b>30t</b>	<b>5</b>

2017	OPPONENT	P/S	NO	YDS	AVG	LG	TD
09/11 at	Denver	p	-	-	-	-	-
09/17	Miami	s	7	80	11.4	17	0
09/24	Kansas City	s	-	-	-	-	-
10/01	Philadelphia	s	2	16	8.0	12	1
10/08 at	N.Y. Giants	s	3	42	14.0	25t	1
10/15 at	Oakland	s	5	90	18.0	34	0
10/22	Denver	s	4	73	18.3	34	0
10/29 at	New England	s	2	11	5.5	7	0
11/12 at	Jacksonville	s	1	7	7.0	7	0
11/19	Buffalo	s	2	25	12.5	15	0
11/23 at	Dallas	s	5	76	15.2	27	1
12/03	Cleveland	s	7	81	11.6	25	0
12/10	Washington	s	4	50	12.5	20	1
12/16 at	Kansas City	s	3	28	9.3	14	0
12/24 at	N.Y. Jets			Placed on Injured Reserve (12/19)			
<b>2017 Totals</b>		<b>14/13</b>	<b>45</b>	<b>579</b>	<b>12.9</b>	<b>34</b>	<b>4</b>

## 2018 Regular Season: Reserve/PUP

01/13 at	New England	s	-	-	-	-	-
<b>2018 Postseason</b>		<b>1/1</b>	<b>0</b>	<b>0</b>	<b>0.0</b>	<b>0</b>	<b>0</b>

2020	OPPONENT	P/S	NO	YDS	AVG	LG	TD
09/13 at	Cincinnati	s	5	73	14.6	33	0
09/20	Kansas City	s	6	83	13.8	22	0
09/27	Carolina	s	5	50	10.0	16	0
10/04 at	Tampa Bay	s	2	39	19.5	29	0
10/12 at	New Orleans	s	4	23	5.8	8	1
10/25	Jacksonville	s	3	23	7.7	11	0
11/01 at	Denver	s	4	33	8.3	13	0
11/08	Las Vegas	s	4	33	8.3	11	0
11/15 at	Miami	s	4	30	7.5	17	1
11/22	N.Y. Jets	s	4	48	12.0	22	1
11/29 at	Buffalo	s	7	67	9.6	15	0
12/06	New England	s	1	5	5.0	5	0
12/13	Atlanta	s	6	41	6.8	15	0
12/17 at	Las Vegas	s	5	65	13.0	19	1
12/27	Denver			Placed on Reserve/COVID-19 (12/24)			
<b>2020 Totals</b>		<b>14/14</b>	<b>60</b>	<b>613</b>	<b>10.2</b>	<b>33</b>	<b>0</b>



# JUSTIN HERRON

## 75 | OFFENSIVE LINE

**HT:** 6-5 | **WT:** 305 | **Born:** 11/27/1995 | **Exp. (NFL/Patriots):** 2/2  
**GP/GS (Playoffs):** 12/6 (0/0) | **Acq:** D6b-20 (195th)  
**College:** Wake Forest | **Hometown:** Potomac, Md.

### PRONOUNCED her-RON

### CAREER TRANSACTIONS

Justin Herron was drafted by the New England Patriots in the sixth round (195th overall) of the 2020 NFL Draft.

### 2020 (12/6)

- Played in 12 games with six starts - four at left tackle, one at right tackle and one at tackle-eligible tight end - as part of an offense that finished fourth in the NFL in total rushing yards (2,346) and rush yards per game (146.6). The 2,346 yards rushing and 4.67 average yards per rush marked the fourth-highest totals in team history.
- Missed four games after being placed on injured reserve on Oct. 31 due to an injury suffered the previous week vs. San Francisco (10/25).
- Made his NFL debut, appearing as a reserve on the kicking units and as tackle-eligible in the final drive, in the season-opening win vs. Miami (9/13).
- Made his first career start, lining up at right tackle in place of Jermaine Eluemunor at Kansas City (10/5). Eluemunor was unable to play due to an injury he suffered in pregame warm ups.
- Made his first career start at left tackle vs. Denver (10/18), with Isaiah Wynn moving to left guard and Joe Thuney to center.
- Saw time at right tackle after Mike Onwenu moved to left guard from right tackle in place of Joe Thuney before leaving early due to injury vs. San Francisco (10/25).
- Started as a tackle-eligible tight end and played limited snaps at L.A. Rams (12/10).
- Started at left tackle for the final three games of the season after Isaiah Wynn was placed on injured reserve.

### EXTRA POINTS

- Justin's father, Reggie, and uncles, Larry Herron and Keith Herron, all played college basketball at Villanova.

### COLLEGE

- Elected team captain for the 2019 season.
- Set a school record with 51 games started in his career.
- Named to the All-ACC Academic Football Team in 2016, 2017 and 2019.
- Started all 13 games and saw 1,017 offense snaps in 2019, earning third team All-ACC honors.
- Made his 38th career start vs. Tulane in the 2018 season-opener but suffered a torn ACL and missed the remainder of the season.
- Blocked for Wake Forest's record-setting offense in 2017 that set school marks for total offense yards and points in a season. Was on the field for 987 snaps, tied for the most on the team among offensive linemen. Earned third team All-ACC honors.

### PERSONAL

- Graduated in May, 2019, and was enrolled as a graduate program in the fall of 2019.
- Was a three-time All-Interstate Athletic Conference pick in high school and was named All-Montgomery County Gazette in 2012 and 2013, as well as the All-Sentinel team in 2012.
- Did not play football until high school.
- Played the trumpet in the Jazz Ensemble and Concert Band at the Bullis School in Potomac, Md.



# DONT'A HIGHTOWER



## 54 | LINEBACKER

**HT:** 6-3 | **WT:** 260 | **Born:** 3/12/1990 | **Exp. (NFL/Patriots):** 9/9

**GP/GS (Playoffs):** 102/99 (16/16) | **Acq:** D1b-12 (25th)

**College:** Alabama | **Hometown:** Lewisburg, Tenn.



**PRO BOWLS:** 16, 19



**SUPER BOWLS:** 14, 16, 18

### PRONOUNCED don-TAY

### CAREER TRANSACTIONS

Dont'a Hightower was re-signed by the New England Patriots as an unrestricted free agent on March 16, 2017 ... Originally drafted by New England in the first round (25th overall) of the 2012 NFL Draft.

### CAREER HIGHLIGHTS

- Three-time Super Bowl champion.
- Selected to the New England Patriots 2010s All-Decade Team.
- Three-time team captain in 2016, 2017 & 2019.
- Earned Pro Bowl honors following the 2016 and 2019 seasons.

### SEASONAL REVIEWS

#### 2020 (0/0)

- Exercised his Reserve/Opt-Out decision and did not play the 2020 season.

#### 2019 (15/15, 1/1)

- Selected to the Pro Bowl for the second time in his career and first time since 2016.
- Named a co-captain for the third time in his career.
- Started all 15 regular-season games he played in and totaled 71 tackles, 5½ sacks, four passes defended and a fumble recovery returned for a touchdown as part of a defense that finished No. 1 in the NFL in total defense (275.9 yards per game) and scoring (14.1 points allowed per game).
- Led the team with nine tackles in the AFC Wild Card Playoff vs. Tennessee (1/4).
- Was inactive due to injury for the win at Buffalo (9/29).
- Finished as the team's leading tackler with eight total stops, while also adding 1½ sacks and a pass defended in the victory at Washington (10/6).
- Started at linebacker and made three tackles in the win vs. Cleveland (10/27). Also recovered a fumble that was forced by Lawrence Guy in the first quarter and returned it 26 yards for a touchdown. The touchdown was the second of his career.
- Led the team with a season-high 13 tackles and one tackle for loss in the loss at Baltimore (11/3).
- Played in his 100th career game and made three tackles in the win at Cincinnati (12/15).
- Started and made five tackles with 1½ sacks and one pass defended in the win vs. Buffalo (12/21). His 1½ sacks

### EXTRA POINTS

- Dont'a Hightower first drew recognition his sophomore year of high school when the team's starting running back quit the team. In the last four games of the season, Hightower rushed for over 1,000 yards and seven touchdowns. After growing to 6'2" prior to his junior year, Hightower was moved to linebacker and tight end. He collected 98 tackles, two sacks, and seven forced fumbles at LB; at TE, he caught 18 passes for 253 yards and four touchdowns. Having grown to 6'3" as a senior, Hightower again switched positions, playing defensive end. After recording 168 tackles (14 for loss), five forced fumbles, five interceptions and four fumble recoveries, he was named 3A Mr. Football Lineman of the Year and Defensive Most Valuable Player in 2007.
- Hightower and Russell Maryland (two national championships at University of Miami and three Super Bowl Championships with Dallas) are the only two players in NFL history with multiple national championships and Super Bowl titles.

marked the second game of the season where Hightower recorded multiple sacks and the fourth such game of his career.

#### 2018 (15/15, 3/3)

- Started all 15 regular-season games he appeared in and totaled 48 tackles, one sack, one fumble recovery, one interception, one pass defended and blocked one punt.
- Started all three postseason contests and posted six tackles, two sacks and one pass defended en route to victory over the L.A. Rams (2/3) in Super LIII.
- Was inactive due to injury at Buffalo (10/29).
- Started at linebacker and contributed with two tackles as well as a fumble recovery on a mishandled hand off by QB Deshaun Watson on the Texans opening offensive drive that led to a Patriots touchdown on the ensuing possession of the season-opening victory vs. Houston (9/9).
- Started and finished with two tackles and a first-quarter interception of QB Patrick Mahomes that was returned 27 yards to the Chiefs 4-yard line in the victory vs. Kansas City (10/14). The Patriots scored a touchdown on the ensuing play to take the lead.
- Started at linebacker and was a key contributor with four tackles, while also making an impact on special teams where he blocked a third-quarter punt that was returned 29 yards for a touchdown by LB Kyle Van Noy in the victory at Chicago (10/21). It was the first blocked punt returned for a touchdown by the Patriots since 1996. He was named

AFC Special Teams Player of the Week for his efforts.

- Made the start at linebacker and finished with two tackles, while also adding a first quarter sack of QB Ryan Tannehill for a 9-yard loss in the game at Miami (12/9).
- Started at linebacker and was a key contributor defensively as part of a unit that surrendered only three points in the Super Bowl LIII victory vs. the Los Angeles Rams (2/3). Finished with two tackles, two sacks of QB Jared Goff for a total of 15 yards lost and a pass defended in the win.

## 2017 (5/5, 0/0)

- Named a co-captain for the second-consecutive season.
- Started all five regular-season games he appeared in and totaled 14 tackles and two sacks before suffering a season-ending injury and being placed on injured reserve on Nov. 7.
- Was inactive at New Orleans (9/17), vs. Houston (9/24) and vs. L.A. Chargers (10/29) due to injury.
- Started at defensive end in the nickel defense and totaled two tackles before exiting the game in the third quarter due to injury vs. Kansas City (9/7).
- Started at linebacker and contributed with two tackles while adding a sack of QB Cam Newton for a 12-yard loss vs. Carolina (10/1).
- Made the start at linebacker and tied for the team lead with seven tackles while also adding a sack of QB Josh McCown for a 7-yard loss in the win at N.Y. Jets (10/15).
- Started at linebacker and finished with one tackle before exiting the game in the fourth quarter due to injury in the win vs. Atlanta (10/22).

## 2016 (13/13, 3/3)

- Named a co-captain for the first time.
- Selected to his first career Pro Bowl.
- Started all 13 regular-season games he played in and registered 65 tackles, 2½ sacks, two passes defended, a forced fumble and one safety.
- Started all three playoff contests and totaled 13 tackles, one sack and one forced fumble.
- Was inactive due to injury vs. Miami (9/18), vs. Houston (9/22) and vs. N.Y. Jets (12/24).
- Notched two double-digit tackle games in 2016:
  - Week 6 vs. Cincinnati (13)
  - Week 10 vs. Seattle (10)
- Sacked QB Andy Dalton in the end zone for an 8-yard loss and safety in the win vs. Cincinnati (10/16). Also led the team with 13 total tackles and was named AFC Defensive Player of the Week for his Week 6 performance.

## HONORS & AWARDS

**2019:** Team Captain, Pro Bowl

**2018:** AFC Special Teams Player of the Week (Wk. 7)

**2017:** Team Captain, AFC Special Teams Player of the Week (Wk. 7)

**2016:** Team Captain, Pro Bowl, Associated Press All Pro Second Team, PFWA All-AFC Team, AFC Defensive Player of the Week (Wk. 6)

## MR. FEBRUARY

Hightower has made two Super-Bowl altering plays during his career and was part of a record-setting performance in another. Head coach Bill Belichick referred to Hightower as “Mr. February” at the team’s Super Bowl LIII ring ceremony.

- In Super Bowl XLIX vs. Seattle, Hightower made a crucial tackle on Seahawks RB Marshawn Lynch at the 1-yard line the play before CB Malcolm Butler intercepted Seattle QB Russell Wilson to seal the victory in the waning moments.
  - New England trailed the Atlanta Falcons, 28-12, midway through the fourth quarter when Hightower strip-sacked Falcons QB Matt Ryan at the Atlanta 25-yard line. The fumble was recovered by the Patriots and the turnover led to a touchdown that helped spark the record comeback in Super Bowl LI.
  - Led a defensive unit in the Super Bowl LIII win over the L.A. Rams (2/3/19). Hightower recorded two sacks and a pass defended as part of a stifling defense that became the second team in Super Bowl history to hold its opponent to just three points.
  - Finished with a team-leading 10 total tackles to mark his 15th career 10-plus tackle game vs. Seattle (11/13).
  - Led the team with eight total tackles in the Divisional Round victory vs. Houston (1/14).
  - Totaled two tackles and had a key third-down strip-sack of Atlanta quarterback Matt Ryan with less than 10 minutes to play in regulation of Super Bowl LI (2/5) that led to a Patriots scoring drive that cut the team’s deficit to one possession and aided their 25-point comeback victory.
- ## 2015 (12/12, 2/2)
- Started all 12 regular-season games he played in and recorded 62 tackles, 3½ sacks, two passes defended and one fumble recovery.
  - Started both postseason contests and registered 12 tackles, two passes defended and one fumble recovery.
  - Was inactive for four games due to injury.
  - Posted a season-high 13 tackles and a half-sack at Buffalo (9/20).
  - Recorded four tackles and a nine-yard sack on Brandon Weeden in the win at Dallas (10/11) before leaving the game with an injury.
  - Returned to action after missing the previous game due to injury and finished with 10 solo tackles and recovered a fumble after Chandler Jones strip-sacked Ryan Fitzpatrick in the first quarter of the win vs. N.Y. Jets (10/25).
  - Recorded three tackles before leaving the game with a knee injury in the second quarter at Denver (11/29).
  - Returned to action after missing two games with an injury and recorded two tackles and one pass defended, before leaving the game in the third quarter with a knee injury in the win vs. Tennessee (12/20).
- ## 2014 (12/12, 3/3)
- Started all 12 regular-season games he played in and finished second on the team with 92 tackles, a career-high six sacks, two passes defended and one forced fumble.



Took over the defensive communication role after Jerod Mayo was lost for the season due to injury in October.

- Started all three playoff games and compiled 16 tackles.
- Was inactive vs. Cincinnati (10/5), at Buffalo (10/12), at San Diego (12/7) and vs. Buffalo (12/28) due to injury.
- Recorded his first career two-sack game in the win at Minnesota (9/14), taking down Matt Cassel twice for a total loss of 22 yards. Also posted eight tackles.
- Returned from injury to start at linebacker and played every defensive snap in the win vs. N.Y. Jets (10/16), finishing with a season-high 13 tackles and one sack.
- Posted 10 tackles, including three for losses, and one sack for a loss of 9 yards at Green Bay (11/30).
- Returned from injury to start at linebacker and played every defensive snap in the win vs. Miami (12/14), finishing with eight tackles, a half-sack and his first career forced fumble.
- Played every defensive snap and led the team with 11 tackles and one sack for a 10-yard loss in the win at N.Y. Jets (12/21).
- Posted eight tackles, including two for losses, in the AFC Divisional win vs. Baltimore (1/10).
- Started at linebacker and played every defensive snap in the Super Bowl XLIX win vs. Seattle (2/1), finishing with five tackles. Stopped Marshawn Lynch at the 1-yard line with one minute left to play in the game, preventing a go-ahead touchdown. Malcolm Butler intercepted Russell Wilson on the next play to seal the 28-24 win.

## 2013 (16/14, 2/2)

- Played in all 16 regular-season games with 14 starts and led the team with 137 tackles, one sack and three passes defended.
- Finished first on the team with seven double-digit tackle performances.
- Started both playoff games and compiled 16 tackles and his first career interception.
- Took over defensive play-calling duties after Jerod Mayo was placed on injured reserve.
- Registered a career-high 16 tackles at N.Y. Jets (10/20).
- Posted 10 stops vs. Miami (10/27). Also registered his first sack of the season, a 9-yard loss on third down that led to a missed field goal.
- Achieved double-digit tackle totals for the fifth time, with 14 tackles vs. Cleveland (12/8). Eclipsed 100 tackles on the season for the first time.

- Posted six tackles at Baltimore (12/22) and defended a first quarter pass that was intercepted by teammate Logan Ryan and led to a Patriots touchdown.
- Led the defense with eight tackles and made his first career interception in the Divisional Playoff victory vs. Indianapolis (1/11).

## 2012 (14/13, 2/2)

- Earned the starting linebacker job out of training camp and appeared in 14 games with 13 starts, compiling 75 tackles, four sacks, three passes defended and two fumble recoveries - one of which he returned for a touchdown in his first NFL game at Tennessee (9/9).
- Started both playoff games and accumulated six tackles.
- Was inactive due to injury at Seattle (10/14) and vs. Denver (10/7).
- Tallied a career-high 10 tackles and defended one pass vs. San Francisco (12/16).
- Compiled seven tackles and a key third-down sack in the fourth quarter of the win at Jacksonville (12/23).
- Finished with four tackles and a key third-quarter fumble recovery on the Patriots' goal line to preserve the shutout in the win vs. Miami (12/30).

## COLLEGE

- Was one of two true freshmen to start for the Crimson Tide in 2008 and earned Freshman All-America honors, as he finished fourth on the team with 64 tackles (26 solos) with 2½ stops for loss, a pair of fumble recoveries and one forced fumble.
- Granted a medical redshirt in 2009 after being limited to just four games due to a knee injury.
- Started 42-of-44 games at Alabama - 26 at weak-side linebacker and 16 at middle linebacker.
- Recorded 234 tackles (101 solos), including five sacks for minus 30 yards, 21 stops for losses of 67 yards and 25 quarterback pressures. Also had a pair of forced fumbles, two fumble recoveries, seven pass deflections, a 29-yard interception return and a blocked kick.
- A finalist for the Chuck Bednarik, Butkus and Lombardi Awards, Hightower was a consensus All-America and unanimous All-SEC first-team selection in 2011.

## PERSONAL

- Born Qualin Dont'a Hightower on March 12, 1990.
- Majored in general studies at Alabama.

# DONT'A HIGHTOWER STATISTICS

POS: LB HT: 6-3 WT: 260 LBS YEAR: 9<sup>TH</sup> ACQ: D1b-12 (25<sup>TH</sup>) COLLEGE: ALABAMA BORN: 3/12/90

## REGULAR SEASON DEFENSIVE STATISTICS

Year	Team	G/S	TT	TACKLES				YDS	NO	INTERCEPTIONS				PD	MISCELLANEOUS			
				UT	A	S				YDS	AVG	LG	TD		FF	FR	YDS	TD
2012	Patriots	14/13	75	51	24	4.0	21.0	0	0	0.0	0	0	3	0	2	6t	1	0
2013	Patriots	16/14	137	85	52	1.0	9.0	0	0	0.0	0	0	3	0	0	0	0	0
2014	Patriots	12/12	92	69	23	6.0	50.5	0	0	0.0	0	0	2	1	0	0	0	0
2015	Patriots	12/12	62	53	9	3.5	26.5	0	0	0.0	0	0	2	0	1	0	0	0
2016	Patriots	13/13	65	31	34	2.5	21.5	0	0	0.0	0	0	2	1	0	0	0	0
2017	Patriots	5/5	14	12	2	2.0	19.0	0	0	0.0	0	0	0	0	0	0	0	0
2018	Patriots	15/15	48	24	24	1.0	9.0	1	27	27.0	27	0	1	0	1	0	0	0
2019	Patriots	15/15	71	47	24	5.5	42.5	0	0	0.0	0	0	4	0	1	26t	1	0
2020	Patriots	0/0																

Reserve/Opt-Out

**Totals – 8 Years** 102/99 **564** **372** **192** **25.5** **198.5** **1** **27** **27.0** **27** **0** **17** **2** **5** **32** **2** **0**

**Additional Statistics:** Safety vs. Cincinnati (10/16/16); Blocked Punt at Chicago (10/21/18).

## POSTSEASON DEFENSIVE STATISTICS

Year	Team	G/S	TT	TACKLES				YDS	NO	INTERCEPTIONS				PD	MISCELLANEOUS			
				UT	A	S				YDS	AVG	LG	TD		FF	FR	YDS	TD
2012	Patriots	2/2	6	4	2	0.0	0.0	0	0	0.0	0	0	0	0	0	0	0	0
2013	Patriots	2/2	16	10	6	0.0	0.0	1	3	3.0	3	0	1	0	0	0	0	0
2014	Patriots	3/3	16	10	6	0.0	0.0	0	0	0.0	0	0	0	0	0	0	0	0
2015	Patriots	2/2	12	7	5	0.0	0.0	0	0	0.0	0	0	2	0	1	0	0	0
2016	Patriots	3/3	13	9	4	1.0	11.0	0	0	0.0	0	0	0	1	0	0	0	0
2017	Patriots	0/0																
2018	Patriots	3/3	6	5	1	2.0	15.0	0	0	0.0	0	0	1	0	0	0	0	0
2019	Patriots	1/1	9	8	1	0.0	0.0	0	0	0.0	0	0	0	0	0	0	0	0
<b>Totals – 8 Years</b>		<b>16/16</b>	<b>78</b>	<b>53</b>	<b>25</b>	<b>3.0</b>	<b>26.0</b>	<b>1</b>	<b>3</b>	<b>3.0</b>	<b>3</b>	<b>0</b>	<b>4</b>	<b>1</b>	<b>1</b>	<b>0</b>	<b>0</b>	<b>0</b>

# HIGHTOWER'S CAREER GAME-BY-GAME

2012	OPPONENT	P/S	TT	UT	A	S	YDS	INT	YDS	PD	FF	FR	SPT
09/09	at Tennessee	S	5	5	0	-	-	-	-	1	-	-	-
09/16	Arizona	S	8	5	3	-	-	-	-	-	-	-	-
09/23	at Baltimore	S	6	5	1	-	-	-	-	-	-	-	-
09/30	at Buffalo	S	2	2	0	1.0	0.0	-	-	-	-	-	-
10/07	Denver												
10/14	at Seattle												
10/21	N.Y. Jets	p	9	6	3	1.0	10.0	-	-	-	-	-	-
10/28	at St. Louis	S	4	1	3	-	-	-	-	-	-	-	-
11/11	Buffalo	S	5	3	2	-	-	-	-	-	-	-	-
11/18	Indianapolis	S	2	1	1	-	-	-	1	-	-	-	-
11/22	at N.Y. Jets	S	4	3	1	1.0	6.0	-	-	-	-	-	-
12/02	at Miami	S	2	1	1	-	-	-	-	-	-	-	-
12/10	Houston	S	7	5	2	-	-	-	-	-	-	-	-
12/16	San Francisco	S	10	7	3	-	-	-	1	-	-	-	-
12/23	at Jacksonville	S	7	5	2	1.0	5.0	-	1	-	-	-	-
12/30	Miami	S	4	2	2	-	-	-	-	1	-	-	-
<b>2012 Totals</b>			<b>14/13</b>	<b>75</b>	<b>51</b>	<b>24</b>	<b>4.0</b>	<b>21.0</b>	<b>0</b>	<b>0</b>	<b>3</b>	<b>0</b>	<b>2</b>
01/13	Houston	S	3	2	1	-	-	-	-	-	-	-	-
01/20	Baltimore	S	3	2	1	-	-	-	-	-	-	-	-
<b>2012 Postseason</b>			<b>2/2</b>	<b>6</b>	<b>4</b>	<b>2</b>	<b>0.0</b>	<b>0.0</b>	<b>0</b>	<b>0</b>	<b>0</b>	<b>0</b>	<b>0</b>

2013	OPPONENT	P/S	TT	UT	A	S	YDS	INT	YDS	PD	FF	FR	SPT
09/08	at Buffalo	p	4	3	1	-	-	-	-	-	-	-	-
09/12	N.Y. Jets	S	10	7	3	-	-	-	-	-	-	-	-
09/22	Tampa Bay	S	5	3	2	-	-	-	-	-	-	-	-
09/29	at Atlanta	S	11	5	6	-	-	-	-	-	-	-	-
10/06	at Cincinnati	S	7	2	5	-	-	-	-	-	-	-	-
10/13	New Orleans	p	0	0	0	-	-	-	-	-	-	-	-
10/20	at N.Y. Jets	S	16	10	6	-	-	-	-	-	-	-	-
10/27	Miami	S	12	7	5	1.0	9.0	-	-	-	-	-	-
11/03	Pittsburgh	S	4	4	0	-	-	-	1	-	-	-	-
11/18	at Carolina	S	5	3	2	-	-	-	-	-	-	-	-
11/24	Denver	S	9	5	4	-	-	-	-	-	-	-	-
12/01	at Houston	S	7	5	2	-	-	-	1	-	-	-	-

12/08	Cleveland	S	14	10	4	-	-	-	-	-	-	-	-
12/15	at Miami	S	13	9	4	-	-	-	-	-	-	-	-
12/22	at Baltimore	S	13	7	6	-	-	-	-	1	-	-	-
12/29	Buffalo	S	7	5	2	-	-	-	-	-	-	-	-
<b>2013 Totals</b>			<b>16/14</b>	<b>137</b>	<b>85</b>	<b>52</b>	<b>1.0</b>	<b>9.0</b>	<b>0</b>	<b>0</b>	<b>3</b>	<b>0</b>	<b>0</b>
01/11	Indianapolis	S	8	3	5	-	-	1	3	1	-	-	-
01/19	at Denver	S	8	7	1	-	-	-	-	-	-	-	-
<b>2013 Postseason</b>			<b>2/2</b>	<b>16</b>	<b>10</b>	<b>6</b>	<b>0.0</b>	<b>0.0</b>	<b>1</b>	<b>3</b>	<b>1</b>	<b>0</b>	<b>0</b>

2014	OPPONENT	P/S	TT	UT	A	S	YDS	INT	YDS	PD	FF	FR	SPT
09/07	at Miami	S	2	1	1	-	-	-	-	-	-	-	-
09/14	at Minnesota	S	8	8	0	2.0	22.0	-	-	1	-	-	-
09/21	Oakland	S	8	6	2	-	-	-	-	-	-	-	-
09/29	at Kansas City	S	4	4	0	-	-	-	-	-	-	-	-
10/05	Cincinnati												
10/12	at Buffalo												
10/16	N.Y. Jets	S	13	9	4	1.0	1.0	-	-	-	-	-	-
10/26	Chicago	S	8	6	2	0.5	3.0	-	-	-	-	-	-
11/02	Denver	S	6	6	0	-	-	-	-	-	-	-	-
11/16	at Indianapolis	S	5	5	0	-	-	-	1	-	-	-	-
11/23	Detroit	S	9	7	2	-	-	-	-	-	-	-	-
11/30	at Green Bay	S	10	4	6	1.0	9.0	-	-	-	-	-	-
12/07	at San Diego												
12/14	Miami	S	8	4	4	0.5	5.5	-	-	1	-	-	-
12/21	at N.Y. Jets	S	11	9	2	1.0	10.0	-	-	-	-	-	-
12/28	Buffalo												
<b>2014 Totals</b>			<b>12/12</b>	<b>92</b>	<b>69</b>	<b>23</b>	<b>6.0</b>	<b>50.5</b>	<b>0</b>	<b>0</b>	<b>2</b>	<b>1</b>	<b>0</b>
01/10	Baltimore	S	8	4	4	-	-	1	0	1	-	-	-
01/18	Indianapolis	S	3	3	0	-	-	-	-	-	-	-	-
02/01	Seattle	S	5	3	2	-	-	-	-	-	-	-	-
<b>2014 Postseason</b>			<b>3/3</b>	<b>16</b>	<b>10</b>	<b>2</b>	<b>0.0</b>	<b>0.0</b>	<b>1</b>	<b>0</b>	<b>1</b>	<b>0</b>	<b>0</b>

# HIGHTOWER'S CAREER GAME-BY-GAME (CONT.)

2015	OPPONENT	P/S	TT	UT	A	S	YDS	INT	YDS	PD	FF	FR	SPT	
09/10	Pittsburgh	S	8	7	1	1.0	6.0	-	-	-	-	-	-	
09/20	at Buffalo	S	13	9	4	0.5	3.5	-	-	-	-	-	-	
09/27	Jacksonville	S	1	1	0	-	-	-	-	-	-	-	-	
10/11	at Dallas	S	4	4	0	1.0	9.0	-	-	-	-	-	-	
10/18	at Indianapolis					Inactive								
10/25	N.Y. Jets	S	11	10	1	-	-	-	-	-	-	1	-	
10/29	Miami	S	3	3	0	1.0	8.0	-	-	1	-	-	-	
11/08	Washington	S	1	1	0	-	-	-	-	-	-	-	-	
11/15	at N.Y. Giants	S	8	8	0	-	-	-	-	-	-	-	-	
11/23	Buffalo	S	3	3	0	-	-	-	-	-	-	-	-	
11/29	at Denver	S	3	2	1	-	-	-	-	-	-	-	-	
12/06	Philadelphia					Inactive								
12/13	at Houston					Inactive								
12/20	Tennessee	S	2	1	1	-	-	-	-	1	-	-	-	
12/27	at N.Y. Jets	S	5	4	1	-	-	-	-	-	-	-	-	
01/03	at Miami					Inactive								
2015 Totals			12/12	62	53	9	3.5	26.5	6	0	2	0	1	0
01/16	Kansas City	S	6	2	4	-	-	-	-	1	-	1	-	-
01/24	at Denver	S	6	5	1	-	-	-	-	1	-	-	-	-
2015 Postseason			2/2	12	7	5	0.0	0.0	0	0	2	0	1	0

2016	OPPONENT	P/S	TT	UT	A	S	YDS	INT	YDS	PD	FF	FR	SPT	
09/11	at Arizona	S	1	1	0	-	-	-	-	-	-	-	-	
09/18	Miami					Inactive								
09/22	Houston					Inactive								
10/02	Buffalo	S	8	3	5	-	-	-	-	1	-	-	-	
10/09	at Cleveland	S	1	0	1	-	-	-	-	-	-	-	-	
10/16	Cincinnati	S	13	3	10	1.5	12.5	-	-	-	-	-	-	
10/23	at Pittsburgh	S	4	3	1	-	-	-	-	-	-	-	-	
10/30	at Buffalo	S	6	4	2	-	-	-	-	-	-	-	-	
11/13	Seattle	S	10	6	4	-	-	-	-	1	-	-	-	
11/20	at San Francisco	S	6	5	1	1.0	9.0	-	-	-	1	-	-	
11/27	at N.Y. Jets	S	3	2	1	-	-	-	-	-	-	-	-	
12/04	Los Angeles	S	2	1	1	-	-	-	-	-	-	-	-	
12/12	Baltimore	S	7	1	6	-	-	-	-	-	-	-	-	
12/18	at Denver	S	3	1	2	-	-	-	-	-	-	-	-	
12/24	N.Y. Jets					Inactive								
01/01	at Miami	S	1	1	0	-	-	-	-	-	-	-	-	
2016 Totals			13/13	65	31	34	2.5	21.5	0	0	2	1	0	0
01/14	Houston	S	8	5	3	-	-	-	-	-	-	-	-	-
01/22	Pittsburgh	S	3	2	1	-	-	-	-	-	-	-	-	-
02/05	Atlanta	S	2	2	0	1.0	11.0	-	-	-	1	-	-	-
2016 Postseason			3/3	13	9	4	1.0	11.0	0	0	0	1	0	0

2017	OPPONENT	P/S	TT	UT	A	S	YDS	INT	YDS	PD	FF	FR	SPT
09/07	Kansas City	S	2	1	1	-	-	-	-	-	-	-	-
09/17	at New Orleans				Inactive								
09/24	Houston				Inactive								
10/01	Carolina	S	2	2	0	1.0	12.0	-	-	-	-	-	-
10/05	at Tampa Bay	S	2	2	0	-	-	-	-	-	-	-	-
10/15	at N.Y. Jets	S	7	6	1	1.0	7.0	-	-	-	-	-	-
10/22	Atlanta	S	1	1	0	-	-	-	-	-	-	-	-
10/29	L.A. Chargers				Inactive								
11/12	at Denver				Placed on injured reserve (11/7)								
2017 Totals			5/5	14	12	2	2.0	19.0	0	0	0	0	0
2017 Postseason: Injured Reserve													

2018	OPPONENT	P/S	TT	UT	A	S	YDS	INT	YDS	PD	FF	FR	SPT	
09/09	Houston	S	2	0	2	-	-	-	-	-	-	1	-	
09/16	at Jacksonville	S	4	3	1	-	-	-	-	-	-	-	-	
09/23	at Detroit	S	5	3	2	-	-	-	-	-	-	-	-	
09/30	Miami	S	2	1	1	-	-	-	-	-	-	-	-	
10/04	Indianapolis	S	5	2	3	-	-	-	-	-	-	-	-	
10/14	Kansas City	S	2	0	2	-	-	1	27	1	-	-	-	
10/21	at Chicago	S	4	4	0	-	-	-	-	-	-	-	-	
10/29	at Buffalo					Inactive								
11/04	Green Bay	S	4	2	2	-	-	-	-	-	-	-	-	
11/11	at Tennessee	S	4	3	1	-	-	-	-	-	-	-	-	
11/25	at N.Y. Jets	S	1	0	1	-	-	-	-	-	-	-	-	
12/02	Minnesota	S	5	2	3	-	-	-	-	-	-	-	-	
12/09	at Miami	S	2	2	0	1.0	9.0	-	-	-	-	-	-	
12/16	at Pittsburgh	S	3	2	1	-	-	-	-	-	-	-	-	
12/23	Buffalo	S	2	0	2	-	-	-	-	-	-	-	-	
12/30	N.Y. Jets	S	3	0	3	-	-	-	-	-	-	-	-	
2018 Totals			15/15	48	24	24	1.0	9.0	1	27	1	0	1	0
01/13	L.A. Chargers	S	2	2	0	-	-	-	-	-	-	-	-	
01/20	at Kansas City	S	2	1	1	-	-	-	-	-	-	-	-	
02/03	at L.A. Rams	S	2	2	0	2.0	15.0	-	-	1	-	-	-	
2018 Postseason			3/3	6	5	1	2.0	15.0	0	0	1	0	0	0

2019	OPPONENT	P/S	TT	UT	A	S	YDS	INT	YDS	PD	FF	FR	SPT	
09/08	Pittsburgh	S	6	6	0	-	-	-	-	-	-	-	-	
09/15	at Miami	S	3	1	2	-	-	-	-	-	-	-	-	
09/22	N.Y. Jets	S	3	2	1	0.5	3.0	-	-	-	-	-	-	
09/29	at Buffalo					Inactive								
10/06	at Washington	S	8	5	3	1.5	10.5	-	-	1	-	-	-	
10/10	N.Y. Giants	S	3	3	0	-	-	-	-	-	-	-	-	
10/21	at N.Y. Jets	S	1	1	0	-	-	-	-	1	-	-	-	
10/27	Cleveland	S	3	2	1	-	-	-	-	-	1	-	-	
11/03	at Baltimore	S	13	9	4	-	-	-	-	-	-	-	-	
11/17	at Philadelphia	S	1	1	0	1.0	9.0	-	-	-	-	-	-	
11/24	Dallas	S	6	5	1	-	-	-	-	1	-	-	-	
12/01	at Houston	S	6	3	3	1.0	9.0	-	-	-	-	-	-	
12/08	Kansas City	S	4	3	1	-	-	-	-	-	-	-	-	
12/15	at Cincinnati	S	3	0	3	-	-	-	-	-	-	-	-	
12/21	Buffalo	S	5	2	3	1.5	11.0	-	-	1	-	-	-	
12/29	Miami	S	6	4	2	-	-	-	-	-	-	-	-	
2019 Totals			15/15	71	47	24	5.5	42.5	12	0	4	0	1	0
01/04	Tennessee	S	9	8	1	-	-	-	-	-	-	-	-	-
2019 Postseason			1/1	9	8	1	0.0	0.0	0	0	0	0	0	0

2020 Season: Reserve/Opt-Out



# BRIAN HOYER

## 5 | QUARTERBACK

**HT:** 6-2 | **WT:** 216 | **Born:** 10/13/1985 | **Exp. (NFL/Patriots):** 13/7

**GP/GS (Playoffs):** 70/39 (2/1) | **Acq:** FA-21

**College:** Michigan State | **Hometown:** North Olmsted, Ohio

**SUPER BOWLS:** 18

### CAREER TRANSACTIONS

Brian Hoyer was signed by the New England Patriots as a free agent on May 18, 2021 ... Originally signed by New England as a rookie free agent (4/30/09) ... Signed by New England as a restricted free agent (3/23/12) ... Released by New England (8/31/12) ... Signed by Pittsburgh (11/20/12) ... Released by Pittsburgh (12/8/12) ... Claimed off waivers from Pittsburgh and awarded to Arizona (12/10/12) ... Signed by Arizona as a restricted free agent (4/1/13) ... Released by Arizona (5/13/13) ... Signed by Cleveland as a free agent (5/17/13) ... Signed by Houston as an unrestricted free agent from Cleveland (3/11/15) ... Released by Houston (4/18/16) ... Signed by Chicago as a free agent (5/2/16) ... Signed by San Francisco as an unrestricted free agent from Chicago (3/9/17) ... Released by San Francisco (10/30/17) ... Signed by New England as a free agent (11/01/17) ... Released by New England (8/31/19) ... Signed by Indianapolis as a free agent (9/2/19) ... Released by Indianapolis (3/21/20) ... Signed by New England as a free agent (3/25/20).

### SEASONAL REVIEWS

#### 2020 (1/1)

- Started one game - Week 4 at Kansas City (10/5) - and was active but did not play in the first three games of the season while serving as the backup quarterback.
- Was inactive for the final 12 games of the season.
- Started at QB for his seventh different NFL team and the first time in his Patriots career at Kansas City (10/5). Finished 15-of-24 passing for 130 yards and one interception.

#### 2019 (4/1 - INDIANAPOLIS)

- Went to training camp with New England and was released prior to the start of the regular season. Signed with Indianapolis on Sept. 2.
- Served primarily as backup quarterback to Jacoby Brissett, playing in four games with one start and completed 35-of-65 pass attempts for 372 yards with four touchdowns and four interceptions.
- Saw his first action of the season at Pittsburgh (11/3) when starting QB Jacoby Brissett was injured. Completed 17-of-26 passes for 168 yards with three touchdowns and one interception in a 26-24 loss.
- Made his only start of the season vs. Miami (11/10) and completed 18-of-39 passes for 204 yards with one touchdown and three interceptions.

#### 2018 (5/0, 0/0)

- Was active for all 16 regular-season games and appeared in five as backup to Tom Brady and completed one pass on two attempts for 7 yards.

### EXTRA POINTS

- Brian Hoyer is the first player to have three different stints with the New England Patriots. Many NFL players have had three different stints with a single team, including two in 2019: Andre Smith (Cincinnati Bengals) and Jordan Matthews (Philadelphia Eagles).
- Hoyer grew up a Cleveland Browns fan in North Olmsted, Ohio, and attended the final game at Cleveland Stadium on Dec. 17, 1995, when Bill Belichick was head coach of the Browns and before the team moved to Baltimore. In 2013, Hoyer signed with his hometown team and became the first QB in Browns history to win his first three starts with the club.
- Hoyer is one of four quarterbacks in NFL history, along with Ryan Fitzpatrick, Chris Chandler and Gus Frerrotte, to make at least one start for seven different NFL teams. Hoyer has started for the Patriots, Cardinals, Browns, Texans, Bears, 49ers and Colts.

- Was active but did not play in the postseason, including the Super Bowl LIII victory of the L.A. Rams (2/3).
- Came in for the final kneel downs of victories vs. Miami (9/30), at Buffalo (10/29), and vs. N.Y. Jets (12/30).
- Appeared in relief of QB Tom Brady for the final two offensive series, completing one pass for 7 yards and rushing once for 2 yards in the game at Tennessee (11/11).
- Appeared in relief duty for the final three offensive series, attempting one pass and completing the final kneel-downs on his third and final drive during the win vs. Buffalo (12/23).

#### 2017 (5/0, 1/0)

- Joined the Patriots as a free agent on Nov. 1 and made five regular-season appearances, totaling four completions on six pass attempts for 42 yards.
- Came in for the final kneel-downs of the Divisional Playoff victory vs. Tennessee (1/13).
- Was active but did not play in the AFC Championship victory vs. Jacksonville (1/21) and in Super Bowl LII vs. Philadelphia (2/4).
- Came in for the final drive of the fourth quarter and completed all three of his pass attempts for 37 yards to help run the clock out in the victory at Denver (11/12).
- Appeared on the final offensive series and completed one of his three pass attempts for 5 yards in the victory vs. N.Y. Jets (12/31).

#### 2017 (6/6 - SAN FRANCISCO)

- Started the first six games of the season and completed 119-of-205 passes (58.0 pct.) for 1,245 yards with four touchdowns and four interceptions before being released

## SINGLE-GAME CAREER HIGHS

### REGULAR SEASON:

<b>Attempts:</b>	54	at Minnesota (9/22/13)
<b>Completions:</b>	33	at Indianapolis (10/9/16)
<b>Long:</b>	81t	at Carolina (12/21/14)
<b>Yards:</b>	397	at Indianapolis (10/9/16)
<b>Pct. (min. 20 att.):</b>	.778	vs. New Orleans (11/29/15) vs. Detroit (10/2/16)
<b>Touchdowns:</b>	3	Six times. Most Recent: at Pittsburgh (11/3/19)
<b>Rating:</b>	1271	vs. Baltimore (9/27/14)

on Oct. 31.

- Netted two 300-yard passing performances on the season:
  - Week 3 vs. L.A. Rams (332)
  - Week 5 at Indianapolis (353)

### 2016 (6/5 – CHICAGO)

- Appeared in six regular-season games with five starts and threw for 1,445 yards on 134-of-200 pass attempts with six touchdowns and no interceptions.
- Set the NFL record for the lowest interception percentage in a single season when he threw 200 passes and no interceptions.
- Placed on injured reserve on Oct. 24 with an arm injury and missed the remainder of the season.
- Became the first Bears QB in franchise history to throw for over 300 yards in four consecutive games with 317 at Dallas (9/25), 302 vs. Detroit (10/2), 397 at Indianapolis (10/9) and 302 vs. Jacksonville (10/16).
- Threw for a career-high 397 yards and two touchdowns at Indianapolis (10/9), as he completed 33-of-43 attempts.

### 2015 (11/9, 1/1 – HOUSTON)

- Played in 11 regular season games with nine starts and passed for 2,606 yards on 224-of-369 passes with a career high 19 touchdowns and seven interceptions.
- Started in the Wild Card loss vs. Kansas City (1/9) and completed 15 passes on 34 attempts for 136 yards and four interceptions.
- Became the first QB in Texans history to throw two or more touchdown passes in five consecutive games, with two at Atlanta (10/4), two vs. Indianapolis (10/8), three at Jacksonville (10/18), three at Miami (10/25) and two vs. Tennessee (11/1).

### 2014 (14/13 – CLEVELAND)

- Played in 14 games with 13 starts for the Browns and set career-highs in attempts (438), completions (242) and yards (3,326), while throwing 12 touchdowns and 13 interceptions.
- Ranked first in the NFL by averaging 13.7 yards per completion.

### 2013 (3/3 – CLEVELAND)

- Started three games for the Browns and completed 57-of-96 pass attempts for 615 yards with five touchdowns and three interceptions.
- Placed on injured reserve on Oct. 12 and missed the re-

mainder of the season.

- Became the first QB in Browns history to win each of his first three starts with the team.
- Completed 30-of-54 attempts for a then-career-high 321 yards and a career-high three touchdowns at Minnesota (9/27). On the final drive of the game, completed 7-of-11 attempts for 55 yards, capped off by a game-winning 7-yard touchdown pass to TE Jordan Cameron with 51 seconds remaining.

### 2012 (2/1 – ARIZONA)

- Went to training camp with New England and was released prior to the start of the regular season.
- Signed with Pittsburgh on Nov. 20 and did not appear in a game before being released on Dec. 8.
- Claimed off waivers and awarded to Arizona on Dec. 10.
- Made his first career start at San Francisco (12/30) and completed 19 passes on 34 attempts for 225 yards and one touchdown.

### 2012 (0/0 – PITTSBURGH)

- Joined the Steelers on Nov. 20, for two games. Was active but did not play in both games before being released on Dec. 8.

### 2011 (3/0, 0/0)

- Was active for all 16 games and saw time in three.
- Was active but did not play in the Super Bowl XLVI against the Giants (2/5), the AFC Championship against the Ravens (1/22), or the Divisional playoff game against the Broncos (1/14).
- Completed his only pass of the season against Buffalo (1/01), a 22-yard pass to Rob Gronkowski that gave him the NFL single season record for receiving yards by a tight end.
- Played briefly at the end of the game against the Colts (12/4), but did not attempt any passes.

### 2010 (5/0, 0/0)

- Spent the season as the backup quarterback, seeing action in five games.
- Finished the season with seven completions for 122 yards, including a 42-yard touchdown pass to Brandon Tate in the third quarter vs. Miami (1/2), Hoyer's first NFL passing touchdown.
- Was active but did not play in 11 games. Played briefly at the end of the game at Miami (10/4), at Cleveland (11/7), at

## RECORD SETTER

Brian Hoyer set an NFL record in 2016 with the Chicago Bears when he attempted 200 passes without throwing an interception.

### NFL INTERCEPTION PERCENTAGE (Minimum 150 attempts)

Player	Team	Year	Att-Int.	Int. Pct.
1. Brian Hoyer	CHI	2016	200-0	0.00
2. Aaron Rodgers	GB	2018	597-2	0.34
3. Damon Huard	KC	2006	244-1	0.41
4. Josh McCown	CHI	2013	224-1	0.45
5. Tom Brady	NE	2016	432-2	0.46

Chicago (12/12) and at Buffalo (12/26).

- Saw significant playing time vs. Miami (1/2), taking the field briefly in the second quarter and then for the majority of the second half. Completed 7-of-13 passes for 122 yards, including a 42-yard touchdown pass to Tate in the third quarter.

## 2009 (5/0, 0/0)

- Earned the backup quarterback duties during training camp in a battle with Kevin O'Connell, Matt Gutierrez and Andrew Walter.
- Played in five games in reserve duty and completed 19 of his 27 pass attempts for 142 yards and had 10 carries for 25 yards with one touchdown.
- Played in his first game in the Patriots' 59-0 win vs. Tennessee (10/18), entering the game in the third quarter. Completed 9-of-11 pass attempts for 52 yards and scored on a one-yard touchdown run. Completed his first NFL pass to Julian Edelman for a 16-yard gain in the third quarter.
- Played as a reserve at Tampa Bay (10/25) in a 35-7 win at London's Wembley Stadium.
- Entered the game for the final series of the Patriots loss at New Orleans (11/30).
- Saw action in the fourth quarter of the Patriots 35-7 AFC East clinching game vs. Jacksonville (12/27).
- Saw his most extensive playing time of the season at Houston (1/3) in the regular-season finale, seeing action in the second quarter and fourth quarter and completing 8-of-12 passes for 71 yards.
- Dressed but did not play in the postseason game vs. Baltimore (1/10).

## COLLEGE

- Appeared in 39 games in four seasons at Michigan State and completed 500-of-896 pass attempts (55.8 pct.) for 6,159 yards with 35 touchdowns and 23 interceptions.

- Became one of five Spartan QBs to throw for over 6,000 career yards (Connor Cook - 9,194 yds., Kirk Cousins - 9,131 yds, Jeff Smoker - 8,932 yds. & Drew Stanton - 6,524 yds.).
- As a senior, earned consensus All-Big Ten honors and was named one of four captains by his teammates. Played in 13 games and completed 180-of-353 attempts for 2,404 yards and nine touchdowns.
- As a junior in 2007, earned honorable mention All-Big Ten honors. Played in 13 games and completed 223-of-376 attempts for 2,725 yards and 20 scores.
- As a sophomore, saw action in eight games and completed 82-of-144 attempts for 863 yards and four touchdowns.
- As a redshirt freshman in 2005, played in five games and completed 15-of-23 attempts for 167 yards and two touchdowns.
- Redshirted in 2004.

## PERSONAL

- Born the son of Julie and Axel Hoyer on Oct. 13, 1985.
- Was a two-year starter for Coach Chuck Kyle at St. Ignatius High School in Cleveland, Ohio.
- Associated Press Division I honorable mention all-state selection as a senior while completing 158-of-281 throws for 2,570 yards, 21 touchdowns in 2003.
- Connected on 131-of-263 passes for 2,130 yards, 18 touchdowns in 2002.
- Also competed in baseball as a pitcher, infielder and outfielder.
- Compiled an 8-1 record with a 1.99 ERA as a sophomore while leading St. Ignatius to the 2002 Division I state championship.
- Earned a bachelor's degree in interdisciplinary studies in social science – community relations from Michigan State.
- Brian and wife, Lauren, have a son, Garrett, and daughter, Cameron.

# BRIAN HOYER STATISTICS

POS: QB HT: 6-2 WT: 216 LBS YEAR: 13<sup>TH</sup> ACQ: FA-21 COLLEGE: MICHIGAN STATE BORN: 10/13/85

## REGULAR SEASON PASSING STATISTICS

Year	Team	G/S	Att	Cmp	Yds	Yds/Att	Pct	TD	TD %	Int	Int %	Lg	Sacks	Rating
2009	Patriots	5/0	27	19	142	5.3	70.4	0	0.0	0	0.0	17	2/18	82.6
2010	Patriots	5/0	15	7	122	8.1	46.7	1	6.7	1	6.7	42t	0/0	69.3
2011	Patriots	3/0	1	1	22	22.0	100.0	0	0.0	0	0.0	22	0/0	118.8
2012	Cardinals	2/1	53	30	330	6.2	56.6	1	1.9	2	3.8	53	4/30	65.8
2012	Steelers	0/0	0	0	0	0.0	0.0	0	0.0	0	0.0	0	0/0	0.0
2013	Browns	3/3	96	57	615	6.4	59.4	5	5.2	3	3.1	47t	6/48	82.6
2014	Browns	14/13	438	242	3,326	7.6	55.3	12	2.7	13	3.0	81t	24/160	76.5
2015	Texans	11/9	369	224	2,606	7.1	60.7	19	5.1	7	1.9	49	25/185	91.4
2016	Bears	6/5	200	134	1,445	7.2	67.0	6	3.0	0	0.0	64	4/18	98.0
2017	49ers	6/6	205	119	1,245	6.1	58.0	4	2.0	4	2.0	59	16/112	74.1
2017	Patriots	5/0	6	4	42	7.0	66.7	0	0.0	0	0.0	27	0/0	86.8
2018	Patriots	5/0	2	1	7	7.0	50.0	0	0.0	0	0.0	7	0/0	95.8
2019	Colts	4/1	65	35	372	5.7	53.8	4	6.2	4	6.2	23	5/47	65.7
2020	Patriots	1/1	24	15	130	5.4	62.5	0	0.0	1	4.2	25	2/18	59.4
<b>Totals – 12 Years</b>		<b>70/39</b>	<b>1,501</b>	<b>888</b>	<b>10,404</b>	<b>6.9</b>	<b>59.2</b>	<b>52</b>	<b>3.5</b>	<b>35</b>	<b>2.3</b>	<b>81t</b>	<b>88/636</b>	<b>82.1</b>

**Additional Statistics:** 106 Rushing Attempts for 123 Yards; 2009: 10 Rushing Attempts for 25 Yards; 2010: 10 Rushing Attempts for -8 Yards; 2011: 4 Rushing Attempts for -3 Yards; 2012: 1 Rushing Attempt for 6 Yards; 2013: 6 Rushing Attempts for 16 Yards; 2014: 24 Rushing Attempts for 39 Yards; 2015: 15 Rushing Attempts for 44 Yards; 2016: 7 Rushing Attempts for -2 Yards; 2017: 9 Rushing Attempts for 4 Yards; 2018: 11 Rushing Attempts for -8 yards; 2019: 4 Rushing Attempts for 8 Yards; 2020: 1 Rushing Attempt for 8 Yards.

## POSTSEASON PASSING STATISTICS

Year	Team	G/S	Att	Cmp	Yds	Yds/Att	Pct	TD	TD %	Int	Int %	Lg	Sacks	Rating
2009	Patriots	0/0	0	0	0	0.0	0.0	0	0.0	0	0.0	0	0/0	0.0
2010	Patriots	0/0	0	0	0	0.0	0.0	0	0.0	0	0.0	0	0/0	0.0
2011	Patriots	0/0	0	0	0	0.0	0.0	0	0.0	0	0.0	0	0/0	0.0
2015	Texans	1/1	34	15	136	4.0	44.1	0	0.0	4	11.8	17	3/24	15.9
2017	Patriots	1/0	0	0	0	0.0	0.0	0	0.0	0	0.0	0	0/0	0.0
2018	Patriots	0/0	0	0	0	0.0	0.0	0	0.0	0	0.0	0	0/0	0.0
<b>Totals – 6 Years</b>		<b>2/1</b>	<b>34</b>	<b>15</b>	<b>136</b>	<b>4.0</b>	<b>44.1</b>	<b>0</b>	<b>0.0</b>	<b>4</b>	<b>11.8</b>	<b>17</b>	<b>3/24</b>	<b>15.9</b>

**Additional Statistics:** 2015: 1 Rushing Attempt for -1 Yard.



# HOYER'S CAREER GAME-BY-GAME

PLAYERS

PASSING														RUSHING				
2009	OPPONENT	P/S	ATT	CMP	YDS	PCT	TD	LG	INT	S	YDS	RATING		RUSH	YDS	LG	TD	W/L SCORE
10/18	Tennessee	p	11	9	52	81.8	0	16	0	0	0	86.4		6	-2	4	0	
10/25	at Tampa Bay	p	0	0	0									3	17	20	0	
11/30	at New Orleans	p	4	2	19	50.0	0	14	0	1	8	63.5		0	0	0	0	
12/27	Jacksonville	p	0	0	0									0	0	0	0	
01/03	at Houston	p	12	8	71	66.7	0	17	0	1	10	82.3		1	10	10	0	
2009 Totals		5/0	27	19	142	70.4	0	17	0	2	8	82.6		10	25	20	0	0-0
PASSING														RUSHING				
2010	OPPONENT	P/S	ATT	CMP	YDS	PCT	TD	LG	INT	S	YDS	RATING		RUSH	YDS	LG	TD	W/L SCORE
10/04	at Miami	p	0	0	0									1	-2	-2	0	
11/17	at Cleveland	p	2	0	0	0.0	0	0	1	0	0	0.0		1	-1	-1	0	
12/12	at Chicago	p	0	0	0									3	-2	0	0	
12/26	at Buffalo	p	0	0	0									4	-2	1	0	
01/02	Miami	p	13	7	122	43.8	1	42t	0	0	0	111.7		1	-1	-1	0	
2010 Totals		5/0	15	7	122	46.7	1	42t	1	0	0	69.3		10	-8	1	0	0-0
PASSING														RUSHING				
2011	OPPONENT	P/S	ATT	CMP	YDS	PCT	TD	LG	INT	S	YDS	RATING		RUSH	YDS	LG	TD	W/L SCORE
11/27	at Philadelphia	p	0	0	0									1	-1	-1	0	
12/04	Indianapolis	p	0	0	0									0	0	0	0	
01/01	Buffalo	p	1	1	22	100.0	0	22	0	0	0	118.8		3	-2	0	0	
2011 Totals		3/0	1	1	22	100.0	0	22	0	0	0	118.8		4	-3	0	0	0-0
PASSING														RUSHING				
2012	OPPONENT	P/S	ATT	CMP	YDS	PCT	TD	LG	INT	S	YDS	RATING		RUSH	YDS	LG	TD	W/L SCORE
12/23	Chicago	p	19	11	105	57.9	0	24	1	2	12	51.4		0	0	0	0	
12/30	at San Francisco	S	34	19	225	55.9	1	53	1	2	18	73.8		1	6	6	0	L 13-27
2012 Totals		2/1	53	30	330	56.6	1	53	2	4	30	65.8		1	6	6	0	0-1
PASSING														RUSHING				
2013	OPPONENT	P/S	ATT	CMP	YDS	PCT	TD	LG	INT	S	YDS	RATING		RUSH	YDS	LG	TD	W/L SCORE
09/22	at Minnesota	S	54	30	321	55.6	3	47t	3	3	26	68.5		1	-2	-2	0	W 31-27
09/29	Cincinnati	S	38	25	269	65.8	2	39	0	3	22	103.9		4	7	8	0	W 17-6
10/03	Buffalo	S	4	2	25	50.0	0	13	0	0	0	69.8		1	11	11	0	W 37-24
2013 Totals		3/3	96	57	615	59.4	5	47t	3	6	48	82.6		6	16	11	0	3-0
PASSING														RUSHING				
2014	OPPONENT	P/S	ATT	CMP	YDS	PCT	TD	LG	INT	S	YDS	RATING		RUSH	YDS	LG	TD	W/L SCORE
09/07	at Pittsburgh	S	30	18	222	60.0	1	47	0	3	24	94.0		1	-2	-2	0	L 27-30
09/14	New Orleans	S	40	24	204	60.0	1	28	0	1	2	81.7		0	0	0	0	W 26-24
09/21	Baltimore	S	25	19	290	76.0	1	70	0	0	0	127.1		3	-2	3	0	L 21-23
10/05	at Tennessee	S	37	21	291	56.8	3	49	1	1	7	97.9		1	2	2	0	W 29-28
10/12	Pittsburgh	S	17	8	217	47.1	1	51t	0	1	7	113.0		1	0	0	0	W 31-10
10/19	at Jacksonville	S	41	16	215	39.0	0	65	1	3	18	46.3		1	-1	-1	0	L 6-24
10/26	Oakland	S	28	19	275	67.9	1	48	0	1	8	111.5		2	1	2	0	W 23-13
11/02	Tampa Bay	S	34	21	300	61.8	2	34t	2	4	26	85.4		2	5	3	0	W 22-17
11/06	at Cincinnati	S	23	15	198	65.2	0	28	0	0	0	92.3		4	1	3	0	W 24-3
11/16	Houston	S	50	20	330	40.0	1	35	1	3	20	61.3		2	1	2	0	L 7-23
11/23	at Atlanta	S	40	23	322	57.5	0	40	3	1	9	52.3		3	12	9	0	W 26-24
11/30	at Buffalo	S	30	18	192	60.0	0	30	2	2	14	51.0		0	0	0	0	L 10-26
12/07	Indianapolis	S	30	13	136	43.3	0	27	2	1	3	29.3		2	3	4	0	L 24-25
12/21	at Carolina	p	13	7	134	53.8	1	81t	1	3	22	83.5		2	19	11	0	
2014 Totals		14/13	438	242	3326	55.3	12	81t	13	24	160	76.5		24	39	11	0	7-6

# HOYER'S CAREER GAME-BY-GAME (CONT.)

PASSING													RUSHING					
2015	OPPONENT	P/S	ATT	CMP	YDS	PCT	TD	LG	INT	S	YDS	RATING	RUSH	YDS	LG	TD	W/L	SCORE
09/13	Kansas City	S	34	18	236	52.9	1	32	1	4	29	72.7	0	0	0	0	L	20-27
10/04 at	Atlanta	p	30	17	232	56.7	0	42	0	1	8	103.8	0	0	0	0		
10/08	Indianapolis	p	31	24	312	77.4	2	42t	1	0	0	116.6	1	14	14	0		
10/18 at	Jacksonville	S	36	24	293	66.7	3	31	0	1	6	119.3	5	5	6	0	W	31-20
10/25 at	Miami	S	49	23	273	46.9	3	27t	1	4	22	76.3	0	0	0	0	L	26-44
11/01	Tennessee	S	35	23	235	65.7	2	42t	0	3	21	103.9	1	-1	-1	0	W	20-6
11/16 at	Cincinnati	S	22	12	123	54.5	0	25	1	2	10	51.9	1	15	15	0	W	10-6
11/29	New Orleans	S	27	21	205	77.8	2	37	1	1	10	107.6	3	-3	-1	0	W	24-6
12/06 at	Buffalo	S	43	26	293	60.5	3	29	1	2	18	94.4	3	15	14	0	L	21-30
12/13	New England	S	22	11	155	50.0	0	49	0	5	54	73.1	1	-1	-1	0	L	6-27
01/03	Jacksonville	S	40	25	249	62.5	1	27	1	2	7	78.0	0	0	0	0	W	30-6
2015 Totals	11/9	369	224	2606	60.7	19	49	7	25	185	91.4	15	44	15	0	5-4		
01/09	Kansas City	S	34	15	136	44.1	0	17	4	3	24	15.9	1	-1	-1	0	L	0-30
2015 Postseason	1/1	34	15	136	44.1	0	17	4	3	24	15.9	1	-1	-1	0	0-1		


PASSING													RUSHING					
2016	OPPONENT	P/S	ATT	CMP	YDS	PCT	TD	LG	INT	S	YDS	RATING	RUSH	YDS	LG	TD	W/L	SCORE
09/19	Philadelphia	p	12	9	78	75.0	0	19	0	0	0	91.7	0	0	0	0		
09/25 at	Dallas	S	49	30	317	61.2	2	32	0	1	5	93.7	2	2	3	0	L	17-31
10/02	Detroit	S	36	28	302	77.8	2	64	0	2	8	120.1	3	-3	-1	0	W	17-14
10/09 at	Indianapolis	S	43	33	397	76.7	2	38	0	0	0	120.0	1	-1	-1	0	L	23-29
10/16	Jacksonville	S	49	30	302	61.2	0	36	0	1	5	78.8	1	0	0	0	L	16-17
10/20 at	Green Bay	S	11	4	49	36.4	0	25	0	0	0	50.9	0	0	0	0	L	10-26
2016 Totals	6/5	200	134	1445	67.0	6	64	0	4	18	98.0	7	-2	3	0	1-4		

PASSING													RUSHING					
2017	OPPONENT	P/S	ATT	CMP	YDS	PCT	TD	LG	INT	S	YDS	RATING	RUSH	YDS	LG	TD	W/L	SCORE
09/10	Carolina	S	35	24	193	68.6	0	22	1	4	27	70.3	1	-5	-5	0	L	3-23
09/17 at	Seattle	S	27	15	99	55.6	0	14	1	2	10	48.2	0	0	0	0	L	9-12
09/21	L.A. Rams	S	37	23	332	62.2	2	59	1	4	24	98.0	1	9	9t	1	L	39-41
10/01 at	Arizona	S	49	24	234	49.0	0	24	1	3	24	54.3	1	3	3	0	L	15-18 ot
10/08 at	Indianapolis	S	46	29	353	63.0	2	51	0	2	17	101.1	2	0	0	0	L	23-26 ot
10/15 at	Washington	S	11	4	34	36.4	0	21	0	1	10	45.3	0	0	0	0	L	24-26
2017 Totals with SF:	6/6	205	119	1245	58.0	4	59	4	16	112	74.1	5	7	9t	1	0-6		
11/12 at	Denver	p	3	3	37	100.0	0	27	0	0	0	118.1						
11/19 at	Oakland	p	0	0	0								0	0	0	0		
12/03 at	Buffalo	p	0	0	0								0	0	0	0		
12/24	Buffalo	p	0	0	0								2	-2	-1	0		
12/31	N.Y. Jets	p	3	1	5	33.3	0	5	0	0	0	42.4	2	-1	0	0		
2017 Totals with NE:	5/0	6	4	42	66.7	0	27	0	0	0	86.8	4	-3	0	0	0-0		
01/13	Tennessee	p	0	0	0								0	0	0	0		
2017 Postseason	1/0	0	0	0	0								0	0	0	0	0-0	

PASSING													RUSHING					
2018	OPPONENT	P/S	ATT	CMP	YDS	PCT	TD	LG	INT	S	YDS	RATING	RUSH	YDS	LG	TD	W/L	SCORE
09/30	Miami	p	0	0	0								3	-3	-1	0		
10/29 at	Buffalo	p	0	0	0								2	-2	-1	0		
11/11 at	Tennessee	p	1	1	7	100.0	0	7	0	0	0	95.8	1	2	2	0		
12/23	Buffalo	p	1	0	0	0.0	0	0	0	0	0	0.0	2	-2	-1	0		
12/30	N.Y. Jets	p	0	0	0								3	-3	-1	0		
2018 Totals	5/0	2	1	7	50.0	0	7	0	0	0	0	58.3	11	-8	2	0		

PASSING													RUSHING					
2019	OPPONENT	P/S	ATT	CMP	YDS	PCT	TD	LG	INT	S	YDS	RATING	RUSH	YDS	LG	TD	W/L	SCORE
11/03 at	Pittsburgh	p	26	17	168	65.4	3	21	1	4	34	105.9	1	6	6	0		
11/10	Miami	S	39	18	204	46.2	1	23	3	1	13	38.8	2	0	1	0	L	12-16
11/17	Jacksonville	p	0	0	0	0.0	0	0	0	0	0	0.0	2	-2	-1	0		
12/22	Carolina	p	0	0	0	0.0	0	0	0	0	0	0.0	3	-2	0	0		
2019 Totals	4/1	65	35	372	53.8	4	23	4	5	47	65.7	8	2	6	0	0-1		

PASSING													RUSHING					
2020	OPPONENT	P/S	ATT	CMP	YDS	PCT	TD	LG	INT	S	YDS	RATING	RUSH	YDS	LG	TD	W/L	SCORE
10/05 at	Kansas City	S	24	15	130	62.5	0	25	1	2	18	59.4	1	8	8	0	L	10-26
2020 Totals	1/1	24	15	130	62.5	0	25	1	2	18	59.4	1	8	8	0	0-1		



# J.C. JACKSON

## 27 | DEFENSIVE BACK

**HT:** 6-1 | **WT:** 198 | **Born:** 11/17/1995 | **Exp. (NFL/Patriots):** 4/4

**GP/GS (Playoffs):** 45/22 (4/2) | **Acq:** FA-18

**College:** Maryland | **Hometown:** Immokalee, Fla.



### CAREER TRANSACTIONS

J.C. Jackson was re-signed by the New England Patriots as a restricted free agent on April 16, 2021 ... Originally signed by New England as a rookie free agent (5/11/18).

### SEASONAL REVIEWS

#### 2020 (16/11)

- Played in all 16 games with 11 starts and totaled 40 tackles, nine interceptions, 14 passes defended and two fumble recoveries. Led the NFL with 11 forced turnovers and finished second with a career-high nine interceptions. The 11 takeaways were most ever in a single season under Bill Belichick and nine interceptions tied for third-most in a single season in franchise history. His 11 interceptions on the season included two in the end zone to prevent scoring opportunities - vs. Miami in the season-opener (9/13) and at Miami (12/20).
- With five interceptions in 2019 and nine in 2020, became the fifth Patriot and first since Asante Samuel (2006-07) to net at least five interceptions in consecutive seasons.
- With fumble recoveries in back-to-back contests in Weeks 3 & 4, followed by an interception in five consecutive games, Jackson had a takeaway in seven straight contests, setting a franchise record. He was one short of the NFL record for most consecutive games with a takeaway.
- Set a team record from Weeks 6-10 with an interception in five straight contests.
- Appeared as a reserve in the season-opening win vs. Miami (9/13) and registered two tackles, an interception and two passes defended. His pick in the end zone late in the fourth quarter helped preserve the victory.
- Started for the first time in 2020 at defensive back at Kansas City (10/5) in nickel defense. Recovered a forced fumble by Stephon Gilmore in the second quarter that led to a Patriots field goal. Helped limit Patrick Mahomes and the Chiefs to no touchdowns in the first half for the third time in three years.

- Posted one tackle and an interception on Jets QB Joe Flacco late in the fourth quarter of the win at N.Y. Jets (11/9). The turnover led to a touchdown and tied the game at 27.
- Started at corner in the win vs. Baltimore (11/15). Set a team record with an interception in his fifth consecutive game when he picked off Ravens QB Lamar Jackson in the second quarter.
- Started in the season-finale win vs. N.Y. Jets (1/3) and posted four tackles and his team-leading ninth interception of the season.

#### 2019 (16/6, 1/1)

- Played in all 16 regular-season games with six starts and totaled 36 tackles, five interceptions and 10 passes defended as part of a defense that finished No. 1 in the NFL in total defense (275.9 yards per game) and scoring (14.1 points allowed per game). Started the final six games of the regular season when Jason McCourty was battling an injury.
- Blocked a punt on special teams that led to a Patriots touchdown. His then career-high five interceptions were tied for fourth-most in the NFL.
- Started at corner and made one tackle with one pass defended in the AFC Wild Card Playoff vs. Tennessee (1/4).
- Had multiple two-interception performances in 2019:
  - Week 4 at Buffalo
  - Week 15 at Cincinnati
- Played as a substitute in the victory at Buffalo (9/29), posting two tackles, two passes defended, two interceptions and a blocked punt that was returned 11 yards for a touchdown by Matthew Slater. Jackson intercepted QB Josh Allen once in each half and became the first player since 1989 to have two interceptions and a punt block in the same game.

### ACTION JACKSON

J.C. Jackson is second in the NFL with 17 interceptions since entering the NFL in 2018.

#### NFL INTERCEPTION LEADERS SINCE 2018

Player	Team(s)	INTs
Xavien Howard	Miami	18
<b>J.C. Jackson</b>	<b>New England</b>	<b>17</b>
Tyrann Mathieu	HOU/KC	12
Marcus Peters	LAR/BAL	12
Justin Simmons	Denver	12

### EXCLUSIVE INT CLUB

Jackson became the fifth Patriot and first since Asante Samuel (2006-07) to net at least five interceptions in consecutive seasons. Jackson totaled five interceptions in 2019 and had nine in 2020.

#### MOST CONSECUTIVE SEASONS WITH 5+ INTs

Player	INTs (Yr)	INTs (Yr)	INTs (Yr)
Ron Bolton	6 (1973)	7 (1974)	5 (1975)
Mike Haynes	8 (1976)	5 (1977)	6 (1978)
<b>J.C. Jackson</b>	<b>5 (2019)</b>	<b>9 (2020)</b>	
Raymond Clayborn	5 (1979)	5 (1980)	
Asante Samuel	10 (2006)	7 (2007)	

## JACKSON TAKETH AWAY

With fumble recoveries in back-to-back contests in Weeks 3 & 4, followed by an interception in five consecutive games, Jackson had a takeaway in seven straight contests in 2020. That marks a franchise record and was one short of the NFL record for most consecutive games with a takeaway.

### MOST CONSECUTIVE GAMES WITH A TAKEAWAY (SINCE 1970 MERGER)

Player	Team	Season	Games
Mark Murphy	Washington	1980	8
Al Richardson	Atlanta	1981	8
<b>J.C. Jackson</b>	<b>New England</b>	<b>2020</b>	<b>7</b>
Chris Dishman	Houston Oilers	1991	7

Jackson set a team record in the win over Baltimore (11/15/20) with an interception in his fifth consecutive game.

### MOST CONSECUTIVE GAMES WITH AN INT IN PATRIOTS HISTORY

5- J.C. Jackson (10/18/20 – 11/15/20)

4- Devin McCourty (09/08/19 – 09/29/19)

4 - Mike Haynes (11/07/76-11/28/76)

- Made his first start of the season at corner due to an injury to CB Jason McCourty in the win vs. Dallas (11/24). Made four tackles in the game.
- Made his second consecutive start and third of the season, recording two tackles and intercepting a pass in the loss vs. Kansas City (12/8).
- Started his third consecutive game and fourth of the season in the win at Cincinnati (12/15). Recorded three tackles and three passes defended with two interceptions in the game, marking his second game of the season with two interceptions and setting a new career-best with five interceptions on the year. Along with Stephon Gilmore, became the first pair of Patriots teammates to record multiple interceptions in the same game for the first time since 1986.
- Started his fourth consecutive game and fifth of the season at corner, registering a team-high six tackles and two passes defended in the win vs. Buffalo (12/21). Jackson's second pass defended came on a key fourth down for Buffalo on fourth-and-goal to end their final drive of the game and preserve the 24-17 victory.

## 2018 (13/5, 3/1)

- Made the 53-man roster as a rookie free agent and appeared in 15 regular-season games with five starts. Totaled 24 tackles and finished tied for second on the team with three interceptions. Also defended six passes.
- Played in all three postseason contests with one start and notched seven tackles and two passes defended.
- Was inactive for the season-opener vs. Houston (9/9), at Jacksonville (9/16) and vs. Kansas City (10/14).
- Made his NFL debut as a reserve defensive back and tallied one tackle in the game at Detroit (9/23).
- Contributed as a reserve defensive back and made one pass defended as well as his first-career interception on a fourth-quarter pass from QB Ryan Tannehill in the victory

vs. Miami (9/30).

- Saw extended time as a nickel cornerback and finished with one tackle, a pass defended and a third quarter interception of QB Mitchell Trubisky during the victory at Chicago (10/21).
- Made his first-career start as the nickel cornerback and contributed with four tackles and a pass defended in the victory vs. Minnesota (12/2). Jackson swatted a fourth quarter pass attempt from QB Kirk Cousins in the end zone that was intercepted by DB Duron Harmon and helped seal the Patriots victory.
- Started at cornerback and contributed with a second-quarter interception of QB Josh Allen that he returned 9 yards in the win vs. Buffalo (12/23).
- Started at corner and finished with a team and career-high seven tackles and adding a pass defended in the win vs. N.Y. Jets (12/30).
- Contributed on defense with four tackles and two passes defended in the AFC Divisional Playoff win vs. L.A. Chargers (1/13).

## COLLEGE

- Began his collegiate career at Florida and suffered an injury in the season opener. Took a medical redshirt and transferred to Riverside Community College for one season where he registered 25 tackles, two forced fumbles and one fumble recovery in six games.
- Appeared in 24 games over two seasons at Maryland (2016-17) and registered 80 tackles, four interceptions, 13 passes defended, one fumble recovery and one forced fumble.

## PERSONAL

- Full name is Jerald Christopher Jackson.
- Was a two-way player at wide receiver and defensive back who helped lead Immokalee to a FHSAA Class 5A semifinal appearance as a senior.

## A RECORD UNDER BELICHICK

DB Ron Hall set a Patriots franchise record in 1964 with 13 takeaways (11 interceptions & two fumble recoveries) in a single season. J.C. Jackson recorded nine interceptions and recovered two fumbles for an NFL-leading 11 takeaways in 2020.

### MOST TAKEAWAYS BY A PATRIOT UNDER BILL BELICHICK

Player	Year	Takeaways	INTs	FRs
<b>J.C. Jackson</b>	<b>2020</b>	<b>11</b>	<b>9</b>	<b>2</b>
Asante Samuel	2006	10	10	0
Kyle Arrington	2011	8	7	1

### MOST INTS IN A SINGLE SEASON IN PATRIOTS HISTORY

Player	Season	Interceptions
Ron Hall	1964	11
Asante Samuel	2006	10
<b>J.C. Jackson</b>	<b>2020</b>	<b>9</b>
Ty Law	1998	9
Ronnie Lippett	1986	8
Mike Haynes	1976	8

- Totaled 3,109 yards on 133 catches with 31 touchdowns during his career at Immokalee (Fla.) High School.

- Totaled 103 tackles on defense in his career.
- Played in the Under Armour All-America Game in 2013.

# J.C. JACKSON STATISTICS

POS: DB HT: 6-1 WT: 198 LBS YEAR: 4<sup>TH</sup> ACQ: FA-18 COLLEGE: MARYLAND BORN: 11/17/95

## REGULAR SEASON DEFENSIVE STATISTICS

			TACKLES					INTERCEPTIONS					MISCELLANEOUS						
Year	Team	G/S	TT	UT	A	S	YDS	NO	YDS	AVG	LG	TD	PD	FF	FR	YDS	TD	SPT	
2018	Patriots	13/5	24	22	2	0.0	0.0		3	9	3.0	9	0	6	0	0	0	0	
2019	Patriots	16/6	36	29	7	0.0	0.0		5	39	7.8	19	0	10	0	0	0	0	
2020	Patriots	16/11	40	34	6	0.0	0.0		9	80	8.9	30	0	14	0	2	0	0	
Totals – 3 Years		45/22	100	85	15	0.0	0.0		17	128	7.5	30	0	30	0	2	0	0	


Additional Statistics: 1 Punt Block vs. Buffalo (9/29/19).

## POSTSEASON DEFENSIVE STATISTICS

			TACKLES					INTERCEPTIONS					MISCELLANEOUS						
Year	Team	G/S	TT	UT	A	S	YDS	NO	YDS	AVG	LG	TD	PD	FF	FR	YDS	TD	SPT	
2018	Patriots	3/1	7	5	2	0.0	0.0	0	0	0.0	0	0	2	0	0	0	0	0	
2019	Patriots	1/1	1	1	0	0.0	0.0	0	0	0.0	0	0	1	0	0	0	0	0	
Totals – 2 Years		4/2	8	6	2	0.0	0.0	0	0	0.0	0	0	3	0	0	0	0	0	

# JACKSON'S CAREER GAME-BY-GAME

2018	OPPONENT	P/S	TT	UT	A	S	YDS	INT	YDS	PD	FF	FR	SPT
09/09	Houston			Inactive									
09/16	at Jacksonville			Inactive									
09/23	at Detroit	p	1	1	0	-	-	-	-	-	-	-	-
09/30	Miami	p	0	0	0	-	1	0	1	-	-	-	-
10/04	Indianapolis	p	0	0	0	-	-	-	-	-	-	-	-
10/14	Kansas City			Inactive									
10/21	at Chicago	p	1	1	0	-	-	1	0	1	-	-	-
10/29	at Buffalo	p	2	2	0	-	-	-	2	-	-	-	-
11/04	Green Bay	p	1	1	0	-	-	-	-	-	-	-	-
11/11	at Tennessee	p	1	1	0	-	-	-	-	-	-	-	-
11/25	at N.Y. Jets	p	1	1	0	-	-	-	-	-	-	-	-
12/02	Minnesota	S	4	4	0	-	-	-	1	-	-	-	-
12/09	at Miami	S	0	0	0	-	-	-	-	-	-	-	-
12/16	at Pittsburgh	S	6	6	0	-	-	-	1	-	-	-	-
12/23	Buffalo	S	0	0	0	-	-	1	9	1	-	-	-
12/30	N.Y. Jets	S	7	5	2	-	-	-	1	-	-	-	-
<b>2018 Totals</b>	<b>13/5</b>	<b>24</b>	<b>22</b>	<b>2</b>	<b>0.0</b>	<b>0.0</b>	<b>3</b>	<b>9</b>	<b>6</b>	<b>0</b>	<b>0</b>	<b>0</b>	<b>0</b>
01/13	L.A. Chargers	p	4	3	1	-	-	-	-	-	-	-	-
01/20	at Kansas City	S	1	1	0	-	-	-	-	-	-	-	-
02/03	at L.A. Rams	p	2	1	1	-	-	-	-	-	-	-	-
<b>2018 Postseason</b>	<b>3/1</b>	<b>7</b>	<b>5</b>	<b>2</b>	<b>0.0</b>	<b>0.0</b>	<b>0</b>	<b>0</b>	<b>2</b>	<b>0</b>	<b>0</b>	<b>0</b>	<b>0</b>
10/27	Cleveland	p	1	1	0	-	-	-	-	-	-	-	-
11/03	at Baltimore	p	1	1	0	-	-	-	-	-	-	-	-
11/17	at Philadelphia	p	3	3	0	-	-	-	-	1	-	-	-
11/24	Dallas	S	4	3	1	-	-	-	-	-	-	-	-
12/01	at Houston	S	1	0	1	-	-	-	-	-	-	-	-
12/08	Kansas City	S	2	2	0	-	-	1	6	1	-	-	-
12/15	at Cincinnati	S	3	3	0	-	-	2	13	3	-	-	-
12/21	Buffalo	S	6	6	0	-	-	-	2	-	-	-	-
12/29	Miami	S	7	6	1	-	-	-	-	-	-	-	-
<b>2019 Totals</b>	<b>16/6</b>	<b>36</b>	<b>29</b>	<b>7</b>	<b>0.0</b>	<b>0.0</b>	<b>5</b>	<b>39</b>	<b>10</b>	<b>0</b>	<b>0</b>	<b>0</b>	<b>0</b>
01/04	Tennessee	S	1	1	0	-	-	-	1	-	-	-	-
<b>2019 Postseason</b>	<b>1/1</b>	<b>1</b>	<b>1</b>	<b>0</b>	<b>0.0</b>	<b>0.0</b>	<b>0</b>	<b>0</b>	<b>1</b>	<b>0</b>	<b>0</b>	<b>0</b>	<b>0</b>
2020	OPPONENT	P/S	TT	UT	A	S	YDS	INT	YDS	PD	FF	FR	SPT
09/13	Miami	p	2	2	0	-	-	1	0	2	-	-	-
09/20	at Seattle	p	2	1	1	-	-	-	-	-	-	-	-
09/27	Las Vegas	p	5	5	0	-	-	-	1	-	1	-	-
10/05	at Kansas City	S	2	2	0	-	-	-	1	-	1	-	-
10/18	Denver	p	1	1	0	-	-	1	30	2	-	-	-
10/25	San Francisco	p	1	1	0	-	-	1	0	1	-	-	-
11/01	at Buffalo	S	5	3	2	-	-	1	25	1	-	-	-
11/09	at N.Y. Jets	S	1	1	0	-	-	1	0	2	-	-	-
11/15	Baltimore	S	0	0	0	-	-	1	0	1	-	-	-
11/22	at Houston	S	1	1	0	-	-	-	-	-	-	-	-
11/29	Arizona	S	2	2	0	-	-	-	-	-	-	-	-
12/06	at L.A. Chargers	S	3	1	2	-	-	1	3	1	-	-	-
12/10	at L.A. Rams	S	2	2	0	-	-	-	-	-	-	-	-
12/20	at Miami	S	4	3	1	-	-	1	5	1	-	-	-
12/28	Buffalo	S	5	5	0	-	-	-	-	-	-	-	-
01/03	N.Y. Jets	S	4	4	0	-	-	1	17	1	-	-	-
<b>2020 Totals</b>	<b>16/11</b>	<b>40</b>	<b>34</b>	<b>6</b>	<b>0.0</b>	<b>0.0</b>	<b>9</b>	<b>80</b>	<b>14</b>	<b>0</b>	<b>2</b>	<b>0</b>	<b>0</b>



# MICHAEL JACKSON SR.



**35 | CORNERBACK**

**HT:** 6-1 | **WT:** 210 | **Born:** 1/10/1997 | **Exp. (NFL/Patriots):** 2/2

**GP/GS (Playoffs):** 2/0 (0/0) | **Acq:** FA-20

**College:** Miami (Fla.) | **Hometown:** Birmingham, Ala.

## CAREER TRANSACTIONS

Michael Jackson Sr. was signed by the New England Patriots to the 53-man roster from the practice squad on Jan. 2, 2021 ... Originally drafted by Dallas in the fifth round (158th overall) of the 2019 NFL Draft ... Released by Dallas (8/31/19) ... Signed by Dallas to the practice squad (9/2/19) ... Signed by Detroit to the 53-man roster from the Dallas practice squad (10/30/19) ... Acquired by New England in a trade with Detroit in exchange for a conditional 2022 draft pick (8/9/20) ... Released by New England (9/3/20) ... Signed by New England to the practice squad (9/28/20).

## SEASONAL REVIEWS

### 2020 (1/0 – NEW ENGLAND)

- Joined New England during training camp via trade from Detroit and was released prior to the start of the regular season. Was signed to the practice squad on Sept. 28 and joined the 53-man roster on Jan. 2, ahead of the season finale.
- Played as a reserve vs. N. Y. Jets (1/3) and made his first career tackle.

### 2019 (1/0 – DETROIT)

- Went to training camp with Dallas and was released prior to the start of the regular season. Spent the first eight weeks of the season on the Cowboys practice squad before being signed to Detroit's 53-man roster on Oct. 30.
- Appeared in one game as a reserve at Washington (11/24). Did not accrue any statistics.

## COLLEGE

- Appeared in 51 games with 23 starts over four seasons at Miami (Fla.) and recorded 97 tackles, four interceptions, 11 passes defended and 3½ sacks.
- Earned All-ACC Honorable Mention honors as a senior in 2018 after starting all 13 games and registering 42 tackles, 2½ sacks and six passes defended.

## PERSONAL

- Attended Spain Park (Ala.) High School, where he was a three-star recruit.
- Has a son, Michael Antwan Jackson Jr.

PLAYERS

# MICHAEL JACKSON SR. STATISTICS

POS: CB HT: 6-1 WT: 210 LBS YEAR: 2<sup>ND</sup> ACQ: FA-20 COLLEGE: MIAMI (FLA.) BORN: 1/10/97

## REGULAR SEASON DEFENSIVE STATISTICS

Year	Team	G/S	TACKLES						INTERCEPTIONS					MISCELLANEOUS				
			TT	UT	A	S	YDS	NO	YDS	AVG	LG	TD	PD	FF	FR	YDS	TD	SPT
2019	Lions	1/0	0	0	0	0.0	0.0	0	0	0.0	0	0	0	0	0	0	0	0
2020	Patriots	1/0	1	1	0	0.0	0.0	0	0	0.0	0	0	0	0	0	0	0	0
<b>Totals – 1 Years</b>		<b>2/0</b>	<b>1</b>	<b>0</b>	<b>0</b>	<b>0.0</b>	<b>0.0</b>	<b>0</b>	<b>0</b>	<b>0.0</b>	<b>0</b>	<b>0</b>	<b>0</b>	<b>0</b>	<b>0</b>	<b>0</b>	<b>0</b>	<b>0</b>



# ANFERNEE JENNINGS



## 58 | LINEBACKER

**HT:** 6-3 | **WT:** 259 | **Born:** 9/1/1997 | **Exp. (NFL/Patriots):** 2/2

**GP/GS (Playoffs):** 14/4 (0/0) | **Acq:** D3a-20 (87th)

**College:** Alabama | **Hometown:** Dadeville, Ala.

### CAREER TRANSACTIONS

Anfernee Jennings was drafted by the New England Patriots in the third round (87th overall) of the 2020 NFL Draft.

#### 2020 (14/4)

- Played in 14 games with four starts and totaled 20 tackles.
- Was inactive vs. Las Vegas (9/27) and vs. N.Y. Jets (1/3).
- Made his NFL debut in the season-opening win vs. Miami (9/13) and made one tackle.
- Made his first NFL start at linebacker vs. Denver (10/18) and made three tackles.
- Started at linebacker and tallied a season-high five tackles vs. San Francisco (10/25).

#### COLLEGE

- Was an All-SEC First Team selection by coaches and the Associated Press as a senior in 2019. Was also a semifinalist for the Butkus Award, given to the nation's top linebacker.
- Played in 13 games and recorded 83 tackles, eight sacks, one forced fumble, one interception and five passes defended in 2019.

- Played in 15 games as a junior and posted 51 tackles, 6½ sacks, one interception, 11 passes defended and two fumble recoveries, one which was returned for a touchdown.
- Appeared in 11 games while shifting into a starting role on defense and made 41 tackles, one sack, forced two fumbles and defended two passes as a sophomore.
- Played in 15 games and posted 19 tackles as a redshirt freshman.
- Redshirted as a true freshman in 2015.

#### PERSONAL

- Recorded 170 tackles as a senior at Dadeville (Ala.) High School in 2014 with 88 solo stops, 14 sacks, nine pass breakups and two forced fumbles.
- Had 171 tackles as a junior in 2013 with seven sacks.
- Posted 96 tackles as a sophomore with seven more sacks.
- Finished with 29 sacks in his high school career.
- Earned two degrees in college, in human performance and in exercise science and public health.

## ANFERNEE JENNINGS STATISTICS

POS: LB HT: 6-3 WT: 259 LBS YEAR: 2<sup>ND</sup> ACQ: D3a-20 (87<sup>TH</sup>) COLLEGE: ALABAMA BORN: 9/1/97

#### REGULAR SEASON DEFENSIVE STATISTICS

Year	Team	G/S	TACKLES					INTERCEPTIONS					MISCELLANEOUS						
			TT	UT	A	S	YDS	NO	YDS	AVG	LG	TD	PD	FF	FR	YDS	TD	SPT	
2020	Patriots	14/4	20	11	9	0.0	0.0	0	0	0.0	0	0	0	0	0	0	0		
Totals – 1 Year		14/4	20	11	9	0.0	0.0	0	0	0.0	0	0	0	0	0	0	0		

## JENNINGS' CAREER GAME-BY-GAME

2020	OPPONENT	P/S	TT	UT	A	S	YDS	INT	YDS	PD	FF	FR	SPT	11/15	Baltimore	p	1	1	0	-	-	-	-	-	-	
09/13	Miami	p <td>1</td> <td>1</td> <td>0</td> <td>-</td> <td>-</td> <td>-</td> <td>-</td> <td>-</td> <td>-</td> <td>-</td> <td>-</td> <td>11/22</td> <td>at Houston</td> <td>p<td>0</td><td>0</td><td>0</td><td>-</td><td>-</td><td>-</td><td>-</td><td>-</td><td>-</td></td>	1	1	0	-	-	-	-	-	-	-	-	11/22	at Houston	p <td>0</td> <td>0</td> <td>0</td> <td>-</td> <td>-</td> <td>-</td> <td>-</td> <td>-</td> <td>-</td>	0	0	0	-	-	-	-	-	-	
09/20	at Seattle	p <td>0</td> <td>0</td> <td>0</td> <td>-</td> <td>-</td> <td>-</td> <td>-</td> <td>-</td> <td>-</td> <td>-</td> <td>-</td> <td>11/29</td> <td>Arizona</td> <td>p<td>0</td><td>0</td><td>0</td><td>-</td><td>-</td><td>-</td><td>-</td><td>-</td><td>-</td></td>	0	0	0	-	-	-	-	-	-	-	-	11/29	Arizona	p <td>0</td> <td>0</td> <td>0</td> <td>-</td> <td>-</td> <td>-</td> <td>-</td> <td>-</td> <td>-</td>	0	0	0	-	-	-	-	-	-	
09/27	Las Vegas					Inactive								12/06	at L.A. Chargers	S	2	1	1	-	-	-	-	-	-	
10/05	at Kansas City	p <td>1</td> <td>0</td> <td>1</td> <td>-</td> <td>-</td> <td>-</td> <td>-</td> <td>-</td> <td>-</td> <td>-</td> <td>-</td> <td>12/10</td> <td>at L.A. Rams</td> <td>S</td> <td>1</td> <td>1</td> <td>0</td> <td>-</td> <td>-</td> <td>-</td> <td>-</td> <td>-</td> <td>-</td>	1	0	1	-	-	-	-	-	-	-	-	12/10	at L.A. Rams	S	1	1	0	-	-	-	-	-	-	
10/18	Denver	S <td>3</td> <td>1</td> <td>2</td> <td>-</td> <td>-</td> <td>-</td> <td>-</td> <td>-</td> <td>-</td> <td>-</td> <td>-</td> <td>12/20</td> <td>at Miami</td> <td>p<td>3</td><td>1</td><td>2</td><td>-</td><td>-</td><td>-</td><td>-</td><td>-</td><td>-</td></td>	3	1	2	-	-	-	-	-	-	-	-	12/20	at Miami	p <td>3</td> <td>1</td> <td>2</td> <td>-</td> <td>-</td> <td>-</td> <td>-</td> <td>-</td> <td>-</td>	3	1	2	-	-	-	-	-	-	
10/25	San Francisco	S <td>5</td> <td>3</td> <td>2</td> <td>-</td> <td>-</td> <td>-</td> <td>-</td> <td>-</td> <td>-</td> <td>-</td> <td>-</td> <td>12/28</td> <td>Buffalo</td> <td>p<td>2</td><td>2</td><td>0</td><td>-</td><td>-</td><td>-</td><td>-</td><td>-</td><td>-</td></td>	5	3	2	-	-	-	-	-	-	-	-	12/28	Buffalo	p <td>2</td> <td>2</td> <td>0</td> <td>-</td> <td>-</td> <td>-</td> <td>-</td> <td>-</td> <td>-</td>	2	2	0	-	-	-	-	-	-	
11/01	at Buffalo	p <td>0</td> <td>0</td> <td>0</td> <td>-</td> <td>-</td> <td>-</td> <td>-</td> <td>-</td> <td>-</td> <td>-</td> <td>-</td> <td>01/03</td> <td>N.Y. Jets</td> <td></td> <td></td> <td></td> <td>Inactive</td> <td></td> <td></td> <td></td> <td></td> <td></td> <td></td>	0	0	0	-	-	-	-	-	-	-	-	01/03	N.Y. Jets				Inactive							
11/09	at N.Y. Jets	p <td>1</td> <td>0</td> <td>1</td> <td>-</td> <td>-</td> <td>-</td> <td>-</td> <td>-</td> <td>-</td> <td>-</td> <td>-</td> <td>2020 Totals</td> <td></td> <td></td> <td>14/4</td> <td>20</td> <td>11</td> <td>9</td> <td>0.0</td> <td>0.0</td> <td>0</td> <td>0</td> <td>0</td> <td>0</td>	1	0	1	-	-	-	-	-	-	-	-	2020 Totals			14/4	20	11	9	0.0	0.0	0	0	0	0





# JAKOB JOHNSON



## 47 | FULLBACK

**HT:** 6-3 | **WT:** 255 | **Born:** 12/15/1994 | **Exp. (NFL/Patriots):** 3/3

**GP/GS (Playoffs):** 20/14 (0/0) | **Acq:** FA-19

**College:** Tennessee | **Hometown:** Stuttgart, Germany

### PRONOUNCED YAH-kob

### CAREER TRANSACTIONS

Jakob Johnson was re-signed by the New England Patriots as a restricted free agent on March 25, 2021 ... Originally signed by the New England Patriots as a free agent as part of the NFL's International Player Pathway program (4/8/19) ... Released by New England (8/31/19) ... Signed by New England to the practice squad (9/1/19) ... signed by New England to the 53-man roster from the practice squad (9/19/19).

### SEASONAL REVIEWS

#### 2020 (16/11)

- Played all 16 games with 11 starts at fullback. Played primarily as a lead blocker and caught eight passes for 35 yards and one touchdown. Key part of an offense that finished fourth in the NFL in total rushing yards (2,346) and rush yards per game (146.6). The 2,346 yards rushing and 4.67 average yards per rush marked the fourth-highest totals in team history.
- Played as a reserve in the season-opening win vs. Miami (9/13), helping pave the way for 217 team rushing yards.
- Started at fullback in week-2 at Seattle (9/20), caught a 1-yard TD pass, his first NFL touchdown reception, from QB Cam Newton in the fourth quarter. Became the first player out of the NFL International Player Pathway Program to score an NFL touchdown.
- Started at fullback and helped pave the way for 250 yards rushing from Patriots in the win vs. Las Vegas (9/27). Also caught one pass for 6 yards.
- Started at fullback in the win vs. Baltimore (11/15) and registered two receptions for 20 yards.

#### 2019 (4/3, 0/0)

- Originally joined the team as part of the NFL's International Player Pathway Program, switching positions from tight end to fullback. Began the regular season on the practice squad before being added to the 53-man roster on Sept. 21, after a season-ending injury to James Develin.
- Appeared in four regular-season games with three starts and caught one pass for 5 yards.
- Made his NFL debut in the win vs. the N.Y. Jets (9/22).
- Made his first NFL start at fullback and contributed with lead-blocking duties in the win at Buffalo (9/29).
- Made his first career reception on a 5-yard catch while also contributing with lead-blocking duties in the win at Washington (10/6).
- Started at fullback and left the game with an injury in the victory vs. N.Y. Giants (10/10).
- Placed on injured reserve on Oct. 14, 2019.

### EXTRA POINTS

- Born and raised in Germany, Jakob Johnson played tight end at the University of Tennessee from 2014-17 and returned home to play one season of professional football in Germany in 2018. Johnson entered the NFL International Player Pathway Program in 2019 with the Patriots as a fullback and expectations to make the team were low. "First of all, no, he was not on our radar. I don't think we would have ever signed him," said Bill Belichick.

"I would say he definitely started out as the 91st person on the roster and had a long, long, long way to go," added Belichick. "But he continued to get better, and certainly his physicality and his toughness showed up in the [2019] preseason. What he's done has been remarkable, and in a relatively short period of time."

Johnson worked his way onto the 53-man roster in 2019 before landing on injured reserve and by the start of the 2020 season, he was the Patriots starting fullback. Johnson capped off his NFL journey with a crowning moment on Sept. 20, 2020, at Seattle, when he caught a 1-yard touchdown pass from QB Cam Newton. He became the first player from the NFL International Player Pathway Program to score an NFL touchdown.

#### 2018 (12 – STUTTGART SCORPIONS)

- Appeared in 12 games for the Stuttgart Scorpions of the German Football League as a tight end and totaled 43 receptions for 474 yards and four touchdowns.

### COLLEGE

- Began his collegiate career at Tennessee as a linebacker before making the move to tight end as a sophomore.
- Appeared in 47 games over four seasons and caught three passes for 23 yards as a tight end on offense and made 24 total tackles on defense. Also returned two kickoffs for 25 yards.
- Earned SEC Academic Honor Roll honors for three straight seasons from 2014-16.

### PERSONAL

- Played one season of high school football at Jean Ribault High School in Jacksonville, Fla., helping the Trojans to a 7-4 record.
- Recorded 112 tackles and six sacks in his first season of American football en route to earning Second Team All-Coast by the *Florida Union Times* in 2013.
- Wore No. 44 to honor a high school teammate who passed away.
- Majored in kinesiology at Tennessee.

# JAKOB JOHNSON STATISTICS

POS: FB HT: 6-3 WT: 255 LBS YEAR: 3<sup>RD</sup> ACQ: FA-19 COLLEGE: TENNESSEE BORN: 12/15/94

## REGULAR SEASON OFFENSIVE STATISTICS

Year	Team	G/S	NO	RUSHING				NO	YDS	RECEIVING			
				YDS	AVG	LG	TD			YDS	AVG	LG	TD
2019	Patriots	4/3	0	0	0.0	0	0	1	5	5.0	5	0	
2020	Patriots	16/11	0	0	0.0	0	0	8	35	4.4	12	1	
Totals – 2 Years		20/14	0	0	0.0	0	0	9	40	4.4	12	1	

## POSTSEASON OFFENSIVE STATISTICS

Year	Team	G/S	NO	RUSHING				NO	YDS	RECEIVING			
				YDS	AVG	LG	TD			YDS	AVG	LG	TD
2019	Patriots	0/0											
Injured Reserve													
Totals – 1 Year		0/0	0	0	0.0	0	0	0	0	0.0	0	0	

## JOHNSON'S CAREER GAME-BY-GAME

2019																														
2019	OPPONENT	P/S	RUSHING					RECEIVING					09/27	Las Vegas	S	-	-	-	-	1	6	6.0	6	0						
			NO	YDS	AVG	LG	TD	NO	YDS	AVG	LG	TD																		
09/15	at Miami		Signed to 53-man roster from PS (9/21)																											
09/22	N.Y. Jets	p	-	-	-	-	-	-	-	-	-	-	-	-	-	-	-	-	-	1	1	1.0	1	0						
09/29	at Buffalo	S	-	-	-	-	-	-	-	-	-	-	-	-	-	-	-	-	-	-	-	-	-	-						
10/06	at Washington	S	-	-	-	-	-	1	5	5.0	5	0	-	-	-	-	-	-	-	-	-	-	-	-						
10/10	N.Y. Giants	S	-	-	-	-	-	-	-	-	-	-	-	-	-	-	-	-	-	-	-	-	-	-						
10/21	at N.Y. Jets		Placed on IR (10/14)																											
11/09	at N.Y. Jets	p	-	-	-	-	-	-	-	-	-	-	-	-	-	-	-	-	2	6	3.0	6	0							
11/15	Baltimore	S	-	-	-	-	-	-	-	-	-	-	-	-	-	-	-	-	2	20	10.0	12	0							
11/22	at Houston	S	-	-	-	-	-	-	-	-	-	-	-	-	-	-	-	-	-	-	-	-	-	-						
11/29	Arizona	S	-	-	-	-	-	-	-	-	-	-	-	-	-	-	-	-	-	-	-	-	-	-						
12/06	at L.A. Chargers	p	-	-	-	-	-	-	-	-	-	-	-	-	-	-	-	-	1	1	1.0	1	0							
12/10	at L.A. Rams	S	-	-	-	-	-	-	-	-	-	-	-	-	-	-	-	-	-	-	-	-	-	-						
12/20	at Miami	S	-	-	-	-	-	-	-	-	-	-	-	-	-	-	-	-	-	-	-	-	-	-						
12/28	Buffalo	S	-	-	-	-	-	-	-	-	-	-	-	-	-	-	-	-	-	-	-	-	-	-						
01/03	N.Y. Jets	p	-	-	-	-	-	-	-	-	-	-	-	-	-	-	-	-	-	-	-	-	-	-						
2019 Totals																														
2019 Postseason: Injured Reserve																														
2020																														
2020	OPPONENT	P/S	RUSHING					RECEIVING					12/10 <th rowspan="2">at<th rowspan="2">L.A. Rams<th rowspan="2">S<th rowspan="2">-<th rowspan="2">-<th rowspan="2">-<th rowspan="2">-<th rowspan="2">8<th rowspan="2">35<th rowspan="2">4.4<th rowspan="2">12<th rowspan="2">1</th></th></th></th></th></th></th></th></th></th></th></th>	at <th rowspan="2">L.A. Rams<th rowspan="2">S<th rowspan="2">-<th rowspan="2">-<th rowspan="2">-<th rowspan="2">-<th rowspan="2">8<th rowspan="2">35<th rowspan="2">4.4<th rowspan="2">12<th rowspan="2">1</th></th></th></th></th></th></th></th></th></th></th>	L.A. Rams <th rowspan="2">S<th rowspan="2">-<th rowspan="2">-<th rowspan="2">-<th rowspan="2">-<th rowspan="2">8<th rowspan="2">35<th rowspan="2">4.4<th rowspan="2">12<th rowspan="2">1</th></th></th></th></th></th></th></th></th></th>	S <th rowspan="2">-<th rowspan="2">-<th rowspan="2">-<th rowspan="2">-<th rowspan="2">8<th rowspan="2">35<th rowspan="2">4.4<th rowspan="2">12<th rowspan="2">1</th></th></th></th></th></th></th></th></th>	- <th rowspan="2">-<th rowspan="2">-<th rowspan="2">-<th rowspan="2">8<th rowspan="2">35<th rowspan="2">4.4<th rowspan="2">12<th rowspan="2">1</th></th></th></th></th></th></th></th>	- <th rowspan="2">-<th rowspan="2">-<th rowspan="2">8<th rowspan="2">35<th rowspan="2">4.4<th rowspan="2">12<th rowspan="2">1</th></th></th></th></th></th></th>	- <th rowspan="2">-<th rowspan="2">8<th rowspan="2">35<th rowspan="2">4.4<th rowspan="2">12<th rowspan="2">1</th></th></th></th></th></th>	- <th rowspan="2">8<th rowspan="2">35<th rowspan="2">4.4<th rowspan="2">12<th rowspan="2">1</th></th></th></th></th>	8 <th rowspan="2">35<th rowspan="2">4.4<th rowspan="2">12<th rowspan="2">1</th></th></th></th>	35 <th rowspan="2">4.4<th rowspan="2">12<th rowspan="2">1</th></th></th>	4.4 <th rowspan="2">12<th rowspan="2">1</th></th>	12 <th rowspan="2">1</th>	1					
			NO	YDS	AVG	LG	TD	NO	YDS	AVG	LG	TD																		
09/13	Miami	p	-	-	-	-	-	-	-	-	-	-	-	-	-	-	-	-	-	-	-	-	-	-	-					
09/20	at Seattle	S	-	-	-	-	-	1	1	1.0	1t	1	-	-	-	-	-	-	-	-	-	-	-	-	-					
2020 Totals															16/11	0	0	0.0	0	0	8	35	4.4	12	1					



## JONATHAN JONES



**31 | DEFENSIVE BACK**

**HT:** 5-10 | **WT:** 190 | **Born:** 9/20/1993 | **Exp. (NFL/Patriots):** 6/6

**GP/GS (Playoffs):** 79/26 (8/2) | **Acq:** FA-16

**College:** Auburn | **Hometown:** Carrollton, Ga.

**SUPER BOWLS:** 16, 18

## CAREER TRANSACTIONS

Jonathan Jones was re-signed by the New England Patriots as a restricted free agent on April 16, 2019 ... Originally signed by New England as a rookie free agent (5/6/16).

## SEASONAL REVIEWS

### 2020 (16/7)

- Played in all 16 games with seven starts and totaled a career-high 71 tackles, one forced fumble, two interceptions and six passes defended. Also made three special teams tackles.
- All seven starts came in nickel defense.
- Started at defensive back and made seven tackles at Seattle (9/20).
- Started at defensive back vs. Denver (10/18) and posted four tackles and his first interception of the season.

- Started at defensive back and logged a team-high eight tackles and forced one fumble vs. Buffalo (12/28).

- Picked off Jets quarterback Sam Darnold in the end zone in the fourth quarter of the season-finale win vs N.Y. Jets (1/3). Added four tackles on defense and one special teams tackle.

### 2019 (15/9, 1/0)

- Appeared in 15 regular-season games with nine starts and notched 50 tackles for the second consecutive season. Also forced two fumbles, defended a career-high eight passes as part of a defense that finished No. 1 in the NFL in total defense (275.9 yards per game) and scoring (14.1 points allowed per game). Also made two special teams tackles.
- Was a key contributor on defense, making four tackles and recording one pass defended in the AFC Wild Card Playoff

vs. Tennessee (1/4).

- Was inactive due to injury in the win vs. Buffalo (12/21).
- Started at nickel corner and contributed on defense with three total tackles and two passes defended in the season-opening victory vs. Pittsburgh (9/8).
- Contributed defensively with three tackles while also forcing a fumble in the victory at Washington (10/6).
- Started at nickel corner and recorded a team-best four tackles with two passes defended during the victory vs. N.Y. Giants (10/10).
- Saw play time as a key reserve and led the team in tackles with five, adding one special teams tackle in the win at N.Y. Jets (10/21).
- Started at nickel corner and made seven tackles in the win vs. Cleveland (10/27). Also forced a fumble to stop a scoring threat on a chase-down tackle of RB Nick Chubb following a 44-yard gain. Forced the fumble at the New England 6-yard line that was recovered by New England.

## 2018 (16/5, 3/2)

- Played all 16 regular-season games with five starts and tallied 50 tackles, 1½ sacks, tied for second on the team with three interceptions, defended seven passes and forced one fumble. Also contributed on special teams with six tackles.
- Appeared in all three postseason games with two starts and made 10 tackles, notched his first career playoff sack and defended one pass.
- Started at defensive back in nickel defense and finished with a team-leading and season-high eight tackles as part of a secondary that held QB Ryan Tannehill to 100 yards passing in the win vs. Miami (9/30).
- Made the start at nickel cornerback and was a key contributor with five tackles and two passes defended, while also adding a fourth quarter interception of QB Andrew Luck that was returned deep into Colts territory during the win vs. Indianapolis (10/4). Sony Michel scored on the ensuing offensive play to give the Patriots a three-score lead late in the game.
- Contributed as a reserve nickel cornerback and finished with two tackles, a pass defended and an interception of QB Mitchell Trubisky in the fourth quarter of the victory at Chicago (10/21).
- Saw limited snaps defensively, finishing with one tackle, while contributing mostly on special teams in the win vs. Minnesota (12/2). Added an interception of QB Kirk Cousins that was returned for 6 yards on the Vikings final offensive drive.
- Contributed on defense with five tackles and a 7-yard sack of QB Ben Roethlisberger in the game at Pittsburgh (12/16), while also making special teams contributions, combining with Rex Burkhead in an acrobatic effort to keep a Patriot punt out of the end zone, allowing Ramon Humber to down the kick at the 1-yard line.
- Saw limited snaps on defense but contributed with two tackles and forced fumble that was recovered by LB Albert McClellan in the win vs. N.Y. Jets (12/30).
- Started at nickel cornerback and finished with a team-high eight tackles while adding a sack for a 2-yard loss in the

Super Bowl LIII victory vs. the Los Angeles Rams (2/3). Jones was part of a defense that held the Rams to a Super Bowl record-tying low of three points.

## 2017 (16/4, 1/0)

- Played in all 16 regular-season games with four starts in nickel defense and posted 36 tackles, one sack, one interception and eight passes defended. Also tallied eight special teams tackles.
- Played as a reserve in the Divisional Playoff win vs. Tennessee and made one tackle on defense and another on special teams before exiting the game in the fourth quarter due to injury.
- Was placed on injured reserve on Jan. 17, 2018.
- Contributed on defense as a reserve where he totaled two tackles and two passes defended, including breaking up a would-be second quarter touchdown to WR Ted Ginn that forced the Saints to settle for a field goal, and preventing a long completion to Saints WR Brandon Coleman in the victory at New Orleans (9/17).
- Contributed at defensive back with two passes defended and sealed the game with his first career interception on a Philip Rivers pass intended for the end zone with no time left on the clock in the 21-13 win vs. L.A. Chargers (10/29). Also contributed on special teams with one tackle.
- Made his first start of the season at defensive back and helped contribute with five tackles and a pass defended, including a tipped pass that led to an interception of QB Derek Carr by DB Duron Harmon in the victory at Oakland (11/19) in Mexico City.
- Made his second start of the year as a defensive back and led the team in tackles with nine, while also recording the first sack of his career when he dropped QB Matt Moore for a 15-yard loss in the win vs. Miami (11/26). Also recovered a muffed punt by the Patriots that maintained possession in a drive that led to a Patriots touchdown.

## 2016 (16/1, 3/0)

- Made the team as a rookie free agent and played in all 16 regular-season games with one start in nickel defense. Utilized mainly as a special teams contributor. Registered six tackles, one pass defended, eight special teams tackles, one forced fumble and one fumble recovery on special teams.
- Played in all three playoff games as a reserve and posted four special teams tackles.
- Made his NFL debut and totaled one special teams tackle in the win at Arizona (9/11).
- Recorded his first career defensive tackle in the win at Cleveland (10/9).
- Totaled two special teams tackles in the win at N.Y. Jets (11/27).
- Recorded two total defensive tackles in the win vs. Baltimore (12/12).
- Made his first NFL start in the Patriots nickel defense in the win at Denver (12/18). Recovered a muffed punt to set up a Patriots scoring drive in the first quarter.
- Recorded one special teams tackle and forced one fumble on special teams in the win at Miami (1/1).

- Made his NFL postseason debut in the Divisional Round game vs. Houston (1/14).
- Led the team with three special teams tackles in the AFC Championship game vs. Pittsburgh (1/22).
- Played as a reserve in Super Bowl LI vs. Atlanta (2/5) and made a key tackle on a late-game kickoff that forced the Falcons to start a drive at their own 10-yard line.

## COLLEGE

- Four-year starter at cornerback for Auburn, played in 45

games over four seasons and accumulated 129 tackles, seven interceptions, 26 passes defended, two forced fumbles and two fumble recoveries.

- Ranked ninth nationally as a junior with six interceptions in 2014.

## PERSONAL

- Born Sept. 20, 1993, to Stacey and Sharon Jones.
- Majored in business administration at Auburn.

# JONATHAN JONES STATISTICS

POS: DB HT: 5-10 WT: 190 LBS YEAR: 6<sup>TH</sup> ACQ: FA-16 COLLEGE: AUBURN BORN: 9/20/93

## REGULAR SEASON DEFENSIVE STATISTICS

			TACKLES						INTERCEPTIONS						MISCELLANEOUS				
Year	Team	G/S	TT	UT	A	S	YDS	NO	YDS	AVG	LG	TD	PD	FF	FR	YDS	TD	SPT	
2016	Patriots	16/1	6	5	1	0.0	0.0	0	0	0.0	0	0	1	0	0	0	0	8	
2017	Patriots	16/4	36	33	3	1.0	15.0	1	6	6.0	6	0	8	0	0	0	0	8	
2018	Patriots	16/5	50	39	11	1.5	11.0	3	34	11.3	28	0	7	1	0	0	0	6	
2019	Patriots	15/9	50	37	13	0.0	0.0	0	0	0.0	0	0	8	2	0	0	0	1	
2020	Patriots	16/7	71	60	11	0.0	0.0	2	0	0.0	0	0	6	1	0	0	0	3	
Totals – 5 Years		79/26	213	174	39	2.5	26.0	6	40	6.7	28	0	30	4	0	0	0	23	

**Additional Statistics:** 2 Special Teams Fumble Recoveries - at Denver (12/18/16), vs. Miami (11/26/17); 1 Special Teams Forced Fumble at Miami (1/1/16).

## POSTSEASON DEFENSIVE STATISTICS

			TACKLES						INTERCEPTIONS						MISCELLANEOUS				
Year	Team	G/S	TT	UT	A	S	YDS	NO	YDS	AVG	LG	TD	PD	FF	FR	YDS	TD	SPT	
2016	Patriots	3/0	0	0	0	0.0	0.0	0	0	0.0	0	0	0	0	0	0	0	4	
2017	Patriots	1/0	1	1	0	0.0	0.0	0	0	0.0	0	0	0	0	0	0	0	1	
2018	Patriots	3/2	10	8	2	1.0	2.0	0	0	0.0	0	0	1	0	0	0	0	0	
2019	Patriots	1/0	4	3	1	0.0	0.0	0	0	0.0	0	0	1	0	0	0	0	0	
Totals – 4 Years		8/2	15	12	3	1.0	2.0	0	0	0.0	0	0	2	0	0	0	0	5	

# JONES' CAREER GAME-BY-GAME

2016	OPPONENT	P/S	TT	UT	A	S	YDS	INT	YDS	PD	FF	FR	SPT	2017	OPPONENT	P/S	TT	UT	A	S	YDS	INT	YDS	PD	FF	FR	SPT
09/11	at Arizona	p	0	0	0	-	-	-	-	-	-	-	1	09/07	Kansas City	p	0	0	0	-	-	-	-	-	-	-	1
09/18	Miami	p	0	0	0	-	-	-	-	-	-	-	-	09/17	at New Orleans	p	2	2	0	-	-	-	2	-	-	-	-
09/22	Houston	p	0	0	0	-	-	-	-	-	-	-	-	09/24	Houston	p	3	3	0	-	-	-	-	-	-	-	-
10/02	Buffalo	p	0	0	0	-	-	-	-	-	-	-	-	10/01	Carolina	p	2	2	0	-	-	-	-	-	-	1	-
10/09	at Cleveland	p	1	1	0	-	-	-	-	1	-	-	-	10/05	at Tampa Bay	p	1	1	0	-	-	-	1	-	-	-	-
10/16	Cincinnati	p	0	0	0	-	-	-	-	-	-	-	1	10/15	at N.Y. Jets	p	2	2	0	-	-	-	-	-	-	1	-
10/23	at Pittsburgh	p	0	0	0	-	-	-	-	-	-	-	-	10/22	Atlanta	p	1	0	1	-	-	-	1	-	-	-	-
10/30	at Buffalo	p	0	0	0	-	-	-	-	-	-	-	-	10/29	L.A. Chargers	p	0	0	0	-	-	1	6	2	-	-	-
11/13	Seattle	p	0	0	0	-	-	-	-	-	-	-	-	11/12	at Denver	p	4	3	1	-	-	-	1	-	-	-	-
11/20	at San Francisco	p	0	0	0	-	-	-	-	-	-	-	1	11/19	at Oakland	S	5	5	0	-	-	-	1	-	-	-	-
11/27	at N.Y. Jets	p	0	0	0	-	-	-	-	-	-	-	2	11/26	Miami	S	9	9	0	1.0	15.0	-	-	-	1	-	-
12/04	Los Angeles	p	0	0	0	-	-	-	-	-	-	-	1	12/03	at Buffalo	S	2	1	1	-	-	-	-	-	-	2	-
12/12	Baltimore	p	2	2	0	-	-	-	-	-	-	-	-	12/11	at Miami	S	2	2	0	-	-	-	-	-	-	-	-
12/18	at Denver	S	3	2	1	-	-	-	-	-	-	-	-	12/17	at Pittsburgh	p	0	0	0	-	-	-	-	-	-	1	-
12/24	N.Y. Jets	p	0	0	0	-	-	-	-	-	-	-	1	12/24	Buffalo	p	0	0	0	-	-	-	-	-	-	-	-
01/01	at Miami	p	0	0	0	-	-	-	-	-	-	-	1	12/31	N.Y. Jets	p	3	3	0	-	-	-	-	-	-	2	-
2016 Totals		16/1	6	5	1	0.0	0.0	0	0	0	0	0	8	2017 Totals		16/4	36	33	3	1.0	15.0	1	6	8	0	1	8
01/14	Houston	p	0	0	0	-	-	-	-	-	-	-	-	01/13	Tennessee	p	1	1	0	-	-	-	-	-	-	-	1
01/22	Pittsburgh	p	0	0	0	-	-	-	-	-	-	-	3	01/21	Jacksonville	Placed on injured reserve (1/17)											
02/05	Atlanta	p	0	0	0	-	-	-	-	-	-	-	1	2017 Postseason		1/0	1	1	0	0.0	0.0	0	0	0	0	0	1
2016 Postseason		3/0	0	0	0	0.0	0.0	0	0	0	0	0	4														

# JONES' CAREER GAME-BY-GAME (CONT.)

2018	OPPONENT	P/S	TT	UT	A	S	YDS	INT	YDS	PD	FF	FR	SPT	
09/09	Houston	S	2	0	2	-	-	-	-	2	-	-	2	
09/16	at Jacksonville	p	3	2	1	-	-	-	-	-	-	-	-	
09/23	at Detroit	p	4	4	0	-	-	-	-	1	-	-	-	
09/30	Miami	S	8	5	3	-	-	-	-	-	-	-	-	
10/04	Indianapolis	S	5	5	0	-	-	1	28	2	-	-	-	
10/14	Kansas City	S	3	2	1	-	-	-	-	-	-	-	1	
10/21	at Chicago	p	2	2	0	-	-	1	0	1	-	-	-	
10/29	at Buffalo	p	2	2	0	-	-	-	-	-	-	-	1	
11/04	Green Bay	S	4	3	1	-	-	-	-	-	-	-	-	
11/11	at Tennessee	p	1	1	0	-	-	-	-	-	-	-	-	
11/25	at N.Y. Jets	p	3	2	1	-	-	-	-	-	-	-	-	
12/02	Minnesota	p	1	1	0	-	-	1	6	1	-	-	-	
12/09	at Miami	p	2	1	1	0.5	4.0	-	-	-	-	-	1	
12/16	at Pittsburgh	p	5	5	0	1.0	7.0	-	-	-	-	-	-	
12/23	Buffalo	p	3	3	0	-	-	-	-	-	-	-	1	
12/30	N.Y. Jets	p	2	1	1	-	-	-	-	-	1	-	-	
2018 Totals			16/5	50	39	11	1.5	11.0	3	34	7	1	0	6
01/13	L.A. Chargers	p	0	0	0	-	-	-	-	-	-	-	-	
01/20	at Kansas City	S	2	2	0	-	-	-	-	1	-	-	-	
02/03	at L.A. Rams	S	8	6	2	1.0	2.0	-	-	-	-	-	-	
2018 Postseason			3/2	10	8	2	1.0	2.0	0	0	1	0	0	0

	OPPONENT	P/S	TT	UT	A	S	YDS	INT	YDS	PD	FF	FR	SPT
09/08	Pittsburgh	S	3	2	1	-	-	-	2	-	-	-	-
09/15	at Miami	S	4	2	2	-	-	-	1	-	-	-	-
09/22	N.Y. Jets	S	1	1	0	-	-	-	-	-	-	-	-
09/29	at Buffalo	S	5	4	1	-	-	-	-	-	-	-	-
10/06	at Washington	p	3	2	1	-	-	-	1	-	-	-	-
10/10	N.Y. Giants	S	4	3	1	-	-	-	2	-	-	-	-
10/21	at N.Y. Jets	p	5	4	1	-	-	-	-	-	-	-	1

10/27	Cleveland	S	6	2	4	-	-	-	-	-	1	-	-
11/03	at Baltimore	S	1	1	0	-	-	-	-	-	-	-	-
11/17	at Philadelphia	S	2	2	0	-	-	-	-	-	-	-	-
11/24	Dallas	p	3	2	1	-	-	-	-	1	-	-	-
12/01	at Houston	p	3	2	1	-	-	-	-	2	-	-	-
12/08	Kansas City	S	5	5	0	-	-	-	-	-	-	-	-
12/15	at Cincinnati	p	1	1	0	-	-	-	-	-	-	-	-
12/21	Buffalo												
12/29	Miami												
2019 Totals			p	4	4	0							
			15/8	50	37	13	0.0	0.0	0	0	8	2	0
01/04	Tennessee	p	4	3	1	-	-	-	-	1	-	-	-
2019 Postseason			1/0	4	3	1	0.0	0.0	0	0	1	0	0

2020	OPPONENT	P/S	TT	UT	A	S	YDS	INT	YDS	PD	FF	FR	SPT	
09/13	Miami	S	2	2	0	-	-	-	-	-	-	-	-	
09/20	at Seattle	S	7	7	0	-	-	-	-	-	-	-	-	
09/27	Las Vegas	S	7	5	2	-	-	-	-	2	-	-	1	
10/05	at Kansas City	S	5	4	1	-	-	-	-	-	-	-	-	
10/18	Denver	S	4	3	1	-	-	1	0	3	-	-	-	
10/25	San Francisco	p	7	7	0	-	-	-	-	-	-	-	-	
11/01	at Buffalo	S	6	4	2	-	-	-	-	-	-	-	-	
11/09	at N.Y. Jets	p	3	3	0	-	-	-	-	-	-	-	-	
11/15	Baltimore	p	4	3	1	-	-	-	-	-	-	-	-	
11/22	at Houston	p	5	5	0	-	-	-	-	-	-	-	1	
11/29	Arizona	p	3	3	0	-	-	-	-	-	-	-	-	
12/06	at L.A. Chargers	p	1	0	1	-	-	-	-	-	-	-	-	
12/10	at L.A. Rams	p	4	2	2	-	-	-	-	-	-	-	-	
12/20	at Miami	p	1	1	0	-	-	-	-	-	-	-	-	
12/28	Buffalo	S	8	7	1	-	-	-	-	1	-	-	-	
01/03	N.Y. Jets	p	4	4	0	-	-	1	0	1	-	-	1	
2020 Totals			16/7	71	60	11	0.0	0.0	2	0	6	1	0	3

PLAYERS



## MATT JUDON



9 | LINEBACKER

**HT:** 6-3 | **WT:** 261 | **Born:** 8/15/1992 | **Exp. (NFL/Patriots):** 6/1  
**GP/GS (Playoffs):** 76/49 (4/3) | **Acq:** UFA (BAL)-21  
**College:** Grand Valley State | **Hometown:** West Bloomfield, Mich.



**PRO BOWLS:** 19, 20

### PRONOUNCED JOO-don

### CAREER TRANSACTIONS

Matthew Judon was signed by the New England Patriots as an unrestricted free agent from Baltimore on March 19, 2021 ... Originally drafted by Baltimore in the fifth round (146th overall) of the 2016 NFL Draft ... Named franchise player by Baltimore and signed his tender (5/28/20).

### SEASONAL REVIEWS

#### 2020 (14/13, 2/2 – BALTIMORE)

- Earned his second career Pro Bowl invitation.
- Played in 14 regular season games with 13 starts and totaled 50 tackles, six sacks and two passes defended.
- Started both postseason contests and posted six tackles, one sack and one forced fumble.
- Missed games at Pittsburgh (12/2) and vs. Baltimore (12/8) after being placed on Reserve/COVID-19.
- Tallied four tackles a season-high two sacks and one pass defended at Washington (10/4).

### HONORS & AWARDS

**2020:** Pro Bowl

**2019:** Pro Bowl, PFWA All-AFC Team

**2017:** AFC Defensive Player of the Week (Wk. 11)

- Registered a season-high seven tackles at Indianapolis (11/8).
- Tallied six tackles and a sack vs. Tennessee (11/22).
- Made three tackles and a sack in the Divisional Playoff loss at Buffalo (1/6).

#### 2019 (16/16, 1/1 – BALTIMORE)

- Earned his first career Pro Bowl invitation and was named to the PFWA All-AFC Team.
- Started all 16 regular season games and totaled 54 tackles, led the team with a career-high 9½ sacks and four forced fumbles as part of a defense that ranked No. 3 in the NFL in points allowed and No. 4 in yards allowed per game.

- Made three tackles in the Divisional Playoff loss vs. Tennessee (1/11).
- Posted season-highs with seven tackles and two sacks and forced a fumble in the win vs. Houston (11/17).
- Compiled five tackles, 1½ sacks and one forced fumble in the win at Buffalo (12/8).

## 2018 (16/8, 1/0 – BALTIMORE)

- Appeared in all 16 regular season games with eight starts and registered 44 tackles, seven sacks, one forced fumble and three passes defended.
- Played as a reserve in the Wild Card Playoff loss vs. L.A. Chargers (1/6) and made four tackles.
- Tallied a season-high 10 tackles at Carolina (10/28).
- Posted five tackles, a single-game career-high three sacks and one forced fumble in the win vs. Oakland (11/25). Recorded a sack on three consecutive plays, one of which forced a fumble that was recovered by the Ravens and returned for a 43-yard touchdown.

## 2017 (16/12 – BALTIMORE)

- Played in all 16 games with 12 starts and totaled a career-high 58 tackles, eight sacks, two forced fumbles, one fumble recovery and three passes defended.
- Made his first career start and made one tackle in the season-opening win at Cincinnati (9/10).
- Registered a single-game career-high 12 tackles and two sacks vs. Chicago (10/15).

- Made seven tackles and recorded his second multi-sack performance of the season at Green Bay (11/19). Also forced one fumble. Was named AFC Defensive Player of the Week for his efforts.

## 2016 (14/0 – BALTIMORE)

- Appeared in 14 games as a reserve and registered 27 tackles, four sacks, one fumble recovery and two passes defended.
- Made his NFL debut in the season-opening win vs. Buffalo (9/11) and made one tackle.
- Posted three tackles and the first multi-sack game of his career at N.Y. Jets (10/23).
- Tallied a season-high five tackles at New England (12/12).

## COLLEGE

- Played in 42 career games with 32 starts and finished as the school's all-time leader with 35 sacks. Earned the Great Lakes Intercollegiate Defensive Lineman of the Year Award in both 2014 and 2015.
- Earned first-team All GLIAC honors as a senior after leading the nation with 21 sacks, adding 81 tackles, three passes defended and two fumble recoveries.

## PERSONAL

- Attended West Bloomfield (Mich.) High School, recording 89 tackles and six sacks as a senior.
- Named honorable mention All-Metro North by *The Detroit News*.

# MATT JUDON STATISTICS


POS: LB HT: 6-3 WT: 261 LBS YEAR: 6<sup>TH</sup> ACQ: UFA (BAL)-21 COLLEGE: GRAND VALLEY STATE BORN: 8/15/92

## REGULAR SEASON DEFENSIVE STATISTICS

Year	Team	G/S	TT	TACKLES				YDS	NO	INTERCEPTIONS					MISCELLANEOUS				
				UT	A	S				YDS	AVG	LG	TD	PD	FF	FR	YDS	TD	SPT
2016	Ravens	14/0	27	12	15	4.0		34.0	0	0	0.0	0	0	2	0	1	3	0	0
2017	Ravens	16/12	58	50	8	8.0		70.0	0	0	0.0	0	0	3	2	1	0	0	0
2018	Ravens	16/8	44	29	15	7.0		41.0	0	0	0.0	0	0	3	1	0	0	0	0
2019	Ravens	16/16	54	43	11	9.5		85.5	0	0	0.0	0	0	0	4	0	0	0	0
2020	Ravens	14/13	50	32	18	6.0		44.0	0	0	0.0	0	0	2	0	0	0	0	0
<b>Totals – 5 Years</b>		<b>76/49</b>	<b>233</b>	<b>166</b>	<b>67</b>	<b>34.5</b>		<b>274.5</b>	<b>0</b>	<b>0</b>	<b>0.0</b>	<b>0</b>	<b>0</b>	<b>10</b>	<b>7</b>	<b>2</b>	<b>3</b>	<b>0</b>	<b>0</b>

## POSTSEASON DEFENSIVE STATISTICS

Year	Team	G/S	TT	TACKLES				YDS	NO	INTERCEPTIONS					MISCELLANEOUS				
				UT	A	S				YDS	AVG	LG	TD	PD	FF	FR	YDS	TD	SPT
2018	Ravens	1/0	4	3	1	0.0		0.0	0	0	0.0	0	0	0	0	0	0	0	0
2019	Ravens	1/1	3	1	2	0.0		0.0	0	0	0.0	0	0	0	0	0	0	0	0
2020	Ravens	2/2	6	5	1	1.0		12.0	0	0	0.0	0	0	0	1	0	0	0	0
<b>Totals – 3 Years</b>		<b>4/3</b>	<b>13</b>	<b>9</b>	<b>4</b>	<b>1.0</b>		<b>12.0</b>	<b>0</b>	<b>0</b>	<b>0.0</b>	<b>0</b>	<b>0</b>	<b>0</b>	<b>1</b>	<b>0</b>	<b>0</b>	<b>0</b>	<b>0</b>



# TED KARRAS

## 67 | OFFENSIVE LINE

**HT:** 6-4 | **WT:** 305 | **Born:** 3/15/1993 | **Exp. (NFL/Patriots):** 6/5  
**GP/GS (Playoffs):** 76/36 (10/1) | **Acq:** UFA (MIA)-21  
**College:** Illinois | **Hometown:** Indianapolis, Ind.

 **SUPER BOWLS:** 16, 18

### PRONOUNCED CARE-us CAREER TRANSACTIONS

Ted Karras was signed by the New England Patriots as an unrestricted free agent from Miami on March 19, 2021 ... Originally drafted by New England in the sixth round (221st overall) of the 2016 NFL Draft ... Released by New England (9/2/17) ... Signed by New England to the practice squad (9/3/17) ... Signed by New England to the 53-man roster from the practice squad (9/7/17) ... Signed by Miami as an unrestricted free agent from New England (3/18/20).

### SEASONAL REVIEWS

#### 2020 (16/16 – MIAMI)

- Started all 16 games at center for the Dolphins and helped the team finish with a 10-6 record.

#### 2019 (15/15, 1/1)

- Started at center for 15 games of the regular season after David Andrews was placed on injured reserve prior to the start of the regular season.
- Started at center for the first time in the postseason during the AFC Wild Card loss vs. Tennessee (1/4).
- Was inactive due to injury for the loss vs. Kansas City (12/8).
- Exited the game due to injury and did not return in the loss at Houston (12/1).
- Returned from injury and re-joined the starting lineup at center in the win at Cincinnati (12/15).

#### 2018 (13/2, 3/0)

- Played in 13 regular-season games with two starts at right guard. Also contributed heavily on special teams throughout the season.
- Appeared in all three postseason contests as a reserve.
- Was inactive vs. Miami (9/30), vs. Indianapolis (10/4) and vs. Kansas City (10/14).
- Replaced an injured Shaq Mason at right guard in the third quarter of the win at Buffalo (10/29).
- Started at right guard in place of an injured Shaq Mason in the victory vs. Green Bay (11/4) and at Tennessee (11/11).
- Contributed on special teams and replaced an injured Shaq Mason at guard for several snaps in the AFC Divisional Playoff win vs. L.A. Chargers (1/13).
- Appeared on special teams in the AFC Championship (1/20) and Super Bowl LIII (2/3) victories.

#### 2017 (16/2, 3/0)

- Appeared in all 16 regular-season games with two starts at center. Contributed mostly on special teams.

### EXTRA POINTS

- Ted Karras became the seventh member of his family to play football in the Big Ten, including his great-uncle, 2020 Pro Football Hall of Fame inductee Alex Karras. Alex won the Outland Trophy as a defensive tackle at Iowa and was named to the Pro Bowl four times in the NFL with the Detroit Lions before going into acting, including a starring role in the 1980s sitcom "Webster."
- Grandfather, Ted Karras, played defensive tackle at Indiana and five of his nine seasons in the NFL with the Chicago Bears, helping the Bears to the 1963 World Championship.
- Father, Ted Karras Jr. was a defensive tackle at Northwestern and played briefly with the Washington Redskins. Earned a Super Bowl as a replacement player following the 1987 NFL lockout.
- Great-uncle, Paul Karras, played at Iowa; great-uncle, Lou Karras, played at Purdue and three seasons with the Washington Redskins; uncle, Tony Karras, played at Northwestern.
- On top of a bachelor's degree in communications and a master's in recreation, sport and tourism, Ted earned his MBA from Indiana University thanks to an NFLPA program that provides tuition assistance for players navigating a busy NFL schedule.

- Appeared in all three postseason contests as a reserve, playing mainly on special teams.
- Made his first career start at center due to an injury to David Andrews and played every offensive snap of the win at Oakland (11/19) in Mexico City.
- Made his second straight start at center in place of the injured David Andrews in the win vs. Miami (11/26).

#### 2016 (16/1, 3/0)

- Appeared in all 16 regular-season games with one start at right guard. Also played on special teams.
- Started at right guard in the season-opening win at Arizona (9/11), alternating with Shaq Mason.
- Played on special teams in all three postseason contests, including Super Bowl LI.

### COLLEGE

- Made 43 career starts at right guard at Illinois.
- Was a two-time All-Big Ten honoree: third team in 2015 and honorable mention in 2014.
- Was a three-time Academic All-Big Ten selection (2012, 2014 & 2015).



- Was a team captain as a senior in 2015 and was the team's Illini Warrior Effort Award winner.
- Named All-Big Ten third team by the media and All-Big Ten honorable mention by the coaches as a senior in 2015.
- Named Honorable mention All-Big Ten and Academic All-Big Ten honoree as a junior in 2014.
- Played at right guard in every game as a sophomore in 2013 but the season-opener against Southern Illinois, which he missed due to injury, starting 10 games.
- Earned Illinois Point Award as top Offensive Lineman at

annual postseason banquet.

- Started at right guard in all 12 games as a redshirt freshman in 2012 and was an Academic All-Big Ten honoree.
- Redshirted the 2011 season.

## PERSONAL

- Earned bachelor's degree in communication from Illinois in December 2014 and was enrolled in the recreation, sport and tourism master's program.
- Married wife, Rachel, in the 2018 offseason.



# DALTON KEENE

## 44 | TIGHT END

**HT:** 6-4 | **WT:** 251 | **Born:** 4/14/1999 | **Exp. (NFL/Patriots):** 2/2  
**GP/GS (Playoffs):** 6/0 (0/0) | **Acq:** D3c-20 (101st)  
**College:** Virginia Tech | **Hometown:** Littleton, Colo.

## CAREER TRANSACTIONS

Dalton Keene was drafted by the New England Patriots in the third round (101st overall) of the 2020 NFL Draft.

## 2020 (6/0)

- Played in six games as a reserve as a rookie. Caught three passes for 16 yards.
- Was inactive for seven contests and missed three games after being placed on injured reserve on Nov. 10.
- Saw his first NFL action in a Week 7 loss vs San Francisco (10/25) and made his first career reception, an 8-yard grab in the third quarter.

## COLLEGE

- Totaled 59 receptions for 748 yards and eight touchdowns over three seasons at Virginia Tech.
- Earned 2018 Honorable Mention All-ACC accolades.

- Started all 13 games and caught 21 passes for 240 yards and a career-high five touchdowns as a junior in 2019. Also posted 11 rushing attempts for 33 yards.

- Started all 13 games and posted career-highs with 28 receptions for 341 yards and caught three touchdowns in 2018. Earned Honorable Mention All-ACC accolades for his efforts.

- Played in all 13 games with 12 starts and tallied 10 receptions for 167 yards in 2017. Also recorded two special teams tackles.

## PERSONAL

- Son of Wesley and Stacy Keene. Has a brother, Trey, and a sister, Kailey. Brother played baseball and football at Northern Colorado.
- Majored in building construction at Virginia Tech.

# DALTON KEENE STATISTICS

**POS:** TE **HT:** 6-4 **WT:** 251 LBS **YEAR:** 2<sup>ND</sup> **ACQ:** D3c-20 (101<sup>ST</sup>) **COLLEGE:** VIRGINIA TECH **BORN:** 4/14/99

## REGULAR SEASON RECEIVING STATISTICS

Year	Team	G/S	REC	YDS	AVG	LG	TD
2020	Patriots	6/0	3	16	5.3	8	0
Totals – 1 Year		6/0	3	16	5.3	8	0

# KEENE'S CAREER GAME-BY-GAME

2020	OPPONENT	P/S	NO	YDS	AVG	LG	TD	11/15	Baltimore	Placed on IR (11/10)
09/13	Miami		Inactive					11/22	at Houston	
09/20	at Seattle		Inactive					11/29	Arizona	Activated to 53-man Roster (12/6)
09/27	Las Vegas		Inactive					12/06	at L.A. Chargers	p - - - - -
10/05	at Kansas City		Inactive					12/10	at L.A. Rams	p - - - - -
10/18	Denver		Inactive					12/20	at Miami	p 1 2 2.0 2 0
10/25	San Francisco	p	1	8	8.0	8	0	12/28	Buffalo	p - - - - -
11/01	at Buffalo		Inactive					01/03	N.Y. Jets	p 1 6 6.0 6 0
11/09	at N.Y. Jets		Inactive					2020 Totals		6/0 3 16 5.3 8 0



# BRANDON KING



## 36 | LINEBACKER

**HT:** 6-2 | **WT:** 220 | **Born:** 6/8/1993 | **Exp. (NFL/Patriots):** 7/7

**GP/GS (Playoffs):** 57/0 (11/0) | **Acq:** FA-15

**College:** Auburn | **Hometown:** Alabaster, Ala.

 **SUPER BOWLS:** 16, 18

### CAREER TRANSACTIONS

Brandon King was signed by the New England Patriots to the 53-man roster from the practice squad on Oct. 10, 2015 ... Originally signed by New England as a rookie free agent (5/8/15) ... Released by New England (9/5/15) ... Signed to the Patriots practice squad (9/8/15).

### SEASONAL REVIEWS

#### 2020 (0/0)

- Spent the season on Reserve/Physically Unable to Perform List.

#### 2019 (0/0, 0/0)

- Suffered an injury during the preseason and was placed on injured reserve on Aug. 25, 2019.

#### 2018 (15/0, 3/0)

- Played all 15 regular-season games as a reserve, contributing mostly on special teams with 11 tackles.
- Appeared in all three postseason contests as a reserve and made one special teams tackle.
- Was inactive due to injury vs. Buffalo (12/23).
- Made two special teams tackles in the victory at Chicago (10/21).
- Contributed on special teams with three special teams tackles in the win at Buffalo (10/29).
- Made one tackle on special teams in the AFC Championship victory at Kansas City (1/20).

#### 2017 (13/0, 3/0)

- Played in 13 regular-season contests as a reserve, playing mainly on special teams. Contributed eight special teams tackles. Also forced a special teams safety on a punt return tackle in the end zone during a Week 8 win vs. L.A. Chargers.
- Appeared in all three playoff games as a reserve on special teams and posted two special teams tackles.
- Was inactive vs. Carolina (10/1), at Miami (12/11) and at Pittsburgh (12/17) due to injury.
- Contributed with a special teams tackle of WR Travis Benjamin for a safety on a second-quarter punt return that gave the Patriots the lead in their eventual victory vs. L.A. Chargers (10/29).
- Made two special teams tackles in the win at Denver (11/12).
- Contributed with one special teams tackle in the Divisional Playoff victory vs. Tennessee (1/13).
- Added one special teams tackle in Super Bowl LII vs. Philadelphia (2/4).

### EXTRA POINTS

- Brandon King showed his positional versatility while playing collegiately at Auburn. He began his career playing safety and linebacker before switching to defensive end for the second half of his senior season.

#### 2016 (16/0, 3/0)

- Played all 16 regular-season games, mainly on special teams. Made one tackle on defense and 10 on special teams.
- Appeared in all three playoff games and made one special teams tackle.
- Made his first tackle of the season on defense in the win at Buffalo (10/30).
- Totalled two special teams tackles in the win vs. Los Angeles (12/4).
- Recorded two special teams tackles in the win vs. Baltimore (12/12).
- Totalled one special teams tackle in the Divisional Round game vs. Houston (1/14).

#### 2015 (13/0, 2/0)

- Began the season on the practice squad before being added to the 53-man roster on Oct. 10.
- Was one of three rookie free agents, along with David Andrews and Justin Coleman, to be a major contributor on the 53-man roster.
- Appeared in 13 regular-season games and contributed mainly on special teams, posting 12 tackles. Also forced one fumble on a punt return.
- Appeared in both postseason contests and recorded two special teams tackles.
- Contributed heavily on special teams, posting two special teams tackles and forcing a Leodis McKelvin fumble on a punt return in the third quarter of the win vs. Buffalo (11/23), recovered by Jonathan Freeny at the 30-yard line.
- Recorded two special teams tackles in the AFC Championship Game at Denver (1/24).

### COLLEGE

- Played two seasons at Auburn after transferring from Highland Community College.
- Began his tenure at Auburn as a safety in 2013 then converted to defensive end for the second half of his senior season in 2014.

### PERSONAL

- Born June 8, 1993, to Angela and Chris King.
- Majored in public administration at Auburn.
- Brandon and wife, Marisa, have two sons, Kayden and Karson.

# BRANDON KING STATISTICS

POS: LB HT: 6-2 WT: 220 LBS YEAR: 7<sup>TH</sup> ACQ: FA-15 COLLEGE: AUBURN BORN: 6/8/93

## REGULAR SEASON DEFENSIVE STATISTICS

Year	Team	G/S	TACKLES					INTERCEPTIONS					MISCELLANEOUS						
			TT	UT	A	S	YDS	NO	YDS	AVG	LG	TD	PD	FF	FR	YDS	TD	SPT	
2015	Patriots	13/0	0	0	0	0.0	0.0	0	0	0.0	0	0	0	0	0	0	0	12	
2016	Patriots	16/0	1	1	0	0.0	0.0	0	0	0.0	0	0	0	0	0	0	0	10	
2017	Patriots	13/0	0	0	0	0.0	0.0	0	0	0.0	0	0	0	0	0	0	0	8	
2018	Patriots	15/0	0	0	0	0.0	0.0	0	0	0.0	0	0	0	0	0	0	0	11	
2019	Patriots	0/0	Injured Reserve																
2020	Patriots	0/0	Physically Unable to Perform																
Totals – 6 Years		57/0	1	1	0	0.0	0.0	0	0	0.0	0	0	0	0	0	0	0	41	

**Additional Statistics:** 1 Special Teams Forced Fumble vs. Buffalo (11/23/15); Special Teams Safety vs. L.A. Chargers (10/29).

## POSTSEASON DEFENSIVE STATISTICS

Year	Team	G/S	TACKLES					INTERCEPTIONS					MISCELLANEOUS						
			TT	UT	A	S	YDS	NO	YDS	AVG	LG	TD	PD	FF	FR	YDS	TD	SPT	
2015	Patriots	2/0	0	0	0	0.0	0.0	0	0	0.0	0	0	0	0	0	0	0	3	
2016	Patriots	3/0	0	0	0	0.0	0.0	0	0	0.0	0	0	0	0	0	0	0	1	
2017	Patriots	3/0	0	0	0	0.0	0.0	0	0	0.0	0	0	0	0	0	0	0	2	
2018	Patriots	3/0	0	0	0	0.0	0.0	0	0	0.0	0	0	0	0	0	0	0	1	
2019	Patriots	0/0	Injured Reserve																
Totals – 5 Years		11/0	0	0	0	0.0	0.0	0	0	0.0	0	0	0	0	0	0	0	7	

# KING'S CAREER GAME-BY-GAME

2015	OPPONENT	P/S	TT	UT	A	S	YDS	INT	YDS	PD	FF	FR	SPT	12/12	Baltimore	p	0	0	0	-	-	-	-	-	-	2											
09/27	Jacksonville	Signed to 53-man roster from the practice squad (10/10)													12/18	at Denver	p <th>0</th> <th>0</th> <th>0</th> <th>-</th> <th>-</th> <th>-</th> <th>-</th> <th>-</th> <th>-</th> <th>-</th>	0	0	0	-	-	-	-	-	-	-										
10/11	at Dallas	p <td>0<td>0<td>0</td><td>-</td><td>-</td><td>-</td><td>-</td><td>-</td><td>-</td><td>-</td><td>2</td><td>12/24</td><td>N.Y. Jets</td><td>p<td>0<td>0<td>0</td><th>-</th><th>-</th><th>-</th><th>-</th><th>-</th><th>-</th><th>1</th></td></td></td></td></td>	0 <td>0<td>0</td><td>-</td><td>-</td><td>-</td><td>-</td><td>-</td><td>-</td><td>-</td><td>2</td><td>12/24</td><td>N.Y. Jets</td><td>p<td>0<td>0<td>0</td><th>-</th><th>-</th><th>-</th><th>-</th><th>-</th><th>-</th><th>1</th></td></td></td></td>	0 <td>0</td> <td>-</td> <td>-</td> <td>-</td> <td>-</td> <td>-</td> <td>-</td> <td>-</td> <td>2</td> <td>12/24</td> <td>N.Y. Jets</td> <td>p<td>0<td>0<td>0</td><th>-</th><th>-</th><th>-</th><th>-</th><th>-</th><th>-</th><th>1</th></td></td></td>	0	-	-	-	-	-	-	-	2	12/24	N.Y. Jets	p <td>0<td>0<td>0</td><th>-</th><th>-</th><th>-</th><th>-</th><th>-</th><th>-</th><th>1</th></td></td>	0 <td>0<td>0</td><th>-</th><th>-</th><th>-</th><th>-</th><th>-</th><th>-</th><th>1</th></td>	0 <td>0</td> <th>-</th> <th>-</th> <th>-</th> <th>-</th> <th>-</th> <th>-</th> <th>1</th>	0	-	-	-	-	-	-	1											
10/18	at Indianapolis	p <td>0<td>0<td>0</td><td>-</td><td>-</td><td>-</td><td>-</td><td>-</td><td>-</td><td>-</td><td>2</td><td>01/01</td><td>at Miami</td><td>p<td>0<td>0<td>0</td><th>-</th><th>-</th><th>-</th><th>-</th><th>-</th><th>-</th><th>-</th></td></td></td></td></td>	0 <td>0<td>0</td><td>-</td><td>-</td><td>-</td><td>-</td><td>-</td><td>-</td><td>-</td><td>2</td><td>01/01</td><td>at Miami</td><td>p<td>0<td>0<td>0</td><th>-</th><th>-</th><th>-</th><th>-</th><th>-</th><th>-</th><th>-</th></td></td></td></td>	0 <td>0</td> <td>-</td> <td>-</td> <td>-</td> <td>-</td> <td>-</td> <td>-</td> <td>-</td> <td>2</td> <td>01/01</td> <td>at Miami</td> <td>p<td>0<td>0<td>0</td><th>-</th><th>-</th><th>-</th><th>-</th><th>-</th><th>-</th><th>-</th></td></td></td>	0	-	-	-	-	-	-	-	2	01/01	at Miami	p <td>0<td>0<td>0</td><th>-</th><th>-</th><th>-</th><th>-</th><th>-</th><th>-</th><th>-</th></td></td>	0 <td>0<td>0</td><th>-</th><th>-</th><th>-</th><th>-</th><th>-</th><th>-</th><th>-</th></td>	0 <td>0</td> <th>-</th> <th>-</th> <th>-</th> <th>-</th> <th>-</th> <th>-</th> <th>-</th>	0	-	-	-	-	-	-	-											
10/25	N.Y. Jets	p <td>0<td>0<td>0</td><td>-</td><td>-</td><td>-</td><td>-</td><td>-</td><td>-</td><td>-</td><td>-</td><td colspan="10">2016 Totals</td><td>16/0</td><td>1</td><td>1</td><td>0</td><td>0.0</td><td>0.0</td><td>0</td><td>0</td><td>0</td><td>0</td><td>10</td></td></td>	0 <td>0<td>0</td><td>-</td><td>-</td><td>-</td><td>-</td><td>-</td><td>-</td><td>-</td><td>-</td><td colspan="10">2016 Totals</td><td>16/0</td><td>1</td><td>1</td><td>0</td><td>0.0</td><td>0.0</td><td>0</td><td>0</td><td>0</td><td>0</td><td>10</td></td>	0 <td>0</td> <td>-</td> <td>-</td> <td>-</td> <td>-</td> <td>-</td> <td>-</td> <td>-</td> <td>-</td> <td colspan="10">2016 Totals</td> <td>16/0</td> <td>1</td> <td>1</td> <td>0</td> <td>0.0</td> <td>0.0</td> <td>0</td> <td>0</td> <td>0</td> <td>0</td> <td>10</td>	0	-	-	-	-	-	-	-	-	2016 Totals										16/0	1	1	0	0.0	0.0	0	0	0	0	10			
10/29	Miami	p <td>0<td>0<td>0</td><td>-</td><td>-</td><td>-</td><td>-</td><td>-</td><td>-</td><td>-</td><td>1</td><td>01/14</td><td>Houston</td><td>p<td>0<td>0<td>0</td><th>-</th><th>-</th><th>-</th><th>-</th><th>-</th><th>-</th><th>-</th></td></td></td></td></td>	0 <td>0<td>0</td><td>-</td><td>-</td><td>-</td><td>-</td><td>-</td><td>-</td><td>-</td><td>1</td><td>01/14</td><td>Houston</td><td>p<td>0<td>0<td>0</td><th>-</th><th>-</th><th>-</th><th>-</th><th>-</th><th>-</th><th>-</th></td></td></td></td>	0 <td>0</td> <td>-</td> <td>-</td> <td>-</td> <td>-</td> <td>-</td> <td>-</td> <td>-</td> <td>1</td> <td>01/14</td> <td>Houston</td> <td>p<td>0<td>0<td>0</td><th>-</th><th>-</th><th>-</th><th>-</th><th>-</th><th>-</th><th>-</th></td></td></td>	0	-	-	-	-	-	-	-	1	01/14	Houston	p <td>0<td>0<td>0</td><th>-</th><th>-</th><th>-</th><th>-</th><th>-</th><th>-</th><th>-</th></td></td>	0 <td>0<td>0</td><th>-</th><th>-</th><th>-</th><th>-</th><th>-</th><th>-</th><th>-</th></td>	0 <td>0</td> <th>-</th> <th>-</th> <th>-</th> <th>-</th> <th>-</th> <th>-</th> <th>-</th>	0	-	-	-	-	-	-	-											
11/08	Washington	p <td>0<td>0<td>0</td><td>-</td><td>-</td><td>-</td><td>-</td><td>-</td><td>-</td><td>-</td><td>1</td><td>01/22</td><td>Pittsburgh</td><td>p<td>0<td>0<td>0</td><th>-</th><th>-</th><th>-</th><th>-</th><th>-</th><th>-</th><th>-</th></td></td></td></td></td>	0 <td>0<td>0</td><td>-</td><td>-</td><td>-</td><td>-</td><td>-</td><td>-</td><td>-</td><td>1</td><td>01/22</td><td>Pittsburgh</td><td>p<td>0<td>0<td>0</td><th>-</th><th>-</th><th>-</th><th>-</th><th>-</th><th>-</th><th>-</th></td></td></td></td>	0 <td>0</td> <td>-</td> <td>-</td> <td>-</td> <td>-</td> <td>-</td> <td>-</td> <td>-</td> <td>1</td> <td>01/22</td> <td>Pittsburgh</td> <td>p<td>0<td>0<td>0</td><th>-</th><th>-</th><th>-</th><th>-</th><th>-</th><th>-</th><th>-</th></td></td></td>	0	-	-	-	-	-	-	-	1	01/22	Pittsburgh	p <td>0<td>0<td>0</td><th>-</th><th>-</th><th>-</th><th>-</th><th>-</th><th>-</th><th>-</th></td></td>	0 <td>0<td>0</td><th>-</th><th>-</th><th>-</th><th>-</th><th>-</th><th>-</th><th>-</th></td>	0 <td>0</td> <th>-</th> <th>-</th> <th>-</th> <th>-</th> <th>-</th> <th>-</th> <th>-</th>	0	-	-	-	-	-	-	-											
11/15	at N.Y. Giants	p <td>0<td>0<td>0</td><td>-</td><td>-</td><td>-</td><td>-</td><td>-</td><td>-</td><td>-</td><td>-</td><td>02/05</td><td>Atlanta</td><td>p<td>0<td>0<td>0</td><th>-</th><th>-</th><th>-</th><th>-</th><th>-</th><th>-</th><th>-</th></td></td></td></td></td>	0 <td>0<td>0</td><td>-</td><td>-</td><td>-</td><td>-</td><td>-</td><td>-</td><td>-</td><td>-</td><td>02/05</td><td>Atlanta</td><td>p<td>0<td>0<td>0</td><th>-</th><th>-</th><th>-</th><th>-</th><th>-</th><th>-</th><th>-</th></td></td></td></td>	0 <td>0</td> <td>-</td> <td>-</td> <td>-</td> <td>-</td> <td>-</td> <td>-</td> <td>-</td> <td>-</td> <td>02/05</td> <td>Atlanta</td> <td>p<td>0<td>0<td>0</td><th>-</th><th>-</th><th>-</th><th>-</th><th>-</th><th>-</th><th>-</th></td></td></td>	0	-	-	-	-	-	-	-	-	02/05	Atlanta	p <td>0<td>0<td>0</td><th>-</th><th>-</th><th>-</th><th>-</th><th>-</th><th>-</th><th>-</th></td></td>	0 <td>0<td>0</td><th>-</th><th>-</th><th>-</th><th>-</th><th>-</th><th>-</th><th>-</th></td>	0 <td>0</td> <th>-</th> <th>-</th> <th>-</th> <th>-</th> <th>-</th> <th>-</th> <th>-</th>	0	-	-	-	-	-	-	-											
11/23	Buffalo	p <td>0<td>0<td>0</td><td>-</td><td>-</td><td>-</td><td>-</td><td>-</td><td>-</td><td>-</td><td>2</td><td colspan="10">2016 Postseason</td><td>3/0</td><td>0</td><td>0</td><td>0</td><td>0.0</td><td>0.0</td><td>0</td><td>0</td><td>0</td><td>0</td><td>1</td></td></td>	0 <td>0<td>0</td><td>-</td><td>-</td><td>-</td><td>-</td><td>-</td><td>-</td><td>-</td><td>2</td><td colspan="10">2016 Postseason</td><td>3/0</td><td>0</td><td>0</td><td>0</td><td>0.0</td><td>0.0</td><td>0</td><td>0</td><td>0</td><td>0</td><td>1</td></td>	0 <td>0</td> <td>-</td> <td>-</td> <td>-</td> <td>-</td> <td>-</td> <td>-</td> <td>-</td> <td>2</td> <td colspan="10">2016 Postseason</td> <td>3/0</td> <td>0</td> <td>0</td> <td>0</td> <td>0.0</td> <td>0.0</td> <td>0</td> <td>0</td> <td>0</td> <td>0</td> <td>1</td>	0	-	-	-	-	-	-	-	2	2016 Postseason										3/0	0	0	0	0.0	0.0	0	0	0	0	1			
11/29	at Denver	p <td>0<td>0<td>0</td><td>-</td><td>-</td><td>-</td><td>-</td><td>-</td><td>-</td><td>-</td><td>1</td><td colspan="14"></td><td colspan="10"></td></td></td>	0 <td>0<td>0</td><td>-</td><td>-</td><td>-</td><td>-</td><td>-</td><td>-</td><td>-</td><td>1</td><td colspan="14"></td><td colspan="10"></td></td>	0 <td>0</td> <td>-</td> <td>-</td> <td>-</td> <td>-</td> <td>-</td> <td>-</td> <td>-</td> <td>1</td> <td colspan="14"></td> <td colspan="10"></td>	0	-	-	-	-	-	-	-	1																								
12/06	Philadelphia	p <td>0<td>0<td>0</td><td>-</td><td>-</td><td>-</td><td>-</td><td>-</td><td>-</td><td>-</td><td>1</td><td colspan="14"></td><td colspan="10"></td></td></td>	0 <td>0<td>0</td><td>-</td><td>-</td><td>-</td><td>-</td><td>-</td><td>-</td><td>-</td><td>1</td><td colspan="14"></td><td colspan="10"></td></td>	0 <td>0</td> <td>-</td> <td>-</td> <td>-</td> <td>-</td> <td>-</td> <td>-</td> <td>-</td> <td>1</td> <td colspan="14"></td> <td colspan="10"></td>	0	-	-	-	-	-	-	-	1																								
12/13	at Houston	p <td>0<td>0<td>0</td><td>-</td><td>-</td><td>-</td><td>-</td><td>-</td><td>-</td><td>-</td><td>1</td><td colspan="14"></td><td colspan="10"></td></td></td>	0 <td>0<td>0</td><td>-</td><td>-</td><td>-</td><td>-</td><td>-</td><td>-</td><td>-</td><td>1</td><td colspan="14"></td><td colspan="10"></td></td>	0 <td>0</td> <td>-</td> <td>-</td> <td>-</td> <td>-</td> <td>-</td> <td>-</td> <td>-</td> <td>1</td> <td colspan="14"></td> <td colspan="10"></td>	0	-	-	-	-	-	-	-	1																								
12/20	Tennessee	p <td>0<td>0<td>0</td><td>-</td><td>-</td><td>-</td><td>-</td><td>-</td><td>-</td><td>-</td><td>1</td><td colspan="14"></td><td colspan="10"></td></td></td>	0 <td>0<td>0</td><td>-</td><td>-</td><td>-</td><td>-</td><td>-</td><td>-</td><td>-</td><td>1</td><td colspan="14"></td><td colspan="10"></td></td>	0 <td>0</td> <td>-</td> <td>-</td> <td>-</td> <td>-</td> <td>-</td> <td>-</td> <td>-</td> <td>1</td> <td colspan="14"></td> <td colspan="10"></td>	0	-	-	-	-	-	-	-	1																								
12/27	at N.Y. Jets	p <td>0<td>0<td>0</td><td>-</td><td>-</td><td>-</td><td>-</td><td>-</td><td>-</td><td>-</td><td>-</td><td colspan="14"></td><td colspan="10"></td></td></td>	0 <td>0<td>0</td><td>-</td><td>-</td><td>-</td><td>-</td><td>-</td><td>-</td><td>-</td><td>-</td><td colspan="14"></td><td colspan="10"></td></td>	0 <td>0</td> <td>-</td> <td>-</td> <td>-</td> <td>-</td> <td>-</td> <td>-</td> <td>-</td> <td>-</td> <td colspan="14"></td> <td colspan="10"></td>	0	-	-	-	-	-	-	-	-																								
01/03	at Miami	p <td>0<td>0<td>0</td><td>-</td><td>-</td><td>-</td><td>-</td><td>-</td><td>-</td><td>-</td><td>-</td><td colspan="14"></td><td colspan="10"></td></td></td>	0 <td>0<td>0</td><td>-</td><td>-</td><td>-</td><td>-</td><td>-</td><td>-</td><td>-</td><td>-</td><td colspan="14"></td><td colspan="10"></td></td>	0 <td>0</td> <td>-</td> <td>-</td> <td>-</td> <td>-</td> <td>-</td> <td>-</td> <td>-</td> <td>-</td> <td colspan="14"></td> <td colspan="10"></td>	0	-	-	-	-	-	-	-	-																								
2015 Totals		13/0	0	0	0	0.0	0.0	0	0	0	0	0	12																								
01/16	Kansas City	p <td>0<td>0<td>0</td><td>-</td><td>-</td><td>-</td><td>-</td><td>-</td><td>-</td><td>-</td><td>-</td><td colspan="14"></td><td colspan="10"></td></td></td>	0 <td>0<td>0</td><td>-</td><td>-</td><td>-</td><td>-</td><td>-</td><td>-</td><td>-</td><td>-</td><td colspan="14"></td><td colspan="10"></td></td>	0 <td>0</td> <td>-</td> <td>-</td> <td>-</td> <td>-</td> <td>-</td> <td>-</td> <td>-</td> <td>-</td> <td colspan="14"></td> <td colspan="10"></td>	0	-	-	-	-	-	-	-	-																								
01/24	at Denver	p <td>0<td>0<td>0</td><td>-</td><td>-</td><td>-</td><td>-</td><td>-</td><td>-</td><td>-</td><td>2</td><td colspan="14"></td><td colspan="10"></td></td></td>	0 <td>0<td>0</td><td>-</td><td>-</td><td>-</td><td>-</td><td>-</td><td>-</td><td>-</td><td>2</td><td colspan="14"></td><td colspan="10"></td></td>	0 <td>0</td> <td>-</td> <td>-</td> <td>-</td> <td>-</td> <td>-</td> <td>-</td> <td>-</td> <td>2</td> <td colspan="14"></td> <td colspan="10"></td>	0	-	-	-	-	-	-	-	2																								
2015 Postseason		2/0	0	0	0	0.0	0.0	0	0	0	0	0	2																								
2016	OPPONENT	P/S	TT	UT	A	S	YDS	INT	YDS	PD	FF	FR	SPT	09/11	at Arizona	p	0	0	0	-	-	-	-	-	-	-											
09/18	Miami	p <td>0<td>0<td>0</td><td>-</td><td>-</td><td>-</td><td>-</td><td>-</td><td>-</td><td>-</td><td>-</td><td>09/18</td><td>at New Orleans</td><td>p<th>0</th><th>0</th><th>0</th><th>-</th><th>-</th><th>-</th><th>-</th><th>-</th><th>-</th><th>-</th></td></td></td>	0 <td>0<td>0</td><td>-</td><td>-</td><td>-</td><td>-</td><td>-</td><td>-</td><td>-</td><td>-</td><td>09/18</td><td>at New Orleans</td><td>p<th>0</th><th>0</th><th>0</th><th>-</th><th>-</th><th>-</th><th>-</th><th>-</th><th>-</th><th>-</th></td></td>	0 <td>0</td> <td>-</td> <td>-</td> <td>-</td> <td>-</td> <td>-</td> <td>-</td> <td>-</td> <td>-</td> <td>09/18</td> <td>at New Orleans</td> <td>p<th>0</th><th>0</th><th>0</th><th>-</th><th>-</th><th>-</th><th>-</th><th>-</th><th>-</th><th>-</th></td>	0	-	-	-	-	-	-	-	-	09/18	at New Orleans	p <th>0</th> <th>0</th> <th>0</th> <th>-</th> <th>-</th> <th>-</th> <th>-</th> <th>-</th> <th>-</th> <th>-</th>	0	0	0	-	-	-	-	-	-	-											
09/22	Houston	p <td>0<td>0<td>0</td><td>-</td><td>-</td><td>-</td><td>-</td><td>-</td><td>-</td><td>-</td><td>-</td><td>09/24</td><td>Houston</td><td>p<th>0</th><th>0</th><th>0</th><th>-</th><th>-</th><th>-</th><th>-</th><th>-</th><th>-</th><th>-</th></td></td></td>	0 <td>0<td>0</td><td>-</td><td>-</td><td>-</td><td>-</td><td>-</td><td>-</td><td>-</td><td>-</td><td>09/24</td><td>Houston</td><td>p<th>0</th><th>0</th><th>0</th><th>-</th><th>-</th><th>-</th><th>-</th><th>-</th><th>-</th><th>-</th></td></td>	0 <td>0</td> <td>-</td> <td>-</td> <td>-</td> <td>-</td> <td>-</td> <td>-</td> <td>-</td> <td>-</td> <td>09/24</td> <td>Houston</td> <td>p<th>0</th><th>0</th><th>0</th><th>-</th><th>-</th><th>-</th><th>-</th><th>-</th><th>-</th><th>-</th></td>	0	-	-	-	-	-	-	-	-	09/24	Houston	p <th>0</th> <th>0</th> <th>0</th> <th>-</th> <th>-</th> <th>-</th> <th>-</th> <th>-</th> <th>-</th> <th>-</th>	0	0	0	-	-	-	-	-	-	-											
10/02	Buffalo	p <td>0<td>0<td>0</td><td>-</td><td>-</td><td>-</td><td>-</td><td>-</td><td>-</td><td>-</td><td>-</td><td>10/01</td><td>Carolina</td><td colspan="17">Inactive</td></td></td>	0 <td>0<td>0</td><td>-</td><td>-</td><td>-</td><td>-</td><td>-</td><td>-</td><td>-</td><td>-</td><td>10/01</td><td>Carolina</td><td colspan="17">Inactive</td></td>	0 <td>0</td> <td>-</td> <td>-</td> <td>-</td> <td>-</td> <td>-</td> <td>-</td> <td>-</td> <td>-</td> <td>10/01</td> <td>Carolina</td> <td colspan="17">Inactive</td>	0	-	-	-	-	-	-	-	-	10/01	Carolina	Inactive																					
10/09	at Cleveland	p <td>0<td>0<td>0</td><td>-</td><td>-</td><td>-</td><td>-</td><td>-</td><td>-</td><td>-</td><td>-</td><td>10/05</td><td>at Tampa Bay</td><td>p<th>0</th><th>0</th><th>0</th><th>-</th><th>-</th><th>-</th><th>-</th><th>-</th><th>-</th><th>-</th></td></td></td>	0 <td>0<td>0</td><td>-</td><td>-</td><td>-</td><td>-</td><td>-</td><td>-</td><td>-</td><td>-</td><td>10/05</td><td>at Tampa Bay</td><td>p<th>0</th><th>0</th><th>0</th><th>-</th><th>-</th><th>-</th><th>-</th><th>-</th><th>-</th><th>-</th></td></td>	0 <td>0</td> <td>-</td> <td>-</td> <td>-</td> <td>-</td> <td>-</td> <td>-</td> <td>-</td> <td>-</td> <td>10/05</td> <td>at Tampa Bay</td> <td>p<th>0</th><th>0</th><th>0</th><th>-</th><th>-</th><th>-</th><th>-</th><th>-</th><th>-</th><th>-</th></td>	0	-	-	-	-	-	-	-	-	10/05	at Tampa Bay	p <th>0</th> <th>0</th> <th>0</th> <th>-</th> <th>-</th> <th>-</th> <th>-</th> <th>-</th> <th>-</th> <th>-</th>	0	0	0	-	-	-	-	-	-	-											
10/16	Cincinnati	p <td>0<td>0<td>0</td><td>-</td><td>-</td><td>-</td><td>-</td><td>-</td><td>-</td><td>-</td><td>2</td><td>10/15</td><td>at N.Y. Jets</td><td>p<th>0</th><th>0</th><th>0</th><th>-</th><th>-</th><th>-</th><th>-</th><th>-</th><th>-</th><th>-</th></td></td></td>	0 <td>0<td>0</td><td>-</td><td>-</td><td>-</td><td>-</td><td>-</td><td>-</td><td>-</td><td>2</td><td>10/15</td><td>at N.Y. Jets</td><td>p<th>0</th><th>0</th><th>0</th><th>-</th><th>-</th><th>-</th><th>-</th><th>-</th><th>-</th><th>-</th></td></td>	0 <td>0</td> <td>-</td> <td>-</td> <td>-</td> <td>-</td> <td>-</td> <td>-</td> <td>-</td> <td>2</td> <td>10/15</td> <td>at N.Y. Jets</td> <td>p<th>0</th><th>0</th><th>0</th><th>-</th><th>-</th><th>-</th><th>-</th><th>-</th><th>-</th><th>-</th></td>	0	-	-	-	-	-	-	-	2	10/15	at N.Y. Jets	p <th>0</th> <th>0</th> <th>0</th> <th>-</th> <th>-</th> <th>-</th> <th>-</th> <th>-</th> <th>-</th> <th>-</th>	0	0	0	-	-	-	-	-	-	-											
10/23	at Pittsburgh	p <td>0<td>0<td>0</td><td>-</td><td>-</td><td>-</td><td>-</td><td>-</td><td>-</td><td>-</td><td>-</td><td>10/22</td><td>Atlanta</td><td>p<th>0</th><th>0</th><th>0</th><th>-</th><th>-</th><th>-</th><th>-</th><th>-</th><th>-</th><th>-</th></td></td></td>	0 <td>0<td>0</td><td>-</td><td>-</td><td>-</td><td>-</td><td>-</td><td>-</td><td>-</td><td>-</td><td>10/22</td><td>Atlanta</td><td>p<th>0</th><th>0</th><th>0</th><th>-</th><th>-</th><th>-</th><th>-</th><th>-</th><th>-</th><th>-</th></td></td>	0 <td>0</td> <td>-</td> <td>-</td> <td>-</td> <td>-</td> <td>-</td> <td>-</td> <td>-</td> <td>-</td> <td>10/22</td> <td>Atlanta</td> <td>p<th>0</th><th>0</th><th>0</th><th>-</th><th>-</th><th>-</th><th>-</th><th>-</th><th>-</th><th>-</th></td>	0	-	-	-	-	-	-	-	-	10/22	Atlanta	p <th>0</th> <th>0</th> <th>0</th> <th>-</th> <th>-</th> <th>-</th> <th>-</th> <th>-</th> <th>-</th> <th>-</th>	0	0	0	-	-	-	-	-	-	-											
10/30	at Buffalo	p <td>1</td> <td>1</td> <td>0</td> <td>-</td> <td>-</td> <td>-</td> <td>-</td> <td>-</td> <td>-</td> <td>-</td> <td>1</td> <td>10/29</td> <td>L.A. Chargers</td> <td>p<th>0</th><th>0</th><th>0</th><th>-</th><th>-</th><th>-</th><th>-</th><th>-</th><th>-</th><th>-</th></td>	1	1	0	-	-	-	-	-	-	-	1	10/29	L.A. Chargers	p <th>0</th> <th>0</th> <th>0</th> <th>-</th> <th>-</th> <th>-</th> <th>-</th> <th>-</th> <th>-</th> <th>-</th>	0	0	0	-	-	-	-	-	-	-											
11/13	Seattle	p <td>0<td>0<td>0</td><td>-</td><td>-</td><td>-</td><td>-</td><td>-</td><td>-</td><td>-</td><td>-</td><td>11/12</td><td>at Denver</td><td>p<th>0</th><th>0</th><th>0</th><th>-</th><th>-</th><th>-</th><th>-</th><th>-</th><th>-</th><th>-</th></td></td></td>	0 <td>0<td>0</td><td>-</td><td>-</td><td>-</td><td>-</td><td>-</td><td>-</td><td>-</td><td>-</td><td>11/12</td><td>at Denver</td><td>p<th>0</th><th>0</th><th>0</th><th>-</th><th>-</th><th>-</th><th>-</th><th>-</th><th>-</th><th>-</th></td></td>	0 <td>0</td> <td>-</td> <td>-</td> <td>-</td> <td>-</td> <td>-</td> <td>-</td> <td>-</td> <td>-</td> <td>11/12</td> <td>at Denver</td> <td>p<th>0</th><th>0</th><th>0</th><th>-</th><th>-</th><th>-</th><th>-</th><th>-</th><th>-</th><th>-</th></td>	0	-	-	-	-	-	-	-	-	11/12	at Denver	p <th>0</th> <th>0</th> <th>0</th> <th>-</th> <th>-</th> <th>-</th> <th>-</th> <th>-</th> <th>-</th> <th>-</th>	0	0	0	-	-	-	-	-	-	-											
11/20	at San Francisco	p <td>0<td>0<td>0</td><td>-</td><td>-</td><td>-</td><td>-</td><td>-</td><td>-</td><td>-</td><td>1</td><td>11/19</td><td>at Oakland</td><td>p<th>0</th><th>0</th><th>0</th><th>-</th><th>-</th><th>-</th><th>-</th><th>-</th><th>-</th><th>-</th></td></td></td>	0 <td>0<td>0</td><td>-</td><td>-</td><td>-</td><td>-</td><td>-</td><td>-</td><td>-</td><td>1</td><td>11/19</td><td>at Oakland</td><td>p<th>0</th><th>0</th><th>0</th><th>-</th><th>-</th><th>-</th><th>-</th><th>-</th><th>-</th><th>-</th></td></td>	0 <td>0</td> <td>-</td> <td>-</td> <td>-</td> <td>-</td> <td>-</td> <td>-</td> <td>-</td> <td>1</td> <td>11/19</td> <td>at Oakland</td> <td>p<th>0</th><th>0</th><th>0</th><th>-</th><th>-</th><th>-</th><th>-</th><th>-</th><th>-</th><th>-</th></td>	0	-	-	-	-	-	-	-	1	11/19	at Oakland	p <th>0</th> <th>0</th> <th>0</th> <th>-</th> <th>-</th> <th>-</th> <th>-</th> <th>-</th> <th>-</th> <th>-</th>	0	0	0	-	-	-	-	-	-	-											
11/27	at N.Y. Jets	p <td>0<td>0<td>0</td><td>-</td><td>-</td><td>-</td><td>-</td><td>-</td><td>-</td><td>-</td><td>-</td><td>11/26</td><td>Miami</td><td>p<th>0</th><th>0</th><th>0</th><th>-</th><th>-</th><th>-</th><th>-</th><th>-</th><th>-</th><th>-</th></td></td></td>	0 <td>0<td>0</td><td>-</td><td>-</td><td>-</td><td>-</td><td>-</td><td>-</td><td>-</td><td>-</td><td>11/26</td><td>Miami</td><td>p<th>0</th><th>0</th><th>0</th><th>-</th><th>-</th><th>-</th><th>-</th><th>-</th><th>-</th><th>-</th></td></td>	0 <td>0</td> <td>-</td> <td>-</td> <td>-</td> <td>-</td> <td>-</td> <td>-</td> <td>-</td> <td>-</td> <td>11/26</td> <td>Miami</td> <td>p<th>0</th><th>0</th><th>0</th><th>-</th><th>-</th><th>-</th><th>-</th><th>-</th><th>-</th><th>-</th></td>	0	-	-	-	-	-	-	-	-	11/26	Miami	p <th>0</th> <th>0</th> <th>0</th> <th>-</th> <th>-</th> <th>-</th> <th>-</th> <th>-</th> <th>-</th> <th>-</th>	0	0	0	-	-	-	-	-	-	-											
12/04	Los Angeles	p <td>0<td>0<td>0</td><td>-</td><td>-</td><td>-</td><td>-</td><td>-</td><td>-</td><td>-</td><td>2</td><td>12/03</td><td>at Buffalo</td><td>p<th>0</th><th>0</th><th>0</th><th>-</th><th>-</th><th>-</th><th>-</th><th>-</th><th>-</th><th>-</th></td></td></td>	0 <td>0<td>0</td><td>-</td><td>-</td><td>-</td><td>-</td><td>-</td><td>-</td><td>-</td><td>2</td><td>12/03</td><td>at Buffalo</td><td>p<th>0</th><th>0</th><th>0</th><th>-</th><th>-</th><th>-</th><th>-</th><th>-</th><th>-</th><th>-</th></td></td>	0 <td>0</td> <td>-</td> <td>-</td> <td>-</td> <td>-</td> <td>-</td> <td>-</td> <td>-</td> <td>2</td> <td>12/03</td> <td>at Buffalo</td> <td>p<th>0</th><th>0</th><th>0</th><th>-</th><th>-</th><th>-</th><th>-</th><th>-</th><th>-</th><th>-</th></td>	0	-	-	-	-	-	-	-	2	12/03	at Buffalo	p <th>0</th> <th>0</th> <th>0</th> <th>-</th> <th>-</th> <th>-</th> <th>-</th> <th>-</th> <th>-</th> <th>-</th>	0	0	0	-	-	-	-	-	-	-											
														12/11	at Miami	Inactive																					
														12/17	at Pittsburgh	Inactive																					
														12/24	Buffalo	p <th>0</th> <th>0</th> <th>0</th> <th>-</th> <th>-</th> <th>-</th> <th>-</th> <th>-</th> <th>-</th> <th>-</th> <th>-</th> <th>1</th>	0	0	0	-	-	-	-	-	-	-	-	1									
														12/31	N.Y. Jets	p <th>0</th> <th>0</th> <th>0</th> <th>-</th> <th>-</th> <th>-</th> <th>-</th> <th>-</th> <th>-</th> <th>-</th> <th>-</th> <th>-</th>	0	0	0	-	-	-	-	-	-	-	-	-									
														2017 Totals										13/0	0	0	0	0.0	0.0	0	0	0	0	8			
														01/13	Tennessee	p <th>0</th> <th>0</th> <th>0</th> <th>-</th> <th>-</th> <th>-</th> <th>-</th> <th>-</th> <th>-</th> <th>-</th> <th>-</th> <th>-</th>	0	0	0	-	-	-	-	-	-	-	-	-									
														01/21	Jacksonville	p <th>0</th> <th>0</th> <th>0</th> <th>-</th> <th>-</th> <th>-</th> <th>-</th> <th>-</th> <th>-</th> <th>-</th> <th>-</th> <th>-</th>	0	0	0	-	-	-	-	-	-	-	-	-									
														02/04	Philadelphia	p <th>0</th> <th>0</th> <th>0</th> <th>-</th> <th>-</th> <th>-</th> <th>-</th> <th>-</th> <th>-</th> <th>-</th> <th>-</th> <th>1</th>	0	0	0	-	-	-	-	-	-	-	-	1									
														2017 Postseason										3/0	0	0	0	0.0	0.0	0	0	0	0	2			

# KING'S CAREER GAME-BY-GAME (CONT.)

2018	OPPONENT	P/S	TT	UT	A	S	YDS	INT	YDS	PD	FF	FR	SPT
09/09	Houston	p	0	0	0	-	-	-	-	-	-	-	1
09/16	at Jacksonville	p	0	0	0	-	-	-	-	-	-	-	1
09/23	at Detroit	p	0	0	0	-	-	-	-	-	-	-	-
09/30	Miami	p	0	0	0	-	-	-	-	-	-	-	-
10/04	Indianapolis	p	0	0	0	-	-	-	-	-	-	-	1
10/14	Kansas City	p	0	0	0	-	-	-	-	-	-	-	1
10/21	at Chicago	p	0	0	0	-	-	-	-	-	-	-	2
10/29	at Buffalo	p	0	0	0	-	-	-	-	-	-	-	2
11/04	Green Bay	p	0	0	0	-	-	-	-	-	-	-	1
11/11	at Tennessee	p	0	0	0	-	-	-	-	-	-	-	1
11/25	at N.Y. Jets	p	0	0	0	-	-	-	-	-	-	-	-
12/02	Minnesota	p	0	0	0	-	-	-	-	-	-	-	-

12/09	at Miami	p	0	0	0	-	-	-	-	-	-	-	1
12/16	at Pittsburgh	p	0	0	0	-	-	-	-	-	-	-	-
12/23	Buffalo												
12/30	N.Y. Jets	p	0	0	0	-	-	-	-	-	-	-	-
2018 Totals			16/0	0	0	0	0.0	0.0	0	0	0	0	11
01/13	L.A. Chargers	p	0	0	0	-	-	-	-	-	-	-	-
01/20	at Kansas City	p	0	0	0	-	-	-	-	-	-	-	1
02/03	at L.A. Rams	p	0	0	0	-	-	-	-	-	-	-	-
2018 Postseason			3/0	0	0	0	0.0	0.0	0	0	0	0	1

2019 Season: Injured Reserve

2020 Season: Physically Unable to Perform



## MATT LACOSSE



83 | TIGHT END

**HT:** 6-6 | **WT:** 255 | **Born:** 9/21/1992 | **Exp. (NFL/Patriots):** 5/2  
**GP/GS (Playoffs):** 33/14 (1/0) | **Acq:** FA-19  
**College:** Illinois | **Hometown:** Naperville, Ill.

### PRONOUNCED la-COSS

### CAREER TRANSACTIONS

Matt LaCrosse was signed by the New England Patriots as a free agent on March 15, 2019 ... Originally signed by N.Y. Giants as a rookie free agent (5/7/15) ... Released by N.Y. Giants (8/4/15) ... Signed by N.Y. Jets as a free agent (8/25/15) ... Released by N.Y. Jets (8/30/15) ... Signed by N.Y. Giants to the practice squad (11/4/15) ... Signed by N.Y. Giants to the 53-man roster from the practice squad (12/25/15) ... Released by N.Y. Giants (11/11/17) ... Signed by N.Y. Giants to the practice squad (11/14/17) ... Signed by Denver to the 53-man roster from the N.Y. Giants practice squad (12/12/17).

### SEASONAL REVIEWS

#### 2020 (0/0)

- Exercised his Reserve/Opt-Out decision and did not play the season.

#### 2019 (11/8, 1/0)

- Played in 11 regular-season games with eight starts and caught 13 passes for 131 yards and one touchdown.
- Saw his first career postseason action and contributed offensively and played limited snaps on special teams in the AFC Wild Card loss vs. Tennessee (1/4).
- Was inactive for four regular-season games due to injury and was active but did not play in the season-opening victory vs. Pittsburgh (9/8).
- Made his Patriots debut in a starting role at tight end and hauled in his first two passes as a Patriot for 33 yards in the win at Miami (9/15).
- Started and made one catch for an 8-yard touchdown in the win vs. Buffalo (12/21). The touchdown reception was the first for LaCrosse as a Patriot and the second of his career. LaCrosse became the 76th player to catch a touchdown pass from Tom Brady, extending the NFL record.

### SINGLE-GAME CAREER HIGHS

#### REGULAR SEASON:

<b>Receptions:</b>	5	vs. L.A. Chargers (12/30/18)
<b>Receiving Yards:</b>	44	vs. Houston (11/4/18)
<b>Receiving TDs:</b>	1	vs. Buffalo (12/21/19) vs. Pittsburgh (11/25/18)
<b>Long:</b>	44	vs. Houston (11/4/18)

#### 2018 (15/5 – DENVER)

- Played in 15 games with five starts and compiled 24 receptions for 250 yards and one touchdown.
- Was inactive due to injury at Oakland (12/24).
- Made his first start of the season at L.A. Chargers (11/18) and caught one pass for 9 yards.
- Caught three passes for 34 yards and his first career touchdown vs. Pittsburgh (11/25).

#### 2017 (2/0 – DENVER)

- Joined the Broncos 53-man roster from the Giants practice squad on Dec. 12 and played in two games.
- Did not accrue any statistics.

#### 2017 (3/1 – N.Y. GIANTS)

- Appeared in three games with one start before being released on Nov. 11 and added to the practice squad on Nov. 14. Did not accrue any statistics.

#### 2016 (0/0, 0/0 – N.Y. GIANTS)

- Suffered an injury in the preseason and spent the year on injured reserve.

#### 2015 (2/0 – N.Y. GIANTS)

- Spent time on the Giants practice squad before being added to the 53-man roster on Dec. 25.

- Posted three receptions for 22 yards in his NFL debut at Minnesota (12/27).

## COLLEGE

- Played in 47 games at Illinois and finished with 38 receptions for 397 yards and six touchdowns.
- Played 13 games as a senior and posted 14 receptions for 117 yards and three touchdowns.

- Appeared in 12 games as a junior and caught 20 passes for 237 yards and three touchdowns.

## PERSONAL

- Attended North High School in Naperville, Ill., where he was named to the *The Champaign News-Gazette* All-State team.

# MATT LACOSSE STATISTICS

POS: TE HT: 6-6 WT: 255 LBS YEAR: 5<sup>TH</sup> ACQ: FA-19 COLLEGE: ILLINOIS BORN: 9/21/92

## REGULAR SEASON RECEIVING STATISTICS

Year	Team	G/S	REC	YDS	AVG	LG	TD
2015	N.Y. Giants	2/0	3	22	7.3	10	0
2016	N.Y. Giants	0/0	Injured Reserve				
2017	N.Y. Giants	3/1	0	0	0.0	0	0
2017	Broncos	2/0	0	0	0.0	0	0
2018	Broncos	15/5	24	250	10.4	44	1
2019	Patriots	11/8	13	131	10.1	24	1
2020	Patriots	0/0	Reserve/Opt-Out				
<b>Totals – 4 Years</b>		<b>33/14</b>	<b>40</b>	<b>403</b>	<b>10.0</b>	<b>44</b>	<b>2</b>

## POSTSEASON RECEIVING STATISTICS

Year	Team	G/S	REC	YDS	AVG	LG	TD
2016	N.Y. Giants	0/0	Injured Reserve				
2019	Patriots	1/0	0	0	0.0	0	0
<b>Totals – 2 Years</b>		<b>1/0</b>	<b>0</b>	<b>0</b>	<b>0.0</b>	<b>0</b>	<b>0</b>

# LACOSSE'S CAREER GAME-BY-GAME

2015	OPPONENT	P/S	NO	YDS	AVG	LG	TD	2015	OPPONENT	P/S	NO	YDS	AVG	LG	TD
12/27	at Minnesota	p	3	22	7.3	10	0	12/15	Cleveland	S	4	43	10.8	14	0
01/03	Philadelphia	p	-	-	-	-	-	12/24	at Oakland			Inactive			
<b>2015 Totals</b>		<b>2/0</b>	<b>3</b>	<b>22</b>	<b>7.3</b>	<b>10</b>	<b>0</b>	12/30	L.A. Chargers	S	5	33	6.6	12	0
								<b>2018 Totals</b>		<b>15/5</b>	<b>24</b>	<b>250</b>	<b>10.4</b>	<b>44</b>	<b>1</b>

## 2016 Season: Injured Reserve

2017	OPPONENT	P/S	NO	YDS	AVG	LG	TD
10/15	at Denver	p	-	-	-	-	-
10/22	Seattle	S	-	-	-	-	-
11/05	L.A. Rams	p	-	-	-	-	-
12/24	at Washington	p	-	-	-	-	-
12/13	Kansas City	p	-	-	-	-	-
<b>2017 Totals</b>		<b>5/1</b>	<b>0</b>	<b>0</b>	<b>0.0</b>	<b>0</b>	<b>0</b>

2018	OPPONENT	P/S	NO	YDS	AVG	LG	TD
09/09	Seattle	p	-	-	-	-	-
09/16	Oakland	p	-	-	-	-	-
09/23	at Baltimore	p	-	-	-	-	-
10/01	Kansas City	p	1	17	17.0	17	0
10/07	at N.Y. Jets	p	2	19	9.5	11	0
10/14	L.A. Rams	p	1	7	7.0	7	0
10/18	at Arizona	p	1	12	12.0	12	0
10/28	at Kansas City	p	4	29	7.8	8	0
11/04	Houston	p	1	44	11.0	44	0
11/18	at L.A. Chargers	S	1	9	9.0	9	0
11/25	Pittsburgh	p	3	34	11.3	17	1
12/02	at Cincinnati	S	-	-	-	-	-
12/09	at San Francisco	S	1	3	3.0	3	0

2019	OPPONENT	P/S	NO	YDS	AVG	LG	TD
09/08	Pittsburgh			Did Not Play			
09/15	at Miami	S	2	33	16.5	23	0
09/22	N.Y. Jets			Inactive			
09/29	at Buffalo	p	-	-	-	-	-
10/06	at Washington	S	1	22	22.0	22	0
10/10	N.Y. Giants	S	-	-	-	-	-
10/21	at N.Y. Jets			Inactive			
10/27	Cleveland			Inactive			
11/03	at Baltimore			Inactive			
11/17	at Philadelphia	p	2	3	1.5	7	0
11/24	Dallas	p	1	5	5.0	5	0
12/01	at Houston	S	1	24	24.0	24	0
12/08	Kansas City	S	2	14	7.0	8	0
12/15	at Cincinnati	S	3	22	7.3	14	0
12/21	Buffalo	S	1	8	8.0	8t	1
12/29	Miami	S	-	-	-	-	-
<b>2019 Totals</b>		<b>11/8</b>	<b>13</b>	<b>131</b>	<b>10.1</b>	<b>24</b>	<b>1</b>
01/04	Tennessee	p	-	-	-	-	-
<b>2019 Postseason</b>		<b>1/0</b>	<b>0</b>	<b>0</b>	<b>0.0</b>	<b>0</b>	<b>0</b>

## 2020 Season: Reserve/Opt-Out



# HARVEY LANGI



## 48 | LINEBACKER

**HT:** 6-2 | **WT:** 250 | **Born:** 9/24/1992 | **Exp. (NFL/Patriots):** 4/2

**GP/GS (Playoffs):** 31/9 (0/0) | **Acq:** FA-21

**College:** Brigham Young | **Hometown:** South Jordan, Utah

### PRONOUNCED *laun-GEE*

### CAREER TRANSACTIONS

Harvey Langi was signed by the New England Patriots as a free agent on May 10, 2021 ... Originally signed by New England as a rookie free agent (5/5/17) ... Released by New England (9/1/18) ... Signed by N.Y. Jets to the practice squad (10/1/18) ... Released by N.Y. Jets from the practice squad (10/18/18) ... Signed by N.Y. Jets as a free agent (1/8/19) ... Re-signed by N.Y. Jets as an unrestricted free agent (3/17/20).

### SEASONAL REVIEWS

#### 2020 (14/6 – N.Y. JETS)

- Appeared in 14 games with six starts for the Jets and registered 57 tackles, one pass defended, one fumble recover and three special teams tackles.
- Missed the final two games of the season after being placed on injured reserve on Dec. 22.
- Made his first start of the season vs. New England (11/9) and posted the first double-digit tackle game of his career with 10 stops.
- Registered a single-game career-high 11 tackles at L.A. Chargers (11/22).
- Started at linebacker for the third consecutive contest vs. Miami (11/29) and tallied eight tackles and one fumble recovery.

#### 2019 (16/3 – N.Y. JETS)

- Appeared in all 16 games with three starts and totaled eight tackles on defense and eight special teams tackles.
- Made his first NFL start in the season-opener vs. Buffalo (9/8) and defended one pass.
- Started at linebackers at New England (9/22) and made three tackles.
- Registered three tackles in a reserve role vs. N.Y. Giants. (11/10).

#### 2018 (0/0 – N.Y. JETS)

- Went to training camp with New England and was released prior to the start of the regular season.

- Signed by N.Y. Jets to the practice squad on Oct. 1 and was released on Oct. 18.

#### 2017 (1/0, 0/0)

- Was one of four undrafted free agents, along with DL Adam Butler, OL Cole Croston and TE Jacob Hollister, to make the 53-man roster coming out of training camp.
- Appeared in one regular-season game as a reserve and made one special teams tackle. Sustained injuries in a car accident that ended his season when he was placed on the reserve/non-football injury list on Oct. 25.
- Was inactive in the season opener vs. Kansas City (9/7), vs. Houston (9/24) vs. Carolina (10/1) and at Tampa Bay (10/5).
- Made his first career appearance and played sparingly as a reserve linebacker while contributing mostly on special teams with one special teams tackle in the victory at New Orleans (9/17).
- Was inactive due to injuries sustained in a car accident two days before the win at N.Y. Jets (10/15) and vs. Atlanta (10/22).

### COLLEGE

- Began his collegiate career as a running back at Utah before leaving on a church mission the following summer.
- Transferred to BYU and converted to linebacker the following year.
- Appeared in 36 games over three seasons at BYU and registered 139 tackles, 6½ sacks, two interceptions, one forced fumble and three passes defended.

### PERSONAL

- Led Bingham High School (Utah) to back-to-back 5A state championships in 2009 and 2010, earning all-state accolades in both seasons.
- Registered 570 rushing attempts for 4,289 yards and 55 touchdowns during his high school career at running back.
- Hails from a large family, with five brothers and three sisters.
- Harvey and his wife, Cassidy, have two children.

# HARVEY LANGI STATISTICS

POS: LB HT: 6-2 WT: 250 LBS YEAR: 4<sup>TH</sup> ACQ: FA-21 COLLEGE: BRIGHAM YOUNG BORN: 9/24/92

## REGULAR SEASON DEFENSIVE STATISTICS

Year	Team	G/S	TT	TACKLES			YDS	NO	INTERCEPTIONS					MISCELLANEOUS				
				UT	A	S			YDS	AVG	LG	TD	PD	FF	FR	YDS	TD	SPT
2017	Patriots	1/0	0	0	0	0.0	0.0	0	0	0.0	0	0	0	0	0	0	0	1
2018	Jets																	
2019	Jets	16/3	8	5	3	0.0	0.0	0	0	0.0	0	0	1	0	0	0	0	8
2020	Jets	14/6	57	34	23	0.0	0.0	0	0	0.0	0	0	1	0	1	0	0	3
Totals – 3 Years		31/9	65	39	26	0.0	0.0	0	0	0.0	0	0	2	0	1	0	0	12

## POSTSEASON DEFENSIVE STATISTICS

Year	Team	G/S	TT	TACKLES			YDS	NO	INTERCEPTIONS					MISCELLANEOUS				
				UT	A	S			YDS	AVG	LG	TD	PD	FF	FR	YDS	TD	SPT
2017	Patriots																	
Totals – 1 Year		0/0	0	0	0	0.0	0.0	0	0	0.0	0	0	0	0	0	0	0	0

# MARCUS MARTIN




**66 | OFFENSIVE LINE**

**HT:** 6-3 | **WT:** 321 | **Born:** 11/29/1993 | **Exp. (NFL/Patriots):** 6/2

**GP/GS (Playoffs):** 29/24 (0/0) | **Acq:** FA-20

**College:** Southern California | **Hometown:** Los Angeles, Calif.



## CAREER TRANSACTIONS

Marcus Martin was signed by the New England Patriots as a free agent on Dec. 28, 2020 ... Originally drafted by San Francisco in the third round (70th overall) of the 2014 NFL Draft ... Released by San Francisco (3/8/17) ... Claimed off waivers from San Francisco and awarded to Cleveland (3/9/17) ... Signed by Dallas as an unrestricted free agent from Cleveland (3/26/18) ... Signed by Seattle as a free agent (5/9/19) ... Released by Seattle (8/31/19) ... Signed by Detroit to the practice squad (9/23/20) ... Elevated by Detroit to the 53-man roster from the practice squad (11/6/20) ... Reverted to the Detroit practice squad (11/8/20) ... Elevated by Detroit to the 53-man roster from the practice squad (12/19/20) ... Reverted to the Detroit practice squad (12/21/20) ... Released by Detroit (12/22/20).

## SEASONAL REVIEWS

### 2020 (1/0 – NEW ENGLAND)

- Signed by New England prior to the season-finale win vs. N.Y. Jets (1/3) and played one snap on special teams.

### 2020 (2/0 – DETROIT)

- Joined the Lions practice squad on Sept. 23 and was elevated to the 53-man roster on Nov. 6 and elevated to the 53-man roster on Dec. 19.
- Played in two games as a reserve before being released on Dec. 22.

### 2019 (0/0)

- Spent the 2019 offseason with Seattle and went to training camp with the team before being released on Aug. 31. Spent the season out of football.

### 2018 (0/0 – DALLAS)

- Spent the season on injured reserve after suffering an injury in the preseason opener.

### 2017 (0/0 – CLEVELAND)

- Did not play in any games for the Browns. Was inactive for 15 games and active but did not play for another.

### 2016 (4/2 – SAN FRANCISCO)

- Appeared in four games with two starts at left guard before being placed on injured reserve on Dec. 31.

### 2015 (14/14 – SAN FRANCISCO)

- Started all 14 games he played in for the 49ers - 13 at center and one at right guard.

### 2014 (8/8 – SAN FRANCISCO)

- Started all eight games he appeared in for the 49ers at center and committed one penalty.
- Spent the first half of the season on injured reserve after suffering an injury during the preseason.

## COLLEGE

- Started 33-of-38 games at USC, earning multiple awards on the offensive line.
- As a junior in 2013, was named team captain and earned consensus first-team All-Pac-12 honors and Trojan Offensive Lineman of the Year after assisting a Trojans ground game that registered 2,419 yards and 29 touchdowns.
- Started 10 games as a sophomore in 2012 on an offensive line that ranked first in the Pac-12.
- Started 10 games as a freshman in 2010 and earned first-team freshman All-American honors from The Sporting News, College Football News and CBSSports.com.

## PERSONAL

- Attended Crenshaw High School in Los Angeles, where he helped lead the team to its first Division I title in 2009.
- Also played basketball in high school.
- Majorred in American studies and ethnicity at USC.





# SHAQ MASON

## 69 | OFFENSIVE LINE

**HT:** 6-1 | **WT:** 310 | **Born:** 8/28/1993 | **Exp. (NFL/Patriots):** 7/7  
**GP/GS (Playoffs):** 88/83 (12/12) | **Acq:** D4c-15 (131st)  
**College:** Georgia Tech | **Hometown:** Columbia, Tenn.

**SUPER BOWLS:** 16, 18

### CAREER TRANSACTIONS

Shaq Mason was drafted by the New England Patriots in the fourth round (131st overall) of the 2015 NFL Draft.

### CAREER HIGHLIGHTS

- Started at right guard in three consecutive Super Bowl games, earning victories in Super Bowl LI vs. Atlanta and LIII vs. the Los Angeles Rams.
- Selected to the New England Patriots 2010s All-Decade Team at guard.
- Key contributor for an offense that finished in the top-10 in total offense during each of his first four seasons (2015-sixth; 2016-fourth; 2017-first; 2018-fifth).

### SEASONAL REVIEWS

#### 2020 (13/13)

- Started all 13 games he played at right guard as part of an offense that finished fourth in the NFL in total rushing yards (2,346) and rush yards per game (146.6). The 2,346 yards rushing and 4.67 average yards per rush marked the fourth-highest totals in team history.
- Was inactive due to injury at Kansas City (10/5) and for the season-finale vs. N.Y. Jets (1/3). Also missed the Week 6 matchup vs. Denver (10/18) after being placed on COVID/Reserve.
- Started at right guard as part of an offensive line that helped pave the way for 217 yards rushing in the season-opening win vs. Miami (9/13).
- Started at right guard and played a key role in blocking for the Patriots 250 yards rushing vs Las Vegas (9/27).
- Returned to the lineup after missing two games, starting at right guard vs. San Francisco (10/25).
- Played all 58 offensive snaps at guard in a Week 10 win vs Baltimore (11/15). Helped play a key role in blocking for the Patriot run game that racked up 173 yards from scrimmage.

#### 2019 (15/15, 1/1)

- Started at right guard for 15 regular-season games and the AFC Wild Card Playoff vs. Tennessee (1/4).
- Was inactive due to injury in the win vs. Cleveland (10/27).

#### 2018 (14/14, 3/3)

- Started at right guard in all 14 games he appeared in, missing two games due to injury.
- Started at right guard in all three postseason contests, including the Super Bowl LIII victory vs. the Los Angeles Rams (2/3).

### EXTRA POINTS

- Shaq's full name is Shaquille Olajuwon Mason, given to him by his mother as an ode to former NBA greats Shaquille O'Neal and Hakeem Olajuwon.

#### 2017 (16/16, 3/3)

- Started at right guard in all 16 regular-season games as part of an offense that led the NFL in total offense and passing yards and finished second in scoring.
- Started at right guard in all three postseason contests, including Super Bowl LII vs. Philadelphia (2/4).

#### 2016 (16/15, 3/3)

- Played in all 16 regular-season games, starting the final 15 at right guard.
- Started all three postseason contests at right guard.
- Rotated in at right guard with Ted Karras in the win at Arizona (9/11).
- Made his first NFL regular-season start at right guard and rotated back in with Ted Karras in the win vs. Miami (9/18).

#### 2015 (14/10, 2/2)

- Played in 14 regular-season games with 10 starts at left guard. Also saw limited action at fullback in short-yardage situations.
- Rotated in at left guard with Josh Kline in games where he did not start.
- Started both playoff contests at right guard after Tre' Jackson was placed on injured reserve.
- Was inactive due to injury vs. N.Y. Jets (10/25) and vs. Miami (10/29).
- Made his first career start at left guard in the win at Buffalo (9/20).
- Started at left guard and took snaps at fullback in goal-line situations in the win vs. Washington (11/8). Despite injuries and changes to the rotation, the Patriots rushed for 161 yards and did not allow a sack in the game.
- Made his postseason debut starting at right guard in the playoff victory vs. Kansas City (1/16).
- Started at right guard, playing every offensive snap, in the AFC Championship at Denver (1/24).

### COLLEGE

- Earned numerous accolades in his college career, including 2014 First Team All-America honors by *USA Today*. Was also named to the 2014 All-ACC Team by ESPN, the 2013 All-ACC First Team by Sporting News and won ACC Offensive lineman of the Week on four separate occasions.

**PERSONAL**

- Full name is Shaquille Oluajun Mason, but goes by "Shaq."
- Mother is Alicia McGuire and has one sibling, Dee James.
- Helped Columbia Central to a runner-up finish in Tennes-

see 5A playoffs in 2009 and state championship in 2010.

- Named all-state and all-district in 2009 and 2010 and was selected to play in the Tennessee East-West All-Star Game.
- Majored in business administration at Georgia Tech.



# DEVIN McCOURTY



## 32 | DEFENSIVE BACK

**HT:** 5-10 | **WT:** 195 | **Born:** 8/13/1987 | **Exp. (NFL/Patriots):** 12/12

**GP/GS (Playoffs):** 171/171 (23/23) | **Acq:** D1-10 (27th)

**College:** Rutgers | **Hometown:** Nyack, N.Y.



**PRO BOWLS:** 10, 14, 16, 17



**SUPER BOWLS:** 14, 16, 18

**CAREER TRANSACTIONS**

Devin McCourty was re-signed by the New England Patriots as an unrestricted free agent on March 10, 2015 ... Originally drafted by New England in the first round (27th overall) of the 2010 NFL Draft.

**CAREER HIGHLIGHTS**

- Has been named a team co-captain 10 consecutive seasons (2011-20).
- Selected to the New England Patriots 2010s All-Decade Team at safety.
- Selected to his first Pro Bowl in his first season, becoming the fourth Patriots player to be selected as a rookie (Mike Haynes, 1976; John Stephens, 1988; Curtis Martin, 1995).
- Also earned Pro Bowl honors in 2014, 2016 and 2017.
- Earned Associated Press All-Pro Second Team honors at safety in 2013 and 2016 and Second Team All-Pro honors as a rookie in 2010 when he played cornerback, joining Pro Football Hall of Famers Rod Woodson and Ronnie Lott as the only NFL players to earn All-Pro honors at both safety and cornerback.
- His seven interceptions in 2010 are the second-most by a Patriots rookie in franchise history and tied for second in the NFL in 2010.
- Entering the 2021 season, has started every NFL game that he has played in, regular season and playoffs.
- Began his pro career at cornerback (2010-11) before playing corner and safety in 2012 and making the full transition to safety in 2013.
- Became one of just eight players in NFL history to start in at least five Super Bowls, joining Tom Brady (10), Patrick Chung (5), Matt Light (5), Rob Gronkowski (5), Charles Haley (5), Cornelius Bennett (5) and John Elway (5).

**SEASONAL REVIEWS****2020 (16/16)**

- Elected team co-captain by his teammates for the 10th straight year.
- Started all 16 games at safety and totaled 68 tackles, two interceptions (one returned for a touchdown) and six passes defended. Also returned a blocked field goal 44 yards for a touchdown.

**EXTRA POINTS**

- After being selected by the Patriots in the first round of the 2010 NFL Draft, CB Devin McCourty became part of a select group in league history. McCourty's identical twin brother, Jason, joined the Patriots in 2018 for his 10th NFL season. The two became the 12th set of twins to play in the NFL. In Week 1 of 2018, they became the first set of twins to play together on the same team since 1926 when Gene and Tom Golsen suited up together for the Louisville Colonels. Shaquill and Shaquem Griffin of Seattle also accomplished the unique occurrence in Week 1 of 2018.
- Devin and Jason were cornerbacks in the Rutgers secondary from 2005-08. Devin redshirted for the 2005 season and was a year behind his brother in eligibility. Devin became the second twin to suit up for the Patriots, after CB Kato Serwanga was a member of the team from 1998-2000. His twin brother, Jason, played for San Francisco and Minnesota from 1999-2001. According to McCourty's mother, the two can only be told apart by tiny scars on their faces left by chickenpox. For their wives, the twins' seasons together has been a dream come true.
- In 2013, Devin and Jason, partnered with Embrace Kids Foundation and launched "Tackle Sickle Cell," a campaign that aims to educate the public, increase blood donations and raise money and awareness for the fight against sickle cell disease.
- During the 2016 offseason, Devin and Jason were enshrined in the Rutgers University Hall of Distinguished Alumni. During the 2019 offseason, Devin and Jason were invited back to deliver the commencement address to the Rutgers University graduating class.

- Intercepted Russell Wilson on the third play of the game and ran it back for a 43-yard touchdown, the second pick-six of his career and third overall touchdown. Added one tackle at Seattle (9/20).
- Posted a season-high eight tackles and added a 19-yard interception and a pass defended vs. San Francisco (10/25).
- Returned a blocked field goal by Cody Davis 44 yards for a touchdown in the second quarter of the win at L.A. Chargers (12/6). It was the first blocked field goal returned

## ROOKIE LEADER

Devin McCourty tied for second in the NFL and led all rookies with seven interceptions in 2010. The seven interceptions by a Patriots rookie are second to the eight recorded by Mike Haynes in 1976.

### **MOST INTERCEPTIONS BY A PATRIOTS ROOKIE**

Player	Interceptions	Year
Mike Haynes	8	1976
<b>Devin McCourty</b>	<b>7</b>	<b>2010</b>

### **2010 NFL INTERCEPTION LEADERS**

Player (Team)	Interceptions
Ed Reed (Baltimore)	8
<b>Devin McCourty (New England)</b>	<b>7</b>
Troy Polamalu (Pittsburgh)	7
Asante Samuel (Philadelphia)	7

for a touchdown for the Patriots since DB Kyle Arrington returned a blocked field goal 62 yards for a touchdown vs. Miami on Dec. 14, 2014. Also made four total tackles.

## 2019 (16/16, 1/1)

- Named a team co-captain for the ninth straight year.
- Named September AFC Defensive Player of the Month after intercepting a pass in each of the first four games of the season. The achievement tied a team record for most consecutive games with at least one interception. Mike Haynes set the original mark with a pick in four straight games in 1976.
- Started all 16 regular-season games at safety and tallied 58 tackles, five interceptions, seven passes defended, two forced fumbles and one fumble recovery as part of a defense that finished No. 1 in the NFL in total defense (275.9 yards per game) and scoring (14.1 points allowed per game).
- Started at safety in the AFC Wild Card Playoff vs. Tennessee (1/4) and posted six tackles.
- Started and finished with six total tackles, two passes defended and added a fourth-quarter interception in the end zone of QB Ben Roethlisberger in the season-opening victory vs. Pittsburgh (9/8).
- Started at safety and was a key contributor on defense, making two tackles while adding a pass defended and an interception in the victory at Miami (9/15).
- Started and made an interception that was returned for 24 yards while also adding a pass defended in the win vs. N.Y. Jets (9/22). It was his third straight game with an interception and the second time in his career he has accomplished the feat after going three straight games with a pick as a rookie in 2010.
- Tied a franchise record with an interception in his fourth consecutive game to go along with five tackles and a pass defended in the win at Buffalo (9/29). His first-quarter interception of QB Josh Allen led to the Patriots lone offensive touchdown drive of the game and made him the first player in the NFL since 2003 to record an interception in each of his team's first four games of the season.
- Started and recorded his fifth interception of the season,

## HONORS & AWARDS

**2020:** Team Captain

**2019:** Team Captain, AFC Defensive Player of the Month (September)

**2018:** Team Captain

**2017:** NFL Pro Bowl, Team Captain

**2016:** Associated Press All-Pro: Second Team, PFWA All-AFC Team, Pro Bowl, Team Captain

**2015:** Team Captain

**2014:** Team Captain, NFL Pro Bowl, Pro Football Writer's Association All-AFC Team

**2013:** Team Captain, Associated Press All-Pro: Second Team

**2012:** Team Captain, AFC Special Teams Player of the Week (Wk. 7)

**2011:** Team Captain

**2010:** Pro Bowl, Associated Press All-Pro: Second Team, Peter King's SI.com All-Pro, Pro Football Weekly/PFWA All-Rookie Team, The Sporting News All-Pro Team

also finished with three tackles and one pass defended in the win at N.Y. Jets (10/21). His fifth interception of the year marked the third time he's recorded five-plus interceptions in a season during his career (2010, 2012). His 26 career interceptions are eighth-most in franchise history.

- Started at safety and made one tackle along with recovering a fumble forced by Jonathan Jones in the win vs. Cleveland (10/27).
- Made a season-high seven tackles in the loss at Baltimore (11/3).
- Made his 150th career start, recording four tackles and forcing a fumble in the win vs. Dallas (11/24).
- Made a game-high seven tackles in the loss vs. Kansas City (12/8). Forced a fumble that was recovered by CB Stephon Gilmore and led to a Patriots field goal.

## 2018 (16/16, 3/3)

- Named a co-captain for the eighth straight year.
- Started all 16 regular-season games and finished with 77 tackles, four passes defended, an 84-yard interception return for a touchdown, a forced fumble and two fumble recoveries. Also added five special teams tackles.
- Started all three postseason contests and totaled 12 tackles with two passes defended.
- Made the start at safety and helped lead a secondary that held QB Ryan Tannehill to just 100 yards passing, while also adding three tackles in the win vs. Miami (9/30).
- Started and finished with a team-high 14 tackles, while also recovering a fumble he forced himself by stripping RB Jordan Wilkins of the ball in the third quarter in the victory vs. Indianapolis (10/4).
- Started at safety and made two tackles while also adding a game-changing, 84-yard interception return for a touchdown that helped seal a victory for the Patriots in the matchup at Buffalo (10/29). McCourty leapt in front of a late fourth quarter pass by QB Derek Anderson with the Patriots holding an 18-6 lead, which effectively sealed the victory by giving the Patriots a three-score lead with less

## SUPER BOWL STARTER

With his start at safety in Super Bowl LIII vs. the Los Angeles Rams, Devin McCourty joined seven other players in NFL history to start at least five Super Bowls.

### MOST STARTS IN A SUPER BOWL

Player	SB Starts
Tom Brady	10
<b>Devin McCourty</b>	<b>5</b>
Cornelius Bennett	5
Patrick Chung	5
John Elway	5
Rob Gronkowski	5
Charles Haley	5
Matt Light	5

than six minutes remaining in the game.

- Started and finished with a game-high seven tackles as part of a secondary that limited the Vikings passing attack to just 201 yards in the win vs. Minnesota (12/2). Also added a special teams tackle.
- Started and made two tackles, a pass defended and recovered a fumble before exiting the game in the third quarter due to injury in the win vs. N.Y. Jets (12/30). McCourty's second quarter fumble recovery led to a New England touchdown drive that opened up a three-score lead and put the game out of reach.
- Started and finished with a team-high seven tackles while also adding two passes defended in the AFC Divisional Playoff victory vs. L.A. Chargers (1/13).
- Made the start at safety and finished with two total tackles in the Super Bowl LIII victory vs. the Los Angeles Rams (2/3).

### 2017 (16/16, 3/3)

- Named a co-captain for the seventh-straight year.
- Earned his fourth career Pro Bowl invitation.
- Started all 16 regular-season games and tied a career-high with 94 tackles, notched one sack and one interception, defended five passes and recovered one fumble. Also had three special teams tackles and returned two kickoffs for 15 yards.
- Started all three postseason contests and posted 17 tackles and two passes defended.
- Started at safety and led the team with 10 tackles and added a fumble recovery on the opening drive of the season-opener vs. Kansas City (9/7).
- Started at safety and totaled 10 tackles in the victory while playing every defensive snap of the win vs. Houston (9/24).
- Made the start at safety and led the team with a sea-

## ELITE ALL-PRO COMPANY

Devin McCourty earned Associated Press All-Pro Second Team honors at safety for his performance in 2013 and 2016. He also earned Second Team All-Pro Honors as a rookie in 2010 when he played cornerback. McCourty joins Pro Football Hall of Famers Rod Woodson and Ronnie Lott as the only NFL players to earn All-Pro honors at both safety and cornerback.

son-high 11 tackles in the victory at Tampa Bay (10/5).

- Totaled five tackles while also adding a pass defended and an interception of QB Josh McCown in the victory at N.Y. Jets (10/15).
- Started and tied for the team lead with seven tackles, while also adding an 11-yard sack of QB Jay Cutler at Miami (12/11).
- Started at safety and finished with seven tackles and added two passes defended in Super Bowl LII vs. Philadelphia (2/4).

### 2016 (16/16, 3/3)

- Named a co-captain for the sixth straight year.
- Selected to his third career Pro Bowl and earned Associated Press All-Pro: Second Team honors for the third time in his career.
- Started all 16 regular-season games and totaled 78 tackles, one interception, seven passes defended, one forced fumble, one fumble recovery and five special teams tackles. Also returned two kickoffs for 9 yards.
- Started all three playoff games and posted 14 tackles, one interception and one pass defended.
- Led the team with nine tackles and one special teams tackle after making the start at safety in the season-opening win at Arizona (9/11).
- Recorded his first interception of the season and added a pass defended as well as four total tackles in the win vs. Baltimore (12/12).
- Recovered a fumble by wide receiver Jordan Norwood with 23 seconds remaining to secure the win at Denver (12/18). Finished the game with five tackles and one pass defended.
- Combined for a team-leading seven tackles and forced a key fourth-quarter fumble of RB Damien Williams at the New England 9-yard line that was recovered by LB Shea McClellin and returned 69 yards to help put the game away in the victory at Miami (1/1).
- Picked off a Houston pass in the third quarter of the Divisional Round victory vs. Houston (1/14) to mark his second postseason interception. Added five total tackles and one pass defended.

### 2015 (14/14, 2/2)

- Named a co-captain for the fifth straight year.
- Started all 14 regular-season games he played and amassed 63 tackles, one sack, one interception, five passes defended and two special teams tackles.

## RECORD RETURNING

Devin McCourty had a 104-yard kickoff return for a touchdown in the first quarter vs. the Jets (10/21/12), the second longest kickoff return in team history. Ellis Hobbs has the longest in team history with a 108-yard return for a touchdown at the New York Jets on Sept. 9, 2007. He was named AFC Special Teams Player of the Week for his performance.

### LONGEST KICKOFF RETURNS IN PATRIOTS HISTORY

Ellis Hobbs	108TD at N.Y. Jets (9/9/07)
<b>Devin McCourty</b>	<b>104TD vs. N.Y. Jets (10/21/12)</b>

## PICK LEADER

McCourt's 28 regular season interceptions since he entered the league in 2010 are tied for the sixth-most in the NFL over that span.

### NFL INTERCEPTION LEADERS SINCE 2010

Player	Team(s)	Interceptions
Richard Sherman	SEA/SF	36
Reggie Nelson	CIN/OAK	31
Marcus Peters	KC/LAR/BAL	31
Earl Thomas III	SEA/BAL	30
Joe Haden	CLE/PIT	29
<b>Devin McCourty</b>	<b>New England</b>	<b>28</b>
Patrick Peterson	Arizona	28
Harrison Smith	Minnesota	28
Brent Grimes	ATL/MIA/TB	26
Aqib Talib	TB/NE/DEN/LAR	26
Janoris Jenkins	NY Giants/Stl/NO	26

- Started both postseason contests and posted seven tackles and two passes defended.
- Was inactive vs. Tennessee (12/20) and at N.Y. Jets (12/27) due to injury.
- Made his first interception of the season when he picked off Blake Bortles in the second quarter of the win vs. Jacksonville (9/27) and returned it for 27 yards.
- Started at safety, playing every defensive snap, and recorded a season-high nine tackles in the win at Indianapolis (10/18).
- Recorded three tackles on defense and one on special teams in the win vs. Miami (10/29). Also sacked Ryan Tannehill for a 13-yard loss, the second sack of his career and first since his rookie season.

### 2014 (16/16, 3/3)

- Named a co-captain for the fourth straight year.
- Earned his second career Pro Bowl invitation and was named to the Pro Football Writer's Association All-AFC Team.
- Started all 16 regular-season games at safety and registered 72 tackles, two interceptions, six passes defended, one forced fumble, two fumble recoveries and two special teams tackles.
- Started all three postseason contests and posted nine tackles, one interception, three passes defended and one special teams tackle.
- Returned a first-quarter interception 60 yards to the Vikings 1-yard line to set up a Patriots touchdown in the win at Minnesota (9/14). It is the longest interception return of his career; the previous long was a 50-yard return as a rookie in 2010 at Detroit (11/25) on Thanksgiving Day.
- Intercepted Andrew Luck at the Patriots 22-yard line and returned it 10 yards in the win at Indianapolis (11/16). Also posted three tackles.
- Started at safety and tallied a season-high nine tackles at Green Bay (11/30).
- Registered three tackles, two passes defended, one special teams stop and his first career postseason interception

in the AFC Divisional win vs. Baltimore (1/10).

- Started at safety and played 52 of 53 defensive snaps in the Super Bowl XLIX win vs. Seattle (2/1), finishing the game with five tackles.

### 2013 (15/15, 2/2)

- Named a co-captain for the third straight year.
  - Earned Associated Press All-Pro Second Team honors for the second time.
  - Started 15 regular-season games and registered 75 tackles, one interception, nine passes defended, two forced fumbles, one fumble recovery and two special teams tackles. Also returned seven kickoffs for 132 yards.
  - Started both playoff contests and compiled nine tackles and one special teams tackle.
  - Was inactive for the regular-season finale vs. Buffalo (12/29) due to injury.
  - Made three tackles, defended a pass and returned a first-quarter fumble, the first fumble recovery of his career, 44 yards that led to a Patriots field goal vs. N.Y. Jets (9/12).
  - Registered a season-high 12 tackles at Atlanta (9/29), the fifth double-digit tackle effort of his career. Also forced a fumble that went out of bounds.
  - Made double-digit tackles (11) for the second straight game at Cincinnati (10/6) and forced a fumble. Also stepped in on kickoffs for an injured Leon Washington, returning three kicks for 74 yards.
  - Compiled five tackles vs. Miami (10/27) and initiated a fourth-quarter interception by tipping an errant Ryan Tannehill pass along the sideline to Marquice Cole, who hauled in the interception.
  - Tallied five tackles and a first-quarter interception vs. Pittsburgh (11/3) that set up a Patriots touchdown on the ensuing play.
  - Started at safety at Baltimore (12/22) and left in the third quarter with a head injury and did not return. Made three tackles and defended two passes before leaving the game.
  - Led the defense with nine tackles in the AFC Championship Game at Denver (1/19).
- ### 2012 (16/16, 2/2)
- Elected a team co-captain by his teammates for the second consecutive season. Played both cornerback and safety and was utilized as a kick returner.
  - Started all 16 regular-season games and accumulated 89 tackles, five interceptions, 13 passes defended and two forced fumbles - one on defense, one on special teams. Also returned 27 kickoffs for 654 yards and his first career touchdown - a 104-yard return vs. N.Y. Jets (10/21).
  - Started both playoff games and compiled 15 tackles and one special teams tackle.
  - Began the season as the starter for the first six games at left cornerback, and moved to a starter at safety for the next eight games with the injuries to Patrick Chung and the acquisition of Aqib Talib. Moved back to start at left cornerback for the final two regular-season contests due to injuries in the secondary.
  - Three of his five interceptions came in the Patriots end zone to stop a driving opponent: vs. Buffalo (11/11), vs.

Houston (12/10) and vs. San Francisco (12/16).

- Started at cornerback, was second on the team with seven tackles and led the team with two passes defended in the season-opening win at Tennessee (9/9).
- Led the defense with four passes defended at Baltimore. (9/23). Also made seven tackles.
- Started and made six tackles and intercepted two passes in the win at Buffalo (9/30). McCourty returned the second pick 34 yards deep into Bills territory and the offense converted the turnover into a touchdown. It was the second two-interception game of his career.
- Returned a first quarter kickoff 104 yards for a touchdown, marking the second-longest kickoff return in Patriots history, a key play in the Patriots overtime win vs. N.Y. Jets (10/21). Forced to start at safety due to injuries in the secondary and made three tackles.
- Started his third straight game at safety and registered a season-high nine tackles, intercepted a Bills pass to seal the win on the final drive and forced a fumble on the goal line vs. Buffalo (11/11).
- Compiled a season-high tying nine tackles on defense and forced a fumble on special teams that was returned by Julian Edelman for a touchdown in the win at N.Y. Jets (11/22).
- Had a key interception in the win over Houston (12/10) in the Patriots end zone in the first quarter that led to a Patriots touchdown.
- Picked off a pass in the end zone for the second straight week vs. San Francisco (12/16) to accompany his four tackles.
- Shifted to left cornerback due to injuries in the secondary for the win at Jacksonville (12/23) and made five tackles.

## 2011 (14/14, 3/3)

- Started all 14 of the games he played, missing two due to injury. Finished the season with 94 tackles, two interceptions, 13 passes defended and five special teams tackles.
- Saw limited action at safety.
- Started all three playoff games and made 19 tackles.
- Recorded his first interception of the season at the Patriots 2-yard line on a deep Matt Moore pass. Added nine tackles and a career-high four passes defended vs. Miami (12/24).
- Started Super Bowl XLVI vs. N.Y. Giants (2/5) and made seven tackles.

## 2010 (16/16, 1/1)

- Selected to his first Pro Bowl, becoming the fourth Patriots player to be selected as a rookie (Mike Haynes, 1976; John Stephens, 1988; Curtis Martin, 1995).
- Named to the Associated Press All-Pro Second Team.
- Started all 16 regular-season games and the playoff game vs. N.Y. Jets (1/16).
- Finished his rookie season with 83 tackles, one sack, 17 passes defended (tied for seventh in the league), two forced fumbles and a team-high seven interceptions - the second-most by a Patriots rookie behind Mike Haynes (eight in 1976). The seven interceptions tied for second in the NFL.
- Played in and started his first NFL game in the season

opener vs. Cincinnati (9/12), recording six tackles and a pass defended.

- Registered his first NFL interception at San Diego (10/24) on a Philip Rivers pass in the second quarter.
- Made a game-changing interception vs. Minnesota (10/31) off a Brett Favre pass intended for Percy Harvin at the Patriots 26-yard line and returned it 37 yards. He also broke up a potential 59-yard touchdown pass from Favre to Harvin as well as a goal-line pass to Greg Lewis in the fourth quarter in a 28-18 win.
- Intercepted a Peyton Manning pass vs. Indianapolis (11/21) in the third quarter at the Patriots 39-yard line and batted down another Manning pass in the first quarter in a 31-28 win.
- Recorded two interceptions on Thanksgiving at Detroit (11/25), picking off a Shaun Hill pass in the third quarter and returning it 23 yards to the Detroit 26-yard line, resulting in a Patriots touchdown four plays later. Also intercepted Hill in the fourth quarter, returning it 50 yards to the Detroit 12-yard line, setting up another Patriots touchdown.
- Registered an interception for the third consecutive game vs. N.Y. Jets (12/6) after picking off Mark Sanchez at the New England 6-yard line in the third quarter.
- Forced a Johnny Knox fumble at Chicago (12/12) in the second quarter that Gary Guyton recovered and returned 35 yards for a touchdown in a 36-7 win.
- Recorded his first career sack vs. Green Bay (12/19), bringing down Matt Flynn for a 4-yard loss on first down in the fourth quarter, starting off a defensive series in which the Patriots forced a key three-and-out while trailing 27-24 in a 31-27 win. Finished with two passes defended and 11 tackles, including a stop of John Kuhn for no gain on second-and-goal from the 1-yard line in the fourth quarter, helping to force a Packers field goal.
- Forced a Ryan Fitzpatrick fumble on a 14-yard scramble that was recovered by Eric Moore at the New England 37-yard line at Buffalo (12/26).
- Intercepted a Chad Henne pass vs. Miami (1/2) on the fifth play of the game at the Patriots 47-yard line.

## COLLEGE

- Started 39-of-52 games at cornerback at Rutgers, recording 238 tackles (149 solos) with a 4-yard sack, 14 stops for minus-34 yards, two pressures, two forced fumbles and five fumble recoveries.
- Deflected 27 passes and intercepted six for 105 yards in returns (17.5 avg.) and two touchdowns. Also blocked seven kicks (six punts, one field goal) for 102 yards in returns, as six blocks led to Rutgers scoring drives.
- His 49 tackles on special teams were the most by a Big East player during the span of the 2006-09 seasons.
- His two interception returns for touchdowns are tied for seventh on the conference season-record list.
- His 98-yard kickoff return vs. UConn in 2009 tied Hall Conors (vs. Maryland in 1998) for the third-longest kickoff return in school history.
- Academic All-Big East Conference in 2006 and 2007.
- Earned The NFL Draft Report All-American and All-Big East Conference first-team honors, becoming the first confer-

ence player to earn that honor at two different positions in the same year (cornerback and special teams) as a senior.

- First-team All-Big East Conference selection by the NFL Draft Report as a junior.

## PERSONAL

- Attended Saint Joseph's (Montvale, New Jersey) High School, where he and Jason were inducted into the school's hall of fame in the 2015 offseason.
- His twin brother, Jason, was a teammate and fellow cornerback at Saint Joseph's High School and Rutgers. He was selected in the sixth round of the 2009 NFL Draft by the Tennessee Titans.

- Was an all-league first-team defensive back in his final two seasons as he played alongside his twin brother.
- After his senior campaign, he was one of nine Rutgers recruits to play in the 2005 New York/New Jersey Governor's Bowl at Rutgers Stadium.
- Also lettered in basketball, starting at point guard for a team that compiled a 26-2 record during his senior season.
- Devin and wife, Michelle, have a daughter, Londyn and sons, Brayden and Chase.
- Majored in sociology at Rutgers.

# DEVIN McCOURTY STATISTICS

POS: DB HT: 5-10 WT: 195 YEAR: 12<sup>TH</sup> ACQ: D1-10 (27<sup>TH</sup>) COLLEGE: RUTGERS BORN: 8/13/87

## REGULAR SEASON DEFENSIVE STATISTICS

Year	Team	G/S	TACKLES					NO	INTERCEPTIONS					PD	MISCELLANEOUS					KICK RETURNS				
			TT	UT	A	S	YDS		YDS	AVG	LG	TD	FF		FR	YDS	TD	SPT	NO	YDS	AVG	LG	TD	
2010	Patriots	16/16	83	71	12	1.0	4.0	7	110	15.7	50	0	17	2	0	0	0	12	0	0	0.0	0	0	
2011	Patriots	14/14	94	71	23	0.0	0.0	2	38	19.0	38	0	13	0	0	0	0	5	1	24	24.0	24	0	
2012	Patriots	16/16	89	63	26	0.0	0.0	5	53	10.6	34	0	13	2	0	0	0	3	27	654	24.2	104t	1	
2013	Patriots	15/15	75	59	16	0.0	0.0	1	0	0.0	0	0	9	2	1	44	0	2	7	132	18.9	27	0	
2014	Patriots	16/16	72	54	18	0.0	0.0	2	70	35.0	60	0	6	1	0	0	0	2	1	27	27.0	27	0	
2015	Patriots	14/14	63	50	13	1.0	13.0	1	27	27	0	0	6	0	0	0	0	2	2	0	0.0	0	0	
2016	Patriots	16/16	78	64	14	0.0	0.0	1	0	0.0	0	0	7	1	1	0	0	5	2	9	4.5	0	0	
2017	Patriots	16/16	94	77	17	1.0	11.0	1	0	0.0	0	0	5	0	1	0	0	3	2	15	7.5	12	0	
2018	Patriots	16/16	77	55	22	0.0	0.0	1	84	84.0	84t	1	4	1	2	0	0	5	0	0	0.0	0	0	
2019	Patriots	16/16	58	46	12	0.0	0.0	5	49	9.8	24	0	7	2	1	0	0	0	0	0	0.0	0	0	
2020	Patriots	16/16	68	45	23	0.0	0.0	2	62	31.0	43t	1	6	0	0	0	0	0	0	0	0.0	0	0	
Totals – 11 Years			171/171	851	655	196	3.0	28.0	28	493	17.6	84t	2	93	11	6	44	0	39	42	861	20.5	104t	1

**Additional Statistics:** 1 Special Teams Forced Fumble at N.Y. Jets (11/22/12). 1 Blocked Field Goal Returned for a Touchdown at L.A. Chargers (12/6/20).

## POSTSEASON DEFENSIVE STATISTICS

			TACKLES						INTERCEPTIONS					MISCELLANEOUS						KICK RETURNS				
Year	Team	G/S	TT	UT	A	S	YDS	NO	YDS	AVG	LG	TD	PD	FF	FR	YDS	TD	SPT	NO	YDS	AVG	LG	TD	
2010	Patriots	1/1	2	2	0	0.0	0.0	0	0	0.0	0	0	0	0	0	0	0	1	0	0	0.0	0	0	
2011	Patriots	3/3	19	14	5	0.0	0.0	0	0	0.0	0	0	0	0	0	0	0	0	0	0	0.0	0	0	
2012	Patriots	2/2	15	10	5	0.0	0.0	0	0	0.0	0	0	0	0	0	0	0	1	6	121	20.2	29	0	
2013	Patriots	2/2	9	9	0	0.0	0.0	0	0	0.0	0	0	0	0	0	0	0	1	0	0	0.0	0	0	
2014	Patriots	3/3	9	7	2	0.0	0.0	1	0	0.0	0	0	3	0	0	0	0	1	0	0	0.0	0	0	
2015	Patriots	2/2	7	5	2	0.0	0.0	0	0	0.0	0	0	2	0	0	0	0	0	0	0	0.0	0	0	
2016	Patriots	3/3	14	8	6	0.0	0.0	1	4	4.0	4	0	1	0	0	0	0	0	0	0	0.0	0	0	
2017	Patriots	3/3	17	15	2	0.0	0.0	0	0	0.0	0	0	2	0	0	0	0	0	0	0	0.0	0	0	
2018	Patriots	3/3	12	9	3	0.0	0.0	0	0	0.0	0	0	2	0	0	0	0	0	0	0	0.0	0	0	
2019	Patriots	1/1	6	5	1	0.0	0.0	0	0	0.0	0	0	0	0	0	0	0	0	0	0	0.0	0	0	
Totals – 10 Years			23/23	110	84	26	0.0	0.0	2	4	2.0	4	0	10	0	0	0	0	4	6	121	20.2	29	0



# McCOURTY'S CAREER GAME-BY-GAME

PLAYERS

2010	OPPONENT	P/S	TT	UT	A	S	YDS	INT	YDS	PD	FF	FR	SPT
09/12	Cincinnati	S	6	6	0	-	-	-	1	-	-	-	1
09/19 at	N.Y. Jets	S	3	1	2	-	-	-	-	-	-	-	1
09/26	Buffalo	S	5	5	0	-	-	-	-	-	-	-	-
10/04 at	Miami	S	7	4	3	-	-	-	1	-	-	-	1
10/17	Baltimore	S	5	4	1	-	-	-	1	-	-	-	-
10/24 at	San Diego	S	3	3	0	-	-	1	0	1	-	-	-
10/31	Minnesota	S	5	5	0	-	1	37	3	-	-	-	1
11/07 at	Cleveland	S	7	6	1	-	-	-	-	-	-	-	-
11/14 at	Pittsburgh	S	10	9	1	-	-	-	1	-	-	-	2
11/21	Indianapolis	S	5	5	0	-	1	0	2	-	-	-	-
11/25 at	Detroit	S	4	3	1	-	-	2	73	2	-	-	4
12/06	N.Y. Jets	S	2	2	0	-	-	1	0	1	-	-	1
12/12 at	Chicago	S	4	4	0	-	-	-	1	1	-	-	-
12/19	Green Bay	S	11	9	2	1.0	4.0	-	1	-	-	-	-
12/26 at	Buffalo	S	5	4	1	-	-	-	-	1	-	-	-
01/02	Miami	S	1	1	0	-	-	1	0	2	-	-	1
2010 Totals	16/16	83	71	12	1.0	4.0	7	110	17	2	0	12	12
01/16	N.Y. Jets	S	2	2	0	-	-	-	-	-	-	-	1
2010 Postseason	1/1	2	2	0	0.0	0.0	0	0	0	0	0	0	1

2011	OPPONENT	P/S	TT	UT	A	S	YDS	INT	YDS	PD	FF	FR	SPT
09/12 at	Miami	S	11	10	1	-	-	-	2	-	-	-	1
09/18	N.Y. Jets	S	2	2	0	-	-	-	-	-	-	-	-
09/25 at	Buffalo	S	8	8	0	-	-	-	1	-	-	-	-
10/02 at	Oakland	S	9	7	2	-	-	-	-	-	-	-	-
10/09	N.Y. Jets	S	5	1	4	-	-	-	-	-	-	-	1
10/16	Dallas	S	6	4	2	-	-	-	-	-	-	-	-
10/30 at	Pittsburgh	S	11	7	4	-	-	-	-	-	-	-	-
11/06	N.Y. Giants	S	6	4	2	-	-	-	-	-	-	-	-
11/13 at	N.Y. Jets	S	3	3	0	-	-	-	-	-	-	-	1
11/21	Kansas City					Inactive							
11/27 at	Philadelphia					Inactive							
12/04	Indianapolis	S	4	4	0	-	-	-	-	-	-	-	-
12/11 at	Washington	S	9	7	2	-	-	-	3	-	-	-	1
12/18 at	Denver	S	4	4	0	-	-	-	1	-	-	-	1
12/24	Miami	S	9	5	4	-	-	1	0	5	-	-	-
01/01	Buffalo	S	7	5	2	-	-	1	38	1	-	-	-
2011 Totals	14/14	94	71	23	0	0	2	38	13	0	0	5	5
01/14	Denver	S	7	5	2	-	-	-	-	-	-	-	-
01/22	Baltimore	S	5	3	2	-	-	-	-	-	-	-	-
02/05	N.Y. Giants	S	7	6	1	-	-	-	-	-	-	-	-
2011 Postseason	3/3	19	14	5	0.0	0.0	0	0	0	0	0	0	0

2012	OPPONENT	P/S	TT	UT	A	S	YDS	INT	YDS	PD	FF	FR	SPT
09/09 at	Tennessee	S	7	5	2	-	-	-	2	-	-	-	-
09/16	Arizona	S	4	2	2	-	-	-	-	-	-	-	-
09/23 at	Baltimore	S	7	7	0	-	-	-	4	-	-	-	1
09/30 at	Buffalo	S	6	6	0	-	-	2	34	2	-	-	-
10/07	Denver	S	4	4	0	-	-	-	-	-	-	-	-
10/14 at	Seattle	S	5	5	0	-	-	-	1	-	-	-	-
10/21	N.Y. Jets	S	3	3	0	-	-	-	-	-	-	-	-
10/28 at	St. Louis	S	3	2	1	-	-	-	-	-	-	-	-
11/11	Buffalo	S	9	3	6	-	-	1	0	1	1	-	-
11/18	Indianapolis	S	8	5	3	-	-	-	1	-	-	-	-
11/22 at	N.Y. Jets	S	9	5	4	-	-	-	1	-	-	-	1
12/02 at	Miami	S	6	2	4	-	-	-	-	-	-	-	-
12/10	Houston	S	5	5	0	-	-	1	19	1	-	-	-
12/16	San Francisco	S	4	2	2	-	-	1	0	1	-	-	1
12/23 at	Jacksonville	S	5	3	2	-	-	-	-	-	-	-	-
12/30	Miami	S	4	4	0	-	-	-	-	-	-	-	-
2012 Totals	16/16	89	63	26	0.0	0.0	5	53	13	2	0	3	3
01/13	Houston	S	7	6	1	-	-	-	-	-	-	-	1
01/20	Baltimore	S	8	4	4	-	-	-	-	-	-	-	-
2012 Postseason	2/2	15	10	5	0.0	0.0	0	0	0	0	0	0	1

2013	OPPONENT	P/S	TT	UT	A	S	YDS	INT	YDS	PD	FF	FR	SPT
09/08 at	Buffalo	S	3	2	1	-	-	-	-	-	-	-	-
09/12	N.Y. Jets	S	3	2	1	-	-	-	-	2	-	-	1
09/22	Tampa Bay	S	2	1	1	-	-	-	-	1	-	-	-
09/29 at	Atlanta	S	12	10	2	-	-	-	-	-	1	-	-
10/06 at	Cincinnati	S	11	9	2	-	-	-	-	1	-	-	-
10/13	New Orleans	S	4	3	1	-	-	-	-	-	-	-	-
10/20 at	N.Y. Jets	S	7	5	2	-	-	-	-	2	-	-	-
10/27	Miami	S	5	4	1	-	-	-	-	1	-	-	1
11/03	Pittsburgh	S	5	5	0	-	-	1	0	1	-	-	1
11/18 at	Carolina	S	2	2	0	-	-	-	-	-	-	-	-
11/24	Denver	S	3	2	1	-	-	-	-	-	-	-	-
12/01 at	Houston	S	5	5	0	-	-	-	-	-	-	-	-
12/08	Cleveland	S	4	2	2	-	-	-	-	-	-	-	-
12/15 at	Miami	S	6	5	1	-	-	-	-	-	-	-	-
12/22 at	Baltimore	S	3	2	1	-	-	-	-	2	-	-	-
12/29	Buffalo					Inactive							
2013 Totals	15/15	75	59	16	0.0	0.0	1	0	9	2	1	2	2

2014	OPPONENT	P/S	TT	UT	A	S	YDS	INT	YDS	PD	FF	FR	SPT
09/07 at	Miami	S	7	4	3	-	-	-	-	-	-	-	1
09/14 at	Minnesota	S	1	0	1	-	-	1	60	1	-	-	-
09/21	Oakland	S	3	3	0	-	-	-	-	-	-	-	-
09/29 at	Kansas City	S	5	4	1	-	-	-	-	1	-	-	-
10/05	Cincinnati	S	1	0	1	-	-	-	-	1	-	-	1
10/12 at	Buffalo	S	6	5	1	-	-	-	-	1	-	-	-
10/16	N.Y. Jets	S	3	3	0	-	-	-	-	-	-	-	-
10/26	Chicago	S	3	2	1	-	-	-	-	-	-	-	-
11/02	Denver	S	3	2	1	-	-	-	-	-	-	-	-
11/16 at	Indianapolis	S	3	3	0	-	-	1	10	1	-	-	-
11/23	Detroit	S	7	6	1	-	-	-	-	-	-	-	-
11/30 at	Green Bay	S	9	8	1	-	-	-	-	-	-	-	-
12/07 at	San Diego	S	4	4	0	-	-	-	1	-	-	-	-
12/14	Miami	S	5	3	2	-	-	-	-	1	-	-	-
12/21 at	N.Y. Jets	S	8	5	3	-	-	-	-	-	-	-	-
12/28	Buffalo	S	4	2	2	-	-	-	-	-	-	-	-
2014 Totals	16/16	72	54	18	0.0	0.0	2	70	6	1	0	2	2
01/10	Baltimore	S	3	2	1	-	-	1	0	2	-	-	1
01/18	Indianapolis	S	1	1	0	-	-	-	-	1	-	-	-
02/01	Seattle	S	5	4	1	-	-	-	-	-	-	-	-
2014 Postseason	3/3	9	7	2	0.0	0.0	1	0	3	0	0	1	1

2015	OPPONENT	P/S	TT	UT	A	S	YDS	INT	YDS	PD	FF	FR	SPT
09/10	Pittsburgh	S	5	3	2	-	-	-	-	-	-	-	-
09/20 at	Buffalo	S	6	5	1	-	-	-	-	-	-	-	1
09/27	Jacksonville	S	1	1	0	-	-	1	27	1	-	-	-
10/11 at	Dallas	S	8	7	1	-	-	-	-	1	-	-	-
10/18 at	Indianapolis	S	9	7	2	-	-	-	-	-	-	-	-
10/25	N.Y. Jets	S	4	2	2	-	-	-	-	-	-	-	-
10/29	Miami	S	3	3	0	1.0	13.0	-	-	-	-	-	1
11/08	Washington	S	4	3	1	-	-	-	-	-	-	-	-
11/15 at	N.Y. Giants	S	3	3	0	-	-	-	-	-	-	-	-
11/23	Buffalo	S	1	1	0	-	-	-	-	1	-	-	-
11/29 at	Denver	S	4	4	0	-	-	-	-	2	-	-	-
12/06	Philadelphia	S	7	3	4	-	-	-	-	-	-	-	-
12/13 at	Houston	S	1	1	0	-	-	-	-	-	-	-	-
12/20	Tennessee					Inactive							
12/27 at	N.Y. Jets					Inactive							
01/03 at	Miami	S	7	7	0	-	-	-	-	-	-	-	-
2015 Totals	14/14	63	50	13	1.0	13.0	1	27	5	0	0	0	0
01/16	Kansas City	S	5	3	2	-	-	-	-	1	-	-	-
01/24 at	Denver	S	2	2	0	-	-	-	-	1	-	-	-
2015 Postseason	2/2	7	5	2	0.0	0.0	0	0	2	0	0	0	0

# McCOURTY'S CAREER GAME-BY-GAME (CONT.)

2016	OPPONENT	P/S	TT	UT	A	S	YDS	INT	YDS	PD	FF	FR	SPT
09/11 at	Arizona	S	9	8	1	-	-	-	-	-	-	-	1
09/18	Miami	S	1	1	0	-	-	-	1	-	-	-	-
09/22	Houston	S	4	3	1	-	-	-	-	-	-	-	-
10/02	Buffalo	S	7	7	0	-	-	-	-	-	-	-	-
10/09 at	Cleveland	S	5	5	0	-	-	-	-	-	-	-	-
10/16	Cincinnati	S	7	6	1	-	-	-	1	-	-	-	-
10/23 at	Pittsburgh	S	4	3	1	-	-	-	-	-	-	-	-
10/30 at	Buffalo	S	4	4	0	-	-	-	1	-	-	-	1
11/13	Seattle	S	6	3	3	-	-	-	-	-	-	-	1
11/20 at	San Francisco	S	6	5	1	-	-	-	-	-	-	-	-
11/27 at	N.Y. Jets	S	3	3	0	-	-	-	-	-	-	-	-
12/04	Los Angeles	S	0	0	0	-	-	-	2	-	-	-	-
12/12	Baltimore	S	4	3	1	-	-	1	0	1	-	-	-
12/18 at	Denver	S	5	4	1	-	-	-	1	-	1	-	-
12/24	N.Y. Jets	S	6	3	3	-	-	-	-	-	-	-	-
01/01 at	Miami	S	7	6	1	-	-	-	-	1	-	-	-
<b>2016 Totals</b>	<b>16/16</b>	<b>78</b>	<b>64</b>	<b>14</b>	<b>0.0</b>	<b>0.0</b>	<b>1</b>	<b>0</b>	<b>7</b>	<b>1</b>	<b>1</b>	<b>3</b>	
01/14	Houston	S	5	1	4	-	-	1	4	1	-	-	-
01/22	Pittsburgh	S	4	3	1	-	-	-	-	-	-	-	-
02/05	Atlanta	S	5	4	1	-	-	-	-	-	-	-	-
<b>2016 Postseason</b>	<b>3/3</b>	<b>14</b>	<b>8</b>	<b>6</b>	<b>0.0</b>	<b>0.0</b>	<b>1</b>	<b>4</b>	<b>1</b>	<b>0</b>	<b>0</b>	<b>0</b>	

2017	OPPONENT	P/S	TT	UT	A	S	YDS	INT	YDS	PD	FF	FR	SPT
09/07	Kansas City	S	10	9	1	-	-	-	2	-	1	-	-
09/17 at	New Orleans	S	5	4	1	-	-	-	1	-	-	-	1
09/24	Houston	S	10	9	1	-	-	-	-	-	-	-	-
10/01	Carolina	S	5	3	2	-	-	-	-	-	-	-	-
10/05 at	Tampa Bay	S	11	11	0	-	-	-	-	-	-	-	-
10/15 at	N.Y. Jets	S	5	4	1	-	-	1	0	1	-	-	-
10/22	Atlanta	S	6	5	1	-	-	-	-	-	-	-	-
10/29	L.A. Chargers	S	5	4	1	-	-	-	-	-	-	-	-
11/12 at	Denver	S	4	4	0	-	-	-	-	-	-	-	-
11/19 at	Oakland	S	0	0	0	-	-	-	-	-	-	-	-
11/26	Miami	S	3	0	3	-	-	-	-	-	-	-	1
12/03 at	Buffalo	S	5	3	2	-	-	-	1	-	-	-	-
12/11 at	Miami	S	7	7	0	1.0	11.0	-	-	-	-	-	-
12/17 at	Pittsburgh	S	5	3	2	-	-	-	-	-	-	-	-
12/24	Buffalo	S	6	5	1	-	-	-	-	-	-	-	-
12/31	N.Y. Jets	S	7	6	1	-	-	-	-	-	-	-	1
<b>2017 Totals</b>	<b>16/16</b>	<b>94</b>	<b>77</b>	<b>17</b>	<b>1.0</b>	<b>11.0</b>	<b>1</b>	<b>0</b>	<b>5</b>	<b>0</b>	<b>1</b>	<b>3</b>	
01/13	Tennessee	S	4	3	1	-	-	-	-	-	-	-	-
01/21	Jacksonville	S	6	6	0	-	-	-	-	-	-	-	-
02/04	Philadelphia	S	7	6	1	-	-	-	2	-	-	-	-
<b>2017 Postseason</b>	<b>3/3</b>	<b>17</b>	<b>15</b>	<b>2</b>	<b>0.0</b>	<b>0.0</b>	<b>0</b>	<b>0</b>	<b>2</b>	<b>0</b>	<b>0</b>	<b>0</b>	

2018	OPPONENT	P/S	TT	UT	A	S	YDS	INT	YDS	PD	FF	FR	SPT
09/09	Houston	S	6	2	4	-	-	-	-	-	-	-	1
09/16 at	Jacksonville	S	4	4	0	-	-	-	-	-	-	-	-
09/23 at	Detroit	S	5	4	1	-	-	-	-	-	-	-	-
09/30	Miami	S	3	0	3	-	-	-	-	-	-	-	-
10/04	Indianapolis	S	14	11	3	-	-	-	1	1	1	-	-
10/14	Kansas City	S	3	3	0	-	-	-	-	-	-	-	1
10/21 at	Chicago	S	4	4	0	-	-	-	-	-	-	-	-

10/29 at	Buffalo	S	2	2	0	-	-	1	84t	1	-	-	1
11/04	Green Bay	S	4	2	2	-	-	-	-	1	-	-	-
11/11 at	Tennessee	S	4	4	0	-	-	-	-	-	-	-	1
11/25 at	N.Y. Jets	S	5	4	1	-	-	-	-	-	-	-	-
12/02	Minnesota	S	7	5	2	-	-	-	-	-	-	-	1
12/09 at	Miami	S	7	5	2	-	-	-	-	-	-	-	-
12/16 at	Pittsburgh	S	5	3	2	-	-	-	-	-	-	-	-
12/23	Buffalo	S	2	2	0	-	-	-	-	-	-	-	-
12/30	N.Y. Jets	S	2	0	2	-	-	-	-	1	-	1	-
<b>2018 Totals</b>	<b>16/16</b>	<b>77</b>	<b>55</b>	<b>22</b>	-	-	<b>1</b>	<b>84</b>	<b>4</b>	<b>1</b>	<b>2</b>	<b>5</b>	
01/13	L.A. Chargers	S	7	5	2	-	-	-	-	2	-	-	-
01/20 at	Kansas City	S	3	3	0	-	-	-	-	-	-	-	-
02/03 at	L.A. Rams	S	2	1	1	-	-	-	-	-	-	-	-
<b>2018 Postseason</b>	<b>3/3</b>	<b>12</b>	<b>9</b>	<b>3</b>	-	-	<b>0</b>	<b>0</b>	<b>2</b>	<b>0</b>	<b>0</b>	<b>0</b>	

2019	OPPONENT	P/S	TT	UT	A	S	YDS	INT	YDS	PD	FF	FR	SPT
09/08	Pittsburgh	S	6	5	1	-	-	1	0	2	-	-	-
09/15 at	Miami	S	2	1	1	-	-	-	1	0	1	-	-
09/22	N.Y. Jets	S	0	0	0	-	-	1	24	1	-	-	-
09/29 at	Buffalo	S	5	5	0	-	-	1	19	1	-	-	-
10/06 at	Washington	S	1	0	1	-	-	-	-	-	-	-	-
10/10	N.Y. Giants	S	3	3	0	-	-	-	-	-	-	-	-
10/21 at	N.Y. Jets	S	3	1	2	-	-	1	6	1	-	-	-
10/27	Cleveland	S	1	1	0	-	-	-	-	-	-	-	1
11/03 at	Baltimore	S	7	6	1	-	-	-	-	-	-	-	-
11/17 at	Philadelphia	S	4	4	0	-	-	-	1	-	-	-	-
11/24	Dallas	S	4	2	2	-	-	-	-	1	-	-	-
12/01 at	Houston	S	2	2	0	-	-	-	-	-	-	-	-
12/08	Kansas City	S	7	7	0	-	-	-	-	1	-	-	-
12/15 at	Cincinnati	S	3	1	2	-	-	-	-	-	-	-	-
12/21	Buffalo	S	6	5	1	-	-	-	-	-	-	-	-
12/29	Miami	S	4	3	1	-	-	-	-	-	-	-	-
<b>2019 Totals</b>	<b>16/16</b>	<b>58</b>	<b>46</b>	<b>12</b>	<b>0.0</b>	<b>0.0</b>	<b>5</b>	<b>49</b>	<b>7</b>	<b>2</b>	<b>1</b>	<b>0</b>	
01/04	Tennessee	S	6	5	1	-	-	-	-	-	-	-	-
<b>2019 Postseason</b>	<b>1/1</b>	<b>6</b>	<b>5</b>	<b>1</b>	<b>0.0</b>	<b>0.0</b>	<b>0</b>	<b>0</b>	<b>0</b>	<b>0</b>	<b>0</b>	<b>0</b>	

2020	OPPONENT	P/S	TT	UT	A	S	YDS	INT	YDS	PD	FF	FR	SPT
09/13	Miami	S	5	3	2	-	-	-	-	-	-	-	-
09/20 at	Seattle	S	1	1	0	-	-	1	43t	1	-	-	-
09/27	Las Vegas	S	3	1	2	-	-	-	2	-	-	-	-
10/05 at	Kansas City	S	2	1	1	-	-	-	-	-	-	-	-
10/18	Denver	S	5	5	0	-	-	-	-	-	-	-	-
10/25	San Francisco	S	8	6	2	-	-	1	19	1	-	-	-
11/01 at	Buffalo	S	6	4	2	-	-	-	-	-	-	-	-
11/09 at	N.Y. Jets	S	3	1	2	-	-	-	-	1	-	-	-
11/15	Baltimore	S	4	2	2	-	-	-	-	1	-	-	-
11/22 at	Houston	S	3	3	0	-	-	-	-	-	-	-	-
11/29	Arizona	S	3	2	1	-	-	-	-	-	-	-	-
12/06 at	L.A. Chargers	S	4	2	2	-	-	-	-	-	-	-	-
12/10 at	L.A. Rams	S	4	3	1	-	-	-	-	-	-	-	-
12/20 at	Miami	S	5	2	3	-	-	-	-	-	-	-	-
12/28	Buffalo	S	6	4	2	-	-	-	-	-	-	-	-
01/03	N.Y. Jets	S	6	5	1	-	-	-	-	-	-	-	-
<b>2020 Totals</b>	<b>16/16</b>	<b>68</b>	<b>45</b>	<b>23</b>	<b>0.0</b>	<b>0.0</b>	<b>2</b>	<b>62</b>	<b>6</b>	<b>0</b>	<b>0</b>	<b>0</b>	

PLAYERS



# RAEKWON McMILLAN



**HT:** 6-2 | **WT:** 242 | **Born:** 11/17/1995 | **Exp. (NFL/Patriots):** 5/1

**GP/GS (Playoffs):** 45/32 (0/0) | **Acq:** UFA (LV)-21

**College:** Ohio State | **Hometown:** Hinesville, Ga.

## PRONOUNCED RAY-kwon CAREER TRANSACTIONS

Raekwon McMillan was signed by the New England Patriots as an unrestricted free agent from Las Vegas on March 19, 2021 ... Originally drafted by Miami in the second round (54th overall) of the 2017 NFL Draft ... Acquired by Las Vegas along with a 2021 fifth-round draft pick in a trade with Miami in exchange for a 2021 fourth-round draft pick (8/29/20).

## SEASONAL REVIEWS

### 2020 (16/4 – LAS VEGAS)

- Played in all 16 games with four starts and totaled 23 tackles, one forced fumble and one pass defended.
- Posted five tackles and forced one fumble vs. L.A. Chargers (12/17).
- Registered a season-high nine tackles vs. Miami (12/26).

### 2019 (13/12 – MIAMI)

- Played in 13 games with 12 starts and totaled 72 tackles and one pass defended.
- Was inactive vs. Buffalo (11/17) and missed the final two games of the season after being placed on injured reserve on Dec. 17.
- Registered season-high 10 tackles vs. Washington (10/13).

### 2018 (16/16 – MIAMI)

- Started all 16 games and posted a career-high 105 tackles, two forced fumbles, one fumble recovery and one pass defended. Became first Dolphins player since at least 2000 to record 100+ tackles despite not appearing in an NFL game prior to the season.
- Made three tackles and recovered his first career fumble at N.Y. Jets (9/16).
- Recorded seven tackles and forced one fumble vs. Detroit (10/21).

- Registered seven tackles and forced his second fumble of the season at Indianapolis (11/25).
- Made a season-high 10 tackles vs. Jacksonville (12/23).

### 2017 (0/0 – MIAMI)

- Missed the entire season after being placed on injured reserve on Sept. 2.

## COLLEGE

- Played in 41 career games with 26 starts at Ohio State and totaled 270 tackles, six sacks, one interception, 10 passes defended and two forced fumbles.
- Led the team in tackles in each of his two seasons as a starter (2015-16).
- Named team captain and started all 13 games as a junior. Posted 102 tackles two sacks, four passes defended and two forced fumbles. Earned second-team All-America honors and was named first-team All-Big Ten.
- Started all 13 games as a sophomore and totaled 119 tackles, 1½ sacks and four passes defended. His 119 tackles were the most by a sophomore at the school since 1990. Earned second-team All-American honors and was named first-team All-Big Ten.
- Played in all 15 games as a freshman and posted 49 tackles, 2½ sacks, one interception and two passes defended en route to the Big Ten title and a national championship.

## PERSONAL

- Four-year starter linebacker and running back for Liberty County (Ga.) High School and totaled 456 career tackles and 10 forced fumbles.
- Posted 159 tackles and 8½ sacks to go with nearly 700 yards rushing as a senior. Butkus Award winner as the nation's top prep linebacker.
- Earned *Savannah Morning News* Player of the Year honors as a junior and senior.

# RAEKWON McMILLAN STATISTICS

**POS:** LB **HT:** 6-2 **WT:** 242 LBS **YEAR:** 5<sup>TH</sup> **ACQ:** UFA (LV)-21 **COLLEGE:** OHIO STATE **BORN:** 11/17/95

## REGULAR SEASON DEFENSIVE STATISTICS

Year	Team	G/S	TT	TACKLES				YDS	NO	INTERCEPTIONS					MISCELLANEOUS						
				UT	A	S				YDS	AVG	LG	TD	PD	FF	FR	YDS	TD	SPT		
2017	Dolphins			Injured Reserve																	
2018	Dolphins	16/16	105	69	36	0.0	0.0	0	0	0.0	0	0	1	2	1	0	0	0	0		
2019	Dolphins	13/12	72	35	37	0.0	0.0	0	0	0.0	0	0	1	0	0	0	0	0	0		
2020	Raiders	16/4	23	14	9	0.0	0.0	0	0	0.0	0	0	1	1	0	0	0	0	0		
Totals – 4 Years		45/32	200	118	82	0.0	0.0	0	0	0.0	0	0	3	3	1	0	0	0	0		



# JAKOBI MEYERS



**16 | WIDE RECEIVER**

**HT:** 6-2 | **WT:** 200 | **Born:** 11/9/1996 | **Exp. (NFL/Patriots):** 3/3

**GP/GS (Playoffs):** 29/10 (0/0) | **Acq:** FA-19

**College:** North Carolina State | **Hometown:** Lithonia, Ga.

## CAREER TRANSACTIONS

Jakobi Meyers was signed by the New England Patriots as a rookie free agent on May 2, 2019.

## SEASONAL REVIEWS

### 2020 (14/9)

- Played in 14 games with nine starts and led the team with 59 receptions for 729 yards. Also compiled two rushing attempts for 9 yards.
- Compiled two 100-yard receiving performances:
  - Week 9 at N.Y. Jets (169)
  - Week 15 at Miami (111)
- Also completed two pass attempts for 43 yards and two touchdowns. Became the fourth wide receiver with two touchdown passes in a single season in the Super Bowl era, joining Rod Gardner (2003), Antwaan Randle El (2010) and Odell Beckham Jr. (2018).
- Was inactive at Kansas City (10/5) and active but did not play vs. Denver (10/18).
- Appeared as a reserve wide receiver and led the team with four receptions for 60 yards vs. San Francisco (10/25). Added 2 yards on his first NFL rushing attempts.
- Started at wide receiver for the first time in 2020 and posted six receptions for 58 yards at Buffalo (11/1). Also caught a two-point conversion from Cam Newton that tied the game at 14 in the third quarter.
- Set career highs with 12 receptions and 169 yards receiving in the Monday Night Football win at N.Y. Jets (11/9) on his 24th birthday. His 20-yard catch with three seconds left in regulation put the Patriots in position to kick a 51-yard game-winning field goal.
- Started for the second straight game at wide receiver in the win vs. Baltimore (11/15). Completed a 24-yard touchdown pass to RB Rex Burkhead in the second quarter. Added a team-high five receptions for 59 yards.

## ELITE CLUB

Meyers threw two touchdown passes in 2020, becoming the fourth wide receiver with two touchdown passes in a single season in the Super Bowl era, joining Rod Gardner (2003), Antwaan Randle El (2010) and Odell Beckham Jr. (2018).

Meyers also became the third Patriots wide receiver to throw a touchdown pass under head coach Bill Belichick. David Patten threw a 60-yard touchdown pass on Oct. 21, 2001, at Indianapolis and WR Julian Edelman threw a 15-yard touchdown pass to WR Phillip Dorsett at Philadelphia on Nov. 17, 2019.

- Had his second career 100-yard game after finishing with seven receptions for 111 yards at Miami (12/20).
- Completed a 19-yard touchdown pass to QB Cam Newton in the third quarter of the season-finale win vs. N.Y. Jets (1/3), his second touchdown pass of the season. Also had one catch for 7 yards.

### 2019 (15/1, 0/0)

- Played in 15 regular-season games with one start at wide receiver after making the 53-man roster as an undrafted rookie. Posted 26 receptions for 359 yards.
- Was active but did not play in the AFC Wild Card loss vs. Tennessee (1/4).
- Was inactive for the victory at Miami (9/15).
- Saw limited snaps offensively but made his first career reception in the first quarter on a 22-yard completion from QB Tom Brady in the season-opening victory vs. Pittsburgh (9/8).
- Saw an increase in playing time due to an injury to Josh Gordon and Phillip Dorsett missing the game due to injury vs. N.Y. Giants (10/10) and caught four passes for 54 yards.
- Caught all five passes he was targeted on and picked up 47 yards receiving in the win at N.Y. Jets (10/21).
- Made his first career start and saw extensive playing time

## MAKING HIS MARK

Meyers has the most receptions and receiving yards for any undrafted player who signed with the Patriots as an undrafted free agent.

### MOST CAREER RECEPTIONS & YARDS BY AN UNDRAFTED PATRIOT

Player	Seasons	Rec.	Yds	Avg.	TDs
<b>Jakobi Meyers</b>	<b>2019-20</b>	<b>85</b>	<b>1,088</b>	<b>12.8</b>	<b>0</b>
Brandon Bolden	2012-17, 19	56	484	8.6	3
Will Moore	1995-96	46	539	11.7	1
Ray Crittenden	1993-94	44	672	15.3	4
Kenbrell Thompkins	2013-14	38	519	13.7	4

### MOST CAREER RECEPTIONS & YARDS BY AN UNDRAFTED PATRIOT (SINGLE SEASON)

Player	Season	Rec.	Yds	Avg.	TDs
<b>Jakobi Meyers</b>	<b>2020</b>	<b>59</b>	<b>729</b>	<b>12.4</b>	<b>0</b>
Will Moore	1995	43	502	11.7	1
Kenbrell Thompkins	2013	32	466	14.6	4
Ray Crittenden	1994	28	379	13.5	3
<b>Jakobi Meyers</b>	<b>2019</b>	<b>26</b>	<b>359</b>	<b>13.8</b>	<b>0</b>

## SINGLE-GAME CAREER HIGHS

## REGULAR SEASON:

<b>Receptions:</b>	12	at N.Y. Jets (11/9/20)
<b>Receiving Yards:</b>	169	at N.Y. Jets (11/9/20)
<b>Long:</b>	35	at Miami (12/20/20) vs. Kansas City (12/8/19)

due to injuries to WR Phillip Dorsett II and WR Mohamed Sanu Sr in the win vs. Dallas (11/24). Caught four passes for a career-high 74 receiving yards, including a 32-yard reception in the second quarter.

- Contributed at wide receiver and caught three passes for 46 yards in the loss at Houston (12/1).
- Made one catch for 35 yards on a pass from James White in the fourth quarter in the loss vs. Kansas City (12/8).
- Was a key contributor at wide receiver, seeing extended playing time after Julian Edelman left the game due to injury, recording three receptions for 25 yards in the win vs. Buffalo (12/21).
- Was active but did not play in the AFC Wild Card loss vs. Tennessee (1/4).

## COLLEGE

- Appeared in 31 games over three seasons and finished his career with 168 receptions for 1,932 yards and nine touchdowns. In his final season, he broke Torry Holt's single-season reception record at NC State with 92 catches for 1,047 yards and four touchdowns.

## A CHANCE MEETING

Jakobi Meyers and Cam Newton are teammates now, but the wide receiver and former quarterback looked up to Newton and had a chance meeting with him while at an impressionable age. "When I was younger in high school, I made [Newton's] 7-on-7 team – his all-star team – and we traveled to Florida to play in a league," Meyers said. "We ended up losing, but it was still a great experience. It was a good experience to meet Cam when I was very young. A lot of guys where I come from look up to him, so that was definitely a once-in-a-lifetime opportunity for me."

- Appeared in 12 games a redshirt junior in 2018 and hauled in 92 passes for 1,047 yards and four touchdowns.
- Played in 12 games as a redshirt sophomore in 2017 and totaled 63 receptions for 727 yards and five touchdowns.
- Converted to wide receiver as a redshirt freshman in 2016 and appeared in seven games, making 13 catches for 158 yards.
- Redshirted his freshman year in 2015 as a quarterback.

## PERSONAL

- Played quarterback at Arabia Mountain (Lithonia, Ga.) High School, as well as basketball and baseball.
- From same hometown (Lithonia, Georgia) as fellow Patriots teammate Terez Hall.
- Majored in sport management at North Carolina State.

## JAKOBI MEYERS STATISTICS

POS: WR HT: 6-2 WT: 200 LBS YEAR: 3<sup>RD</sup> ACQ: FA-19 COLLEGE: N.C. STATE BORN: 11/9/96

## REGULAR SEASON OFFENSIVE STATISTICS

Year	Team	G/S	NO	YDS	RECEIVING			NO	YDS	RUSHING		
					AVG	LG	TD			AVG	LG	TD
2019	Patriots	15/1	26	359	13.8	35	0	0	0	0.0	0	0
2020	Patriots	14/9	59	729	12.4	35	0	2	9	4.5	7	0
<b>Totals – 2 Years</b>		<b>29/10</b>	<b>85</b>	<b>1,088</b>	<b>12.8</b>	<b>35</b>	<b>0</b>	<b>2</b>	<b>9</b>	<b>4.5</b>	<b>7</b>	<b>0</b>


**Additional Statistics:** 2-pt conversion at Buffalo (11/1/20); 1 Pass Completion for a 24-Yard Touchdown vs Baltimore (11/15/20); 1 Pass Completion for a 19-Yard Touchdown vs NYJ (1/3/21).

## POSTSEASON OFFENSIVE STATISTICS

Year	Team	G/S	NO	YDS	RECEIVING			NO	YDS	RUSHING		
					AVG	LG	TD			AVG	LG	TD
2019	Patriots	0/0	0	0	0.0	0	0	0	0	0.0	0	0
<b>Totals – 1 Year</b>		<b>0/0</b>	<b>0</b>	<b>0</b>	<b>0.0</b>	<b>0</b>	<b>0</b>	<b>0</b>	<b>0</b>	<b>0.0</b>	<b>0</b>	<b>0</b>

# MEYERS' CAREER GAME-BY-GAME

2019	OPPONENT	P/S	NO	YDS	AVG	LG	TD	2020	OPPONENT	P/S	NO	YDS	AVG	LG	TD	
09/08	Pittsburgh	p	1	22	22.0	22	0	09/13	Miami	p	0	0	0.0	0	0	
09/15	at Miami		Inactive					09/20	at Seattle	p	1	7	7.0	7	0	
09/22	N.Y. Jets	p	2	38	19.0	20	0	09/27	Las Vegas	p	0	0	0.0	0	0	
09/29	at Buffalo	p	0	0	0.0	0	0	10/05	at Kansas City		Inactive					
10/06	at Washington	p	1	6	6.0	6	0	10/18	Denver		Did Not Play					
10/10	N.Y. Giants	p	4	54	13.5	23	0	10/25	San Francisco	p	4	60	15.0	21	0	
10/21	at N.Y. Jets	p	5	47	9.4	23	0	11/01	at Buffalo	s	6	58	9.7	16	0	
10/27	Cleveland	p	1	5	5.0	5	0	11/09	at N.Y. Jets	s	12	169	14.1	33	0	
11/03	at Baltimore	p	0	0	0.0	0	0	11/15	Baltimore	s	5	59	11.8	26	0	
11/17	at Philadelphia	p	1	7	7.0	7	0	11/22	at Houston	s	3	38	12.7	20	0	
11/24	Dallas	s	4	74	18.5	32	0	11/29	Arizona	p	5	52	10.4	17	0	
12/01	at Houston	p	3	46	15.3	21	0	12/06	at L.A. Chargers	s	2	15	7.5	15	0	
12/08	Kansas City	p	1	35	35.0	35	0	12/10	at L.A. Rams	s	4	47	11.8	31	0	
12/15	at Cincinnati	p	0	0	0.0	0	0	12/20	at Miami	s	7	111	15.9	35	0	
12/21	Buffalo	p	3	25	8.3	15	0	12/28	Buffalo	s	4	45	11.3	22	0	
12/29	Miami	p	0	0	0.0	0	0	01/03	N.Y. Jets	s	6	68	11.3	18	0	
2019 Totals			15/1	26	359	13.8	35	0	2020 Totals		14/9	59	729	12.4	35	0
01/04	Tennessee		Did Not Play													
2019 Postseason		0/0	0	0	0.0	0	0									



## SONY MICHEL



## 26 | RUNNING BACK

**HT:** 5-11 | **WT:** 215 | **Born:** 2/17/1995 | **Exp. (NFL/Patriots):** 4/4

**GP/GS (Playoffs):** 38/28 (4/2) | **Acq:** D1b-18 (31st)

**College:** Georgia | **Hometown:** Plantation, Fla.

**SUPER BOWLS:** 18

### PRONOUNCED SO-nee mih-SHELL

### CAREER TRANSACTIONS

Sony Michel was drafted by the New England Patriots in the first round (31st overall) of the 2018 NFL Draft.

### SEASONAL REVIEWS

#### 2020 (9/6)

- Played in nine games with six starts and finished with 79 carries for 449 yards (5.7 avg.) and one touchdown. Also totaled seven receptions for 114 yards and one touchdown. Entering 2021, New England is 11-1 when Michel scores a touchdown.
- Missed seven games after being placed on injured reserve on Oct. 5. Was activated to the 53-man roster on Nov. 21 and was inactive for the game at Houston (11/22).
- Started at running back in the season-opening win vs. Miami (9/13) and registered 10 rushing attempts for 37 yards and one touchdown.
- Broke the 100-yard mark for the fifth time in his career, amassing 117 yards on nine carries that included a career-long 48-yard rush in the win vs. Las Vegas (9/27). Michel's 13.0 yards per carry average marked the highest single-game average for a Patriots running back with at least nine rushing attempts. Posted career-long rushes of 38 and 48 yards on consecutive drives.
- Made his first start since Week 3 and finished with 10 carries for 74 yards at Miami (12/20).
- Compiled 76 yards rushing on 16 attempts and finished

### EXTRA POINTS

- In 2018, Sony Michel and Isaiah Wynn became the first college teammates picked in the first round in New England's draft history. They were also the first college teammates to be picked in the first round by the same team since 2005, when CB Carlos Rodgers (9th overall) and QB Jason Campbell (25th overall) out of Auburn were drafted by Washington.
- In 2018, Sony participated in the NFL's "My Cause, My Cleats" initiative to help raise awareness for the disaster relief efforts in Haiti, where both his parents and sister were born.

with three receptions for 60 yards and his first career touchdown reception on a 31-yard touchdown pass from Cam Newton in the fourth quarter of the season-finale win vs. N.Y. Jets (1/3).

#### 2019 (16/14, 1/0)

- Played in all 16 regular-season games with 14 starts and accrued 912 yards rushing on 247 attempts (3.7 avg.) with a career-high seven touchdowns. Also caught 12 passes for 94 yards.
- Totaled 14 rushing attempts for 61 yards and caught two passes for 9 yards in the AFC Wild Card loss vs. Tennessee (1/4).
- Started and was the team's leading rusher with 21 carries for 83 yards and a 1-yard touchdown run in the victory at Miami (9/15).

## RECORD-SETTING POSTSEASON

Michel set the NFL postseason record for most rushing touchdowns by a rookie in a single postseason with six, and finished second behind Terrell Davis (8) for the most rushing touchdowns in a single postseason.

### MOST POSTSEASON RUSH TDS BY A ROOKIE

Player	Team	Year	TD
<b>Sony Michel</b>	<b>NE</b>	<b>2018</b>	<b>6</b>
Tony Dorsett	DAL	1977	4
William Floyd	SF	1994	4
Leonard Fournette	JAX	2017	4
Jamal Lewis	BAL	2000	4
Norm Standlee	CHI	1977	4

### MOST RUSH TDS IN A SINGLE POSTSEASON

Player	Team	Year	TD
Terrell Davis	DEN	1997	8
<b>Sony Michel</b>	<b>NE</b>	<b>2018</b>	<b>6</b>
Larry Csonka	MIA	1973	6
Franco Harris	PIT	1974	6
John Riggins	WAS	1983	6
Gerald Riggs	WAS	1991	6
Emmitt Smith	DAL	1995	6
Ricky Watters	SF	1993	6

- Finished with 19 carries for 91 yards and a touchdown, while also adding three receptions for 32 yards in the victory at Washington (10/6).
- Set a regular season career-high with three rushing touchdowns on 19 carries, picking up 42 rushing yards in the win at N.Y. Jets (10/21).
- Started and rushed 21 times for a season-high 96 yards with a long of 25 yards in the win vs. Buffalo (12/21).
- Started and carried 18 times for 74 yards and one touchdown in the loss vs. Miami (12/29). His touchdown run gave him seven on the season, setting a new career-high.

## 2018 (13/8, 3/2)

- Started eight of the 13 games he appeared in, missing three games due to injury, and finished his rookie campaign with 931 yards rushing on 209 carries with six touchdowns. Also added seven receptions for 50 yards and returned four kickoffs for 77 yards.
- Started two of three postseason contests and rushed for 336 yards on 71 carries, adding six rushing touchdowns, including the lone score on a 2-yard touchdown run late in the fourth quarter to give the Patriots the lead in the Super Bowl LIII victory vs. the Los Angeles Rams (2/3). His six postseason rushing touchdowns set an NFL record for the most rushing touchdowns by a rookie in a single postseason and is second to Terrell Davis (8) for the most rushing touchdowns overall in a single postseason.
- Eclipsed 100 yards rushing four times in the regular season:
  - Week 4 vs. Miami (112)
  - Week 6 vs. Kansas City (106)
  - Week 12 at N.Y. Jets (133)
  - Week 16 vs. Buffalo (116)
- Eclipsed 100 yards rushing twice in the postseason and finished with 94 yards in the Super Bowl LIII victory vs. the Los Angeles Rams (2/3).
  - AFC Divisional Playoff vs. L.A. Chargers (129)
  - AFC Championship at Kansas City (113)

## SINGLE-GAME CAREER HIGHS

### REGULAR SEASON:

<b>Rushing Attempts:</b>	25	vs. Miami (9/30/18)
<b>Rushing Yards:</b>	133	at N.Y. Jets (11/25/18)
<b>Rushing TDs:</b>	3	at N.Y. Jets (10/21/19)
<b>Longest:</b>	48	vs Las Vegas (9/27/20)
<b>Receptions:</b>	3	at Washington (10/6/19)
		vs N.Y. Jets (1/3/21)
<b>Receiving Yards:</b>	60	vs N.Y. Jets (1/3/21)
<b>Receiving TDs:</b>	1	vs. N.Y. Jets (1/3/21)
<b>Longest:</b>	31t	vs N.Y. Jets (1/3/21)

- Made his NFL debut and rushed 10 times for 34 yards while also adding a 7-yard reception on his first offensive play in the first quarter of the game at Jacksonville (9/16).
- Started and rushed 25 times for a game-high 112 yards, including his first career touchdown on a 10-yard scamper in the fourth quarter of the victory vs. Miami (9/30). Became the first Patriots rookie to rush for 100 yards since Brandon Bolden rushed for 137 yards at Buffalo on Sept. 20, 2012.
- Rushed 24 times for 106 yards and two touchdowns, marking his first career two-touchdown performance in the victory vs. Kansas City (10/14). It was his third-straight game of 90-plus yards rushing, becoming just the fifth running back in Patriots history and first since Robert Edwards in 1998 to have three or more 90-yard games in his rookie season.
- Started and rushed 21 times for a career-high 133 yards and a touchdown, while adding two receptions for 12 yards in the victory at N.Y. Jets (11/25).
- Rushed 24 times for 129 yards with three rushing touchdowns in the AFC Divisional Playoff win vs. L.A. Chargers (1/13). Became just the second rookie running back in Patriots history to score a postseason touchdown, and also had a career-long 40-yard run in the second quarter and added one reception for nine yards.
- Started and was a key factor on offense, rushing 29 times for 113 yards with two touchdowns in the AFC Champion-

## HIGH AVERAGE

Michel had a 13.0-yard rushing average on nine attempts for 177 yards Las Vegas (9/27/20), marking the highest single-game average for a Patriots running back with at least nine rushing attempts.

### HIGHEST RUSHING AVERAGE/SINGLE GAME (Minimum 9 Attempts)

<b>Sony Michel – 13.0 – vs. Las Vegas (9/27/20)</b>
Larry Garron – 11.6 – vs. Buffalo (10/22/61)
Sam Cunningham – 11.4 – at Buffalo (10/20/74)

Three Patriots Players have rushed for at least 100 yards and averaged at least 13 yards per carry in a single game:

- QB Steve Grogan rushed seven times for 103 yards (14.7 avg.) vs. the N.Y. Jets (10/18/76).
- RB Robert Weathers totaled six rushing attempts for 100 yards (16.7 avg.) vs. Baltimore Colts (9/4/83).
- RB Sony Michel ran for 117 yards on nine carries (13.0-yard average) vs. Las Vegas (9/27/20).**



ship victory at Kansas City (1/20).

- Started and rushed 18 times for 94 yards and scored the game's lone touchdown on a 2-yard run in the fourth quarter that was ultimately the difference in the game in the Super Bowl LIII victory vs. the Los Angeles Rams (2/3).

## COLLEGE

- Finished his career third on Georgia's all-time rushing list with 3,638 yards, having passed both Garrison Hearst and Todd Gurley.
- Ranks 16th among all-time rushers in SEC history.
- Notched eleven 100-yard games in his career.
- Finished his career with 33 rushing touchdowns.
- Named a team captain for his junior and senior seasons.
- Finished as the Bulldogs' second-leading rusher with 1,227 yards on just 156 carries as a senior in 2017.
- Named Offensive MVP of the Rose Bowl with four touchdowns, tying a Bulldog bowl record for points scored and touchdowns. On his 75-yard rushing touchdown, Michel set a new Georgia bowl record for longest rushing touchdown and eclipsed 1,000 yards on a season for the second time. Also scored the game-winning touchdown in double overtime, setting a new career-high of 181 yards on just 11 carries.

- Played in 12 games as a junior, making two starts, and finished as the team's No. 2 rusher with 840 yards on 152 carries (5.5 avg.). Was also the Bulldogs fourth-leading receiver with 20 catches and 110 yards.
- Played in 13 games with six starts and was voted team's offensive MVP as a sophomore. Ran for 1,161 rushing yards and eight touchdowns on 219 attempts; 13th time a Bulldog rushed for 1,000 yards in a season. Also tallied 26 receptions for 270 yards and three scores.
- Played in eight games as a freshman, making one start and posted 410 rushing yards and 5 touchdowns on 64 carries.

## PERSONAL

- Was a 2013 American Family Insurance *USA Today* All-USA First Team and All-USA Florida Team. Also named *USA Today* Florida Football Player of the Year and a member of Florida's Class 5A All-State First Team.
- Majored in communication studies at Georgia.
- Played in the U.S. Army All-American Game.
- Rushed for 1,833 yards and 24 touchdowns as a senior in high school.

# SONY MICHEL STATISTICS

POS: RB HT: 5-11 WT: 215 LBS YEAR: 4<sup>TH</sup> ACQ: D1b-18 (31<sup>ST</sup>) COLLEGE: GEORGIA BORN: 2/17/95

## REGULAR SEASON OFFENSIVE STATISTICS

Year	Team	G/S	NO	RUSHING				TD	NO	RECEIVING			
				YDS	AVG	LG				YDS	AVG	LG	TD
2018	Patriots	13/8	209	931	4.5	34t		6	7	50	7.1	13	0
2019	Patriots	16/14	247	912	3.7	26		7	12	94	7.8	19	0
2020	Patriots	9/6	79	449	5.7	48		1	7	114	16.3	23	1
Totals – 3 Years		38/28	535	2,292	4.3	48		14	26	258	9.9	23	1

Additional Statistics: 2018: 4 Kickoff Returns for 77 yards.

## POSTSEASON OFFENSIVE STATISTICS

Year	Team	G/S	NO	RUSHING				TD	NO	RECEIVING			
				YDS	AVG	LG				YDS	AVG	LG	TD
2018	Patriots	3/2	71	336	4.7	40		6	1	9	9.0	9	0
2019	Patriots	1/0	14	61	4.4	25		0	2	9	4.5	7	0
Totals – 2 Years		4/2	85	397	4.7	40		6	3	18	6.0	9	0

# MICHEL'S CAREER GAME-BY-GAME

PLAYERS

2018	OPPONENT	P/S	RUSHING						RECEIVING					
			NO	YDS	AVG	LG	TD	NO	YDS	AVG	LG	TD		
09/09	Houston		Inactive											
09/16	at Jacksonville	p	10	34	3.4	15	0	1	7	7.0	7	0		
09/23	at Detroit	S	14	50	3.6	12	0	1	-1	-1.0	-1	0		
09/30	Miami	S	25	112	4.5	23	1	-	-	-	-	-		
10/04	Indianapolis	p	18	98	5.4	34t	1	1	12	12.0	12	0		
10/14	Kansas City	S	24	106	4.4	15	2	-	-	-	-	-		
10/21	at Chicago	S	4	22	5.5	18	0	1	13	13.0	13	0		
10/29	at Buffalo		Inactive											
11/04	Green Bay		Inactive											
11/11	at Tennessee	p	11	31	2.8	7	0	-	-	-	-	-		
11/25	at N.Y. Jets	S	21	133	6.3	33	1	2	12	6.0	8	0		
12/02	Minnesota	S	17	63	3.7	8	0	1	7	7.0	7	0		
12/09	at Miami	S	20	57	2.9	9	0	-	-	-	-	-		
12/16	at Pittsburgh	p	13	59	4.5	13	0	-	-	-	-	-		
12/23	Buffalo	p	18	116	6.4	19	1	-	-	-	-	-		
12/30	N.Y. Jets	S	14	50	3.6	14	0	-	-	-	-	-		
2018 Totals		13/18	209	931	4.5	34t	6	7	50	7.1	13	0		
01/13	L.A. Chargers	p	24	129	5.4	40	3	1	9	9.0	9	0		
01/20	at Kansas City	S	29	113	3.9	11	2	-	-	-	-	-		
02/03	L.A. Rams	S	18	94	5.2	26	1	-	-	-	-	-		
2018 Postseason		3/2	71	336	4.7	40	6	1	9	9.0	9	0		

10/27	Cleveland	S	21	74	3.5	16	0	-	-	-	-	-	
11/03	at Baltimore	p	4	18	4.5	10	0	1	12	12.0	12	0	
11/17	at Philadelphia	S	10	33	3.3	12	0	2	11	5.5	12	0	
11/24	Dallas	S	20	85	4.3	17	0	-	-	-	-	-	
12/01	at Houston	S	10	45	4.5	17	0	-	-	-	-	-	
12/08	Kansas City	S	5	8	1.6	3	0	1	1	1.0	1	0	
12/15	at Cincinnati	S	19	89	4.7	12	0	1	14	14.0	14	0	
12/21	Buffalo	S	21	96	4.6	25	0	1	5	5.0	5	0	
12/29	Miami	S	18	74	4.1	9	1	-	-	-	-	-	
2019 Totals			16/14	247	912	3.7	26	7	12	94	7.8	19	0
01/04	Tennessee	p	14	61	4.4	25	0	2	9	4.5	7	0	
2019 Postseason			1/0	14	61	4.4	25	9	2	9	4.5	7	0

2020	OPPONENT	P/S	RUSHING					RECEIVING				
			NO	YDS	AVG	LG	TD	NO	YDS	AVG	LG	TD
09/13	Miami	S	10	37	3.7	7	1	-	-	-	-	-
09/20	at Seattle	S	7	19	2.7	5	0	-	-	-	-	-
09/27	Las Vegas	S	9	117	13.0	48	0	2	23	11.5	14	0
10/05	at Kansas City		Placed on IR (10/5)									
10/18	Denver											
10/25	San Francisco											
11/01	at Buffalo											
11/09	at N.Y. Jets											
11/15	Baltimore		Activated to 53-man Roster (11/21)									
11/22	at Houston		Inactive									
11/29	Arizona	p	-	-	-	-	-	-	-	-	-	-
12/06	at L.A. Chargers	p	10	35	3.5	10	0	1	23	23.0	23	0
12/10	at L.A. Rams	p	7	22	3.1	8	0	-	-	-	-	-
12/20	at Miami	S	10	74	7.4	17	0	1	8	8.0	8	0
12/28	Buffalo	S	10	69	6.9	29	0	-	-	-	-	-
01/03	N.Y. Jets	S	16	76	4.8	13	0	3	60	20.0	31t	1
2020 Totals		9/6	79	449	5.7	48	1	7	114	16.3	31t	1



## JALEN MILLS

### 2 | DEFENSIVE BACK

**HT:** 6-0 | **WT:** 191 | **Born:** 4/6/1994 | **Exp.** (NFL/Patriots): 6/1  
**GP/GS (Playoffs):** 63/49 (4/4) | **Acq:** UFA (PHI)-21  
**College:** Louisiana State | **Hometown:** Dallas, Texas

**SUPER BOWLS:** 17

### CAREER TRANSACTIONS

Jalen Mills was signed by the New England Patriots as an unrestricted free agent from Philadelphia on March 19, 2021 ... Originally drafted by Philadelphia in the seventh round (233rd overall) of the 2016 NFL Draft ... Re-signed by Philadelphia as an unrestricted free agent (3/24/20).

### SEASONAL REVIEWS

#### 2020 (15/15 – PHILADELPHIA)

- Started all 15 games he played in (13 at safety, two at cornerback) and totaled a career-high 74 tackles, 1½ sacks, one interception returned for 5 yards, three passes defensed and one forced fumble.
- Did not play in the season finale at Washington (1/3) after being placed on the reserve/COVID-19 list on Dec. 31.
- Registered a season-high seven tackles vs. L.A. Rams (9/20).

- Posted five tackles and finished with 1½ sacks, the first of his career, vs. Cincinnati (9/27).
- Made four tackles and forced the first fumble of his career vs. Baltimore (10/18).
- Notched four tackles and had an interception as part of a 22-21 win vs. N.Y. Giants (10/22).
- Matched a season-high with seven tackles vs. Seattle (11/30).

#### 2019 (9/9, 1/1 – PHILADELPHIA)

- Missed the first six games of the season after being placed on the Reserve/Physically Unable to Perform list.
- Started all nine regular season games he played in at cornerback and registered 41 tackles, one interception and seven passes defensed.
- Started in the Wild Card Playoff loss vs. Seattle (1/5) and made four tackles.

## HONORS &amp; AWARDS

**2017:** NFC Defensive Player of the Week (Wk. 8)

- Made his season debut at Dallas (10/20) and tallied a season-high eight tackles and an interception.
- Matched his season-high of eight tackles and defended one pass in the win vs. Dallas (12/22).

**2018 (8/8, 0/0 – PHILADELPHIA)**

- Started all eight games he played in at cornerback and registered 41 tackles, nine passes defended and one tackle on special teams. Was inactive due to injury for four games before being placed on injured reserve on Dec. 8.
- Made four tackles and a single-game career-high three passes defended vs. Minnesota (10/7).
- Tallied a season-high nine tackles and defended two passes in the win at N.Y. Giants (10/11).

**2017 (15/15, 3/3 – PHILADELPHIA)**

- Started all 15 regular season games he played in at cornerback and finished with 64 tackles and career highs three interceptions (one returned for a TD) and a career-high 14 passes defended.
- Started all three playoff contests, including the Super Bowl LII win over New England and totaled 13 tackles and five passes defended.
- Was inactive for the regular season finale vs. Dallas (12/31).
- Posted nine tackles, an interception and two passes defended in the season opener at Washington (9/10).
- Tallied a single-game career-high 12 tackles and two passes defended vs. N.Y. Giants (9/24).
- Made three tackles and picked off a pass he returned 37 yards for his first career touchdown vs. San Francisco (10/29). Named NFC Defensive Player of the Week for his efforts, becoming the first Eagle to win the award since 2007.
- Totaled nine tackles and two passes defended in the Super

Bowl LII win vs. New England (2/4).

**2016 (16/2 – PHILADELPHIA)**

- Played in all 16 games with two starts at cornerback as a rookie and posted 61 tackles, seven passes defended and one special teams tackle
- Made his NFL debut vs. Cleveland (9/11) and made two tackles.
- Posted a season-high seven tackles and defended one pass at Washington (10/16).
- Tallied three tackles and a season-high two passes defended vs. Green Bay (11/28).

**COLLEGE**

- Played seven games as a senior at LSU in 2015 after suffering a preseason injury. Was first-team All-America selection by CBS Sports after finishing with 30 tackles, one sack and three passes defended.
- Started 12 games at safety and one at nickelback as a junior in 2014 and tallied 62 tackles, one interception and five passes defended.
- Started 13 games and posted 67 tackles, three sacks and tied for the team lead with three interceptions as a sophomore in 2013.
- Earned 2012 Freshman First-Team All-America honors after starting all 13 games at cornerback and registering 57 tackles, two interceptions and five passes defended.

**PERSONAL**

- Born April 6, 1994 to Kisa Mills, and has one older brother, Jaquan.
- Nickname is "Green Goblin."
- Spent one season at DeSoto (Texas) high school and helped lead his team to a 10-2 record as a senior, after transferring from Lancaster High School
- Played wide receiver and quarterback before moving to defensive back as a junior in high school.


## JALEN MILLS STATISTICS

POS: DB HT: 6-0 WT: 191 LBS YEAR: 6<sup>TH</sup> ACQ: UFA (PHI)-21 COLLEGE: LOUISIANA STATE BORN: 4/6/94**REGULAR SEASON DEFENSIVE STATISTICS**

			TACKLES					INTERCEPTIONS					MISCELLANEOUS					
Year	Team	G/S	TT	UT	A	S	YDS	NO	YDS	AVG	LG	TD	PD	FF	FR	YDS	TD	SPT
2016	Eagles	16/2	61	51	10	0.0	0.0	0	0	0.0	0	0	7	0	0	0	0	1
2017	Eagles	15/15	64	51	13	0.0	0.0	3	53	17.7	37t	1	14	0	0	0	0	0
2018	Eagles	8/8	41	35	6	0.0	0.0	0	0	0.0	0	0	9	0	0	0	0	1
2019	Eagles	9/9	41	29	12	0.0	0.0	1	0	0.0	0	0	7	0	0	0	0	0
2020	Eagles	15/15	74	59	15	1.5	11.5	1	5	5.0	5	0	3	1	0	0	0	0
Totals – 5 Years		63/49	281	225	56	1.5	11.5	5	58	11.6	37t	1	40	1	0	0	0	2

**POSTSEASON DEFENSIVE STATISTICS**

Year	Team	G/S	TACKLES					INTERCEPTIONS					MISCELLANEOUS				
			TT	UT	A	S	YDS	NO	YDS	AVG	LG	TD	PD	FF	FR	YDS	TD
2017	Eagles	3/3	13	10	3	0.0	0.0	0	0	0.0	0	0	5	0	0	0	0
2018	Eagles		Injured Reserve														
2019	Eagles	1/1	4	3	1	0.0	0.0	0	0	0.0	0	0	0	0	0	0	0
Totals – 3 Years		4/4	17	13	4	0.0	0.0	0	0	0.0	0	0	5	0	0	0	0



# BILL MURRAY

## 97 | DEFENSIVE LINE

**HT:** 6-4 | **WT:** 265 | **Born:** 7/3/1997 | **Exp. (NFL/Patriots):** 1/2  
**GP/GS (Playoffs):** 0/0 (0/0) | **Acq:** FA-20  
**College:** William & Mary | **Hometown:** Morristown, N.J.

### CAREER TRANSACTIONS

Bill Murray was signed by the New England Patriots to the practice squad on Sept. 6, 2020 ... Originally signed by New England as a rookie free agent (5/5/20) ... Released by New England (9/5/20).

### SEASONAL REVIEWS

#### 2020 (0/0)

- Spent the season on the Patriots practice squad.

### COLLEGE

- Was a two-time All-CAA selection and a three-year starter who finished his career with 143 tackles, 19 sacks, 10 blocks, four forced fumbles, two fumble recoveries and six passes defended.
- Was a two-year letter-winner and served as a team captain as a senior.
- Appeared in all 12 games as a junior, making six starts, and finished third on the team with five quarterback hurries.
- Started all 11 games as a senior in 2019 and finished with 46 tackles, led the team with six sacks and led the nation

with four blocked kicks. Also forced a fumble had one pass defended and caught on two-point conversion.

- Started all 10 games as a junior in 2018 and totaled 48 tackles, led the team with 4½ sacks and ranked tied for fourth nationally with three blocked kicks. Also forced one fumble, recovered one fumble and defended three passes.
- Started all 11 games as a sophomore in 2017 totaled 30 tackles, led the team with 6½ sacks, forced two fumbles, recovered one fumble and blocked two extra-point attempts.

### PERSONAL

- Finished his Delbarton High School career with 52 tackles, 22 tackles for a loss, 10 sacks, two forced fumbles and two fumble recoveries.
- Also lettered in lacrosse and helped team win a state championship as a junior.
- Member of BEADS (traveled to Tanzania to help orphanages and secondary schools).
- Sister, Katie, played field hockey at Vermont.
- Majored in economics at William & Mary.



# CAM NEWTON



**HT:** 6-5 | **WT:** 245 | **Born:** 5/11/1989 | **Exp. (NFL/Patriots):** 11/2

**GP/GS (Playoffs):** 140/139 (7/7) | **Acq:** FA-20

**College:** Auburn | **Hometown:** College Park, Ga.



**PRO BOWLS:** 11, 13, 15

## CAREER TRANSACTIONS

Cam Newton was signed by the New England Patriots as a free agent on July 8, 2020 ... Originally drafted by Carolina in the first round (1st overall) of the 2011 NFL Draft ... Released by Carolina (3/24/20).

## CAREER HIGHLIGHTS

- His 70 career rushing touchdowns are the most by a quarterback since the 1970 NFL-AFL merger.
- His 70 rushing touchdowns are second-most by any player since 2011, behind Adrian Peterson's 78.
- Ranks second all-time in rushing yards by a quarterback in NFL history with 5,398 yards, trailing only Michael Vick (6,109).
- Only player in NFL history to have at least six seasons with 3,000 or more passing yards and 500 or more rushing yards at any point in a career.
- In 2018, passed Michael Vick for NFL record for most career rushing first downs (413) by a quarterback. Leads NFL in rushing first down percentage (38.6) since 2011.
- In 2015, became the first player in NFL history with at least 30 passing touchdowns (35) and 10 rushing touchdowns (10) in a single season.
- One of two quarterbacks (Michael Vick) in NFL history with three 700-yard rushing seasons in a career.
- Established a single-season NFL record for rushing touchdowns by a quarterback with 14 in 2011, moving past Steve Grogan, who had 12 rushing touchdowns in 1976. Matched Grogan's team record in 2020 with 12 rushing touchdowns for the Patriots.
- Only quarterback in NFL history with three seasons with double-digit rushing touchdowns.
- Holds NFL record for most career games with at least one passing touchdown and one rushing touchdown with 42 games.
- Posted three regular-season games and one postseason game with at least two rushing touchdowns and two passing touchdowns. His three regular season games rank second in NFL history.
- His 35 combined touchdowns (21 passing, 14 rushing) in 2011 were the most by a rookie quarterback in NFL history.
- In 2011, became the first player in NFL history to pass for 4,000 yards and rush for at least 500 yards in a single season.
- Became the first player in NFL history with 300 or more passing yards, five or more passing touchdowns and 100 or more rushing yards in a single game at N.Y. Giants (12/20/15).

## EXTRA POINTS

- Cam Newton is the sixth Heisman Trophy winner to suit up for the Patriots in team history after winning the award in 2010 at Auburn.

### PATRIOTS HEISMAN TROPHY WINNERS

RB Joe Bellino (1960 - Navy)

QB John Huarate (1964 - Notre Dame)

QB Jim Plunkett (1970 - Stanford)

QB Doug Flutie (1984 - Boston College)

QB Vinny Testaverde (1986 - Miami)

**QB Cam Newton (2010 - Auburn)**

## SEASONAL REVIEWS

### 2020 (15/15)

- Elected co-captain by his Patriots teammates.
- Started all 15 games he played in and completed 242-of-368 pass attempts (65.8 pct) for 2,657 yards with eight touchdown passes and 10 interceptions. Also set a Patriots QB record with 137 rush attempts for 592 yards (4.3 avg) and tied the team QB record with 12 rushing touchdowns. Also caught two passes for 35 yards and a touchdown.
- Missed the Week 5 contest at Kansas City (10/5) after being placed on the Reserve/COVID-19 list on Oct. 3.
- Totaled 300-plus yards passing two times:
  - Week 2 at Seattle (397)
  - Week 11 at Houston (365)
- Scored two rushing touchdowns in four contests:
  - Week 1 vs. Miami
  - Week 2 at Seattle
  - Week 9 at N.Y. Jets
  - Week 13 at L.A. Chargers
- Accumulated the three highest rushing totals by a quarterback under Bill Belichick, topped by a 79-yard rushing performance vs. N.Y. Jets (1/3/10). His 15 rushing attempts vs. Miami (9/15) were also the most by a Patriots QB in a single game.
- Caught two passes for 35 yards on the season, including a 19-yard touchdown in the season finale vs. N.Y. Jets (1/3). Became the first Patriots QB to catch a touchdown pass. The last Patriots QB with more than one reception in a single season was Steve Grogan with two receptions in 1981. Tom Yewic has the most receptions in a season by a Patriots QB with six in 1961.
- Started at quarterback in the season-opening with vs. Mi-

## SINGLE-GAME CAREER HIGHS

## REGULAR SEASON:

<b>Attempts:</b>	52	vs. Philadelphia (10/12/17)
<b>Completions:</b>	32	at Atlanta (9/16/18)
<b>Long:</b>	91t	vs. Tampa Bay (12/24/11)
<b>Yards:</b>	432	vs. Green Bay (9/18/11)
<b>Pct. (min. 20 att.):</b>	.840	at Tennessee (11/15/15)
<b>Touchdowns:</b>	5	at N.Y. Giants (12/20/15) at New Orleans (12/6/15) vs. Washington (11/22/15)
<b>Rating:</b>	153.3	vs. Atlanta (12/13/15)
<b>Rush Attempts:</b>	17	at Cincinnati (10/12/14)
<b>Rush Yards:</b>	116	vs. Atlanta (12/9/12)
<b>Rush TDs:</b>	3	at Tampa Bay (12/4/11)

ami (9/15) and finished 15-of-19 for 155 yards. Also set a single-game franchise record with 15 rushing attempts by a quarterback and his 75 rushing yards were second-most by a Patriots QB since 1976, behind the 79 rushing yards he would accumulate in the season finale.

- Set season-highs in pass attempts (44), completions (30) and passing yards (397) at Seattle (9/20), passing for one touchdown and one interception. Also totaled 11 rush attempts for 47 yards and two touchdowns for the second straight game. Matched Randall Cunningham for career rush yards by a QB at 4,928 and set an NFL record for most multi-rush TD games by NFL QB with eight. Also set a personal record for most pass yards in a half with 312 in the second half.
- Finished 17-of-25 for 157 yards vs. Denver (10/18). Added 76 yards rushing and a touchdown on 10 attempts. Became the second QB to hit the 5,000 career rush yards plateau. Also caught a 16-yard pass from Julian Edelman.
- Finished 9-of-15 passing for 98 yards vs. San Francisco (10/25) and became the first NFL player with 30,000 career passing yards and 5,000 rushing yards.
- Completed 27-of-35 pass attempts for 274 yards in the win

## DUAL-THREAT QUARTERBACK

In addition to owning the NFL record for career rushing touchdowns by a quarterback and sitting second for career rushing yards by a QB, Newton owns two additional QB records for most rushing first downs and most games with a passing and rushing touchdown.

## MOST RUSHING FIRST DOWNS BY A QB IN NFL HISTORY

Player	Rushing First Downs
Cam Newton	413
Michael Vick	343
Steve McNair	277

## MOST GAMES WITH PASS AND RUSH TD IN NFL HISTORY

Player	Games
Cam Newton	42
Steve Young	31
Aaron Rodgers	27
Fran Tarkenton	24

## HONORS &amp; AWARDS

**2017:** NFC Player of the Week (Wk. 10)

**2015:** Associated Press Most Valuable Player, Associated Press Offensive Player of the Year, Associated Press First-Team All-Pro, Pro Bowl, *Sports Illustrated* Most Valuable Player, *Sporting News* Offensive Player of the Year, *Sporting News* All-Pro, PFWA Most Valuable Player, PFWA Offensive Player of the Year, PFWA All-NFL Team, PFWA All-NFC Team, NFC Offensive Player of the Week (Wk. 9, 11, 13, 15 & 17)

**2013:** Pro Bowl

**2011:** Associated Press Offensive Rookie of the Year, Pro Bowl, Pepsi NFL Rookie of the Year, *Sports Illustrated* Offensive Rookie of the Year, *Sporting News* Rookie of the Year, PFWA Rookie of the Year, PFWA All-Rookie Team, NFL 101 NFC Offensive Player of the Year, NFC Offensive Rookie of the Month (September), NFC Player of the Week (Wk. 13)

at N.Y. Jets (11/9). Also rushed 10 times for 16 yards and two touchdowns, the third multi-rush TD game of the season.

- Threw for 365 yards and a touchdown on 26-of-40 passing at Houston (11/22). It was the second time in 2020 he eclipsed 300-yards passing. Also carried three times for 6 yards, passing Steve Grogan for most rushing attempts in a single season by a Patriots QB. Grogan had 81 rushing attempts in 1978.
- Completed 12-of-19 pass attempts for 69 yards and one touchdown and rushed 14 times for 48 yards and two touchdowns in the win at L.A. Chargers (12/6). Became the first QB with double-digit rushing touchdowns in three separate seasons. Scored multiple rushing touchdowns for the fourth time in 2020, the most in a single season by an NFL quarterback. It is also his 10th career game with at least two rushing touchdowns, also an NFL record. In addition, extended his NFL record with his 42nd career performance with both a rushing and passing touchdown.
- Scored his 12th rushing touchdown of the season on a 9-yard run in the second quarter vs. Buffalo (12/28), tying Steve Grogan for the single-season franchise record for rushing touchdowns by a quarterback.
- Completed 21-of-30 passes for 242 yards and a season-high three touchdowns in the season-finale win vs. N.Y. Jets (1/3). Also rushed for 79 yards on 11 attempts,

## RECORD RUSHER

Cam Newton is first in NFL history with 70 rushing touchdowns by a quarterback and second with 5,319 career rushing yards.

## MOST RUSHING TDS BY A QB IN NFL HISTORY

Player	Rushing TDs
Cam Newton	70
Steve Young	43
Jack Kemp	40

## MOST RUSH YARDS BY A QB IN NFL HISTORY

Player	Rushing Yards
Michael Vick	6,109
Cam Newton	5,398
Randall Cunningham	4,928

## SEASONAL RUSHING RECORD

Newton set the NFL record for most rushing touchdowns by a quarterback in a single season with 14 in 2011, surpassing the 12 rushing touchdowns by former Patriots QB Steve Grogan in 1976. Newton is also the only NFL QB with three seasons of double-digit rushing touchdowns. He had 12 rushing touchdowns in 2020.

### MOST RUSH TDS IN A SEASON BY A QB

Player	Team	Season	TDs
Cam Newton	Carolina	2011	14
Cam Newton	New England	2020	12
Steve Grogan	New England	1976	12
Kyle Murray	Arizona	2020	11
Kordell Stewart	Pittsburgh	1997	11
Tobin Rote	Green Bay	1956	11
Johnny Lujack	Chicago	1950	11
Cam Newton	Carolina	2015	10
Billy Kilmer	San Francisco	1961	10
Daunte Culpepper	Minnesota	2002	10

including a 49-yard dash in the first quarter, the longest run in Patriots history by a quarterback and the most rushing yards by a quarterback under Bill Belichick. That run also pushed him past Steve Grogan (539 yards rushing in 1978) for the most rushing yards in a season by a Patriots quarterback, finishing with 592 yards rushing in 2020. Newton's 79 yards rushing were most for a Patriots QB since Steve Grogan in 1976. In addition, Newton hauled in a 19-yard touchdown pass from Jakobi Meyers in the third quarter that tied the game 14 marking the first time in Patriots history a quarterback caught a touchdown pass.

## 2019 (2/2 – CAROLINA)

- Started the first two games of the season for Carolina and completed 50-of-89 pass attempts (56.2%) for 572 yards.
- Was inactive for six contests due to injury before being placed on injured reserve on Nov. 9.
- Eclipsed 300 yards passing (333) Week 2 vs. Tampa Bay.

## 2018 (14/14 – CAROLINA)

- Started 14 games before missing final two games due to injury. Threw for 3,395 yards and 24 passing touchdowns for a franchise-record 67.9 completion percentage.
- Totaled 300-plus yards passing three times:
  - Week 2 at Atlanta (335)
  - Week 11 at Detroit (357)
  - Week 13 at Tampa Bay (300)
- Completed a career-high 32 passes on 45 attempts, tallying 335 passing yards, three touchdowns and one interception at Atlanta (9/16).
- Threw three fourth-quarter touchdowns to cap a franchise-best fourth quarter comeback at Philadelphia (10/21), overcoming 17-0 deficit to win 21-17. Marked his 17th career game-winning drive.

## 2017 (16/16, 1/1)

- Started all 16 regular-season games, completing 291-of-492 passes for 3,302 passing yards, 22 touchdowns and 16 interceptions. Led the team in rushing yards with a career-high 754 yards on ground, including six touchdowns.
- Surpassed 300 yards passing twice:
  - Week 4 at New England (316)
  - Week 5 at Detroit (355)
- Scored once on the ground at New England (10/1), becoming the first quarterback in NFL history to reach 50 rushing touchdowns. Notched his first career game with 300 or more passing yards while completing at least 75 percent of his passes.
- Earned NFC Offensive Player of the Week honors after completing 21-of-35 passes for 254 yards and four touchdowns. Led the offense to a franchise-record 548 total net yards vs. Miami (11/13). Surpassed the 4,000-yard career rushing milestone after running for 95 yards and one touchdown.

## 2016 (15/14 – CAROLINA)

- Played in 15 games with 14 starts, missing one due to a injury. Compiled 3,509 passing yards, 19 touchdowns and 14 interceptions while completing 270-of-510 passes. Also rushed for 359 yards and five touchdowns.
- Surpassed 300 yards passing three times:
  - Week 2 vs. San Francisco (353)
  - Week 6 at New Orleans (322)
  - Week 15 at Washington (300)

## MULTIPLE RUSH TD PERFORMANCES

Newton scored two rushing touchdowns four times in 2020: vs. Miami (9/13), at Seattle (9/20), at N.Y. Jets (11/9) and at L.A. Chargers (12/6). The multi-TD rush performance against the Chargers marked the 16th time in Patriots history that a QB has scored multiple rushing TDs.

### MOST MULTI-RUSH TDS BY A QB IN NFL HISTORY

Player	Multi-Rush TD Games
Cam Newton	10
Otto Graham	7
Jack Kemp	7
Steve McNair	7
Steve Young	7

### NEWTON MULTI-RUSH TD GAMES

Date	Opponent	Rushing TDs
12/04/11	at Tampa Bay	3
12/06/20	at LA Chargers	2
11/01/20	at N.Y. Jets	2
09/20/20	at Seattle	2
09/13/20	vs. Miami	2
09/23/18	vs. Cincinnati	2
01/03/16	vs. Tampa Bay	2
11/26/12	at Philadelphia	2
11/20/11	at Detroit	2
10/02/11	at Chicago	2



## NEWTON AT 75

Newton has 12 career games with at least 75 yards rushing, fourth-most for a QB in NFL history.

### MOST GAMES WITH 75+ RUSH YARDS BY A QB

Player	75+ Rush-Yard Games
Michael Vick	21
Lamar Jackson	18
Russell Wilson	13
<b>Cam Newton</b>	<b>12</b>

- Scored his 44th career rushing touchdown at Denver (9/8), breaking tie with Steve Young (43 from 1985-99) for most rushing touchdowns in NFL history by a quarterback.
- Directed a Carolina offense that produced 529 total net yards vs. San Francisco (9/18) and scored 46 points, the third-highest total in club history.
- Surpassed the 20,000-yard passing milestone after throwing for 261 passing yards vs. Kansas City (11/13). Became the fifth youngest quarterback to reach 20,000 passing yards (27 years, 186 days).
- Scored three total touchdowns (two passing, one rushing) at Oakland (11/27), marking 35th career game with at least one rushing touchdown and one passing touchdown, the most in NFL history.

### 2015 (16/16, 3/3 – CAROLINA)

- Named Associated Press NFL Most Valuable Player and AP NFL Offensive Player of the Year after he completed 296-of-495 passes for 3,837 yards and a career-high 35 touchdowns with 10 interceptions. Became first player in NFL history with at least 30 passing touchdowns and 10 rushing touchdowns in a single season. Became first player in NFL history to produce five seasons with at least 3,000 passing yards and 500 rushing yards.
- Named NFC Offensive Player of the Week five times, tying Tom Brady in 2007 for most in a season in NFL history.
- Totaled 300-plus yards passing three times:
  - Week 3 vs. New Orleans (315)
  - Week 13 at New Orleans (331)
  - Week 15 at N.Y. Giants (340)
- Became the first player in NFL history with at least 300 passing yards, five passing touchdowns and 100 rushing yards in a single game at N.Y. Giants (12/20).
- Tied the franchise single-game record with five touchdown passes vs. Washington (11/22). Matched the record at New Orleans (12/16) and at N.Y. Giants (12/20).
- Became the fourth quarterback in NFL history to have multiple rushing and passing touchdowns in the same postseason game in NFC Championship vs. Arizona (1/24). Completed 19-of-28 passes for 335 yards.

### 2014 (14/14, 2/2 – CAROLINA)

- Started 14 games in 2014 and was inactive for two contests due to injury. Completed 262-of-448 passes for 3,127 yards and 18 touchdowns with 12 interceptions.
- Started both playoff contests and totaled 444 yards passing on 41-of-68 attempts for 444 yards with four touchdown passes and three interceptions.

- Eclipsed 300 yards passing in Week 11 at Philadelphia (306).
- Earned NFC Offensive Player of the Week at New Orleans (12/7). Accumulated 309 total net yards (226 passing, 83 rushing) and four touchdowns (three passing, one rushing) in a 41-10 win.

### 2013 (16/16, 1/1 – CAROLINA)

- Started all 16 regular-season games and earned his second career Pro Bowl selection in 2013. Completed 292-of-473 passes for 3,379 yards and 24 touchdowns with 13 interceptions.
- Surpassed 300 yards passing in Week 4 at Arizona (308).
- Started the NFC Divisional Playoff vs. San Francisco (1/12) and threw for 267 yards on 16-of-25 passing for 267 yards with one touchdown pass and two interceptions. Also rushed for 54 yards on 10 attempts.

### 2012 (16/16 – CAROLINA)

- Started all 16 games and completed 280-of-485 passes for 3,869 yards and 19 touchdowns with 12 interceptions.
- Set a then-NFL record for the most passing yards in a player's first two seasons with 7,920, surpassing the previous mark of 7,874 by Peyton Manning from 1998-99. Accomplished record with 106 fewer pass attempts than Manning (1,002 compared to 1,108).
- Totaled 300-plus yards passing twice:
  - Week 1 at Tampa Bay (303)
  - Week 12 at Philadelphia (306)

## NEWTON TAKES OFF RUNNING

Cam Newton has the three highest rushing totals by a quarterback under Bill Belichick, topped by a 79-yard rushing performance vs. the New York Jets on Jan. 3, 2020. His 15 rushing attempts vs. Miami (9/15) were also the most by a Patriots QB in a single game.

### MOST RUSH YARDS BY PATRIOTS QB SINCE 1976

Player	Date	Opponent	Yards
Steve Grogan	10/18/76	vs. N.Y. Jets	103
Babe Parilli	11/06/64	vs. Houston	96
Tom Yewcic	11/30/62	vs. N.Y. Titans	90
Steve Grogan	11/20/77	at Buffalo	81
<b>Cam Newton</b>	<b>01/03/21</b>	<b>vs. N.Y. Jets</b>	<b>79</b>
<b>Cam Newton</b>	<b>10/18/20</b>	<b>vs. Denver</b>	<b>76</b>
Steve Grogan	09/19/76	vs. Miami	76
<b>Cam Newton</b>	<b>09/13/20</b>	<b>vs. Miami</b>	<b>75</b>

### MOST RUSH ATTEMPTS BY PATRIOTS QB SINCE 1976

Player	Date	Opponent	Attempts
<b>Cam Newton</b>	<b>09/13/20</b>	<b>vs. Miami</b>	<b>15</b>
<b>Cam Newton</b>	<b>12/06/20</b>	<b>at LA Chargers</b>	<b>14</b>
Steve Grogan	11/20/77	at Buffalo	12
<b>Cam Newton</b>	<b>01/03/21</b>	<b>vs. N.Y. Jets</b>	<b>11</b>
<b>Cam Newton</b>	<b>11/15/20</b>	<b>vs. Baltimore</b>	<b>11</b>
<b>Cam Newton</b>	<b>09/20/20</b>	<b>at Seattle</b>	<b>11</b>
Tony Eason	11/09/86	at Indianapolis	11

- Led the team with 741 yards rushing and eight touchdowns. Became the first quarterback to lead a team in rushing since Donovan McNabb of the Philadelphia Eagles in 2000.
- Became the first player in NFL history with at least 250 passing yards, 100 rushing yards, a touchdown pass and a rushing touchdown in a game at Atlanta (12/19). Rushed for a career-high 116 yards and one touchdown, the first time in team history that a quarterback posted 100 yards rushing in a game. Scored on a career-long 72-yard dash.

## 2011 (16/16 – CAROLINA)

- Named Associated Press Offensive Rookie of the Year after starting all 16 games for Carolina and completing 310-of-517 passes for 4,051 yards and 21 touchdowns. Also rushed for 706 yards and a team-high 14 touchdown.
- Set a then-NFL rookie record for passing yards with 4,051, eclipsing the previous mark of 3,739 by Peyton Manning in 1998.
- Eclipsed 300 yards passing three times:
  - Week 1 at Arizona (422)
  - Week 2 vs. Green Bay (432)
  - Week 4 at Chicago (374)
- In his first two career games, threw for 422 yards at Arizona (9/11) and 432 yards vs. Green Bay (9/18). Became the first player in NFL history with back-to-back 400-yard passing games to begin a career and one of seven quarterbacks in NFL history to have consecutive 400-yard passing games.
- Became the first rookie in NFL history to throw for more than 400 yards in first career start with 422 yards and two touchdowns at Arizona (9/11).
- Named NFL Offensive Rookie of the Month for September 2011 after passing for 1,012 yards – the most ever by a player in his first three games.

## COLLEGE

- Finished collegiate career at Auburn after playing one season at Blinn (Texas) Junior College and spending two years at Florida.
- Directed two different schools to national championships, helping Auburn capture the 2010 BCS National Championship and Blinn Junior College claim the 2009 NJCAA National Championship.
- As a junior in 2010, won the Heisman Trophy and Davey O'Brien Award (given to the nation's top quarterback) and was named Associated Press first-team All-American and SEC Offensive Player of the Year. Passed for school record 30 touchdowns with seven interceptions. Also led the Tigers with 1,473 yards rushing and a school-record 20 touchdowns on 264 carries. Became the third player in NCAA FBS history to total 20 passing and 20 rushing touchdowns in a season and first player in SEC history to accumulate 2,000 yards passing and 1,000 yards rushing in a season. Also set an SEC record with 4,327 yards of total offense.
- Named SEC Championship Game Offensive MVP, throwing for a career-high 335 yards and accounting for six touchdowns (four passing and two rushing) against South Carolina.
- As a sophomore in 2009, transferred to Blinn (Texas) Junior College from Florida and was named NJCAA honorable mention All-American.
- Redshirted by Florida in 2008 after seeing action in the season opener.
- Played in five games for Florida as a freshman in 2007.

## PERSONAL

- Attended Westlake High School in Atlanta, Georgia.
- Majored in sociology at Auburn.

# CAM NEWTON STATISTICS

POS: QB HT: 6-5 WT: 245 LBS YEAR: 11<sup>TH</sup> ACQ: FA-20 COLLEGE: AUBURN BORN: 5/11/89

## REGULAR SEASON PASSING STATISTICS

Year	Team	G/S	Att	Cmp	Yds	Yds/Att	Pct	TD	TD %	Int	Int %	Lg	Sacks	Rating
2011	Panthers	16/16	517	310	4051	7.8	60.0	21	4.1	17	3.3	91t	35/260	84.5
2012	Panthers	16/16	485	280	3869	8.0	57.7	19	3.9	12	2.5	82	36/244	86.2
2013	Panthers	16/16	473	292	3379	7.1	61.7	24	5.1	13	2.7	79t	43/336	88.8
2014	Panthers	14/14	448	262	3127	7.0	58.5	18	4.0	12	2.7	51	38/300	82.1
2015	Panthers	16/16	495	296	3837	7.8	59.8	35	7.1	10	2.0	74t	33/284	99.4
2016	Panthers	15/14	510	270	3509	6.9	52.9	19	3.7	14	2.7	88t	36/277	75.8
2017	Panthers	16/16	492	291	3302	6.7	59.1	22	4.5	16	3.3	64	35/242	80.7
2018	Panthers	14/14	471	320	3395	7.2	67.9	24	5.1	13	2.8	82	29/213	94.2
2019	Panthers	2/2	89	50	572	6.4	56.2	0	0.0	1	1.1	44	6/43	71.0
2020	Patriots	15/15	368	242	2,657	7.2	65.8	8	2.2	10	2.7	50	31/195	82.9
<b>Totals – 10 Years</b>		<b>140/139</b>	<b>4,338</b>	<b>2,613</b>	<b>31,698</b>	<b>7.3</b>	<b>60.1</b>	<b>190</b>	<b>4.4</b>	<b>118</b>	<b>2.7</b>	<b>91t</b>	<b>322/2,394</b>	<b>85.8</b>

**Additional Statistics:** 1 Reception for 27 Yards at Tampa Bay (12/4/11); 1 Reception for 6 Yards vs. Dallas (10/21/12), 1 Reception for 16 Yards vs Denver (10/18/20), 1 TD Reception for 19 yards vs NYJ (1/3/21).

## POSTSEASON PASSING STATISTICS

Year	Team	G/S	Att	Cmp	Yds	Yds/Att	Pct	TD	TD %	Int	Int %	Lg	Sacks	Rating
2013	Panthers	1/1	25	16	267	10.7	64.0	1	4.0	2	8.0	59	5/35	79.9
2014	Panthers	2/2	68	41	444	6.5	60.3	4	5.9	3	4.0	39t	3/16	80.8
2015	Panthers	3/3	91	53	761	8.4	58.2	3	3.3	2	2.2	86t	8/85	87.3
2017	Panthers	1/1	40	24	349	8.7	60.0	2	5.0	0	0.0	56t	4/43	105.1
<b>Totals – 4 Years</b>		<b>7/7</b>	<b>224</b>	<b>134</b>	<b>1,821</b>	<b>8.1</b>	<b>59.8</b>	<b>10</b>	<b>4.5</b>	<b>7</b>	<b>3.1</b>	<b>86t</b>	<b>20/179</b>	<b>87.7</b>

## RUSHING STATISTICS

REGULAR SEASON							POSTSEASON						
Year	Team	No	Yds	Avg	Lg	TD	Year	Team	No	Yds	Avg	Lg	TD
2011	Panthers	126	706	5.6	49t	14	2013	Panthers	10	54	5.4	11	0
2012	Panthers	127	741	5.8	72t	8	2014	Panthers	18	72	4.0	13	0
2013	Panthers	111	585	5.3	56	6	2015	Panthers	27	95	3.5	14	2
2014	Panthers	103	539	5.2	22	5	2017	Panthers	8	37	4.6	29	0
2015	Panthers	132	636	4.8	47	10	<b>Totals – 4 Years</b>						
2016	Panthers	90	359	4.0	28	5			<b>63</b>	<b>258</b>	<b>4.1</b>	<b>29</b>	<b>2</b>
2017	Panthers	139	754	5.4	69	6							
2018	Panthers	101	488	4.8	29	4							
2019	Panthers	5	-2	-0.4	3	0							
2020	Patriots	137	592	4.3	49	12							
<b>Totals – 10 Years</b>		<b>1,071</b>	<b>5,398</b>	<b>5.0</b>	<b>72t</b>	<b>70</b>							

# NEWTON'S CAREER GAME-BY-GAME

PASSING													RUSHING						
2011	OPPONENT	P/S	ATT	CMP	YDS	PCT	TD	LG	INT	S	YDS	RATING	RUSH	YDS	LG	TD	W/L	SCORE	
09/11	at Arizona	S	37	24	422	64.9	2	77t	1	4	19	110.4	8	18	12	1	L	21-28	
09/18	Green Bay	S	46	28	432	60.9	1	62	1	4	28	72.0	10	53	12	1	L	23-30	
09/25	Jacksonville	S	34	18	158	52.9	1	18	0	0	0	75.4	7	27	7	0	W	16-10	
10/02	at Chicago	S	46	27	374	58.7	1	53	1	0	0	83.1	8	35	14	2	L	29-34	
10/09	New Orleans	S	31	16	224	51.6	2	54t	1	1	5	83.3	7	27	13	1	L	27-30	
10/16	at Atlanta	S	35	21	237	60.0	0	29	3	1	8	44.6	7	47	14	1	L	17-31	
10/23	Washington	S	23	18	256	78.3	1	37	0	4	24	127.5	10	59	25	1	W	33-20	
10/30	Minnesota	S	35	22	290	62.9	3	44	0	3	25	117.6	6	53	24	0	L	21-24	
11/13	Tennessee	S	40	23	212	57.5	0	19	1	5	46	61.7	7	55	26	0	L	3-30	
11/20	at Detroit	S	38	22	280	57.9	1	32	4	1	8	50.2	7	37	11t	2	L	35-49	
11/27	at Indianapolis	S	27	20	208	74.1	0	30	0	3	32	95.9	9	53	14t	1	W	27-19	
12/04	at Tampa Bay	S	21	12	204	57.1	1	31	0	2	9	106.1	14	54	22	3	W	38-19	
12/11	Atlanta	S	39	19	276	48.7	2	48	2	2	17	67.9	7	36	12	0	L	23-31	
12/18	at Houston	S	23	13	149	56.5	2	26t	0	2	10	105.2	7	55	17	0	W	28-13	
12/24	Tampa Bay	S	17	12	171	70.6	3	91t	0	1	8	142.4	6	65	49t	1	W	48-16	
01/01	at New Orleans	S	25	15	158	60.0	1	22	1	2	21	75.1	6	32	16	0	L	17-45	
2011 Totals			16/16	517	310	4051	60.0	21	91t	17	35	260	84.5	126	706	49t	14	6-10	

PASSING													RUSHING						
2012	OPPONENT	P/S	ATT	CMP	YDS	PCT	TD	LG	INT	S	YDS	RATING	RUSH	YDS	LG	TD	W/L	SCORE	
09/09	at Tampa Bay	S	33	23	303	69.7	1	51	2	3	12	83.3	5	4	4	0	L	10-16	
09/16	New Orleans	S	20	14	253	70.0	1	66	0	1	9	129.2	13	71	40	1	W	35-27	
09/20	N.Y. Giants	S	30	16	242	53.3	0	33	3	2	21	40.6	6	6	3	1	L	7-36	
09/30	at Atlanta	S	24	15	215	62.5	2	36t	0	3	10	119.3	9	86	32	1	L	28-30	
10/07	Seattle	S	29	12	141	41.4	0	24	0	4	33	56.8	7	42	15	0	L	12-16	
10/21	Dallas	S	37	21	233	56.8	1	32	1	2	17	73.4	6	64	24	0	L	14-19	
10/28	at Chicago	S	39	20	314	51.3	0	62	2	2	17	57.0	5	37	16	0	L	22-23	
11/04	at Washington	S	23	13	201	56.5	1	82	0	0	0	100.1	8	37	11	1	W	21-13	
11/11	Denver	S	36	21	241	58.3	2	26	2	7	43	74.0	4	7	6	0	L	14-36	
11/18	Tampa Bay	S	29	16	252	55.2	1	32	0	2	18	95.8	11	40	16	0	L	21-27	
11/26	at Philadelphia	S	28	18	306	64.3	2	55	0	2	17	125.0	14	52	14	2	W	30-22	
12/02	at Kansas City	S	27	15	232	55.6	3	53	0	2	12	121.2	7	78	28	0	L	21-27	
12/09	Atlanta	S	35	23	287	65.7	2	53t	0	1	7	110.1	9	116	72t	1	W	30-20	
12/16	at San Diego	S	33	19	231	57.6	2	45t	0	2	14	99.4	4	7	3	0	W	31-7	
12/23	Oakland	S	29	18	170	62.1	1	23t	1	2	11	75.4	12	60	29	1	W	17-6	
12/30	at New Orleans	S	33	16	248	48.5	0	34	1	1	3	61.2	7	34	16	0	W	44-38	
2012 Totals			16/16	485	280	3869	57.7	19	82	12	36	244	86.2	127	741	72t	8		7-9

PASSING													RUSHING						
2013	OPPONENT	P/S	ATT	CMP	YDS	PCT	TD	LG	INT	S	YDS	RATING	RUSH	YDS	LG	TD	W/L	SCORE	
09/08	Seattle	S	23	16	125	69.6	1	27	0	1	6	97.2	5	38	11	0	L	7-12	
09/15	at Buffalo	S	38	21	229	55.3	2	40	1	6	46	79.8	4	15	6	0	L	23-24	
09/22	N.Y. Giants	S	27	15	223	55.6	3	47	1	1	15	104.4	7	45	15	1	W	38-0	
10/06	at Arizona	S	39	21	308	53.8	0	32	3	7	50	47.8	4	25	11	0	L	6-22	
10/13	at Minnesota	S	26	20	242	76.9	3	79	0	1	6	143.4	9	30	9	1	W	35-10	
10/20	St. Louis	S	17	15	204	88.2	1	25	0	2	24	136.3	10	26	13	0	W	30-15	
10/24	at Tampa Bay	S	32	23	221	71.9	2	35	0	3	26	111.6	11	50	19	1	W	31-13	
11/03	Atlanta	S	37	23	249	62.2	1	30	2	1	7	68.4	5	22	12	1	W	34-10	
11/10	at San Francisco	S	32	16	169	50.0	0	19	1	3	28	52.7	8	15	6	0	W	10-9	
11/18	New England	S	28	19	209	67.9	3	42	0	3	12	125.4	7	62	24	0	W	24-20	
11/24	at Miami	S	38	19	174	50.0	1	29	1	3	15	60.6	7	51	14	1	W	20-16	
12/01	Tampa Bay	S	29	18	263	62.1	2	36	2	0	0	85.8	5	68	56	1	W	27-6	
12/08	at New Orleans	S	34	22	160	64.7	1	17	0	5	49	85.4	6	48	19	0	L	13-31	
12/15	N.Y. Jets	S	24	16	273	66.7	1	72	0	2	12	118.9	7	12	7	0	W	30-20	
12/22	New Orleans	S	22	13	181	59.1	1	44	1	4	40	81.8	4	6	5	0	W	17-13	
12/29	at Atlanta	S	27	15	149	55.6	2	56	1	1	0	80.6	12	72	16	0	W	21-20	
2013 Totals			16/16	473	292	3379	61.7	24	79	13	43	336	88.8	111	585	56	5	12-4	
01/12	San Francisco	S	25	16	267	64.0	1	59	2	5	35	79.9	10	54	11	0	L	10-23	
2013 Postseason			1/1	25	16	267	64.0	1	59	2	5	35	79.9	10	54	11	0	0-1	

# NEWTON'S CAREER GAME-BY-GAME (CONT.)

PLAYERS

PASSING													RUSHING							
2014	OPPONENT	P/S	ATT	CMP	YDS	PCT	TD	LG	INT	S	YDS	RATING	RUSH	YDS	LG	TD	W/L	SCORE		
09/07 at	Tampa Bay				Inactive															
09/14	Detroit	S	34	22	281	64.7	1	24	0	5	30	100.2	4	19	13	0	W	24-7		
09/21	Pittsburgh	S	35	24	250	68.6	1	37t	0	3	23	98.5	2	7	5	0	L	19-37		
09/28 at	Baltimore	S	25	14	197	56.0	1	30t	0	2	20	94.9	2	7	7	0	L	10-38		
10/05	Chicago	S	35	19	255	54.3	2	22	1	2	24	84.8	6	9	3	0	W	31-24		
10/12 at	Cincinnati	S	46	29	284	63.0	2	26	1	0	0	85.8	17	107	12t	1	T	37-37		
10/19 at	Green Bay	S	31	17	205	54.8	1	32	1	3	25	72.6	7	41	10	0	L	17-38		
10/26	Seattle	S	22	12	171	54.5	0	51	1	3	19	61.0	12	24	8	0	L	9-13		
10/30	New Orleans	S	28	10	151	35.7	0	47	1	4	29	39.4	7	43	14	1	L	10-28		
11/10 at	Philadelphia	S	40	25	306	62.5	2	40t	3	9	91	71.5	2	6	4	0	L	21-45		
11/16	Atlanta	S	37	23	292	62.2	2	47t	2	2	7	82.3	5	30	15	0	L	17-19		
11/30 at	Minnesota	S	35	18	194	51.4	1	32t	1	4	24	65.7	9	49	10	0	L	13-31		
12/07 at	New Orleans	S	33	21	226	63.6	3	26t	0	0	0	114.0	12	83	22	1	W	41-10		
12/14	Tampa Bay				Inactive															
12/21	Cleveland	S	31	18	201	58.1	1	34	1	1	6	74.8	12	63	15	1	W	17-13		
12/28 at	Atlanta	S	16	10	114	62.5	1	28	0	1	2	104.7	6	51	13	1	W	34-3		
2014 Totals			14/14	448	262	3127	58.5	18	51	12	38	300	82.1	103	539	22	5	5-8-1		
01/03	Arizona	S	32	18	198	56.3	2	39	1	1	0	82.6	7	35	13	0	W	27-16		
01/10 at	Seattle	S	36	23	246	63.9	2	31	2	2	16	79.2	11	39	7	0	L	17-31		
2014 Postseason			2/2	68	41	444	60.3	4	39	3	3	16	80.8	18	72	13	0	1-1		

PASSING													RUSHING					
2015	OPPONENT	P/S	ATT	CMP	YDS	PCT	TD	LG	INT	S	YDS	RATING	RUSH	YDS	LG	TD	W/L	SCORE
09/13 at	Jacksonville	S	31	18	175	58.1	1	37	1	2	17	71.3	14	35	10	0	W	20-9
09/20	Houston	S	37	18	195	48.6	2	36t	1	2	17	71.3	10	76	19	1	W	24-17
09/27	New Orleans	S	31	20	315	64.5	2	55	0	1	3	119.7	7	33	13t	1	W	27-22
10/04 at	Tampa Bay	S	22	11	124	50.0	2	30	0	2	13	97.5	12	51	12	0	W	37-23
10/18 at	Seattle	S	36	20	269	55.6	1	32	2	3	21	65.6	7	30	9	1	W	27-23
10/25	Philadelphia	S	24	14	197	58.3	1	28	3	1	7	59.2	4	20	16	1	W	27-16
11/02	Indianapolis	S	35	16	248	45.7	2	48	1	2	9	76.8	10	41	11	0	W	29-26
11/08	Green Bay	S	30	15	297	50.0	3	59	1	0	0	104.4	9	57	23	1	W	37-29
11/15 at	Tennessee	S	25	21	217	84.0	1	27	0	5	33	116.2	9	23	7	1	W	27-10
11/22	Washington	S	34	21	246	61.8	5	35	0	2	10	123.3	4	16	9	0	W	44-16
11/26 at	Dallas	S	27	16	183	59.3	0	31	0	1	18	79.7	12	45	11	1	W	33-14
12/06 at	New Orleans	S	41	28	331	68.3	5	45t	1	1	9	122.0	10	49	30	0	W	41-38
12/13	Atlanta	S	21	15	265	71.4	3	74t	0	2	19	153.3	3	4	3	0	W	38-0
12/20 at	N.Y. Giants	S	45	25	340	55.6	5	37t	0	3	31	116.9	8	100	47	0	W	38-35
12/27 at	Atlanta	S	30	17	142	56.7	0	19	0	2	29	69.0	7	46	18	1	L	13-20
01/03	Tampa Bay	S	26	21	293	80.8	2	41	0	4	38	139.3	6	10	4	2	W	38-10
2015 Totals			16/16	495	296	3837	59.8	35	74t	10	33	284	99.4	132	646	47	10	15-1
01/17	Seattle	S	22	16	161	72.7	1	27	0	1	10	108.3	11	3	5	0	W	31-24
01/24	Arizona	S	28	19	335	67.9	2	86	1	1	11	117.4	10	47	14	2	W	49-15
02/07	Denver	S	41	18	265	43.9	0	45	1	6	64	55.4	6	45	14	0	L	10-24
2015 Postseason			3/3	91	53	761	58.2	3	86	2	8	85	87.3	27	95	14	2	2-1

PASSING													RUSHING						
2016	OPPONENT	P/S	ATT	CMP	YDS	PCT	TD	LG	INT	S	YDS	RATING	RUSH	YDS	LG	TD	W/L	SCORE	
09/08 at	Denver	S	33	18	194	54.5	1	18	1	3	18	69.5	11	54	12	1	L	20-21	
09/18	San Francisco	S	40	24	353	60.0	4	78t	1	1	0	111.8	6	37	16	0	W	46-27	
09/25	Minnesota	S	35	21	262	60.0	0	31	1	8	64	47.6	7	26	11	1	L	10-22	
10/02 at	Atlanta	S	25	14	165	56.0	1	24	0	1	8	89.6	5	30	21	0	L	33-48	
10/10	Tampa Bay				Inactive														
10/16 at	New Orleans	S	47	27	322	57.4	2	20	1	2	19	83.8	2	1	2t	1	W	41-38	
10/30	Arizona	S	27	14	212	51.9	0	50	0	1	4	78.0	7	43	19	0	W	30-20	
11/06 at	L.A. Rams	S	32	20	225	62.5	1	28	0	5	40	93.9	7	16	6	0	W	13-10	
11/13	Kansas City	S	38	23	261	60.5	1	38t	1	2	19	78.9	12	54	28	1	L	17-20	
11/17	New Orleans	S	33	14	192	42.4	1	40t	0	2	19	71.8	5	7	12	0	W	23-20	
11/27 at	Oakland	S	29	14	246	48.3	2	88t	1	2	17	86.3	3	6	3t	1	L	32-35	
12/04 at	Seattle	p	32	14	182	43.8	1	55t	0	0	0	72.7	3	12	9	0	L	7-40	

# NEWTON'S CAREER GAME-BY-GAME (CONT.)

12/11	San Diego	S	27	10	160	37.0	1	36t	1	2	14	54.5	8	31	8	0	W	28-16
12/19	at Washington	S	37	21	300	56.8	2	31	0	2	10	101.2	3	0	1	0	W	26-15
12/24	Atlanta	S	43	18	198	41.9	1	26t	2	2	15	44.5	8	36	9	0	L	16-33
01/01	at Tampa Bay	S	32	18	237	56.3	1	47	3	3	30	51.2	3	6	5	0	L	16-17
<b>2016 Totals</b>			<b>15/14</b>	<b>510</b>	<b>270</b>	<b>3509</b>	<b>52.9</b>	<b>19</b>	<b>88t</b>	<b>14</b>	<b>36</b>	<b>277</b>	<b>75.8</b>	<b>90</b>	<b>359</b>	<b>28</b>	<b>5</b>	<b>6-8</b>


PASSING													RUSHING					
2017	OPPONENT	P/S	ATT	CMP	YDS	PCT	TD	LG	INT	S	YDS	RATING	RUSH	YDS	LG	TD	W/L	SCORE
09/10	San Francisco	S	25	14	171	56.0	2	40t	1	0	0	87.3	6	3	5	0	W	23-3
09/17	Buffalo	S	32	20	228	62.5	0	24	0	6	50	83.9	5	27	15	0	W	9-3
09/24	New Orleans	S	26	17	167	65.4	0	37	3	4	28	43.8	3	16	10	1	L	13-34
10/01	at New England	S	29	22	316	75.9	3	43	1	2	12	130.8	8	44	13	1	W	33-30
10/08	Detroit	S	33	26	355	78.8	3	64	0	3	21	141.8	7	0	5	0	W	27-24
10/12	Philadelphia	S	52	28	239	53.8	1	20	3	2	14	48.5	11	71	16t	1	L	23-28
10/22	at Chicago	S	34	21	211	61.8	0	37	2	5	26	54.9	9	50	14	0	L	3-17
10/29	at Tampa Bay	S	32	18	154	56.3	1	25t	1	0	0	66.4	11	44	20	0	W	17-3
11/05	Atlanta	S	24	13	137	54.2	0	33	0	1	8	71.0	9	86	34	1	W	20-17
11/13	Miami	S	35	21	254	60.0	4	32t	0	0	0	120.4	5	95	69	0	W	45-21
11/26	at N.Y. Jets	S	28	11	168	39.3	0	25	0	3	14	59.8	9	28	7	1	W	35-27
12/03	at New Orleans	S	27	17	183	63.0	2	24t	0	2	16	107.5	6	51	32	0	L	21-31
12/10	Minnesota	S	25	13	137	52.0	1	22	1	2	8	64.9	11	70	62	0	W	31-24
12/17	Green Bay	S	31	20	242	64.5	4	30t	0	1	6	128.0	14	58	13	0	W	31-24
12/24	Tampa Bay	S	25	16	160	64.0	0	31	1	2	20	65.4	14	52	17	1	W	22-19
12/31	at Atlanta	S	34	14	180	41.2	1	44	3	2	19	31.5	11	59	17	0	L	10-22
<b>2017 Totals</b>			<b>16/16</b>	<b>492</b>	<b>291</b>	<b>3302</b>	<b>59.7</b>	<b>22</b>	<b>64</b>	<b>16</b>	<b>35</b>	<b>242</b>	<b>80.7</b>	<b>139</b>	<b>754</b>	<b>69</b>	<b>5</b>	<b>11-5</b>
01/07	at New Orleans	S	40	24	349	60.0	2	56t	0	4	43	105.1	8	37	10	0	L	26-31
<b>2017 Postseason</b>			<b>1/1</b>	<b>40</b>	<b>24</b>	<b>349</b>	<b>60.0</b>	<b>2</b>	<b>56t</b>	<b>0</b>	<b>4</b>	<b>43</b>	<b>105.1</b>	<b>8</b>	<b>37</b>	<b>10</b>	<b>0</b>	<b>0-1</b>

PASSING													RUSHING					
2018	OPPONENT	P/S	ATT	CMP	YDS	PCT	TD	LG	INT	S	YDS	RATING	RUSH	YDS	LG	TD	W/L	SCORE
09/09	Dallas	S	26	19	161	65.4	0	19	0	3	15	82.4	13	58	29	1	W	16-8
09/16	at Atlanta	S	45	32	335	71.1	3	51	1	2	17	105.3	5	42	16	0	L	24-31
09/23	Cincinnati	S	24	15	150	62.5	2	27	0	1	3	108.0	10	36	12	2	W	31-21
10/07	N.Y. Giants	S	35	21	237	60.0	2	27	2	1	5	75.5	8	29	9	0	W	33-31
10/14	at Washington	S	40	27	275	67.5	2	23	1	1	6	93.2	9	43	15	0	L	17-23
10/21	at Philadelphia	S	39	25	269	64.1	2	35	0	2	19	101.3	7	49	14	0	W	21-17
10/28	Baltimore	S	29	21	219	72.4	2	33	0	0	0	116.9	10	52	12t	1	W	36-21
11/04	Tampa Bay	S	25	19	247	76.0	2	32	0	2	19	133.3	11	33	12	0	W	42-28
11/08	at Pittsburgh	S	29	23	193	79.3	2	25	1	5	46	103.0	2	10	8	0	L	21-52
11/18	at Detroit	S	37	25	357	67.6	3	82	1	3	26	114.4	2	2	2	0	L	19-20
11/25	Seattle	S	30	25	256	83.3	2	38	1	0	0	110.6	8	63	26	0	L	27-30
12/02	at Tampa Bay	S	41	28	300	68.3	2	33	4	4	24	66.2	6	33	15	0	L	17-24
12/09	at Cleveland	S	42	26	265	61.9	0	40	1	1	1	70.0	5	23	11	0	L	20-26
12/17	New Orleans	S	29	16	131	55.2	0	22	1	4	32	52.5	5	15	5	0	L	9-12
12/23	Atlanta	Inactive																
12/30	at New Orleans	Inactive																
<b>2018 Totals</b>			<b>14/14</b>	<b>471</b>	<b>320</b>	<b>3395</b>	<b>67.9</b>	<b>24</b>	<b>82</b>	<b>13</b>	<b>29</b>	<b>213</b>	<b>94.2</b>	<b>101</b>	<b>488</b>	<b>29</b>	<b>4</b>	<b>6-8</b>

PASSING													RUSHING					
2019	OPPONENT	P/S	ATT	CMP	YDS	PCT	TD	LG	INT	S	YDS	RATING	RUSH	YDS	LG	TD	W/L	SCORE
09/08	L.A. Rams	S	38	25	239	65.8	0	17	1	3	23	72.1	3	-2	3	0	L	27-30
09/12	Tampa Bay	S	51	25	333	49.0	0	44	0	3	20	70.1	2	0	0	0	L	14-20
09/22	at Arizona	Inactive																
09/29	at Houston	Inactive																
10/06	Jacksonville	Inactive																
10/13	at Tampa Bay	Inactive																
10/27	at San Francisco	Inactive																
11/03	Tennessee	Inactive																
11/10	at Green Bay	Placed on Injured Reserve (11/09)																
<b>2019 Totals</b>			<b>2/2</b>	<b>89</b>	<b>50</b>	<b>572</b>	<b>56.2</b>	<b>0</b>	<b>44</b>	<b>1</b>	<b>6</b>	<b>43</b>	<b>71.0</b>	<b>5</b>	<b>-2</b>	<b>3</b>	<b>0</b>	<b>0-2</b>

# NEWTON'S CAREER GAME-BY-GAME (CONT.)

PASSING													RUSHING						
2020	OPPONENT	P/S	ATT	CMP	YDS	PCT	TD	LG	INT	S	YDS	RATING	RUSH	YDS	LG	TD	W/L	SCORE	
09/13	Miami	S	19	15	155	78.9%	0	25	0	2	15	100.7	15	75	12	2	W	21-11	
09/20 at	Seattle	S	44	30	397	68.2%	1	49	1	1	0	94.6	11	47	13	2	L	30-35	
09/27	Las Vegas	S	28	17	162	60.7%	1	27	1	2	6	73.8	9	27	21	0	W	36-20	
10/05 at	Kansas City	Placed on Reserve/COVID-19 (10/3); Removed (10/14)																	
10/18	Denver	S	25	17	157	68.0%	0	19	2	4	24	51.6	10	76	38	1	L	12-18	
10/25	San Francisco	S	15	9	98	60.0%	0	21	3	1	8	39.7	5	19	6	0	L	6-33	
11/01 at	Buffalo	S	25	15	174	60.0%	0	28	0	2	13	81.1	9	54	19	1	L	21-24	
11/09 at	N.Y. Jets	S	35	27	274	77.1%	0	33	0	0	0	99.0	10	16	5t	2	W	30-27	
11/15	Baltimore	S	17	13	118	76.5%	1	26	0	1	7	114.3	11	21	8	1	W	23-17	
11/22 at	Houston	S	40	26	365	65.0%	1	50	0	2	16	102.6	3	6	5	0	L	20-27	
11/29	Arizona	S	18	9	84	50.0%	0	17	2	3	15	23.6	9	46	14	0	W	20-17	
12/06 at	L.A. Chargers	S	19	12	69	63.2%	1	15	0	1	4	87.4	14	48	14	2	W	45-0	
12/10 at	L.A. Rams	S	16	9	119	56.3%	0	31	1	4	21	53.9	7	16	7	0	L	3-24	
12/20 at	Miami	S	27	17	209	63.0%	0	35	0	3	23	86.8	9	38	11	0	L	12-22	
12/28	Buffalo	S	10	5	34	50.0%	0	9	0	2	20	57.9	4	24	9t	1	L	9-38	
01/03	N.Y. Jets	S	30	21	242	70.0%	3	31t	0	3	23	127.4	11	79	49	0	W	28-14	
2020 Totals			15/15	368	242	2,657	65.8%	8	50	10	31	195	82.9	137	592	49	12		7-8



## GUNNER OLSZEWSKI



80 | WIDE RECEIVER

**HT:** 6-0 | **WT:** 190 | **Born:** 11/26/1996 | **Exp. (NFL/Patriots):** 3/3  
**GP/GS (Playoffs):** 21/2 (0/0) | **Acq:** FA-19  
**College:** Bemidji State | **Hometown:** Alvin, Texas

### PRONOUNCED O-sheh-ski

### CAREER TRANSACTIONS

Gunner Olszewski was signed by the New England Patriots as a rookie free agent on May 23, 2019.

### SEASONAL REVIEWS

#### 2020 (13/2)

- Played in 13 games with two starts, serving primarily as a kickoff and punt returner. Finished with 18 kickoff returns for 418 yards and 20 punt returns for 346 yards and one touchdown with 11 fair catches. Finished first in the NFL with a 17.3-yard punt return average. It was also the highest return average in Patriots history and the second-highest in the NFL since 1970. Became the fourth Patriots play-

### HONORS & AWARDS

**2020:** Associated Press All-Pro: First Team, *Pro Football Weekly* All-NFL Team, PFWA All-AFC Team, *Sporting News* All-Pro, AFC Special Teams Player of the Week (Wk 13).

- er to lead the league in punt return average. Also caught five passes for 62 yards and one touchdown and compiled five rushing attempts for 23 yards.
- Accumulated several accolades in 2020: Associated Press All-Pro: First Team, *Pro Football Weekly* All-NFL Team, PFWA All-AFC Team, *Sporting News* All-Pro. Also earned AFC Special Teams Player of the Week honors for his performance in Week 13 at L.A. Chargers.
- Suffered an injury during training camp and was placed on injured reserve prior to the start of the regular season. Missed the first three games of the season.
- Was activated off injured reserve prior to Week 4 at Kansas City (10/5) and caught one pass for 11 yards. Also handled punt return duties, returning one for 12 yards and one fair catch.
- Made his first NFL start at wide receiver at Buffalo (11/1). Had his first NFL rushing attempt in the second quarter for a 6-yard gain. Returned a punt 15 yards into Buffalo territory in the third quarter that helped set up a Damien Harris touchdown that tied the game 14. Also handled kickoff returns, racking up 53 yards on three returns.

### NO. 2 IN TEAM HISTORY

Olszewski finished with 145 punt return yards in the win at the L.A. Chargers (12/6/20), the second-most ever by a Patriot in a single game.

#### MOST PUNT RETURN YARDS IN A SINGLE GAME IN PATRIOTS HISTORY

Player	Game	PR Yards
Mike Haynes	vs. Buffalo (11/7/76)	156
Gunner Olszewski	at L.A. Chargers (12/6/20)	145



## SINGLE-GAME RECORD

Olszewski scored on a 70-yard punt return touchdown and had a 61-yard return in the Patriots win at the L.A. Chargers on Dec. 6, 2020. He became the first player in Patriots history with two punt returns of at least 60 yards in a single game.

### MULTIPLE LONG PUNT RETURNS IN A SINGLE GAME IN PATRIOTS HISTORY

Player	Opponent	Date	PR Yards	Returns
G. Olszewski	at LAC	12/6/20	131	70t, 61
J. Edelman	vs. IND	11/18/12	117	68, 49

- Returned two punts for a total of 67 yards in the win vs. Arizona (11/29), including a then career-long 58-yarder in the second half, a touchdown that was nullified by a penalty. Also had one rush attempt for 1 yard.
- Had a career-day in the win at L.A. Chargers (12/6). Returned three punts for a total of 145 yards, including a 70-yard touchdown in the second quarter and a 61-yard return in the fourth quarter. Became the first player in Patriots history with two punt returns of at least 60 yards in a single game. His 145 punt return yards were the second-most ever by a Patriots player in a single game, trailing only Mike Haynes's 156-yard effort on Nov. 7, 1976. Also hauled his first touchdown reception on a career-long 38-yard pass from QB Jarrett Stidham in the fourth quarter.

## 2019 (8/0, 0/0)

- Made the 53-man roster as a rookie free agent, appearing in eight games as a reserve, before being placed on injured reserve on Nov. 19. Used primarily as a punt returner, caught two passes for 34 yards, returned 20 punts for 179 yards and made one special teams tackle.
- Was inactive due to injury at Baltimore (11/3) and at Philadelphia (11/17) before being placed on injured reserve.
- Made his NFL debut in a reserve role, contributing mostly on special teams by handling punt return duties with two returns for 35 yards in the season-opening victory vs. Pittsburgh (9/8).
- Saw limited snaps offensively but returned three punts for a season-high 49 yards in the victory at Washington (10/6).
- Saw an increase in playing time on offense due to injuries

## GAME BALL TO GUNNER

Olszewski scored his first touchdown reception on a career-long 38-yard pass in the win at the L.A. Chargers on Dec. 6, 2020. Olszewski joined Julian Edelman (vs. Denver in 2014 and vs. Indianapolis in 2012), Stanley Morgan (vs. Baltimore in 1979) and Irving Fryar (vs. Indianapolis in 1985) as the only Patriots with a punt returned touchdown and a touchdown reception in the same game.

## LEAGUE LEADER

Gunner Olszewski finished first in the NFL with a 17.3-yard punt return average (20 returns for 346 yards and one touchdown) in 2020. It is also the highest return average in Patriots history and the second-highest in the NFL since 1970.

### HIGHEST PUNT RETURN AVERAGE IN A SINGLE SEASON (SINCE 1970 MERGER) (MIN. 20 RETURNS)

Player	Team	Season	PR Avg.
Leodis McKelvin	Buffalo	2012	18.7
Gunner Olszewski	New England	2020	17.3
Devin Hester	Chicago	2010	17.1

to Josh Gordon and Phillip Dorsett. Caught two passes for 34 yards while returning one punt for 10 yards in the win vs. N.Y. Giants (10/10). First NFL reception came on a 5-yard completion in the second quarter and caught a 29-yard pass in the fourth quarter. Also made a special teams tackle.

## COLLEGE

- Played defensive back throughout college career before making the switch to wide receiver in pursuit of an NFL career.
- Named Northern Sun Intercollegiate Conference (NSIC) Defensive Player of the Year and voted BSU's Defensive and Special Teams MVP following his senior season in 2018, totaling 63 tackles, three interceptions and four pass breakups. Also returned 16 punts for 269 yards.
- Played in all 11 games as a junior in 2017 and was named NSIC North Division All-Conference First Team Defense after making 67 tackles, a sack, one interception and a team-leading seven pass break-ups.
- Appeared in 11 games and totaled 95 tackles, three interceptions and 10 pass break-ups as a sophomore in 2016. Broke the Bemidji State University record for punt returns (7) and punt return yards (194) in a game vs. Minnesota Crookston on Nov. 12 and was named NSIC Special Teams Player of the Week.
- Played in all 11 games and was named NSIC Newcomer of the Year after posting 85 tackles, five pass break-ups, a forced fumble and seven interceptions as a true freshman in 2015. Also returned 24 punts for 209 yards.
- Returned two punts for three total yards and fair caught two others in a Week 11 loss at Houston (11/22). Returned one kickoff for 12-yards.

## PERSONAL

- Father, Eric, played minor league baseball as a pitcher for the Atlanta Braves organization.
- Earned varsity letters in both football and baseball at Alvin High School (Texas).
- Holds his high school's record for tackles in a season (150) as well as career tackles (270) and career interceptions (7)

# GUNNER OLSZEWSKI STATISTICS

POS: WR HT: 6-0 WT: 190 LBS YEAR: 3<sup>RD</sup> ACQ: FA-19 COLLEGE: BEMIDJI STATE BORN: 11/26/96

## REGULAR SEASON OFFENSIVE STATISTICS

			RECEIVING					RUSHING					KICK RETURNS					PUNT RETURNS					
Year	Team	G/S	NO	YDS	AVG	LG	TD	NO	YDS	AVG	LG	TD	NO	YDS	AVG	LG	TD	NO	FC	YDS	AVG	LG	TD
2019	Patriots	8/0	2	34	17.0	29	0	0	0	0.0	0	0	0	0	0.0	0	0	20	16	179	9.0	22	0
2020	Patriots	13/2	5	62	12.4	38t	1	5	23	4.6	12	0	18	418	23.2	33	0	20	11	346	17.3	70t	1
Totals – 2 Years		21/2	7	96	13.7	38t	1	5	23	4.6	12	0	18	418	23.2	33	0	40	27	525	13.1	70t	1

**Additional Statistics:** 2019: 1 Special Teams Tackle vs. N.Y. Giants (10/10/19). 2020: 1 Special Teams Tackle vs. San Francisco (10/15/20), 1 Special Teams Tackle at L.A. Chargers (12/6/20).

## POSTSEASON OFFENSIVE STATISTICS

Year	Team	G/S	RECEIVING					RUSHING					KICK RETURNS					PUNT RETURNS					
			NO	YDS	AVG	LG	TD	NO	YDS	AVG	LG	TD	NO	YDS	AVG	LG	TD	NO	FC	YDS	AVG	LG	TD
2019	Patriots	0/0	Injured Reserve																				
Totals – 1 Year			0/0	0	0	0.0	0	0	0	0	0.0	0	0	0	0	0	0	0	0	0	0.0	0	0

# OLSZEWSKI'S CAREER GAME-BY-GAME

2019													2020															
		RECEIVING											PUNT RETURNS															
	OPPONENT	P/S	NO	YDS	AVG	LG	TD	NO	FC	YDS	AVG	LG	TD		OPPONENT	P/S	NO	YDS	AVG	LG	TD	NO	FC	YDS	AVG	LG	TD	
09/08	Pittsburgh	p	-	-	-	-	-	2	3	35	17.5	20	0	09/27	Las Vegas		Activated to 53-man roster (10/5)											
09/15	at Miami	p	-	-	-	-	-	3	3	9	3.0	6	0	10/05	at Kansas City	p	1	11	11.0	11	0	1	1	12	12.0	12	0	
09/22	N.Y. Jets	p	-	-	-	-	-	8	1	44	5.5	13	0	10/18	Denver	p	-	-	-	-	-	0	1	0	0.0	0	0	
09/29	at Buffalo	p	-	-	-	-	-	0	1	0	0.0	0	0	10/25	San Francisco	p	-	-	-	-	-	0	1	0	0.0	0	0	
10/06	at Washington	p	-	-	-	-	-	3	5	49	16.3	19	0	11/01	at Buffalo	S	-	-	-	-	-	1	1	15	15.0	15	0	
10/10	N.Y. Giants	p	2	34	17.0	29	0	1	1	10	10.0	10	0	11/09	at N.Y. Jets	S	1	-1	-1.0	-1	0	-	-	-	-	-	-	
10/21	at N.Y. Jets	p	-	-	-	-	-	2	1	24	12.0	22	0	11/15	Baltimore	p	-	-	-	-	-	0	2	0	0.0	0	0	
10/27	Cleveland	p	-	-	-	-	-	1	1	8	8.0	8	0	11/22	at Houston	p	-	-	-	-	-	2	2	3	1.5	3	0	
11/03	at Baltimore						Inactive							11/29	Arizona	p	-	-	-	-	-	2	1	67	33.5	58	0	
11/17	at Philadelphia						Inactive							12/06	at L.A. Chargers	p	1	38	38.0	38t	1	3	1	145	48.3	70t	1	
11/24	Dallas						Placed on injured reserve (11/19)							12/10	at L.A. Rams	p	-	-	-	-	-	5	1	47	9.4	21	0	
2019 Totals		8/0	2	34	17.0	19	0	20	16	179	9.0	22	0	12/20	at Miami	p	-	-	-	-	-	2	0	16	8.0	13	0	
														12/28	Buffalo	p	-	-	-	-	-	1	0	5	5.0	5	0	
														01/03	N.Y. Jets	p	2	14	7.0	12	0	3	0	36	12.0	17	0	
														2020 Totals		13/2	5	62	12.4	38t	1	20	11	346	17.3	70t	1	



# MIKE ONWENU

## 71 | OFFENSIVE LINE

**HT:** 6-3 | **WT:** 350 | **Born:** 12/10/1997 | **Exp. (NFL/Patriots):** 2/2  
**GP/GS (Playoffs):** 16/16 (0/0) | **Acq:** D6a-20 (182nd)  
**College:** Michigan | **Hometown:** Detroit, Mich.

### **PRONOUNCED** oh-WHEN-new **CAREER TRANSACTIONS**

Mike Onwenu was drafted by the New England Patriots in the sixth round (182nd overall) of the 2020 NFL Draft.

### **SEASONAL REVIEWS**

#### **2020 (16/16)**

- Named to the Pro Football Writers All-Rookie Team.
- Started all 16 games - 10 at right tackle, three at right guard, two at tackle-eligible tight end and one at left guard - as part of an offensive line that finished fourth in the NFL in total rushing yards (2,346) and rush yards per game (146.6). The 2,346 yards rushing and 4.67 average yards per rush marked the fourth-highest totals in team history.
- Made his NFL debut and played in a starting role as a tackle-eligible tight end and on special teams in the season-opening win vs. Miami (9/13). Also subbed in at right tackle in the second half.
- Made his first start at left guard in the win vs. Las Vegas (9/27) when Joe Thuney moved from left guard to center due to an injury to David Andrews. Also helped pave the way for 250 yards rushing from the Patriots offense.
- Started at right guard in place of Shaq Mason vs. Denver (10/18). When starting right tackle Jermaine Eluemunor left the game in the first quarter with an injury, Onwenu moved to right tackle and Hjalte Froholdt entered the game at right guard. Onwenu moved to left guard to start the second half when Isaiah Wynn moved from left guard back to left tackle.
- Started at right tackle vs. San Francisco (10/25) and moved to left guard in the third quarter when Joe Thuney left with an injury and Justin Herron moved to right tackle. Onwenu then moved back to right tackle when Herron left with an injury.
- Started at right tackle and played all 58 offensive snaps at guard in the win vs. Baltimore (11/15). Helped play a key

### **HONORS & AWARDS**

**2020:** PFWA All-Rookie Team

role in blocking for the Patriot run game that racked up 173 yards.

- Started at right tackle and played every offensive snap vs. Buffalo (12/28). Moved from right tackle to right guard when Shaq Mason left with an injury.

### **COLLEGE**

- Was a four-year letterman at Michigan and a two-time All-Big Ten third team selection (2018-19).
- Appeared in 46 career games, playing along the offensive line in 41 contests.
- Started 35 games at guard, also contributing on PAT/field goal protection units throughout his career.
- Was an All-Big Ten third team (coaches) and All-Big Ten honorable mention (media) selection in 2019, starting all 13 games at right guard as a senior.
- Was an All-Big Ten third team (coaches) and All-Big Ten honorable mention (media) selection in 2018, starting all 13 games at right guard, including against Florida in the Chick-Fil-A Peach Bowl (12/29).
- Started nine games and played in 11 contests as a sophomore in 2017.
- Played in nine games, also seeing action on field-goal protection unit and on the defensive line as a freshman in 2016.
- Started and played every offensive snap at right guard in a Week 17 win vs the Jets (1/3).

### **PERSONAL**

- Enrolled in the College of Literature, Science and the Arts, majoring in general studies.



# ADRIAN PHILLIPS



## 21 | DEFENSIVE BACK

**HT:** 5-11 | **WT:** 210 | **Born:** 3/28/1992 | **Exp. (NFL/Patriots):** 8/2

**GP/GS (Playoffs):** 80/40 (2/2) | **Acq:** UFA (LAC)-20

**College:** Texas | **Hometown:** Garland, Texas



**PRO BOWLS:** 18

### CAREER TRANSACTIONS

Adrian Phillips was signed by the New England Patriots as an unrestricted free agent from the L.A. Chargers on March 21, 2020 .... Originally signed by San Diego as a rookie free agent (6/16/14) ... Released by San Diego (9/1/14) ... Signed by San Diego to the practice squad (8/31/14) ... Released by San Diego from the practice squad (9/23/14) ... Signed by San Diego to the practice squad (9/29/14) ... Released by San Diego from the practice squad (10/1/14) ... Signed by San Diego to the practice squad (10/7/14) ... Signed by San Diego to the 53-man roster from the practice squad (11/1/14) ... Released by San Diego (11/3/14) ... Signed by San Diego to the practice squad (11/5/14) ... Signed by San Diego to the 53-man roster from the practice squad (11/15/14) ... Released by San Diego (11/29/14) ... Signed by San Diego to the practice squad (12/2/14) ... Released by San Diego (9/5/15) ... Signed by San Diego to the practice squad (9/7/15) ... Signed by San Diego to the 53-man roster from the practice squad (9/19/15) ... Released by San Diego (10/12/15) ... Signed by San Diego to the practice squad (10/14/15) ... Signed by San Diego to the 53-man roster from the practice squad (10/20/15) ... Released by San Diego (12/9/15) ... Signed by San Diego to the practice squad (12/11/15) ... Signed by San Diego to the 53-man roster from the practice squad (12/16/15) ... Re-signed by L.A. Chargers as a restricted free agent (3/22/17) ... Re-signed by L.A. Chargers as unrestricted free agent (3/21/18) ... Re-signed by L.A. Chargers as an unrestricted free agent (3/27/19).

### SEASONAL REVIEWS

#### 2020 (16/16)

- Started all 16 games at safety and led the team with a career-high 107 tackles. Also posted one sack, two interceptions, a career-high four passes defended and two special teams tackles.
- Started at safety in his first game as a Patriot in the season-opener vs. Miami (9/13) and led the team with nine tackles. Also intercepted a pass late in the second quarter to halt a Dolphins drive before halftime.
- Registered 10 tackles vs. Denver (10/18), logging double-digit tackles for the third time in his career and first as a Patriot. Also made one special teams tackle.
- Picked off Arizona QB Kyler Murray after Adam Butler deflected a pass in the third quarter of the win vs. Arizona (11/29). The ensuing drive led to a Patriots touchdown.
- Led the team and registered a season-high 12 tackles and defended one pass in the win at L.A. Chargers (12/6).
- Compiled a team-high 10 tackles at L.A. Rams (12/10).
- Tallied seven tackles and his first career sack at Miami (12/20) - a 9-yard loss in the second quarter on Dolphins QB Tua Tagovailoa.

### HONORS & AWARDS

**2018:** Pro Bowl, Associated Press All-Pro: First Team, PFWA All-NFL Team, PFWA All-AFC Team

#### 2019 (7/5 - L.A. CHARGERS)

- Played in seven games with five starts and recorded 32 tackles on defense and four tackles on special teams.
- Was limited to seven games due to injury. Was placed on injured reserve on Sept. 17 and activated for return on Nov. 30.

#### 2018 (16/7, 2/2 - L.A. CHARGERS)

- Appeared in all 16 regular-season games with seven starts and recorded 77 tackles on defense, one forced fumble, one interception, nine passes defended and 16 special teams tackles.
- Started in both postseason games and finished with 12 tackles.
- Was selected to his first Pro Bowl and to the Associated Press All-Pro First Team as a special teamer. Was also recognized by the Pro Football Writers of America as All-NFL and All-AFC as a special teamer.
- Recorded two tackles and an interception at Buffalo (9/16).
- Tied a single-game career high with 12 tackles at Denver (12/30). Also forced a fumble and defended one pass.
- Became the first player since Atlanta CB Robert Alford in Super Bowl LI to have an interception and a fumble recovery in the same postseason game in the AFC Wild Card win at Baltimore (1/6). Also recorded six tackles.

#### 2017 (15/4 - L.A. CHARGERS)

- Played in 15 games with four starts and totaled 59 tackles, one forced fumble, two interceptions, five passes defended and three special teams tackles.
- Was inactive for the season finale vs. Oakland (12/31).
- Posted a single-game career-high 12 tackles and one pass defended at New England (10/29).

#### 2016 (14/6 - SAN DIEGO)

- Appeared in 14 games with six starts tallied 35 tackles, one interception, three passes defended and three special teams tackles.
- Was inactive for the first two games of the season.
- Made three tackles and an interception he returned 22 yards vs. New Orleans (10/2).

#### 2015 (9/2 - SAN DIEGO)

- Appeared in nine games with two starts with multiple stints on the 53-man roster and practice squad over the course of the season. Posted 16 tackles, one interception, one pass

defensed and two special teams tackles.

- Made the first start of his NFL career vs. Oakland (10/25) and made three tackles.
- Registered the first interception of his career at Denver (1/3) and returned it 39 yards to set up a field goal. Also made three tackles.

## 2014 (3/0 – SAN DIEGO)

- Began the season on the Chargers practice squad and was added to the 53-man roster on Nov. 1. Appeared in three games as a reserve and made one tackle before finishing the year on the practice squad.
- Made his NFL debut at Miami (11/2) and assisted on the first tackle of his career.

## COLLEGE

- Played 50 games with 28 starts at Texas finishing with 206 tackles, 10 tackles for loss, a sack, six interceptions and 11 passes defensed.

- Named team captain as a senior in 2013 and honorable mention for All-Big 12 as a senior in 2013.
- Co-winner of the Dr. Nasser Al-Rashid Strength and Conditioning Award.

## PERSONAL

- In 2017, married wife Camille, who is in her residency to be a pediatrician.
- Earned District 10-5A Most Valuable Player and Offensive Player of the Year honors at Garland High School (Texas).
- Named an All-State, All-Area two-time first-team All-District selection.
- Also lettered in track and field, competed in the 400 meters and shot put.
- Enjoys music and plays both drums and piano.
- Majored in communications at Texas.

# ADRIAN PHILLIPS STATISTICS

POS: DB HT: 5-11 WT: 210 LBS YEAR: 8<sup>TH</sup> ACQ: UFA (LAC)-20 COLLEGE: TEXAS BORN: 3/28/92

## REGULAR SEASON DEFENSIVE STATISTICS

			TACKLES							INTERCEPTIONS					MISCELLANEOUS				
Year	Team	G/S	TT	UT	A	S	YDS	NO	YDS	AVG	LG	TD	PD	FF	FR	YDS	TD	SPT	
2014	Chargers	3/0	1	0	1	0.0	0.0	0	0	0.0	0	0	0	0	0	0	0	0	
2015	Chargers	9/2	16	9	7	0.0	0.0	1	39	39.0	39	0	1	0	0	0	0	2	
2016	Chargers	16/6	35	24	11	0.0	0.0	1	22	22.0	22	0	3	0	0	0	0	3	
2017	L.A. Chargers	15/4	59	47	12	0.0	0.0	2	13	6.5	9	0	5	1	0	0	0	3	
2018	L.A. Chargers	16/7	77	54	23	0.0	0.0	1	0	0.0	0	0	9	1	0	0	0	16	
2019	L.A. Chargers	7/5	32	22	10	0.0	0.0	0	0	0.0	0	0	0	0	0	0	0	4	
2020	Patriots	16/16	107	74	33	1.0	9.0	2	5	5.0	5	0	4	0	0	0	0	2	
Totals – 7 Years		80/40	327	230	97	1.0	9.0	7	79	11.3	39	0	22	2	0	0	0	30	

## POSTSEASON DEFENSIVE STATISTICS

			TACKLES					INTERCEPTIONS					MISCELLANEOUS					
Year	Team	G/S	TT	UT	A	S	YDS	NO	YDS	AVG	LG	TD	PD	FF	FR	YDS	TD	SPT
2018	L.A. Chargers	2/2	12	5	7	0.0	0.0	1	0	0.0	0	0	3	0	1	0	0	0
Totals – 1 Year			2/2	12	5	7	0.0	0.0	1	0	0.0	0	0	4	0	1	0	0



# R.J. PRINCE



## 61 | OFFENSIVE LINE

**HT:** 6-6 | **WT:** 320 | **Born:** 4/19/1995 | **Exp. (NFL/Patriots):** 1/1

**GP/GS (Playoffs):** 0/0 (0/0) | **Acq:** FA-21

**College:** North Carolina | **Hometown:** Alabamale, N.C.

### CAREER TRANSACTIONS

R.J. Prince was signed by the New England Patriots as a free agent on June 17, 2021 ... Originally signed by Pittsburgh as a rookie free agent (5/13/18) ... Released by Pittsburgh (9/1/18) ... Signed by Pittsburgh to the practice squad (9/2/18) ... Released by Pittsburgh (5/13/19) ... Signed by Baltimore (5/16/19) ... Released by Baltimore (8/31/19) ... Signed by Baltimore to the practice squad (9/1/19) ... Released by Baltimore (7/27/20) ... Signed by Baltimore to the practice squad (11/10/20) ... Elevated by Baltimore to the 53-man roster from the practice squad (12/2/20) ... Reverted to the Baltimore practice squad (12/3/20) ... Elevated by Baltimore to the 53-man roster from the practice squad (1/9/21) ... Reverted to the Baltimore practice squad (1/11/21) ... Released by Baltimore from the practice squad (1/18/21).

### SEASONAL REVIEWS

#### 2020 (0/0, 0/0 - BALTIMORE)

- Was released by Baltimore prior to the start of training camp and signed to the practice squad in November.
- Was activated to the 53-man roster twice but did not see any game action

#### 2019 (0/0, 0/0 - BALTIMORE)

- Went to training camp with Pittsburgh and was released prior to the start of the regular season. Spent the season on the Ravens practice squad.

#### 2018 (0/0 - PITTSBURGH)

- Was signed by Pittsburgh as a rookie free agent and spent the entire season on the practice squad.

#### • COLLEGE

- Saw action in 45 games with 23 starts at North Carolina, where he played both guard and tackle.
- Started 11 of 12 games as a senior between both guard positions and he started all 12 games a junior at right guard.
- Saw action at tackle and as a punt protector in 2015 as a sophomore.
- After redshirting in 2013 he played in eight games as a redshirt freshman in 2014.

#### PERSONAL

- Prepped at Albemarle (NC) High School, where he was a PrepStar All-American and earned first-team All-State honors by the Associated Press.



# ALEX REDMOND



## 64 | OFFENSIVE LINE

**HT:** 6-5 | **WT:** 320 | **Born:** 1/18/1995 | **Exp. (NFL/Patriots):** 5/1

**GP/GS (Playoffs):** 32/24 (0/0) | **Acq:** FA-21

**College:** UCLA | **Hometown:** Cerritos, Calif.

### CAREER TRANSACTIONS

Alex Redmond was signed by the New England Patriots as a free agent on May 17, 2021 ... Originally signed by Cincinnati as a rookie free agent (5/6/16) ... Released by Cincinnati (9/3/16) ... Signed by Cincinnati to the practice squad (9/4/16) ... Re-signed by Cincinnati as a restricted free agent (4/8/20) ... Released by Cincinnati (9/6/20) ... Signed by Cincinnati to the practice squad (9/21/20) ... Signed by Cincinnati to the 53-man roster from the practice squad (10/3/20).

### SEASONAL REVIEWS

#### 2020 (9/7 - CINCINNATI)

- Started the regular season on the Bengals practice squad before being added to the 53-man roster on Oct. 3.

- Played in nine games with seven starts at right guard.

#### 2019 (3/2 - CINCINNATI)

- Missed the first four games of the season due to an NFL suspension. Was reinstated to the 53-man roster prior to Week six.
- Played in three games with two starts at right guard before he suffered a season-ending injury and was placed on injured reserve on Nov. 29.

#### 2018 (15/15 - CINCINNATI)

- Started all 15 games he played in at right guard, as part of an offensive line that blocked for RB Joe Mixon, who led the AFC with 1,186 yards rushing.

- Was inactive due to injury vs. New Orleans (11/11).

## 2017 (5/0 – CINCINNATI)

- Made the 53-man roster out of training camp and played in five games at guard as a reserve.
- Also played along the defensive line in goal-line situations vs. Chicago (12/10) and at Minnesota (12/17).
- Was inactive for 10 games and was active but did not play at Green Bay (9/24).

## 2016 (0/0 – CINCINNATI)


- Went to training camp with Cincinnati and was released prior to the start of the regular season.
- Spent the season on the Bengals practice squad.

## COLLEGE

- Played three seasons for UCLA, appearing in 33 games with 31 starts. Helped lead the Bruins to three bowl appearances and two 10-win seasons.
- Blocked for three seasons for RB Paul Perkins, whose 3,488 rushing yards rank third in school history.
- Started all 13 games at right guard in 2013, the school record for a true freshman.

## PERSONAL

- Attended Los Alamitos (Calif.) High School, where he was team captain for a pair of league championships.
- Was also a team captain in wrestling.
- Named as high school's Male Athlete of the Year as a senior.



# D'ANGELO ROSS



## 39 | DEFENSIVE BACK

**HT:** 5-9 | **WT:** 190 | **Born:** 10/29/1996 | **Exp. (NFL/Patriots):** 2/3

**GP/GS (Playoffs):** 0/0 (0/0) | **Acq:** FA-19

**College:** New Mexico | **Hometown:** La Puente, Calif.

## CAREER TRANSACTIONS

D'Angelo Ross reverted to the New England practice squad from the 53-man roster on Jan. 4, 2021 ... Originally signed by New England as a rookie free agent (5/2/19) ... Released by New England (9/5/20) ... Signed by New England to the practice squad (9/6/20) ... Elevated by New England to the 53-man roster from the practice squad (1/2/21).

## 2020 (0/0, 0/0)

- Spent most of the season on the practice squad before being elevated to the 53-man roster prior to season finale. Was inactive for the season-ending win vs. N.Y. Jets (1/3).

## 2019 (0/0, 0/0)

- Placed on injured reserve on Aug. 13, 2019, after signing with the team as a rookie free agent.

## COLLEGE

- Appeared in 23 games over his junior and senior seasons at New Mexico after transferring from Fullerton College (Calif.).

- Played in all 12 games a senior in 2018 and made 57 tackles, one interception, a forced fumble and broke up six passes.
- Played in all 12 games a junior in 2017, starting 11 at cornerback, and made 28 tackles and leading the team with 11 passes defended.
- Named First Team All-SCFA National Division in junior college at Fullerton College. Recorded 45 tackles, 15 pass breakups and made six interceptions as a sophomore. Helped lead team to California Junior College Championship.

## PERSONAL

- Full name is D'Angelo Julius Skyler Ross.
- Graduated with a degree in business administration in December 2018.
- Son of Daniel and Wendy Ross and is one of five children.
- Has two brothers, D.J. and Eddie and two sisters, Natasha and Kymberlee.





# DEVIN ROSS



## 8 | WIDE RECEIVER

**HT:** 5-9 | **WT:** 192 | **Born:** 9/5/1996 | **Exp. (NFL/Patriots):** 1/3

**GP/GS (Playoffs):** 0/0 (0/0) | **Acq:** FA-19

**College:** Colorado | **Hometown:** Los Angeles, Calif.

### CAREER TRANSACTIONS

Devin Ross was signed by the New England Patriots as a free agent on June 21, 2021 ... Originally signed by Tennessee as a rookie free agent (5/11/18)... Released by Tennessee (9/2/18)... Signed by Tennessee to the practice squad (10/15/18)... Released by Tennessee (5/15/19)... Signed by Philadelphia as a free agent (5/28/19)... Released by Philadelphia (7/16/19) ... Signed by New England to the practice squad (10/15/19) ... Released by New England (9/5/20) ... Signed by New England to the practice squad (9/6/20) ... Released by New England from the practice squad (10/19/20).

#### 2020 (0/0)

- Was released by New England after training camp and then spent a month on the New England practice squad before being released.

#### 2019 (0/0, 0/0)

- Spent the 2019 offseason with Philadelphia and was released prior to the start of training camp.
- Signed by the Patriots to the practice squad on Oct. 15.

#### 2018 (0/0 – TENNESSEE)

- Spent the preseason in Tennessee before being released (9/2).
- Signed to the Titans practice squad on Oct. 15, where he remained for the rest of the season.

### COLLEGE

- Played in 45 games with 31 starts, tallying 143 receptions for 1,643 yards and seven touchdowns during his playing career at Colorado.
- Played in all 12 games with 11 starts, hauling in 43 passes for 508 yards and two touchdowns as a senior.
- Started all 14 games and caught a team-high 66 passes for 765 yards and five touchdowns. Earned All-Pac-12 honorable mention honors for his performance as a junior.
- Appeared in 13 games with six starts, catching 25 passes for 324 yards and two touchdowns as a redshirt sophomore.
- Redshirted his sophomore year due to injury.
- Played in 10 games and caught six passes for 24 yards as a freshman. Also returned five kickoffs for 107 yards.

### PERSONAL

- Attended Bishop Alemany (Calif.) High School. Earned PrepStar All-West Region and first team All-Serra League honors as a senior.
- Also ran track in high school.



# MATTHEW SLATER



## 18 | WIDE RECEIVER

**HT:** 6-0 | **WT:** 205 | **Born:** 9/9/1985 | **Exp. (NFL/Patriots):** 14/14

**GP/GS (Playoffs):** 189/3 (24/1) | **Acq:** D5-08 (153rd)

**College:** UCLA | **Hometown:** Anaheim, Calif.



**PRO BOWLS:** 11, 12, 13, 14, 15, 16, 17, 19, 20



**SUPER BOWLS:** 14, 16, 18

### CAREER TRANSACTIONS

Matthew Slater was re-signed by New England as an unrestricted free agent on March 21, 2018 ... Originally drafted by the New England Patriots in the fifth round (153rd overall) of the 2008 NFL Draft.

### CAREER HIGHLIGHTS

- Three-time Super Bowl champion.
- Joined Tom Brady and Patrick Chung as the only players in NFL history to play in 11 consecutive postseasons (2009-19). Brady now holds the record with 12 consecutive postseason appearances.
- Named to his ninth career Pro Bowl as a special teams player in 2020, the most special teams Pro Bowl honors in NFL history over Steve Tasker's seven.
- Selected to the New England Patriots All-Dynasty Team and 2010s All-Decade Team as a special teamer.
- Named to seven straight Pro Bowls from 2011 to 2017 as a special teams player.
- Named to the Associated Press All-Pro: First Team for the second time in his career in 2019. His first selection came in 2016. Also earned Associated Press All-Pro: Second Team honors in 2017 and 2020.
- Named AFC Special Teams Player of the Week for his performance vs. Dallas (11/24) in Week 12 of the 2019 season, when he recorded his first career punt block.
- Elected special teams captain by teammates for 10 straight seasons from 2011-20.
- Has played wide receiver, safety and a major role on special teams in his 13 NFL seasons.
- Led the team in special teams tackles three straight seasons: 21 in 2010, 17 in 2011, 20 in 2012. Missed four games due to injury in 2013 and still finished second on the team with 14 special teams tackles, just one behind the team leader. Again led the team with 14 special teams tackles in 2014 and 17 in 2015. Led the team in this category in six of his first 11 seasons.
- Has finished with double-digit special teams tackles in nine of his 13 total seasons in the NFL.
- Moved past Larry Izzo (17) to become the Patriots all-time leader in postseason special teams tackles with 21.

### SEASONAL REVIEWS

#### 2020 (16/0)

- Earned his ninth career Pro Bowl invitation
- Named to the Associated Press All-Pro: Second Team.
- Elected special teams captain by his teammates for the

### EXTRA POINTS

- Matthew has been active in various children's ministry programs at his hometown church and he hopes to pursue seminary study in his post-football career.
- Matthew and his father, Jackie Slater, who enjoyed a 20-year career as an offensive tackle with the Rams organization, share a unique bond as father and son as well as two accomplished NFL players.

10th consecutive season.

- Core member of the punt return unit that helped Gunner Olszewski finish first in the NFL with a 17.3-yard punt return average (20 returns for 346 yards and one touchdown) in 2020. It is also the highest return average in Patriots history and the second-highest in the NFL since 1970.
- Part of a punting unit that allowed a total of 71 punt return yards, marking the fewest punt return yards allowed in team history and sixth-fewest allowed in NFL history. The 12 punt returns allowed were second in the NFL and in team history, behind the 11 allowed by New England in 2008.
- Played in all 16 contests as a key member across special teams units and finished with seven tackles.
- Notched two special teams tackles in the win at N.Y. Jets (11/9).
- Downed Jake Bailey's career-long 71-yard punt at the opponent 6-yard line at L.A. Rams (12/10).
- Helped down a Jake Bailey punt at the Miami 3-yard line in the first quarter at Miami (12/10). Bailey's punt landed inside the 5-yard line and Slater was able to keep it out of the end zone before Justin Bethel downed it at the 3.
- Recorded two special teams tackles in the season-finale win vs. N.Y. Jets (1/3).

#### 2019 (16/0, 1/0)

- Elected special teams captain by his teammates for the ninth consecutive season.
- Named to his eighth career Pro Bowl as a special teams player and surpassed the seven by Steve Tasker (1987, 90-95) for the most special teams Pro Bowl honors in NFL history.
- Named Associated Press All-Pro: First Team for the second time in his career.
- Selected as a member of the *PFWA* All-NFL and All-AFC teams for his role on special teams.
- Played in all 16 regular-season games as prominent member across special teams units and finished with 10 tackles.

## SPECIAL TEAMS LEADER

Matthew Slater became the Patriots all-time leader in postseason special teams tackles after finishing with two tackles in the 2018 Divisional Playoff vs. the Los Angeles Chargers (01/13/19).

### PATRIOTS ALL-TIME LEADING POSTSEASON SPECIAL TEAMS TACKLERS

Player	Special Teams Tackles
<b>Matthew Slater</b>	<b>21</b>
Larry Izzo	17
Eric Alexander	13
Matt Chatham	13
Je'Rod Cherry	12

Also recovered a fumble, blocked a punt and scored his first career touchdown on a blocked punt return.

- Provided key contributions on special teams and made one special teams tackle in the AFC Wild Card loss vs. Tennessee (1/4).
- Contributed mostly on special teams with two special teams tackles while also seeing four snaps offensively in a blocking role during goal-line situations in the win at Miami (9/15).
- Contributed mostly on special teams during the win vs. N.Y. Jets (9/22), including downing a fourth-quarter punt on the 1-yard line.
- Scored his first career touchdown when he returned a blocked punt by DB J.C. Jackson 11 yards for a touchdown in the victory at Buffalo (9/29). Also added a special teams tackle.
- Played as a key special teams contributor, making one special teams tackle and recovering a muffed punt fumble in the win at N.Y. Jets (10/21).
- Played on special teams and blocked his first career punt that was recovered by DB Nate Ebner at the Dallas 12-yard line to help set up the Patriots only touchdown in the win vs. Dallas (11/24). Named AFC Special Teams Player of the Week for his performance in the game. His Player of the Week honor marked the first of his career.
- Made a season-high two special teams tackles in the loss vs. Kansas City (12/8).
- Made one special teams tackle in the win at Cincinnati (12/15). Also influenced a muffed punt in the second quarter that was recovered by Justin Bethel and set up a Patriots field goal.

## 2018 (16/0, 3/0)

- Elected special teams captain by his teammates for the

## PRO BOWLS A FAMILY AFFAIR

Matthew Slater has been voted to nine Pro Bowls as a special teamer. His father, Jackie Slater, went to seven Pro Bowls. The Slater family's 16 combined Pro Bowls are the second most among father-son contingents to have been voted to at least one Pro Bowl each.

### MOST FATHER AND SON PRO BOWL SELECTIONS

Players	Pro Bowls
Archie (2), Peyton (14) and Eli Manning (3)	19
<b>Jackie (7) and Matthew Slater (9)</b>	<b>16</b>

## A SPECIAL SPECIAL TEAMER

Slater has earned nine Pro Bowl invitations (2011-17, 19-20) as a special teams player. He passed Steve Tasker (1987, 90-95) for the most special teams Pro Bowl honors in NFL history in 2019. Slater is also the only special teams player to earn seven consecutive Pro Bowls, which he did from 2011-17.

eighth consecutive season.

- Played in all 16 regular-season games as a prominent member across special teams units and finished with 11 tackles.
- Appeared in all three postseason contests and notched three special teams tackles.
- Contributed on special teams with one special teams tackle in the season-opening victory vs. Houston (9/9), one special teams tackle at Jacksonville (9/16) and one at Detroit (9/23).
- Contributed mostly on special teams while also appearing on offense during the final kneel-downs of the victory at Buffalo (10/29).
- Appeared on offense during a goal line situation but contributed mostly on special teams where he finished with two special teams tackles in the win vs. Green Bay (11/4).
- Contributed on special teams with two special teams tackles in the win vs. Buffalo (12/23). Also partially blocked a punt late in the fourth quarter.
- Made two special teams tackles, becoming the Patriots all-time leader in postseason special teams tackles, during the victory vs. L.A. Chargers in the AFC Divisional Playoff (1/13).
- Made one tackle on special teams in the Super Bowl LIII victory vs. the Los Angeles Rams (2/3) and also downed a third-quarter punt on the Rams' 2-yard line. Was a key special teams contributor in a game that featured 14 total punts, as field position became an integral part of the lowest scoring Super Bowl of all-time in the Patriots 13-3 victory.

## 2017 (9/0, 3/0)

- Elected special teams captain by his teammates for the seventh consecutive season.

## HALL OF FAME FATHER

Matthew Slater is one of 10 sons of Hall of Fame members to be drafted in NFL history.

### HALL OF FAME FATHERS WITH SONS DRAFTED IN THE NFL

<b>Jackie Slater (class of 2001) – son, Matthew Slater (NE)</b>
Bobby Bell (class of 1983) – son, Bobby Bell (NYJ)
Tony Dorsett (class of 1994) – son, Anthony Dorsett (HOU)
Bob Griese (class of 1990) – son, Brian Griese (DEN)
Russ Grimm (class of 2010) – son, Cody Grimm (TB)
Howie Long (class of 2000) – son, Chris Long (STL)
son, Kyle Long (CHI)
Bruce Matthews (class of 2007) – son, Jake Matthews (ATL)
Don Shula (class of 1997) – son, Mike Shula (TB)
Kellen Winslow (class of 1995) – son, Kellen Winslow (CLE)

- Was voted to the Pro Bowl as a special teamer for the seventh straight year, matching Steve Tasker (1987, 90-95) for most special teams Pro Bowl honors in NFL history. Became the only special teamer to earn seven consecutive Pro Bowl honors.
- Named to the Associated Press All-Pro: Second Team and the Pro Football Writers Association All-AFC Team as a special teamer.
- Played in nine regular-season games as a reserve, appearing mostly on special teams and made seven tackles.
- Appeared in all three playoff contests as a reserve and posted two special teams tackles.
- Was inactive for seven games due to injury.
- Made his first appearance of the season after returning from injury and contributed on special teams in the victory at Tampa Bay (10/5).
- Contributed on special teams with two tackles in the win at Denver (11/12).
- Appeared on offense for the final kneel downs of the game and contributed on special teams with a special teams tackle in the Divisional Playoff victory vs. Tennessee (1/13).
- Contributed on special teams with tackle in the AFC Championship victory vs. Jacksonville (1/21).

## 2016 (13/0, 3/0)

- Elected special teams captain by his teammates for the sixth consecutive season.
- Was voted to the Pro Bowl for the sixth straight year as a special teamer and named to the Associated Press All-Pro: First Team for the first time in his career.
- Played in 13 regular-season games, mainly on special teams and made six tackles. Had one rushing attempt for 5 yards and returned three kickoffs for 52 yards.
- Appeared in all three playoff games and made two special teams tackles.
- Was inactive due to injury in the win at N.Y. Jets (11/27), vs. Los Angeles (12/4) and vs. N.Y. Jets (12/24).
- Registered a season-high two special teams tackles vs. Buffalo (10/2).
- Recorded the second rushing attempt of his career and his first since 2009 on a five-yard run in the win at Cleveland (10/9).
- Totaled two special teams tackles in the Divisional Playoff win vs. Houston (1/14).
- Was a key contributor on special teams during the team's victory over Atlanta in Super Bowl LI (2/5).

## 2015 (16/0, 2/0)

- Elected special teams captain by his teammates for the fifth consecutive season.
- Was voted to the Pro Bowl for the fifth straight year as a special teamer.
- Played primarily on special teams in all 16 regular-season games and led the Patriots with 17 special teams tackles.
- Played in both playoff contests and made one special teams tackle.
- Continued to see limited action on offense while contrib-

## HONORS & AWARDS

**2020:** Team Captain, Pro Bowl, Associated Press All-Pro: Second Team

**2019:** Team Captain, Pro Bowl, Associated Press All-Pro: First Team, PFWA All-NFL Team, PFWA All-AFC Team, AFC Special Teams Player of the Week (Wk. 12)

**2018:** Team Captain

**2017:** Team Captain, Pro Bowl, Associated Press All-Pro: Second Team, PFWA All-AFC Team

**2016:** Team Captain, Bart Starr Award Winner, Pro Bowl, Associated Press All-Pro: First Team, PFWA All-NFL Team, PFWA All-AFC Team

**2015:** Team Captain, Pro Bowl

**2014:** Team Captain, Pro Bowl, Pro Football Writer's Association All-NFL Team

**2013:** Team Captain, Pro Bowl, Pro Football Writer's Association All-NFL Team

**2012:** Team Captain, Pro Bowl

**2011:** Team Captain, Pro Bowl

uting heavily on special teams. Also posted one defensive tackle on a fake punt in the win vs. Jacksonville (9/27).

- Saw limited action on offense and recorded a season-high four special teams tackles in the win vs. Washington (11/8).
- Contributed on special teams and recorded two special teams tackles in the win at N.Y. Giants (11/15).
- Contributed on special teams, recording one special teams tackle in the AFC Championship at Denver (1/24).

## 2014 (16/0, 3/0)

- Elected special teams captain by his teammates for the fourth consecutive season.
- Was voted to the Pro Bowl for the fourth straight year as a special teamer.
- Elected to the Pro Football Writer's Association All-NFL Team.
- Played primarily on special teams in all 16 regular-season games and led the Patriots with 14 special teams tackles. Also returned two kickoffs for 44 yards.
- Played in all three playoff games and made two special teams tackles.
- Led the team with three special teams stops in the win vs. Oakland (9/21), including a tackle on PR T.J. Carrie for a 1-yard loss on a punt return. Also returned his first kickoff of the season for 26 yards.
- Led the team with three special teams tackles at Kansas City (9/29), helping to limit PR Frankie Hammond to 3 yards on two returns.
- Made two solo special teams tackles in the win vs. Cincinnati (10/5), bringing his career total to 100 tackles on special teams.
- Led the team with two special teams tackles in the win at N.Y. Jets (12/21).
- Recorded one special teams tackle in the Super Bowl XLIX win vs. Seattle (2/1). Was also on the field for the final two kneel down plays.

## 2013 (12/0, 2/1)

- Elected special teams captain by his teammates for the third consecutive season.
- Elected to the Pro Bowl for the third straight year as a special teamer.
- Played in 12 regular-season games and finished second on the team with 14 special teams tackles. Also returned two kickoffs for 10 yards.
- Played in both playoff contests and made one start at wide receiver vs. Indianapolis in the Divisional Playoff (1/11). Led the team with three special teams tackles.
- Was inactive due to injury vs. Tampa Bay (9/22), at Atlanta (9/29), at Cincinnati (10/6) and vs. New Orleans (10/13).
- Returned to action at N.Y. Jets (10/20) after missing four games with an injury and made one special teams tackle.
- Made his first career postseason start at wide receiver vs. Indianapolis (1/11) and notched two special teams tackles.

## 2012 (16/0, 2/0)

- Elected special teams captain by his teammates for the second consecutive season.
- Elected to his second straight Pro Bowl as a special teams player.
- Played in all 16 regular-season games and both playoff games and led the team with 20 special teams tackles. Also compiled two kickoff returns for 39 yards in the regular season and one kickoff return for 19 yards in the playoffs.
- Made three special teams tackles in the win at Miami (12/2), including one on the Dolphins' first drive when Miami muffed a punt and Slater made the stop deep in the Dolphins territory.

## 2011 (16/3, 3/0)

- Elected special teams captain by his teammates for the first time.
- Earned his first career Pro Bowl invitation as a special teams player.
- Appeared in all 16 regular-season games and made three starts on defense at safety. Finished with 10 tackles, a team-high 17 special teams tackles, one forced fumble and registered one reception for 46 yards on offense.
- Appeared in all three postseason games, primarily on special teams and made one tackle.
- Recorded his first NFL reception, a 46-yard pass from Tom Brady in the first quarter at Miami (9/12). Also made one special teams tackle and returned a kickoff 22 yards.
- Made his first career start vs. Indianapolis (12/4), opening the game at safety and making seven tackles and forcing a fumble that the Patriots recovered, leading to a touchdown in the win.
- Also started at safety at Washington (12/11) and at Denver (12/18).

## 2010 (15/0, 1/0)

- Played in 15 regular-season games and the playoff game and finished the season with a career-high and team-leading 21 tackles on special teams.

- Saw time at wide receiver as well as on special teams (two tackles) against the Bills (9/26).
- Recorded a season-high four special teams tackles against vs. N.Y. Jets (12/6).

## 2009 (14/0, 1/0)

- Played in 14 regular-season games and finished with 11 kickoff returns for 269 yards, seven special teams tackles and one rushing attempt for 6 yards.
- Played in a reserve role at wide receiver and on special teams coverage units in the postseason game vs. Baltimore (1/10). Had two kickoff returns for 46 yards and one special teams tackle.
- Was inactive for the first two games due to an injury suffered during the preseason.
- Majority of his playing time was on special teams as a kickoff returner and on the kickoff coverage, punt and punt coverage teams.
- Had his first NFL offensive touch at Buffalo (12/20) with a 6-yard gain on an end around in the second quarter.
- Had a career-high 35-yard kickoff return in the regular-season finale at Houston (1/3).

## 2008 (14/0)

- Played in 14 games and was inactive for two contests, while finishing second on the team with 13 special teams tackles as a rookie.
- Made his NFL debut vs. Kansas City (9/7).
- Led the team in special teams tackles once at Seattle (12/7) and tied for the team lead in special teams tackles twice vs. Kansas City (9/7) and at Oakland (9/14).
- Made one special teams tackle and had one kickoff return for 28 yards vs. Denver (10/20).
- Led the team with three special teams tackles, including two solo stops at Seattle (12/7).
- Tied for the team lead with two special teams tackles at Oakland (12/14).
- Saw action at wide receiver, safety and on special teams coverage and return units vs. Arizona (12/21).

## COLLEGE

- Played at UCLA for four seasons from 2004-07 after red-shirting in 2003.
- In 2007, was named to the first-team All-Pac-10 conference team as a kick returner and named to SI.com's All-America Team as a kick returner.
- His three touchdowns in 2007 set new UCLA and Pac-10 records for kickoff return touchdowns in a season and a career.
- He tied for the national lead with three touchdowns on kickoff returns in 2007.
- His average of 29.0 is the highest in UCLA history among players with at least 20 kickoff returns in a season.
- He appeared in all 13 games as a junior in 2006 and excelled on kick coverage.
- As a reserve wide receiver in 2005, he saw action in two games.

**PERSONAL**

- Matthew Wilson Slater was born the son of Jackie and Annie Slater on Sept. 9, 1985.
- Lettered in football for two seasons at Servite High School in Anaheim, California.
- As a senior, he caught 39 passes for 707 yards and five touchdowns.
- A standout performer in track, finishing second (tied) at the CIF State meet in the 100m (10.67) and fourth in the 200m (21.39).
- His father is a former Los Angeles Ram and NFL Hall of Fame offensive lineman.
- Has one brother, David.
- Enjoys participating in children's ministries with his church in his spare time.
- Was an honor roll student at UCLA and majored in political science.
- Matthew and his wife, Shahrzad, have two sons, Jeremiah and Noah, and a daughter, Hannah.

**MATTHEW SLATER STATISTICS**

**POS: WR HT: 6-0 WT: 205 LBS YEAR: 14<sup>TH</sup> ACQ: D5-08 (153<sup>RD</sup>) COLLEGE: UCLA BORN: 9/9/85**

**REGULAR SEASON OFFENSIVE STATISTICS**

Year	Team	G/S	RECEIVING					KICK RETURNS				SPECIAL TEAMS TACKLES	
			NO	YDS	AVG	LG	TD	NO	YDS	AVG	LG	TD	NO
2008	Patriots	14/0	0	0	0.0	0	0	11	155	14.1	31	0	13
2009	Patriots	14/0	0	0	0.0	0	0	11	269	24.5	35	0	7
2010	Patriots	15/0	0	0	0.0	0	0	0	0	0.0	0	0	21
2011	Patriots	16/3	1	46	46.0	46	0	4	68	17.0	22	0	17
2012	Patriots	16/0	0	0	0.0	0	0	2	39	19.5	20	0	20
2013	Patriots	12/0	0	0	0.0	0	0	2	10	5.0	10	0	14
2014	Patriots	16/0	0	0	0.0	0	0	2	44	22.0	26	0	14
2015	Patriots	16/0	0	0	0.0	0	0	0	0	0.0	0	0	17
2016	Patriots	13/0	0	0	0.0	0	0	3	52	17.0	15	0	6
2017	Patriots	9/0	0	0	0.0	0	0	0	0	0.0	0	0	7
2018	Patriots	16/0	0	0	0.0	0	0	0	0	0.0	0	0	11
2019	Patriots	16/0	0	0	0.0	0	0	0	0	0.0	0	0	10
2020	Patriots	16/0	0	0	0.0	0	0	0	0	0.0	0	0	7
<b>Totals—13 Years</b>		<b>189/3</b>	<b>1</b>	<b>46</b>	<b>46.0</b>	<b>46</b>	<b>0</b>	<b>35</b>	<b>637</b>	<b>18.2</b>	<b>35</b>	<b>0</b>	<b>164</b>

**Additional Statistics:** 11 Defensive Tackles: 1 Forced Fumble vs. Indianapolis (12/4/11). Rushes: 2 for 11 yards. 1 Return Touchdown on Blocked Punt at Buffalo (9/29/19). 1 Fumble Recovery at N.Y. Jets (10/21/19); 1 Blocked Punt vs. Dallas (11/24/19).

**POSTSEASON OFFENSIVE STATISTICS**

Year	Team	G/S	RECEIVING					KICK RETURNS				SPECIAL TEAMS TACKLES	
			NO	YDS	AVG	LG	TD	NO	YDS	AVG	LG	TD	NO
2009	Patriots	1/0	0	0	0.0	0	0	2	46	23.0	26	0	1
2010	Patriots	1/0	0	0	0.0	0	0	0	0	0.0	0	0	1
2011	Patriots	3/0	0	0	0.0	0	0	0	0	0.0	0	0	4
2012	Patriots	2/0	0	0	0.0	0	0	1	19	19.0	19	0	1
2013	Patriots	2/1	0	0	0.0	0	0	0	0	0.0	0	0	3
2014	Patriots	3/0	0	0	0.0	0	0	0	0	0.0	0	0	2
2015	Patriots	2/0	0	0	0.0	0	0	0	0	0.0	0	0	1
2016	Patriots	3/0	0	0	0.0	0	0	0	0	0.0	0	0	2
2017	Patriots	3/0	0	0	0.0	0	0	0	0	0.0	0	0	2
2018	Patriots	3/0	0	0	0.0	0	0	0	0	0.0	0	0	3
2019	Patriots	1/0	0	0	0.0	0	0	0	0	0.0	0	0	1
<b>Totals—11 Years</b>		<b>24/1</b>	<b>0</b>	<b>0</b>	<b>0.0</b>	<b>0</b>	<b>0</b>	<b>3</b>	<b>65</b>	<b>21.7</b>	<b>26</b>	<b>0</b>	<b>21</b>



# JONNU SMITH



## 81 | TIGHT END

**HT:** 6-3 | **WT:** 248 | **Born:** 8/22/1995 | **Exp. (NFL/Patriots):** 5/1  
**GP/GS (Playoffs):** 60/53 (6/5) | **Acq:** UFA (TEN)-21  
**College:** Florida International | **Hometown:** Ocala, Fla.

### PRONOUNCED JAH-new

### CAREER TRANSACTIONS

Jonnu Smith was signed by the New England Patriots as an unrestricted free agent from Tennessee on March 19, 2021 ... Originally drafted by Tennessee in the third round (100th overall) of the 2017 NFL Draft.

### SEASONAL REVIEWS

#### 2020 (15/14, 1/1 – TENNESSEE)

- Played in 15 regular season games with 14 starts and finished tied for third among all NFL tight ends with nine total touchdowns (8 receiving, 1 rushing). Ranked third on the team with a career-highs of 41 receptions for 448 receiving yards and eight touchdown receptions.
- Started the Wild Card Playoff vs. Baltimore (1/10) and caught two passes for 9 yards.
- Was inactive vs. Cleveland (12/6).
- Led the team with a single-game career-high 84 yards receiving on four receptions with a career-high two touchdowns.
- Registered five receptions for 40 yards and matched his career-high with two receiving touchdowns in the win vs. Buffalo (10/13).
- Caught two passes for 14 yards and posted one rushing attempt for a 1-yard touchdown run on a jet sweep in the win vs. Indianapolis (11/12).
- Led the team with five receptions for 52 yards vs. Detroit (12/20).

#### 2019 (16/14, 3/3 – TENNESSEE)

- Played all 16 regular season games with 14 starts and totaled 35 receptions for 439 yards and three touchdowns. Also posted four rushing attempts for 78 yards.
- Started all three postseason contests and notched six receptions for 59 yards and one touchdown.
- Caught three passes for 64 yards vs. L.A. Chargers (10/20).
- Matched a career-high with six receptions for 78 yards and one touchdown vs. Tampa Bay (10/27).
- Posted five receptions for 60 yards to go along with a 57-yard rush vs. Houston (12/15), marking the longest run by an NFL tight end since 1976.
- Posted three receptions for 63 yards and one touchdown vs. New Orleans (12/22).
- Caught two passes for 12 yards and his first career post-season touchdown in the Divisional Playoff win at Baltimore (1/11).
- Registered three receptions for 38 yards in the AFC Championship Game at Kansas City (1/19).

### SINGLE-GAME CAREER HIGHS

#### REGULAR SEASON:

<b>Receptions:</b>	6	vs. Tampa Bay (10/27/19)
		at Indianapolis (11/18/18)
<b>Receiving Yards:</b>	84	vs. Jacksonville (9/20/20)
<b>Receiving TDs:</b>	2	vs. Buffalo (10/13/20)
		vs. Jacksonville (9/20/20)
<b>Long:</b>	63	vs. Jacksonville (9/20/20)

#### 2018 (13/12 – TENNESSEE)

- Played in 13 games with 12 starts and posted 20 receptions for 258 yards and three touchdowns.
- Missed the final three games of the season after being placed on injured reserve on Dec. 11
- Totaled two receptions for 33 yards and his first touchdown of the season at Dallas (11/5).
- Tallied three receptions for 45 yards and a touchdown for the second consecutive game vs. New England (11/11).
- Registered a season-high six receptions for 44 yards at Indianapolis (11/18).
- Caught two passes 63 yards and a then career-long 61-yard touchdown at Houston (11/26).

#### 2017 (16/13, 2/1 – TENNESSEE)

- Played in all 16 regular season games with 13 starts and totaled 18 receptions for 157 yards and two touchdowns.
- Saw action in both postseason contests with one start and caught three passes for 19 yards.
- Tallied two receptions for 30 yards and his first NFL touchdown at Jacksonville (9/17).
- Caught one pass for a 24-yard touchdown at Seattle (9/24).
- Led the team with five receptions for 21 yards at Miami (10/8).
- Appeared in his first NFL playoff game in the Wild Card Playoff at Kansas City (1/6) and posted two receptions for 15 yards.

### COLLEGE

- Appeared in 43 career games over four seasons from 2013-16 and tallied 178 receptions for 2,001 yards with 18 touchdowns.
- As a senior in 2016, started in 11 games for the Panthers and was a second team, All-Conference USA honoree. Caught 42 passes for 506 yards and four touchdowns. Became the fifth player in Florida International history to



register over 2,000 yards receiving during a career (2,001 yards). Finished his career registering at least one reception in every game he played (43-straight – second-most in school history).

- As a junior in 2015, started eight games for the Panthers and recorded 36 catches for 397 yards and four touchdowns. Finished fourth on the team in receptions, third in receiving yards and second in receiving touchdowns. Missed the final four games of the season due to injury.
- As a sophomore in 2014, appeared and started in all 12 games for the Panthers and earned first team All-Conference USA honors. Led Florida International with 710 yards on 61 catches and eight touchdowns. Also led all tight ends nationally in touchdowns, receiving yards and receptions. Set the school record for tight ends in receiving yards, touchdowns and receptions and his eight receiving touchdowns broke the previous school season-best of seven set by T.Y. Hilton (2008, 2011) and Cory McKinney (2002). The 710 receiving yards ranked seventh all-time at FIU for a season and his 61 catches were tied for fourth in a single year.
- As a freshman in 2013, started all 12 games as a true freshman and earned All-Conference USA honorable mention honors as well as a spot on the league's All-Freshmen

team. Led all Florida International players with 39 receptions for 388 yards and was the only FIU receiver to have a catch in all 12 games. Either led or tied for the team-lead in receptions or receiving yards in eight of 12 games. Was the first true freshman to lead the team in receptions and receiving yards since T.Y. Hilton in 2008.

### PERSONAL

- Has a son, Jaiyen.
- Attended West Port (Ocala, Fla.) High School and was named to the 2012 Ocala Star Banner All-County first team and the 2012 Florida Athletic Coaches Association All-District 7 Football team.
- As a senior, posted a team-leading 34 catches for 517 yards and two touchdowns.
- As a junior, notched nine receptions for 101 yards and two touchdowns.
- Majored in liberal studies at Florida International.
- Also competed in weightlifting, finishing second in the county in the 219-pound weight class.
- Born Jonnu Andre Smith on Aug. 22, 1995 in Philadelphia.

## JONNU SMITH STATISTICS

POS: TE HT: 6-3 WT: 248 LBS YEAR: 5<sup>TH</sup> ACQ: UFA (TEN)-21 COLLEGE: FLORIDA INTERNATIONAL BORN: 8/22/95

### REGULAR SEASON OFFENSIVE STATISTICS

Year	Team	G/S	RECEIVING					RUSHING				
			NO	YDS	AVG	LG	TD	NO	YDS	AVG	LG	TD
2017	Titans	16/13	18	157	8.7	32t	2	0	0	0.0	0	0
2018	Titans	13/12	20	258	12.9	61t	3	0	0	0.0	0	0
2019	Titans	16/14	35	439	12.5	57	3	4	78	19.5	57	0
2020	Titans	15/14	41	448	10.9	63	8	2	4	4.0	3	1
<b>Totals – 4 Years</b>		<b>60/53</b>	<b>114</b>	<b>1,302</b>	<b>11.4</b>	<b>63</b>	<b>16</b>	<b>6</b>	<b>82</b>	<b>13.7</b>	<b>57</b>	<b>1</b>

**Additional Statistics:** 1 Kickoff Return for 16 Yards at Denver (10/13/19).

### POSTSEASON OFFENSIVE STATISTICS

Year	Team	G/S	RECEIVING					RUSHING				
			NO	YDS	AVG	LG	TD	NO	YDS	AVG	LG	TD
2017	Titans	2/1	3	19	6.3	10	0	0	0	0.0	0	0
2019	Titans	3/3	6	59	9.8	22	1	0	0	0.0	0	0
2020	Titans	1/1	2	9	4.5	5	0	0	0	0.0	0	0
<b>Totals – 3 Years</b>		<b>6/5</b>	<b>11</b>	<b>87</b>	<b>7.9</b>	<b>22</b>	<b>1</b>	<b>0</b>	<b>0</b>	<b>0.0</b>	<b>0</b>	<b>0</b>

# SMITH'S CAREER GAME-BY-GAME

## PLAYERS

2017	OPPONENT	P/S	NO	YDS	AVG	LG	TD	
09/10	Oakland	S	-	-	-	-	-	
09/17	at Jacksonville	S	2	30	15.0	32t	1	
09/24	Seattle	S	1	24	24.0	24t	1	
10/01	at Houston	S	-	-	-	-	-	
10/08	at Miami	S	5	21	4.2	9	0	
10/16	Indianapolis	p	1	10	10.0	10	0	
10/22	at Cleveland	S	2	22	11.0	14	0	
11/05	Baltimore	S	-	-	-	-	-	
11/12	Cincinnati	S	2	20	10.0	12	0	
11/16	at Pittsburgh	p	-	-	-	-	-	
11/26	at Indianapolis	S	-	-	-	-	-	
12/03	Houston	S	-	-	-	-	-	
12/10	at Arizona	S	-	-	-	-	-	
12/17	at San Francisco	p	1	5	5.0	5	0	
12/24	L.A. Rams	S	1	13	13.0	13	0	
12/31	Jacksonville	S	3	12	4.0	5	0	
2017 Totals			16/13	18	157	8.7	32t	2
01/06	at Kansas City	S	2	15	7.5	10	0	
01/13	at New England	p	1	4	4.0	4	0	
2017 Postseason			2/1	3	19	6.3	10	0

2018	OPPONENT	P/S	NO	YDS	AVG	LG	TD	
09/09	at Miami	S	1	12	12.0	12	0	
09/16	Houston	S	-	-	-	-	-	
09/23	at Jacksonville	S	1	9	9.0	9	0	
09/30	Philadelphia	S	-	-	-	-	-	
10/07	at Buffalo	S	-	-	-	-	-	
10/14	Baltimore	S	1	12	12.0	12	0	
10/21	at L.A. Chargers	S	2	11	5.5	8	0	
11/05	at Dallas	S	2	33	16.5	26	1	
11/11	New England	S	3	45	15.0	29	1	
11/18	at Indianapolis	S	6	44	7.3	9	0	
11/26	at Houston	S	2	63	31.5	61t	1	
12/02	N.Y. Jets	p	2	29	14.5	18	0	
12/06	Jacksonville	S	-	-	-	-	-	
12/16	at N.Y. Giants			Placed on Injured Reserve (12/11)				
2018 Totals			13/12	20	258	12.9	61t	3

2019		OPPONENT	P/S	NO	YDS	AVG	LG	TD	
09/08	at	Cleveland	S	1	7	7.0	7	0	
09/15		Indianapolis	S	-	-	-	-	-	
09/19	at	Jacksonville	S	2	20	10.0	20	0	
09/29	at	Atlanta	S	1	5	5.0	5	0	
10/06		Buffalo	S	1	57	57.0	57	0	
10/13		Denver	p	1	8	8.0	8	0	
10/20		L.A. Chargers	S	3	64	21.3	35	0	
10/27		Tampa Bay	S	6	78	13.0	26	1	
11/03	at	Carolina	S	3	18	6.0	7	0	
11/10		Kansas City	S	4	30	7.5	9	0	
11/24		Jacksonville	S	-	-	-	-	-	
12/01	at	Indianapolis	S	2	0	0.0	2	0	
12/08	at	Oakland	S	3	29	9.7	17t	1	
12/15		Houston	S	5	60	12.0	23	0	
12/22		New Orleans	p	3	63	21.0	41t	1	
12/29	at	Houston	S	-	-	-	-	-	
2019 Totals				16/14	35	439	12.5	57	3
01/04	at	New England	S	1	9	9.0	9	0	
01/11	at	Baltimore	S	2	12	6.0	12t	1	
01/19	at	Kansas City	S	3	38	12.7	22	0	
2019 Postseason				3/3	6	59	9.8	22	1

2020	OPPONENT	P/S	NO	YDS	AVG	LG	TD	
09/14	at Denver	S	4	36	9.0	22	1	
09/20	Jacksonville	S	4	84	21.0	63	2	
09/27	at Minnesota	S	5	61	12.2	21	0	
10/13	Buffalo	S	5	40	8.0	14	2	
10/18	Houston	S	1	13	13.0	13	0	
10/25	Pittsburgh	S	1	9	9.0	9	0	
11/01	at Cincinnati	S	2	29	14.5	19	0	
11/08	Chicago	S	2	32	16.0	30	1	
11/12	Indianapolis	S	2	14	7.0	8	0	
11/22	at Baltimore	S	4	20	5.0	8	1	
11/29	at Indianapolis	p	-	-	-	-	-	
12/06	Cleveland			Inactive				
12/13	at Jacksonville	S	2	20	10.0	11	0	
12/20	Detroit	S	5	52	10.4	19	0	
12/27	at Green Bay	S	3	30	10.0	12t	1	
01/03	at Houston	S	1	8	8.0	8	0	
2020 Totals			14/14	60	613	10.2	33	0
01/10	Baltimore	S	2	9	4.5	5	0	
2020 Postseason			1/1	2	9	4.5	5	0



## AKEEM SPENCE



52

DEFENSIVE LINE

**HT:** 6-1 | **WT:** 303 | **Born:** 11/29/1991 | **Exp. (NFL/Patriots):** 9/2

**GP/GS (Playoffs):** 109/57 (0/0) | **Acq:** FA-20

**College:** Illinois | **Hometown:** Fort Walton Beach, Fla.

### CAREER TRANSACTIONS

Akeem Spence was signed by the New England Patriots to the 53-man roster from the practice squad on Dec. 5, 2020 ... Originally drafted by Tampa Bay in the fourth round (100th overall) of the 2013 NFL Draft ... Signed by Detroit as an unrestricted free agent from Tampa Bay (3/10/17) ... Acquired by Miami in a trade with Detroit in exchange for a 2019 seventh-round draft selection (5/3/18) ... Released by Miami (8/27/19) ... Signed by Philadelphia as a free agent (9/11/19) ... Released by Philadelphia (10/22/19) ... Signed by Jacksonville as a free agent (10/25/19) ... Signed by New England to the

practice squad (11/21/20) ... Elevated by New England to the 53-man roster from the practice squad (11/28/20) ... Reverted to the New England practice squad (11/30/20).

### SEASONAL REVIEWS

#### 2020 (6/0 – NEW ENGLAND)

- Joined the New England practice squad on Nov. 21. Was elevated to the 53-man roster for one game before being added to the 53-man roster on Dec. 5. Appeared in six games as a reserve and made nine tackles.
- Saw his first action with the Patriots after being elevated

to the 53-man roster from the practice squad vs. Arizona (11/29) and made three tackles. Spence and LB Ja'Whaun Bentley combined on a goal-line tackle to prevent a Cardinals score as time expired in the first half.

- Played as a reserve defensive lineman in the season-finale win vs N.Y. Jets (1/3) and registered two tackles.

## 2019 (9/0 – JACKSONVILLE)

- Signed by Jacksonville as a free agent on Oct. 25.
- Appeared in nine games for the Jaguars as a reserve and totaled 11 tackles. Saw his first action with the Patriots after being activated to the 53-man roster from the practice squad the day before the game.

## 2019 (6/0 – PHILADELPHIA)

- Went to training camp with Miami and was released prior to the start of the regular season. Signed with Philadelphia on Sept. 11.
- Played in six games for the Eagles as a reserve and made seven tackles before being released on Oct. 22.

## 2018 (16/16 – MIAMI)

- Started all 16 games for the Dolphins and posted a career-high 42 tackles and two sacks.
- Tallied three tackles and two sacks vs. N.Y. Jets (11/4), the first multi-sack game of his career.

## 2017 (16/11 – DETROIT)

- Played in all 16 games with 11 starts and totaled 39 tackles, a career-high tying three sacks and one forced fumble.
- Posted a season-high eight tackles at Cincinnati (12/24).

## 2016 (16/4 – TAMPA BAY)

- Played all 16 games and made four starts and registered 19 tackles and a half-sack.
- Registered a season-high five tackles and a half-sack vs. Denver (10/2).

## 2015 (8/7 – TAMPA BAY)

- Played in all eight games with seven starts after starting the season on the physically unable to perform list.
- Totaled 11 tackles and one sack before being placed on injured reserve on Dec. 26.

## 2014 (16/5 – TAMPA BAY)

- Played in all 16 games with five starts and tallied 37 tackles, a career-high three sacks and recovered two fumbles.
- Posted four tackles and one sack at Cleveland (11/2).

## 2013 (16/14 – TAMPA BAY)

- Appeared in all 16 games with 14 starts as a rookie and totaled 29 tackles, one sack and one fumble recovery.
- Recorded his first career sack at New England (9/22) to go along with four tackles.

## COLLEGE

- Was a three-year starter at Illinois, starting all 38 games he played in, and registered 186 tackles, 3½ sacks and two forced fumbles.
- Started all 12 games as a junior in 2012 and posted 72 tackles, one sack and one forced fumble, earning All-Big Ten honorable mention honors.
- Started all 13 games as a sophomore in 2011 and tallied 69 tackles, 1½ sacks and one forced fumble.
- Started all 13 games as a redshirt freshman in 2010 and accrued 45 tackles and one sack en route to First-Team Freshman All-America accolades.

## PERSONAL

- Totaled 147 tackles and seven sacks over his junior and senior seasons at Fort Walton (Fla.) Beach HS.
- Also threw shot put and discus in track.
- Majored in communications at Illinois.

# AKEEM SPENCE STATISTICS

POS: DL HT: 6-1 WT: 303 LBS YEAR: 9<sup>TH</sup> ACQ: FA-20 COLLEGE: ILLINOIS BORN: 11/29/91

## REGULAR SEASON DEFENSIVE STATISTICS

Year	Team	G/S	TT	TACKLES				YDS	INTERCEPTIONS					MISCELLANEOUS					
				UT	A	S			NO	YDS	AVG	LG	TD	PD	FF	FR	YDS	TD	SPT
2013	Buccaneers	16/14	29	19	10	1.0	6.0	0	0	0.0	0	0	0	0	0	1	0	0	0
2014	Buccaneers	16/5	37	27	10	3.0	15.5	0	0	0.0	0	0	0	0	2	0	0	0	0
2015	Buccaneers	8/7	11	8	3	1.0	1.0	0	0	0.0	0	0	0	0	0	0	0	0	0
2016	Buccaneers	16/4	19	10	9	0.5	0.5	0	0	0.0	0	0	0	0	0	0	0	0	0
2017	Lions	16/11	39	19	20	3.0	23.0	0	0	0.0	0	0	0	1	0	0	0	0	0
2018	Dolphins	16/16	42	23	19	2.0	10.0	0	0	0.0	0	0	0	0	0	0	0	0	0
2019	Eagles/Jaguars	15/0	18	14	4	0.0	0.0	0	0	0.0	0	0	0	0	0	0	0	0	0
2020	Patriots	6/0	9	3	6	0.0	0.	0	0	0.0	0	0	0	0	0	0	0	0	0
Totals – 8 Years		109/57	204	123	81	10.5	56.0	0	0	0.0	0	0	0	1	3	0	0	0	0



# JARRETT STIDHAM

## 4 | QUARTERBACK

**HT:** 6-3 | **WT:** 215 | **Born:** 8/8/1996 | **Exp. (NFL/Patriots):** 3/3

**GP/GS (Playoffs):** 8/0 (0/0) | **Acq:** D4b-19 (133rd)

**College:** Auburn | **Hometown:** Stephenville, Texas

### PRONOUNCED STID-um

### CAREER TRANSACTIONS

Jarrett Stidham was drafted by the New England Patriots in the fourth round (133rd overall) of the 2019 NFL Draft.

### SEASONAL REVIEWS

#### 2020 (5/0)

- Played in five games as a reserve and completed 22-of-44 pass attempts for 256 yards with two touchdowns and three interceptions.
- Was inactive for the first three games of the season as third string QB. Was active but did not play for eight contests as the backup QB.
- Entered in relief of Brian Hoyer in the second half at Kansas City (10/5). Led a six play, 75-yard drive capped off by his first NFL touchdown pass to WR N'Keal Harry on a 4-yard completion in the end zone. Finished 5-of-13 for 60 yards with one touchdown pass and two interceptions. Also rushed for 3 yards.
- Appeared in relief of Cam Newton vs. San Francisco (10/25) and passed for 64 yards on 6-of-10 passing with one interception.
- Played in relief of Cam Newton late in the second half of the win at L.A. Chargers (12/6). Completed 2-of-3 passes for 61 yards, including a career-long 38-yard touchdown pass to WR Gunner Olszewski.

#### 2019 (3/0, 0/0)

- Served as backup quarterback to Tom Brady and saw action in three games as a reserve.
- Made his NFL debut late in the victory vs. the N.Y. Jets (9/22) and completed 2-of-3 passes for 14 yards and an interception. Completed first NFL pass on an 11-yard completion to WR Phillip Dorsett II in the fourth quarter.

### EXTRA POINTS

- Patriots QB Jarrett Stidham and RB Damien Harris were youth football teammates for one season and went undefeated in the Madison County (Ky.) Youth Football League in 2003. Stidham then moved to Texas but the duo stayed in touch over the years and even competed against one another in college before both were drafted by the Patriots in 2019.

- Appeared for the final offensive series of the win at Washington (10/6) and attempted one pass.

### COLLEGE

- Career totals at Auburn: 470-739 (63.6) for 5,952 yards passing, 36 touchdowns and 11 interceptions.
- Posted five 300-yard passing games at Auburn and 17 200-yard passing games.
- Holds the Auburn record with 162 pass attempts without an interception.
- Team captain as a senior.
- Was a student at McLennan Community College during the fall of 2016.
- Played the 2015 season at Baylor, where he was 75-109 passing for 1,265 yards and 12 TD as a true freshman.

### PERSONAL

- Registered career passing totals of 6,516 yards and 80 TD; career rushing of 1,790 yards and 29 scores at Stephenville (Texas) High School.
- Earned all-district honors in basketball and also ran track.
- Received his bachelor's degree from the College of Liberal Arts.
- Married to wife, Kennedy.

# JARRETT STIDHAM STATISTICS

POS: QB HT: 6-3 WT: 215 LBS YEAR: 3<sup>RD</sup> ACQ: D4b-19 (133<sup>RD</sup>) COLLEGE: AUBURN BORN: 8/8/96

## REGULAR SEASON STATISTICS

Year	Team	G/S	CMP	ATT	PASSING				LG	ATT	RUSHING			LG
					TD	YDS	INT				YDS	TD		
2019	Patriots	3/0	2	4	0	14	1		11	2	-2	0		-1
2020	Patriots	5/0	22	44	2	256	3		38t	7	7	0		6
Totals – 2 Years		8/0	124	48	2	270	4		38t	9	5	0		6

## POSTSEASON STATISTICS

Year	Team	G/S	CMP	ATT	PASSING				LG	ATT	RUSHING			LG
					TD	YDS	INT				YDS	TD		
2019	Patriots	0/0	0	0	0	0	0		0	0	0	0		0
Totals – 1 Year		0/0	0	0	0	0	0		0	0	0	0		0

PLAYERS

## STIDHAM'S CAREER GAME-BY-GAME

2019	OPPONENT	P/S	ATT	CMP	PASSING				LG	INT	S	YDS	RATING	RUSHING					
					YDS	PCT	TD							RUSH	YDS	LG	TD	W/L	SCORE
09/08	Pittsburgh				Did Not Play														
09/15 at	Miami				Did Not Play														
09/22	N.Y. Jets	p	3	2	14	66.7%	0		11	1	1	7	37.5	0	0	0	0	W	30-14
09/29 at	Buffalo				Did Not Play														
10/06 at	Washington	p	1	0	0	0.0%	0		0	0	0	0	39.6	0	0	0	0	W	33-7
10/10	N.Y. Giants				Did Not Play														
10/21 at	N.Y. Jets	p	0	0	0	-	-		-	-	-	-	-	2	-2	-1	0	W	33-0
10/27	Cleveland				Did Not Play														
11/03 at	Baltimore				Did Not Play														
11/17 at	Philadelphia				Did Not Play														
11/24	Dallas				Did Not Play														
12/01 at	Houston				Did Not Play														
12/08	Kansas City				Did Not Play														
12/15 at	Cincinnati				Did Not Play														
12/21	Buffalo				Did Not Play														
12/29	Miami				Did Not Play														
2019 Totals		3/0	4	2	14	50.0%	0		11	1	1	7	18.8	2	-2	-2	-		0-0
01/04	Tennessee				Did Not Play														
2019 Postseason		0/0	0	0	0														

2020	OPPONENT	P/S	ATT	CMP	PASSING				LG	INT	S	YDS	RATING	RUSHING					
					YDS	PCT	TD							RUSH	YDS	LG	TD	W/L	SCORE
09/13	Miami				Inactive														
09/20 at	Seattle				Inactive														
09/27	Las Vegas				Inactive														
10/05 at	Kansas City	p	13	5	60	38.5%	1		30	2	0	0	39.4	2	3	2	0	L	10-26
10/18	Denver				Did Not Play														
10/25	San Francisco	p	10	6	64	60.0%	0		17	1	1	7	39.2	2	3	6	0	L	6-33
11/01 at	Buffalo				Did Not Play														
11/09 at	N.Y. Jets				Did Not Play														
11/15	Baltimore				Did Not Play														
11/22 at	Houston				Did Not Play														
11/29	Arizona				Did Not Play														
12/06 at	L.A. Chargers	p	3	2	61	66.7%	1		38t	0	0	0	149.3	2	-2	-1	0	W	45-0
12/10 at	L.A. Rams	p	7	5	27	71.4%	0		7	0	2	12	77.7	1	3	3	0	L	3-24
12/20 at	Miami				Did Not Play														
12/28	Buffalo	p	11	4	44	36.4%	0		22	0	1	2	49.1	0	0	0	0	L	9-38
01/03	N.Y. Jets				Did Not Play														
2020 Totals		5/0	44	22	256	50.0%	2		38t	3	4	21	54.7	7	7	6	0		0-0



# J.J. TAYLOR



## 42 | RUNNING BACK

**HT:** 5-6 | **WT:** 185 | **Born:** 1/4/1998 | **Exp. (NFL/Patriots):** 2/2

**GP/GS (Playoffs):** 6/0 (0/0) | **Acq:** FA-20

**College:** Arizona | **Hometown:** Corona, Calif.

### CAREER TRANSACTIONS

J.J. Taylor was signed by the New England Patriots to the 53-man roster from the practice squad on Sept. 8, 2020 ... Originally signed by New England as a rookie free agent (5/5/20) ... Released by New England (9/5/20) ... Signed by New England to the practice squad (9/6/20).

### 2020 (6/0)

- Made the Patriots 53-man opening-day roster, ensuring that an undrafted rookie made the opening day roster for the 17th straight season, the third-longest streak in the NFL. The Chargers have had a rookie free agent make their opening day roster for 24 straight seasons and Indianapolis has had a rookie free agent make their opening day roster for 22 straight seasons.
- Played in six games as a reserve and registered 23 rushing attempts for 110 yards. Also caught one pass for 4 yards. Returned four kickoffs for 87 yards and one punt for 11 yards.
- Was inactive for eight games and active but did not play for two others.
- Made his NFL debut in the season-opening win over Miami (9/13), posting four rushing attempts for 28 yards and caught one pass for 4 yards.
- Amassed 69 yards on three kickoff returns at Seattle (9/20) and had one carry for -1 yards.
- Rushed for 43 yards on 11 carries and returned one punt for 11 yards in the win vs. Las Vegas (9/27).

### COLLEGE

- Ran for 3,263 yards with 18 touchdowns, caught 62 passes for 487 yards with two touchdowns and returned 41 kicks for 988 yards with one touchdown during his career at Arizona.
- Ran for 721 yards with five touchdowns and caught 32 passes for 289 yards as a redshirt junior in 2019.
- Named a third-team All-American by the Associated Press as an all-purpose player in 2018. Was also an All-Pac-12 First Team selection at running back. Started all 12 games and rushed for 1,434 yards, which was fourth-most in Arizona single-season history and ranked No. 7 in FBS.
- Named Pac-12 Co-Offensive Freshman of the Year in 2017. Played in 13 games and totaled 847 rushing yards and scored seven touchdowns, including five rushing and two receiving.
- Played in four games with one start as a true freshman before suffering an injury and missing the rest of the season. Totaled 261 yards and two scores on 38 carries.

### PERSONAL

- Son of Joseph and Latrese Taylor.
- Has three brothers, Jovon, Andrey and Andrew and two sisters, Janae and Starr.
- Gained 2,290 and 44 touchdowns as a senior, earning California All-Inland First Team honors.
- Majored in literacy, learning & leadership at Arizona.

## J.J. TAYLOR STATISTICS

**POS:** RB **HT:** 5-6 **WT:** 185 LBS **YEAR:** 2<sup>ND</sup> **ACQ:** FA-20 **COLLEGE:** ARIZONA **BORN:** 1/4/98

### REGULAR SEASON OFFENSIVE STATISTICS

Year	Team	G/S	NO	RUSHING				NO	YDS	RECEIVING			
				YDS	AVG	LG	TD			YDS	AVG	LG	TD
2020	Patriots	6/0	23	110	4.8	28	0	1	4	4.0	4	0	
<b>Totals – 1 Year</b>		<b>6/0</b>	<b>23</b>	<b>110</b>	<b>4.8</b>	<b>28</b>	<b>0</b>	<b>1</b>	<b>4</b>	<b>4.0</b>	<b>4</b>	<b>0</b>	

**Additional Statistics:** 3 Kickoff Returns for 69 Yards at SEA (9/20), 1 Kickoff Return for 18 yards vs NYJ (1/3/21). 1 Punt Return for 11 Yards vs. LV (9/27).

# TAYLOR'S CAREER GAME-BY-GAME

2020	OPPONENT	P/S	RUSHING						RECEIVING					
			NO	YDS	AVG	LG	TD	NO	YDS	AVG	LG	TD		
09/13	Miami	p	4	28	7.0	11	0	1	4	4.0	4	0		
09/20	at Seattle	p	1	-1	-1.0	-1	0	-	-	-	-	-		
09/27	Las Vegas	p	11	43	3.9	9	0	-	-	-	-	-		
10/05	at Kansas City						Did Not Play							
10/18	Denver						Inactive							
10/25	San Francisco						Inactive							
11/01	at Buffalo						Did Not Play							
11/09	at N.Y. Jets						Inactive							

11/15	Baltimore													Inactive
11/22	at Houston													Inactive
11/29	Arizona													Inactive
12/06	at L.A. Chargers													Inactive
12/10	at L.A. Rams													Inactive
12/20	at Miami	p	1	2	2.0	2	0	-	-	-	-	-	-	
12/28	Buffalo	p	6	38	6.3	28	0	-	-	-	-	-	-	
01/03	N.Y. Jets	p	-	-	-	-	-	-	-	-	-	-	-	
2020 Totals			6/0	23	110	4.8	28	0	1	4	4.0	4	0	



## NICK THURMAN

### 95 | DEFENSIVE LINE

**HT:** 6-4 | **WT:** 305 | **Born:** 6/12/1995 | **Exp. (NFL/Patriots):** 2/3  
**GP/GS (Playoffs)** 7/1 (0/0) | **Acq:** FA-19  
**College:** Houston | **Hometown:** Dallas, Texas

### CAREER TRANSACTIONS

Nick Thurman was signed to the 53-man roster from the practice squad on Oct. 31, 2020. ... Originally signed by Houston as a rookie free agent (5/14/18) ... Released by Houston (9/2/18) ... Signed by Tampa Bay as a free agent (4/4/19) ... Released by Tampa Bay (4/30/19) ... Signed by New England as a free agent (5/2/19) ... Released by New England (8/31/19) ... Signed by New England to the practice squad (9/1/19) ... Released by New England (9/5/20) ... Signed by New England to the practice squad (9/6/20) ... Elevated by New England to the 53-man roster from the practice squad (9/19/20) ... Reverted to the New England practice squad (9/21/20) ... Elevated by New England to the 53-man roster from the practice squad (9/26/20) ... Reverted to the New England practice squad from the 53-man roster (9/28/20).

### SEASONAL REVIEWS

#### 2020 (7/1)

- Played in seven games with one start and posted 10 tackles. Began the regular season on the practice squad and was elevated to the 53-man roster twice before being signed to the 53-man roster on Oct. 31.
- Made his NFL debut in a reserve role at Seattle (9/20) and made one tackle.
- Made his first NFL start in the win at N.Y. Jets (11/9) due to an injury to DL Lawrence Guy an registered one tackle.

- Recorded a season-high three total tackles vs. Buffalo (12/28).

#### 2019 (0/0, 0/0)

- Signed by the Patriots to the practice squad on Sept. 1 after spending training camp with the team.
- Spent part of the offseason with Tampa Bay.

#### 2018 (0/0)

- Went to training camp with the Houston Texans and was released prior to the start of the regular season.

### COLLEGE

- Appeared in 44 career games at Houston with 19 starts at defensive end and totaled 92 tackles, 4½ sacks and two fumble recoveries.
- Started all 12 games of his senior year in 2017 and notched 32 tackles.
- Appeared in all 12 games as a junior, making six starts, and finished third on the team with five quarterback hurries.

### PERSONAL

- Finished his senior season at Lake Highlands High School with 45 tackles and seven sacks, earning first-team all-district honors and leading his team to an 8-3 record.
- Majored in retail consumer science while at Houston.



# NICK THURMAN STATISTICS

POS: DL HT: 6-4 WT: 305 LBS YEAR: 2<sup>ND</sup> ACQ: FA-19 COLLEGE: HOUSTON BORN: 6/12/95

## REGULAR SEASON DEFENSIVE STATISTICS

Year	Team	G/S	TT	TACKLES				YDS	NO	INTERCEPTIONS					MISCELLANEOUS				
				UT	A	S				YDS	AVG	LG	TD	PD	FF	FR	YDS	TD	SPT
2019	Patriots																		
2020	Patriots	7/1	10	6	4	0.0	0.0	0	0	0.0	0	0	0	0	0	0	0	0	0
Totals – 1 Year		7/1	10	6	4	0.0	0.0	0	0	0.0	0	0	0	0	0	0	0	0	0

## POSTSEASON DEFENSIVE STATISTICS

Year	Team	G/S	TT	TACKLES				YDS	NO	INTERCEPTIONS					MISCELLANEOUS				
				UT	A	S				YDS	AVG	LG	TD	PD	FF	FR	YDS	TD	SPT
2019	Patriots																		
Totals – 1 Year		0/0	0	0	0	0.0	0.0	0	0	0.0	0	0	0	0	0	0	0	0	0

## THURMAN'S CAREER GAME-BY-GAME

2020	OPPONENT	P/S	TT	UT	A	S	YDS	INT	YDS	PD	FF	FR	SPT						
09/13	Miami	Elevated to 53-man roster from PS (9/19, 9/26, 10/17, 10/24)												11/15	Baltimore			Released (11/14); Signed to PS (11/18)	
09/20	at Seattle	p	1	1	0	-	-	-	-	-	-	-	-	11/22	at Houston				
09/27	Las Vegas	p	0	0	0	-	-	-	-	-	-	-	-	11/29	Arizona				
10/05	at Kansas City	Reverted to PS (9/21, 9/28, 10/19, 10/26); Signed to 53-man roster (10/31)												12/06	at L.A. Chargers				
10/18	Denver	p	2	1	1	-	-	-	-	-	-	-	-	12/10	at L.A. Rams				
10/25	San Francisco	p	1	1	0	-	-	-	-	-	-	-	-	12/20	at Miami	Elevated to 53-man roster from PS (12/28); Reverted (12/29)			
11/01	at Buffalo	p	2	2	0	-	-	-	-	-	-	-	-	12/28	Buffalo	p	3	1	2
11/09	at N.Y. Jets	S	1	0	1	-	-	-	-	-	-	-	-	01/03	N.Y. Jets				
														2020 Totals		7/0	10	6	4
																0.0	0.0	0	0
																0	0	0	0



## JOSH UCHE



## 55 | LINEBACKER

**HT:** 6-3 | **WT:** 245 | **Born:** 9/18/1998 | **Exp. (NFL/Patriots):** 2/2  
**GP/GS (Playoffs):** 9/1 (0/0) | **Acq:** D2b-20 (60th)  
**College:** Michigan | **Hometown:** Miami, Fla.

## PRONOUNCED OO-chay CAREER TRANSACTIONS

Josh Uche was drafted by the New England Patriots in the second round (60th overall) of the 2020 NFL Draft.

## SEASONAL REVIEWS

### 2020 (9/1)

- Played in nine games with one start and tallied nine tackles and one sack.
- Was inactive for the season-opener vs. Miami (9/13) and at Seattle (9/20) before being placed on injured reserve on Sept. 26. Also missed the final game of the season after being placed on injured reserve on Dec. 31. Missed five games while on injured reserve.
- Was activated off injured reserve on Oct. 31 and made his NFL debut at Buffalo (11/1). Posted one tackle.
- Registered his first career sack when he dropped Ravens QB Lamar Jackson for a 7-yard loss in the second quarter in the win vs. Baltimore (11/15).
- Made his first NFL start vs. Buffalo (12/28). Posted two tackles before leaving the game due to injury and did not

return.

## COLLEGE

- Was a three-year letterman at Michigan.
- Earned 2019 All-Big Ten second team honors (coaches) and third-team accolades (media).
- 2019 defensive player of the year as voted on by his teammates.
- Appeared in 40 career games with nine starts at linebacker and recorded 56 tackles, 16½ sacks, one fumble recovery and two passes defended.
- Started nine games at linebacker and played in all 13 contests. Posted a career-best 35 tackles, 8½ sacks, two passes defended and one fumble recovery.
- Earned second varsity letter and was All-Big Ten honorable mention (coaches and media) as a junior in 2018. Played in 12 games and registered 15 tackles, seven sacks and one pass breakup.
- Earned first varsity letter as a sophomore in 2017. Played in 10 games and saw action at linebacker in nine contests. Registered three tackles and one sack.

- Saw action as a reserve linebacker and made two tackles in a Week 15 loss at Miami (12/20).

## PERSONAL

- Attended the same high school as former Michigan and NFL quarterback Brian Griese.
- Helped lead team to Florida Class 8A state championship game as a junior and senior.

- Tallied 50 tackles and 14 sacks with two forced fumbles as a senior.
- Notched 66 tackles and 10 sacks his junior year.
- Registered 52 tackles, 8½ sacks and two forced fumbles as a sophomore.
- Enrolled in the College of Literature, Science and the Arts, majoring in political science.

# JOSH UCHE STATISTICS

POS: LB HT: 6-3 WT: 245 LBS YEAR: 2<sup>ND</sup> ACQ: D2b-20 (60<sup>TH</sup>) COLLEGE: MICHIGAN BORN: 9/18/98

## REGULAR SEASON DEFENSIVE STATISTICS

		TACKLES							INTERCEPTIONS					MISCELLANEOUS						
Year	Team	G/S	TT	UT	A	S	YDS	NO	YDS	AVG	LG	TD	PD	FF	FR	YDS	TD	SPT		
2020	Patriots	9/1	9	7	2	1.0	7.0	0	0	0.0	0	0	0	0	0	0	0	0		
Totals – 1 Year		9/1	9	7	2	1.0	7.0	0	0	0.0	0	0	0	0	0	0	0	0		

PLAYERS

# UCHE'S CAREER GAME-BY-GAME

2020	OPPONENT	P/S	TT	UT	A	S	YDS	INT	YDS	PD	FF	FR	SPT
09/13	Miami				Inactive								
09/20	at Seattle				Inactive								
09/27	Las Vegas				Placed on Injured Reserve (9/26)								
10/05	at Kansas City												
10/18	Denver												
10/25	San Francisco				Activated to 53-man Roster (10/31)								
11/01	at Buffalo	p	1	1	0	-	-	-	-	-	-	-	-
11/09	at N.Y. Jets	p	0	0	0	-	-	-	-	-	-	-	-
11/15	Baltimore	p	1	1	0	1.0	7.0	-	-	-	-	-	-
11/22	at Houston	p	1	1	0	-	-	-	-	-	-	-	-
11/29	Arizona	p	0	0	0	-	-	-	-	-	-	-	-
12/06	at L.A. Chargers	p	0	0	0	-	-	-	-	-	-	-	-
12/10	at L.A. Rams	p	2	2	0	-	-	-	-	-	-	-	-
12/20	at Miami	p	2	1	1	-	-	-	-	-	-	-	-
12/28	Buffalo	S	2	1	1	-	-	-	-	-	-	-	-
01/03	N.Y. Jets				Placed on Injured Reserve (12/31)								
2020 Totals		9/1	9	7	2	1.0	7.0	0	0	0	0	0	0



# KYLE VAN NOY



HT: 6-3 | WT: 250 | Born: 3/26/1991 | Exp. (NFL/Patriots): 8/5  
GP/GS (Playoffs): 95/65 (11/7) | Acq: FA-21  
College: Brigham Young | Hometown: Reno, Nev.

SUPER BOWLS: 16, 18

## CAREER TRANSACTIONS

Kyle Van Noy was signed by New England as a free agent on March 19, 2021 ... Originally drafted by Detroit in the second round (40th overall) of the 2014 NFL Draft ... Acquired by New England along with a 2017 seventh-round draft pick from Detroit in a trade in exchange for a 2017 sixth-round draft pick (10/26/16) ... Signed by Miami as an unrestricted free agent from New England (3/16/20) ... Released by Miami (3/10/21).

## SEASONAL REVIEWS

### 2020 (14/13 – MIAMI)

- Played in 14 games with 13 starts and totaled 69 tackles, six sacks, six passes defended, two forced fumbles and two fumble recoveries.
- Was inactive vs. N.Y. Jets (10/18) and vs. Kansas City (12/13) due to injury.
- Totaled three tackles and a strip-sack and fumble recovery

## EXTRA POINTS

- Kyle and his wife, Marissa, created the Van Noy Valor Foundation in 2014. Their inspiration to start their own foundation came from their love of helping adopted, foster, and disadvantaged youth who are in need. Kyle was adopted as a baby, as well as Marissa's father and little brother. The Van Noy Valor Foundation strives to provide opportunities to encourage personal valor in youth by giving them resources and tools to grow, which will teach the youth to armor themselves for success. Find more information on the foundation website: <https://www.vannoyvalorfoundation.org/>.

of Jaguars QB Gardner Minshew in the win at Jacksonville (9/24).

- Tallied a season-high nine tackles, defended two passes

## HONORS & AWARDS

**2019:** AFC Defensive Player of the Week (Week 4)

and returned a fumble recovery 28 yards to the opponent 1-yard line in the win vs. L.A. Rams (11/1).

- Made eight tackles, a single-game career-high three sacks and defended one pass in the win vs. Cincinnati (12/6).

### 2019 (15/15, 1/1)

- Played in 15 regular-season games with 14 starts and posted 56 tackles, career-highs in sacks (6½), forced fumbles (3) and passes defended (3) as part of a defense that finished No. 1 in the NFL in total defense (275.9 yards per game) and scoring (14.1 points allowed per game). Also made one special teams tackle. Also recovered two fumbles, with one returned for a touchdown.
- Started at linebacker and registered five tackles and forced a fumble on a sack in the AFC Wild Card Playoff vs. Tennessee (1/4).
- Was inactive for the season-opening victory vs. Pittsburgh (9/8) due to the birth of his first child.
- Finished with a team-high eight tackles, two sacks for a combined 17 yards lost, two forced fumbles and a quarterback hit on QB Matt Barkley on the last defensive possession of the game that led to the Jamie Collins interception that sealed the win at Buffalo (9/29). Was named AFC Defensive Player of the week for his efforts.
- Started at linebacker and finished with two tackles, a sack and scored his third career touchdown when he recovered a fumble forced by LB Jamie Collins and returned it 22 yards for a touchdown in the win vs. N.Y. Giants (10/10).
- Started at linebacker and led the team with five tackles and one fumble recovery in the win at N.Y. Jets (10/21).
- Started at linebacker and recorded six tackles, one quarterback hit and forced a fumble that was recovered by DL Lawrence Guy at Baltimore (11/3).
- Made three tackles and one sack at Houston (12/1). His first-quarter sack marked 6½ on the season, setting a new career-high.

### 2018 (16/16, 3/3)

- Started at linebacker in all 16 regular-season games and set a career-high in tackles with a team-leading 89, while adding 3½ sacks, an interception, a forced fumble and two fumble recoveries. Also scored two touchdowns on recoveries with the first coming on a 29-yard return of a blocked punt by LB Dont'a Hightower at Chicago (10/21) and the second coming on a forced fumble by DL Adam Butler vs. the N.Y. Jets (12/30) that was returned 46 yards for a touchdown.
- Started at linebacker in all three postseason contests, including the Super Bowl LIII victory vs. the Los Angeles Rams, and contributed with a team-leading 17 tackles, three sacks, a pass defended and a forced fumble. Also added a tackle on special teams.
- Made the start at linebacker and led the team with six tackles, while also adding a pass defended and an acrobatic fourth-quarter interception that gave the Patriots possession in the Jaguars' territory during the game at Jacksonville (9/16).

- Made the start at linebacker and totaled three tackles and a fumble recovery on an errant snap in the second quarter that gave the Patriots possession deep in Dolphins territory during the victory vs. Miami (9/30). James White scored on a 22-yard touchdown run on the very next play that helped break the game open with a 17-0 Patriot lead.
- Made the start at linebacker and finished with six tackles total, while also contributing on special teams with his first-career touchdown when he returned a blocked punt by LB Dont'a Hightower 29 yards to give the Patriots the lead in the third quarter of the victory at Chicago (10/21).
- Started at linebacker and was a key contributor with a team-high eight tackles, while also adding two sacks for a total of 14 yards lost and forcing a third quarter fumble of QB Derek Anderson that resulted in possession for the Patriots deep in the opponent's territory during the victory at Buffalo (10/29).
- Made the start at linebacker and finished with a team-high 12 tackles, while also adding another tackle on special teams in the matchup at Tennessee (11/11).
- Started at linebacker and made three tackles while also contributing with a 46-yard fumble return for a touchdown of a forced fumble by DL Adam Butler in the third quarter of the win vs. the New York Jets (12/30).
- Started at linebacker and finished with a team-high 10 tackles, while also notching two sacks of QB Patrick Mahomes for a combined loss of 29 yards in the AFC Championship victory at Kansas City (1/20).
- Started at linebacker and made three tackles, one sack of QB Jared Goff for a 14-yard loss and one tackle on special teams in the Super Bowl LIII victory vs. the Los Angeles Rams (2/3) as part of a defensive effort that held the high-powered Los Angeles offense to just three points despite averaging 32.9 points per game.

### 2017 (13/12, 3/3)

- Played in 13 regular-season games with 12 starts at linebacker and posted 73 tackles and finished second on the team with 5½ sacks. Also defended two passes.
- Started all three playoff games and registered 16 tackles, one sack, forced one fumble and defended one pass.
- Was inactive due to injury at Miami (12/11), at Pittsburgh (12/17) and vs. Buffalo (12/24).
- Started at linebacker and led the team with 11 tackles, while playing every defensive snap in the win vs. Houston (9/24).
- Started and totaled seven tackles while also adding his first sack of the season vs. Carolina (10/1).
- Started at linebacker and tied for the team lead with seven tackles, including two for a loss, while also registering two sacks for a total loss of 12 yards, marking the first two-sack game of his career in the victory at N.Y. Jets (10/15).
- Started at linebacker and tied for the team lead with seven tackles, including two for a loss in the victory vs. Atlanta (10/22). Tackled WR Taylor Gabriel for a 5-yard loss in the fourth quarter on an Atlanta fourth-down attempt from the Patriots 1-yard line to keep the Falcons off the scoreboard until late in the fourth quarter.
- Made the start at linebacker and finished tied for the team lead with six tackles, including one tackle for a loss, while also adding a pass defended in the victory vs. L.A. Char-

gers (10/29).

- Started at linebacker and led the team with five tackles in the win at Denver (11/12).
- Started at linebacker and totaled six tackles and an 8-yard sack of QB Matt Moore before exiting the game due to injury in the fourth quarter of the win vs. Miami (11/26).
- Appeared as a reserve linebacker and finished with three tackles and a half sack for a 10-yard loss, while adding a pass defended in the win at Buffalo (12/3).
- Returned to the starting lineup at linebacker after missing three games due to injury and did not accrue any statistics in the win vs. N.Y. Jets (12/31).
- Started at linebacker and finished with a team-high nine tackles, a 9-yard sack of QB Blake Bortles on Jacksonville's final last-minute drive and a pass defended in the AFC Championship victory vs. the Jaguars (1/21).
- Made the start at linebacker and finished with five tackles total in Super Bowl LII vs. Philadelphia (2/4).

## 2016 (7/2, 3/0 – NEW ENGLAND)

- Played in seven regular-season games with two starts and registered 27 tackles, one sack, one interception, two passes defended, one forced fumble and two special teams tackles.
- Appeared in all three playoff games as a reserve and posted seven tackles, a half-sack, one pass defended and one forced fumble.
- Was inactive for the victory at Buffalo (10/30) and in the game vs. Seattle (11/13) immediately after joining the team.
- Made his Patriots debut totaling three tackles and a sack in the win at San Francisco (11/20).
- Made his first start as a Patriot at linebacker and combined for two tackles in the win at N.Y. Jets (11/27).
- Picked off quarterback Jared Goff for his first career NFL interception in the win vs. Los Angeles (12/4). Added four defensive tackles and one tackle on special teams.
- Combined for six tackles and forced a game-sealing fumble recovered by Devin McCourty that contributed to the win at Denver (12/18).
- Finished second on the team with seven tackles in the win vs. N.Y. Jets (12/24).
- Finished with four total tackles and had a forced fumble recovered by Rob Ninkovich that led to a Patriots touchdown in the third quarter in the victory vs. Pittsburgh in the AFC Championship Game (1/22).
- Contributed on defense as a reserve with one tackle and a half sack in the win over Atlanta in Super Bowl LI (2/5).

## 2016 (7/7 – DETROIT)

- Started the first seven games of the season at linebacker for the Lions while also seeing limited action on special teams before being traded to New England on Oct. 26.
- Recorded 23 total tackles and one pass defended through the first seven games of the 2016 campaign.

## 2015 (15/0 – DETROIT)

- Finished his second NFL season with seven total tackles, his first career sack and three special teams tackles.
- Registered his first career sack vs. Minnesota (10/25).
- Recorded two tackles and one special teams tackle vs. Philadelphia (11/26).

## 2014 (8/0, 1/0 – DETROIT)

- Began the season on the reserve/injured - designated for return list before being activated to the roster on Nov. 3.
- Finished his rookie campaign with four solo tackles and two special teams tackles.
- Registered a special teams tackle in his rookie debut in Week 10 vs. Miami (11/9).

## COLLEGE

- Finished his four-year career at Brigham Young with 226 tackles (153 solo), 26 sacks (192 yards), 11 forced fumbles, four fumble recoveries and three blocked kicks in 52 career games with 36 starts.
- Named a semifinalist for the Bednarik Award and Butkus Award as a senior in 2013 after finishing second in voting for National Defensive Player of the Year honors by CBS Sports.
- Was an All-American selection by Yahoo Sports, Phil Steele, Sports Illustrated, NFL.com and CBS Sports.
- Started all 13 games as a senior at weak-side linebacker and ranked 21st in the nation with a team-high 17.5 tackles for loss, the sixth-highest total in school history.

## PERSONAL

- Attended McQueen (Reno, Nev.) High School where he earned first team all-state honors. Received a four-star grade from Rivals.com and was rated as the 24th-best athlete in the nation.
- Earned all-conference honors in track, competing in the 4x100, 4x200 and 4x400 relays.
- Son of Layne and Kelly Van Noy.
- Kyle and wife, Marissa, and welcomed a son, Trae, in 2019.
- Majored in communications with a minor in history at BYU.

# KYLE VAN NOY STATISTICS

POS: LB HT: 6-3 WT: 250 LBS YEAR: 8<sup>TH</sup> ACQ: FA-21 COLLEGE: BYU BORN: 3/26/91

## REGULAR SEASON DEFENSIVE STATISTICS

			TACKLES					INTERCEPTIONS					MISCELLANEOUS						
Year	Team	G/S	TT	UT	A	S	YDS	NO	YDS	AVG	LG	TD	PD	FF	FR	YDS	TD	SPT	
2014	Lions	8/0	6	6	0	0.0	0.0	0	0	0.0	0	0	0	0	0	0	0	2	
2015	Lions	15/0	10	8	2	1.0	1.0	0	0	0.0	0	0	0	0	0	0	0	1	
2016	Lions	7/7	23	21	2	0.0	0.0	0	0	0.0	0	0	1	0	0	0	0	3	
2016	Patriots	7/2	27	9	18	1.0	8.0	1	0	0.0	0	0	2	1	0	0	0	2	
2017	Patriots	13/12	73	58	15	5.5	33.5	0	0	0.0	0	0	2	0	0	0	0	0	
2018	Patriots	16/16	89	54	35	3.5	28.0	1	0	0.0	0	0	2	1	2	46t	1	3	
2019	Patriots	15/15	56	41	15	6.5	42.5	0	0	0.0	0	0	3	3	2	0	0	0	
2020	Dolphins	14/13	69	46	23	6.0	36.0	0	0	0.0	0	0	6	2	2	28	0	0	
Totals – 7 Years		95/65	353	243	110	23.5	149.0	2	0	0.0	0	0	16	7	6	74	1	11	

**Additional Statistics:** 1 Touchdown on a Blocked Punt Fumble Recovery Return for 29 Yards at Chicago (10/21/18). 1 Touchdown on a Fumble Recovery of 46 yards vs. N.Y. Jets (12/30/18). 1 Touchdown on a Fumble Recovery of 22 yards vs. N.Y. Giants (10/10/19).

## POSTSEASON DEFENSIVE STATISTICS

			TACKLES					INTERCEPTIONS					MISCELLANEOUS					
Year	Team	G/S	TT	UT	A	S	YDS	NO	YDS	AVG	LG	TD	PD	FF	FR	YDS	TD	SPT
2014	Lions	1/0	0	0	0	0.0	0.0	0	0	0.0	0	0	0	0	0	0	0	0
2016	Patriots	3/0	7	6	1	0.5	4.5	0	0	0.0	0	0	1	1	0	0	0	0
2017	Patriots	3/3	16	11	5	1.0	9.0	0	0	0.0	0	0	1	1	0	0	0	0
2018	Patriots	3/3	17	15	2	3.0	43.0	0	0	0.0	0	0	1	1	0	0	0	1
2019	Patriots	1/1	5	4	1	1.0	5.0	0	0	0.0	0	0	0	1	0	0	0	0
Totals – 5 Years		11/7	45	36	9	5.5	61.5	0	0	0.0	0	0	3	4	0	0	0	1

PLAYERS



## DEE VIRGIN



## 38 | DEFENSIVE BACK

**HT:** 5-9 | **WT:** 195 | **Born:** 10/29/1993 | **Exp. (NFL/Patriots):** 3/2

**GP/GS (Playoffs):** 21/0 (0/0) | **Acq:** FA-20

**College:** West Alabama | **Hometown:** Donalsonville, Ga.

## CAREER TRANSACTIONS

Dee Virgin was signed by the New England Patriots as a free agent on Jan. 1, 2021 ... Originally signed by Houston as a rookie free agent (5/12/17) ... Released by Houston (9/6/17) ... Signed by Houston to the practice squad (9/8/17) ... Released by Houston (9/1/18) ... Claimed off waivers from Houston and awarded to Detroit (9/2/18) ... Released by Detroit (10/2/18) ... Signed by Detroit to the practice squad (10/6/18) ... Signed by Detroit to the 53-man roster from the practice squad (12/22/18) ... Released by Detroit (9/5/20) ... Signed by Detroit to the practice squad (9/6/20) ... Elevated by Detroit to the 53-man roster from the practice squad (9/19/20) ... Reverted to Detroit practice squad (9/21/20) ... Elevated by Detroit to the 53-man roster from the practice squad (11/25/20) ... Reverted to Detroit practice squad (11/27/20) ... Released by Detroit (12/17/20) ... Signed by L.A. Rams to the practice

squad (12/22/20) ... Released by L.A. Rams from the practice squad (12/29/20).

## SEASONAL REVIEWS

### 2020 (0/0 – NEW ENGLAND)

- Signed by New England to the 53-man roster on Jan. 1 and was inactive for the final game of the season.

### 2020 (2/0 – DETROIT/L.A. RAMS)

- Began the season on the Lions practice squad and was elevated to the 53-man roster for two games before being released on Dec. 17. Recorded one special teams tackle.
- Also had a short stint on the Rams practice squad.

### 2019 (15/0 – DETROIT)

- Played in 15 games as a reserve and posted a career-high

10 special teams tackles and forced one fumble.

- Tallied a career-high two special teams tackles and for a fumble on special teams at Green Bay (10/14).

## 2018 (4/0 – DETROIT)

- Went to training camp with Houston and was waived by the Texans and was claimed by and awarded to the Lions prior to the start of the regular season.
- Appeared in four games as a reserve, spending time on Detroit's 53-man roster and practice squad. Made one special teams tackle.

## 2017 (0/0 – HOUSTON)

- Signed with Houston as a rookie free agent and spent the season on the Texans practice squad.

## COLLEGE

- Appeared in 11 games as a senior at West Alabama and posted 43 tackles, three interceptions and 10 passes defensed.

## PERSONAL

- Played football, basketball and baseball at Seminole County High School in Donalsonville, Ga.
- Majoring in health & human performance at West Alabama.

# DEE VIRGIN STATISTICS

POS: DB HT: 5-9 WT: 195 LBS YEAR: 3<sup>RD</sup> ACQ: FA-20 COLLEGE: WEST ALABAMA BORN: 10/29/93

## REGULAR SEASON DEFENSIVE STATISTICS

Year	Team	G/S	TT	TACKLES				YDS	NO	INTERCEPTIONS					MISCELLANEOUS				
				UT	A	S				YDS	AVG	LG	TD	PD	FF	FR	YDS	TD	SPT
2017	Texans			Practice Squad															
2018	Lions	4/0	0	0	0	0.0	0.0	0	0	0.0	0	0	0	0	0	0	0	0	1
2019	Lions	15/0	0	0	0	0.0	0.0	0	0	0.0	0	0	0	0	0	0	0	0	10
2020	Lions	2/0	0	0	0	0.0	0.0	0	0	0.0	0	0	0	0	0	0	0	0	1
2020	Patriots	0/0	0	0	0	0.0	0.0	0	0	0.0	0	0	0	0	0	0	0	0	0
<b>Totals – 2 Years</b>		<b>21/0</b>	<b>0</b>	<b>0</b>	<b>0</b>	<b>0.0</b>	<b>0.0</b>	<b>0</b>	<b>0</b>	<b>0.0</b>	<b>0</b>	<b>0</b>	<b>0</b>	<b>0</b>	<b>0</b>	<b>0</b>	<b>0</b>	<b>0</b>	<b>12</b>

**Additional Statistics:** 1 Special Teams Forced Fumble at Green Bay (10/14/19).



# DAVID WELLS



## 45 | TIGHT END

**HT:** 6-5 | **WT:** 255 | **Born:** 5/2/1995 | **Exp. (NFL/Patriots):** 2/1

**GP/GS (Playoffs):** 0/0 (0/0) | **Acq:** FA-21

**College:** San Diego State | **Hometown:** Clovis, Calif.

## CAREER TRANSACTIONS

David Wells was signed by the New England Patriots on July 23, 2021 ... Originally signed by Dallas as a rookie free agent (5/11/8) ... Released by Dallas (9/1/18) ... Signed by Kansas City to the practice squad (9/18/18) ... Released by Kansas City from the practice squad (10/8/18) ... Signed by Kansas City to the practice squad (10/10/18) ... Signed by New England to the practice squad (11/10/20) ... Released by New England from the practice squad (11/16/20).

## SEASONAL REVIEWS

### 2020 (0/0)

- Signed with the New England practice squad on Nov. 10 and was released on Nov. 16

### 2019 (0/0, 0/0 – Kansas City)

- Suffered an injury during training camp and spent the season on injured reserve.

### 2018 (0/0, 0/0 – Kansas City)

- Went to training camp with Dallas and was released prior to the start of the regular season.
- Joined the Chiefs practice squad on Sept. 18, where he spent most of the remainder of the season.

## COLLEGE

- Played in 52 games with 24 starts at San Diego State where he recorded 38 catches for 449 yards and six touchdowns.

- As a senior, was named a second-team All-Mountain West selection by the league's coaches and media after making nine receptions for 133 yards and two touchdowns while playing in 12 games with 10 starts.
- Named second-team All Conference after hauling in 25 passes for 294 yards and four touchdowns - all career-highs - his junior year.
- Played in 14 games as a sophomore and caught four passes for 22 yards.
- Played in 12 of the team's 13 games, mostly on special teams as a freshman.

## PERSONAL

- Attended Clovis (Calif.) North High School where he switched to tight end late in his high school career. Helped lead CNHS to a CIF Central Section Division I championship and a 12-2 record in 2012, recording 60 catches for 1,188 yards (19.8 avg.) and 10 touchdowns to become a first-team all-league pick and first-team All-Valley selection as a senior.
- Played forward on the basketball team, winning a section championship and was a pitcher with the baseball squad.
- Earned his bachelor's in communications and a master's degree in homeland security from San Diego State.



# JAMES WHITE

 **28** | **RUNNING BACK**

**HT:** 5-10 | **WT:** 205 | **Born:** 2/3/1992 | **Exp. (NFL/Patriots):** 8/8  
**GP/GS (Playoffs):** 92/13 (12/3) | **Acq:** D4b-14 (130th)  
**College:** Wisconsin | **Hometown:** Ft. Lauderdale, Fla.

 **SUPER BOWLS:** 14, 16, 18

## CAREER TRANSACTIONS

James White was re-signed by the New England Patriots as an unrestricted free agent on March 25, 2021 ... Originally drafted by New England in the fourth round (130th overall) of the 2014 NFL Draft.

## CAREER HIGHLIGHTS

- Has the most receptions (364), receiving yards (3,161) and receiving touchdowns (25) by a running back in the NFL since 2015.
- Enters the 2021 season in second place in team history for receptions, receiving yards and receiving touchdowns by a Patriots running back. His 369 receptions for 3,184 yards are behind Kevin Faulk's 431 receptions for 3,701 receiving yards and his 25 receiving touchdowns are behind Larry Garron's 26.
- Selected to the New England Patriots All-Dynasty and 2010s All-Decade Team at running back.
- Holds three Super Bowl records, all earned in Super Bowl LI vs. Atlanta:
  - Most receptions in a Super Bowl (14)
  - Most points scored in a Super Bowl (20)
  - Most touchdowns in a Super Bowl (3)
- Set a career-high and franchise record by a running back for receptions (87) and receiving yards (751) in 2018.
- Recorded double-digit receptions in a game four times in the regular season and twice more in the postseason:
  - Week 13, Dec. 6, 2015 vs. Philadelphia (10)
  - Super Bowl LI, Feb. 5, 2017 vs. Atlanta (14)
  - Week 4, Oct. 1, 2017 vs. Carolina (10)

## EXTRA POINTS

- James White and Tampa Bay Buccaneers running back Giovani Bernard have been close friends for a long time. Bernard lost his mother at a young age, and his father lost his business and eventually the family home when he was in high school. Their only option for shelter was a car. That's when White's parents intervened and the two running backs lived together for their senior year of high school.

"I consider [White] my brother. There was never a time that I didn't consider him that," Bernard told the *Providence Journal*. "His family did so much for me."

The Whites had a spare bedroom because their eldest son, Tyrone Jr., was away at college.

"He was pretty much like my brother. We treated him like family and still do," White said.

- Week 5, Oct. 4, 2018 vs. Indianapolis (10)
- Week 8, Oct. 29, 2018 at Buffalo (10)
- Divisional Playoff, Jan. 13, 2019 vs. L.A. Chargers (15)
- Is a three-time Super Bowl champion following victories in Super Bowls XLIX, LI and LIII with the Patriots.
- Scored the game-winning touchdown in overtime of Super Bowl LI vs. Atlanta.

## SEASONAL REVIEWS

### 2020 (14/0)

- Elected team co-captain by his teammates for the third consecutive season.
- Played in 14 games as a reserve and compiled 35 rushing



attempts for 121 yards (3.5 avg.) and two touchdowns. Also tallied 49 receptions for 375 yards and one touchdown.

- Was inactive at Seattle (9/20) and vs Las Vegas (9/27) due to personal reasons.
- Finished the season with 369 career receptions in the regular season, eighth-most in team history. Joined Kevin Faulk as the only running back in team history to eclipse 3,000 career regular season receiving yards.
- Returned to the lineup in Week 4 at Kansas City (10/5) after being inactive for two games. Picked up 21 yards on three carries. Added 38 yards receiving on seven receptions and in the process, moved into ninth place all time in receptions as a Patriot with 330. White passed Deion Branch (328) and Terry Glenn (329) into sole possession of ninth place on the club's all-time receptions list.
- Posted a season-high eight receptions for 65 yards vs. Denver (10/18).
- Had two catches for 35 yards, including a season long 28-yard gain that helped set up a Nick Folk field goal in the second quarter of a Week 8 loss at Buffalo (11/1).
- Caught four passes 24 yards in a the win at N.Y. Jets (11/9). Joined Kevin Faulk (1999-2011) as the only running backs in team history with 3,000 career receiving yards in the regular season.
- Totaled five rushing attempts for 18 yards and two touchdowns in the win vs. Arizona (11/29). Also caught one pass for -1 yards.
- Had three receptions for 23 yards vs. Buffalo (12/28), moving past Irving Fryar's 363 career catches into eighth place

## S.B. RECORD SETTER

James White set a Super Bowl record with 14 receptions for 110 yards. The previous high was 13 receptions by WR Demaryius Thomas of Denver in Super Bowl XLVII.

### MOST RECEPTIONS IN A SUPER BOWL

#### 14 James White - Super Bowl LI

13 Demaryius Thomas - Super Bowl XLVII

11 Dan Ross - Super Bowl XVI

11 Jerry Rice - Super Bowl XXIX

11 Wes Welker - Super Bowl XLII

11 Shane Vereen - Super Bowl XLIX

White also set a Super Bowl record by scoring 20 points with two rushing touchdowns, one touchdown reception and one two-point conversion.

### MOST POINTS SCORED IN A SUPER BOWL

#### 20 James White - Super Bowl LI

18 Roger Craig - Super Bowl XIX

18 Jerry Rice - Super Bowl XXIV

18 Ricky Watters - Super Bowl XXIX

18 Terrell Davis - Super Bowl XXXII

### MOST TOUCHDOWNS IN A SUPER BOWL

#### 3 James White, Super Bowl LI – (2 rushing and 1 receiving)

3 Roger Craig, Super Bowl XIX – (1 rushing, 2 receiving)

3 Jerry Rice, Super Bowl XXIV – (3 receiving)

3 Ricky Watters, Super Bowl XXIX – (1 rushing, 2 receiving)

3 Terrell Davis, Super Bowl XXXII – (3 rushing)

## SINGLE-GAME CAREER HIGHS

### REGULAR SEASON:

<b>Rushing Attempts:</b>	14	at Houston (12/1/19)
<b>Rushing Yards:</b>	79	at Houston (12/1/19)
<b>Rushing TDs:</b>	2	vs. Green Bay (11/4/18) vs Arizona (11/29/20)
<b>Longest:</b>	32	at Houston (12/1/19)
<b>Receptions:</b>	10	Four Times. Most Recent: at Buffalo (10/29/18)
<b>Receiving Yards:</b>	115	vs. Philadelphia (12/3/15)
<b>Receiving TDs:</b>	2	at Houston (12/1/19) Chicago (10/21/18) vs. Cincinnati (10/16/16)
<b>Longest:</b>	68	at Miami (1/3/16)
<b>Scrimmage Yards:</b>	177	at Houston (12/1/19)

on the Patriots all-time receptions list. Also tallied 12 yards rushing on three carries.

- Culminated the Patriots first offensive drive with a 7-yard touchdown pass from Cam Newton in the season-finale win vs N.Y. Jets (1/3). It was his first receiving touchdown of the season and the 25th of his career. He is the second-fastest running back to reach 25 touchdown receptions since 1970, accomplishing the feat in his 92nd career regular season game. Finished with four catches for 31 yards.

### 2019 (15/1, 1/1)

- Elected team co-captain by his teammates for the second consecutive season.
- Played in 15 regular-season games with one start and totaled 67 rushing attempts for 263 yards (3.9 avg.) and one touchdown and caught 72 passes for 645 yards and five scores. Also completed his first career pass attempt for 35 yards, was successful on one two-point conversion attempt and returned two kickoffs for 41 yards.
- Was inactive for the win vs. the N.Y. Jets (9/22) due to the birth of his son.
- Started at running back and led the team with five receptions for 62 receiving yards while running the ball once 14 yards in the AFC Wild Card Playoff vs. Tennessee (1/4).
- Rushed three times for 10 yards and contributed in the pass-game with three catches for 19 yards, including a 10-yard touchdown reception in the win at Miami (9/15).
- Was the team's leading receiver in the win at Buffalo (9/29) with eight receptions for 57 yards. His eight receptions moved him into second place all-time in franchise history for receptions by a running back, surpassing Tony Collins.
- Caught nine passes for 46 yards, moving into third place on the franchise's all-time receiving yards list for running backs, passing Tony Collins in the win vs. N.Y. Giants (10/10).
- Rushed twice for four yards and caught four passes for 75 yards with a season-long of 59 vs. Cleveland (10/27). Recorded his third-career 50-plus yard reception and passed Larry Gannon to move into second place in franchise history receiving yards for a running back.

- Started at running back and rushed nine times for 38 yards in the loss at Baltimore (11/3). Scored his first rushing touchdown of the season and added two receptions for 46 yards in the game.
- Rushed 14 times for a career-best 79 yards including a career-long 32-yard rush in the third quarter and caught eight passes for 98 yards with two receiving touchdowns at Houston (12/1). White's 177 total yards marked a single-game career-high and his two touchdown receptions marked the third time in his career that he accomplished the feat. Also reached 300 career receptions in the game, becoming the sixth fastest running back in NFL history to reach 300 receptions by reaching the mark in 74 games.
- Carried the ball six times for 33 yards with a long of 19 yards and caught the ball five times for 27 yards in the loss vs. Kansas City (12/8). Completed his first career pass to WR Jakobi Meyers for a 35-yard gain. Also returned one kick for 21 yards.
- Rushed three times for 13 yards and added a team-best three receptions for 49 yards and one touchdown at Cincinnati (12/15). With his touchdown reception, White joined Chuck Foreman (MIN) and Brian Westbrook (PHI) as the only running backs in NFL history with 23 receiving touchdowns through their first six seasons.
- Carried the ball twice for four yards and added three receptions for 33 yards with one touchdown vs. Miami

(12/29). His receiving touchdown brought his career total to 24, breaking a tie with Brian Westbrook and Chuck Foreman for the most receiving touchdowns by a running back in their first six seasons in NFL history.

## 2018 (16/3, 3/1)

- Elected team co-captain by his teammates for the first time in his career.
- Played in all 16 regular-season games with three starts, rushing 94 times for 425 yards (4.5 avg.) with five touchdowns, while setting a team single-season record for receptions by a running back with 87 catches for 751 yards receiving with seven touchdowns. His 751 yards are a team record for receiving yards by a running back, as are his seven receiving touchdowns by a running back.
- Appeared in all three postseason contests, making one start, and contributed with 20 receptions for 151 yards while also rushing eight times for 27 yards.
- Totaled 112 yards of offense with eight carries for 44 yards, including a career-long 22-yard touchdown run in the second quarter that helped open up the first-half lead in the victory vs. Miami (9/30). Also added a game-high eight receptions for 68 yards and a 14-yard touchdown reception in the third quarter.
- Started and was a key component of the passing attack, catching a game-high 10 passes for 77 yards and a touch-

## CAREER DAY

James White set regular-season career highs with 10 receptions and 115 receiving yards vs. Philadelphia (12/6/15). White's 115 receiving yards were the second-highest such total for a Patriots running back since the 1970 AFL-NFL merger, trailing only Shane Vereen's team-record 153 receiving yards vs. Cleveland on Dec. 8, 2013. White matched his 2015 performance twice with 10 receptions in a game vs. Indianapolis on Oct. 4, 2018 and again at Buffalo on Oct. 29, 2018.

### PATRIOTS HISTORY / MOST RECEIVING YARDS IN A GAME BY A RUNNING BACK

Player	Date	Opponent	Receiving Yards
Shane Vereen	12/8/13	vs. Cleveland	153
Dick Christy	11/4/60	vs. Oakland	124
Joe Johnson	11/25/60	vs. Houston	123
<b>James White</b>	<b>12/6/15</b>	<b>vs. Philadelphia</b>	<b>115</b>
Larry Garron	12/11/66	at Houston	113
Tony Collins	10/27/85	at Tampa Bay	109
Kevin Faulk	11/10/02	at Chicago	109
Kevin Faulk	11/23/03	at Houston	108
Billy Lott	10/22/61	vs. Buffalo	108

### PATRIOTS HISTORY / MOST RECEPTIONS IN A GAME BY A RUNNING BACK

Player	Date	Opponent	Receptions
Shane Vereen	12/8/13	vs. Cleveland	12
Tony Collins	11/29/87	vs. Philadelphia	11
Kevin Faulk	9/3/00	vs. Tampa Bay	11
Leroy Thompson	11/13/94	vs. Minnesota	11
<b>James White</b>	<b>12/6/15</b>	<b>vs. Philadelphia</b>	<b>10</b>
<b>James White</b>	<b>10/1/17</b>	<b>vs. Carolina</b>	<b>10</b>
<b>James White</b>	<b>10/4/18</b>	<b>vs. Indianapolis</b>	<b>10</b>
<b>James White</b>	<b>10/29/18</b>	<b>at Buffalo</b>	<b>10</b>
Tony Collins	11/16/86	at L.A. Rams	10

## VERY RECEPTIVE

Since 2015, White leads all NFL running backs in receptions, receiving yards and receiving touchdowns by a running back.

### RB RECEPTIONS SINCE 2015

Player	Team	Receptions
<b>James White</b>	<b>New England</b>	<b>364</b>
Alvin Kamara	New Orleans	326
Christian McCaffrey	Carolina	320
Duke Johnson Jr.	Cleveland/Houston	307
Le'Veon Bell	PIT/NYJ/KC	266

### RB RECEIVING YARDS SINCE 2015

Player	Team	Receiving Yds
<b>James White</b>	<b>New England</b>	<b>3,161</b>
Duke Johnson Jr.	Cleveland/Houston	2,829
Alvin Kamara	New Orleans	2,824
Christian McCaffrey	Carolina	2,672

### RB WITH THE MOST RECEIVING TDs SINCE 2015

Player	Team	Receiving TDs
<b>James White</b>	<b>New England</b>	<b>25</b>
David Johnson	Arizona/Houston	17
Austin Ekeler	L.A. Chargers	16
Kareem Hunt	Kansas City/Cleveland	16
Christian McCaffrey	Carolina	16

down during the victory vs. Indianapolis (10/4).

- Carried the ball 11 times for 40 yards and was a key figure in the passing game, catching eight balls for 57 yards and two touchdowns during the victory at Chicago (10/21).
- Was a key contributor on offense as one of only two active running backs on the 46-man roster, and rushed eight times for 15 yards and a touchdown, while also tying a regular season career-high with 10 receptions for 79 yards in the win at Buffalo (10/29). His 1-yard touchdown run in the fourth quarter was the Patriots lone offensive touchdown of the night and pushed the lead to two scores late in the game to help seal the victory.
- Rushed nine times for a career-high 73 yards, including a career-long 27-yard rush in the third quarter of the win at N.Y. Jets (11/25). Also added one reception for 5 yards.
- Rushed four times for 30 yards and added four receptions for 39 yards, including a 17-yard touchdown reception in the win vs. N.Y. Jets (12/30). It was his seventh touchdown reception of the season, tying RB Larry Garron for the most touchdown receptions by a Patriots running back in a single season.
- Started and caught a career-high 15 passes for a total of 97 yards, tying an NFL postseason record for the most receptions in a game, during the AFC Divisional Playoff victory vs. L.A. Chargers (1/13).
- Contributed out of the backfield with six carries for 23 yards and added four receptions for 49 yards in the AFC Championship victory at Kansas City (1/20).
- Contributed in a reserve role with one reception for 5 yards, while also rushing twice for 4 yards in the Super Bowl LIII victory vs. the Los Angeles Rams (2/3).

## 2017 (14/4, 3/0)

- Played in 14 regular-season games with four starts, posted 43 rushing attempts for 171 yards (4.0 avg.) and caught 56 passes for 429 yards and three touchdowns.
- Appeared in all three playoff contests as a reserve, tallied 14 rushing attempts for 60 yards (4.3 avg.) and three touchdowns and caught nine passes for 72 yards and one touchdown.
- Was inactive due to injury in the win vs. Buffalo (12/24) and in the win vs. N.Y. Jets (12/31).
- Rushed twice for 11 yards and was a key contributor in the passing game where he led the team in receptions with eight catches for 85 yards in the victory at New Orleans (9/17).
- Made his first start of the season and led the team in receptions, tying a regular-season career-high in receptions with 10 catches for 47 yards while also rushing once for 7 yards vs. Carolina (10/1).
- Rushed four times for 19 yards as part of a rushing attack that had a season-high 162 yards on the ground. Added a team-high five receptions for 28 yards, including a 2-yard touchdown reception from QB Tom Brady with less than 30 seconds remaining in the first half to give the Patriots a 17-0 lead at the break in the 23-7 win vs. Atlanta (10/22).
- Was a key figure in the passing game, hauling in five receptions for a game-high 85 yards, while adding one carry for 2 yards in the win vs. L.A. Chargers (10/29).
- Contributed in a reserve role at running back with two carries for 7 yards, while also adding three catches for 11 yards, including a 6-yard touchdown reception in the victory at Denver (11/12).
- Started and caught three passes out of the backfield for 11

## MAKING PATRIOTS HISTORY

James White enters the 2021 season second in franchise history in receptions, receiving yards and touchdown receptions by a running back.

### MOST CAREER RECEPTIONS BY PATRIOTS RB

Player	Seasons	Receptions
Kevin Faulk	1999-2011	431
<b>James White</b>	<b>2014-present</b>	<b>369</b>
Tony Collins	1981-87	261
Sam Cunningham	1973-82	210

### MOST CAREER RECEIVING YARDS BY PATRIOTS RB

Player	Seasons	Receiving Yards
Kevin Faulk	1999-2011	3,701
<b>James White</b>	<b>2014-present</b>	<b>3,184</b>
Larry Garron	1960-68	2,502
Tony Collins	1981-87	2,356

### MOST CAREER TD RECEPTIONS BY PATRIOTS RB

Player	Seasons	Receiving TDs
Larry Garron	1960-68	26
<b>James White</b>	<b>2014-present</b>	<b>25</b>
Kevin Faulk	1999-2011	15
Tony Collins	1981-87	12

## WHITE FINDS THE END ZONE

James White's 25 touchdown receptions through his first seven seasons are tied for second-most in NFL history by a running back. White reached the 25-TD reception mark second-fastest in NFL history for a running back.

### RB WITH MOST RECEIVING TDs/FIRST SEVEN SEASONS

Player	Team	Receiving TDs
Brian Westbrook	Philadelphia	28
<b>James White</b>	<b>New England</b>	<b>25</b>
Darren Sproles	SD/NO	25
Chuck Foreman	Minnesota	23

### FEWEST GAMES TO REACH 25 REC. TDs BY A RB

Player	Team(s)	Games
Brian Westbrook	Philadelphia	87
<b>James White</b>	<b>New England</b>	<b>92</b>
Darren Sproles	San Diego/New Orleans	107
Marshall Faulk	Indianapolis/St. Louis	114
Eric Metcalf	Cleveland/Atlanta	116

yards, including a 3-yard touchdown reception at Miami (12/11).

- Returned to action after missing the final two regular-season games due to injury in the Divisional Playoff victory vs. Tennessee (1/13) and rushed four times for 11 yards and a touchdown, while also adding four receptions for 29 yards and another touchdown. His two-touchdown performance was the second multi-score game of his postseason career, making him one of only three Patriots players with at least two multi-score games in the postseason along with RB LeGarrette Blount and TE Rob Gronkowski.
- Appeared in a reserve role at running back and rushed three times for 4 yards and a touchdown, and added three receptions for 22 yards in the AFC Championship victory vs. Jacksonville (1/21).
- Rushed seven times for 45 yards, including a career-long 26-yard touchdown run, while also adding two catches for 21 yards in Super Bowl LII vs. Philadelphia (2/4).

## 2016 (16/4, 3/0)

- Played in all 16 regular-season games with four starts, registered 39 rushing attempts for 166 yards (4.3 avg.) and finished second on the team with 60 receptions for 551 yards and five touchdowns. Also returned two kickoffs for 28 yards. His five receiving touchdowns were tied for most among NFL running backs (Theo Riddick, Detroit) and 60 receptions were third at his position.
- His 60 regular-season receptions were the most by a Patriots running back since Leroy Thompson (65) in 1994.
- Appeared in all three postseason games, totaled seven rushing attempts for 29 yards (4.1 avg.) and two touchdowns and caught 18 passes for 137 yards and two scores. Also successfully converted a two-point attempt.
- Caught two touchdown passes in the win vs. Cincinnati (10/16) - a 15-yard pass in the second quarter and a 4-yard pass in the third quarter - to mark the first two-touchdown reception game of his career, and his second career two-touchdown game overall. Finished the day with a

team-high eight receptions for 47 yards and also rushed for 19 yards on seven attempts.

- Totalled two receptions for 32 yards , including a 19-yard touchdown in the win at Pittsburgh (10/23).
- Tallied six receptions for 63 yards and a touchdown in the win at San Francisco (11/20).
- Rushed twice for 3 yards and added three receptions for 81 yards, including a season-long 61-yard catch and run that helped set up a Patriots touchdown in the win vs. Baltimore (12/12). Also returned one kick for 18 yards.
- Caught three passes for 32 yards and a touchdown in addition to 14 rushing yards on one attempt in the win vs. N.Y. Jets (12/24).
- Caught a 19-yard touchdown pass from Tom Brady in the Divisional Playoff win vs. Houston (1/14).
- Set a Super Bowl record for receptions with 14 that helped erase a 25-point deficit in the comeback victory over Atlanta in Super Bowl LI (2/5). Totalled 110 yards receiving to go along with 29 yards rushing on six attempts and was involved in several key scoring plays throughout the comeback. Caught a 5-yard touchdown pass that kick-started the comeback in the third quarter, converted a critical two-point conversion on a direct snap out of the backfield that cut the deficit to one possession with less than six minutes to play in the fourth quarter, and rushed for another touchdown with just 57 seconds left in regulation that put the team in position to tie the game with another two-point conversion. Then scored the game-winning touchdown in overtime on a 2-yard run that capped the comeback and captured the Super Bowl LI victory. His 20 points are also a single-game Super Bowl record.

## RECORD-SETTING SEASON

James White set or tied four single-season franchise receiving records for a running back with his 87 receptions, 751 receiving yards and seven receiving touchdowns in 2018.

### MOST RECEPTIONS IN A SEASON BY PATRIOTS RB

Player	Year	Receptions
<b>James White</b>	<b>2018</b>	<b>87</b>
Tony Collins	1986	77
<b>James White</b>	<b>2019</b>	<b>72</b>
Leroy Thompson	1994	65
<b>James White</b>	<b>2016</b>	<b>60</b>

### MOST REC. YARDS IN A SEASON BY PATRIOTS RB

Player	Year	Receiving Yards
<b>James White</b>	<b>2018</b>	<b>751</b>
Tony Collins	1986	684
<b>James White</b>	<b>2019</b>	<b>645</b>
<b>James White</b>	<b>2016</b>	<b>551</b>

### SINGLE-SEASON RB TD REC. IN PATRIOTS HISTORY

Player	Year	Receiving TDs
<b>James White</b>	<b>2018</b>	<b>7</b>
Larry Garron	1964	7
Billy Lott	1961	6

## SUPER BOWL SCORER

James White has played in three Super Bowls and scored four touchdowns (three rushing, one receiving). His four touchdowns overall are tied for fourth-most in Super Bowl games and three rushing touchdowns are tied for fifth-most.

### MOST SUPER BOWL TOUCHDOWNS OVERALL

Player	Touchdowns	Games
Jerry Rice	8	4
Emmitt Smith	5	3
Rob Gronkowski	5	5
<b>James White</b>	<b>4</b>	<b>3</b>
Roger Craig	4	3
John Elway	4	5
Franco Harris	4	4
Thurman Thomas	4	4

### MOST SUPER BOWL RUSHING TOUCHDOWNS

Player	Touchdowns	Games
Emmitt Smith	5	3
John Elway	4	5
Franco Harris	4	4
Thurman Thomas	4	4
<b>James White</b>	<b>3</b>	<b>3</b>
Terrell Davis	3	2

## 2015 (14/1, 2/1)

- Played in 14 regular-season contests with one start, posted 22 rushing attempts for 56 yards and two touchdowns. Also registered 40 receptions for 410 yards (10.3 avg.) and four touchdowns.
- Appeared in both playoff contests with one start and registered six rushing attempts for 16 yards and seven receptions for 84 yards (12.0 avg.).
- Was inactive at Buffalo (9/20) and vs. Washington (11/8).
- Made his first NFL start, rushing twice for 4 yards and catching three passes for 26 yards in the win vs. N.Y. Jets (10/25).
- Scored his first NFL touchdowns on a 20-yard pass in the second quarter and a 6-yard rush in the third quarter in the win vs. Buffalo (11/23). Totaled two rushes for 14 yards and two receptions for 32 yards in the game.
- Set a career-high with 10 receptions for 115 yards and a 4-yard touchdown vs. Philadelphia (12/6). White's 115 receiving yards were the fourth-most in Patriots history by a running back in a game.
- Led the team in receptions with seven catches for 71 yards, including a 30-yard touchdown in the win vs. Tennessee (12/20).
- Rushed twice for four yards and caught five passes for 28 yards, including a 9-yard touchdown with 1:55 left in the fourth quarter, forcing the game into overtime at N.Y. Jets (12/27).

- Led the team with 63 receiving yards on two catches and also rushed three times for 5 yards at Miami (1/3).
- Made his first postseason start in the AFC Championship at Denver (1/24), where he rushed five times for 11 yards and caught five passes for 45 yards.

## 2014 (3/0, 0/0)

- Played in three regular-season games and tallied 38 yards rushing on nine carries (4.2 avg.) and five receptions for 23 yards.
- Was inactive for 13 regular-season games and all three playoff contests.
- Made his NFL debut at Kansas City (9/29), carrying three times for 21 yards and posting three receptions for 15 yards.
- Rushed six times for 17 yards and fell on a Tom Brady fumble in the win vs. Chicago (10/26).
- Caught two passes for 8 yards vs. Buffalo (12/28).

## COLLEGE

- Played in 52 games with 12 starts and finished career ranked fourth all-time at Wisconsin with 4,015 rushing yards and third all-time at UW in rushing touchdowns (45), which is tied for the eighth-most in Big Ten history. Also ranks third all-time at UW in total touchdowns (48), the ninth-most by a Big Ten player.
- Finished career ranked fourth all-time at UW with 5,450 all-purpose yards and set UW record for career average per rushing attempt at 6.24 yards per carry, the fifth-best mark in Big Ten history.
- With 1,052 rushing yards as a freshman and 1,444 as a senior, became eighth player in school history with multiple 1,000-yard rushing seasons.
- In 2013, combined with RB Melvin Gordon (1,609) to set FBS single-season record for rushing yards by teammates at 3,053 yards.
- Finished with 18 career 100-yard rushing games, tied for the sixth-most in school history.
- Recorded the longest run in school history with 93-yard touchdown on UW's first play from scrimmage vs. Indiana (11/16/13).
- Set school record for receiving yards by a running back with 670 for his career.

## PERSONAL

- Rushed 319 times for 2,568 yards and 38 touchdowns and totaled 65 receptions for 473 yards and eight touchdowns in his St. Thomas Aquinas (Florida) High School career.
- Named first-team all-county as a senior, compiling 136 rushes for 1,145 yards and 15 touchdowns and caught 24 passes for 253 yards and five touchdowns.
- Named all-county second-team as a junior after rushing for 18 touchdowns and 960 yards on 127 carries and catching 17 passes for 184 yards and three touchdowns.
- Named honorable mention all-county as a sophomore, rushing for 463 yards and five touchdowns on 56 carries.
- Also lettered in baseball.
- Relative, Santana Moss, played in the NFL for the Washington Redskins.
- Relative, Craig White, played football at the University of

Minnesota.

- Earned his degree in life sciences communications from Wisconsin in the 2021 offseason.

- Married wife, Diana, in the 2018 offseason and welcomed a son, Xzavier, in 2019 and daughter, Skye, in 2020.

# JAMES WHITE STATISTICS

POS: RB HT: 5-10 WT: 205 LBS YEAR: 8<sup>TH</sup> ACQ: D4b-14 (130<sup>TH</sup>) COLLEGE: WISCONSIN BORN: 2/3/92

## REGULAR SEASON OFFENSIVE STATISTICS

PLAYERS

		RUSHING							RECEIVING				
Year	Team	G/S	NO	YDS	AVG	LG	TD	NO	YDS	AVG	LG	TD	
2014	Patriots	3/0	9	38	4.2	11	0	5	23	4.6	11	0	
2015	Patriots	14/1	22	56	2.5	8	2	40	410	10.3	68	4	
2016	Patriots	16/4	39	166	4.3	16	0	60	551	9.2	61	5	
2017	Patriots	14/4	43	171	3.9	10	0	56	429	7.7	27	3	
2018	Patriots	16/3	94	425	4.5	27t	5	87	751	8.6	42	7	
2019	Patriots	15/1	67	263	3.9	32	1	72	645	9.0	59	5	
2020	Patriots	14/0	35	121	3.5	10	2	49	375	7.7	34	1	
Totals – 7 Years		92/13	309	1,240	4.0	32	10	369	3,184	8.6	68	25	

**Additional Statistics:** 2 Kickoff Returns for 28 yards in 2016. 2 Kickoff Returns for 41 yards in 2019. 1 Pass Completion for 35 yards vs. Kansas City (12/8/19).

## POSTSEASON OFFENSIVE STATISTICS

Year	Team	G/S	NO	YDS	RUSHING			NO	YDS	RECEIVING		
					AVG	LG	TD			AVG	LG	TD
2014	Patriots	0/0			Inactive							
2015	Patriots	2/1	6	16	2.7	8	0	7	84	12.0	29	0
2016	Patriots	3/0	7	29	4.1	10	2	18	137	7.6	28t	2
2017	Patriots	3/0	14	60	4.3	26t	3	9	72	8.0	15	1
2018	Patriots	3/1	8	27	3.4	9	0	20	151	7.6	30	0
2019	Patriots	1/1	1	14	14.0	14	0	5	62	12.4	29	0
Totals – 6 Years		12/3	36	146	4.1	26t	5	59	506	8.6	30	3

# WHITE'S CAREER GAME-BY-GAME

2014	OPPONENT	P/S	RUSHING					RECEIVING					
			NO	YDS	AVG	LG	TD	NO	YDS	AVG	LG	TD	
09/07	at Miami			Inactive									
09/14	at Minnesota			Inactive									
09/21	Oakland			Inactive									
09/29	at Kansas City	p	3	21	7.0	11	0	3	15	5.0	11	0	
10/05	Cincinnati			Inactive									
10/12	at Buffalo			Inactive									
10/16	N.Y. Jets			Inactive									
10/26	Chicago	p	6	17	2.8	4	0	-	-	-	-	-	
11/02	Denver			Inactive									
11/16	at Indianapolis			Inactive									
11/23	Detroit			Inactive									
11/30	at Green Bay			Inactive									
12/07	at San Diego			Inactive									
12/14	Miami			Inactive									
12/21	at N.Y. Jets			Inactive									
12/28	Buffalo	p	-	-	-	-	-	2	8	4.0	5	0	
2014 Totals			3/0	9	38	4.2	11	0	5	23	4.6	11	0
01/10	Baltimore			Inactive									
01/18	Indianapolis			Inactive									
02/01	Seattle			Inactive									
2014 Postseason			0/0	0	0	0.0	0	0	0	0	0.0	0	0

2015	OPPONENT	P/S	RUSHING					RECEIVING					
			NO	YDS	AVG	LG	TD	NO	YDS	AVG	LG	TD	
09/10	Pittsburgh	p	-	-	-	-	-	-	-	-	-	-	
09/20	at Buffalo	p	Inactive										
09/27	Jacksonville	p	2	8	4.0	5	0	4	26	6.5	11	0	
10/11	at Dallas	p	-	-	-	-	-	-	-	-	-	-	
10/18	at Indianapolis	p	-	-	-	-	-	-	-	-	-	-	
10/25	N.Y. Jets	S	2	4	2.0	3	0	3	26	8.7	12	0	
10/29	Miami	p	3	3	1.0	3	0	-	-	-	-	-	
11/08	Washington		Inactive										
11/15	at N.Y. Giants	p	1	5	5.0	5	0	1	6	6.0	6	0	
11/23	Buffalo	p	2	14	7.0	8	1	2	32	16.0	20t	1	
11/29	at Denver	p	3	1	0.3	1	0	2	5	2.5	5	0	
12/06	Philadelphia	p	2	4	2.0	8	0	10	115	11.5	25	1	
12/13	at Houston	p	1	2	2.0	2t	1	4	38	9.5	27	0	
12/20	Tennessee	p	1	6	6.0	6	0	7	71	10.1	30t	1	
12/27	at N.Y. Jets	p	2	4	2.0	3	0	5	28	5.6	13	1	
01/03	at Miami	p	3	5	1.7	4	0	2	63	31.5	68	0	
2015 Totals			14/1	22	56	2.5	8	2	40	410	10.3	68	4
01/16	Kansas City	p	1	5	5.0	5	0	2	39	19.5	29	0	
01/24	at Denver	S	5	11	2.2	8	0	5	45	9.0	15	0	
2015 Postseason			2/1	6	16	2.7	8	0	7	84	12.0	29	0

2016	OPPONENT	P/S	RUSHING					RECEIVING					
			NO	YDS	AVG	LG	TD	NO	YDS	AVG	LG	TD	
09/11	at Arizona	p	1	4	4.0	4	0	5	40	8.0	21	0	
09/18	Miami	p	4	19	4.8	16	0	2	10	5.0	5	0	
09/22	Houston	p	3	12	4.0	7	0	1	2	2.0	2	0	
10/02	Buffalo	p	4	12	3.0	7	0	5	50	10.0	16	0	
10/09	at Cleveland	p	5	26	5.2	8	0	4	63	15.8	36	0	
10/16	Cincinnati	p	7	19	2.7	7	0	8	47	5.9	15t	2	
10/23	at Pittsburgh	p	0	0	0.0	0	0	2	32	16.0	19t	1	
10/30	at Buffalo	S	2	15	7.5	8	0	2	14	7.0	8	0	
11/13	Seattle	S	2	5	2.5	3	0	4	32	8.0	13	0	
11/20	at San Francisco	p	0	0	0.0	0	0	6	63	10.5	25	1	
11/27	at N.Y. Jets	S	0	0	0.0	0	0	4	22	5.5	11	0	
12/04	Los Angeles	S	3	17	5.7	9	0	4	18	4.5	9	0	
12/12	Baltimore	p	2	3	1.5	5	0	3	81	27.0	61	0	
12/18	at Denver	p	3	11	3.7	8	0	3	24	8.0	16	0	
12/24	N.Y. Jets	p	1	14	14.0	14	0	3	32	10.7	25t	1	
01/01	at Miami	p	2	9	4.5	7	0	4	21	5.3	8	0	
2016 Totals			16/4	39	166	4.3	16	0	60	551	9.2	61	5
01/14	Houston	p	0	0	0.0	0	0	1	19	19.0	19t	1	
01/22	Pittsburgh	p	1	0	0.0	0	0	3	8	2.7	5	0	
02/05	Atlanta	p	6	29	4.8	10	2	14	110	7.9	28	1	
2016 Postseason			3/0	7	29	4.1	10	2	18	137	7.6	28	2

2017	OPPONENT	P/S	RUSHING					RECEIVING				
			NO	YDS	AVG	LG	TD	NO	YDS	AVG	LG	TD
09/07	Kansas City	p	10	38	3.8	10	0	3	30	10.0	26	0
09/17	at New Orleans	p	2	11	5.5	7	0	8	85	10.6	24	0
09/24	Houston	p	5	17	3.4	6	0	1	11	11.0	11	0
10/01	Carolina	S	1	7	7.0	7	0	10	47	4.7	9	0
10/05	at Tampa Bay	p	2	3	1.5	2	0	7	57	8.1	24	0
10/15	at N.Y. Jets	p	3	23	7.7	9	0	4	22	5.5	16	0
10/22	Atlanta	p	4	19	4.8	8	0	5	28	5.6	16	1
10/29	L.A. Chargers	p	1	2	2.0	2	0	5	85	17.0	27	0
11/12	at Denver	p	2	7	3.5	4	0	3	11	3.7	8	1
11/19	at Oakland	p	5	13	2.6	6	0	-	-	-	-	-
11/26	Miami	S	3	13	4.3	8	0	1	2	2.0	2	0
12/03	at Buffalo	S	5	18	3.6	6	0	4	32	8.0	11	0
12/11	at Miami	S	-	-	-	-	-	3	11	3.7	7	1
12/17	at Pittsburgh	p	-	-	-	-	-	2	8	4.0	4	0
12/24	Buffalo				Inactive							
12/31	N.Y. Jets				Inactive							

2017 Totals			14/4	43	171	4.0	10	0	56	429	7.7	27	3
01/13	Tennessee	p	4	11	2.8	6t	1	4	29	7.3	14	1	
01/21	Jacksonville	p	3	4	1.3	2	1	3	22	7.3	14	0	
02/04	Philadelphia	p	7	45	6.4	26t	1	2	21	10.5	15	0	
2017 Postseason			3/0	14	60	4.3	26t	3	9	72	8.0	15	1

2018	OPPONENT	P/S	RUSHING						RECEIVING					
			NO	YDS	AVG	LG	TD	NO	YDS	AVG	LG	TD		
09/09	Houston	p	5	18	3.6	11	0	4	38	9.5	12t	1		
09/16	at Jacksonville	p	4	11	2.8	5	0	7	73	10.4	27	0		
09/23	at Detroit	p	4	37	9.3	15	0	3	14	4.7	10t	1		
09/30	Miami	p	8	44	5.5	22t	1	8	68	8.5	16	1		
10/04	Indianapolis	S	2	0	0.0	0	0	10	77	7.7	18	1		
10/14	Kansas City	p	6	39	6.5	12	0	5	53	10.6	17	0		
10/21	at Chicago	p	11	40	3.6	8	0	8	57	7.1	14	2		
10/29	at Buffalo	p	8	15	1.9	5	1	10	79	7.9	15	0		
11/04	Green Bay	S	12	31	2.6	8t	2	6	72	12.0	37	0		
11/11	at Tennessee	S	1	-5	-5.0	-5	0	5	31	6.2	11	0		
11/25	at N.Y. Jets	p	9	73	8.1	27	0	1	5	5.0	5	0		
12/02	Minnesota	p	6	26	4.3	12	0	7	92	13.1	42	0		
12/09	at Miami	p	4	13	3.3	11	0	2	15	7.5	9	0		
12/16	at Pittsburgh	p	2	12	6.0	6	0	5	25	5.0	9	0		
12/23	Buffalo	p	8	41	5.1	27t	1	2	13	6.5	9	0		
12/30	N.Y. Jets	p	4	30	7.5	21	0	4	39	9.8	17t	1		

2018 Totals		S	10	3	42	4.3	27	1	0	67	137	6.8	42	0
01/13	LA Chargers	S	0	0	0.0	0	0	5	15	97	6.5	25	0	
01/20	at Kansas City	p	6	23	3.8	3	0	4	49	12.3	5	0		
02/03	LA Rams	p	2	4	2.0	3	0	1	5	5.0	5	0		
2018 Postseason		3/1	8	27	3.4	9	0	20	151	7.6	30	0		
		RUSHING							RECEIVING					
2019	OPPONENT	P/S	NO	YDS	AVG	LG	TD	NO	YDS	AVG	LG	TD		
09/08	Pittsburgh	p	4	26	6.5	9	0	5	56	11.2	32	0		
09/15	at Miami	p	3	10	3.3	5	0	3	19	6.3	10t	1		
09/22	N.Y. Jets	Inactive												
09/29	at Buffalo	p	1	1	1.0	1	0	8	57	7.1	26	0		
10/06	at Washington	p	6	26	4.3	7	0	6	46	7.7	21	0		
10/10	N.Y. Giants	p	2	-1	-0.5	1	0	9	46	5.1	11	0		
10/21	at N.Y. Jets	p	5	0	0.0	3	0	7	59	8.4	22	0		
10/27	Cleveland	p	2	4	2.0	3	0	4	75	18.8	59	0		
11/03	at Baltimore	p	9	38	4.2	8	1	2	46	23.0	30	0		
11/17	Philadelphia	S	5	20	4.0	9	4	4	16	4.0	12	0		
11/24	Dallas	p	2	5	2.5	3	0	1	-6	-6.0	-6	0		
12/01	at Houston	p	14	79	5.6	32	0	8	98	12.3	36	2		
12/08	Kansas City	p	6	33	5.5	19	0	5	27	5.4	17	0		
12/15	at Cincinnati	p	3	13	4.3	13	0	3	49	16.3	23t	1		
12/21	Buffalo	p	3	5	1.7	4	0	4	24	6.0	9	0		
12/29	Miami	p	2	4	2.0	7	0	3	33	11.0	13t	1		
2019 Totals		15/1	67	263	3.9	32	1	72	645	9.0	59	5		
01/04	Tennessee	S	1	14	14.0	14	0	5	62	12.4	29	0		
2019 Postseason		1/1	1	14	14.0	14	0	5	62	12.4	29	0		



# WHITE'S CAREER GAME-BY-GAME (CONT'D)

2014	OPPONENT	P/S	RUSHING					RECEIVING				
			NO	YDS	AVG	LG	TD	NO	YDS	AVG	LG	TD
09/13	Miami	p	5	22	4.4	7	0	3	30	10.0	11	0
09/20	at Seattle		Inactive									
09/27	Las Vegas		Inactive									
10/05	at Kansas City	p	3	21	7.0	10	0	7	38	5.4	15	0
10/18	Denver	p	4	8	2.0	3	0	8	65	8.1	22	0
10/25	San Francisco	p	0	0	0.0	0	0	1	3	3.0	3	0
11/01	at Buffalo	p	2	0	0.0	0	0	2	35	17.5	28	0
11/09	at N.Y. Jets	p	2	0	0.0	0	0	4	24	6.0	11	0

11/15	Baltimore	p	0	0	0.0	0	0	2	8	4.0	4	0	
11/22	at Houston	p	5	19	3.8	8	0	6	64	10.7	34	0	
11/29	Arizona	p	5	18	3.6	7	2	1	-1	-1.0	-1	0	
12/06	at L.A. Chargers	p	0	0	0.0	0	0	3	1	0.3	3	0	
12/10	at L.A. Rams	p	3	16	5.3	9	0	1	2	2.0	2	0	
12/20	at Miami	p	2	3	1.5	4	0	4	52	13.0	21	0	
12/28	Buffalo	p	4	14	3.5	8	0	3	23	7.7	10	0	
01/03	N.Y. Jets	p	0	0	0.0	0	0	4	31	7.8	12	1	
2020 Totals			14/0	35	121	3.5	10	2	49	375	7.7	34	1

## PLAYERS



## KRISTIAN WILKERSON



17 | WIDE RECEIVER

HT: 6-1 | WT: 201 | Born: 1/10/1997 | Exp. (NFL/Patriots): 1/2

Exp. (NFL/Patriots): 1/0 (0/0) | Acq: FA-20

College: Southeast Missouri State | Hometown: Memphis, Tenn.

### CAREER TRANSACTIONS

Kristian Wilkerson reverted to the New England Patriots practice squad from the 53-man roster on Nov. 10, 2020 ... Originally signed by Tennessee as a rookie free agent (5/7/20) ... Released by Tennessee (9/5/20) ... Signed by New England to the practice squad (9/8/20) ... Elevated by New England to the 53-man roster from the practice squad (11/9/20).

### 2020 (1/0)

- Went to training camp with Tennessee after signing as a rookie free agent and joined the Patriots practice squad prior to the start of the regular season.
- Was elevated to the 53-man roster from the practice squad prior to the win at N.Y. Jets (11/9) and played two snaps on offense.

### COLLEGE

- Appeared in 47 games with 43 starts and totaled 219 receptions for 3,540 yards and 33 touchdowns over four seasons at Southeast Missouri State.
- His career catches, receiving yardage and receiving touch-

downs rank first in program history.

- As a senior in 2019, started all 13 games and recorded a career-high 71 receptions for a career-high 1,350 yards and 10 touchdowns.
- As a junior in 2018, started 13 games and led the team with 61 receptions for 894 yards and a career-high 14 touchdowns.
- As a sophomore in 2017, appeared in 10 games with nine starts and recorded 52 receptions for 553 yards and five touchdowns.
- As a freshman in 2016, saw action in all 13 games and caught six passes for 69 yards and one score.

### PERSONAL

- Attended Craigmont (Tenn.) High School where he totaled 60 receptions for 917 yards and 15 touchdowns as a senior.
- Born Jan. 10, 1997, to Sean Wilkerson and Michelle Vault.
- Majorred in construction management and design at Southeast Missouri State.



# JOEJUAN WILLIAMS



## 33 | CORNERBACK

**HT:** 6-3 | **WT:** 212 | **Born:** 12/6/1997 | **Exp. (NFL/Patriots):** 3/3

**GP/GS (Playoffs):** 24/0 (1/0) | **Acq:** D2-19 (45th)

**College:** Vanderbilt | **Hometown:** Nashville, Tenn.

### **PRONOUNCED** joe-WAHN

### **CAREER TRANSACTIONS**

Joejuan Williams was drafted by the New England Patriots in the second round (45th overall) of the 2019 NFL Draft.

### **SEASONAL REVIEWS**

#### **2020 (15/0)**

- Played in 15 games as a reserve and posted 14 tackles, two passes defended and four special teams tackles.
- Saw action mostly on special teams with limited action on defense in nickel and dime situations.
- Was inactive at Miami (12/20).

#### **2019 (9/0, 1/0)**

- Played in nine regular-season games as a reserve, playing mainly on special teams and in a limited role on defense. Made four tackles on defense and defended one pass as part of a defense that finished No. 1 in the NFL in total defense (275.9 yards per game) and scoring (14.1 points allowed per game). Also made one special teams tackle.
- Provided contributions on defense and special teams while leading the team with one special teams tackle in the AFC Wild Card Playoff vs. Tennessee (1/4).
- Was a healthy scratch for seven games during the regular-season.
- Made his NFL debut on special teams during the win vs. the N.Y. Jets (9/22).
- Recorded his first career tackle and pass defended after entering the game as a reserve on defense and special teams in the win at N.Y. Jets (10/21).
- Made a season-high two tackles in the loss vs. Miami (12/29).

### **EXTRA POINTS**

- Joejuan Williams entered the NFL Draft as an underclassman and following his rookie season, returned to school and completed the requirements needed for graduation. He earned his degree from Vanderbilt in psychology with a minor in business.

### **COLLEGE**

- Played in 36 career games over three seasons and posted 119 tackles, four interceptions, 30 passes defended and one forced fumble.
- Played in 13 games with 12 starts as a junior and totaled 61 tackles, four interceptions and 18 passes defended.
- Earned All-SEC honors as a junior from both SEC head coaches and Associated Press.
- Named to the SEC Academic Honor Roll team as a sophomore and junior.
- Started all 12 games for the Commodores as a sophomore and registered 39 tackles, led the team with 10 passes defended and forced one fumble.
- One of six true freshmen to see action at Vanderbilt, appearing in all 13 games. Finished the year with 19 tackles and two passes defended.

### **PERSONAL**

- Played only two years of varsity football and did not play as a senior after a hardship appeal was denied by the state high school governance association.
- As a junior at Father Ryan High School, registered 48 tackles, two interceptions and 11 passes defended. Earned All-State and All-Conference honors for his efforts.
- Also participated in track & field.
- Majored in sociology at Vanderbilt.

# JOE JUAN WILLIAMS STATISTICS

POS: CB HT: 6-3 WT: 212 LBS YEAR: 3<sup>RD</sup> ACQ: D2-19 (45<sup>TH</sup>) COLLEGE: VANDERBILT BORN: 12/6/97

## REGULAR SEASON STATISTICS

			TACKLES					INTERCEPTIONS					MISCELLANEOUS					
Year	Team	G/S	TT	UT	A	S	YDS	NO	YDS	AVG	LG	TD	PD	FF	FR	YDS	TD	SPT
2019	Patriots	9/0	4	3	1	0.0	0.0	0	0	0.0	0	0	1	0	0	0	0	1
2020	Patriots	15/0	14	9	5	0.0	0.0	0	0	0.0	0	0	2	0	0	0	0	4
Totals – 2 Years		24/0	18	12	6	0.0	0.0	0	0	0.0	0	0	3	0	0	0	0	5

## POSTSEASON STATISTICS

		TACKLES						INTERCEPTIONS						MISCELLANEOUS					
Year	Team	G/S	TT	UT	A	S	YDS	NO	YDS	AVG	LG	TD	PD	FF	FR	YDS	TD	SPT	
2019	Patriots	1/0	0	0	0	0.0	0.0	0	0	0.0	0	0	0	0	0	0	0	1	
Totals – 1 Year		1/0	0	0	0	0.0	0.0	0	0	0.0	0	0	0	0	0	0	0	1	

PLAYERS

## WILLIAMS' CAREER GAME-BY-GAME

2019	OPPONENT	P/S	TT	UT	A	S	YDS	INT	YDS	PD	FF	FR	SPT	2020	OPPONENT	P/S	TT	UT	A	S	YDS	INT	YDS	PD	FF	FR	SPT
09/08	Pittsburgh				Inactive									09/13	Miami	p	2	2	0	-	-	-	-	1	-	-	-
09/15	at Miami				Inactive									09/20	at Seattle	p	0	0	0	-	-	-	-	-	-	-	-
09/22	N.Y. Jets	p	0	0	0	-	-	-	-	-	-	-	-	09/27	Las Vegas	p	0	0	0	-	-	-	-	-	-	-	-
09/29	at Buffalo				Inactive									10/05	at Kansas City	p	0	0	0	-	-	-	-	-	-	-	-
10/06	at Washington	p	0	0	0	-	-	-	-	-	-	-	-	10/18	Denver	p	0	0	0	-	-	-	-	-	-	-	-
10/10	N.Y. Giants				Inactive									10/25	San Francisco	p	0	0	0	-	-	-	-	-	-	-	1
10/21	at N.Y. Jets	p	1	1	0	-	-	-	-	1	-	-	-	11/01	at Buffalo	p	1	0	1	-	-	-	-	-	-	-	-
10/27	Cleveland				Inactive									11/09	at N.Y. Jets	p	1	1	0	-	-	-	-	-	-	-	-
11/03	at Baltimore				Inactive									11/15	Baltimore	p	0	0	0	-	-	-	-	-	-	-	1
11/17	at Philadelphia	p	0	0	0	-	-	-	-	-	-	-	-	11/22	at Houston	p	2	1	1	-	-	-	-	-	-	-	-
11/24	Dallas	p	0	0	0	-	-	-	-	-	-	-	1	11/29	Arizona	p	0	0	0	-	-	-	-	-	-	-	1
12/01	at Houston	p	0	0	0	-	-	-	-	-	-	-	-	12/06	at L.A. Chargers	p	2	2	0	-	-	-	-	-	-	-	-
12/08	Kansas City				Inactive									12/10	at L.A. Rams	p	0	0	0	-	-	-	-	-	-	-	-
12/15	at Cincinnati	p	0	0	0	-	-	-	-	-	-	-	-	12/20	at Miami				Inactive								
12/21	Buffalo	p	1	1	0	-	-	-	-	-	-	-	-	12/28	Buffalo	p	1	1	0	-	-	-	-	-	-	-	-
12/29	Miami	p	2	1	1	-	-	-	-	-	-	-	-	01/03	N.Y. Jets	p	5	2	3	-	-	-	-	1	-	-	1
2019 Totals		7/0	4	3	1	0.0	0.0	0	0	0	1	0	1	2020 Totals		15/0	14	9	5	0.0	0.0	0	0	2	0	0	4
01/04	Tennessee	p	0	0	0	-	-	-	-	-	-	-	-														
2019 Postseason		1/0	0	0	0	0.0	0.0	0	0	0	0	0	1														



# CHASE WINOVICH



## 50 | DEFENSIVE LINE

**HT:** 6-3 | **WT:** 250 | **Born:** 4/19/1995 | **Exp. (NFL/Patriots):** 3/3

**GP/GS (Playoffs):** 32/9 (1/0) | **Acq:** D3A-19 (77th)

**College:** Michigan | **Hometown:** Jefferson Hills, Pa.

### PRONOUNCED WIN-o-vich

#### CAREER TRANSACTIONS

Chase Winovich was drafted by the New England Patriots in the third round (77th overall) of the 2019 NFL Draft.

#### SEASONAL REVIEWS

##### 2020 (16/9)

- Played in all 16 games with nine starts and led the team with 5½ sacks. Posted 44 tackles, one interception, two passes defended, one forced fumble and four tackles on special teams.
- Made his first career start in the season-opener vs. Miami (9/13) and finished second on the team with five tackles.
- Talled two tackles, a sack and the first forced fumble of his career on an 8-yard sack in the second quarter of the win vs. Las Vegas (9/27). The fumble was recovered by DL Lawrence Guy at the Las Vegas 48-yard line and the ensuing drive led to a Patriots field goal.
- Started at left end at Kansas City (10/5) and registered four tackles. Also added a 7-yard sack as part of a defense that kept Patrick Mahomes and the Chiefs out of the end zone in the first half for the third time in three years
- Started at outside linebacker in the win vs Baltimore (11/15) and posted a season-high seven tackles.
- Started at linebacker and totaled five tackles and a sack in the win vs. Arizona (11/29) as part of a defense that held the Cardinals to 298 net yards. Arizona entered the game with the NFL's top-ranked offense, averaging 414.3-yards per game.
- Recorded his first career interception when he picked off Chargers QB Justin Herbert at the Chargers 32-yard line in the third quarter of the win at Los Angeles (12/6). The turnover led to a Patriots touchdown. Also added one tackle.
- Had the first two-sack game of his career as part of the season-finale win vs N.Y. Jets (1/3). Posted a 9-yard sack in the first quarter and an 8-yard sack in the second quarter. Finished the game with five tackles and defended one pass.

##### 2019 (16/0, 1/0)

- Played in all 16 regular-season games as a reserve and posted 20 tackles and 5½ sacks as part of a defense that finished No. 1 in the NFL in total defense (275.9 yards per game) and scoring (14.1 points allowed per game). Also made six special teams tackles and recovered a blocked punt he returned for a touchdown.
- Notched at least a half-sack in four straight games, tying a team record for a rookie.

- Saw limited defensive snaps and contributed on special teams with one tackle in the AFC Wild Card Playoff vs. Tennessee (1/4).
- Made his NFL debut in a reserve role on the defensive line and made one tackle in the season-opening victory vs. Pittsburgh (9/8).
- Contributed in a reserve role on the defensive line with two tackles while also adding 1½ sacks in the win at Miami (9/15). He combined with LB Jamie Collins for his first-career sack in the third quarter and then picked up his first solo sack for an 8-yard loss in the fourth quarter. Was named Pepsi NFL Rookie of the Week for his efforts.
- Made two tackles and added a sack for an 8-yard loss in the win at Washington (10/6).
- Scored his first career touchdown when he returned a blocked punt by RB Brandon Bolden 6 yards in the win vs. N.Y. Giants (10/10). Also added a tackle on special teams.
- Contributed on defense and special teams and recorded one sack in the loss at Houston (12/1).

#### COLLEGE

- Four-year letter-winner at Michigan, playing in 45 games with 26 starts and totaled 185 tackles, 45 tackles for loss, 18 sacks, three forced fumbles and five fumble recoveries.
- Earned Associated Press third-team All-American honors as a senior in 2018.
- Two-time All-Big 10 honoree in 2017 and 2018.
- Started all 13 games along the defensive line as a fifth-year senior and totaled 69 tackles, 17 tackles for loss and five sacks.
- Was a semifinalist for the Chuck Bednarik Award as a senior, given to the nation's best defensive college football player.
- Started all 13 games as a senior and led the defensive line with 79 tackles, 18 tackles for loss and eight sacks.
- Played in all 13 games with two starts at defensive end as a junior and posted 25 tackles, 9½ tackles for loss, five sacks and one forced fumble.
- Redshirted as a freshman in 2014.

#### PERSONAL

- Played linebacker and quarterback at Thomas Jefferson High School in Jefferson Hills, Pennsylvania.
- Totaled 149 tackles, 22 sacks, seven fumble recoveries and one interception on defense and carried the ball 119 times for 1,031 yards and 17 touchdowns on offense during his career.
- Registered 57 tackles, 13 sacks, three forced fumbles and

three fumble recoveries as a senior.

- Completed 14-of-29 passes for 210 yards and three touchdowns and registered 981 yards on 115 carries as a senior.
- Enrolled in the College of Literature, Science and the Arts,

majoring in Evolutionary Anthropology.

- Father, Peter, played basketball at Bethany College (1977-81) and mother, Nina, was a Presidential Fitness Award winner in high school.

# CHASE WINOVICH STATISTICS

POS: DL HT: 6-3 WT: 250 LBS YEAR: 3<sup>RD</sup> ACQ: D3a-19 (77<sup>TH</sup>) COLLEGE: MICHIGAN BORN: 4/19/95

## REGULAR SEASON STATISTICS

Year	Team	G/S	TACKLES					INTERCEPTIONS					MISCELLANEOUS						
			TT	UT	A	S	YDS	NO	YDS	AVG	LG	TD	PD	FF	FR	YDS	TD	SPT	
2019	Patriots	16/0	20	12	8	5.5	37.5	0	0	0.0	0	0	0	0	0	0	0	6	
2020	Patriots	16/9	44	32	12	5.5	32.0	1	0	0.0	0	0	2	1	1	0	0	4	
Totals – 2 Years		32/9	64	44	20	11.0	69.5	1	0	0.0	0	0	2	1	1	0	0	10	

Additional Statistics: 1 Blocked Punt Return 6 yards for TD vs. N.Y. Giants (10/10/19).

## POSTSEASON STATISTICS

Year	Team	G/S	TACKLES					INTERCEPTIONS					MISCELLANEOUS					
			TT	UT	A	S	YDS	NO	YDS	AVG	LG	TD	PD	FF	FR	YDS	TD	SPT
2019	Patriots	1/0	0	0	0	0.0	0.0	0	0	0.0	0	0	0	0	0	0	0	1
Totals – 1 Year		1/0	0	0	0	0.0	0.0	0	0	0.0	0	0	0	0	0	0	0	1

# WINOVICH'S CAREER GAME-BY-GAME

2019	OPPONENT	P/S	TT	UT	A	S	YDS	INT	YDS	PD	FF	FR	SPT	2020	OPPONENT	P/S	TT	UT	A	S	YDS	INT	YDS	PD	FF	FR	SPT
09/08	Pittsburgh	p	1	1	0	-	-	-	-	-	-	-	-	09/13	Miami	S	5	4	1	-	-	-	-	-	-	-	-
09/15	at Miami	p	2	1	1	1.5	11.5	-	-	-	-	-	-	09/20	at Seattle	S	3	1	2	0.5	1.0	-	-	-	-	-	-
09/22	N.Y. Jets	p	1	0	1	0.5	3.5	-	-	-	-	-	-	09/27	Las Vegas	S	2	2	0	1.0	6.0	-	-	1	-	-	-
09/29	at Buffalo	p	1	1	0	1.0	11.0	-	-	-	-	-	-	10/05	at Kansas City	S	4	2	2	1.0	7.0	-	-	-	-	-	-
10/06	at Washington	p	2	1	1	1.0	8.0	-	-	-	-	-	-	10/18	Denver	S	1	1	0	-	-	-	-	-	-	-	-
10/10	N.Y. Giants	p	0	0	0	-	-	-	-	-	-	-	1	10/25	San Francisco	p	0	0	0	-	-	-	-	-	-	-	-
10/21	at N.Y. Jets	p	1	1	0	-	-	-	-	-	-	-	-	11/01	at Buffalo	p	0	0	0	-	-	-	-	-	-	1	-
10/27	Cleveland	p	1	0	1	0.5	2.5	-	-	-	-	-	-	11/09	at N.Y. Jets	p	4	2	2	-	-	-	-	-	-	1	-
11/03	at Baltimore	p	1	1	0	-	-	-	-	-	-	-	-	11/15	Baltimore	S	7	6	1	-	-	-	-	-	-	-	-
11/17	at Philadelphia	p	2	2	0	-	-	-	-	-	-	-	1	11/22	at Houston	S	2	0	2	-	-	-	-	-	-	-	-
11/24	Dallas	p	1	1	0	-	-	-	-	-	-	-	1	11/29	Arizona	S	5	5	0	1.0	1.0	-	-	-	-	-	-
12/01	at Houston	p	1	1	0	1.0	1.0	-	-	-	-	-	-	12/06	at L.A. Chargers	p	1	0	1	-	-	1	0	1	-	-	2
12/08	Kansas City	p	2	2	0	-	-	-	-	-	-	-	1	12/10	at L.A. Rams	p	2	2	0	-	-	-	-	-	-	-	-
12/15	at Cincinnati	p	2	0	2	-	-	-	-	-	-	-	-	12/20	at Miami	p	0	0	0	-	-	-	-	-	-	-	-
12/21	Buffalo	p	1	0	1	-	-	-	-	-	-	-	2	12/28	Buffalo	p	3	3	0	-	-	-	-	-	-	-	-
12/29	Miami	p	1	0	1	-	-	-	-	-	-	-	-	01/03	N.Y. Jets	S	5	4	1	2.0	17.0	-	-	1	-	-	-
2019 Totals		16/0	20	12	8	5.5	37.5	0	0	0	0	0	6	2020 Totals		16/9	44	32	12	5.5	32.0	1	0	2	1	0	4
01/04	Tennessee	p	0	0	0	-	-	-	-	-	-	-	1														
2019 Postseason		1/0	0	0	0	0.0	0.0	0	0	0	0	0	1														



# DEATRICH WISE JR.



## 91 | DEFENSIVE LINE

**HT:** 6-5 | **WT:** 275 | **Born:** 7/26/1994 | **Exp. (NFL/Patriots):** 5/5

**GP/GS (Playoffs):** 62/18 (5/2) | **Acq:** D4-17 (131st)

**College:** Arkansas | **Hometown:** Carrollton, Texas

**SUPER BOWLS:** 18

### PRONOUNCED DEE-tritch

### CAREER TRANSACTIONS

Deatrich Wise, Jr. was re-signed by the New England Patriots as an unrestricted free agent on March 19, 2021 ... Originally drafted by New England in the fourth round (131st overall) of the 2017 NFL Draft.

### SEASONAL REVIEWS

#### 2020 (16/7)

- Played in all 16 games with seven starts and totaled 49 tackles, 2½ sacks and one fumble recovery in the end zone for his first career touchdown.
- Helped force a fumble on a sack combined with LB Shilique Calhoun and recovered the fumble in the end zone for his first career touchdown vs. Las Vegas (9/27). Added five tackles in the win.
- Played as a reserve vs. Denver (10/18) and registered a season-high six tackles.
- Started at defensive end in the win at N.Y. Jets (11/9). Matched a season-high six tackles and added one sack.
- Racked up two tackles and added a sack in the win at L.A. Chargers (12/6).

#### 2019 (14/3, 1/1)

- Played in 14 regular-season games with three starts and totaled 26 tackles, two sacks and one forced fumble as part of a defense that finished No. 1 in the NFL in total defense (275.9 yards per game) and scoring (14.1 points allowed per game).
- Started along the defensive line and registered four tackles in the AFC Wild Card Playoff vs. Tennessee (1/4).
- Was inactive for the victory at Miami (9/15) and was active but did not play at Baltimore (11/3).
- Contributed in a reserve role on the defensive line with one tackle, a sack and a forced fumble in the season-opening victory vs. Pittsburgh (9/8).
- Started along the defensive line for the third time in the season and made two tackles and one sack vs. Kansas City (12/8).
- Contributed on defense as a key reserve and led the team with seven tackles in the win at Cincinnati (12/15).
- Notched for solo tackles and two hits on Jets quarterback Sam Darnold in a Week 17 win vs New York (1/3).

#### 2018 (16/5, 1/1)

- Appeared in all 16 regular-season games with five starts and finished with a career-best 30 tackles, while also adding 4½ sacks.

- Missed the first two postseason contests due to injury but started at defensive end and made five tackles in the Super Bowl LIII victory vs. the Los Angeles Rams (2/3).
- Contributed as a reserve defensive end in the season-opening victory vs. Houston (9/9), finishing with three tackles total and 1½ sacks of QB Deshaun Watson for a total of 7½ yards lost.
- Totaled four tackles as a reserve defensive end and had a 7-yard sack of QB Matthew Stafford at Detroit (9/23).
- Contributed as a reserve defensive lineman and made two tackles, while also adding a sack of QB Mitchell Trubisky for a 4-yard loss during the win at Chicago (10/21).
- Made his first start of the season and finished with one tackle as a defensive end in the win at Buffalo (10/29).
- Contributed in a reserve role on the defensive line and made one tackle, while also adding a sack of QB Josh McCown for a 7-yard loss in the win at N.Y. Jets (11/25).

#### 2017 (16/3, 3/0)

- Appeared in all 16 regular-season games with three starts as a rookie and logged 26 tackles, five sacks and one pass defended.
- Appeared in all three postseason contests as a reserve and tallied four tackles and two sacks.
- Contributed in a reserve role at defensive end and made his first career tackle and sack when he dropped QB Alex Smith for a 12-yard loss in the second quarter of the season-opener vs. Kansas City (9/7).
- Was a key contributor in a reserve role at defensive end with two tackles for loss, five quarterback hits and a sack for an 8-yard loss, for the second-consecutive game in the win at New Orleans (9/17). Became the first Patriots rookie to have a sack in his first two NFL games since Chandler Jones in 2012.
- Made his first-career start on the defensive line and finished with two tackles in the win at N.Y. Jets (10/15).
- Contributed on defense with two tackles, while adding a sack of QB Tyrod Taylor for a 4-yard loss in the first quarter and adding another half sack late in the fourth quarter of the win vs. Buffalo (12/24).
- Made his postseason debut in a reserve role at defensive end and had the first multi-sack game of his career to go along with two tackles in the Divisional Playoff victory vs. Tennessee (1/13). Took down QB Marcus Mariota for a 4-yard loss on Tennessee's opening drive of the game and added his second sack for an 8-yard loss in the fourth quarter.

**COLLEGE**

- Played in 50 games with 10 starts at Arkansas and tallied 112 tackles, 16½ sacks, 17 quarterback hurries, six passes defended and four forced fumbles.
- Ranks 10th in school history with 16½ career sacks.
- Served as a team captain as a senior in 2016. Played in 13 games with eight starts and totaled 49 tackles. Finished second on the team with 3½ sacks. Also forced one fumble, notched seven quarterback pressures and three passes defended.
- Played in all 13 games as a junior and led the team with eight sacks. Also posted 31 tackles, three forced fumbles, five quarterback pressures and three passes defended.
- Saw action in 10 contests and started once at defensive end as a sophomore. Logged 13 tackles and two sacks.
- Played in all 12 games as a freshman and totaled 17 tackles, two sacks, one fumble recovery and two quarterback hurries.

**PERSONAL**

- Recorded 113 tackles, including 12 for loss with 10 sacks, two forced fumbles, two quarterback hurries and one

blocked field goal in 2011 while helping Hebron (Texas) High School to the state playoffs. Following his senior campaign, he was named District 8-5A Defensive Player of the Year.

- In his junior season, he totaled 40 tackles, including seven sacks.
- Chose Arkansas after also receiving offers from Texas A&M, Vanderbilt, Arizona, Purdue and Wake Forest.
- Son of Deatrich Sr. and Sheila Wise.
- Father was drafted in the ninth round of the 1988 NFL Draft by the Seattle Seahawks and also spent time with the New Orleans Saints and the CFL's British Columbia Lions.
- Has two younger brothers that played college football. Daniel played defensive tackle at Kansas and is currently on the Washington Football Team, while Solomon plays defensive end at the University of Texas San Antonio.
- Earned his undergraduate degree in kinesiology in 2016.
- Earned 2012-13 First-Year SEC Academic Honor Roll honors.
- Married wife, Chanell, in the 2019 offseason.

# DEATRICH WISE JR. STATISTICS

POS: DL HT: 6-5 WT: 275 LBS YEAR: 5<sup>TH</sup> ACQ: D4-17 (131<sup>ST</sup>) COLLEGE: ARKANSAS BORN: 7/26/94

**REGULAR SEASON DEFENSIVE STATISTICS**

Year	Team	G/S	TT	TACKLES				YDS	INTERCEPTIONS						MISCELLANEOUS				
				UT	A	S			NO	YDS	AVG	LG	TD	PD	FF	FR	YDS	TD	SPT
2017	Patriots	16/3	26	16	10	5.0		38.0	0	0	0.0	0	0	1	0	0	0	0	0
2018	Patriots	16/5	30	15	15	4.5		25.5	0	0	0.0	0	0	0	0	0	0	0	0
2019	Patriots	14/3	26	20	6	2.0		12.0	0	0	0.0	0	0	0	1	0	0	0	0
2020	Patriots	16/7	49	27	22	2.5		11.0	0	0	0.0	0	0	0	0	1	0	1	0
<b>Totals – 4 Years</b>		<b>62/18</b>	<b>131</b>	<b>78</b>	<b>53</b>	<b>14.0</b>		<b>86.5</b>	<b>0</b>	<b>0</b>	<b>0.0</b>	<b>0</b>	<b>0</b>	<b>1</b>	<b>1</b>	<b>1</b>	<b>0</b>	<b>1</b>	<b>0</b>

**POSTSEASON DEFENSIVE STATISTICS**

Year	Team	G/S	TT	TACKLES				YDS	INTERCEPTIONS						MISCELLANEOUS				
				UT	A	S			NO	YDS	AVG	LG	TD	PD	FF	FR	YDS	TD	SPT
2017	Patriots	3/0	4	3	1	2.0		12.0	0	0	0.0	0	0	0	0	0	0	0	0
2018	Patriots	1/1	5	3	2	0.0		0.0	0	0	0.0	0	0	0	0	0	0	0	0
2019	Patriots	2/1	4	2	2	0.0		0.0	0	0	0.0	0	0	0	0	0	0	0	0
<b>Totals – 3 Years</b>		<b>5/2</b>	<b>13</b>	<b>8</b>	<b>5</b>	<b>2.0</b>		<b>12.0</b>	<b>0</b>	<b>0</b>	<b>0.0</b>	<b>0</b>	<b>0</b>	<b>0</b>	<b>0</b>	<b>0</b>	<b>0</b>	<b>0</b>	<b>0</b>



# WISE'S CAREER GAME-BY-GAME

2017	OPPONENT	P/S	TT	UT	A	S	YDS	INT	YDS	PD	FF	FR	SPT
09/07	Kansas City	p	1	1	0	1.0	12.0	-	-	-	-	-	-
09/17	at New Orleans	p	2	2	0	1.0	8.0	-	-	-	-	-	-
09/24	Houston	p	2	1	1	-	-	-	-	1	-	-	-
10/01	Carolina	p	1	1	0	-	-	-	-	-	-	-	-
10/05	at Tampa Bay	p	1	1	0	1.0	10.0	-	-	-	-	-	-
10/15	at N.Y. Jets	S	2	0	2	-3	-	-	-	-	-	-	-
10/22	Atlanta	S	2	2	0	-	-	-	-	-	-	-	-
10/29	L.A. Chargers	p	1	0	1	-	-	-	-	-	-	-	-
11/12	at Denver	p	1	1	0	-	-	-	-	-	-	-	-
11/19	at Oakland	p	3	3	0	-	-	-	-	-	-	-	-
11/26	Miami	p	1	1	0	-	-	-	-	-	-	-	-
12/03	at Buffalo	S	4	1	3	-	-	-	-	-	-	-	-
12/11	at Miami	p	0	0	0	-	-	-	-	-	-	-	-
12/17	at Pittsburgh	p	2	0	2	0.5	4.0	-	-	-	-	-	-
12/24	Buffalo	p	2	1	1	1.5	4.0	-	-	-	-	-	-
12/31	N.Y. Jets	p	1	1	0	-	-	-	-	-	-	-	-
<b>2017 Totals</b>			<b>16/3</b>	<b>26</b>	<b>16</b>	<b>10</b>	<b>5.0</b>	<b>38.0</b>	<b>0</b>	<b>0</b>	<b>1</b>	<b>0</b>	<b>0</b>
01/13	Tennessee	p	2	2	0	2.0	12.0	-	-	-	-	-	-
01/21	Jacksonville	p	2	1	1	-	-	-	-	-	-	-	-
02/04	Philadelphia	p	0	0	0	-	-	-	-	-	-	-	-
<b>2017 Postseason</b>			<b>3/0</b>	<b>4</b>	<b>3</b>	<b>1</b>	<b>2.0</b>	<b>12.0</b>	<b>0</b>	<b>0</b>	<b>0</b>	<b>0</b>	<b>0</b>

2018	OPPONENT	P/S	TT	UT	A	S	YDS	INT	YDS	PD	FF	FR	SPT
09/09	Houston	p	3	2	1	1.5	7.5	-	-	-	-	-	-
09/16	at Jacksonville	p	0	0	0	-	-	-	-	-	-	-	-
09/23	at Detroit	p	4	3	1	1.0	7.0	-	-	-	-	-	-
09/30	Miami	p	1	0	1	-	-	-	-	-	-	-	-
10/04	Indianapolis	p	1	1	0	-	-	-	-	-	-	-	-
10/14	Kansas City	p	0	0	0	-	-	-	-	-	-	-	-
10/21	at Chicago	p	2	2	0	1.0	4.0	-	-	-	-	-	-
10/29	at Buffalo	S	1	1	0	-	-	-	-	-	-	-	-
11/04	Green Bay	S	3	1	2	-	-	-	-	-	-	-	-
11/11	at Tennessee	S	5	2	3	-	-	-	-	-	-	-	-
11/25	at N.Y. Jets	p	1	1	0	1.0	7.0	-	-	-	-	-	-
12/02	Minnesota	p	0	0	0	-	-	-	-	-	-	-	-
12/09	at Miami	p	3	0	3	-	-	-	-	-	-	-	-
12/16	at Pittsburgh	p	0	0	0	-	-	-	-	-	-	-	-
12/23	Buffalo	S	1	0	1	-	-	-	-	-	-	-	-
12/30	N.Y. Jets	S	5	2	3	1.0	5.0	-	-	-	-	-	-
<b>2018 Totals</b>			<b>16/5</b>	<b>30</b>	<b>15</b>	<b>15</b>	<b>4.5</b>	<b>25.5</b>	<b>0</b>	<b>0</b>	<b>0</b>	<b>0</b>	<b>0</b>
01/13	L.A. Chargers					Inactive							
01/20	at Kansas City					Inactive							
02/03	L.A. Rams	S	5	3	2	-	-	-	-	-	-	-	-
<b>2018 Postseason</b>			<b>1/1</b>	<b>5</b>	<b>3</b>	<b>2</b>	<b>0.0</b>	<b>0.0</b>	<b>0</b>	<b>0</b>	<b>0</b>	<b>0</b>	<b>0</b>

2019	OPPONENT	P/S	TT	UT	A	S	YDS	INT	YDS	PD	FF	FR	SPT
09/08	Pittsburgh	p	1	1	0	1.0	0.0	-	-	-	1	-	-
09/15	at Miami					Inactive							
09/22	N.Y. Jets	p	0	0	0	-	-	-	-	-	-	-	-
09/29	at Buffalo	p	1	1	0	-	-	-	-	-	-	-	-
10/06	at Washington	p	2	2	0	-	-	-	-	-	-	-	-
10/10	N.Y. Giants	p	2	2	0	-	-	-	-	-	-	-	-
10/21	at N.Y. Jets	S	2	1	1	-	-	-	-	-	-	-	-
10/27	Cleveland	p	3	3	0	-	-	-	-	-	-	-	-
11/03	at Baltimore					Did Not Play							
11/17	at Philadelphia	S	1	1	0	-	-	-	-	-	-	-	-
11/24	Dallas	p	1	1	0	-	-	-	-	-	-	-	-
12/01	at Houston	p	1	1	0	-	-	-	-	-	-	-	-
12/08	Kansas City	S	2	2	0	1.0	12.0	-	-	-	-	-	-
12/15	at Cincinnati	p	7	3	4	-	-	-	-	-	-	-	-
12/21	Buffalo	p	0	0	0	-	-	-	-	-	-	-	-
12/29	Miami	p	3	2	1	-	-	-	-	-	-	-	-
<b>2019 Totals</b>			<b>14/3</b>	<b>26</b>	<b>20</b>	<b>6</b>	<b>2.0</b>	<b>12.0</b>	<b>0</b>	<b>0</b>	<b>0</b>	<b>1</b>	<b>0</b>
01/04	Tennessee	S	4	2	2	-	-	-	-	-	-	-	-
<b>2019 Postseason</b>			<b>1/1</b>	<b>4</b>	<b>2</b>	<b>2</b>	<b>0.0</b>	<b>0.0</b>	<b>0</b>	<b>0</b>	<b>0</b>	<b>0</b>	<b>0</b>

2020	OPPONENT	P/S	TT	UT	A	S	YDS	INT	YDS	PD	FF	FR	SPT
09/13	Miami	p	1	0	1	-	-	-	-	-	-	-	-
09/20	at Seattle	p	1	0	1	-	-	-	-	-	-	-	-
09/27	Las Vegas	p	5	3	2	0.5	3.0	-	-	-	-	1	-
10/05	at Kansas City	p	4	3	1	-	-	-	-	-	-	-	-
10/18	Denver	p	6	2	4	-	-	-	-	-	-	-	-
10/25	San Francisco	S	0	0	0	-	-	-	-	-	-	-	-
11/01	at Buffalo	S	4	1	3	-	-	-	-	-	-	-	-
11/09	at N.Y. Jets	S	6	4	2	1.0	5.0	-	-	-	-	-	-
11/15	Baltimore	p	2	0	2	-	-	-	-	-	-	-	-
11/22	at Houston	S	0	0	0	-	-	-	-	-	-	-	-
11/29	Arizona	S	3	2	1	-	-	-	-	-	-	-	-
12/06	at L.A. Chargers	S	2	2	0	1.0	3.0	-	-	-	-	-	-
12/10	at L.A. Rams	S	5	1	4	-	-	-	-	-	-	-	-
12/20	at Miami	p	2	1	1	-	-	-	-	-	-	-	-
12/28	Buffalo	p	4	4	0	-	-	-	-	-	-	-	-
01/03	N.Y. Jets	p	4	4	0	-	-	-	-	-	-	-	-
<b>2020 Totals</b>			<b>16/7</b>	<b>49</b>	<b>27</b>	<b>22</b>	<b>2.5</b>	<b>11.0</b>	<b>0</b>	<b>0</b>	<b>0</b>	<b>0</b>	<b>1</b>

PLAYERS



# ISAIAH WYNN

## 76 | OFFENSIVE LINE

**HT:** 6-2 | **WT:** 310 | **Born:** 12/9/1995 | **Exp. (NFL/Patriots):** 4/4

**GP/GS (Playoffs):** 18/18 (1/1) | **Acq:** D1a-18 (23rd)

**College:** Georgia | **Hometown:** St. Petersburg, Fla.



### PRONOUNCED eye-ZAY-ah WIN

#### CAREER TRANSACTIONS

Isaiah Wynn was drafted by the New England Patriots in the first round (23rd overall) of the 2018 NFL Draft.

#### SEASONAL REVIEWS

##### 2020 (10/10)

- Started all 10 games he played in - nine at left tackle and one at left guard - as part of an offense that finished fourth in the NFL in total rushing yards (2,346) and rush yards per game (146.6). The 2,346 yards rushing and 4.67 average yards per rush marked the fourth-highest totals in team history.
- Missed the final six games of the season after being placed on injured reserve on Nov. 28.
- Started at left tackle as part of an offensive line that helped pave the way for 217 yards rushing in the season-opening win vs. Miami (9/13).
- Started at left tackle in the win vs. Las Vegas (9/27) and helped paved the way for 250 yards rushing from the Patriots.
- Made his first NFL start at left guard when Joe Thuney moved from guard to center due to an injury to David Andrews and Justin Herron stepped in at left tackle vs. Denver (10/18). Moved back to left tackle in the second half.
- Was a key contributor on the offensive line as the Patriots rushed for 173 yards from scrimmage in the win vs. Baltimore (11/15).
- Started at left tackle and played the majority of the offensive snaps at Houston (11/22). Left the game win an injury in the fourth quarter and did not return.

##### 2019 (8/8, 1/1)

- Started all eight regular-season games he played in at left tackle.
- Made his NFL debut after missing the 2018 season due to injury and started at left tackle in the season-opening victory vs. Pittsburgh (9/8).
- Suffered an injury Week 2 at Miami (9/15) and was placed on injured reserve on Sept. 17. Was activated to the 53-man roster on Nov. 19 and returned to the starting lineup Week 11 vs. Dallas (11/24).
- Started at left tackle in his first career postseason appearance during the AFC Wild Card Playoff vs. Tennessee (1/4).

#### EXTRA POINTS

- Isaiah Wynn and fellow 2018 first-round draft pick RB Sony Michel were college roommates for two years and co-captains at Georgia.
- In 2018, Wynn and Michel became the first college teammates picked in the first round in New England's draft history. They were also the first college teammates to be picked in the first round by the same team since 2005, when CB Carlos Rodgers (ninth overall) and QB Jason Campbell (25th overall) out of Auburn were drafted by Washington.

##### 2018 (0/0, 0/0)

- Suffered an injury during the preseason and was placed on injured reserve prior to the start of the regular season.

#### COLLEGE

- Was named to the 2017 Associated Press All-America Second Team and American Football Coaches Association All-America Second Team.
- Also earned Coaches and Associated Press All-SEC First Team honors.
- Played in 52 games with 41 starts during his career, appearing at both guard and tackle.
- Named team captain as a senior.
- Started at left tackle in all 15 games he appeared in as a senior. Named SEC Offensive Lineman of the Week after the Vanderbilt game, when Georgia racked up 423 rushing yards.
- Played and started in 12-of-13 games at left guard as a junior.
- Started all 13 games he appeared in as a sophomore. Recipient of one of team's Most Improved Player awards.
- Played in 11 games as a freshman, making one start.

#### PERSONAL

- Was a U.S. Army All-American and member of the Class AAAAA All-State Team.
- Named one of *Tampa Bay Times'* Top High School Athletes and earned *Tampa Bay Times* All-Sun Coast First Team honors.
- Helped pave the way for Lakewood (Florida) to rush for 2,371 yards during his senior season.
- Majoring in human development & family science at Georgia.



# ISAIAH ZUBER

## 19 | WIDE RECEIVER

**HT:** 6-0 | **WT:** 190 | **Born:** 4/15/1997 | **Exp. (NFL/Patriots):** 1/2  
**GP/GS (Playoffs):** 4/0 (0/0) | **Acq:** FA-20  
**College:** Mississippi State | **Hometown:** Decatur, Ga.

### CAREER TRANSACTIONS

Isaiah Zuber reverted to the New England practice squad on Nov. 2, 2020 ... Originally signed by New England as a rookie free agent (5/5/20) ... Released by New England (7/26/20) ... Signed by New England as a free agent (8/5/20) ... Released by New England (9/5/20) ... Signed by New England to the practice squad (9/6/20) ... Elevated by New England to the 53-man roster from the practice squad (9/26/20) ... Reverted to the New England practice squad (9/28/20) ... Elevated by New England to the 53-man roster from the practice squad (10/5/20) ... Reverted to the New England practice squad (10/6/20) ... Elevated by New England to the 53-man roster from the practice squad (10/17/20) ... Reverted to the New England practice squad (10/19/20) ... Elevated by New England to the 53-man roster from the practice squad (10/31/20).

### 2020 (4/0)

- Began the season on the New England practice squad and was elevated to the 53-man roster four times - two Standard Elevations and two as a COVID-19 replacement. Appeared in four games as a reserve caught two passes for 29 yards. Also posted two rushing attempts for 21 yards.
- Made his NFL debut in the win vs. Las Vegas (9/27) and had one rushing attempt for 13 yards.
- Appeared as a reserve vs. Denver (10/18) and made his first NFL reception for 16 yards.

### COLLEGE

- Played three seasons at Kansas State before spending his final college season at Mississippi State.
- Left Kansas State with 127 career receptions for 1,321 yards and 11 touchdown receptions, both top-10 marks in school history.
- As a senior at Mississippi State in 2019, played 13 games with three starts and caught 14 passes for 211 yards and two touchdowns.
- Played in all 12 games with nine starts at Kansas State as a junior in 2018, leading the team with 52 receptions for 619 yards and five touchdowns. Also served as primary punt and kickoff returner, averaging 17.8 yards on 10 punt returns with a touchdown and 16.3 yards on 19 kickoff returns.
- Played in every game with 11 starts as a sophomore in 2017 and led the team with 51 receptions for 510 yards and four touchdowns.
- Played in every game as a redshirt freshman in 2016 and posted 24 receptions for 192 yards and a pair of touchdowns.
- Redshirted as a true freshman in 2015.

### PERSONAL

- Son of Willie Zuber and Monica Gray-Mays.
- Has three step brothers, Chris, Tim and Darius, and two sisters, Lia and Asia.
- Cousin, T.J. Stripling, played linebacker at Georgia from 2010-14.

## PLAYERS

## ISAIAH ZUBER STATISTICS

**POS:** WR **HT:** 6-0 **WT:** 190 LBS **YEAR:** 1<sup>ST</sup> **ACQ:** FA-20 **COLLEGE:** MISSISSIPPI STATE **BORN:** 4/15/97

### REGULAR SEASON OFFENSIVE STATISTICS

		RECEIVING						RUSHING					
Year	Team	G/S	NO	YDS	AVG	LG	TD	NO	YDS	AVG	LG	TD	
2020	Patriots	4/0	2	29	14.5	16	0	2	21	10.5	13	0	
Totals – 1 Year		4/0	2	29	14.5	16	0	2	21	10.5	13	0	

## ZUBER'S CAREER GAME-BY-GAME (CONT'D)

			RECEIVING					RUSHING								10/05	at	Kansas City	p	-	-	-	-	1	8	8.0	8	0														
2014	OPPONENT	P/S	NO	YDS	AVG	LG	TD	NO	YDS	AVG	LG	TD														10/18	Denver	p	1	16	16.0	16	0	-	-	-	-					
09/13	Miami																										10/25	San Francisco		Reverted (9/28, 10/6, 10/19; 11/2)												
09/20	at Seattle		Elevated to 53 (9/26, 10/5, 10/17, 10/31)																								11/01	at Buffalo	p	1 <td>13<td>13.0<td>13<td>0</td><td>-</td><td>-</td><td>-</td><td>-</td><td>-</td><td>-</td></td></td></td>	13 <td>13.0<td>13<td>0</td><td>-</td><td>-</td><td>-</td><td>-</td><td>-</td><td>-</td></td></td>	13.0 <td>13<td>0</td><td>-</td><td>-</td><td>-</td><td>-</td><td>-</td><td>-</td></td>	13 <td>0</td> <td>-</td> <td>-</td> <td>-</td> <td>-</td> <td>-</td> <td>-</td>	0	-	-	-	-	-	-		
09/27	Las Vegas	p	-	-	-	-	-	1	13	13.0	13	0															2020 Totals	4/0	2 <td>29<td>14.5</td><td>16</td><td>0</td><td>2<td>21<td>10.5</td><td>13</td><td>0</td></td></td></td>	29 <td>14.5</td> <td>16</td> <td>0</td> <td>2<td>21<td>10.5</td><td>13</td><td>0</td></td></td>	14.5	16	0	2 <td>21<td>10.5</td><td>13</td><td>0</td></td>	21 <td>10.5</td> <td>13</td> <td>0</td>	10.5	13	0				

## PATRIOTS 2021 DRAFT SELECTIONS



# MAC JONES

## QUARTERBACK

**HT:** 6-3 | **WT:** 214 | **Born:** 9/5/1998

**Exp. (NFL/Patriots):** Rookie | **Acq:** D1-21 (15th)

**College:** Alabama | **Hometown:** Jacksonville, Fla.

PLAYERS

### CAREER TRANSACTIONS

Mac Jones was drafted by the New England Patriots in the first round (15th overall) of the 2021 NFL Draft.

### COLLEGE

- Starting QB for 2020 BCS National Champion Crimson Tide.
- Consensus first-team All-America and All-SEC first-team selection as a redshirt junior in 2020.
- Recorded four of the program's 400-plus yard passing performances in team history, most by any one QB at Alabama and tied for the most in a single season in SEC history.
- Team captain as a junior in 2020
- Led all Division I quarterbacks with a school-record 4,500 yards passing on 311-of-402 attempts with 41 touchdown passes and four interceptions in 2020.
- Set the NCAA single-season record for completion percentage (77.4).
- Earned four SEC Offensive Player of the Week awards.

### PERSONAL

- Born Michael McCorkle Jones on September 5, 1998, to parents Gordon and Holly Jones.
- Father played tennis at Florida State University and Flagler College. Brother, Will, played soccer at Mercer University, while his sister, Sarah Jane, played tennis for the College of Charleston.
- Selected by USA Football to play on the U.S. Under-19

### EXTRA POINTS

- Mac Jones is the highest drafted offensive player in Bill Belichick's history with New England. The previous highest offensive player drafted was Nate Solder in 2011 with the 17th pick overall.
- Jones is the fourth quarterback to be selected 15th overall in the draft since 1970. The Patriots selected QB Tony Eason with the 15th pick overall in the 1983 draft. Eason, Dwayne Haskins (2019 – Washington) and Marc Wilson (1980- Oakland) are the only quarterbacks to ever be selected in that position in the draft since 1970.
- The Patriots drafted QB Mac Jones from Alabama with their first pick in the 2021 NFL Draft with the 15th pick overall. It is the fourth time overall that the Patriots have selected a quarterback in the first round. Jones joins Jim Plunkett from Stanford (1st overall in 1971), Tony Eason from Illinois (15th overall in 1983) and Drew Bledsoe from Washington State (1st overall in 1993).

National Team at the 2017 North American Championship against Canada.


- Helped lead The Bolles School to the Florida 4A State Championship game as a senior in 2016, passing for 1,532 yards and 29 touchdowns.
- Threw for 2,150 yards and 26 touchdowns as a junior in 2015, taking the Bulldogs to the state regional finals.

## MAC JONES STATISTICS

**POS:** QB **HT:** 6-3 **WT:** 214 LBS **YEAR:** ROOKIE **ACQ:** D1-21 (15TH) **COLLEGE:** ALABAMA **BORN:** 9/5/98

### COLLEGE OFFENSIVE STATISTICS

Year	Team	GP	CMP	ATT	PASSING				LG	RUSHING			
					TD	YDS	INT			ATT	YDS	TD	LG
2017	Alabama				Redshirt								
2018	Alabama	14	5	13	1	123	0	94	3	-8	0	1	
2019	Alabama	12	97	141	14	1503	3	85	16	36	1	18	
2020	Alabama	13	311	402	41	4500	4	90	35	14	1	14	
<b>Totals:</b>		<b>39</b>	<b>413</b>	<b>556</b>	<b>56</b>	<b>6,126</b>	<b>7</b>	<b>94</b>	<b>54</b>	<b>42</b>	<b>2</b>	<b>18</b>	



# CHRISTIAN BARMORE



## DEFENSIVE LINE

**HT:** 6-5 | **WT:** 310 | **Born:** 7/28/1999

**Exp. (NFL/Patriots):** Rookie | **Acq:** D2-21 (38th)

**College:** Alabama | **Hometown:** Philadelphia, Pa.

### CAREER TRANSACTIONS

Christian Barmore was drafted by the New England Patriots in the second round (38th overall) of the 2021 NFL Draft.

### COLLEGE

- Named third-team All-American and first-team All-SEC by Associated Press as a redshirt sophomore in 2020.
- Integral part of the 2020 BCS National Champion Crimson Tide, earning Defensive Most Valuable Player in the CFP National Championship win over Ohio State.
- Recorded a team-high eight sacks in 2020.
- Played in 12 games and totaled 37 tackles, a team-high eight sacks, a team-high three forced fumbles and three passes defended as part of the BCS National Champion Crimson Tide in 2020.
- Selected as Defensive Most Valuable Player of the National Championship Game after contributing five tackles (two for loss) and one sack in the win over Ohio State (1/11).
- Named to the Freshman All-SEC team by league coaches in 2019. Played in 12 games and totaled 26 tackles, two sacks and two passes defended.
- Redshirted as a freshman in 2018.

### EXTRA POINTS

- The Patriots selected players from Alabama with their first two picks in the 2021 NFL Draft. It is the 6th time in the Bill Belichick era that the Patriots have drafted back-to-back players from the same school. In addition to 2021 the other times were: (2002: Rohan Davey and Jarvis Green, LSU; 2010: Jermaine Cunningham and Brandon Spikes, Florida; 2013: Logan Ryan and Duron Harmon, Rutgers; 2016: Joe Thuney and Jacoby Brissett, North Carolina State; 2018: Isaiah Wynn and Sony Michel, Georgia).

### PERSONAL

- Grew up in Philadelphia and attended Abraham Lincoln High School his freshman year before transferring Saints John Neumann and Maria Goretti Catholic High School.
- Originally verbally committed to play college football at Temple during the summer going into his senior year, but de-committed and reopened his recruitment.
- Chose Alabama over offers from Baylor, Florida, Georgia, and LSU.

## PLAYERS

## CHRISTIAN BARMORE STATISTICS

**POS:** DL **HT:** 6-5 **WT:** 310 LBS **YEAR:** ROOKIE **ACQ:** D2-21 (38TH) **COLLEGE:** ALABAMA **BORN:** 7/28/99

### COLLEGE DEFENSIVE STATISTICS

Year	Team	GP	UT	TACKLES			YDS	S	YDS	FF	FR	INTERCEPTIONS		
				A	TT	TFL						PD	INT	YDS
2018	Alabama					Redshirt								
2019	Alabama	12	12	14	26	6.0	26.0	2.0	12.0	0	0	2	0	0
2020	Alabama	12	22	15	37	9.5	44.0	8.0	42.0	3	0	3	0	0
<b>Totals:</b>	<b>3 Years</b>	<b>24</b>	<b>34</b>	<b>29</b>	<b>63</b>	<b>15.5</b>	<b>70.0</b>	<b>10.0</b>	<b>54.0</b>	<b>3</b>	<b>0</b>	<b>5</b>	<b>0</b>	<b>0</b>



# RONNIE PERKINS



## LINEBACKER

**HT:** 6-3 | **WT:** 253 | **Born:** 9/29/1999

**Exp. (NFL/Patriots):** Rookie | **Acq:** D3-21 (96th)

**College:** Oklahoma | **Hometown:** St. Louis, Mo.

### CAREER TRANSACTIONS

Ronnie Perkins was drafted by the New England Patriots in the second round (96th overall) of the 2021 NFL Draft.

### COLLEGE

- All-Big 12 Second Team selection by league's head coaches in 2019 and 2020.
- Earned three Big 12 championship rings and was part of two College Football Playoff squads in his three years at Oklahoma.
- Played in 33 career games (25 starts) and finished with 99 tackles, 32 tackles for loss (for 123 yards), 16½ sacks (for 85 yards), one forced fumble and 19 QB hurries.
- Played in the final six games of the season with five starts as a junior in 2020 and recorded 24 tackles and 5½ sacks. Missed the first five games of the season.
- Started all 13 games as a sophomore and totaled 38 tackles, six sacks and one forced fumble.
- Started seven of his 14 games as a true freshman in 2018 (named a Freshman All-American by ESPN) and logged 37 tackles, five sacks (for 25 yards) and four QB hurries. His five sacks led the team.

### EXTRA POINTS

- The Patriots drafted DL Ronnie Perkins from Oklahoma in the third round. The Patriots drafted defensive linemen with their second and third round draft picks. It is the second straight season that the Patriots used their second and third round picks on the same position. In 2020 the Patriots drafted LB Josh Uche in the second round and LB Anfernee Jennings in the third round.
- Perkins earned a Big 12 championship ring in all three years at Oklahoma.

### PERSONAL

- Attended Lutheran High School North in St. Louis, Mo.
- As a senior in 2017, he was named the *St. Louis Post-Dispatch* All-Metro football defensive player of the year.
- Played in the 2018 U.S. Army All-American Bowl.
- Majored in criminology at Oklahoma.

## RONNIE PERKINS STATISTICS

**POS:** LB **HT:** 6-3 **WT:** 253 LBS **YEAR:** ROOKIE **ACQ:** D3-21 (96TH) **COLLEGE:** OKLAHOMA **BORN:** 9/29/99

### COLLEGE DEFENSIVE STATISTICS

Year	Team	GP	UT	TACKLES					YDS	S	YDS	FF	FR	INTERCEPTIONS		
				A	TT	TFL								PD	INT	YDS
2018	Oklahoma	14	17	20	37	8.0			34.0	5.0	25.0	0	0	1	0	0
2019	Oklahoma	13	28	10	38	13.5			40.0	6.0	28.0	1	0	0	0	0
2020	Oklahoma	6	16	8	24	10.5			49.0	5.5	32.0	0	0	0	0	0
<b>Totals:</b>	<b>3 Years</b>	<b>33</b>	<b>61</b>	<b>38</b>	<b>99</b>	<b>32.0</b>			<b>123.0</b>	<b>16.5</b>	<b>85.0</b>	<b>1</b>	<b>0</b>	<b>1</b>	<b>0</b>	<b>0</b>



# RHAMONDRE STEVENSON



## RUNNING BACK

**HT:** 6-0 | **WT:** 246 | **Born:** 2/23/1998

**Exp. (NFL/Patriots):** Rookie | **Acq:** D4-21 (120th)

**College:** Oklahoma | **Hometown:** Las Vegas, Nev.

### PRONOUNCED ruh-MON-dray

#### CAREER TRANSACTIONS

Rhamondre Stevenson was drafted by the New England Patriots in the fourth round (120th overall) of the 2021 NFL Draft.

#### COLLEGE

- Won Big 12 championships in both seasons at Oklahoma.
- Played in 19 career games with five starts and rushed 165 times for 1,180 yards and 13 touchdowns. Also caught 28 passes for 298 yards.
- Ranked fifth nationally in yards per rush (7.2) over the 2019 and 2020 seasons combined.
- Played in six games and rushed 101 times for a team-high 665 yards and seven touchdowns in 2020 (110.8 yards per game and 6.6 yards per rush).
- Also registered 18 receptions (3.0 per game) for 211 yards (11.7 per catch) in 2020.
- Named Outstanding Offensive Player of the 2020 Cotton Bowl after rushing 18 times for a career-high 186 yards and a touchdown in 55-20 win over Florida.
- Played in 13-of-14 games in 2019 and rushed 64 times for 515 yards and six touchdowns. Also caught 10 passes for 87 yards.
- Led the nation (among players with at least 50 rushes) with 8.0 yards per carry.

#### EXTRA POINTS

- The Patriots drafted RB Rhamondre Stevenson from Oklahoma in the fourth round. The Patriots drafted two players from Alabama (QB Mac Jones and DL Christian Barmore) with their first two picks and drafted two players from Oklahoma with their next two picks (DL Ronnie Perkins and RB Rhamondre Stevenson). It is the first time in team history that the Patriots drafted two players from the same school followed by two players from the same school in a single draft. Since 1970, the only other team to have two picks from one school followed by their next two picks from one school was the 1992 Los Angeles Rams who drafted DE Sean Gilbert (Pittsburgh) in the first round followed by DB Steve Israel (Pittsburgh) in the second round and then used two third-round picks for Marc Boutte (LSU) and WR Todd Kinchen (LSU).

#### PERSONAL

- Attended Centennial High School in Las Vegas, Nev. As a junior in 2015, he was the Las Vegas Sun High School Player of the Year.
- Chose Oklahoma in 2019 after playing two years at Cerritos College in California. As a recruit, he held scholarship offers from USC, Texas and Kansas State, among others.
- Majored in human relations at Oklahoma.

### PLAYERS

## RHAMONDRE STEVENSON STATISTICS

**POS:** RB **HT:** 6-0 **WT:** 246 LBS **YEAR:** ROOKIE **ACQ:** D4-21 (120TH) **COLLEGE:** OKLAHOMA **BORN:** 2/23/98

#### COLLEGE OFFENSIVE STATISTICS

Year	Team	GP	NO	RUSHING			TD	NO	RECEIVING			
				YDS	AVG	LG			YDS	AVG	LG	TD
2019	Oklahoma	13	64	515	8.0	75	6	10	87	8.7	23	0
2020	Oklahoma	6	101	665	6.6	50	7	18	211	11.7	45	0
<b>Totals</b>	<b>2 Years</b>	<b>19</b>	<b>165</b>	<b>1,180</b>	<b>7.2</b>	<b>75</b>	<b>13</b>	<b>28</b>	<b>298</b>	<b>10.6</b>	<b>45</b>	<b>0</b>





# CAMERON McGRONE

## LINEBACKER

**HT:** 6-1 | **WT:** 236 | **Born:** 6/22/2000

**Exp. (NFL/Patriots):** Rookie | **Acq:** D5-21 (177th)

**College:** Michigan | **Hometown:** Indianapolis, Ind.

### CAREER TRANSACTIONS

Cameron McGrone was drafted by the New England Patriots in the fifth round (177th overall) of the 2021 NFL Draft.

### COLLEGE

- Was a three-year letterman at Michigan.
- Earned 2019 All-Big Ten honorable mention honors.
- Appeared in 19 career games with 15 starts at middle linebacker.
- Totaled 92 tackles, 4½ sacks, one pass defended and one forced fumble over three seasons.
- Started all five games he played 2020 and registered 26 tackles, two tackles for loss and a half-sack. Suffered a season-ending injury at Rutgers (11/21) that cut his season short.
- Played in 13 games with 10 starts in 2019 and totaled 66 tackles, 9½ tackles for loss, four sacks and one pass defended. Earned All-Big Ten honorable mention accolades.

### EXTRA POINTS

- The Patriots drafted LB Cameron McGrone out of Michigan in the fifth round of the draft. The Patriots have now drafted a defensive player from Michigan in three straight drafts. In addition to McGrone, the Patriots drafted LB Josh Uche in the second round in 2020 and DL Chase Winovich in the third round of the 2019 draft.

- Earned his first varsity letter in 2018, appearing in one game on special teams against Nebraska.

### PERSONAL


- Son of David and Lynn Redd.
- Attended Lawrence Central High School in Indianapolis.
- Registered 84 tackles, 14 tackles for loss and four sacks in seven games of action as a senior.
- Majored in general studies at Michigan.

## CAMERON McGRONE STATISTICS

**POS:** LB **HT:** 6-1 **WT:** 236 LBS **YEAR:** ROOKIE **ACQ:** D5-21 (177TH) **COLLEGE:** MICHIGAN **BORN:** 6/22/00

### COLLEGE DEFENSIVE STATISTICS

Year	Team	GP	UT	TACKLES				TFL	YDS	S	YDS	FF	FR	INTERCEPTIONS		
				A	TT									PD	INT	YDS
2018	Michigan	1	0	0	0	0.0	0.0	0.0	0.0	0.0	0	0	0	0	0	0
2019	Michigan	13	38	28	66	9.5	45.0	4.0	33.0	0	0	1	0	0	0	0
2020	Michigan	5	14	12	26	2.0	8.0	0.5	5.0	0	0	0	0	0	0	0
<b>Totals:</b>	<b>3 Years</b>	<b>19</b>	<b>52</b>	<b>40</b>	<b>92</b>	<b>11.5</b>	<b>53.0</b>	<b>4.5</b>	<b>38.0</b>	<b>0</b>	<b>0</b>	<b>1</b>	<b>0</b>	<b>0</b>	<b>0</b>	<b>0</b>



# JOSHUAH BLEDSOE



**HT:** 5-11 | **WT:** 201 | **Born:** 12/30/1998

**Exp. (NFL/Patriots):** Rookie | **Acq:** D6a-21 (188th)

**College:** Missouri | **Hometown:** Houston, Texas

## CAREER TRANSACTIONS

Joshuah Bledsoe was drafted by the New England Patriots in the sixth round (188th overall) of the 2021 NFL Draft.

## COLLEGE

- Played in 10 games in 2020 and totaled 41 tackles, 2½ tackles for loss, one forced fumble, one fumble recovery, one interception and six passes defended.
- Played 12 games in 2019 and finished the year ranked third on the team with 49 tackles and four tackles for loss. Added a team-high 10 pass breakups with one fumble recovery and one forced fumble.
- Became the first Missouri safety to post 10-plus pass breakups in a single season.
- Saw action in 12 games and finished the season with 28 tackles and two passes defended.
- Earned 2018 SEC Fall Academic Honor Roll accolades.
- Saw action in 12 games in 2017 and registered 13 tackles and one sack.

## EXTRA POINTS

- The Patriots drafted S Joshuah Bledsoe in the sixth round out of Missouri. Bledsoe is just the second player ever drafted out of Missouri under Bill Belichick, joining DT Jeff Mariotti in the fifth round in 2000.

- Played more defense as the season wore on, posting at least one tackle in seven of the final eight games of the season.

## PERSONAL

- Made 30 tackles and had two interceptions as a senior at Dekaney HS (Houston).
- Totaled 49 tackles, one interception and four passes defended as a junior.
- Majored in parks, recreation and sport at Missouri.
- Chose Missouri over Louisiana-Monroe, North Texas, Rice, Texas-San Antonio and Tulane.

# JOSHUAH BLEDSOE STATISTICS

**POS:** S **HT:** 5-11 **WT:** 201 LBS **YEAR:** ROOKIE **ACQ:** D6a-21 (188TH) **COLLEGE:** MISSOURI **BORN:** 12/30/98

## COLLEGE DEFENSIVE STATISTICS

Year	Team	GP	UT	TACKLES				YDS	S	YDS	FF	FR	INTERCEPTIONS		
				A	TT	TFL							PD	INT	YDS
2017	Missouri	12	9	4	13	1.0		7.0	1.0	7.0	0	0	0	0	0
2018	Missouri	12	19	9	28	0.0		0.0	0.0	0.0	0	1	2	0	0
2019	Missouri	12	35	14	49	4.0		8.0	0.0	0.0	1	1	10	0	0
2020	Missouri	10	31	10	41	3.0		17.0	0.0	0.0	1	1	7	1	0
<b>Totals:</b>	<b>4 Years</b>	<b>46</b>	<b>94</b>	<b>37</b>	<b>131</b>	<b>8.0</b>		<b>32.0</b>	<b>1.0</b>	<b>7.0</b>	<b>2</b>	<b>3</b>	<b>19</b>	<b>1</b>	<b>0</b>



# WILL SHERMAN



## OFFENSIVE LINE

**HT:** 6-4 | **WT:** 310 | **Born:** 5/27/1999

**Exp. (NFL/Patriots):** Rookie | **Acq:** D6b-21 (197th)

**College:** Colorado | **Hometown:** Allen, Texas

### CAREER TRANSACTIONS

Will Sherman was drafted by the New England Patriots in the sixth round (197th overall) of the 2021 NFL Draft.

### COLLEGE

- Played in 30 career games with 27 starts, including the 2020 Alamo Bowl. Ended his career with the most starts of those on the 2020 roster.
- Saw action for 1,955 snaps on offense in his career, with another 83 on the field goal/PAT unit on special teams.
- Played the most snaps of all offensive linemen (369 of a possible 375), and most snaps out of any player on the team in 2020. Earned second-team All-Pac-12 honors across the board from the Associated Press, the Pac-12 Coaches, Bay Area News Group and Phil Steele's College Football.
- Started all 12 games at right tackle in 2019. Played in 836 of a possible 850 offensive plays, the most on the offense and second most on the team overall. Added 67 knock-down blocks.
- Played in all 12 games in 2018, starting the final nine games of the season. Played in 750 offensive plays for the Buffs, including every offensive snap of the final nine games.
- Redshirted as a freshman in 2017.

### EXTRA POINTS

- The Patriots used their second sixth-round draft pick on OL Will Sherman from Colorado. The Patriots have now drafted at least one offensive lineman in eight consecutive drafts.
- The Patriots have drafted 29 underclassmen since 2000, after selecting QB Mac Jones, DL Christian Barmore, DL Ronnie Perkins, LB Cameron McGrone and OL William Sherman in the 2021 draft.

### PERSONAL

- Played on the varsity team from his sophomore year on at Allen High School, helping the Eagles compile a 44-2 record, which included a 16-0 sophomore season when they won the Class 6A Division I state championship.
- His next two years his teams went 14-1 and reached the semifinals of the state playoffs each season.
- Garnered honorable mention all-district honors as a junior.
- Majored in communications and minored in leadership studies at Colorado.



# TRE NIXON



## WIDE RECEIVER

**HT:** 6-2 | **WT:** 180 | **Born:** 1/26/1998

**Exp. (NFL/Patriots):** Rookie | **Acq:** D7-21 (242nd)

**College:** Central Florida | **Hometown:** Viera, Fla.

### CAREER TRANSACTIONS

Tre Nixon was drafted by the New England Patriots in the seventh round (242nd overall) of the 2021 NFL Draft.

### COLLEGE

- Began his career at Ole Miss (2016-17) before transferring to Central Florida (2018-20).
- Earned honorable mention All-AAC honors in 2019 after finishing the season with 49 receptions for 830 yards and seven touchdowns.
- Appeared in and started four games during the 2020 sea-

son while dealing with an injury. Caught 19 passes for 260 yards and two touchdowns during the season. Averaged 65.0 yards per game, which ranked third on the team.

- Started all 13 games for second straight year at wide receiver in 2019. Finished second on the team with 49 catches for 830 yards and seven touchdowns. Earned honorable mention All-AAC honors.
- Had 15 receptions of 20 or more yards, the third most plays of 20+ yards by any player on the team, including six for touchdowns.
- Played in and started all 13 games as a wide receiver in

## EXTRA POINTS

- WR Tre Nixon was drafted by the Patriots in the seventh round out of Central Florida. He is the second player to be drafted out of Central Florida under Bill Belichick, joining Asante Samuel. Samuel was selected by New England with the 120th pick overall in the fourth round of the 2003 draft.

2018. Caught 40 passes for 562 yards and four touchdowns.

- Averaged 14.1 yards per reception and 43.2 yards receiving per game.
- Played in and started all 10 games for Ole Miss in 2017 and caught one pass for 19 yards.
- Redshirted as a freshman in 2016.

## PERSONAL

- Caught 79 passes for 1,243 yards and 18 touchdowns – both school records – in his senior year at Viera High School.
- Finished fourth in the voting for Florida's Mr. Football award and was the Florida Dairy Farmers 7A Player of the Year. Also named first team All-State by the Associated Press and USA Today.
- Led Viera to its first two district titles and the 2015 Class 7A state finals.
- Had 36 catches for 905 yards and 12 touchdowns as a junior and 30 catches for 636 yards and six touchdowns as a sophomore.
- Majored in interdisciplinary studies at UCF.

## TRE NIXON STATISTICS

POS: WR HT: 6-2 WT: 180 LBS YEAR: ROOKIE ACQ: D7-21 (242ND) COLLEGE: CENTRAL FLORIDA BORN: 1/26/98

## COLLEGE RECEIVING STATISTICS

Year	Team	GP	Rec	Yds	Avg	Lg	TD
2016	Mississippi			Redshirt			
2017	Mississippi	10	1	19	19.0	19	0
2018	Central Florida	13	40	562	14.1	47	4
2019	Central Florida	13	49	830	16.9	53	7
2020	Central Florida	4	19	260	13.7	51	2
<b>Totals</b>	<b>4 Years</b>	<b>40</b>	<b>109</b>	<b>1,671</b>	<b>15.3</b>	<b>53</b>	<b>13</b>

## PATRIOTS 2021 ROOKIE FREE AGENT



## QUINN NORDIN



HT: 6-1 | WT: 196 | Born: 8/16/1998

Exp. (NFL/Patriots): Rookie | Acq: FA-21

College: Michigan | Hometown: Rockford, Mich.

## CAREER TRANSACTIONS

Quinn Nordin was signed by the New England Patriots as a rookie free agent on May 6, 2021.

## COLLEGE

- Was a four-year letterman (2017-18-19-20), appearing in 41 career games with 38 contests handling field goal and PAT duties. Finished as Michigan's 10th all-time leading scorer with 246 points.
- Was an All-Big Ten honoree (honorable mention, coaches and media - 2017) and earned Academic All-Big Ten honors in 2017 and 2020.
- All-time leader in career 40-plus yard field goals (14) and tied for the all-time lead in 50-plus yard field goals (four).
- Appeared in four games as a fifth-year senior in 2020 handling field goal kicking duties. Converted 2-of-5 field goal

tries to earn his fourth varsity letter.

- Started and handled field goal and PAT duties in 11 games as a senior in 2019. Made 10-of-13 field goal tries (including 10 straight to end the year) to earn his third varsity letter.
- Kicked in 12 games as a junior in 2018. Made 11-of-16 field goal attempts and earned his second varsity letter.
- Played in all 13 games and made 19/24 field goal attempts, scoring a total of 92 points and earned his first varsity letter.

## PERSONAL

- Attended Rockford High School, where he served as punter, kicker and handled kickoff duties.
- Earned *USA Today* High School All-American first team honors as a senior.

We make customers our first priority.  
They make us #1.



**Bank of America Ranked #1 in  
Customer Satisfaction with Mobile Banking Apps  
and Online Banking among National Banks.\***

This recognition reinforces our ongoing commitment to enhancing our digital channels and powerful tools to help our clients stay in control of their financial lives.

See more of our industry-leading awards at [bankofamerica.com/awards](https://bankofamerica.com/awards).



\*Tied in 2021 for online banking among national banks.

For J.D. Power 2021 award information, visit [jdpower.com/awards](https://jdpower.com/awards).

Bank of America, N.A. Member FDIC. © 2021 Bank of America Corporation. All rights reserved.

MAP3627239

# 2020 SEASON IN REVIEW





# 2020 REGULAR SEASON FINAL STATISTICS (7-9)

HEAD COACH: BILL BELICHICK • THIRD IN AFC EAST • HOME STADIUM: GILLETTE STADIUM

Date	W/L	Score	Opp.	Att.
09/13	W	21-11	Miami	
09/20	L	30-35	at Seattle	
09/27	W	36-20	Las Vegas	
10/05	L	10-26	at Kansas City	12,729
10/11			BYE WEEK	
10/18	L	12-18	Denver	
10/25	L	6-33	San Francisco	
11/01	L	21-24	at Buffalo	
11/09	W	30-27	at N.Y. Jets	
11/15	W	23-17	Baltimore	
11/22	L	20-27	at Houston	12,503
11/29	W	20-17	Arizona	
12/06	W	45-0	at L.A. Chargers	
12/10	L	3-24	at L.A. Rams	
12/20	L	12-22	at Miami	13,354
12/28	L	9-38	Buffalo	
01/03	W	28-14	N.Y. Jets	

TEAM STATISTICS		PATS	OPP
Total First Downs		332	339
Rushing		143	131
Passing		157	187
Penalty		32	21
3rd Down: Made/Att		76/187	76/186
3rd Down Pct.		40.9	40.9
4th Down: Made/Att		9/17	9/16
4th Down Pct.		52.9	56.3
Passing Avg.		28.58	31.02
Total Net Yards		5236	5660
Avg. Per Game		327.3	353.8
Total Plays		979	982
Avg. Per Play		5.3	5.8
Net Yards Rushing		2346	2103
Avg. Per Game		146.6	131.4
Total Rushes		502	464
Net Yards Passing		2890	3557
Avg. Per Game		180.6	222.3
Sacked/Yards Lost		37/234	24/165
Gross Yards		3124	3722
Attempts/Completions		440/333	494/333
Completion Pct.		64.3	67.4
Had Intercepted		14	18
Punts/Average		55/48.7	52/46.0
Net Punting Avg.		55/45.6	52/37.9
Penalties/Yards		62/534	82/639
Fumbles/Ball Lost		19/5	11/4
Touchdowns		36	41
Rushing		20	17
Passing		12	22
Returns		4	2

SCORE BY PERIODS	1	2	3	4	OT	TOTAL
Patriots	38	104	82	102	0	326
Opponents	69	115	86	83	0	353

SCORING	TD	Ru	Pa	Rt	PAT	FG	S	TP
Folk	0	0	0	0	30/33	26/28	0	108
Newton	13	12	1	0	0/0	0/0	0	78
Burkhead	6	3	3	0	0/0	0/0	0	36
White	3	2	1	0	0/0	0/0	0	18
Harris	2	2	0	0	0/0	0/0	0	12
Harry	2	0	2	0	0/0	0/0	0	12
D.McCourt	2	0	2	0	0/0	0/0	0	12
Michel	2	1	1	0	0/0	0/0	0	12
Olszewski	2	0	1	1	0/0	0/0	0	12
Asiasi	1	0	1	0	0/0	0/0	0	6
Byrd	1	0	1	0	0/0	0/0	0	6
Johnson	1	0	1	0	0/0	0/0	0	6
Wise	1	0	0	1	0/0	0/0	0	6
Meyers	0	0	0	0	0/0	0/0	0	2
Patriots	36	20	12	4	30/33	26/28	0	326
Opponents	41	17	22	2	37/39	22/27	0	353

2-Pt. Conversions: Patriots, 11-13; Opponents 2-2.

RUSHING	NO	YDS	AVG	LG	TD
Harris	137	691	5.0	41	2
Newton	137	592	4.3	49	12
Michel	79	449	5.7	48	1
Burkhead	67	274	4.1	18	3
White	35	121	3.5	10	2
Taylor	23	110	4.8	28	0
Olszewski	5	23	4.6	12	0
Edelman	2	22	11.0	23	0
Zuber	2	21	10.5	13	0
Byrd	2	15	7.5	11	0
Meyers	2	9	4.5	7	0
Hoyer	1	8	8.0	8	0
Stidham	7	7	1.0	6	0
Moncrief	1	4	4.0	4	0
Harry	2	0	0.0	2	0
Patriots	502	2346	4.7	49	20
Opponents	464	2103	4.5	35	17

RECEIVING	NO	YDS	AVG	LG	TD
Meyers	59	729	12.4	35	0
White	49	375	7.7	34	1
Byrd	47	604	12.9	42	1
Harry	33	309	9.4	30	2
Burkhead	25	192	7.7	24	3
Edelman	21	315	15.0	49	0
Johnson	13	199	15.3	50	0
Johnson	8	35	4.4	12	1
Michel	7	114	16.3	31	1
Olszewski	5	62	12.4	38	1
Harris	5	52	10.4	15	0
Keene	3	16	5.3	8	0
Asiasi	2	39	19.5	26	1
Newton	2	35	17.5	19	1
Zuber	2	29	14.5	16	0
Moncrief	1	15	15.0	15	0
Taylor	1	4	4.0	4	0
Patriots	283	3124	11.0	50	12
Opponents	333	3722	11.2	54	22

INTERCEPTIONS	NO	YDS	AVG	LG	TD
Jackson	9	80	8.9	30	0
D. McCourt	2	62	31.0	43	1
Phillips	2	5	2.5	5	0
Jones	2	0	0.0	0	0
Gilmore	1	15	15.0	15	0
Bryant	1	0	0.0	0	0
Winovich	1	0	0.0	0	0
Patriots	18	162	9.0	43	1
Opponents	14	256	18.3	79	2

PUNTING	NO	YDS	AVG	NET	TB	IN	LG	BLK
Bailey	55	2678	48.7	45.6	5	31	71	0
Patriots	55	2678	48.7	45.6	5	31	71	0
Opponents	52	2390	46.0	37.9	3	18	65	0

PUNT RETURNS	NO	FC	YDS	AVG	LG	TD
Olszewski	20	11	346	17.3	70	1
Byrd	2	5	0	0.0	0	0
Taylor	1	0	11	11.0	11	0
Patriots	23	16	357	15.5	70	1
Opponents	12	18	71	5.9	20	0

KICK RETURNS	NO	YDS	AVG	LG	TD
Olszewski	18	418	23.2	33	0
Moncrief	7	165	23.6	53	0
Taylor	4	87	21.8	28	0
Dugger	2	47	23.5	30	0
Patriots	31	717	23.1	53	0
Opponents	32	680	21.3	49	0

PASSING	ATT	CMP	YARDS	CMP%	YDS/ATT
Newton	368	242	2657	65.8	7.22
Stidham	44	22	256	50.0	5.82
Hoyer	24	15	130	62.5	5.42
Edelman	2	2	38	100.0	19.00
Meyers	2	2	43	100.0	21.50
Patriots	440	273	3124	64.3	7.10
Opponents	494	333	3722	67.4	7.53

SACKS: Winovich 5.5, Butler 4.0, Wise 2.5, Calhoun 2.0, Taylor 2.0, Simon 2.0, Bentley 1.5, Rivers 1.5, Cowart 1.0, Phillips 1.0, Uche 1.0.  
Patriots 24.0, Opponents 37.0

FIELD GOALS	1-19	20-29	30-39	40-49	50+
Folk	0/0	6/6	7/7	11/12	2/3
Patriots	0/0	6/6	7/7	11/12	2/3
Opponents	0/0	8/8	5/5	6/9	3/5

FOLK: (45N) (51N,25G) (33G,23G,32G) (43G) (41G,38G) (40G,41G) (43G,33G) (45G,29G,51G)(20G) (45G,36G) (22G,50G) (32G) (29G) (45G,36G,45G,42G) (45G) (0)

OPPONENTS: (46G) (0) (29G,41N,25G) (23G,39G) (45G,44G,27G,52G,20G,54G) (41G,32G) (28G) (35G,50G) (24G) (36G,46G) (47G,45N) (46G,58R) (35G) (52N) (22G) (0)

## STARTERS

Offense: WR N. Harry (8), J. Meyers (8); LT Isaiah Wynn (9), Justin Herron (4), Jermaine Elumunor (3); LG Joe Thuney (14), Mike Onwenu (1), Isaiah Wynn (1); C David Andrews (12), James Ferentz (2), Joe Thuney (2); RG Shaq Mason (13), Mike Onwenu (3); RT Mike Onwenu (10), Jermaine Elumunor (5); TE Ryan Izzo (12), Devin Asiasi (3), Justin Herron (1); 2nd WR Damier Byrd (14), Julian Edelman (1); QB Cam Newton (15), Brian Hoyer (1); RB Damien Harris (10), Sony Michel (6); FB Jakob Johnson (10); 3rd T Mike Onwenu (2), Justin Herron (1); 3rd WR Gunner Olszewski (2), Jakobi Meyers (1), N'Keal Harry (1).

Defense: LE John Simon (16); DL Lawrence Guy 14, Nick Thurman (1), Adam Butler (1); RE Deatrice Wise Jr. (7), Chase Winovich (6), Tashawn Bower (2), Carl Davis (1); 3rd DL Adam Butler (1); LB Ja'Whuan Bentley (15), Brandon Copeland (4), Terez Hall (4), Anfernee Jennings (4), Chase Winovich (3), Tashawn Bower (1), Josh Uche (1), Tashawn Bower (1); Nickel Kyle Dugger (7), Jonathan Jones (7), Terrence Brooks (1), Dime Terrence Brooks (1), J.C. Jackson (1); LCB Jason McCourt (11), J.C. Jackson (5); RCB Stephon Gilmore (11), J.C. Jackson (5), S Devin McCourt (16); S Adrian Phillips (16).

2020 Coaching Staff: Cam Achord, Special Teams Coordinator; Brian Belichick, Safeties; Steve Belichick, Outside Linebackers; Carmen Brillico, Offensive Line; Troy Brown, Running Backs, Kick Returners; Moses Cabrera, Head Strength and Conditioning; Nick Caley, Tight Ends, Fullbacks; DeMarcus Covington, Defensive Line; Ivan Fears, Running Backs; Jedd Fisch, Quarterbacks; Joe Houston, Special Teams Assistant; Mick Lombardi, Wide Receivers; Deron Mayo, Strength and Conditioning Assistant; Jerod Mayo, Inside Linebackers; Josh McDaniels, Offensive Coordinator; Mike Pellegrino, Cornerbacks; Cole Popovich, Offensive Line.

Pro Bowl (3): Jake Bailey (1), Stephon Gilmore (4), Matthew Slater (9).

	TD	TD%	INT	INT%	LG	SK/YDS	RATING
Patriots	8	2.2	10	2.7	50	31/195	82.9
Opponents	2	4.5	3	6.8	38	4/21	54.7
Patriots	0	0.0	1	4.2	25	2/18	59.4
Opponents	0	0.0	0	0.0	22	0/0	118.8
Patriots	2	100.0	0	0.0	24	0/0	158.3
Opponents	12	2.7	14	3.2	50	37/234	81.1
Patriots	22	4.5	18	3.6	54	24/165	89.3



# 2020 FINAL REGULAR SEASON DEFENSIVE STATISTICS

NAME	TACKLES			SACKS			INTERCEPTIONS				FUMBLES				SPECIAL TEAMS				
	TT	UT	A	S	Yds	QH	Int	Yds	TD	PD	FF	FR	Yds	TD	TT	UT	A	FF	FR
Adrian Phillips	107	74	33	1.0	9.0	1	2	5	0	4	0	0	0	0	2	2	0	0	0
Ja'Whaun Bentley	89	50	39	1.5	11.0	3	0	0	0	2	0	0	0	0	0	0	0	0	0
Jonathan Jones	71	60	11	0.0	0.0	1	2	0	0	6	1	0	0	0	3	0	3	0	0
Devin McCourty	68	45	23	0.0	0.0	0	2	62	1	6	0	0	0	0	0	0	0	0	0
Kyle Dugger	59	40	19	0.0	0.0	0	0	0	0	1	0	0	0	0	5	3	2	0	0
Lawrence Guy	56	37	19	2.0	16.0	7	0	0	0	0	0	1	0	0	0	0	0	0	0
John Simon	53	34	19	2.0	13.0	4	0	0	0	3	0	0	0	0	0	0	0	0	0
Terez Hall	50	34	16	0.0	0.0	0	0	0	0	2	0	0	0	0	0	0	0	0	0
Deatrich Wise Jr.	49	27	22	2.5	11.0	11	0	0	0	0	0	1	0	1	0	0	0	0	0
Chase Winovich	45	32	13	5.5	32.0	12	1	0	0	2	1	0	0	0	4	3	1	0	0
Jason McCourty	41	30	11	0.0	0.0	0	0	0	0	3	0	0	0	0	1	0	1	0	0
J.C. Jackson	40	34	6	0.0	0.0	0	9	80	0	14	0	2	0	0	0	0	0	0	0
Stephon Gilmore	37	30	7	0.0	0.0	0	1	15	0	3	1	0	0	0	0	0	0	0	0
Adam Butler	34	18	16	4.0	31.0	7	0	0	0	2	0	0	0	0	0	0	0	0	0
Byron Cowart	27	14	13	1.0	5.0	3	0	0	0	1	0	0	0	0	0	0	0	0	0
Terrance Brooks	20	15	5	0.0	0.0	1	0	0	0	0	0	0	0	0	3	1	2	0	0
Anfernee Jennings	20	11	9	0.0	0.0	1	0	0	0	0	0	0	0	0	0	0	0	0	0
Shilique Calhoun	18	13	5	2.0	20.0	2	0	0	0	0	2	0	0	0	0	0	0	0	0
Joejuan Williams	14	9	5	0.0	0.0	0	0	0	0	2	0	0	0	0	4	3	1	0	0
Tashawn Bower	11	9	2	0.0	0.0	0	0	0	0	1	0	0	0	0	0	0	0	0	0
Brandon Copeland	10	5	5	0.0	0.0	0	0	0	0	0	0	0	0	0	2	1	1	0	0
Nick Thurman	10	6	4	0.0	0.0	0	0	0	0	0	0	0	0	0	0	0	0	0	0
Myles Bryant	10	8	2	0.0	0.0	0	1	0	0	1	0	0	0	0	2	1	1	0	0
Josh Uche	9	7	2	1.0	7.0	7	0	0	0	0	0	0	0	0	0	0	0	0	0
Akeem Spence	9	3	6	0.0	0.0	0	0	0	0	0	0	0	0	0	0	0	0	0	0
Derek Rivers	4	1	3	1.5	10.0	4	0	0	0	0	0	0	0	0	0	0	0	0	0
Carl Davis	3	3	0	0.0	0.0	0	0	0	0	0	0	0	0	0	0	0	0	0	0
Xavier Williams	2	1	1	0.0	0.0	0	0	0	0	0	0	0	0	0	0	0	0	0	0
Isaiah Mack	1	0	1	0.0	0.0	0	0	0	0	0	0	0	0	0	0	0	0	0	0
Michael Jackson Sr.	1	1	0	0.0	0.0	0	0	0	0	0	0	0	0	0	0	0	0	0	0
Rashod Berry	1	1	0	0.0	0.0	0	0	0	0	0	0	0	0	0	0	0	0	0	0
Gunner Olszewski	0	0	0	0.0	0.0	0	0	0	0	0	0	0	0	0	2	1	1	0	0
Jake Bailey	0	0	0	0.0	0.0	0	0	0	0	0	0	0	0	0	2	1	1	0	0
Matthew Slater	0	0	0	0.0	0.0	0	0	0	0	0	0	0	0	0	7	3	4	0	0
Justin Bethel	0	0	0	0.0	0.0	0	0	0	0	0	0	0	0	0	14	13	1	0	0
Cody Davis	0	0	0	0.0	0.0	0	0	0	0	0	0	0	0	0	9	4	5	0	0
<b>TOTALS</b>	<b>969</b>	<b>652</b>	<b>317</b>	<b>24.0</b>	<b>165.0</b>	<b>64</b>	<b>18</b>	<b>162</b>	<b>1</b>	<b>53</b>	<b>5</b>	<b>4</b>	<b>0</b>	<b>1</b>	<b>60</b>	<b>36</b>	<b>24</b>	<b>0</b>	<b>0</b>

2020  
SEASON

# 2020 MISCELLANEOUS STATISTICS

## FUMBLES - LOST (19-5)

Player	No.	Lost	Own Rec.	O.B.
Damiere Byrd	3	0	0	1
James Ferentz	1	0	0	0
N'Keal Harry	1	1	0	1
Damien Harris	1	0	2	0
Brian Hoyer	1	1	0	0
Ryan Izzo	1	1	0	0
J.C. Jackson	0	0	1	0
Jakob Johnson	1	0	0	0
Dalton Keene	1	0	0	0
Shaq Mason	0	0	1	0
Jakobi Meyers	1	1	0	0
Carn Newton	6	1	3	1
Gunner Olszewski	1	0	1	0
Mike Onwenu	0	0	2	0
James White	1	0	1	0
Isaiah Wynn	0	0	1	0
<b>TOTALS</b>	<b>19</b>	<b>5</b>	<b>12</b>	<b>3</b>

## BLOCKED KICKS

Player	XP	FG	P
Justin Bethel	1	0	0
Cody Davis	0	1	0
<b>Totals</b>	<b>1</b>	<b>1</b>	<b>0</b>

# 2020 GAME-BY-GAME TEAM OFFENSE

		FIRST DOWNS					NET OFFENSE					RUSHING					PASSING					PENALTY		PUNTS	
DATE	OPPONENT	TOTAL	Ru	Pa	Pn	Yds	Plays	Yds	Att	Avg	Net	S/YL	Gross	Att-Cmp	Pct	TD-Int	No	Yds	No	Avg					
09/13	Miami	29	18	8	3	357	63	217	42	5.2	140	2/15	155	19-15	78.9%	0-0	3	47	3	39.7					
09/20	at Seattle	29	5	22	2	464	70	67	25	2.7	397	1/0	397	44-30	68.2%	1-1	2	12	2	56.5					
09/27	Las Vegas	25	14	8	3	406	68	250	38	6.6	156	2/6	162	28-17	60.7%	1-1	2	33	2	47.5					
10/05	at Kansas City	21	8	12	1	357	74	185	35	5.3	172	2/18	190	37-20	54.1%	1-3	4	43	3	52.3					
10/18	Denver	14	5	9	0	288	56	117	25	4.7	171	4/24	195	27-19	70.4%	0-2	1	4	3	48.3					
10/25	San Francisco	17	5	10	2	241	49	94	22	4.3	147	2/15	162	25-15	60.0%	0-4	3	30	2	45.0					
11/01	at Buffalo	20	11	8	1	349	61	188	34	5.5	161	2/13	174	25-15	60.0%	0-0	5	35	4	43.3					
11/09	at N.Y. Jets	30	14	13	3	433	76	159	41	3.9	274	0/0	274	35-27	77.1%	0-0	6	81	1	59.0					
11/15	Baltimore	25	11	10	4	308	58	173	39	4.4	135	1/7	142	18-14	77.8%	2-0	3	18	4	43.3					
11/22	at Houston	22	6	16	0	435	66	86	24	3.6	349	2/16	365	40-26	65.0%	1-0	7	55	3	50.3					
11/29	Arizona	16	8	4	4	179	51	110	30	3.7	69	3/15	84	18-9	50.0%	0-2	6	42	3	56.3					
12/06	at L.A. Chargers	22	12	7	3	291	66	165	43	3.8	126	1/4	130	22-14	63.6%	2-0	3	15	4	49.3					
12/10	at L.A. Rams	10	6	4	0	220	58	107	29	3.7	113	6/33	146	23-14	60.9%	0-1	5	27	6	51.7					
12/20	at Miami	18	7	8	3	303	52	117	22	5.3	186	3/23	209	27-17	63.0%	0-0	2	20	2	46.5					
12/28	Buffalo	11	6	3	2	201	48	145	24	6.0	56	3/22	78	21-9	42.9%	0-0	4	25	7	51.7					
01/03	N.Y. Jets	23	7	15	1	404	63	166	29	5.7	238	3/23	261	31-22	71.0%	4-0	6	47	6	45.3					
Regular Season Totals		332	143	157	32	5236	979	2346	502	4.7	2890	37/234	3124	440-283	64.3%	12-14	62	534	55	48.7					

# 2020 GAME-BY-GAME TEAM DEFENSE

		FIRST DOWNS					NET OFFENSE		RUSHING			PASSING					PENALTY		PUNTS	
DATE	OPPONENT	TOTAL	Ru	Pa	Pn	Yds	Plays	Yds	Att	Avg	Net	S/YL	Gross	Att-Cmp	Pct	TD-Int	No	Yds	No	Avg
09/13	Miami	20	6	11	3	269	58	87	27	3.2	182	1/9	191	30-20	66.7%	0-3	4	35	3	50.7
09/20	at Seattle	22	10	11	1	429	60	154	30	5.1	275	2/13	288	28-21	75.0%	5-1	9	68	4	50.0
09/27	Las Vegas	22	7	13	2	375	56	126	22	5.7	249	2/12	261	32-24	75.0%	2-0	6	40	3	45.3
10/05	at Kansas City	19	5	12	2	323	55	94	25	3.8	229	1/7	236	29-19	65.5%	2-0	4	38	4	60.8
10/18	Denver	15	7	7	1	299	63	135	37	3.6	164	2/25	189	24-10	41.7%	0-2	2	20	2	38.5
10/25	San Francisco	26	13	13	0	467	63	197	37	5.3	270	1/7	277	25-20	80.0%	0-2	6	65	1	45.0
11/01	at Buffalo	22	14	7	1	339	57	190	38	5.0	149	1/5	154	18-11	61.1%	0-1	5	30	3	40.7
11/09	at N.Y. Jets	18	4	12	2	322	44	65	18	3.6	257	1/5	262	25-18	72.0%	3-1	4	32	2	41.5
11/15	Baltimore	19	7	11	1	357	64	115	28	4.1	242	2/7	249	34-24	70.6%	2-1	8	64	3	50.3
11/22	at Houston	21	2	17	2	399	56	55	19	2.9	344	0/0	344	37-28	75.7%	2-0	5	35	4	40.3
11/29	Arizona	23	9	12	2	298	70	138	34	4.1	160	2/10	170	34-23	67.6%	0-1	6	50	3	42.0
12/06	at L.A. Chargers	17	4	12	1	258	71	70	15	4.7	188	3/21	209	53-26	49.1%	0-2	5	30	4	51.5
12/10	at L.A. Rams	17	10	6	1	318	62	186	36	5.2	132	1/5	137	25-16	64.0%	1-1	5	35	6	41.3
12/20	at Miami	26	15	10	1	383	70	250	42	6.0	133	2/12	145	26-20	76.9%	0-1	7	40	3	46.7
12/28	Buffalo	31	11	19	1	474	71	130	31	4.2	344	0/0	344	40-30	75.0%	4-0	3	27	2	56.5
01/03	N.Y. Jets	21	7	14	0	350	62	111	25	4.4	239	3/27	266	34-23	67.6%	1-2	3	30	5	37.4
Regular Season Totals		339	131	187	21	5660	982	2103	464	4.5	3557	24/165	3722	494-333	67.4%	22-18	82	639	52	46.0

# 2020 GAME-BY-GAME PASSING STATISTICS

## CAM NEWTON

DATE	OPPONENT	ATT	CMP	YDS	PCT	TD	LG	INT	S	YDS	RATING
09/13	Miami	19	15	155	78.9%	0	25	0	2	15	100.7
09/20	at Seattle	44	30	397	68.2%	1	49	1	1	0	94.6
09/27	Las Vegas	28	17	162	60.7%	1	27	1	2	6	73.8
10/05	at Kansas City	Placed on Reserve/COVID-19 (10/3); Removed (10/14)									
10/18	Denver	25	17	157	68.0%	0	19	2	4	24	51.6
10/25	San Francisco	15	9	98	60.0%	0	21	3	1	8	39.7
11/01	at Buffalo	25	15	174	60.0%	0	28	0	2	13	81.1
11/09	at N.Y. Jets	35	27	274	77.1%	0	33	0	0	0	99.0
11/15	Baltimore	17	13	118	76.5%	1	26	0	1	7	114.3
11/22	at Houston	40	26	365	65.0%	1	50	0	2	16	102.6
11/29	Arizona	18	9	84	50.0%	0	17	2	3	15	23.6
12/06	at L.A. Chargers	19	12	69	63.2%	1	15	0	1	4	87.4
12/10	at L.A. Rams	16	9	119	56.3%	0	31	1	4	21	53.9
12/20	at Miami	27	17	209	63.0%	0	35	0	3	23	86.8
12/28	Buffalo	10	5	34	50.0%	0	9	0	2	20	57.9
01/03	N.Y. Jets	30	21	242	70.0%	3	31t	0	3	23	127.4
Regular Season Totals		368	242	2657	65.8%	8	50	10	31	195	82.9

## JARRETT STIDHAM

DATE	OPPONENT	ATT	CMP	YDS	PCT	TD	LG	INT	S	YDS	RATING
09/13	Miami				Inactive						
09/20	at Seattle				Inactive						
09/27	Las Vegas				Inactive						
10/05	at Kansas City	13	5	60	38.5%	1	30	2	0	0	39.4
10/18	Denver				Did Not Play						
10/25	San Francisco	10	6	64	60.0%	0	17	1	1	7	39.2
11/01	at Buffalo				Did Not Play						
11/09	at N.Y. Jets				Did Not Play						
11/15	Baltimore				Did Not Play						
11/22	at Houston				Did Not Play						
11/29	Arizona				Did Not Play						
12/06	at L.A. Chargers	3	2	61	66.7%	1	38t	0	0	0	149.3
12/10	at L.A. Rams	7	5	27	71.4%	0	7	0	2	12	77.7
12/20	at Miami				Did Not Play						
12/28	Buffalo	11	4	44	36.4%	0	22	0	1	2	49.1
01/03	N.Y. Jets				Did Not Play						
Regular Season Totals		44	22	256	50.0%	2	38t	3	4	21	54.7

## BRIAN HOYER

DATE	OPPONENT	ATT	CMP	YDS	PCT	TD	LG	INT	S	YDS	RATING
09/13	Miami				Did Not Play						
09/20	at Seattle				Did Not Play						
09/27	Las Vegas				Did Not Play						
10/05	at Kansas City	24	15	130	62.5%	0	25	1	2	18	59.4
10/18	Denver				Inactive						
10/25	San Francisco				Inactive						
11/01	at Buffalo				Inactive						
11/09	at N.Y. Jets				Inactive						
11/15	Baltimore				Inactive						
11/22	at Houston				Inactive						
11/29	Arizona				Inactive						
12/06	at L.A. Chargers				Inactive						
12/10	at L.A. Rams				Inactive						
12/20	at Miami				Inactive						
12/28	Buffalo				Inactive						
01/03	N.Y. Jets				Inactive						
Regular Season Totals		24	15	130	62.5%	0	25	1	2	18	59.4

**Additional Passing Statistics:** Julian Edelman - 2 Attempts, 2 Completions for 38 Yards vs. Denver on 10/18/20; Jakobi Meyers - 1 Attempt, 1 Completions for 24-Yard TD vs. Baltimore on 11/15/20, 1 Attempt, 1 Completion for 16-Yard TD vs. N.Y. Jets on 01/03/21.

# 2020 GAME-BY-GAME RUSHING STATISTICS

2020  
SEASON

## DAMIEN HARRIS

DATE	OPPONENT	NO	YDS	AVG	LG	TD
09/13	Miami					
09/20	at Seattle					
09/27	Las Vegas	Activated to 53-man roster (10/5)				
10/05	at Kansas City	17	100	5.9	41	0
10/18	Denver	6	19	3.2	6	0
10/25	San Francisco	10	58	5.8	12	0
11/01	at Buffalo	16	102	6.4	22t	1
11/09	at N.Y. Jets	14	71	5.1	21	0
11/15	Baltimore	22	121	5.5	25	0
11/22	at Houston	11	43	3.9	9t	1
11/29	Arizona	14	47	3.4	18	0
12/06	at L.A. Chargers	16	80	5.0	12	0
12/10	at L.A. Rams	11	50	4.5	12	0
12/20	at Miami	Inactive				
12/28	Buffalo	Inactive				
01/03	N.Y. Jets	Placed on IR (1/2)				
Regular Season Totals		137	691	5.0	41	2

## CAM NEWTON

NO	YDS	AVG	LG	TD
15	75	5.0	12	2
11	47	4.3	13	2
9	27	3.0	21	0
Reserve/COVID-19 (10/3); Removed (10/14)				
10	76	7.6	38	1
5	19	3.8	6	0
9	54	6.0	19	1
10	16	1.6	5t	2
11	21	1.9	8	1
3	6	2.0	5	0
9	46	5.1	14	0
14	48	3.4	14	2
7	16	2.3	7	0
9	38	4.2	11	0
4	24	6.0	9t	1
11	79	7.2	49	0
137	592	4.3	49	12

## SONY MICHEL

NO	YDS	AVG	LG	TD
10	37	3.7	7	1
7	19	2.7	5	0
9	117	13.0	48	0
Placed on IR (10/5)				
Activated to 53-man Roster (11/21)				
Inactive				
0	0	0.0	0	0
10	35	3.5	10	0
7	22	3.1	8	0
10	74	7.4	17	0
10	69	6.9	29	0
16	76	4.8	13	0
79	449	5.7	48	1

## REX BURKHEAD

DATE	OPPONENT	NO	YDS	AVG	LG	TD
09/13	Miami	7	32	4.6	15	0
09/20	at Seattle	6	2	0.3	3	0
09/27	Las Vegas	6	49	8.2	17	2
10/05	at Kansas City	11	45	4.1	18	0
10/18	Denver	5	14	2.8	7	0
10/25	San Francisco	4	12	3.0	5	0
11/01	at Buffalo	6	26	4.3	10	0
11/09	at N.Y. Jets	12	56	4.7	10	1
11/15	Baltimore	6	31	5.2	9	0
11/22	at Houston	4	7	1.8	4	0
11/29	Arizona	Placed on IR (11/28)				
12/06	at L.A. Chargers					
12/10	at L.A. Rams					
12/20	at Miami					
12/28	Buffalo					
01/03	N.Y. Jets					
Regular Season Totals		67	274	4.1	18	3

## JAMES WHITE

NO	YDS	AVG	LG	TD
5	22	4.4	7	0
Inactive				
Inactive				
3	21	7.0	10	0
4	8	2.0	3	0
0	0	0.0	0	0
2	0	0.0	0	0
2	0	0.0	0	0
0	0	0.0	0	0
5	19	3.8	8	0
5	18	3.6	7t	2
0	0	0.0	0	0
3	16	5.3	9	0
2	3	1.5	4	0
4	14	3.5	8	0
0	0	0.0	0	0
35	121	3.5	10	2

## J.J. TAYLOR

NO	YDS	AVG	LG	TD
4	28	7.0	11	0
1	-1	-1.0	-1	0
11	43	3.9	9	0
Did Not Play				
Inactive				
Inactive				
Did Not Play				
Inactive				
Inactive				
Inactive				
Inactive				
1	2	2.0	2	0
6	38	6.3	28	0
0	0	0.0	0	0
23	110	4.8	28	0

## GUNNER OLSZEWSKI

DATE	OPPONENT	NO	YDS	AVG	LG	TD
09/13	Miami					
09/20	at Seattle					
09/27	Las Vegas	Activated to 53-man roster (10/5)				
10/05	at Kansas City	0	0	0.0	0	0
10/18	Denver	0	0	0.0	0	0
10/25	San Francisco	0	0	0.0	0	0
11/01	at Buffalo	1	6	6.0	6	0
11/09	at N.Y. Jets	3	16	5.3	12	0
11/15	Baltimore	0	0	0.0	0	0
11/22	at Houston	0	0	0.0	0	0
11/29	Arizona	1	1	1.0	1	0
12/06	at L.A. Chargers	0	0	0.0	0	0
12/10	at L.A. Rams	0	0	0.0	0	0
12/20	at Miami	0	0	0.0	0	0
12/28	Buffalo	0	0	0.0	0	0
01/03	N.Y. Jets	0	0	0.0	0	0
Regular Season Totals		5	23	4.6	18	0

## JULIAN EDELMAN

NO	YDS	AVG	LG	TD
1	23	23.0	23	0
0	0	0.0	0	0
1	-1	-1.0	-1	0
0	0	0.0	0	0
0	0	0.0	0	0
0	0	0.0	0	0
Placed on IR (10/31)				
2	22	11.0	10	0

## ISAIAH ZUBER

NO	YDS	AVG	LG	TD
Elevated to 53 (9/26, 10/5, 10/17, 10/31)				
1	13	13.0	13	0
1	8	8.0	8	0
0	0	0.0	0	0
Reverted (9/28, 10/6, 10/19; 11/02)				
0	0	0.0	0	0
2	21	10.5	28	0

# 2020 GAME-BY-GAME RUSHING STATISTICS

2020  
SEASON

DAMIERE BYRD							JAKOBI MEYERS						BRIAN HOYER					
DATE	OPPONENT	NO	YDS	AVG	LG	TD	NO	YDS	AVG	LG	TD	NO	YDS	AVG	LG	TD		
09/13	Miami	0	0	0.0	0	0	0	0	0.0	0	0							
09/20	at Seattle	0	0	0.0	0	0	0	0	0.0	0	0							
09/27	Las Vegas	0	0	0.0	0	0	0	0	0.0	0	0							
10/05	at Kansas City	0	0	0.0	0	0	Inactive						1	8	8.0	8	0	
10/18	Denver	0	0	0.0	0	0	Did Not Play											
10/25	San Francisco	0	0	0.0	0	0	1	2	2.0	2	0							
11/01	at Buffalo	0	0	0.0	0	0	0	0	0.0	0	0							
11/09	at N.Y. Jets	0	0	0.0	0	0	0	0	0.0	0	0							
11/15	Baltimore	0	0	0.0	0	0	0	0	0.0	0	0							
11/22	at Houston	1	11	11.0	11	0	0	0	0.0	0	0							
11/29	Arizona	0	0	0.0	0	0	0	0	0.0	0	0							
12/06	at L.A. Chargers	0	0	0.0	0	0	0	0	0.0	0	0							
12/10	at L.A. Rams	0	0	0.0	0	0	0	0	0.0	0	0							
12/20	at Miami	0	0	0.0	0	0	0	0	0.0	0	0							
12/28	Buffalo	0	0	0.0	0	0	0	0	0.0	0	0							
01/03	N.Y. Jets	1	4	4.0	4	0	1	7	7.0	7	0							
Regular Season Totals		2	15	7.5	11	0	2	9	4.5	7	0	1	8	8.0	8	0		

JARRETT STIDHAM							DONTÉ MONCRIEF						N'KEAL HARRY					
DATE	OPPONENT	NO	YDS	AVG	LG	TD	NO	YDS	AVG	LG	TD	NO	YDS	AVG	LG	TD		
09/13	Miami						Inactive						0	0	0.0	0	0	
09/20	at Seattle						Inactive						0	0	0.0	0	0	
09/27	Las Vegas						Inactive						1	2	2.0	2	0	
10/05	at Kansas City	2	3	1.5	2	0						0	0	0.0	0	0		
10/18	Denver						Did Not Play						0	0	0.0	0	0	
10/25	San Francisco	2	3	1.5	6	0						0	0	0.0	0	0		
11/01	at Buffalo						Signed to PS (11/4)						Inactive					
11/09	at N.Y. Jets						Elevated to 53 (11/21; 11/28); Reverted (11/23; 11/30)						Inactive					
11/15	Baltimore						Signed to 53-man Roster (12/6)						0	0	0.0	0	0	
11/22	at Houston						0	0	0.0	0	0	0	0	0.0	0	0		
11/29	Arizona						0	0	0.0	0	0	1	-2	0.0	-2	0		
12/06	at L.A. Chargers	2	-2	-1.0	-1	0	1	4	4.0	4	0	0	0	0.0	0	0		
12/10	at L.A. Rams	1	3	3.0	3	0	0	0	0.0	0	0	0	0	0.0	0	0		
12/20	at Miami						Inactive						0	0	0.0	0	0	
12/28	Buffalo	0	0	0.0	0	0	0	0	0.0	0	0	0	0	0.0	0	0		
01/03	N.Y. Jets						0	0	0.0	0	0	0	0	0.0	0	0		
Regular Season Totals		7	7	1.0	6	0	1	4	4.0	4	0	2	0	0.0	2	0		

# 2020 GAME-BY-GAME RECEIVING STATISTICS

2020  
SEASON

## JAKOBI MEYERS

DATE	OPPONENT	NO	YDS	AVG	LG	TD
09/13	Miami	0	0	0.0	0	0
09/20	at Seattle	1	7	7.0	7	0
09/27	Las Vegas	0	0	0.0	0	0
10/05	at Kansas City	Inactive				
10/18	Denver	Did Not Play				
10/25	San Francisco	4	60	15.0	21	0
11/01	at Buffalo	6	58	9.7	16	0
11/09	at N.Y. Jets	12	169	14.1	33	0
11/15	Baltimore	5	59	11.8	26	0
11/22	at Houston	3	38	12.7	20	0
11/29	Arizona	5	52	10.4	17	0
12/06	at L.A. Chargers	2	15	7.5	15	0
12/10	at L.A. Rams	4	47	11.8	31	0
12/20	at Miami	7	111	15.9	35	0
12/28	Buffalo	4	45	11.3	22	0
01/03	N.Y. Jets	6	68	11.3	18	0
Regular Season Totals		59	729	12.4	35	0

## JAMES WHITE

NO	YDS	AVG	LG	TD
3	30	10.0	11	0
Inactive				
Inactive				
7	38	5.4	15	0
8	65	8.1	22	0
1	3	3.0	3	0
2	35	17.5	28	0
4	24	6.0	11	0
2	8	4.0	4	0
6	64	10.7	34	0
1	-1	-1.0	-1	0
3	1	0.3	3	0
1	2	2.0	2	0
4	52	13.0	21	0
3	23	7.7	10	0
4	31	7.8	12	1
49	375	7.7	34	1

## DAMIERE BYRD

NO	YDS	AVG	LG	TD
0	0	0.0	0	0
6	72	12.0	20	0
3	27	9.0	23	0
5	80	16.0	30	0
3	38	12.7	19	0
1	16	16.0	16	0
3	39	13.0	22	0
5	65	13.0	31	0
0	0	0.0	0	0
6	132	22.0	42t	1
3	33	11.0	17	0
2	16	8.0	9	0
5	48	9.6	25	0
3	24	8.0	23	0
1	7	7.0	7	0
1	7	7.0	7	0
47	604	12.9	42t	1

## N'KEAL HARRY

DATE	OPPONENT	NO	YDS	AVG	LG	TD
09/13	Miami	5	39	7.8	13	0
09/20	at Seattle	8	72	9.0	17	0
09/27	Las Vegas	2	34	17.0	27	0
10/05	at Kansas City	3	21	7.0	9	1
10/18	Denver	0	0	0.0	0	0
10/25	San Francisco	1	6	6.0	6	0
11/01	at Buffalo	Inactive				
11/09	at N.Y. Jets	Inactive				
11/15	Baltimore	0	0	0.0	0	0
11/22	at Houston	5	41	8.2	13	0
11/29	Arizona	0	0	0.0	0	0
12/06	at L.A. Chargers	2	15	7.5	10	1
12/10	at L.A. Rams	3	49	16.3	30	0
12/20	at Miami	1	12	12.0	12	0
12/28	Buffalo	1	3	3.0	3	0
01/03	N.Y. Jets	2	17	8.5	10	0
Regular Season Totals		33	309	9.4	30	2

## REX BURKHEAD

NO	YDS	AVG	LG	TD
0	0	0.0	0	0
4	47	11.8	19	0
7	49	7.0	15	1
1	5	5.0	5	0
0	0	0.0	0	0
3	35	11.7	17	0
1	5	5.0	5	0
3	11	3.7	5	0
4	35	8.8	24t	2
2	5	2.5	7	0
Placed on IR (11/28)				
25	192	7.7	24t	3

## JULIAN EDELMAN

NO	YDS	AVG	LG	TD
5	57	11.4	16	0
8	179	22.4	49	0
2	23	11.5	15	0
3	35	11.7	19	0
2	8	4.0	10	0
1	13	13.0	13	0
Placed on IR (10/31)				
21	315	15.0	49	0

## RYAN IZZO

DATE	OPPONENT	NO	YDS	AVG	LG	TD
09/13	Miami	1	25	25.0	25	0
09/20	at Seattle	2	19	9.5	16	0
09/27	Las Vegas	0	0	0.0	0	0
10/05	at Kansas City	0	0	0.0	0	0
10/18	Denver	3	38	12.7	16	0
10/25	San Francisco	1	8	8.0	8	0
11/01	at Buffalo	2	24	12.0	15	0
11/09	at N.Y. Jets	0	0	0.0	0	0
11/15	Baltimore	1	20	20.0	20	0
11/22	at Houston	2	59	29.5	50	0
11/29	Arizona	0	0	0.0	0	0
12/06	at L.A. Chargers	1	6	6.0	6	0
12/10	at L.A. Rams	Placed on IR (12/10)				
12/20	at Miami					
12/28	Buffalo					
01/03	N.Y. Jets					
Regular Season Totals		13	199	15.3	50	0

## JAKOB JOHNSON

NO	YDS	AVG	LG	TD
0	0	0.0	0	0
1	1	1.0	1t	1
1	6	6.0	6	0
0	0	0.0	0	0
0	0	0.0	0	0
1	1	1.0	1	0
0	0	0.0	0	0
2	6	3.0	6	0
2	20	10.0	12	0
0	0	0.0	0	0
0	0	0.0	0	0
0	0	0.0	0	0
1	1	1.0	1	0
0	0	0.0	0	0
0	0	0.0	0	0
0	0	0.0	0	0
8	35	4.4	12	1

## SONY MICHEL

NO	YDS	AVG	LG	TD
0	0	0.0	0	0
0	0	0.0	0	0
2	23	11.5	14	0
Placed on IR (10/5)				
Activated to 53-man Roster (11/21)				
Inactive				
0	0	0.0	0	0
1	23	23.0	23	0
0	0	0.0	0	0
1	8	8.0	8	0
0	0	0.0	0	0
3	60	20.0	31t	1
7	114	16.3	31t	1

# 2020 GAME-BY-GAME RECEIVING STATISTICS

GUNNER OLSZEWSKI							DAMIEN HARRIS						DALTON KEENE					
DATE	OPPONENT	NO	YDS	AVG	LG	TD	NO	YDS	AVG	LG	TD	NO	YDS	AVG	LG	TD		
09/13	Miami												Inactive					
09/20	at Seattle												Inactive					
09/27	Las Vegas	Activated to 53-man roster (10/5)					Activated to 53-man roster (10/5)						Inactive					
10/05	at Kansas City	1	11	11.0	11	0	0	0	0.0	0	0		Inactive					
10/18	Denver	0	0	0.0	0	0	1	14	14.0	14	0		Inactive					
10/25	San Francisco	0	0	0.0	0	0	1	12	12.0	12	0	1	8	8.0	8	0		
11/01	at Buffalo	0	0	0.0	0	0	0	0	0.0	0	0		Inactive					
11/09	at N.Y. Jets	1	-1	-1.0	-1	0	0	0	0.0	0	0		Inactive					
11/15	Baltimore	0	0	0.0	0	0	0	0	0.0	0	0		Placed on IR (11/10)					
11/22	at Houston	0	0	0.0	0	0	1	11	11.0	11	0							
11/29	Arizona	0	0	0.0	0	0	0	0	0.0	0	0		Activated to 53-man Roster (12/6)					
12/06	at L.A. Chargers	1	38	38.0	38t	1	1	15	15.0	15	0	0	0	0.0	0	0		
12/10	at L.A. Rams	0	0	0.0	0	0	1	0	0.0	0	0	0	0	0.0	0	0		
12/20	at Miami	0	0	0.0	0	0		Inactive				1	2	2.0	2	0		
12/28	Buffalo	0	0	0.0	0	0		Inactive				0	0	0.0	0	0		
01/03	N.Y. Jets	2	14	7.0	12	0		Inactive				1	6	6.0	6	0		
Regular Season Totals		5	62	12.4	38t	1	5	52	10.4	15	0	3	16	5.3	8	0		

DEVIN ASIASI							CAM NEWTON						ISAIAH ZUBER					
DATE	OPPONENT	NO	YDS	AVG	LG	TD	NO	YDS	AVG	LG	TD	NO	YDS	AVG	LG	TD		
09/13	Miami	0	0	0.0	0	0	0	0	0.0	0	0							
09/20	at Seattle	0	0	0.0	0	0	0	0	0.0	0	0		Elevated to 53 (9/26, 10/5, 10/17, 10/31)					
09/27	Las Vegas	0	0	0.0	0	0	0	0	0.0	0	0	0	0	0.0	0	0		
10/05	at Kansas City	0	0	0.0	0	0	0	0	0.0	0	0	0	0	0.0	0	0		
10/18	Denver	0	0	0.0	0	0	1	16	16.0	16	0	1	16	16.0	16	0		
10/25	San Francisco		Inactive				0	0	0.0	0	0		Reverted (9/28, 10/6, 10/19; 11/2)					
11/01	at Buffalo		Inactive				0	0	0.0	0	0	1	13	13.0	13	0		
11/09	at N.Y. Jets		Placed on IR (11/3)				0	0	0.0	0	0							
11/15	Baltimore						0	0	0.0	0	0							
11/22	at Houston						0	0	0.0	0	0							
11/29	Arizona						0	0	0.0	0	0							
12/06	at L.A. Chargers	Activated to 53-man roster (12/10)					0	0	0.0	0	0							
12/10	at L.A. Rams	0	0	0.0	0	0	0	0	0.0	0	0							
12/20	at Miami	0	0	0.0	0	0	0	0	0.0	0	0							
12/28	Buffalo	0	0	0.0	0	0	0	0	0.0	0	0							
01/03	N.Y. Jets	2	39	19.5	26t	1	1	19	19.0	19t	1							
Regular Season Totals		2	39	19.5	26t	1	2	35	17.5	19t	1	2	29	14.5	16	0		

DONTÉ MONCRIEF							J.J. TAYLOR						JORDAN THOMAS					
DATE	OPPONENT	NO	YDS	AVG	LG	TD	NO	YDS	AVG	LG	TD	NO	YDS	AVG	LG	TD		
09/13	Miami						1	4	4.0	4	0							
09/20	at Seattle						0	0	0.0	0	0							
09/27	Las Vegas						0	0	0.0	0	0							
10/05	at Kansas City							Did Not Play					2020 Totals with ARZ:					
10/18	Denver							Inactive				1	3	3.0	3t	1		
10/25	San Francisco							Inactive					Claimed from ARZ (11/10)					
11/01	at Buffalo							Did Not Play					Inactive					
11/09	at N.Y. Jets	Signed to PS (11/5)						Inactive					Inactive					
11/15	Baltimore	Elevated to 53 (11/21; 11/28); Reverted (11/23; 11/30)						Inactive					Inactive					
11/22	at Houston	1	15	15.0	15	0		Inactive				0	0	0.0	0	0		
11/29	Arizona	0	0	0.0	0	0		Inactive				0	0	0.0	0	0		
12/06	at L.A. Chargers	0	0	0.0	0	0		Inactive					Inactive					
12/10	at L.A. Rams	0	0	0.0	0	0		Inactive					Inactive					
12/20	at Miami		Inactive				0	0	0.0	0	0		Inactive					
12/28	Buffalo	0	0	0.0	0	0	0	0	0.0	0	0		Placed on Reserve/COVID-19 (12/26)					
01/03	N.Y. Jets	0	0	0.0	0	0	0	0	0.0	0	0		Released (12/30)					
Regular Season Totals		1	15	15.0	15	0	1	4	4.0	4	0	0	0	0.0	0	0		

2020  
SEASON



## 2020 SEASON

254

# 2020 SEASON

BYRON COWART													CARL DAVIS													CODY DAVIS												
DATE	OPPONENT	TT	UT	A	S	YDS	QH	INT	YDS	PD	FF	SPT	TT	UT	A	S	YDS	QH	INT	YDS	PD	FF	SPT	TT	UT	A	S	YDS	QH	INT	YDS	PD	FF	SPT				
09/13	Miami	2	1	1																				0	0	0								1				
09/20	at Seattle	2	1	1																				0	0	0								1				
09/27	Las Vegas	1	1	0																				0	0	0								1				
10/05	at Kansas City	3	0	3									Signed to 53-man roster from Jacksonville PS (10/17)										Placed on Injured Reserve (10/5)															
10/18	Denver	Placed on Reserve/COVID-19 (10/12); Removed (10/19)											Inactive																									
10/25	San Francisco	3	2	1									Inactive										Activated to 53-man Roster (10/31)															
11/01	at Buffalo	4	2	2		1							Inactive										0	0	0													
11/09	at N.Y. Jets	2	1	1									1	1	0									0	0	0								1				
11/15	Baltimore	2	1	1									2	2	0									0	0	0												
11/22	at Houston	4	2	2									0	0	0									0	0	0								1				
11/29	Arizona	Inactive											Placed on Injured Reserve (11/28)										0	0	0									1				
12/06	at L.A. Chargers	0	0	0		1				1													0	0	0													
12/10	at L.A. Rams	2	1	1	1.0	5.0	1																0	0	0													
12/20	at Miami	1	1	0																			0	0	0													
12/28	Buffalo	1	1	0																			0	0	0								3					
01/03	N.Y. Jets	0	0	0																			0	0	0													
Regular Season Totals		27	14	13	1.0	5.0	3	0	0	1	0	0	3	3	0	0.0	0.0	0	0	0	0	0	0	0	0	0	0.0	0.0	0	0	0	0	0	0	9			

KYLE DUGGER														STEPHON GILMORE														LAWRENCE GUY													
DATE	OPPONENT	TT	UT	A	S	YDS	QH	INT	YDS	PD	FF	FR	SPT	TT	UT	A	S	YDS	QH	INT	YDS	PD	FF	FR	SPT	TT	UT	A	S	YDS	QH	INT	YDS	PD	FF	FR	SPT				
09/13	Miami	0	0	0										5	4	1				1	15	1				4	3	1													
09/20	at Seattle	5	3	2									1	3	3	0										2	2	0			2										
09/27	Las Vegas	1	1	0										0	0	0						1				5	0	5			1					1					
10/05	at Kansas City	4	3	1										3	3	0						1				3	3	0													
10/18	Denver	5	4	1										3	2	1										0	0	0													
10/25	San Francisco													6	3	3										4	2	2	1.0		7.0	1									
11/01	at Buffalo								Inactive																	4	3	1			1										
11/09	at N.Y. Jets	1	0	1					Inactive																																
11/15	Baltimore	12	7	5																																					
11/22	at Houston	6	4	2										6	4	2										6	4	2			1										
11/29	Arizona	4	3	1										4	4	0										6	4	2													
12/06	at L.A. Chargers	5	3	2									1	1	1	0										3	2	1	1.0		9.0	1									
12/10	at L.A. Rams	3	2	1										4	4	0										4	3	1													
12/20	at Miami	4	3	1						1			1	2	2	0										7	4	3													
12/28	Buffalo	4	2	2									1																												
01/03	N.Y. Jets	5	5	0									1													5	5	0													
Regular Season Totals		59	40	19	0.0	0.0	0	0	0	0	1	0	0	5	37	30	7	0.0	0.0	0	1	15	3	1	0	56	37	19	2.0	16.0	7	0	0	0	0	1	0				

TEREZ HALL													J.C. JACKSON													ANFERNEE JENNINGS												
DATE	OPPONENT	TT	UT	A	S	YDS	QH	INT	YDS	PD	FF	SPT	TT	UT	A	S	YDS	QH	INT	YDS	PD	FF	SPT	TT	UT	A	S	YDS	QH	INT	YDS	PD	FF	SPT				
09/13	Miami												2	2	0					1	0	2			1	1	0											
09/20	at Seattle												2	1	1									0	0	0												
09/27	Las Vegas												5	5	0						1	1																
10/05	at Kansas City												2	2	0							1	1		1	0	1											
10/18	Denver												1	1	0					1	30	2			3	1	2											
10/25	San Francisco					Elevated to 53-man roster (11/09); reverted to PS (11/10)							1	1	0						1	0	1		5	3	2											
11/01	at Buffalo					Elevated to 53 (11/14); Reverted (11/16); Signed to 53 (11/21)							5	3	2						1	25	1		0	0	0											
11/09	at N.Y. Jets	6	1	5									1	1	0					1	0	2		1	0	1												
11/15	Baltimore	10	8	2									0	0	0					1	0	1		1	1	0												
11/22	at Houston	4	1	3									1	1	0									0	0	0												
11/29	Arizona	8	6	2									2	2	0									0	0	0												
12/06	at L.A. Chargers	5	2	3						2			3	1	2					1	3	1		2	1	1			1									
12/10	at L.A. Rams	0	0	0									2	2	0									1	1	0												
12/20	at Miami	13	12	1									4	3	1					1	5	1		3	1	2												
12/28	Buffalo	4	4	0									5	5	0									2	2	0												
01/03	N.Y. Jets					Inactive							4	4	0																							
Regular Season Totals		50	34	16	0.0	0.0	0.0	0.0	0.0	2	0	2	0	0	0	0	40	34	6.0	0.0	0.0	0.0	9	80	14	0	2	0	20	11	9	0.0	0.0	1	0	0	0	0

## 2020 SEASON

[illegible]

DEVIN MCCOURTY														JASON MCCOURTY														ADRIAN PHILLIPS													
DATE	OPPONENT	TT	UT	A	S	YDS	QH	INT	YDS	PD	FF	FR	SPT	TT	UT	A	S	YDS	QH	INT	YDS	PD	FF	FR	SPT	TT	UT	A	S	YDS	QH	INT	YDS	PD	FF	FR	SPT				
09/13	Miami	5	3	2										1	1	0										9	8	1					1	5	1						
09/20	at Seattle	1	1	0					1	43	1			3	3	0										6	3	3													
09/27	Las Vegas	3	1	2							2			4	3	1										8	5	3													
10/05	at Kansas City	2	1	1										5	3	2										2	1	1													
10/18	Denver	5	5	0										1	1	0										10	4	6								1					
10/25	San Francisco	8	6	2				1	19	1				4	1	3										7	6	1													
11/01	at Buffalo	6	4	2										4	4	0						1				4	1	3								1					
11/09	at N.Y. Jets	3	1	2							1			3	2	1										8	7	1													
11/15	Baltimore	4	2	2							1			4	4	0						1				5	3	2													
11/22	at Houston	3	3	0										2	1	1										6	4	2						1							
11/29	Arizona	3	2	1										3	3	0										5	5	0				1	0	1							
12/06	at L.A. Chargers	4	2	2										2	1	1						1		1		12	7	5													
12/10	at L.A. Rams	4	3	1										0	0	0										10	8	2							1						
12/20	at Miami	5	2	3										0	0	0										7	6	1	1.0	9.0	1										
12/28	Buffalo	6	4	2										3	2	1										7	5	2													
01/03	N.Y. Jets	6	5	1										2	1	1										1	1	0													
Regular Season Totals		68	45	23	0.0	0.0	0	2	62	6	0	0	0	41	30.1	0.0	0.0	0	0	0	0	0	0	0	0	107	74	33	1.0	9.0	1	2	5	4	0	0	2				

DEREK RIVERS														JOHN SIMON														AKEEM SPENCE													
DATE	OPPONENT	TT	UT	A	S	YDS	QH	INT	YDS	PD	FF	FR	SPT	TT	UT	A	S	YDS	QH	INT	YDS	PD	FF	FR	SPT	TT	UT	A	S	YDS	QH	INT	YDS	PD	FF	FR	SPT				
09/13	Miami	1	1	0	1.0	9.0	1							4	2	2			2																						
09/20	at Seattle	2	0	2	0.5	1.0	1							8	5	3																									
09/27	Las Vegas	0	0	0			1							2	1	1																									
10/05	at Kansas City	0	0	0										3	3	0																									
10/18	Denver	Placed on Reserve/COVID-19 (10-17); Removed (10/21)												4	2	2	1.0	13.0	1																						
10/25	San Francisco	1	0	1										2	1	1																									
11/01	at Buffalo	0	0	0										5	4	1								1																	
11/09	at N.Y. Jets	0	0	0			1							1	0	1										Signed to Practice Squad (11/21)															
11/15	Baltimore	0	0	0										5	3	2	1.0	0.0	1				1			Elevated to 53 from PS (12/28); Reverted (12/29)															
11/22	at Houston	Released (11/21)												1	1	0							1			Signed to 53 from PS (12/6)															
11/29	Arizona													4	2	2										3	1	2													
12/06	at L.A. Chargers													2	1	1										1	1	0													
12/10	at L.A. Rams													4	4	0										1	0	1													
12/20	at Miami													4	3	1										0	0	0													
12/28	Buffalo													3	2	1										2	1	1													
01/03	N.Y. Jets													1	0	1										2	0	2													
Regular Season Totals		4	1	3	1.5	10.0	4	0	0	0	0	0	0	53	34	19	2.0	13.0	4	0	0	0	0	0	0	9	3	6	0.0	0.0	0	0	0	0	0	0	0	0			

# 2020 SEASON

NICK THURMAN														JOSH UCHE														JOEJUAN WILLIAMS													
DATE	OPPONENT	TT	UT	A	S	YDS	QH	INT	YDS	PD	FF	FR	SPT	TT	UT	A	S	YDS	QH	INT	YDS	PD	FF	FR	SPT	TT	UT	A	S	YDS	QH	INT	YDS	PD	FF	FR	SPT				
09/13	Miami	Elevated to 53 from PS (9/19, 9/26, 10/17, 10/24)													Inactive													2 2 0 0 1													
09/20	at Seattle	1 1 0													Inactive													0 0 0													
09/27	Las Vegas	0 0 0													Placed on Injured Reserve (9/26)													0 0 0													
10/05	at Kansas City	Reverted (9/21, 9/28, 10/19, 10/26); Signed to 53 (10/31)																										0 0 0													
10/18	Denver	2 1 1																										0 0 0													
10/25	San Francisco	1 1 0													Activated to 53-man Roster (10/31)													0 0 0													
11/01	at Buffalo	2 2 0													1 1 0													1 0 1													
11/09	at N.Y. Jets	1 0 1													0 0 0													1 1 0													
11/15	Baltimore	Released (11/14); Signed to PS (11/18)													1 1 0 1.0 7.0 1													0 0 0													
11/22	at Houston														1 1 0													2 1 1													
11/29	Arizona														0 0 0													0 0 0													
12/06	at L.A. Chargers														0 0 0													3 2 2 0													
12/10	at L.A. Rams														2 2 0													1 0 0 0													
12/20	at Miami	Elevated to 53 from PS (12/28); Reverted (12/29)													2 1 1													Inactive													
12/28	Buffalo	3 1 2													2 1 1													1 1 0													
01/03	N.Y. Jets														Placed on Injured Reserve (12/31)													5 2 3													
Regular Season Totals		10	6	4	0.0	0.0	0	0	0	0	0	0	0	9	7	2	1.0	7.0	7	0	0	0	0	0	0	14	9	5	0.0	0.0	0	0	0	2	0	0	1				

XAVIER WILLIAMS														CHASE WINOVICH														DEATRICH WISE JR.													
DATE	OPPONENT	TT	UT	A	S	YDS	QH	INT	YDS	PD	FF	FR	SPT	TT	UT	A	S	YDS	QH	INT	YDS	PD	FF	FR	SPT	TT	UT	A	S	YDS	QH	INT	YDS	PD	FF	FR	SPT				
09/13	Miami	2	1	1										5	4	1		1								1	0	1			1										
09/20	at Seattle					Elevated to 53-man roster from PS (9/12); Reverted (9/14)																						1	0	1			1								
09/27	Las Vegas					Released from PS (10/2)																							1	5	3	2	0.5	3.0	1				1		
10/05	at Kansas City													4	2	2	1.0	7.0	1									4	3	1											
10/18	Denver													1	1	0												6	2	4											
10/25	San Francisco													0	0	0												0	0												
11/01	at Buffalo													0	0	0									1		4	1	3												
11/09	at N.Y. Jets													4	2	2								1		6	4	2	1.0	5.0	2										
11/15	Baltimore													7	6	1												2	0	2											
11/22	at Houston													2	0	2												0	0	0			1								
11/29	Arizona													5	5	0	1.0	1.0										3	2	1											
12/06	at L.A. Chargers													1	0	1			2	1	0	1		2			2	2	0	1.0	3.0	2									
12/10	at L.A. Rams													2	2	0												5	1	4			1								
12/20	at Miami													0	0	0		1										2	1	1											
12/28	Buffalo													3	3	0												4	4	0											
01/03	N.Y. Jets													6	4	2	2.0	17.0	3				1					4	4	0			2								
Regular Season Totals		2	1	1	0.0	0.0	0	0	0	0	0	0	0	45	32	13	5.5	32.0	12	1	0	2	1	0	4	49	27	22	2.5	11.0	11	0	0	0	0	1	0				

**MISC. DEFENSIVE STATS:**

	<i>Tkl</i>	<i>Ast</i>	<i>FF</i>	<i>FR</i>		<i>Tkl</i>	<i>Ast</i>	<i>FF</i>	<i>FR</i>
Damiere Byrd	1	0	0	0	Shaq Mason	1	0	0	1
Julian Edelman	1	1	0	0	Jakobi Meyers	2	0	0	0
Jermaine Eluemunor	1	0	0	0	Cam Newton	0	0	0	3
Damien Harris	0	0	0	2	Mike Onwenu	0	0	0	2
N'Keal Harry	1	0	0	0	Joe Thuney	1	0	0	0
Justin Herron	1	0	0	0	James White	1	0	0	1
Ryan Izzo	1	0	0	0	Isaiah Wynn	0	0	0	1
Dalton Kenne	1	0	0	0	Isaiah Zuber	0	1	0	0
					<b>Totals</b>	<b>12</b>	<b>2</b>	<b>0</b>	<b>10</b>

# 2020 GAME-BY-GAME SPECIAL TEAMS STATISTICS

## ADDITIONAL SPECIAL TEAMS TACKLES

DATE	OPP.	J. Bailey G. Olszewski M. Slater		
		TT-UT-A	TT-UT-A	TT-UT-A
09/13	MIA	0-0-0		0-0-0
09/20	at SEA	1-0-1		1-0-1
09/27	LV	0-0-0	Act. to 53 (10/5)	0-0-0
10/05	at KC	0-0-0	0-0-0	0-0-0
10/18	DEN	0-0-0	0-0-0	0-0-0
10/25	SF	0-0-0	1-1-0	0-0-0
11/01	at BUF	0-0-0	0-0-0	1-0-1
11/09	at NYJ	0-0-0	0-0-0	2-1-1
11/15	BAL	0-0-0	0-0-0	0-0-0
11/22	at HOU	0-0-0	0-0-0	1-0-1
11/29	ARZ	0-0-0	0-0-0	0-0-0
12/06	at LAC	1-0-1	1-0-1	0-0-0
12/10	at LAR	0-0-0	0-0-0	0-0-0
12/20	at MIA	0-0-0	0-0-0	0-0-0
12/28	BUF	0-0-0	0-0-0	0-0-0
01/03	NYJ	0-0-0	0-0-0	2-2-0
Regular Season Totals		2-0-2	2-1-1	7-3-4

2020  
SEASON

## 2020 KICKING TOTALS

2020 KICKING TOTALS								2020 PUNTING TOTALS							
NICK FOLK								JAKE BAILEY							
DATE	OPPONENT	XP-XPA	XP PCT.	FG-FGA	BLK	FG PCT.	PTS.	NO.	YDS	AVG	NET	TB	IN 20	LG	B
09/13	Miami	3-3	100%	0-1	0	0%	3	3	119	39.7	40.7	0	3	55	0
09/20	at Seattle	3-3	100%	1-2	0	50%	6	2	113	56.5	46.5	0	0	57	0
09/27	Las Vegas	3-4	75%	3-3	0	100%	12	2	95	47.5	47.5	0	1	54	0
10/05	at Kansas City	1-1	100%	1-1	0	100%	4	3	157	52.3	52.3	0	3	58	0
10/18	Denver	0-0	N/A	2-2	0	100%	6	3	145	48.3	48.3	0	2	60	0
10/25	San Francisco	0-0	N/A	2-2	0	100%	6	2	90	45.0	45.0	0	2	46	0
11/01	at Buffalo	1-1	100%	2-2	0	100%	7	4	173	43.3	38.3	1	1	64	0
11/09	at N.Y. Jets	3-3	100%	3-3	0	100%	12	1	59	59.0	59.0	0	1	59	0
11/15	Baltimore	2-3	67%	1-1	0	100%	5	4	173	43.3	43.3	0	2	52	0
11/22	at Houston	2-2	100%	2-2	0	100%	8	3	151	50.3	45.7	0	0	59	0
11/29	Arizona	2-2	100%	2-2	0	100%	8	3	169	56.3	47.3	1	1	60	0
12/06	at L.A. Chargers	6-6	100%	1-1	0	100%	9	4	197	49.3	44.3	1	3	65	0
12/10	at L.A. Rams	0-0	N/A	1-1	0	100%	3	6	310	51.7	50.3	0	4	71	0
12/20	at Miami	0-0	N/A	4-4	0	100%	12	2	93	46.5	46.5	0	1	56	0
12/28	Buffalo	0-1	0%	1-1	0	100%	3	7	362	51.7	48.1	0	4	62	0
01/03	N.Y. Jets	4-4	100%	0-0	0	N/A	4	6	272	45.3	38.7	2	3	65	0
Regular Season Totals		30-33	91.0%	26-28	0	92.9%	108	55	2678	48.7	45.6	5	31	71	0

# 2020 GAME-BY-GAME SPECIAL TEAMS STATISTICS

2020  
SEASON

KICK RETURNS											PUNT RETURNS													
		G. OLSZEWSKI					D. MONCRIEF					G. OLSZEWSKI					DAMIERE BYRD							
DATE	OPPONENT	NO	YDS	AVG	LG	TD	NO	YDS	AVG	LG	TD	PR	FC	YDS	AVG	LG	TD	PR	FC	YDS	AVG	LG	TD	
09/13	Miami																	1	1	0	0.0	0	0	
09/20	at Seattle																	1	2	0	0.0	0	0	
09/27	Las Vegas	Activated to 53 (10/5)											Activated to 53 (10/5)						0	2	0	0.0	0	0
10/05	at Kansas City	0	0	0.0	0	0						1	1	12	12.0	12	0	0	0	0	0.0	0	0	
10/18	Denver	3	77	25.7	33	0						0	1	0	0.0	0	0	0	0	0	0.0	0	0	
10/25	San Francisco	6	155	25.8	33	0						0	1	0	0.0	0	0	0	0	0	0.0	0	0	
11/01	at Buffalo	3	53	17.7	21	0	Signed to PS (11/5)					1	1	15	15.0	15	0	0	0	0	0.0	0	0	
11/09	at N.Y. Jets	4	100	25.0	31	0	Elevated to 53 (11/21; 11/28);					0	0	0	0.0	0	0	0	0	0	0.0	0	0	
11/15	Baltimore	0	0	0.0	0	0	Reverted (11/23; 11/30)					0	0	0	0.0	0	0	0	0	0	0.0	0	0	
11/22	at Houston	1	12	12.0	12	0	0	0	0.0	0	0	2	2	3	1.5	3	0	0	0	0	0.0	0	0	
11/29	Arizona	0	0	0.0	0	0	2	75	37.5	53	0	2	1	67	33.5	58	0	0	0	0	0.0	0	0	
12/06	at L.A. Chargers	0	0	0.0	0	0	0	0	0.0	0	0	3	1	145	48.3	70t	1	0	0	0	0.0	0	0	
12/10	at L.A. Rams	0	0	0.0	0	0	0	0	0.0	0	0	5	1	47	9.4	21	0	0	0	0	0.0	0	0	
12/20	at Miami	0	0	0.0	0	0	Inactive					2	0	16	8.0	13	0	0	0	0	0.0	0	0	
12/28	Buffalo	0	0	0.0	0	0	4	74	18.5	27	0	1	0	5	5.0	5	0	0	0	0	0.0	0	0	
01/03	N.Y. Jets	1	21	21.0	21	0	1	16	16.0	16	0	3	0	36	12.0	17	0	0	0	0	0.0	0	0	
Regular Season Totals		18	418	23.2	33	0	7	165	23.6	53	0	20	11	346	17.3	70t	1	2	5	0	0.0	0	0	

## Additional Kickoff Returns:

**J.J. Taylor:** 3 KOR for 69 Yds. at SEA (09/20)  
1 KOR for 18 Yds. vs. NYJ (01/03)

**Kyle Dugger:** 1 KOR for 30 Yds. at SEA (09/20)  
1 KOR for 17 Yds. vs. LV (09/27)

## Miscellaneous Special Teams Stats:

**Justin Bethel** - 1 Blocked Extra Point Attempt vs. SF (10/25)

**Cody Davis** - 1 Blocked Field Goal Attempt at LAC (12/06)

**Devin McCourt** - 1 Blocked Field Goal Recovery Returned 44 Yds for TD at LAC (12/06)

# 2020 HONORS AND AWARDS

## P JAKE BAILEY

- Associated Press All-Pro: First Team
- Pro Bowl
- *Pro Football Weekly* All-NFL Team
- PFWA All-AFC Team

## K NICK FOLK

- AFC Special Teams Player of the Week (Week 9)
- AFC Special Teams Player of the Week (Week 12)

## CB STEPHON GILMORE

- Pro Bowl

## OL MIKE ONWENU

- PFWA All-Rookie Team

## WR GUNNER OLSZEWSKI

- Associated Press All-Pro: First Team (Punt Returner)
- AFC Special Teams Player of the Week (Week 13)
- *Pro Football Weekly* All-NFL Team
- PFWA All-AFC Team

## WR MATTHEW SLATER

- Associated Press All-Pro: First Team (Special Teams)
- Pro Bowl

2020  
SEASON

## 2021 PRO BOWL

Three members of the New England Patriots were selected to the 2020 NFL Pro Bowl. Punter Jake Bailey, CB Stephon Gilmore and WR Matthew Slater were selected to represent the New England Patriots in the 2021 NFL Pro Bowl. Due to COVID-19, the 2021 NFL Pro Bowl will be held as a week-long virtual event instead of a football game between conference all-stars.

Jake Bailey garnered his first career Pro Bowl invitation, while Gilmore was named his fourth career Pro Bowl and third as a member of the Patriots. Slater earned his ninth career Pro Bowl selection as a special teams player, extending his record for most special teams Pro Bowl honors in NFL history.

# 2020 TELEVISION RATINGS

## PATRIOTS 2020 RATINGS IN BOSTON TV MARKET

DATE	OPP.	NET.	BOSTON TV	HH RAT.	HH SHARE
Sept. 13	MIA	CBS	WBZ	30.8	65
Sept. 20	at SEA	NBC	WBTS	29.5	52
Sept. 27	LV	CBS	WBZ	28.1	61
Oct. 5	at KC	CBS	WBZ	29.9	47
Oct. 18	DEN	CBS	WBZ	25.0	56
Oct. 25	SF	CBS	WBZ	28.9	52
Nov. 1	at BUF	CBS	WBZ	28.5	56
Nov. 9	at NYJ	ESPN	WCVB	25.1	44
Nov. 15	BAL	NBC	WBTS	27.9	49
Nov. 22	at HOU	CBS	WBZ	28.9	57
Nov. 29	ARZ	FOX	WFXT	24.8	54
Dec. 6	at LAC	CBS	WBZ	32.4	55
Dec. 10	at LAR	FOX	WFXT	21.5	39
Dec. 20	at MIA	CBS	WBZ	27.8	57
Dec. 28	BUF	ESPN	WCVB	20.8	38
Jan. 3	NYJ	CBS	WBZ	23.4	48
AVERAGE				27.1	51.9

\*Each ratings point represents one percent of the 2.4 million homes in the Boston TV market. Share represents the percentage of televisions that are tuned in to a program as a proportion of all of the televisions that are turned on at a given time.



# 2020 PLAYER PARTICIPATION CHART

	GP/GS/DNP/INA	2020 SEASON															
		09/13 Miami	09/20 at Seattle	09/27 Las Vegas	10/05 at Kansas City	10/18 Denver	10/25 San Francisco	11/01 at Buffalo	11/09 at New York Jets	11/15 Baltimore	11/22 at Houston	11/29 Arizona	12/06 at L.A. Chargers	12/10 at L.A. Rams	12/20 at Miami	12/28 Buffalo	01/03 N.Y. Jets
Andrews, David	12/12/01	C	C				C	C	C	C	C	C	C	C	C	C	X
Asiasi, Devin	9/30/02	sub	sub	sub	sub	sub	X	X	sub	sub	sub	sub	sub	sub	TE	TE	TE
Bailey, Jake	16/00/00	sub	sub	sub	sub	sub	sub	sub	sub	sub	sub	sub	sub	sub	sub	sub	sub
Benenoch, Caleb	0/0/10																
Bentley, Ja'Whaun	13/13/03	LB	LB	LB	LB	LB	LB	LB	X	X	LB	LB	LB	LB		X	LB
Berry, Rashod	3/0/00																
Bethel, Justin	16/00/00	sub	sub	sub	sub	sub	sub	sub	sub	sub	sub	sub	sub	sub	sub	sub	sub
Bower, Tashawn	7/3/12																
Brooks, Terrence	14/20/02	sub	sub	sub	sub	sub	sub	DB	DB	sub	sub	X	X	X	DL	DL	sub
Bryant, Myles	9/00/06		X	X	X	X	X	sub	sub	sub	sub	sub	sub	sub	sub	sub	sub
Burkhead, Rex	10/00/00	sub	sub	sub	sub	sub	sub	sub	sub	sub	sub	sub	sub	sub	sub	sub	sub
Butler, Adam	15/40/01	sub	sub	sub	sub	DL	sub	sub	sub	sub	sub	sub	sub	sub	sub	sub	sub
Byrd, Damiere	16/40/00	WR	sub	WR	WR	WR	WR	WR	WR	WR	WR	WR	WR	WR	WR	WR	DL
Calhoun, Shilique	10/00/01	sub	sub	sub	sub	sub	sub	sub	sub	sub	sub	sub	sub	sub	sub	X	sub
Cardona, Joe	16/00/00	sub	sub	sub	sub	sub	sub	sub	sub	sub	sub	sub	sub	sub	sub	sub	sub
Copeland, Brandon	6/40/00	LB	LB	LB	sub	sub	sub	sub	sub	sub	sub	sub	sub	sub	sub	sub	sub
Cowart, Byron	14/14/01	DL	DL	DL	DL	sub	DL	DL	DL	DL	DL	X	DL	DL	DL	DL	DL
Cunningham, Korey	11/02/03	X	X	X	dnp	sub	dnp	sub	sub	sub	sub	sub	sub	sub	sub	sub	sub
Davis, Carl	3/10/03					X	X	X	sub	sub	sub	sub	sub	sub	sub	sub	sub
Davis, Cody	13/00/00	sub	sub	sub	sub	sub	X	X	sub	sub	sub	sub	sub	sub	sub	sub	sub
Dugger, Kyle	14/70/02	sub	sub	sub	sub	sub	WR		sub	sub	DB	DB	DB	DB	DB	sub	DB
Edelman, Julian	6/10/00	sub	sub	sub	sub	sub											
Eluemunor, Jermaine	12/80/10	RT	RT	RT	dnp	RT			sub	sub	sub	LT	LT	LT	sub	sub	RT
Ferentz, James	7/25/05		dnp	C					sub	sub	dnp	dnp	sub	dnp	sub	sub	C
Folk, Nick	16/00/00	sub	sub	sub	sub	sub	sub	dnp	sub	sub	sub	sub	sub	sub	sub	sub	sub
Ford, Isaiah	0/0/12								dnp			X					
Froholdt, Hjalte	8/00/01	sub	sub	sub	sub	sub	sub	sub	sub	X							
Gilmore, Stephen	11/10/01	RCB	RCB	RCB	RCB	RCB	RCB	DL	X	X	RCB	DL	RCB	RCB	RCB	DL	DL
Guy, Lawrence	14/40/02	DL	DL	DL	DL	DL	DL	DL	X	X	DL	DL	DL	DL	DL	X	DL
Hall, Terez	8/40/01																
Harris, Damien	10/10/02				RB	RB	RB	RB	RB	RB	RB	RB	RB	RB	RB	RB	X
Harry, N'Keal	14/90/02	WR	WR	WR	WR	WR	WR	X	X	X	X	WR	WR	WR	WR	WR	WR
Herron, Justin	12/60/00	sub	sub	sub	sub	sub	sub					sub	sub	sub	sub	sub	sub
Hoyer, Brian	11/31/02	dnp	dnp	dnp	TE	TE	X	X	X	X	X	X	X	X	X	X	X
Izzo, Ryan	12/12/00	TE	TE	TE	TE	TE	TE	TE	TE	TE	TE	TE	TE	TE	TE	TE	TE
Jackson, J.C.	16/11/00	sub	sub	sub	DB	sub	sub	RCB	RCB	RCB	LCB	LCB	LCB	LCB	LCB	RCB	RCB
Jackson, Michael Sr.	10/00/00																
Jennings, Anfernee	14/40/02	sub	sub	X	sub	LB	LB	sub	sub	sub	sub	sub	sub	sub	sub	sub	X
Johnson, Jakob	16/11/00	sub	sub	FB	FB	FB	FB	sub	sub	sub	sub	sub	sub	sub	sub	sub	sub
Jones, Jonathan	16/70/00	DB	DB	DB	DB	DB	DB	DB	sub	sub	sub	sub	sub	sub	sub	sub	sub
Keene, Dalton	6/00/07	X	X	X	X	X	X	X	X								
Mack, Isaiah	2/00/03									X	sub	sub	X	X			
Maluta, Cassh	9/01/01	X	sub	sub	sub	sub	sub	dnp	sub							sub	sub
Martin, Marcus	10/00/01																
Mason, Shaq	13/13/02	RG	RG	RG	X	S	RG	RG	RG	RG	RG	RG	RG	RG	RG	RG	X
McCourt, Devin	16/16/00	S	S	S	S	S	S	S	S	S	S	S	S	S	S	S	S
McCourt, Jason	16/11/00	LCB	LCB	LCB	LCB	LCB	LCB	LCB	LCB	LCB	LCB	sub	sub	sub	sub	LCB	LCB
Meyers, Jakobi	14/91/01	sub	sub	sub	X	dnp	sub	WR	WR	WR	WR	sub	sub	sub	sub	WR	WR
Michel, Sony	9/60/01	RB	RB	RB												RB	RB
Moncrief, Donte	6/00/01																
Newton, Cam	15/15/00	QB	QB	QB		QB	QB	QB	QB	QB	QB	QB	QB	QB	QB	QB	QB
Olszewski, Gunner	13/20/00																
Onwenu, Mike	16/16/00	TE	TE	LG	RG	RG	RT	WR	WR	RT	RT	RT	RT	RT	RT	RT	RG
Phillips, Adrian	16/00/00	S	S	S	S	S	S	S	S	S	S	S	S	S	S	S	S
Reynolds, Ross	0/0/10																dnp
Rivers, Derek	8/00/00	sub	sub	sub	sub		sub	sub	sub	sub							
Ross, D'Angelo	0/0/01																X
Simon, John	16/16/00	DL	DL	DL	DL	DL	DL	DL	DL	DL	DL	DL	DL	DL	DL	DL	DL
Slater, Matthew	16/00/00	sub	sub	sub	sub	sub	sub	sub	sub	sub	sub	sub	sub	sub	sub	sub	sub
Spence, Akeem	6/00/00																
Stidham, Jarrett	5/08/03	X	X	X	sub	dnp	sub	dnp	dnp	dnp	dnp	dnp	dnp	dnp	dnp	dnp	dnp
Taylor, J.J.	6/02/08	sub	sub	sub	dnp	X	X	dnp	X	X	X	X	X	X	X	sub	sub
Thomas, Jordan	2/00/04																
Thuney, Joe	16/16/00	LG	LG	C	LG	C	LG	LG	LG	LG	LG	LG	LG	LG	LG	LG	LG
Thurman, Nick	7/10/00																
Uche, Josh	8/10/02	X	X					sub	sub	sub	sub	sub	sub	sub	sub	sub	sub
Virgin, Dee	0/0/01																X
White, James	14/00/02	sub	X	X	sub	sub	sub	sub	sub	sub	sub	sub	sub	sub	sub	sub	sub
Wilkerson, Kristian	10/00/00																
Williams, Joejuan	15/00/01	sub	sub	sub	sub	sub	sub	sub	sub	sub	sub	sub	sub	sub	X	sub	sub
Williams, Xavier	10/00/00	sub															
Winovich, Chase	16/90/00	DL	DL	DL	DL	DL	sub	sub	sub	sub	sub	sub	sub	sub	sub	sub	sub
Wise Jr., Deatrich	16/70/00	sub	sub	sub	sub	sub	sub	sub	sub	sub	sub	sub	sub	sub	sub	sub	sub
Wynn, Isaiah	10/10/00	LT	LT	LT	LT	LT	LT	LT	LT	LT	LT						DL
Zuber, Isaiah	4/00/00																

KEY: Not on Team

X - inactive / CAPS - starters / sub - played / dnp - did not play

# 2020 GAME-BY-GAME STARTERS

## OFFENSE

Date	Opponent	WR	LT	LG	C	RG	RT	TE	WR	QB	RB	TE
09/13	Miami	N. Harry	I. Wynn	J. Thuney	D. Andrews	S. Mason	J. Eluemunor	R. Izzo	D. Byrd	C. Newton	S. Michel	M. Onwenu
09/20	at Seattle	N. Harry	I. Wynn	J. Thuney	D. Andrews	S. Mason	J. Eluemunor	R. Izzo	J. Johnson (FB)	C. Newton	S. Michel	M. Onwenu
09/27	Las Vegas	N. Harry	I. Wynn	M. Onwenu	J. Thuney	S. Mason	J. Eluemunor	R. Izzo	D. Byrd	C. Newton	S. Michel	J. Johnson (FB)
10/05	at Kansas City	N. Harry	I. Wynn	J. Thuney	J. Ferentz	M. Onwenu	J. Herron	R. Izzo	D. Byrd	B. Hoyer	D. Harris	J. Johnson (FB)
10/08	Denver	N. Harry	J. Herron	I. Wynn	J. Thuney	M. Onwenu	J. Eluemunor	R. Izzo	D. Byrd	C. Newton	D. Harris	J. Johnson (FB)
10/25	San Francisco	N. Harry	I. Wynn	J. Thuney	D. Andrews	S. Mason	M. Onwenu	R. Izzo	J. Edelman	C. Newton	D. Harris	J. Johnson (FB)
11/01	at Buffalo	J. Meyers	I. Wynn	J. Thuney	D. Andrews	S. Mason	M. Onwenu	R. Izzo	D. Byrd	C. Newton	D. Harris	G. Olszewski (WR)
11/09	at N.Y. Jets	J. Meyers	I. Wynn	J. Thuney	D. Andrews	S. Mason	M. Onwenu	R. Izzo	D. Byrd	C. Newton	D. Harris	G. Olszewski (WR)
11/15	Baltimore	J. Meyers	I. Wynn	J. Thuney	D. Andrews	S. Mason	M. Onwenu	R. Izzo	D. Byrd	C. Newton	D. Harris	J. Johnson (FB)
11/22	at Houston	J. Meyers	I. Wynn	J. Thuney	D. Andrews	S. Mason	M. Onwenu	R. Izzo	D. Byrd	C. Newton	D. Harris	J. Johnson (FB)
11/29	Arizona	N. Harry	J. Eluemunor	J. Thuney	D. Andrews	S. Mason	M. Onwenu	R. Izzo	D. Byrd	C. Newton	D. Harris	J. Johnson (FB)
12/06	at L.A. Chargers	N. Harry	J. Eluemunor	J. Thuney	D. Andrews	S. Mason	M. Onwenu	R. Izzo	D. Byrd	C. Newton	D. Harris	J. Meyers (WR)
12/10	at L.A. Rams	J. Meyers	J. Eluemunor	J. Thuney	D. Andrews	S. Mason	M. Onwenu	R. Izzo	D. Byrd	C. Newton	D. Harris	J. Johnson (FB)
12/20	at Miami	J. Meyers	J. Herron	J. Thuney	D. Andrews	S. Mason	M. Onwenu	D. Asiata	D. Byrd	C. Newton	S. Michel	J. Johnson (FB)
12/28	Buffalo	J. Meyers	J. Herron	J. Thuney	D. Andrews	S. Mason	M. Onwenu	D. Asiata	D. Byrd	C. Newton	S. Michel	J. Johnson (FB)
01/03	N.Y. Jets	J. Meyers	J. Herron	J. Thuney	J. Ferentz	M. Onwenu	J. Eluemunor	D. Asiata	D. Byrd	C. Newton	S. Michel	N. Harry (WR)

## DEFENSE

Date	Opponent	LE	DT	RE	LB	LB	LB	LB	LCB	RCB	S	S
09/13	Miami	J. Simon	L. Guy	B. Cowart	C. Winovich	J. Bentley	B. Copeland	J. Jones	J. McCourty	S. Gilmore	D. McCourty	A. Phillips
09/20	at Seattle	J. Simon	L. Guy	B. Cowart	C. Winovich	J. Bentley	B. Copeland	J. Jones	J. McCourty	S. Gilmore	D. McCourty	A. Phillips
09/27	Las Vegas	J. Simon	L. Guy	B. Cowart	C. Winovich	J. Bentley	B. Copeland	J. Jones	J. McCourty	S. Gilmore	D. McCourty	A. Phillips
10/05	at Kansas City	J. Simon	L. Guy	B. Cowart	C. Winovich	J. Bentley	J. Jackson (DB)	J. Jones	J. McCourty	S. Gilmore	D. McCourty	A. Phillips
10/08	Denver	J. Simon	L. Guy	A. Butler	C. Winovich	J. Bentley	A. Jennings	J. Jones	J. McCourty	S. Gilmore	D. McCourty	A. Phillips
10/25	San Francisco	J. Simon	L. Guy	B. Cowart	D. Wise	J. Bentley	B. Copeland	A. Jennings (LB)	J. McCourty	S. Gilmore	D. McCourty	A. Phillips
11/01	at Buffalo	J. Simon	L. Guy	B. Cowart	D. Wise	J. Bentley	T. Brooks (DB)	J. Jones	J. McCourty	S. Gilmore	D. McCourty	A. Phillips
11/09	at N.Y. Jets	J. Simon	N. Thurman	B. Cowart	D. Wise	T. Bower	T. Hall	T. Brooks	J. McCourty	J. Jackson	D. McCourty	A. Phillips
11/15	Baltimore	J. Simon	L. Guy	B. Cowart	C. Davis	C. Winovich	T. Hall	K. Dugger	J. McCourty	J. Jackson	D. McCourty	A. Phillips
11/22	at Houston	J. Simon	L. Guy	B. Cowart	D. Wise	C. Winovich	J. Bentley	K. Dugger	J. Jackson	S. Gilmore	D. McCourty	A. Phillips
11/29	Arizona	J. Simon	L. Guy	A. Butler	D. Wise	C. Winovich	J. Bentley	K. Dugger	J. Jackson	S. Gilmore	D. McCourty	A. Phillips
12/06	at L.A. Chargers	J. Simon	L. Guy	B. Cowart	D. Wise	J. Bentley	A. Jennings	K. Dugger	J. Jackson	S. Gilmore	D. McCourty	A. Phillips
12/10	at L.A. Rams	J. Simon	L. Guy	B. Cowart	D. Wise	J. Bentley	A. Jennings	K. Dugger	J. Jackson	S. Gilmore	D. McCourty	A. Phillips
12/20	at Miami	J. Simon	L. Guy	B. Cowart	T. Bower	J. Bentley	T. Hall	K. Dugger	J. Jackson	S. Gilmore	D. McCourty	A. Phillips
12/28	Buffalo	J. Simon	A. Butler	B. Cowart	T. Bower	J. Bentley	T. Hall	K. Dugger	J. McCourty	J. Jackson	D. McCourty	A. Phillips
01/03	N.Y. Jets	J. Simon	L. Guy	B. Cowart	C. Winovich	A. Butler (DL)	J. Bentley	K. Dugger	J. McCourty	J. Jackson	D. McCourty	A. Phillips

# 2020 TRANSACTIONS

## JANUARY 2020

1/6/2020	Adeboyejo, Quincy	Signed to a future contract
1/6/2020	Hall, Terez	Signed to a future contract
1/6/2020	Melifonwu, Obi	Signed to a future contract
1/6/2020	Pickett, Adarius	Signed to a future contract
1/6/2020	Ross, Devin	Signed to a future contract
1/6/2020	Thurman, Nick	Signed to a future contract
1/6/2020	Toran, Najee	Signed to a future contract
1/7/2020	Bower, Tashawn	Signed to a future contract

## FEBRUARY 2020

2/11/2020	Pipkins, Lenzy	Signed
-----------	----------------	--------

## MARCH 2020

3/16/2020	Thuney, Joe	Designated Franchise Player
3/18/2020	Harmon, Duron	Traded to Detroit
3/20/2020	Allen, Beau	Signed
3/21/2020	Phillips, Adrian	Signed
3/21/2020	Vitale, Danny	Signed
3/23/2020	Gostkowski, Stephen	Released
3/23/2020	Byrd, Damiere	Signed
3/23/2020	Davis, Cody	Signed
3/24/2020	Calhoun, Shilique	Re-signed
3/25/2020	Copeland, Brandon	Signed
3/25/2020	Hoyer, Brian	Signed

## APRIL 2020

4/1/2020	Kessler, Cody	Released
4/16/2020	Elumunor, Jermaine	Re-signed
4/17/2020	Butler, Adam	Re-signed
4/21/2020	Gronkowski, Rob	Traded to Tampa Bay
4/24/2020	Dugger, Kyle	Drafted
4/24/2020	Uche, Josh	Drafted
4/24/2020	Jennings, Anfernee	Drafted
4/24/2020	Asiasi, Devin	Drafted
4/24/2020	Keene, Dalton	Drafted
4/25/2020	Rohrwasser, Justin	Drafted
4/25/2020	Onwenu, Mike	Drafted
4/25/2020	Herron, Justin	Drafted
4/25/2020	Maluia, Cassh	Drafted
4/25/2020	Woodard, Dustin	Drafted
4/27/2020	Develin, James	Announced his Retirement
4/27/2020	Davis, Keionta	Released
4/27/2020	Melifonwu, Obi	Released
4/28/2020	Lee, Marqise	Signed

## MAY 2020

5/5/2020	Berry, Rashod	Signed
5/5/2020	Bryant, Myles	Signed
5/5/2020	Burt, Jake	Signed
5/5/2020	Coe, Nick	Signed
5/5/2020	Harris, Scoota	Signed
5/5/2020	Hastings, Will	Signed
5/5/2020	Lewerke, Brian	Signed
5/5/2020	Murray, Bill	Signed
5/5/2020	Riley, Sean	Signed
5/5/2020	Smith, J'Mar	Signed
5/5/2020	Taylor, J.J.	Signed
5/5/2020	Tezino, Kyahva	Signed
5/5/2020	Thomas, Jeff	Signed
5/5/2020	Wallace Courtney	Signed
5/5/2020	Zuber, Isaiah	Signed
5/7/2020	Uche, Josh	Signed/Draft Choice
5/7/2020	Rohrwasser, Justin	Signed/Draft Choice
5/7/2020	Herron, Justin	Signed/Draft Choice
5/7/2020	Maluia, Cassh	Signed/Draft Choice
5/8/2020	Jennings, Anfernee	Signed/Draft Choice
5/8/2020	Asiasi, Devin	Signed/Draft Choice
5/8/2020	Onwenu, Mike	Signed/Draft Choice
5/8/2020	Woodard, Dustin	Signed/Draft Choice
5/15/2020	Keene, Dalton	Signed/Draft Choice
5/20/2020	Dugger, Kyle	Signed/Draft Choice

## JULY 2020

7/8/2020	Newton, Cam	Signed
7/25/2020	Pipkins, Lenzy	Released
7/26/2020	Gant, Malik	Released
7/26/2020	Hastings, Will	Released
7/26/2020	Lewerke, Brian	Released
7/26/2020	Pickett, Sean	Released
7/26/2020	Riley, Sean	Released

## JULY (CONTINUED)

7/26/2020	Smith, J'Mar	Released
7/26/2020	Tezino, Kyahva	Released
7/26/2020	Wallace, Courtney	Released
7/26/2020	Zuber, Isaiah	Released
7/28/2020	Hastings, Will	Signed
7/28/2020	Bolden, Brandon	Reserve/Opt-Out
7/28/2020	Cannon, Marcus	Reserve/Opt-Out
7/28/2020	Vitale, Danny	Reserve/Opt-Out
7/29/2020	Chung, Patrick	Reserve/Opt-Out
7/29/2020	Toran, Najee	Reserve/Opt-Out
7/30/2020	Lewerke, Brian	Signed

## AUGUST 2020

8/2/2020	Hightower, Dont'a	Reserve/Opt-out
8/2/2020	LaCrosse, Matt	Reserve/Opt-out
8/2/2020	Lee, Marqise	Reserve/Opt-out
8/5/2020	Zuber, Isaiah	Signed
8/9/2020	Jackson, Michael	Acquired Via Trade (Detroit)
8/11/2020	Kilgo, Darius	Signed
8/11/2020	King, Brandon	Placed on Reserve/PUP List
8/12/2020	Gauthier, Tyler	Signed
8/13/2020	Miller, Lamar	Signed
8/13/2020	Woodard, Dustin	Placed on Reserve/Retired List
8/13/2020	Coe, Nick	Released
8/15/2020	Adeboyejo, Quincy	Released
8/17/2020	Braden, Ben	Signed
8/17/2020	Butler, Paul	Signed
8/17/2020	Ellis, Alex	Signed
8/22/2020	Quessenberry, Paul	Signed
8/22/2020	Williams, Xavier	Signed
8/22/2020	Ellis, Alex	Released
8/22/2020	Kilgo, Darius	Released
8/24/2020	Barnett, Michael	Signed
8/24/2020	Folk, Nick	Signed
8/28/2020	Hastings, Will	Released
8/29/2020	Baccellia, Andre	Signed

## SEPTEMBER 2020

9/3/2020	Sanu Sr., Mohamed	Released
9/3/2020	Barnett, Michael	Released
9/3/2020	Jackson, Michael	Released
9/5/2020	Baccellia, Andre	Released
9/5/2020	Berry, Rashod	Released
9/5/2020	Bower, Tashawn	Released
9/5/2020	Braden, Ben	Released
9/5/2020	Bryant, Myles	Released
9/5/2020	Burt, Jake	Released
9/5/2020	Folk, Nick	Released
9/5/2020	Gauthier, Tyler	Released
9/5/2020	Hall, Terez	Released
9/5/2020	Harris, Scoota	Released
9/5/2020	Lewerke, Brian	Released
9/5/2020	Maluia, Cassh	Released
9/5/2020	Miller, Lamar	Released
9/5/2020	Murray, Bill	Released
9/5/2020	Quessenberry, Paul	Released
9/5/2020	Rohrwasser, Justin	Released
9/5/2020	Ross, D'Angelo	Released
9/5/2020	Ross, Devin	Released
9/5/2020	Taylor, J.J.	Released
9/5/2020	Thomas, Jeff	Released
9/5/2020	Thurman, Nick	Released
9/5/2020	Williams, Xavier	Released
9/5/2020	Zuber, Isaiah	Released
9/6/2020	Berry, Rashod	Signed to the practice squad
9/6/2020	Bower, Rashod	Signed to the practice squad
9/6/2020	Bryant, Myles	Signed to the practice squad
9/6/2020	Burt, Jake	Signed to the practice squad
9/6/2020	Folk, Nick	Signed to the practice squad
9/6/2020	Hall, Terez	Signed to the practice squad
9/6/2020	Maluia, Cassh	Signed to the practice squad
9/6/2020	Murray, Bill	Signed to the practice squad
9/6/2020	Quessenberry, Paul	Signed to the practice squad
9/6/2020	Rohrwasser, Justin	Signed to the practice squad
9/6/2020	Ross, D'Angelo	Signed to the practice squad
9/6/2020	Ross, Devin	Signed to the practice squad
9/6/2020	Taylor, J.J.	Signed to the practice squad
9/6/2020	Thurman, Nick	Signed to the practice squad
9/6/2020	Williams, Xavier	Signed to the practice squad
9/6/2020	Zuber, Isaiah	Signed to the practice squad
9/7/2020	Allen, Beau	Placed on Reserve/Injured
9/7/2020	Harris, Damien	Placed on Reserve/Injured
9/7/2020	Maluia, Cassh	Signed from the practice squad

# 2020 TRANSACTIONS (CONT'D)

## SEPTEMBER (CONTINUED)

9/7/2020	Taylor, J.J.	Signed from the practice squad
9/8/2020	Kinsey, Mason	Signed to the practice squad
9/8/2020	Wilkinson, Kristian	Signed to the practice squad
9/9/2020	Quessenberry, Paul	Released from the practice squad
9/9/2020	Levin, Corey	Signed to the practice squad
9/10/2020	Cajuste, Yodny	Placed on Reserve/Injured
9/11/2020	Levin, Corey	Released from the practice squad
9/12/2020	Folk, Nick	Elevated from the practice squad
9/12/2020	Williams, Xavier	Elevated from the practice squad
9/12/2020	Olszewski, Gunner	Placed on Reserve/Injured
9/12/2020	Benenoch, Caleb	Signed to the practice squad
9/14/2020	Folk, Nick	Reverted back to the practice squad
9/14/2020	Williams, Xavier	Reverted back to the practice squad
9/16/2020	Bryant, Myles	Signed from the practice squad
9/16/2020	Folk, Nick	Signed from the practice squad
9/16/2020	Dolegala, Jake	Signed to the practice squad
9/16/2020	Ferentz, James	Signed to the practice squad
9/19/2020	Thurman, Nick	Elevated from the practice squad
9/21/2020	Thurman, Nick	Reverted back to the practice squad
9/26/2020	Ferentz, James	Signed from the practice squad
9/26/2020	Thurman, Nick	Elevated from the practice squad
9/26/2020	Zuber, Isaiah	Elevated from the practice squad
9/26/2020	Andrews, David	Placed on Reserve/Injured
9/26/2020	Uche, Josh	Placed on Reserve/Injured
9/28/2020	Thurman, Nick	Reverted back to the practice squad
9/28/2020	Zuber, Isaiah	Reverted back to the practice squad
9/28/2020	Jackson Sr., Michael	Signed to the practice squad

## OCTOBER 2020

10/1/2020	Roos, Jordan	Signed to the practice squad
10/1/2020	Kinsey, Mason	Released from the practice squad
10/2/2020	Pinckney, Michael	Signed to the practice squad
10/2/2020	Williams, Xavier	Released from the practice squad
10/5/2020	Harris, Damien	Activated to the 53-man roster
10/5/2020	Olszewski, Gunner	Activated to the 53-man roster
10/5/2020	Zuber, Isaiah	Elevated to the 53-man roster
10/5/2020	Davis, Cody	Placed on Reserve/Injured
10/5/2020	Michel, Sony	Placed on Reserve/Injured
10/6/2020	Zuber, Isaiah	Reverted back to the practice squad
10/8/2020	Quessenberry, Paul	Signed to the practice squad
10/14/2020	Davis, Carl	Signed off the Jaguars practice squad
10/15/2020	Quessenberry, Paul	Released from the practice squad
10/17/2020	Benenoch, Caleb	Elevated to the 53-man roster
10/17/2020	Berry, Rashod	Elevated to the 53-man roster
10/17/2020	Thurman, Nick	Elevated to the 53-man roster
10/17/2020	Zuber, Isaiah	Elevated to the 53-man roster
10/29/2020	Benenoch, Caleb	Reverted back to the practice squad
10/19/2020	Berry, Rashod	Reverted back to the practice squad
10/19/2020	Thurman, Nick	Reverted back to the practice squad
10/19/2020	Zuber, Isaiah	Reverted back to the practice squad
10/19/2020	Kinsey, Mason	Signed to the practice squad
10/19/2020	Ross, Devin	Released from the practice squad
10/21/2020	Eluemunor, Jermaine	Placed on Reserve/Injured
10/24/2020	Andrews, David	Activated to the 53-man roster
10/24/2020	Bower, Tashawn	Elevated to the 53-man roster
10/24/2020	Thurman, Nick	Elevated to the 53-man roster
10/25/2020	Bower, Tashawn	Reverted back to the practice squad
10/25/2020	Thurman, Nick	Reverted back to the practice squad
10/27/2020	Steckler, Jordan	Signed to the practice squad
10/27/2020	Roos, Jordan	Released from the practice squad
10/28/2020	Copeland, Brandon	Placed on Reserve/Injured
10/28/2020	Burt, Jake	Placed on Practice Squad/Reserve/Injured
10/31/2020	Edelman, Julian	Placed on Reserve/Injured
10/31/2020	Herron, Justin	Placed on Reserve/Injured
10/31/2020	Thurman, Nick	Signed to the 53-man roster
10/31/2020	Davis, Cody	Activated to the 53-man roster
10/31/2020	Uche, Josh	Activated to the 53-man roster
10/31/2020	Bower, Tashawn	Elevated to the 53-man roster
10/31/2020	Zuber, Isaiah	Elevated to the 53-man roster

## NOVEMBER 2020

11/2/2020	Bower, Tashawn	Reverted back to the practice squad
11/2/2020	Zuber, Isaiah	Reverted back to the practice squad
11/3/2020	Ford, Isaiah	Acquired via trade (Miami)
11/3/2020	Mack, Isaiah	Claimed off Waivers from Tennessee
11/3/2020	Asiasi, Devin	Placed on Reserve/Injured
11/4/2020	Glasgow, Ryan	Signed to the practice squad
11/4/2020	Moncrief, Dante	Signed to the practice squad
11/9/2020	Bower, Tashawn	Signed from the practice squad
11/9/2020	Hall, Terez	Elevated to the 53-man roster
11/9/2020	Wilkinson, Kristian	Elevated to the 53-man roster
11/10/2020	Hall, Terez	Reverted back to the practice squad
11/10/2020	Wilkinson, Kristian	Reverted back to the practice squad

## NOVEMBER (CONTINUED)

11/10/2020	Thomas, Jordan	Claimed off Waivers from Arizona
11/10/2020	Maluia, Cassh	Released
11/10/2020	Keene, Dalton	Placed on Reserve/Injured
11/10/2020	Cantrell, Dylan	Signed to the practice squad
11/10/2020	Wells, David	Signed to the practice squad
11/10/2020	Glasgow, Ryan	Released from the practice squad
11/12/2020	Maluia, Cassh	Signed to the practice squad
11/12/2020	Dolegala, Jake	Released from the practice squad
11/13/2020	Cantrell, Dylan	Released from the practice squad
11/13/2020	Benenoch, Caleb	Placed on Practice Squad/Reserve/Injured
11/14/2020	Eluemunor, Jermaine	Activated to the 53-man roster
11/14/2020	Calhoun, Shilique	Placed on Reserve/Injured
11/14/2020	Thurman, Nick	Released
11/14/2020	Hall, Terez	Elevated to the 53-man roster
11/14/2020	Maluia, Cassh	Elevated to the 53-man roster
11/14/2020	Quessenberry, Paul	Signed to the practice squad
11/16/2020	Hall, Terez	Reverted back to the practice squad
11/16/2020	Maluia, Cassh	Reverted back to the practice squad
11/16/2020	Dolegala, Jake	Signed to the practice squad
11/16/2020	Wells, David	Released from the practice squad
11/18/2020	Thurman, Nick	Signed to the practice squad
11/18/2020	Burt, Jake	Restored to the practice squad from IR
11/18/2020	Kinsey, Mason	Released from the practice squad
11/21/2020	Hall, Terez	Signed from the practice squad
11/21/2020	Michel, Sony	Activated to the 53-man roster
11/21/2020	Moncrief, Dante	Elevated to the 53-man roster
11/21/2020	Spence, Akeem	Signed to the practice squad
11/21/2020	Froholdt, Hjalte	Released
11/21/2020	Rivers, Derek	Released
11/23/2020	Moncrief, Dante	Reverted back to the practice squad
11/28/2020	Burkhead, Rex	Placed on Reserve/Injured
11/28/2020	Davis, Carl	Placed on Reserve/Injured
11/28/2020	Wynn, Isaiah	Placed on Reserve/Injured
11/28/2020	Herron, Justin	Activated to the 53-man roster
11/28/2020	Moncrief, Dante	Elevated to the 53-man roster
11/28/2020	Spence, Akeem	Elevated to the 53-man roster
11/28/2020	Burt, Jake	Placed on Practice Squad/Reserve/Injured
11/30/2020	Moncrief, Dante	Reverted back to the practice squad
11/30/2020	Spence, Akeem	Reverted back to the practice squad
11/29/2020	Hassell, J.T.	Signed to the practice squad
11/29/2020	Reynolds, Ross	Signed to the practice squad

## DECEMBER 2020

12/3/2020	Cichy, Jack	Claimed off waivers from Tampa Bay
12/6/2020	Keene, Dalton	Activated to the 53-man roster
12/6/2020	Moncrief, Dante	Signed from the practice squad
12/6/2020	Spence, Akeem	Signed from the practice squad
12/6/2020	Berry, Rashod	Elevated to the 53-man roster
12/6/2020	Ford, Isaiah	Released
12/7/2020	Berry, Rashod	Reverted back to the practice squad
12/9/2020	Cichy, Jack	Released
12/9/2020	Lake, Dayan	Signed to the practice squad
12/9/2020	Smith, Devin	Signed to the practice squad
12/10/2020	Asiasi, Devin	Activated to the 53-man roster
12/10/2020	Izzo, Ryan	Placed on Reserve/Injured
12/11/2020	Cichy, Jack	Signed to the practice squad
12/15/2020	Watford, Earl	Signed to the practice squad
12/15/2020	Lake, Dayan	Released from the practice squad
12/19/2020	Calhoun, Shilique	Activated to the 53-man roster
12/19/2020	Mack, Isaiah	Released
12/23/2020	Mack, Isaiah	Signed to the practice squad
12/23/2020	Quessenberry, Paul	Released from the practice squad
12/23/2020	Gilmore, Stephen	Placed on Reserve/Injured
12/26/2020	Aguiar, Roberto	Signed to the practice squad
12/28/2020	Martin, Marcus	Signed
12/28/2020	Maluia, Cassh	Elevated to the 53-man roster
12/28/2020	Thurman, Nick	Elevated to the 53-man roster
12/29/2020	Maluia, Cassh	Reverted back to the practice squad
12/29/2020	Thurman, Nick	Reverted back to the practice squad
12/29/2020	Watford, Earl	Released from the practice squad
12/30/2020	Thomas, Jordan	Released
12/31/2020	Bower, Tashawn	Placed on Reserve/Injured
12/31/2020	Uche, Josh	Placed on Reserve/Injured

## JANUARY 2021

1/1/2021	Virgin, Dee	Signed
1/2/2021	Berry, Rashod	Signed from the practice squad
1/2/2021	Jackson Sr., Michael	Signed from the practice squad
1/2/2021	Maluia, Cassh	Signed from the practice squad
1/2/2021	Harris, Damien	Placed on Reserve/Injured
1/2/2021	Reynolds, Ross	Elevated to the 53-man roster
1/2/2021	Ross, D'Angelo	Elevated to the 53-man roster
1/4/2021	Reynolds, Ross	Reverted back to the practice squad
1/4/2021	Ross, D'Angelo	Reverted back to the practice squad

# HISTORY



**2021 Patriots Hall of Fame  
Inductee Richard Seymour**



# PATRIOTS HALL OF FAME



## THE PATRIOTS HALL OF FAME PRESENTED BY RAYTHEON

The Patriots Hall of Fame presented by Raytheon Technologies offers a cutting-edge, highly-interactive museum experience. It showcases New England Patriots history while providing a permanent home to the team's hall of fame. The facility features 20,000 square feet of exhibit space and utilizes the latest in design concepts and multimedia technology to bring the Patriots story to life. It's incredible Super Bowl Experience gallery has undergone renovations over the last three years and houses all six Vince Lombardi Super Bowl Championship Trophies as well as the stories and highlights behind those titles. The Hall of Fame's integrated STEM (science, technology, engineering and math) program touches more than 20,000 school field trip visitors annually while also honoring a Massachusetts STEM Teacher of the Year. The Hall of Fame opened in 2008 and is a unique sports hall of fame and interactive experience as well as a must-visit attraction for Patriots and football fans alike.

## HISTORY OF THE PATRIOTS HALL OF FAME

The Patriots Hall of Fame was established in 1991 as a way to honor the greatest players in franchise history. A selection committee of media and staff was formed to select players for induction and appropriately, John Hannah was the first player enshrined. Eight additional players were inducted from 1992-95. Andre Tippett (1999) and Bruce Armstrong (2001) rounded out the Patriots Hall of Fame's first 11 members. In 2007, the Patriots introduced a new method of selecting players for the team's hall of fame in advance of the opening of The Patriots Hall of Fame presented by Raytheon. Moving forward, one player will be enshrined in the Patriots Hall of Fame each year, with a nomination committee determining three finalists each spring and fans voting for the final choice through Patriots.com each spring.

## SENIOR SELECTION COMMITTEE

The Patriots formed a senior selection committee to ensure that early era players are not overlooked in the voting process. The committee consists of veteran media and staff members who gather to discuss candidates who have been retired for at least 25 years to identify the player most deserving of Patriots Hall of Fame recognition.

## PATRIOTS HALL OF FAME

Player	Pos.	Years	Enshrined
Houston Antwine	DL	1961-71	2015
Bruce Armstrong	T	1987-2000	2001
Drew Bledsoe	QB	1993-2001	2011
Troy Brown	WR	1993-2007	2012
Tedy Bruschi	LB	1996-2008	2013
Nick Buoniconti*	LB	1962-68	1992
Gino Cappelletti	WR/K	1960-70	1992
Raymond Clayborn	CB	1977-89	2017
Ben Coates	TE	1991-99	2008
Sam Cunningham	RB	1973-79, 81-82	2010
Bob Dee	DE	1960-67	1993
Kevin Faulk	RB	1999-2011	2016
Leon Gray	T	1973-78	2019
Steve Grogan	QB	1975-90	1995
John Hannah*	G	1973-85	1991
Rodney Harrison	S	2003-08	2019
Mike Haynes*	CB	1976-82	1994
Jim Lee Hunt	DT	1960-70	1993
Ty Law*	CB	1995-2004	2014
Matt Light	T	2001-11	2018
Willie McGinest	DE/LB	1994-2005	2015
Stanley Morgan	WR	1977-89	2007
Jon Morris	C	1964-74	2011
Jim Nance	FB	1965-71	2009
Steve Nelson	LB	1974-87	1993
Vito "Babe" Parilli	QB	1961-67	1993
Richard Seymour	DL	2001-08	2020
Andre Tippett*	LB	1982-93	1999

\*Also in Pro Football Hall of Fame

Contributors	Position	Enshrined
William H. "Billy" Sullivan, Jr.	Founder	2009
Gil Santos	Broadcaster	2013
Tracy Sormanti	Cheerleader Director	2021



# PATRIOTS HALL OF FAME BIOS

**Career Patriots in Pro Football Hall of Fame:** John Hannah, Andre Tippett

**Other Patriots Hall of Famers in Pro Football Hall of Fame:** Nick Buoniconti, Mike Haynes, Ty Law

**Patriots Hall of Fame Players:** Houston Antwine, Bruce Armstrong, Drew Bledsoe, Troy Brown, Tedy Bruschi, Gino Cappelletti, Raymond Clayborn, Ben Coates, Sam Cunningham, Bob Dee, Kevin Faulk, Leon Gray, Steve Grogan, Rodney Harrison, Jim Lee Hunt, Matt Light, Willie McGinest, Stanley Morgan, Jon Morris, Jim Nance, Steve Nelson, Babe Parilli, Richard Seymour

**Patriots Hall of Fame Contributors:** William H. "Billy" Sullivan, Gil Santos, Tracy Sormanti



## John Hannah • G • Alabama

Patriots Seasons (13): 1973-85 • Pro Bowls (9)

Pro Football Hall of Fame 1991 • Patriots Hall of Fame 1991

Hannah spent his entire 13-season career with the Patriots, from 1973 through the Super Bowl season of 1985 ... The first Patriots player to be inducted into the Pro Football Hall of Fame ... One of two Patriots voted to the NFL's 75th Anniversary Team ... Named to the Patriots 35th Anniversary Team in 1994 ... Named the Player of the Century on the Patriots Team of the Century in 2000 ... Played in 183 games, while missing only five games due to injury ... Selected to nine Pro Bowls (1976, 1978-85) ... Named All-Pro for 10 consecutive years (1976-85) ... Won the NFL Players Association's Offensive Lineman of the Year Award for four straight seasons (1978-81) ... Powered an offensive line that helped set an NFL record with 3,165 rushing yards in 1978 - a record that stood for 41 years until Baltimore broke it in 2019 ... Named to the Patriots All-Time Team in 2009.



## Andre Tippett • LB • Iowa

Patriots Seasons (11): 1982-88, 90-93 • Pro Bowls (5)

Pro Football Hall of Fame 2008 • Patriots Hall of Fame 1999

Tippett spent his entire 12-year career with the Patriots ... Elected to the Pro Football Hall of Fame in 2008, joining John Hannah as the only two players to earn induction to the Hall of Fame after spending their entire career with the Patriots ... From 1984-85, Tippett recorded 35 sacks, a total that stands tied as the second-highest two-season sack total by a linebacker in NFL history ... He achieved his record sack totals despite playing his career as a strong-side linebacker (opposite the opposing tight end), a position from which few other players have excelled in the pass rush to the extent that Tippett did ... He was named to the NFL's 1980s All-Decade Team and was named the NFL's linebacker of the year by the NFL Players Association for three straight seasons from 1985-87 ... Finished his career as the only Patriots player to record 100 career sacks, a mark that stands as the franchise's all-time record ... Set the Patriots franchise single-season sack record with 18.5 in 1984 ... Also holds the second and tied for third-highest totals with 16.5 in 1985 and 12.5 in 1987 ... Was a member of the 1985 AFC Champions ... Has worked in the Patriots front office since his 1994 retirement and currently serves as the team's executive director of community affairs ... Named to the Patriots All-Time Team in 2009.



## TIPPETT'S PATRIOTS STATISTICS

Years	G	TT	UT	Sack	FF	FR	Years	G	TT	UT	Sack	FF	FR	Years	G	TT	UT	Sack	FF	FR
1982	9	28	10	0	0	1	1987	13	83	53	12.5	0	3	1992	14	40	33	7	3	0
1983	15	86	48	8.5	1	1	1988	12	50	31	7	0	0	1993	16	76	50	8.5	1	4
1984	16	118	48	18.5	1	0	1989	Injured Reserve						<b>Totals</b>						
1985	16	97	65	16.5	3	3	1990	13	72	38	3.5	1	1	<b>151</b>	<b>778</b>	<b>456</b>	<b>100</b>	<b>14</b>	<b>17</b>	
1986	11	63	39	9.5	2	1	1991	16	65	41	8.5	2	3							

# PATRIOTS HALL OF FAME BIOS



## Nick Buoniconti • LB • Notre Dame

Patriots Seasons (7): 1962-68 • AFL All-Star Games (5)

Pro Football Hall of Fame 2001 • Patriots Hall of Fame 1992

Buoniconti played for the Patriots from 1962 to 1968 before finishing his career with the Miami Dolphins ... In 2001, became the third Patriot to be named to the Pro Football Hall of Fame ... Appeared in five consecutive AFL All-Star games during his Patriots career (1963-67) ... Was a key contributor to the Patriots first championship game appearance in the 1963 AFL Championship ... The leading vote-getter on the 1966 AFL All-Star team ... Recorded 24 interceptions as a Patriot ... Went on to play for the undefeated 1972 Miami Dolphins as a part of the "No Name Defense" ... Named to the All-AFL 10 Year Anniversary Team in 1971 ... Named to the Patriots All-Time Team in 2009 ... Buoniconti passed away on July 30, 2019. .



## BUONICONTI'S PATRIOTS STATISTICS

Years	Games	Int	Yds	Avg	LG	TD	Sacks	Years	Games	Int	Yds	Avg	LG	TD	Sacks
1962	14	2	3	1.5	3	0	1.0	1966	14	4	43	10.8	41	0	0.0
1963	14	3	42	14.0	26	0	6.5	1967	13	4	7	1.8	7	0	1.0
1964	14	5	75	15.0	26	0	4.5	1968	8	3	22	7.3	14	0	3.0
1965	14	3	31	10.3	26	0	2.0	Patriots Totals	91	24	223	9.3	41	0	18.0



## Mike Haynes • CB • Arizona State

Patriots Seasons (7): 1976-82 • Pro Bowls (6)

Pro Football Hall of Fame 1997 • Patriots Hall of Fame 1994

Haynes played for the Patriots from 1976 to 1982 before finishing his career with the Los Angeles Raiders from 1983-89 ... In 1997, he became the second Patriot to be elected to the Pro Football Hall of Fame ... Selected to the NFL's 75th Anniversary Team ... Named to the NFL's all-decade team for the 1980s ... Named to six Pro Bowls (1976-80 and 1982) with the Patriots and three more with the Raiders ... Voted to two All-Pro teams, six All-AFC teams and the All-Rookie team during his Patriots career ... Named to the Patriots 35th Anniversary Team in 1994 ... Named to the Patriots Team of the Century in 2000 ... His 28 interceptions in a Patriots uniform rank tied for sixth in franchise history ... Became the first player in Patriots history to return a punt for a touchdown with an 89-yard return against Buffalo on Nov. 7, 1976 ... Named to the Patriots All-Time Team in 2009.



## HAYNES' PATRIOTS STATISTICS

Years	INTERCEPTIONS						PUNT RETURNS				
	G	No	Yds	Avg	LG	TD	No	Yds	Avg	LG	TD
1976	14	8	90	11.3	28	0	45	608	13.5	89t	2
1977	14	5	54	10.8	22	0	24	200	8.3	46	0
1978	16	6	123	20.5	50	1	14	183	13.1	35	0
1979	16	3	66	22.0	33	0	5	16	3.2	5	0
1980	13	1	31	31.0	31	0	17	140	8.2	35	0
1981	8	1	3	3.0	3	0	66	12	2.0	6	0
1982	9	4	26	6.5	26	0	0	0	0.0	0	0
Patriots Totals	90	28	393	14.0	50	1	111	1,159	10.4	89t	2



# PATRIOTS HALL OF FAME BIOS



## Ty Law • CB • Michigan

Patriots Seasons (10): 1995-2004 • Pro Bowls (4)

Pro Football Hall of Fame 2019 • Patriots Hall of Fame 2014

Law spent 10 seasons with the Patriots (1995-2004) after joining the team as a first-round (23rd overall) draft pick out of Michigan in 1995 ... Law was a three-time Super Bowl Champion (XXXVI, XXXVIII, XXXIX), a four-time Pro Bowl player (1998, 2001, 2002, 2003) and a two-time All-Pro (1998, 2003) during his tenure with the Patriots ... Law tied Raymond Clayborn's career franchise-record with 36 interceptions and finished with the most interception-return yards in team history with 583 ... His six interceptions returned for touchdowns are also a franchise best ... Law had nine interceptions in 1998 to become the first Patriots player to lead the NFL in that category ... He was a playmaker who played some of his best games in the postseason ... He helped lead the Patriots to their first Super Bowl title in 2001 when he intercepted a Kurt Warner pass against the Rams and returned it 47 yards for a touchdown for the first points of the game ... In the 2003 AFC Championship Game, Law intercepted three Peyton Manning passes while leading the Patriots to a 24-14 victory over the Indianapolis Colts ... Law was part of a record-breaking Patriots defense in 2003 that led the NFL in five key categories: opponents points per game (14.9), interceptions (29), fewest touchdown receptions allowed (11), opponent's passer rating (56.2) and pass deflections (121) as the team captured its second Super Bowl title in a win over the Carolina Panthers ... Law is a member of the NFL's all-decade team for the 2000s as well as the Patriots all-1990s and all-2000s decade teams. He was also selected to the Patriots 50th Anniversary Team.

### LAW'S PATRIOTS STATISTICS

Years	INTERCEPTIONS						Years	INTERCEPTIONS					
	G	No	Yds	Avg	LG	TD		G	No	Yds	Avg	LG	TD
1995	14	3	47	15.7	38	0	2001	16	3	91	30.3	46t	2
1996	13	3	45	15.0	38t	1	2002	16	4	33	8.3	29	0
1997	16	3	70	23.3	40	0	2003	15	6	112	18.7	65t	1
1998	16	9	133	14.8	59t	1	2004	7	1	0	0.0	0	0
1999	13	2	20	10.0	27t	1	<b>Patriots Totals</b>	<b>140</b>	<b>36</b>	<b>583</b>	<b>16.2</b>	<b>65t</b>	<b>6</b>
2000	15	2	32	16.0	32	0							



## Houston Antwine • DL • Southern Illinois

Patriots Seasons (11): 1961-71 • AFL All-Star Games (6)

Patriots Hall of Fame 2015

Antwine played for the Patriots for 11 seasons, appearing in 142 games from 1961-71 ... He led the Patriots in sacks in three consecutive seasons from 1967-69 and his 39 career sacks are tied for 11th (with Richard Seymour) on the Patriots all-time career sacks list ... Antwine earned six consecutive American Football League (AFL) All-Star selections from 1963-68 ... His six all-star appearances are tied for the fifth highest total in franchise history ... He was acquired in a trade from the Houston Oilers in exchange for a fourth-round pick in the 1962 AFL Draft on April 1, 1961 ... He is a member of the Patriots 50th Anniversary Team and a member of the 1960s All-Decade Team ... Antwine passed away on Dec. 26, 2011 at the age of 72.

### ANTWINE'S PATRIOTS STATISTICS

Years	G	Sacks	Years	G	Sacks	Years	G	Sacks
1961	14	0.0	1965	14	3.5	1969	14	5.0
1962	14	0.0	1966	14	1.5	1970	14	6.0
1963	14	4.0	1967	13	6.0	1971	3	0.0
1964	14	5.5	1968	14	7.5	<b>Totals</b>	<b>142</b>	<b>39.0</b>


# PATRIOTS HALL OF FAME BIOS



## Bruce Armstrong • T • Louisville

Patriots Seasons (14): 1987-2000 • Pro Bowls (6)  
Patriots Hall of Fame 2001

Armstrong spent his entire 14-season career with the Patriots, from 1987 to 2000 ... Started all 212 games he played in, the second-most in franchise history, behind Tom Brady ... Appeared in six Pro Bowls during his Patriots career (1990-91, 1994-97) ... One of only three Patriots players, along with Steve Grogan and Mosi Tatupu, to play in three decades with the Patriots (1980s, 1990s and 2000s) ... Named to the Patriots 35th Anniversary Team in 1994 ... Named to the Patriots Team of the Century in 2000 ... Named to the Patriots All-Time Team in 2009.



## Drew Bledsoe • QB • Washington State

Patriots Seasons (9): 1995-2004 • Pro Bowls (3)  
Patriots Hall of Fame 2011


Bledsoe was the first overall pick in the 1993 NFL Draft and for the next eight years was considered the face of the Patriots franchise ... During his nine-year Patriots career, he broke the Patriots career passing records for attempts (4,518), completions (2,544) and yards (29,657) ... Bledsoe still holds the Patriots single-season passing records for attempts (691) ... He still holds the NFL record for attempts (70) and completions (45 - tied) in a game against Minnesota in 1994 that sparked a seven-game win streak, propelling the Patriots to their first playoff berth in eight years ... Bledsoe led the Patriots to the playoffs four times in his first six seasons,

helping the team earn back-to-back division titles and three consecutive playoff berths for the first time in franchise history ... In 1996, he guided the Patriots to their second AFC Championship in franchise history and a trip to Super Bowl XXXI ... Bledsoe became the first quarterback in NFL history with four seasons of 600+ pass attempts, including three straight from 1994-96 with the Patriots.

### BLEDSOE'S PATRIOTS STATISTICS

PASSING									PASSING								
Years	G	Att	Comp	Pct.	Yds	TD	Int	Rat.	Years	G	Att	Comp	Pct.	Yds	TD	Int	Rat.
1993	13	429	214	49.9	2494	15	15	65.0	1998	14	481	263	54.7	3633	20	14	80.9
1994	16	691	400	57.9	4555	25	27	73.6	1999	16	539	305	56.6	3985	19	21	75.6
1995	15	636	323	50.8	3507	13	16	63.7	2000	16	531	312	58.8	3291	17	13	77.3
1996	16	623	373	59.9	4086	27	15	83.7	2001	2	66	40	60.6	400	2	2	75.3
1997	16	522	314	60.2	3706	28	15	87.7	<b>Totals</b>	<b>124</b>	<b>4518</b>	<b>2544</b>	<b>56.3</b>	<b>29657</b>	<b>166</b>	<b>138</b>	<b>75.9</b>

# PATRIOTS HALL OF FAME BIOS



## Troy Brown • WR • Marshall

Patriots Seasons (15): 1993-2007 • Pro Bowls (1)  
Patriots Hall of Fame 2012

Brown spent his entire 15-season NFL career with the Patriots (1993-2007) after being drafted by the team in the eighth round (198th overall) of the 1993 NFL Draft out of Marshall ... Brown retired in 2008 as the Patriots all-time leading receiver with 557 career receptions ... He is the team's all-time leading punt returner with 252 career returns and 2,625 punt return yards ... He places fifth in the team's record book with 6,366 career receiving yards and is tied for second in franchise history with three punt returns for touchdowns ... Brown played in 192 games, placing him sixth on the franchise's all-time games played list, and his 15 seasons with the franchise ties Julius Adams for the third-longest tenure in a Patriots uniform behind Steve Grogan (16) and

Tom Brady's franchise-record 20 seasons ... Brown was a five-time co-captain for the club (2002-06) and earned Pro Bowl honors in 2001 ... In 2004, he added defense to his resume as he saw significant action in the defensive backfield and finished second on the team with three interceptions ... Brown's significant contributions in all three phases of the game – offense, defense and special teams – made him one of the most versatile and beloved players in the history of the Patriots franchise ... Brown was a key contributor to each of the Patriots first three Super Bowl victories ... In 2001, Brown led the team with 18 postseason receptions as New England won its first world championship in Super Bowl XXXVI ... In the championship game against the St. Louis Rams, Brown led the team with six receptions and 89 yards, including a key 23-yard grab on the game-winning drive ... Two years later, he tied for the team lead with 17 playoff receptions as the Patriots won Super Bowl XXXVIII over Carolina.

### BROWN'S PATRIOTS STATISTICS

Year	RECEIVING						Years	G	Rec	Yds	Avg	Lg	TD	Years	G	Rec	Yds	Avg	Lg	TD
	G	Rec	Yds	Avg	Lg	TD														
1993	12	2	22	11.0	14	0	1999	13	36	471	13.1	37	1	2004	12	17	184	10.8	22	1
1994	9	0	0	0.0	0	0	2000	16	83	944	11.4	44t	4	2005	13	39	466	11.9	71	2
1995	16	14	159	10.9	31	0	2001	16	101	1199	11.9	60t	5	2006	16	43	384	8.9	23	4
1996	16	21	222	10.6	38	0	2002	14	97	890	9.2	38	3	2007	1	0	0	0.0	0	0
1997	16	41	607	14.8	67	6								Totals	192	557	6366	11.4	82t	31



## Tedy Bruschi • LB • Arizona

Patriots Seasons (13): 1996-2008 • Pro Bowls (1)  
Patriots Hall of Fame 2013

Bruschi closed his 13-year career as one of the most productive Patriots players in the team's history ... As a team captain, Bruschi's relentless work ethic and on-field intensity helped set the tone for the entire team ... Bruschi was originally drafted by the Patriots in the third round of the 1996 NFL Draft ... Bruschi left the football field having played a major role in leading the Patriots to 11 winning records, including nine playoff seasons, eight division championships, five conference titles and three Super Bowl crowns ... In Bruschi's 211 career games (including regular season and playoffs), the Patriots had a 144-67 (.682) record, including a 16-6 (.727) playoff mark ... Bruschi earned his first Pro Bowl honor following the 2004 season after co-captaining a Patriots defense that

allowed just 16.25 points per game, the sixth-fewest in franchise history ... Bruschi is the only player in NFL history to return four consecutive interceptions for touchdowns and his career total of four picks returned for scores ranks second in Patriots history ... He is tied for seventh in NFL history among linebackers, and Bruschi is the only Patriots linebacker to return multiple interceptions for scores in a single season (2002 and 2003) ... Beyond his impressive numbers, fans and his peers revered him for his accomplishments off the field and for his dedication to the New England area ... After Bruschi suffered a stroke in February 2005, he dedicated himself to raising funds and awareness to fight stroke along with the American Stroke Association ... He established "Tedy's Team," a vehicle to help battle stroke, the number one cause of disability in the United States.

### BRUSCHI'S PATRIOTS STATISTICS

Years	G	TT	UT	Sack	Int	Yds	Years	G	TT	UT	Sack	Int	Yds	Years	G	TT	UT	Sack	Int	Yds
1996	16	11	10	4.0	0	0	2001	15	73	54	2.0	2	7	2006	15	124	67	1.5	1	8
1997	16	30	25	4.0	0	0	2002	11	65	45	4.5	2	75	2007	16	99	69	2.0	0	0
1998	16	81	56	2.0	0	0	2003	16	137	86	2.0	3	26	2008	13	71	38	0.0	0	0
1999	14	138	77	2.0	1	1	2004	16	128	84	3.5	3	70	Totals	189	1134	717	30.5	12	187
2000	16	105	68	1.0	0	0	2005	9	72	38	2.0	0	0							

# PATRIOTS HALL OF FAME BIOS




## Gino Cappelletti • WR/K • Minnesota

Patriots Seasons (11): 1960-70 • NFL All-Star Games (5)  
Patriots Hall of Fame 1992

Cappelletti spent his 11-year career with the Patriots, from 1960-70, as one of the original members of the squad ... A five-time AFL All-Star selection ... Selected as the AFL Most Valuable Player in 1964 ... One of only three players along with Jim Otto and George Blanda, to play in every game in the AFL's 10-year history ... Finished as the AFL's all-time leader in points (1,100) and field goals (170) ... Led the AFL in scoring five times ... Is the only player to score 20 or more points in eight regular season games ... He is the only player to score at least 33 percent of his team's points in eight straight seasons ... Holds the top two scoring seasons in AFL history with 155 points in 1964 and 147 points in 1961 ... Registered the fifth-highest scoring season in AFL annals with 132 points in 1965 ... Ranks third on the Patriots all-time scoring list with 1,130 points (42 TDs, 176 FGs and 342 PATs) ... Ranks third in Patriots history with 353 extra points attempted and 342 extra points made ... Enters 2021 in 12th place on the Patriots receiving list with 292 catches and 10th with 4,589 receiving yards ... Holds the Patriots single-game record for points with 28 on Dec. 18, 1965 vs. Houston ... Selected as a member of the All-AFL 10 Year Anniversary Team in 1971 ... Named to the Patriots All-Time Team in 2009.

### CAPPELLETTI'S PATRIOTS STATISTICS

RECEPTIONS												KICKING											
Year	G	No	Yds	Avg	LG	TD	XP	XPA	FG	FGA	Pts	Year	G	No	Yds	Avg	LG	TD	XP	XPA	FG	FGA	Pts
1960	14	1	28	28.0	28	0	30	32	8	22	60	1966	14	43	676	15.7	63½	6	35	36	16	32	119
1961	14	45	768	17.1	53	8	48	50	17	32	147	1967	14	35	397	11.3	35	3	29	30	16	31	95
1962	14	34	479	14.5	40	5	38	40	20	37	128	1968	14	13	182	14.0	30	2	26	26	15	27	83
1963	14	34	493	14.5	38	2	35	36	22	38	113	1969	14	1	21	21.0	21	0	26	27	14	34	68
1964	14	49	865	17.7	58½	7	36	36	25	39	155	1970	13	0	0	0.0	0	0	12	13	6	15	30
1965	14	37	680	18.4	57½	9	27	27	17	27	132	Totals	153	292	4589	15.7	63½	42	342	353	176	334	1,130



## Raymond Clayborn • CB • Texas

Patriots Seasons (13): 1977-89 • Pro Bowls (3)  
Patriots Hall of Fame 2017


Played for the Patriots for 13 seasons from 1977-89 ... Finished his career with a franchise-leading 36 interceptions, since tied by Ty Law in 2004 and still standing today, 32 years after finishing his Patriots career ... Entering the 2021 season, his 555 interception return yards are second in franchise history to Law's 583 return yards ... As a rookie in 1977, his 31.0-yard kickoff return average and three touchdowns returns led the NFL, both of which remain single-season franchise records ... One of just 23 NFL players since the 1970 merger to finish a season with a better than 30.0-yard average on kickoff returns (min. 20 returns) and is the only Patriots player to accomplish the feat

... He was a key contributor en route to the franchise's first Super Bowl berth, intercepting Dan Marino once and recording six passes defended to help end an 18-game losing streak to the Miami Dolphins in the Orange Bowl in the 1985 AFC Championship victory ... Named to the Patriots All-Decade Teams for 1970s and 1980s.

### CLAYBORN'S PATRIOTS STATISTICS

INTERCEPTIONS							INTERCEPTIONS						
Year	G	No	Yds	Avg	LG	TD	Year	G	No	Yds	Avg	LG	TD
1977	14	0	0	0.0	0	0	1984	16	3	102	34.0	85	0
1978	16	4	72	18.0	44	0	1985	16	6	80	13.3	38	1
1979	16	5	56	11.2	27	0	1986	16	3	4	1.3	4	0
1980	16	5	87	17.4	29	0	1987	10	2	24	12.0	24	0
1981	16	2	39	19.5	39	0	1988	16	4	65	16.3	31	0
1982	9	1	26	26.0	26	0	1989	14	1	0	0.0	0	0
1983	16	0	0	0.0	0	0	Patriots Totals	191	36	555	15.4	85	1

# PATRIOTS HALL OF FAME BIOS



## Ben Coates • TE • Livingstone College

Patriots Seasons (9): 1991-99 • Pro Bowls (5)  
Patriots Hall of Fame 2008

Coates played in 142 games over nine seasons with the Patriots, starting 105 ... Enters 2021 sixth all-time in Patriots history in receptions (490), seventh in receiving yards (5,471) and tied for third in receiving touchdowns (50) ... Set the NFL's single-season reception record for a tight end in 1994 with 96 receptions (now tied for ninth) and retired with the franchise record for receptions by a tight end (490) ... Led the team in touchdown receptions for six consecutive seasons (1993-98) and led the team in receptions five times (1993-95, 1997-98) ... Ranks in the top 20 all time among NFL tight ends in receptions (t-20th) and touchdowns (13th) ... Named to the Patriots All-Time Team in 2009.

### COATES' PATRIOTS STATISTICS

Year	G	Rec	Yds	Avg	Lg	TD	Year	G	Rec	Yds	Avg	Lg	TD	Year	G	Rec	Yds	Avg	Lg	TD
1991	16	10	95	9.5	17	1	1994	16	96	1174	12.2	62t	7	1997	16	66	737	11.2	35	8
1992	16	20	171	8.6	22t	3	1995	16	84	915	10.9	35	6	1998	14	67	668	10.0	33	6
1993	16	53	659	12.4	54t	8	1996	16	62	682	11.0	84t	9	1999	16	32	370	11.6	27	2
														Totals	142	490	5471	11.2	84t	50



## Sam Cunningham • RB • Southern California

Patriots Seasons (9): 1973-79, 81-82 • Pro Bowls (1)  
Patriots Hall of Fame 2010

Cunningham played for the Patriots for nine seasons, appearing in 107 games from 1973-79 and 81-82 ... Is the Patriots all-time rushing leader with 5,453 yards and his 43 rushing touchdowns are second in team history to Jim Nance ... Cunningham's 49 overall touchdowns are fifth in team history ... Played a significant role in helping the Patriots set the then NFL record for most rushing yards gained in a season with 3,165 yards in 1978 ... Joined the Patriots as a first-round draft pick in 1973 after an All-American career at USC ... Earned the nickname "Sam Bam" in college for his

daring dives over goal-line pileups while leading USC to a national championship as a senior in 1972 ... Member of the Patriots 50th Anniversary Team and the 1970s All-Decade Team.

### CUNNINGHAM'S PATRIOTS STATISTICS

Year	G	Rush	Yds	Avg	Lg	TD	Year	G	Rush	Yds	Avg	Lg	T D	Year	G	Rush	Yds	Avg	Lg	TD
1973	14	155	516	3.3	25	4	1977	14	270	1015	3.8	31t	4	1982	6	9	21	2.3	4	0
1974	10	166	811	4.9	75t	9	1978	16	199	768	3.9	52t	8	Totals	107	1385	5453	3.9	75t	43
1975	13	169	666	3.9	17	6	1979	12	159	563	3.5	27	5							
1976	11	172	824	4.8	24	3	1981	11	86	269	3.1	12	4							

# PATRIOTS HALL OF FAME BIOS



## Bob Dee • DE • Holy Cross


Patriots Seasons (8): 1960-67 • AFL All-Star Games (4)  
Patriots Hall of Fame 1993

Dee played for the Patriots from 1960-67, never missing a game during his eight-year career and starting 112 consecutive games ... Scored the first touchdown in AFL history when he dove onto a fumble in the end zone in a preseason contest versus Buffalo on July 30, 1960 ... Voted to four AFL All-Star teams (1961, 1963-65) ... Named to the All-AFL 10 Year Anniversary Team in 1971 ... Recorded 27.5 sacks as a member of the Patriots.

### DEE'S PATRIOTS STATISTICS

Year	G	Sacks	Year	G	Sacks	Year	G	Sacks
1960	14	2.5	1963	14	7.0	1966	14	2.5
1961	14	5.5	1964	14	3.5	1967	14	2.5
1962	14	4.0	1965	14	0.0	<b>Totals</b>	<b>112</b>	<b>27.5</b>

## HISTORY



## Kevin Faulk • RB • Louisiana State

Patriots Seasons (13): 1999-2011  
Patriots Hall of Fame 2016


Faulk concluded his 13-year career with the Patriots as one of the most productive players in team history ... He filled various roles after joining the team in 1999 as a second-round pick (46th overall) out of Louisiana State ... He is the Patriots all-time leader in all-purpose yards (12,339) and kickoff return yards (4,088) and is the Patriots all-time leading return specialist, totaling 5,031 combined return yards (4,088 kick return yards and 943 punt return yards) ... He ranks fifth in Patriots history in rushing yards (3,607), seventh in receptions (431), 13th in receiving yards (3,701) and eighth in punt return yards (943) ... For his career, he played in 161 games and accumulated 3,607 yards rushing on 864 attempts for a 4.2-yard average with 16

touchdowns, caught 431 passes for 3,701 receiving yards and 15 touchdowns, returned 180 kicks for 4,088 yards and two touchdowns and returned 101 punts for 943 yards ... Faulk is the Patriots all-time leader in receptions by a running back, totaling 431 in his career and is one of just 32 running backs in NFL history to reach the 400-reception plateau ... In the 2000s decade, he was one of just six players to rush for more than 3,000 yards and gain over 3,000 yards receiving, joining Tiki Barber, Marshall Faulk, Michael Pittman, LaDarian Tomlinson and Brian Westbrook ... Faulk helped the Patriots claim 11 winning seasons, including three Super Bowls titles and five AFC Championships during his 13-year career with New England ... Faulk is a member of the Patriots all-decade and 50th Anniversary teams as a return specialist.

### FAULK'S PATRIOTS STATISTICS

	RUSHING						RECEIVING					KICK RETURNS					PUNT RETURNS					
Year	G	Att	Yds	Avg.	Lg	TD	No.	Yds	Avg.	Lg	TD	No.	Yds	Avg.	Lg	TD	No	Fc	Yds	Avg	Lg	TD
1999	11	67	227	3.4	43	1	12	98	8.2	19	1	39	943	24.2	95	0	10	4	90	9.0	20	0
2000	16	164	570	3.5	18	4	51	465	9.1	52t	1	37	806	21.8	40	0	6	3	58	9.7	35	0
2001	15	41	169	4.1	24	1	30	189	6.3	28	2	33	662	20.1	42	0	4	0	27	6.8	10	0
2002	15	52	271	5.2	45t	2	37	379	10.2	36t	3	26	725	27.9	87t	2	8	4	65	8.1	16	0
2003	15	178	638	3.6	23	0	48	440	9.2	27	0	10	207	20.7	30	0	5	6	66	13.2	19	0
2004	11	54	255	4.7	20	2	26	248	9.5	31t	1	4	73	18.3	24	0	20	11	133	6.7	16	0
2005	8	51	145	2.8	13	0	29	260	9.0	23	0	4	81	20.3	26	0	0	0	0	0.0	0	0
2006	15	25	123	4.9	11t	1	43	356	8.3	43t	2	17	364	21.4	31	0	31	5	330	10.6	43	0
2007	16	62	265	4.3	14	0	47	383	8.1	23	1	2	47	23.5	27	0	0	9	0	0.0	0	0
2008	15	83	507	6.1	41	3	58	486	8.4	22	3	2	36	18.0	25	0	10	9	132	13.2	24	0
2009	15	62	335	5.4	29	2	37	301	8.1	38t	1	6	144	24.0	32	0	5	2	31	6.2	15	0
2010	2	8	45	5.6	11	0	6	62	10.3	21	0	0	0	0.0	0	0	0	1	0	0.0	0	0
2011	7	17	57	3.4	9	0	7	34	4.9	18	0	0	0	0.0	0	0	2	0	11	5.5	7	0
Totals:	161	864	3607	4.2	45t	16	431	3,701	8.6	52t	15	180	4088	22.7	95	2	101	54	943	9.3	43	0

# PATRIOTS HALL OF FAME BIOS



## Leon Gray • T • Jackson State

Patriots Seasons (6): 1973-78 • Pro Bowls (2)  
Patriots Hall of Fame 2019

Gray was a third-round draft pick in 1973 by the Miami Dolphins as an offensive tackle out of Jackson State ... He was cut by Miami before the start of the season and claimed off waivers by New England ... By the 1976 season, he was viewed as arguably the best left tackle in the game ... He was a key member of an offensive line that allowed a franchise-low 14 sacks in 1977 ... Gray teamed with Patriots and Pro Football Hall of Famer John Hannah to form what is generally considered one of the best guard/tackle tandems in NFL history ... At the end of the 1976 season, Gray was selected to play in the Pro Bowl – the first of two such honors as a Patriot

and the first of four trips to the Pro Bowl during his 11-year NFL career ... In 1976, Gray helped power a Patriots rushing game that averaged 210.6 yards per game (which remains a franchise record) and led the Patriots to their first 11-win season in franchise history... In 1978, Gray once again paved the way as the Patriots surpassed their season rushing record with 3,165 yards, an NFL record that stood for 40 seasons ... Gray was named a first-team All-Pro by the Associated Press, Pro Football Weekly and the PFWA ... He was also selected to the Pro Bowl for the second time ... After six seasons with the Patriots, Gray finished his career with Houston (1979-81) and New Orleans (1982-83) ... Sadly, Gray died in November of 2001 at the age of 49.

HISTORY



## Steve Grogan • QB • Kansas State

Patriots Seasons (16): 1975-90  
Patriots Hall of Fame 1995


Grogan spent 16 seasons with the Patriots from 1975-90, a franchise record until surpassed by Tom Brady, who spent 20 seasons in a Patriots uniform ... Finished his career as the Patriots all-time career passing leader with 26,886 yards ... Held a franchise record until 2007 with 182 career touchdown passes ... Rushed for 2,164 yards (4.9 avg.) ... His 35 rushing touchdowns rank fourth in team history ... Tied for sixth in franchise history with 12 rushing scores in a season (1976) ... Held a Patriots single-game record until 2007 with a 153.9 passer rating, achieved by completing 13-of-18 passes for 315 yards with five touchdowns and no interceptions vs. N.Y. Jets (9/9/79) ... Named to the Patriots 35th Anniversary Team in 1994.

### GROGAN'S PATRIOTS STATISTICS

PASSING											RUSHING				PASSING											RUSHING			
Years	G	Att	Comp	Yds	TD	Int	Rat.	Att	Yds	TD	Years	G	Att	Comp	Yds	TD	Int	Rat.	Att	Yds	TD								
1975	13	274	139	1976	11	18	60.4	30	110	3	1983	12	303	168	2441	15	12	81.4	23	108	2								
1976	14	302	145	1903	18	20	60.4	60	397	12	1984	3	68	32	444	3	6	46.4	7	12	0								
1977	14	305	160	2162	17	21	65.2	61	324	1	1985	7	156	85	1311	7	5	84.1	20	29	2								
1978	16	362	181	2824	15	23	63.6	81	539	5	1986	4	102	62	976	9	2	113.8	9	23	1								
1979	16	423	206	3286	28	20	77.4	64	368	2	1987	7	161	93	1183	10	9	78.2	20	37	2								
1980	12	306	175	2475	18	22	73.1	30	112	1	1988	6	140	67	834	4	13	37.6	6	12	1								
1981	8	216	117	1859	7	16	63.0	12	49	2	1989	7	261	133	1,97	9	14	60.8	9	19	0								
1982	6	122	66	930	7	4	84.4	9	42	1	1990	4	92	50	615	4	3	76.1	4	-5	0								
											Totals	149	3593	1879	26886	182	208	69.6	445	2,176	35								



# PATRIOTS HALL OF FAME BIOS



## Rodney Harrison • S • Western Illinois

Patriots Seasons (6): 2003-08 • Pro Bowls (2)  
Patriots Hall of Fame 2019

Harrison played the final six seasons of his 15-year NFL career with the Patriots after spending his first nine seasons with the San Diego Chargers ... He played a key role in helping the Patriots to back-to-back Super Bowl titles in his first two seasons with New England in 2003 and 2004 ... Harrison came up big on the biggest stage, with seven interceptions in nine postseason games with the Patriots, including two in Super Bowl XXXIX ... His seven postseason interceptions are tied for the third-most in NFL postseason history, and his four picks in the 2004 playoffs are tied for the third-most in a single postseason ... Harrison had a knack for coming up with interceptions

at crucial times. In the 2004 regular season and playoffs, five of his six interceptions came inside the opponent's 20-yard line with four of those picks coming inside the 4-yard line and two of them coming in the end zone ... His only 2004 interception that did not come inside the 20-yard line was a fourth-quarter interception in Super Bowl XXXIX that ended Philadelphia's last drive to clinch the championship ... In his first two seasons in New England, Harrison was not only the Patriots leading tackler each year, but he also led all NFL defensive backs in tackles both seasons ... He set a career-high with 140 tackles in 2003, followed by a 138-tackle performance in 2004 ... Additionally, he was the leading tackler in the 2003 and 2004 postseasons, while also recording two sacks, six interceptions, seven passes defended and two forced fumbles in the six games leading to New England's back-to-back Super Bowl championships ... He is the all-time leader in sacks by a defensive back with 30½, including nine during his time with the Patriots ... He is the only defensive back in NFL history with 30 sacks and 30 interceptions, with eight of those picks coming during his Patriots career ... Harrison was voted a team captain in each of his six seasons with the Patriots.

### HARRISON'S PATRIOTS STATISTICS

Year	G	TT	UT	Sack	Int	Yds	Year	G	TT	UT	Sack	Int	Yds
2003	16	124	92	3.0	3	0	2006	10	49	34	1.0	1	2
2004	16	129	89	3.0	2	12	2007	12	66	52	2.0	1	2
2005	3	13	9	0.0	0	0	2008	6	45	27	0.0	1	0
						Totals	63	426	303	9.0	8	16	



## Jim Lee Hunt • DT • Prairie View


Patriots Seasons (11): 1960-70 • AFL All-Star Games (4)  
Patriots Hall of Fame 1993

Hunt played from 1960-70 as an original member of the Patriots squad ... Played in 146 games during his 11-season Patriots career ... Voted to four AFL All-Star games (1961, 1966-67 and 1969) ... Voted the "best pass rushing tackle" by AFL scouts in 1967 ... Selected as a member of the All-AFL 10 Year Anniversary Team in 1971 ... Named to the Patriots 35th Anniversary Team in 1994 ... Named to the Patriots Team of the Century in 2000.

### HUNT'S PATRIOTS STATISTICS

Year	G	Sacks	Year	G	Sacks	Year	G	Sacks	Year	G	Sacks
1960	6	0.0	1963	14	0.0	1966	14	9.0	1969	14	3.5
1961	14	3.0	1964	14	2.5	1967	14	5.0	1970	14	2.5
1962	14	0.0	1965	14	3.0	1968	14	1.5	Totals	146	29.0

# PATRIOTS HALL OF FAME BIOS



## Matt Light • T • Purdue

Patriots Seasons (11): 2001-11 • Pro Bowls (3)  
Patriots Hall of Fame 2018

Light joined Troy Brown (2012), Tedy Bruschi (2013) and Kevin Faulk (2016) as the fourth player to enter The Hall as a career Patriot with three Super Bowl rings ... He is also just the sixth player to be selected by the fans into the Patriots Hall of Fame in their first year of eligibility, joining Drew Bledsoe (2011), Brown, Bruschi, Faulk and Ty Law (2014) ... Light spent his entire 11-year career with the Patriots and played a major role in leading the Patriots to 11 consecutive winning seasons, including nine division championships, five conference titles and three Super Bowl titles ...

Light was drafted in the second round (48th overall) of the 2001 NFL Draft out of Purdue and anchored the offensive line at left tackle while protecting Tom Brady's blind side for more than a decade ... He joined Brady (10), Cornelius Bennett, John Elway and Charles Haley as the only other players to start in at least five Super Bowls (Patrick Chung and Devin McCourty have since also joined that group) ... In 2009, Light was recognized as one of the best players in franchise history when he was named to the Patriots 50th Anniversary Team. Light earned Pro Bowl honors following the 2006, 2007 and 2010 seasons ... He helped the Patriots offense finish ranked among the top 10 seven times.



## Willie McGinest • DE/LB • Southern California

Patriots Seasons (12): 1994-2005 • Pro Bowls (2)  
Patriots Hall of Fame 2015


Willie McGinest was the Patriots first-round draft pick in 1994 out of Southern California and was the first draft pick selected under the ownership of Robert Kraft ... Played 12 of his 15 NFL seasons with the Patriots and was one of the cornerstones of the team's success in winning the Super Bowl in the 2001, 2003 and 2004 seasons ... Ranks third in team history with 78 sacks and led the team in sacks six times, including a career high 11 in 1995 ... Owns the NFL record with 16 career postseason sacks and set the NFL mark for most sacks in a postseason game with 4½ in a 2005 Wild Card win vs. Jacksonville ... One of his most memorable plays came in a 2003

regular season game when he stuffed Indianapolis running back Edgerrin James on the goal line with 11 seconds remaining to preserve a 38-34 win over the Colts ... Was a versatile player, who played defensive end and linebacker and earned Pro Bowl honors in 1996 and 2003 ... The Patriots posted a winning record in nine of his 12 seasons, won the division six times, the AFC four times and the Super Bowl three times.

### MCGINEST'S PATRIOTS STATISTICS

Year	G	Sacks	Year	G	Sacks	Year	G	Sacks
1994	16	4.5	1998	9	3.5	2002	16	5.5
1995	16	11.0	1999	16	9.0	2003	14	5.5
1996	16	9.5	2000	14	6.0	2004	16	9.5
1997	11	2.0	2001	11	6.0	2005	16	6.0
<b>Totals</b>							<b>171</b>	<b>78.0</b>

# PATRIOTS HALL OF FAME BIOS



## Stanley Morgan • WR • Tennessee

Patriots Seasons (13): 1977-89 • Pro Bowls (4)  
Patriots Hall of Fame 2007

Morgan played for the Patriots for 13 seasons from 1977-89 ... Entering the 2021 NFL season, his career average of 19.2 yards per catch is the best in NFL history among players with 500 or more career receptions ... Of the 26 wide receivers in the Pro Football Hall of Fame, only one has a higher yards-per-catch average (Paul Warfield, 20.8) ... Entering the 2021 season, is second all-time in Patriots career touchdowns (68 total - 67 receiving, 1 punt ret.), the all-time leader in receiving yards (10,352) and in 100-yard receiving games (38) ... His total of 534 receptions with the Patriots stood as a franchise record from 1984 to 2006 ... His 1,491 receiving yards in 1986 and his 12 receiving touchdowns in 1979 were franchise records until 2007 ... Was

honored in an enshrinement ceremony at the Patriots Kickoff Gala at Gillette Stadium on Aug. 27, 2007 ... Named to the Patriots All-Time Team in 2009.

### MORGAN'S PATRIOTS STATISTICS

Year	G	Rec	Yds	Avg	Lg	TD	Year	G	Rec	Yds	Avg	Lg	TD	Year	G	Rec	Yds	Avg	Lg	TD
1977	14	21	443	21.1	64t	3	1982	9	28	584	10.9	75t	3	1987	9	40	672	16.8	45	3
1978	16	34	820	24.1	75t	5	1983	16	58	863	14.9	50t	2	1988	16	31	502	16.2	32	4
1979	16	44	1002	22.8	63t	12	1984	13	38	709	18.7	76t	5	1989	10	28	486	17.4	55t	3
1980	16	45	991	22.0	71	6	1985	15	39	760	19.5	50t	5	<b>Totals</b>	<b>179</b>	<b>534</b>	<b>10352</b>	<b>19.4</b>	<b>76t</b>	<b>67</b>
1981	13	44	1029	23.4	76t	6	1986	16	84	1491	17.8	44t	10							



## John Morris • C • Holy Cross

Patriots Seasons (11): 1964-74 • AFL All-Star Games (6) • Pro Bowls (4)  
Patriots Hall of Fame 2011

Morris played 11 seasons for the Patriots, appearing in 130 games from 1964-74 ... Earned seven consecutive All-Star appearances with six AFL All-Star games (1964-69) and one Pro Bowl selection (1970) ... Seven league All-Star selections are fourth with in Patriots history behind Matthew Slater (8), Pro Football Hall of Famer John Hannah (9) and Tom Brady (14) ... First Patriots player to be selected to the NFL Pro Bowl ... Anchored an offensive line that opened holes for Jim Nance to amass a team-record 45 touchdowns from 1965-71 ... Named to the Patriots 50th Anniversary Team in 2009 as the center ... Member of the 1960s All-Decade Team.

# PATRIOTS HALL OF FAME BIOS



## Jim Nance • FB • Syracuse

Patriots Seasons (7): 1965-71 • 1966 AFL MVP • AFL All-Star Games (6)  
Patriots Hall of Fame 2009

Nance played for the Patriots for seven seasons from 1965-71 ... Named the 1966 AFL Most Valuable Player ... Holds the Patriots career record with 45 rushing touchdowns, and his 5,323 career rushing yards rank second on the team's all-time list entering 2021 ... His 1,458 rushing yards in 1966 are the third-highest single-season total in team history and stood as the team record for 29 years (1966-95) ... He became the first player in Patriots history to average over 100 yards rushing per game in a single season (104.1 in 1966) ... His 1,458 rushing yards in 1966 were the most in the 10-year history of the AFL and his 1,216 rushing yards in 1967 were the second most in AFL history ... Also played one season for the New York Jets (1973) and two seasons in

the World Football League (1974-75) ... In 2009 became the first running back elected to the Patriots Hall of Fame ... Named to the Patriots All-Time Team in 2009.

### NANCE'S PATRIOTS STATISTICS

Year	G	Rush	Yds	Avg	Lg	TD	Year	G	Rush	Yds	Avg	Lg	TD	Year	G	Rush	Yds	Avg	Lg	TD
1965	14	111	321	2.9	20	5	1968	12	177	593	3.4	30	4	1971	14	129	463	3.6	50	5
1966	14	299	1458	4.9	65	11	1969	14	193	750	3.9	43	6	Totals	94	1323	5323	4.0	65	45
1967	14	269	1216	4.5	53	7	1970	13	145	522	3.6	21	7							



## Steve Nelson • LB • North Dakota State

Patriots Seasons (14): 1974-87 • Pro Bowls (3)  
Patriots Hall of Fame 1993

Nelson spent his entire 14-season career with the Patriots, from 1974-87 ... Played in 174 games as a Patriot ... Voted to three NFL Pro Bowls (1981, 1985-86) ... Led the team in tackles in eight of his 14 seasons ... Recorded over 100 tackles nine times in his career and finished with 1,776 total tackles (10.2 avg. per game) ... Posted a career-high 207 stops in 1984, ranking second in franchise history ... Named to the Patriots 35th Anniversary Team in 1994 ... Named to the Patriots Team of the Century in 2000 ... Named to the Patriots All-Time Team in 2009.

### NELSON'S PATRIOTS STATISTICS

Years	G	TT	UT	Sack	Int	Yds	Years	G	TT	UT	Sack	Int	Yds	Years	G	TT	UT	Sack	Int	Yds
1974	11	79	58	0	0	0	1979	15	135	85	2	1	18	1984	16	207	71	3.5	1	0
1975	14	157	118	2	2	8	1980	16	186	116	0	3	37	1985	15	149	74	2	0	0
1976	10	91	57	1	2	32	1981	12	126	62	0	0	0	1986	10	70	36	1	2	21
1977	13	134	90	4.5	0	0	1982	9	130	45	0	0	0	1987	11	99	35	0	0	0
1978	14	115	75	1	5	104	1983	8	98	30	1	1	6	Totals	174	1776	952	18	17	226

# PATRIOTS HALL OF FAME BIOS



## Vito "Babe" Parilli • QB • Kentucky

Patriots Seasons (7): 1961-67 • AFL All-Star Games (3)  
Patriots Hall of Fame 1993

Parilli played in 94 games for the Patriots from 1961-67 ... Threw for over 20,000 yards during his NFL career ... Voted to three AFL All-Star teams (1963-64 and 1966) and earned the AFL's Comeback Player of the Year Award in 1966 ... Named to the All-AFL 10 Year Anniversary Team in 1971 ... His 31 touchdown passes in 1964 were a team record until 2007 ... Enters the 2021 season ranked fourth on the Patriots all-time career passing list with 16,747 yards and fourth with 132 touchdowns on 2,413 attempts ... Ranks fourth on the Patriots career completion list with 1,140 ... Passed away July 15, 2017.

### PARILLI'S PATRIOTS STATISTICS

Years	G	Att	Comp	Yds	TD	Int	Rat.	Years	G	Att	Comp	Yds	TD	Int	Rat.
1961	14	198	104	1314	13	9	76.5	1965	14	426	173	2597	18	26	50.0
1962	10	253	140	1988	18	8	91.5	1966	14	382	181	2721	20	20	66.9
1963	14	337	153	2345	13	24	52.1	1967	14	344	161	2317	19	24	58.5
1964	14	473	228	3465	31	27	70.8	<b>Totals</b>	<b>94</b>	<b>2413</b>	<b>1140</b>	<b>16747</b>	<b>132</b>	<b>138</b>	<b>64.8</b>



## Richard Seymour • DL • Georgia

Patriots Seasons (8): 2001-08 • Pro Bowls (5)  
Patriots Hall of Fame 2020

Seymour joined Troy Brown (2012), Tedy Bruschi (2013), Kevin Faulk (2016), Ty Law (2014), Matt Light (2018) and Willie McGinest (2015), as the seventh player to enter the Patriots Hall of Fame as a three-time Super Bowl champion with the team ... Seymour spent the first eight seasons of his 12-year NFL career with the Patriots and played an important role in delivering six division titles, four conference crowns and three Super Bowl championships to New England ... He was named to five straight Pro Bowls with the Patriots (2002-06) and earned three straight first-team All-Pro honors (2003-05) ... His five Pro Bowl berths are the most by any Patriots defensive

lineman since the 1970 NFL merger ... Seymour was also a four-time team co-captain ... In 2009, he was voted to the Patriots 50th Anniversary Team and the 2000s All-Decade Team ... Seymour has been a finalist for the Pro Football Hall of Fame for the last three years ... Seymour was drafted by the Patriots sixth overall in the first round of the 2001 NFL Draft out of Georgia ... He immediately established himself as one of the team's premier players and helped the Patriots win their first Super Bowl during his rookie season ... During his time with the Patriots, he anchored a defense that allowed an average of 17.8 points per game and allowed fewer than 20 points per game in six of his eight seasons with New England ... Seymour also blocked seven field goals in his career ... Overall, Seymour started in 105-of-111 games, totaling 460 tackles, including 256 solos stops with 39 sacks ... Seymour was traded to Oakland in the summer of 2009, where he played the final four years of his career, producing two additional Pro Bowl seasons.

### SEYMOUR'S PATRIOTS STATISTICS

Year	G	TT	UT	Sack	FF	FR	Year	G	TT	UT	Sack	FF	FR
2001	13	44	25	3.0	0	1	2006	16	51	25	4.0	0	1
2002	16	56	33	5.5	0	1	2007	9	30	16	1.5	0	0
2003	15	80	45	8.0	1	0	2008	15	63	34	8.0	0	1
2004	15	67	37	5.0	1	1	<b>Totals</b>	<b>111</b>	<b>460</b>	<b>256</b>	<b>39.0</b>	<b>3</b>	<b>6</b>
2005	12	69	41	4.0	1	1							

# PATRIOTS HALL OF FAME BIOS

## CONTRIBUTORS



### William H. "Billy" Sullivan Jr. • Founder

Patriots Hall of Fame 2009

On the occasion of the Patriots 50th anniversary season in 2009, one of Robert Kraft's first announcements was the induction of the team's founder, William H. "Billy" Sullivan, Jr., into the team's Hall of Fame. Sullivan became the first non-player to be inducted into The Hall. On Nov. 16, 1959, William H. Sullivan, Jr. was awarded the eighth and final charter franchise of the American Football League ... Sullivan, with nine other investors, sold non-voting public stock in the franchise to raise capital to help post the franchise fee of \$25,000 ... In 1975, Sullivan purchased additional stock to become majority owner, and in 1976, he purchased all the remaining non-voting stock in the team ... In 1983, Schaefer Stadium was renamed Sullivan Stadium to honor Sullivan's contributions to the franchise ... Sullivan owned the Patriots through 1988, when he sold the franchise to Victor Kiam.



### Gil Santos • Radio Broadcaster

Patriots Hall of Fame 2013

During a pregame ceremony to honor Gil Santos and Gino Cappelletti prior to the 2012 regular season finale, Patriots Chairman and CEO Robert Kraft announced that Santos, the legendary Voice of the New England Patriots, would be a 2013 inductee into the Patriots Hall of Fame ... Santos, who valiantly overcame life-threatening health complications early in 2012 to return to the broadcast booth, announced his intention to retire after the 2012 season ... For 36 seasons, spanning five decades, he earned the moniker "Voice of the New England Patriots." ... In 36 seasons, he missed just one game, a preseason game in 1971 ... Santos called the action for 745 career Patriots games ... Santos began calling games for the Boston Patriots at Fenway Park in 1966 ... For the first five seasons, he provided color analysis alongside veteran play-by-play man Bob Starr ... When the team moved to Foxborough in 1971, Santos moved into his role as play-by-play voice of the Patriots (1971-79) ... WBZ lost the Patriots radio rights in the 1980s, but got them back in 1991 and returned Santos to his natural position as Voice of the New England Patriots, a position he held for 22 seasons.



### Tracy Sormanti • Cheerleader Director

Patriots Hall of Fame 2021

Tracy Sormanti, the team's longtime cheerleading director, passed away on Friday, Dec. 4, 2020 after a three-year battle with multiple myeloma ... Sormanti, just 58 years old, was in her 32nd season of service with the Patriots organization ... Patriots Chairman and CEO Robert Kraft announced her induction in the summer of 2021 ... Kraft said, "Tracy Sormanti was one of my first hires after I bought the team, and after nearly three decades, I can confidently say that there was no one more dedicated to her job or caring and compassionate about those she coached. Like all great coaches, she was meticulous in her preparation and brought the best out of her squads." ... Sormanti, a Rhode Island native, first joined the organization in 1983 as a Patriots cheerleader ... She was a member of the Patriots cheerleading squad from 1983-84 and again from 1991-93, concluding her cheerleading career by representing the Patriots at the 1993 Pro Bowl. Shortly after Kraft bought the team in 1994, he named Sormanti the cheerleading director ... Over 27 seasons, Sormanti's squads performed at 10 Super Bowls, visited more than 30 countries and two dozen foreign operating bases on military tours, and made thousands of community appearances.

# PATRIOTS ALL-DECADE TEAMS

In 2009, on the occasion of the Patriots 50th Anniversary Season, the Patriots Hall of Fame Selection Committee selected all-decade teams to represent the greatest players from each decade in team history.

The 1960s All-Decade Team was previously chosen in 1971 as the Patriots 10th Anniversary Team.

The 2000s All-Decade Team was chosen in 2010. The 2010s All-Decade Team was chosen in the spring of 2020.

## 2010s ALL-DECADE TEAM

OFFENSE			DEFENSE			SPECIAL TEAMS		
OT	Nate Solder	2011-17	DE	Chandler Jones	2012-15	K	Stephen Gostkowski	2006-19
OT	Sebastian Vollmer	2009-16	DE	Trey Flowers	2015-18	P	Ryan Allen	2013-18
G	Logan Mankins	2005-13	DT	Vince Wilfork	2004-14	Ret	Julian Edelman	2009-20
G	Joe Thuney	2016-20	DT	Lawrence Guy	2017-present	SpT	Matthew Slater	2008-present
C	David Andrews	2015-present	OLB	Rob Ninkovich	2009-16	<b>Head Coach</b>		
TE	Rob Gronkowski	2010-18	OLB	Kyle Van Noy	2016-19		Bill Belichick	2000-present
WR	Julian Edelman	2009-20	ILB	Dont'a Hightower	2012-present			
WR	Wes Welker	2007-12	ILB	Jerod Mayo	2008-15			
QB	Tom Brady	2000-19	CB	Stephon Gilmore	2017-present			
RB	James White	2014-present	CB	Malcolm Butler	2014-17			
FB	James Develin	2012-19	S	Devin McCourty	2010-present			
FLEX	Danny Amendola	2013-17	S	Patrick Chung	2009-12; 2014-19			

## 2000s ALL-DECADE TEAM

OFFENSE			DEFENSE			SPECIAL TEAMS		
OT	Nick Kaczur	2005-09	DE	Richard Seymour	2001-08	K	Adam Vinatieri	1996-05
OT	Matt Light	2001-11	DE	Ty Warren	2003-09	P	Josh Miller	2004-06
G	Joe Andruzzi	2000-04	NT	Vince Wilfork	2004-14	Ret	Kevin Faulk	1999-11
G	Logan Mankins	2005-13	OLB	Willie McGinest	1994-05	SpT	Larry Izzo	2001-08
C	Dan Koppen	2003-11	OLB	Mike Vrabel	2001-08	<b>Head Coach</b>		
TE	Daniel Graham	2002-06	ILB	Tedy Bruschi	1996-08		Bill Belichick	2000-present
WR	Troy Brown	1993-07	ILB	Roman Phifer	2001-04			
WR	Randy Moss	2007-10	CB	Ty Law	1995-04			
WR	Wes Welker	2007-12	CB	Asante Samuel	2003-07			
QB	Tom Brady	2000-19	S	Rodney Harrison	2003-08			
RB	Corey Dillon	2004-06	S	Lawyer Milloy	1996-02			

## 1990s ALL-DECADE TEAM

OFFENSE			DEFENSE			SPECIAL TEAMS		
OT	Bruce Armstrong	1987-00	DE	Willie McGinest	1994-05	K	Adam Vinatieri	1996-05
OT	Pat Harlow	1991-95	DE	Brent Williams	1986-93	P	Tom Tupa	1996-98
G	Todd Rucci	1993-99	NT	Tim Goad	1988-94	Ret	Dave Meggett	1995-97
G	Max Lane	1994-00	OLB	Andre Tippett	1982-93	SpT	Larry Whigham	1994-00
C	Dave Wohlabaugh	1995-98	OLB	Chris Slade	1993-00	<b>Head Coach</b>		
TE	Ben Coates	1991-99	ILB	Vincent Brown	1988-95		Bill Parcells	1993-96
WR	Terry Glenn	1996-01	ILB	Ted Johnson	1995-04			
WR	Shawn Jefferson	1996-99	CB	Maurice Hurst	1989-95			
QB	Drew Bledsoe	1993-01	CB	Ty Law	1995-04			
RB	Curtis Martin	1995-97	S	Willie Clay	1996-98			
RB	Leonard Russell	1991-93	S	Lawyer Milloy	1996-02			



# PATRIOTS ALL-DECADE TEAMS

## 1980s ALL-DECADE TEAM

OFFENSE			DEFENSE			SPECIAL TEAMS		
OT	Bruce Armstrong	1987-00	DE	Julius Adams	1971-77, 79-85, 87	K	Tony Franklin	1984-87
OT	Brian Holloway	1981-86	DE	Garin Veris	1985-91	P	Rich Camarillo	1981-87
G	John Hannah	1973-85	NT	Richard Bishop	1976-81	Ret	Irving Fryar	1984-92
G	Ron Wooten	1982-88	OLB	Andre Tippett	1982-93	SpT	Mosi Tatupu	1978-90
C	Pete Brock	1976-87	OLB	Don Blackmon	1981-87	<b>Head Coach</b>		
TE	Lin Dawson	1981-90	ILB	Steve Nelson	1974-87	Raymond Berry		
WR	Irving Fryar	1984-92	ILB	Johnny Rembert	1983-92	1984-89		
WR	Stanley Morgan	1977-89	CB	Raymond Clayborn	1977-89			
QB	Steve Grogan	1975-90	CB	Ronnie Lippett	1983-91			
RB	Tony Collins	1981-87	S	Roland James	1980-90			
RB	Craig James	1984-88	S	Fred Marion	1982-91			

## 1970s ALL-DECADE TEAM

OFFENSE			DEFENSE			SPECIAL TEAMS		
OT	Leon Gray	1973-78	DE	Julius Adams	1971-87	K	John Smith	1974-83
OT	Tom Neville	1965-77	DE	Tony McGee	1974-81	P	Mike Patrick	1975-78
G	John Hannah	1974-85	NT	Ray Hamilton	1973-81	Ret	Mack Herron	1973-75
G	Sam Adams	1972-80	OLB	Steve Zabel	1975-78	SpT	Mosi Tatupu	1978-90
C	Bill Lenkaitis	1971-81	OLB	Steve King	1973-81	<b>Head Coach</b>		
TE	Russ Francis	1975-80, 87-88	ILB	Steve Nelson	1974-87	Chuck Fairbanks		
WR	Stanley Morgan	1977-89	ILB	Sam Hunt	1974-79	1973-78		
WR	Randy Vataha	1971-76	CB	Raymond Clayborn	1977-89			
QB	Steve Grogan	1975-90	CB	Mike Haynes	1976-82			
RB	Sam Cunningham	1973-79, 81-82	S	Tim Fox	1976-81			
RB	Andy Johnson	1974-81	S	Prentice McCray	1974-80			

## 1960s ALL-DECADE TEAM

OFFENSE			DEFENSE			SPECIAL TEAMS		
OT	Charlie Long	1961-69	DE	Bob Dee	1960-67	K	Gino Cappelletti	1960-70
OT	Tom Neville	1965-77	DE	Larry Eisenhauer	1961-69	P	Tom Yewcic	1961-67
G	Billy Neighbors	1962-65	DT	Houston Antwine	1961-71	Ret	Larry Garron	1960-68
G	Lennie St. Jean	1964-73	DT	Jim Lee Hunt	1960-71	SpT	Don Webb	1962-71
C	Jon Morris	1964-74	OLB	Tom Addison	1960-67	<b>Head Coach</b>		
TE	Jim Whalen	1965-69	OLB	Ed Philpott	1966-71	Mike Holovak		
WR	Jim Colclough	1960-68	MLB	Nick Buoniconti	1962-68	1961-68		
WR	Art Graham	1963-69	CB	Chuck Shonta	1960-67			
QB	Vito "Babe" Parilli	1961-67	CB	Daryl Johnson	1968-71			
RB	Larry Garron	1960-68	S	Don Webb	1962-71			
RB	Jim Nance	1965-71	S	Ron Hall	1961-67			

# PATRIOTS 50TH ANNIVERSARY TEAM



*In recognition of the 50th anniversary season in 2009, the Patriots Hall of Fame nominating committee selected an All-Time Team recognizing the greatest players at each position to play for the Patriots over 50 years.*

**HEAD COACH:** Bill Belichick

**HONORARY OFFENSIVE CAPTAIN:** Gino Cappelletti

**HONORARY DEFENSIVE CAPTAIN:** Tedy Bruschi

## ALL-TIME OFFENSE

Bruce Armstrong	Tackle
Matt Light	Tackle
John Hannah	Guard
Logan Mankins	Guard
Jon Morris	Center
Ben Coates	Tight End
Stanley Morgan	Wide Receiver
Troy Brown	Wide Receiver
Irving Fryar	Wide Receiver
Tom Brady	Quarterback
Jim Nance	Running Back
Sam Cunningham	Running Back

## ALL-TIME DEFENSE


Julius Adams	Defensive End
Richard Seymour	Defensive End
Houston Antwine	Defensive Tackle
Vince Wilfork	Defensive Tackle
Andre Tippett	Outside Linebacker
Mike Vrabel	Outside Linebacker
Steve Nelson	Inside Linebacker
Nick Buoniconti	Inside Linebacker
Mike Haynes	Cornerback
Ty Law	Cornerback
Fred Marion	Safety
Rodney Harrison	Safety

## ALL-TIME SPECIALISTS

Adam Vinatieri	Place Kicker	Rich Camarillo	Punter
Kevin Faulk	Returner	Mosi Tatupu	Special Teams



The Patriots 50th Anniversary Team was recognized during halftime of the Patriots 2009 home-opener against the Buffalo Bills on September 14.



# PATRIOTS ALL-DYNASTY TEAM



*The Patriots All-Dynasty Team was selected by a combination of fan voting and a panel of experts knowledgeable about the Patriots over the last two decades. Every member of the Patriots All-Dynasty Team played in a Super Bowl and all but four of the 42 team members won at least one Super Bowl title. Thirty-five won more than one and 39 played in multiple Super Bowls.*

**HEAD COACH:** Bill Belichick

## ALL-DYNASTY OFFENSE

Matt Light	Tackle
Nate Solder	Tackle
Sebastian Vollmer	Tackle
Joe Andruzzi	Guard
Logan Mankins	Guard
Joe Thuney	Guard
Dan Koppen	Center
Rob Gronkowski	Tight End
Daniel Graham	Tight End
Troy Brown	Wide Receiver
Julian Edelman	Wide Receiver
Randy Moss	Wide Receiver
Wes Welker	Wide Receiver
Tom Brady	Quarterback
Corey Dillon	Running Back
Kevin Faulk	Running Back
James White	Running Back
James Develin	Fullback

## ALL-TIME SPECIALISTS

Adam Vinatieri	Place Kicker
Ellis Hobbs	Kickoff Returner
Julian Edelman	Punt Returner
Larry Izzo	Special Teamer
Joe Cardona	Long Snapper

## ALL-TIME DEFENSE

Richard Seymour	Defensive Line
Ty Warren	Defensive Line
Vince Wilfork	Defensive Line
Willie McGinest	Outside Linebacker
Rob Ninkovich	Outside Linebacker
Mike Vrabel	Outside Linebacker
Tedy Bruschi	Inside Linebacker
Dont'a Hightower	Inside Linebacker
Roman Phifer	Inside Linebacker
Stephon Gilmore	Cornerback
Ty Law	Cornerback
Asante Samuel	Cornerback
Patrick Chung	Safety
Rodney Harrison	Safety
Devin McCourty	Safety

## HONORABLE MENTION SELECTIONS

WR Danny Amendola, C David Andrews, RB LeGarrette Blount, K Stephen Gostkowski, G Shaq Mason, ILB Jerod Mayo, S Lawyer Milloy, G Stephen Neal.

# PATRIOTS IN THE PRO BOWL

Includes AFL All-Star Games (1960-1970), AFC-NFC Pro Bowls (1971-2012, 2016-19) and NFL Pro Bowl (2013-15).

No game played in 2020.

## 1960 (4)

No game played  
LB Tom Addison (1)  
DB Ross O'Hanley (1)  
DE Bob Dee (1)  
G Charlie Leo (1)

## 1961 (7)

LB Tom Addison (2)  
DB Fred Bruney (1)  
WR Gino Cappelletti (1)  
DE Bob Dee (2)  
HB Larry Garron (1)  
DT Jim Hunt (1)  
G Charlie Leo (2)

## 1962 (6)

LB Tom Addison (3)  
DB Fred Bruney (2)  
DE Larry Eisenhauer (1)  
WR Jim Colclough (1)  
DB Dick Felt (1)  
T Charlie Long (1)

## 1963 (11)

LB Tom Addison (4)  
DT Houston Antwine (1)  
LB Nick Buoniconti (1)  
WR Gino Cappelletti (2)  
DE Bob Dee (3)  
DE Larry Eisenhauer (2)  
FB Larry Garron (2)  
DB Ron Hall (1)  
G Charlie Long (2)  
G Billy Neighbors (1)  
QB Babe Parilli (1)

## 1964 (9)

LB Tom Addison (5)  
DT Houston Antwine (2)  
LB Nick Buoniconti (2)  
WR/K Gino Cappelletti (3)  
DE Bob Dee (3)  
DE Larry Eisenhauer (3)  
RB Larry Garron (3)  
C Jon Morris (1)  
QB Babe Parilli (2)

## 1965 (4)

DT Houston Antwine (3)  
LB Nick Buoniconti (3)  
DE Bob Dee (4)  
C Jon Morris (2)

## 1966 (11)

DT Houston Antwine (4)  
LB Nick Buoniconti (4)  
WR/K Gino Cappelletti (4)  
DE Larry Eisenhauer (4)  
DT Jim Lee Hunt (2)  
C Jon Morris (3)  
FB Jim Nance (1)  
T Tom Neville (1)  
QB Babe Parilli (3)  
DB Chuck Shonta (1)  
G Len St. Jean (1)

## 1967 (7)

DT Houston Antwine (5)  
LB Nick Buoniconti (5)  
RB Larry Garron (4)  
DT Jim Lee Hunt (3)  
C Jon Morris (4)  
FB Jim Nance (2)  
T Don Oakes (1)

## 1968 (5)

DT Houston Antwine (6)  
WR/K Gino Cappelletti (5)  
CB Leroy Mitchell (1)  
C Jon Morris (5)  
T Tom Neville (2)

## 1969 (6)

RB Carl Garrett (1)  
DT Jim Lee Hunt (4)  
C Jon Morris (6)  
WR Ron Sellers (1)  
QB Mike Taliaferro (1)  
S Don Webb (1)

## 1970 (1)

C Jon Morris (7)

## 1971-75 (0)

None

## 1976 (4)

TE Russ Francis (1)  
T Leon Gray (1)  
G John Hannah (1)  
CB Mike Haynes (1)

## 1977 (2)

TE Russ Francis (2)  
CB Mike Haynes (2)

## 1978 (5)

FB Sam Cunningham (1)  
TE Russ Francis (3)  
T Leon Gray (2)  
G John Hannah (2)  
CB Mike Haynes (3)

## 1979 (3)

G John Hannah (3)  
CB Mike Haynes (4)  
WR Stanley Morgan (1)

## 1980 (7)

DE Julius Adams (1)  
FS Tim Fox (1)  
G John Hannah (4)  
CB Mike Haynes (5)  
WR Stanley Morgan (2)  
LB Steve Nelson (1)  
PK John Smith (1)

## 1981 (1)

G John Hannah (5)

## 1982 (2)

G John Hannah (6)  
CB Mike Haynes (6)

## 1983 (5)

P Rich Camarillo (1)  
CB Ray Clayborn (1)  
RB Tony Collins (1)  
G John Hannah (7)  
T Brian Holloway (1)

## 1984 (4)

G John Hannah (8)  
T Brian Holloway (2)  
LB Steve Nelson (2)  
LB Andre Tippett (1)

# PATRIOTS IN THE PRO BOWL

## 1985 (8)

CB Ray Clayborn (2)  
RT Irving Fryar (1)  
G John Hannah (9)  
T Brian Holloway (3)  
RB Craig James (1)  
FS Fred Marion (1)  
LB Steve Nelson (3)  
LB Andre Tippett (2)

## 1986 (5)

CB Ray Clayborn (3)  
K Tony Franklin (1)  
WR Stanley Morgan (3)  
SpT Mosi Tatupu (1)  
LB Andre Tippett (3)

## 1987 (2)

WR Stanley Morgan (4)  
LB Andre Tippett (4)

## 1988 (3)

RB John Stephens (1)  
LB Andre Tippett (5)  
LB Johnny Rembert (1)

## 1989 (1)

LB Johnny Rembert (2)

## 1990 (1)

T Bruce Armstrong (1)

## 1991 (2)

T Bruce Armstrong (2)  
TE Marv Cook (1)

## 1992 (1)

TE Marv Cook (2)

## 1993 (0)

None

## 1994 (3)

T Bruce Armstrong (3)  
QB Drew Bledsoe (1)  
TE Ben Coates (1)

## 1995 (3)

T Bruce Armstrong (4)  
TE Ben Coates (2)  
RB Curtis Martin (1)

## 1996 (6)

T Bruce Armstrong (5)  
QB Drew Bledsoe (2)  
TE Ben Coates (3)  
RB Curtis Martin (2)  
DE Willie McGinest (1)  
KR David Meggett (1)

## 1997 (5)

T Bruce Armstrong (6)  
QB Drew Bledsoe (3)  
TE Ben Coates (4)  
LB Chris Slade (1)  
SpT Larry Whigham (1)

## 1998 (3)

TE Ben Coates (5)  
CB Ty Law (1)  
S Lawyer Milloy (1)

## 1999 (2)

WR Terry Glenn (1)  
S Lawyer Milloy (2)

## 2000 (0)

None

## 2001 (4)

QB Tom Brady (1)  
WR Troy Brown (1)  
CB Ty Law (2)  
S Lawyer Milloy (3)

## 2002 (6)

SpT Larry Izzo (2)  
S Lawyer Milloy (4)  
CB Ty Law (3)  
DT Richard Seymour (1)  
K Adam Vinatieri (1)  
C Damien Woody (1)

## 2003 (3)

CB Ty Law (4)  
LB Willie McGinest (2)  
DT Richard Seymour (2)

## 2004 (5)

QB Tom Brady (2)  
LB Tedy Bruschi (1)  
SpT Larry Izzo (3)  
DT Richard Seymour (3)  
K Adam Vinatieri (2)

## 2005 (2)

QB Tom Brady (3)  
DT Richard Seymour (4)

## 2006 (2)

T Matt Light (1)  
DT Richard Seymour (5)

## 2007 (8)

QB Tom Brady (4)  
C Dan Koppen (1)  
T Matt Light (2)  
G Logan Mankins (1)  
WR Randy Moss (6)  
CB Asante Samuel (1)  
LB Mike Vrabel (1)  
NT Vince Wilfork (1)

## 2008 (2)

K Stephen Gostkowski (1)  
WR Wes Welker (1)

## 2009 (5)

QB Tom Brady (5)  
G Logan Mankins (2)  
S Brandon Meriweather (1)  
WR Wes Welker (2)  
NT Vince Wilfork (2)

## 2010 (8)

QB Tom Brady (6)  
LT Matt Light (3)  
G Logan Mankins (3)  
LB Jerod Mayo (1)  
CB Devin McCourty (1)  
S Brandon Meriweather (2)  
WR Wes Welker (3)  
NT Vince Wilfork (3)

# PATRIOTS IN THE PRO BOWL

## 2011 (8)

QB	Tom Brady (7)
DE	Andre Carter (1)
TE	Rob Gronkowski (1)
G	Logan Mankins (4)
ST	Matthew Slater (1)
G	Brian Waters (6)
WR	Wes Welker (4)
NT	Vince Wilfork (4)

## 2012 (7)

QB	Tom Brady (8)
TE	Rob Gronkowski (2)
G	Logan Mankins (5)
LB	Jerod Mayo (2)
ST	Matthew Slater (2)
WR	Wes Welker (5)
NT	Vince Wilfork (5)

## 2013 (5)

QB	Tom Brady (9)
K	Stephen Gostkowski (2)
G	Logan Mankins (6)
ST	Matthew Slater (3)
CB	Aqib Talib (1)

## 2014 (7)

QB	Tom Brady (10)
WR	Julian Edelman (1)
K	Stephen Gostkowski (3)
TE	Rob Gronkowski (3)
S	Devin McCourty (2)
CB	Darrelle Revis (6)
ST	Matthew Slater (4)

## 2015 (7)

QB	Tom Brady (11)
CB	Malcolm Butler (1)
LB	Jamie Collins (1)
K	Stephen Gostkowski (4)
TE	Rob Gronkowski (4)
DE	Chandler Jones (1)
ST	Matthew Slater (5)

## 2016 (6)

QB	Tom Brady (12)
RB	LeGarrette Blount (1)
CB	Malcolm Butler (2)
LB	Dont'a Hightower (1)
DB	Devin McCourty (3)
ST	Matthew Slater (6)

## 2017 (6)

QB	Tom Brady (13)
FB	James Develin (1)
TE	Rob Gronkowski (5)
DB	Devin McCourty (4)
ST	Matthew Slater (7)
T	Nate Solder (1)

## 2018 (2)

QB	Tom Brady (14)
CB	Stephon Gilmore (2)

## 2019 (3)

CB	Stephon Gilmore (3)
LB	Dont'a Hightower (2)
ST	Matthew Slater (8)

## 2020\* (3)

P	Jake Bailey (1)
CB	Stephon Gilmore (4)
ST	Matthew Slater (9)

# PATRIOTS PRO BOWL RECORDS

## MOST APPEARANCES

14	Tom Brady (2001, 04-05, 07, 09-18)
9	John Hannah (1976, 78-85)
9	Matthew Slater (2011-17, 19-20)
7	Jon Morris (1964-70)
6	Houston Antwine (1963-68)
6	Bruce Armstrong (1990-91, 94-97)
6	Mike Haynes (1976-80, 82)
6	Logan Mankins (2007, 09-13)

## MOST CONSECUTIVE APPEARANCES

10	Tom Brady (2009-18)
8	John Hannah (1978-85)
7	Jon Morris (1964-70)
7	Matthew Slater (2011-17)
6	Houston Antwine (1963-68)
5	Ben Coates (1994-98)
5	Mike Haynes (1976-80)
5	Logan Mankins (2009-13)
5	Richard Seymour (2002-06)
5	Andre Tippett (1984-88)
5	Wes Welker (2008-12)

**NOTE:** The year indicates the season in which the player was selected for Pro Bowl participation, but the game itself is played the following January or February. For example, players selected in the 2019 season played in the 2020 Pro Bowl, but are listed under 2019.

\*The Pro Bowl was not played following the 2020 season.

# PATRIOTS HONORS AND AWARDS

## ASSOCIATED PRESS ALL-PRO HONOREES

### 1960 (0)

None

### 1961 (1)

#### FIRST TEAM

G Charles Leo (1)

### 1962 (6)

#### FIRST TEAM

DE Larry Eisenhauer (1)

#### SECOND TEAM

LB Tom Addison (1)

DE Bob Dee (1)

CB Dick Felt (1)

T Charley Long (1)

G Billy Neighbors (1)

### 1963 (6)

#### FIRST TEAM

DT Houston Antwine (1)

DE Larry Eisenhauer (2)

#### SECOND TEAM

LB Tom Addison (2)

LB Nick Buoniconti (1)

T Charley Long (2)

G Billy Neighbors (2)

### 1964 (8)

#### FIRST TEAM

LB Nick Buoniconti (2)

DE Larry Eisenhauer (3)

S Ron Hall (1)

G Billy Neighbors (3)

QB Babe Parilli (1)

#### SECOND TEAM

LB Tom Addison (3)

DE Bob Dee (2)

C Jon Morris (1)

### 1965 (2)

#### FIRST TEAM

LB Nick Buoniconti (3)

#### SECOND TEAM

C Jon Morris (2)

### 1966 (4)

#### FIRST TEAM

LB Nick Buoniconti (4)

C Jon Morris (3)

FB Jim Nance (1)

#### SECOND TEAM

DT Houston Antwine (2)

### 1967 (3)

#### FIRST TEAM

LB Nick Buoniconti (5)

FB Jim Nance (2)

#### SECOND TEAM

DT Houston Antwine (3)

### 1968 (3)

#### FIRST TEAM

TE Jim Whalen (1)

#### SECOND TEAM

DT Houston Antwine (4)

CB Leroy Mitchell (1)

### 1969 (3)

#### SECOND TEAM

DT Houston Antwine (5)

C Jon Morris (4)

FB/HB Jim Nance (3)

### 1970-75 (0)

None

### 1976 (3)

#### FIRST TEAM

G John Hannah (1)

#### SECOND TEAM

TE Russ Francis (1)

CB Mike Haynes (1)

### 1977 (2)

#### SECOND TEAM

G John Hannah (2)

CB Mike Haynes (2)

### 1978 (4)

#### FIRST TEAM

T Leon Gray (1)

G John Hannah (3)

#### SECOND TEAM

TE Russ Francis (2)

CB Mike Haynes (3)

### 1979 (2)

#### FIRST TEAM

G John Hannah (4)

#### SECOND TEAM

CB Mike Haynes (4)

### 1980 (3)

#### FIRST TEAM

G John Hannah (5)

#### SECOND TEAM

CB Mike Haynes (5)

WR Stanley Morgan (1)

### 1981 (1)

#### FIRST TEAM

G John Hannah (6)

### 1982 (2)

#### SECOND TEAM

G John Hannah (7)

CB Mike Haynes (6)

### 1983 (2)

#### FIRST TEAM

G John Hannah (8)

#### SECOND TEAM

P Rich Camarillo (1)

### 1984 (1)

#### SECOND TEAM

G John Hannah (9)

### 1985 (4)

#### FIRST TEAM

G John Hannah (10)

LB Andre Tippett (1)

#### SECOND TEAM

KR Irving Fryar (1)

T Brian Holloway (1)

### 1986 (3)

#### SECOND TEAM

K Tony Franklin (1)

WR Stanley Morgan (2)

LB Andre Tippett (2)

### 1987 (1)

#### FIRST TEAM

LB Andre Tippett (3)

### 1988 (2)

#### SECOND TEAM

T Bruce Armstrong (1)

LB Andre Tippett (4)

### 1989-90 (0)

None

### 1991 (2)

#### FIRST TEAM

TE Marv Cook (1)

#### SECOND TEAM

LB Vincent Brown (1)

### 1992-93 (0)

None

### 1994 (1)

#### FIRST TEAM

TE Ben Coates (1)

### 1995 (1)

#### FIRST TEAM

TE Ben Coates (2)

### 1996 (2)

#### SECOND TEAM

T Bruce Armstrong (2)

KR Dave Meggett (1)

### 1997 (1)

#### SECOND TEAM

OLB Chris Slade (1)

### 1998 (3)

#### FIRST TEAM

CB Ty Law (1)

#### SECOND TEAM

TE Ben Coates (3)

S Lawyer Milloy (1)

### 1999 (1)

#### FIRST TEAM

S Lawyer Milloy (2)

### 2000-01 (0)

None

### 2002 (1)

#### FIRST TEAM

K Adam Vinatieri (1)



# PATRIOTS HONORS AND AWARDS

## ASSOCIATED PRESS ALL-PRO HONOREES

### 2003 (4)

#### FIRST TEAM

S Rodney Harrison (1)  
CB Ty Law (2)  
DT Richard Seymour (1)

#### SECOND TEAM

ILB Tedy Bruschi (1)

### 2004 (4)

#### FIRST TEAM

DT Richard Seymour (2)

#### SECOND TEAM

ILB Tedy Bruschi (2)  
S Rodney Harrison (2)

#### SPECIAL TEAMS

K Adam Vinatieri (2)

### 2005 (2)

#### FIRST TEAM

DT Richard Seymour (3)

#### SECOND TEAM

QB Tom Brady (1)

### 2006 (1)

#### SECOND TEAM

DT Richard Seymour (4)

### 2007 (9)

#### FIRST TEAM

QB Tom Brady (2)  
T Matt Light (1)  
WR Randy Moss (1)  
CB Asante Samuel (1)  
LB Mike Vrabel (1)

#### SECOND TEAM

C Dan Koppen (1)  
G Logan Mankins (1)  
WR Wes Welker (1)  
NT Vince Wilfork (1)

### 2008 (2)

#### FIRST TEAM

K Stephen Gostkowski (1)

#### SECOND TEAM

WR Wes Welker (2)

### 2009 (2)

#### FIRST TEAM

WR Wes Welker (3)

#### SECOND TEAM

G Logan Mankins (2)

### 2010 (6)

#### FIRST TEAM

QB Tom Brady (3)  
G Logan Mankins (3)  
ILB Jerod Mayo (1)

#### SECOND TEAM

CB Devin McCourty (1)  
T Sebastian Vollmer (1)  
NT Vince Wilfork (2)

### 2011 (4)

#### FIRST TEAM

TE Rob Gronkowski (1)

WR Wes Welker (4)

#### SECOND TEAM

G Logan Mankins (4)  
NT Vince Wilfork (3)

### 2012 (2)

#### FIRST TEAM

NT Vince Wilfork (4)

#### SECOND TEAM

G Logan Mankins (5)

### 2013 (3)

#### SECOND TEAM

G Logan Mankins (6)  
S Devin McCourty (2)  
CB Aqib Talib (1)

### 2014 (3)

#### FIRST TEAM

TE Rob Gronkowski (2)  
CB Darrelle Revis (1)

#### SECOND TEAM

K Stephen Gostkowski (2)

### 2015 (3)

#### FIRST TEAM

K Stephen Gostkowski (3)  
TE Rob Gronkowski (3)

#### SECOND TEAM

LB Jamie Collins (1)

### 2016 (7)

#### FIRST TEAM

ST Matthew Slater (1)

#### SECOND TEAM

QB Tom Brady (4)  
CB Malcolm Butler (1)  
OL Marcus Cannon (1)  
DB Nate Ebner (1)  
LB Dont'a Hightower (1)  
S Devin McCourty (3)

### 2017 (3)

#### FIRST TEAM

QB Tom Brady (5)  
TE Rob Gronkowski (4)

#### SECOND TEAM

ST Matthew Slater (2)

### 2018 (2)

#### FIRST TEAM

CB Stephen Gilmore (1)

#### SECOND TEAM

KOR Cordarrelle Patterson (4)

### 2019 (3)

#### FIRST TEAM

CB Stephen Gilmore (2)  
ST Matthew Slater (3)

#### SECOND TEAM

G Joe Thuney (1)

### 2020 (3)

#### FIRST TEAM

P Jake Bailey (1)  
PR Gunner Olszewski (1)

#### SECOND TEAM

ST Matthew Slater (4)

## PATRIOTS ALL PRO RECORDS

### MOST SELECTIONS

- John Hannah (1976-85)
- Mike Haynes (1976-80, 82)
- Logan Mankins (2007, 09-13)
- Houston Antwine (1963, 66-69)
- Nick Buoniconti (1963-67)
- Tom Brady (2005, 07, 10, 16-17)
- Rob Gronkowski (2011, 14-15, 17)
- Jon Morris (1964-66, 69)
- Richard Seymour (2003-06)
- Matthew Slater (2016-17, 19-20)
- Andre Tippett (1985-88)
- Wes Welker (2007-09, 11)
- Vince Wilfork (2007, 10-12)

### MOST CONSECUTIVE SELECTIONS

- John Hannah (1976-85)
- Nick Buoniconti (1963-67)
- Mike Haynes (1976-80)
- Logan Mankins (2009-13)
- Houston Antwine (1966-69)
- Richard Seymour (2003-06)
- Andre Tippett (1985-88)

### MOST FIRST TEAM SELECTIONS

- John Hannah (1976, 78, 79-81, 83, 85)
- Nick Buoniconti (1964-67)
- Rob Gronkowski (2011, 14-15, 17)
- Tom Brady (2007, 10, 17)
- Larry Eisenhauer (1963-64)
- Richard Seymour (2003-05)

# PATRIOTS HONORS AND AWARDS

## ASSOCIATED PRESS AWARDS

### MOST VALUABLE PLAYER

1964 AFL MVP - WR/K Gino Cappelletti

1966 AFL MVP - RB Jim Nance

2007 - QB Tom Brady

2010 - QB Tom Brady

2017 - QB Tom Brady

### OFFENSIVE PLAYER OF THE YEAR

2007 - QB Tom Brady

2010 - QB Tom Brady

### DEFENSIVE PLAYER OF THE YEAR

2019 - CB Stephon Gilmore

### OFFENSIVE ROOKIE OF THE YEAR

1988 - RB John Stephens

1991 - RB Leonard Russell

1995 - RB Curtis Martin

### DEFENSIVE ROOKIE OF THE YEAR

1976 - CB Mike Haynes

2008 - LB Jerod Mayo

### COMEBACK PLAYER OF THE YEAR

1966 - QB Babe Parilli

2005 - LB Tedy Bruschi

2009 - QB Tom Brady

2014 - TE Rob Gronkowski

### COACH OF THE YEAR

1994 - Bill Parcells

2003 - Bill Belichick

2007 - Bill Belichick

2010 - Bill Belichick

## AFC OFFENSIVE PLAYERS OF THE WEEK

### 1984

QB Tony Eason (Week 3)

### 1986

QB Tony Eason (Week 11)

### 1988

QB Doug Flutie (Week 5)

### 1991

TE Marv Cook (Week 4)

WR Irving Fryar (Week 13)

### 1992

QB Scott Zolak (Week 11)

### 1994

QB Drew Bledsoe (Week 5,11)

### 1995

RB Curtis Martin (Week 10,13)

### 1996

QB Drew Bledsoe (Week 6)

### 1997

RB Curtis Martin (Week 3)

### 1998

QB Drew Bledsoe (Week 12)

### 1999

QB Drew Bledsoe (Week 2)

WR Terry Glenn (Week 4)

### 2000

QB Drew Bledsoe (Week 5)

### 2001

QB Tom Brady (Weeks 5, 11)

WR David Patten (Week 6)

### 2002

QB Tom Brady (Week 1,9)

### 2003

TE Daniel Graham (Week 8)

QB Tom Brady (Week 9, 17)

### 2005

QB Tom Brady (Week 5)

### 2007

QB Tom Brady (Week 3, 6, 7, 14, 17)

WR Randy Moss (Weeks 9, 11)

### 2008

QB Matt Cassel (Week 7,12)

### 2009

QB Tom Brady (Weeks 1, 6, 16)

### 2010

QB Tom Brady (Weeks 12, 13)

### 2011

QB Tom Brady (Weeks 1, 2, 16)

TE Rob Gronkowski (Week 14)

### 2012

QB Tom Brady (Weeks 4, 8, 14)

### 2013

QB Tom Brady (Week 12)

RB LeGarrette Blount (Week 17)

### 2014

RB Jonas Gray (Week 11)

### 2015

QB Tom Brady (Week 8)

### 2016

QB Tom Brady (Weeks 5, 11)

WR Julian Edelman (Week 17)

### 2017

QB Tom Brady (Weeks 2, 3, 10)

TE Rob Gronkowski (Week 15)

RB Dion Lewis (Week 16)

## AFC DEFENSIVE PLAYERS OF THE WEEK

### 1984

CB Ronnie Lippett (Week 11)

### 1985

LB Andre Tippett (Week 7)

S Fred Marion (Week 10)

### 1986

CB Ronnie Lippett (Week 5)

### 1987

LB Andre Tippett (Week 6)

### 1988

S Fred Marion (Week 7)

LB Johnny Rember (Week 10)

### 1995

LB Chris Slade (Week 1)

### 1996

DE Willie McGinest (Weeks 8, 14)

### 1997

S Larry Whigham (Week 13)

### 1998

DT Chad Eaton (Week 14)

S Willie Clay (Week 16)

### 1999

DE Willie McGinest (Week 1)

LB Ted Johnson (Week 17)

### 2000

S Lawyer Milloy (Week 12)

### 2003

LB Tedy Bruschi (Weeks 2, 14)

LB Willie McGinest (Week 16)

### 2004

S Rodney Harrison (Week 2)

LB Tedy Bruschi (Weeks 4, 17)

### 2005

LB Tedy Bruschi (Week 8)

### 2006

DE Jarvis Green (Week 4)

CB Asante Samuel (Week 12)

### 2007

LB Mike Vrabel (Week 8)

CB Asante Samuel (Week 12)

### 2009

S Brandon Meriweather (Week 7)

CB Leigh Bodden (Week 11)

### 2010

S James Sanders (Week 10)

### 2011

DE Andre Carter (Week 10)

### 2014

DE Chandler Jones (Week 2)

### 2016

LB Dont'a Hightower (Week 6)

### 2019

LB Kyle Van Noy (Week 4)

# PATRIOTS HONORS AND AWARDS

## AFC SPECIAL TEAMS PLAYERS OF THE WEEK

<b>1993</b> P Mike Saxon (Week 6)	<b>2003</b> DE Richard Seymour (Week 7) WR Bethel Johnson (Week 13)	<b>2014</b> DL Chris Jones (Week 7) WR Julian Edelman (Week 9) P Ryan Allen (Week 14)
<b>1994</b> P Pat O'Neil (Week 16)	<b>2004</b> K Adam Vinatieri (Week 9)	<b>2015</b> K Stephen Gostkowski (Weeks 7, 10)
<b>1995</b> K Matt Bahr (Week 11)	<b>2005</b> QB Doug Flutie (Week 17)	<b>2016</b> K Stephen Gostkowski (Week 1) P Ryan Allen (Week 3) K Stephen Gostkowski (Week 13)
<b>1996</b> P Tom Tupa (Week 9) RB David Meggett (Week 17)	<b>2006</b> RB Laurence Maroney (Week 7)	<b>2017</b> RB Dion Lewis (Week 10) K Stephen Gostkowski (Week 11)
<b>1998</b> K Adam Vinatieri (Week 12)	<b>2007</b> CB Ellis Hobbs (Week 1)	<b>2018</b> LB Dont'a Hightower (Week 7)
<b>2000</b> NT Chad Eaton (Week 16)	<b>2008</b> P Chris Hanson (Week 17)	<b>2019</b> P Jake Bailey (Weeks 3, 11) ST Matthew Slater (Week 12)
<b>2001</b> K Adam Vinatieri (Week 14) P Ken Walter (Week 15)	<b>2009</b> K Stephen Gostkowski (Week 9)	<b>2020</b> K Nick Folk (Weeks 9, 12) PR Gunner Olszewski (Week 13)
<b>2002</b> LB Larry Izzo (Week 3) K Adam Vinatieri (Week 17)	<b>2010</b> OL Dan Connolly (Week 15)	
	<b>2011</b> WR Julian Edelman (Week 11)	
	<b>2012</b> DB Devin McCourty (Week 7)	

## AFC OFFENSIVE PLAYERS OF THE MONTH

<b>1994</b> QB Drew Bledsoe (December)	<b>2009</b> QB Tom Brady (October)	<b>2015</b> QB Tom Brady (September)
<b>2004</b> RB Corey Dillon (December)	<b>2010</b> QB Tom Brady (December)	<b>2016</b> RB LeGarrette Blount (September)
<b>2007</b> QB Tom Brady (September) QB Tom Brady (October) WR Randy Moss (November)	<b>2011</b> QB Tom Brady (November) QB Tom Brady (December/January)	<b>2017</b> QB Tom Brady (November)
	<b>2014</b> QB Tom Brady (October)	

## AFC DEFENSIVE PLAYERS OF THE MONTH

<b>1986</b> DE Garrin Veris (November)	<b>2003</b> LB Mike Vrabel (December)	<b>2013</b> DE Chandler Jones (November)
<b>1996</b> DE Willie McGinest (October)	<b>2004</b> S Eugene Wilson (September)	<b>2019</b> DB Devin McCourty (September) CB Stephon Gilmore (October)
<b>1997</b> LB Chris Slade (September)		

## AFC SPECIAL TEAMS PLAYERS OF THE MONTH

<b>1996</b> RB David Meggett (December)	<b>2001</b> WR Troy Brown (December)	<b>2013</b> K Stephen Gostkowski (October)
<b>1998</b> K Adam Vinatieri (October)	<b>2004</b> K Adam Vinatieri (November)	<b>2015</b> K Stephen Gostkowski (September)
<b>1999</b> K Adam Vinatieri (September)	<b>2008</b> K Stephen Gostkowski (October)	<b>2018</b> K Stephen Gostkowski (October)

# HISTORICAL TIMELINE: 1959-70

## 1959

- Nov. 22 American Football League's owners meet at the Hotel Nicollet in Minneapolis, Minn., and vote unanimously in favor of admitting Boston to the AFL and granting the franchise to a group represented by Mr. William H. Sullivan, Jr. League founder Lamar Hunt notified Sullivan in a letter dated Nov. 18 that Boston would be admitted.
- Nov. 22 Northwestern RB Ron Burton is selected as first draft choice and Syracuse RB Gerhardt Schwedes is made first territorial choice.
- Dec. Mike Holovak is named director of player personnel. He is the first executive hired.
- Dec. 20 Clemson QB Harvey White becomes the first player to sign a Boston Patriots contract.

## 1960

- Feb. 8 Lou Saban is appointed first head coach.
- Feb. 20 As the result of a public contest, the team nickname of Patriots is chosen. The Patriots also announce that the team colors will be red, white and blue.
- April 1 Boston University Field is named as the Patriots first home.
- April 2 Patriots become first pro team in history to issue public stock.
- April 19 Uniformed Patriot centering football (creative work of cartoonist Phil Bissell) is adopted as team logo.
- July 4 Team opens first training camp at the University of Massachusetts, 350 players attended.
- Aug. 14 Patriots play their first home game, a 24-14 preseason loss to the Dallas Texans before 11,000 fans at Harvard Stadium.
- Sept. 9 In their first regular season game, the Patriots open with a 13-10 loss to Denver at BU Field before a crowd of 21,597.
- Sept. 16 DB Chuck Shonta recovered a fumble on the final play of the game and ran for a touchdown to give the Patriots their first victory with a 28-24 advantage over the N.Y. Titans at the Polo Grounds in New York.
- Nov. 25 The Patriots host the Houston Oilers in front of 27,123 fans at BU Field, recording the first sellout in the history of the AFL.

## 1961

- Oct. 10 Mike Holovak replaces Lou Saban as head coach.
- Dec. 17 The Patriots ended the season with a 41-0 shutout over San Diego to finish with a 9-4-1 record, second in the AFL Eastern Division.

## 1962

- Sept. 16 Opened the season at Harvard Stadium and beat the Houston Oilers, 34-21. The Patriots played the remainder of their games at Boston University Field.

## 1963

- Oct. 11 Patriots play their first game in Fenway Park and beat Oakland, 20-14.
- Dec. 28 With a 26-8 victory over Buffalo, the Patriots win



*In the AFL's first ever preseason game on July 30, 1960, the Patriots defeat Buffalo 28-7 at War Memorial Stadium. Patriots DE Bob Dee (left) recovered a fumble for the league's first touchdown.*

the AFL's Eastern Division title in the league's only season-ending tie-breaker game.

## 1964

- Jan. 5 The Patriots fall in the AFL title game, 51-10, to the Chargers in San Diego.
- Oct. 4 Gino Cappelletti boots six field goals in a win at Denver, setting the team's single-game record.
- Dec. 20 Gino Cappelletti finished the season with 155 total points, an AFL record and ranks 13th in NFL history. He won AFL MVP honors.

## 1966

- Rommie Loudd becomes the first African-American assistant coach in the AFL when Mike Holovak adds him to the Patriots coaching staff prior to the 1966 season. The following season, Loudd was named director of player personnel.
- Dec. 17 Jim Nance rushes for 78 yards against the N.Y. Jets in the season finale giving him 1,458 yards rushing for the season, a Patriots single-season team record until 1995. Nance was later honored with the league's Most Valuable Player award.

## 1967

- Aug. 13 Patriots played the Baltimore Colts of the NFL in a preseason game. It was the first time the Patriots had played an NFL team. The Patriots lost the game 33-3.
- Dec. 17 Jim Nance finishes the season with 1,216 yards rushing and becomes the first player in AFL history to rush for over 1,000 yards in back-to-back seasons.

## 1968

- Nov. 10 Gino Cappelletti became the first player in AFL history to score more than 1,000 points in his career, reaching the milestone on a 19-yard touchdown catch vs. San Diego.

## 1969

- Jan. 30 Patriots appoint Clive Rush as vice president and head coach.

## 1970

- Feb. 1 The AFL and NFL announce a merger, forming a common league with 26 teams, 13 in the American

# HISTORICAL TIMELINE: 1970-82

## 1970 (CONT.)

- Football Conference and 13 in the National Football Conference.
- April 4 Foxborough selected as the new playing site for the Patriots.
- Sept. 23 Official ground-breaking ceremonies begin for the construction of the Patriots new stadium in Foxborough. The stadium opened nearly one year later.
- Nov. 12 John Mazur replaces Clive Rush as head coach.

## 1971

- Mar. 22 The Boston Patriots are renamed the New England Patriots.
- Aug. 15 The Patriots make their debut at Schaefer Stadium in Foxborough. Gino Cappelletti kicked a 36-yard field goal for the first points scored in the stadium as the Patriots topped the N.Y. Giants, 20-14, before 60,423 fans.

## 1972

- Feb. 17 The Patriots made financial history by paying first cash dividend of 15 cents per share.

## 1973

- Jan. 26 Chuck Fairbanks is named head coach and general manager.
- Jan. 30 The Patriots solidify their franchise for years to come when they select John Hannah (4th overall), RB Sam Cunningham (11th) and WR Darryl Stingley (19th) in the first round of the 1973 draft.

## 1975

- Nov. 7 President William H. Sullivan, Jr. became the first majority owner in club history when he purchased additional voting stock to give him 88 percent of the franchise's voting stock.

## 1976

- July 10 Patriots open their training camp for the first time at Bryant College in Smithfield, R.I. after spending the summers of 1969-75 at UMass-Amherst.
- Dec. 5 Patriots defeat New Orleans, 27-6, in Foxborough to qualify for their first NFL playoff appearance and their first playoff appearance since the 1963 AFL Championship game.
- Dec. 8 Non-voting stockholders approve offer of \$15 per share made by Billy Sullivan to purchase all non-voting stock.
- Dec. 18 Lost AFC divisional playoff game to the eventual Super Bowl Champion Oakland Raiders, 24-21, in the final 10 seconds of the game.

## 1977

- Aug. 20 Work completed on installation of new surface (Super Turf) in Schaefer Stadium.

## 1978

- Dec. 10 Patriots clinch their first outright divisional championship in the club's history with a last-minute 26-24 victory over Buffalo at home.
- Dec. 31 Patriots lose 31-14 to Houston in first playoff game ever played in Foxborough.

## 1979

- April 2 Patriots announce that head coach and general manager Chuck Fairbanks has been released from his contract to assume duties as head football coach at the University of Colorado.
- April 6 Francis "Bucko" Kilroy named general manager and former Patriots offensive coordinator Ron Erhardt is named head coach.
- Sept. 3 Former wide receiver Darryl Stingley is named Executive Director of Player Personnel.
- Dec. 16 In a 27-23 victory over the Minnesota Vikings to close out the 1979 regular season, WR's Harold Jackson and Stanley Morgan became the first and second players in Patriots history to surpass the 1,000-yard receiving single-season mark. Jackson finished the 1979 campaign with 1,013 yards and Morgan totaled 1,002.

## 1980

- Feb. 25 Paul Sonnabend resigns as Executive Director of the NFL Management Council and is appointed as Vice President and a member of the Board of Directors of the Patriots.
- April 8 William H. "Billy" Sullivan, Jr., President of the Patriots, is re-elected as Chairman of the Board of NFL Properties.

## 1981

- Nov. 29 RB Sam Cunningham, with 35 yards on nine carries against St. Louis at Foxboro, surpasses Jim Nance (5,323 yards on 1,323 carries) as the Patriots all-time career rushing leader.

## 1982

- Jan. 15 Ron Meyer, head coach at Southern Methodist University from 1976-81, is named the eighth head coach in club history.



- Dec. 12 The Patriots defeat the Miami Dolphins, 3-0, in the "Snow Plow Game." Mark Henderson used a snow plow to clear a kicking surface on the Schaefer Stadium turf for John Smith. Smith then connected on a 33-yard field goal which would be the only scoring of the game.

# HISTORICAL TIMELINE: 1983-86

## 1983

- Jan. 8 In their first playoff appearance since 1978, the Patriots lose to the eventual AFC Champion Miami Dolphins at the Orange Bowl, 28-13.
- Feb. 16 General manager Bucko Kilroy is promoted to Vice President and Patrick Sullivan, assistant general manager for four years, is named general manager.
- May 23 Schaefer Stadium is renamed Sullivan Stadium in honor of the founder and driving force behind the Patriots franchise, William H. "Billy" Sullivan, Jr.
- June 29 Sullivan Stadium is officially re-dedicated and the Boston Pops perform a concert in the stadium that is free to the public.

## 1984

- June 1 The Patriots organize a fan advisory board, a group of season ticket holders who will help advise the Patriots on how to make Sullivan Stadium a more exciting and more pleasant place to bring a family to watch an NFL game.
- June 5 In the first-ever NFL Supplemental Draft, the Patriots select slotback Ricky Sanders of the Houston Gamblers, running back Eric Jordan of the Oakland Invaders and quarterback Walter Lewis of the Memphis Showboats.
- Oct. 25 Hall of Fame receiver Raymond Berry is named the head coach of the Patriots, replacing Ron Meyer. Berry, a former Patriots assistant coach, becomes the team's ninth head coach.

## 1985

- Oct. 13 Raymond Clayborn establishes a new team record for consecutive starts by starting his 111th straight game. Ray Hamilton had the old mark of 110 (set Sept. 16, 1973 to Oct. 26, 1980). Clayborn celebrated the record-setting day by scoring his first professional touchdown on a 27-yard interception return vs. Buffalo.



Patriots head coach Raymond Berry was carried off the field by his players after the Patriots defeated the Miami Dolphins, 31-14, in the 1985 AFC Championship Game, advancing to Super Bowl XX.

- Dec. 28 The Patriots defeated the New York Jets, 26-14, at The Meadowlands (East Rutherford, N.J.) in the AFC wild-card game. With the victory, the Patriots won their first NFL playoff game (the Patriots were 0-3 in the NFL playoffs prior to the game).

## 1986

- Jan. 12 The Patriots defeated the Miami Dolphins, 31-14, to claim their first AFC Championship in team history. In doing so, the Patriots ended an 18-game losing streak at the Orange Bowl that began in 1967. Raymond Berry became the first Patriots head coach to lead his team to the Super Bowl.
- Jan. 26 The Patriots reach the Super Bowl for the first time in team history, playing the Chicago Bears in Super Bowl XX in the Louisiana Superdome in New Orleans. The Bears won the game, 46-10.



- Jan. 27 Defensive end Julius Adams retires after 15 years (all with the Patriots). He was the oldest active defensive lineman in the league at age 37 when he retired, and held the team record until 2000 with 210 games played.
- June 12 Coach Raymond Berry, who led the Patriots to the AFC Championship and Super Bowl XX in his first full season as the team's head coach, signs new five-year contract.
- June 30 John Hannah, who was selected to the Pro Bowl a then-team record nine times, announces his retirement. He retires after starting 183 games, a team record until 1999.
- Sept. 7 1985 AFC Championship banner is raised at Sullivan Stadium in pregame ceremony prior to the season opener vs. Indianapolis. The banner is 10 feet wide and 15 feet long. Mr. William H. "Billy" Sullivan, Jr. is joined by the governors from each of the New England states.
- Sept. 21 QB Tony Eason throws for a then team-record 414 yards. The Patriots lose to Seattle, 38-31, in the game played in Foxboro. Eason was 26-of-45 with three touchdowns and no interceptions.
- Dec. 7 WR Stanley Morgan establishes a new team record for catches in one season with his 67th catch (had five catches on the day). Morgan, who finished the season with 84 catches, broke Derrick Ramsey's previous mark of 66 catches, set in 1984.
- Dec. 31 NEP Partners purchase a three-year option to buy the Patriots.



# HISTORICAL TIMELINE: 1987-94

## 1987

- Nov. 29 Cornerback Raymond Clayborn ends his consecutive games played streak at 161. Clayborn broke Gino Cappelletti's record of 152 consecutive games played and Ray Hamilton's record 110 consecutive starts.

## 1988

- July 28 Victor K. Kiam II, the owner and chief executive officer of Remington Products, Inc. of Bridgeport, Conn., agrees to purchase the team from William H. "Billy" Sullivan, Jr.
- Oct. 28 Victor K. Kiam II becomes majority owner and chairman of the Patriots. Francis W. Murray, the minority owner, is the vice chairman. William H. "Billy" Sullivan, Jr., the founder and previous owner, remains as the team's president. The Kiam, Murray and Sullivan team is known as KMS Limited.
- Nov. 23 K-Korp, a company co-owned by Robert Kraft, purchases Sullivan Stadium.
- Dec. 4 Veteran wide receiver Stanley Morgan catches his 500th career reception vs. Seattle.

## 1989

- Jan. 6 Running back John Stephens is named the Old Spice/NFL Rookie of the Year.

## 1990

- Sullivan Stadium is renamed Foxboro Stadium.
- Feb. 27 Rod Rust is named the head coach of the Patriots, replacing Raymond Berry (who was relieved of his duties on Feb. 26). Rust, a former Patriots defensive coordinator, becomes the team's 10th head coach.
- Mar. 14 Former Patriots offensive guard John Hannah and cornerback Mike Haynes are selected to the National Football League's All-1980s team, while current linebacker Andre Tippett earned second-team honors.
- Dec. 20 Sam Jankovich, the University of Miami's Athletic Director from 1982-90, is named the chief executive officer of the Patriots.

## 1991

- Jan. 7 Dick MacPherson is named head coach of the Patriots, replacing Rod Rust (who was relieved of his duties on Jan. 4). MacPherson, the head coach at Syracuse for 10 seasons, becomes the team's 11th head coach.
- May 3 The installation of a natural grass playing surface at Foxboro Stadium is completed.
- July 27 Former Patriots offensive guard John Hannah is inducted into the Pro Football Hall of Fame in Canton, Ohio.



## 1992

- May 11 James B. Orthwein purchases the controlling interest of the Patriots from Victor K. Kiam II. Orthwein becomes Chairman of the Board of the club, while Francis W. Murray, the club's minority owner, becomes President. Sam Jankovich remains the CEO.
- Aug. Gino Cappelletti and Nick Buoniconiti are inducted into the Patriots Hall of Fame.

## 1993

- Jan. 9 Sam Jankovich, the Patriots chief executive officer for the past two seasons, resigns.
- Jan. 21 Bill Parcells is named head coach of the Patriots, replacing Dick MacPherson (who was relieved of his duties on Jan. 8). Parcells becomes the team's 12th head coach. In addition, Patrick Forte is named Executive Vice President of Football Operations and James Hausmann is named Executive Vice President of Business Operations.
- Mar. 31 The Patriots unveil their new logo and uniforms at a press conference at the Four Seasons Hotel in Boston. The new icon features a streamlined head of a minuteman while the primary color of the uniforms changes from red to blue.



- Aug. 18 Bob Dee, Jim Lee Hunt, Steve Nelson and Babe Parilli are inducted into the Patriots Hall of Fame.

## 1994

- Jan. 2 Patriots LB Andre Tippett sacked Dolphin QB Scott Mitchell to record his 100th career sack. Tippett leads all Patriots with 100 sacks (Julius Adams ranks second with 80½).
- Jan. 21 Robert K. Kraft becomes the Patriots fourth owner in the club's 35-year history with an agreement to purchase the team from James Orthwein.



Andre Tippett played in the final game of his career on Jan. 2, 1994. In that game, he sacked Miami's Scott Mitchell to end his career with a team-record 100.0 sacks.



# HISTORICAL TIMELINE: 1994-97



On January 21, 1994 Robert K. Kraft becomes the Patriots fourth owner in the club's 35-year history with an agreement to purchase the team from James Orthwein.

Feb. 25 The sale of the Patriots from James Orthwein to Robert K. Kraft becomes official.

Feb. 26 Patriots fans respond to the sale by purchasing 5,958 season tickets, a Patriots single-day sales record.



On February 26, 1994, Patriots fans respond to the sale by braving a snow storm to purchase 5,958 season tickets. The one-day mark is a Patriots single-day sales record.

May 12 Andre Tippett is appointed director of player resources upon his announced retirement.

June 1 Second-round draft choice Kevin Lee becomes the 10th and final 1994 Patriots draft choice to sign a contract. The 37-day signing period is the fastest reported to the league since the 1970 AFL-NFL merger.

Nov. The Patriots announce WBCN - 104.1 FM as the team's new radio flagship station after reaching a three-year agreement.

Dec. 24 The Patriots defeat the Chicago Bears, 13-3, clinching the team's first playoff berth since 1986.

## 1995

Jan. 1 The Cleveland Browns defeat the Patriots 20-13 in a Wild Card playoff game.

Feb. 9 The Patriots announce Boston's ABC affiliate WCVB-TV (Channel 5) as their preseason television flagship station. WCVB will televise preseason games and a weekly Patriots show, called Patriots All-Access.

Apr. 3 The Patriots publish their premier issue of Patriots Football Weekly, the team's official newspaper.

Apr. 29 For the first time in franchise history, every home game is sold out before the season begins as the remaining 15,000 tickets are sold individually to non-season ticket holders.

## 1996

July 20 Owner Robert Kraft signs QB Drew Bledsoe to a seven-year contract extension.

Dec. 8 The Patriots clinch their second playoff berth in two years by defeating the N.Y. Jets, 34-10.

Dec. 15 The Patriots clinch their first AFC Division title since 1986.

Dec. 21 The Patriots score 23 unanswered second-half points and defeat the N.Y. Giants, 23-22, to secure a first-round playoff bye and first home playoff game since 1978. WR Terry Glenn finished the 1996 season with 90 receptions, setting a new league rookie reception record (83 by Earl Cooper - 1980).

## 1997

Jan. 5 The Patriots win their first home playoff game in team history by defeating the Pittsburgh Steelers 28-3 in Foxboro Stadium.

Jan. 12 Otis Smith's 47-yard fumble return for a touchdown with 2:36 remaining enabled the Patriots to defeat the Jacksonville Jaguars 20-6 and earn their second AFC Championship and a trip to Super Bowl XXXI.

Jan. 26 The Patriots lose 35-21 to the Green Bay Packers in Super Bowl XXXI. The two teams set a Super Bowl record for the most points scored by two teams in the first quarter with 24. At the time, the game was the fourth most-watched program in television history.



Jan. 31 Bill Parcells steps down as head coach.

Feb. 3 The Patriots name Pete Carroll as their 13th head coach. Carroll, former head coach of the New York Jets in 1994, spent the '95 and '96 seasons as defensive coordinator of the San Francisco 49ers.

July 26 Former Patriot CB Mike Haynes is inducted into the Pro Football Hall of Fame.

Aug. 25 The Patriots introduce the world's first direct to digital nightly video webcast. The webcast contains everything from Patriots player interviews and press conferences to game reviews and previews.

# HISTORICAL TIMELINE: 1997-2002

## 1997 (CONT.)

- Sept. 21 For the third time in team history, and first since 1974, the Patriots started the 1997 season 4-0 with a 31-3 victory over Chicago.
- Dec. 22 The Patriots clinched their second consecutive AFC East Division Championship with a 14-12 victory over the Miami Dolphins. It was their first back-to-back division championships in franchise history and their third playoff appearance in four years. With their victory over the Dolphins, the Patriots finished the 1997 season 7-1 against their division opponents, which tied a then-franchise record.
- Dec. 28 The Patriots won their third home playoff game in two years when they defeated the Miami Dolphins, 17-3.

## 1998

- Jan. 3 The Patriots lost 7-6 to the Pittsburgh Steelers in the Divisional Playoff round.
- Feb. 23 William H. "Billy" Sullivan Jr., the founder of the New England Patriots, died at the age of 82 in Atlanta, Fla.
- Dec. 13 QB Drew Bledsoe completed a 4-yard pass to TE Lovett Purnell to become the Patriots all-time leading completion leader, surpassing Steve Grogan (1,876).
- Dec. 20 The Patriots defeat the San Francisco 49ers, 24-21, to qualify for the playoffs for the third consecutive year.

## 1999

- Jan. 3 Jacksonville Jaguars defeat the Patriots, 25-10, in a wild card playoff game.
- Feb. 7 Patriots CB Ty Law returns an interception 67 yards for a touchdown to propel the AFC to a 23-10 victory in the Pro Bowl. Law, who was selected to play in the game for the first time, was named co-MVP for his efforts.
- June "Patriots All-Access," the Patriots weekly television show wins a New England Emmy for Best Sports Series.
- June 21 The Patriots sold all their remaining tickets for every regular season game in just 90 minutes.
- Nov. 15 Patriots linebacker Andre Tippett is inducted into the Patriots Hall of Fame.
- Dec. 6 In a Foxborough town meeting, over 93 percent of the town's residents voted in favor of passing six necessary articles to approve the stadium project.

## 2000

- Jan. 27 Patriots name Bill Belichick the 14th head coach in franchise history.



- April 18 The Patriots unveil the designs for their new stadium in a press conference at the Seaport Hotel in Boston. Newly designed team uniforms feature a color change from a royal blue to Nautical Blue.
- June 15 Gillette Stadium's first concrete foundation is poured.
- Oct. 1 Quarterback Drew Bledsoe became the Patriots all-time leading passer, surpassing Steve Grogan's total of 26,886 yards.



- Nov. 19 Tackle Bruce Armstrong became the Patriots all-time leader in games played when he started his 207th career game vs. Cincinnati.

## 2001

- April 3 In celebration of a long-standing construction tradition, the final beam was hoisted into place at Gillette Stadium to signify the "topping off" of the structure's steel.
- July 30 The Neponset River is daylighted and diverted into a new corridor on the stadium site.
- Aug. 6 Patriots quarterback coach Dick Rehbein died due to a heart condition at the age of 45.
- Aug. 6 Seat installation begins at Gillette Stadium.
- Sept. 30 Former tackle Bruce Armstrong is inducted into the Patriots Hall of Fame.
- Oct. Installation of the new scoreboards and video boards begins at Gillette Stadium.
- Nov. 19 The grass playing surface is installed at Gillette Stadium.

## 2002

- Jan. 6 The Patriots defeated the Carolina Panthers, 38-6, and finished the 2001 season with an 11-5 record. They tied a then franchise record with 11 victories and claimed their third AFC East title in six seasons.
- Jan. 19 In a driving snowstorm, the Patriots beat the Oakland Raiders, 16-13 in overtime, in the final game at Foxboro Stadium to advance to the AFC Championship Game.

# HISTORICAL TIMELINE: 2002


- Jan. 27 The Patriots beat the Pittsburgh Steelers, 24-17, to advance to the Super Bowl for the third time in their history and the second time in the last six years.
- Feb. 3 The Patriots claimed the first Super Bowl championship of their 42-year history with a 20-17 win over the St. Louis Rams in Super Bowl XXXVI in New Orleans. Patriots kicker Adam Vinatieri nailed a 48-yard field goal as time expired to bring the Lombardi Trophy home to New England.



- Feb. 5 The state of Massachusetts held a victory parade for the Patriots. The parade traveled through downtown Boston and concluded with a rally at city hall. Approximately 1.25 million people attended the event.
- Feb. 13 The Patriots traveled to Rhode Island as part of their Super Bowl trophy tour for a rally held by the state to congratulate the franchise for their victory in Super Bowl XXXVI.
- Feb. 18 Demolition of Foxboro Stadium begins.
- March 5 The Patriots held the red-carpet premiere of their Super Bowl XXXVI video at the Loews Theatre at Boston Common.
- March 28 The NFL released its 2002 schedule and the Patriots were featured in a franchise record six nationally televised games.
- April 1 The Patriots and their Super Bowl trophy were on hand at Fenway Park for opening day of the 2002 Boston Red Sox season. In a pre-game ceremony, each of the players in attendance threw out the first pitch of the season.
- April 2 The Patriots were invited to the White House and were congratulated on their victory in Super Bowl XXXVI by the President of the United States, George W. Bush.
- April 10 The Patriots traveled to New Hampshire and Vermont as part of their Super Bowl Trophy Tour and took part in rallies in both states to celebrate their victory in Super Bowl XXXVI.
- April 17 The Patriots continued their Super Bowl Trophy Tour with a trip to Maine.
- May 6 The Patriots moved into their new offices and facilities at their new stadium.
- May 9 The New England Revolution soccer team participated in the first practice held at the new stadium.
- May 11 The Revolution played in the first game at the new stadium. In the stadium's "soft opening," the lower seating bowl and concourse are opened to the public for the first time.



- June 1 Demolition of Foxboro Stadium is completed.
- June 4 The Patriots traveled to Connecticut as part of their Super Bowl Trophy Tour to thank their fans for their support.
- June 6 The Patriots open a three-day minicamp, the first time the entire team worked together at the new stadium.
- June 9 Robert Kraft hosted the Patriots Super Bowl ring ceremony at the Boston Harbor Hotel.
- Aug. 5 Patriots signed a 15-year agreement with the Gillette Company for exclusive naming rights to Gillette Stadium.
- Aug. 17 Patriots host first football game at Gillette Stadium, a 16-15 preseason victory over the Philadelphia Eagles.



- Sept. 9 Patriots host the grand opening of Gillette Stadium against the Pittsburgh Steelers on Monday Night Football. The Patriots defeated the Steelers 30-14.
- Sept. 22 Troy Brown established a single-game franchise record with 16 catches vs. Kansas City.
- Dec. 8 The Patriots extended their radio agreement with WBCN.
- Dec. 16 Robert and Jonathan Kraft named 2002 Sports Industrialists of the Year by The Sports Business Daily.

# HISTORICAL TIMELINE: 2003-05

## 2003

- Aug. 27 Robert Kraft presents offensive lineman Joe Andruzzi with the first annual New England Patriots Ron Burton Community Service Award. The award is presented in honor of Burton, the first draft choice in team history and a dedicated member of the New England community.
- Dec. 7 The Patriots defeated the Miami Dolphins, 12-0, in snowy Foxborough to claim the seventh division title in franchise history.
- Dec. 27 New England closed out the then-best regular season in franchise history with a 31-0 shutout over the Buffalo Bills to finish the season with a 14-2 record, the best mark in the NFL.

## 2004

- Jan. 10 In the coldest game in team history (four degrees), the Patriots beat Tennessee 17-14 in the divisional playoffs at Gillette Stadium.
- Jan. 18 New England hosted the AFC Championship for the second time in club history and advanced to the fourth Super Bowl in team annals with a 24-14 win over the Indianapolis Colts.
- Jan. 21 Robert K. Kraft celebrated the 10th anniversary of his purchase of the franchise.
- Feb. 1 The Patriots won the Super Bowl for the second time in three seasons with a thrilling 32-29 victory over Carolina in Super Bowl XXXVIII at Reliant Stadium in Houston.



- Feb. 3 More than 1.5 million Patriots fans jammed the streets of Boston for a victory parade that ends with a rally at City Hall Plaza.
- March 21 The Patriots brought the Lombardi Trophy to Manchester, N.H., to celebrate their Super Bowl XXXVIII victory with the fans of New Hampshire.
- April 7 The Patriots brought the Lombardi Trophy to a victory parade in Portland, Maine.
- April 9 Robert Kraft threw out the first pitch at the Boston Red Sox 2004 Opening Day ceremonies at Fenway Park.
- April 22 The Patriots released the DVD "3 Games to Glory II," at a premiere event in Randolph, Mass. The two-disc set contains nearly five hours of features chronicling and commemorating the Patriots record-setting 2003 season.
- May 8 The Patriots brought the Lombardi Trophy to Water Fire in Providence, R.I., to share their Super Bowl victory with the fans of Rhode Island.

- May 10 The Patriots visited the White House, where they were honored by President George W. Bush.
- June 13 Robert Kraft presented the Patriots with Super Bowl XXXVIII rings in a ceremony at his home.
- Sept. 9 The Patriots opened the NFL's 2004 regular season with a 27-24 victory over Indianapolis in a Thursday prime-time matchup at Gillette Stadium. Robert Kraft unveiled the team's second Super Bowl Championship Banner as part of a star-studded pregame ceremony that included musical performances from Elton John, Toby Keith, Destiny's Child and Lenny Kravitz.
- Oct. 10 New England set the all-time pro football record with its 19th consecutive victory, a 24-10 win over the Miami Dolphins at Gillette Stadium. The winning streak eventually extended to 21 games.
- Dec. 12 The Patriots clinched their eighth AFC East crown following a 35-28 win over Cincinnati in Foxborough.

## 2005

- Jan. 16 New England advanced to the AFC Championship Game with a 20-3 victory over Indianapolis amid snowy conditions at Gillette Stadium. The Patriots held the highest-scoring offense in the NFL to just a field goal.
- Jan. 23 The Patriots won their fifth AFC Championship with a 41-27 victory over the Pittsburgh Steelers at Heinz Field, setting a franchise playoff record for points against the NFL's top defense.
- Feb. 6 The Patriots outlasted the Philadelphia Eagles in Super Bowl XXXIX, posting a 24-21 win for their third championship. The Patriots became just the second franchise in NFL history to win three out of four Super Bowls.




- Feb. 8 More than a million fans line the streets of Boston as the Patriots take part in a rolling rally through the city.
- March 20 The Patriots brought the Lombardi Trophy to Manchester, N.H., to celebrate with the fans of New Hampshire.
- April 8 The Patriots brought the Lombardi Trophy to a victory parade in Portland, Maine.
- April 13 The Patriots returned to the White House to be honored as champions by President Bush.
- April 21 The commemorative DVD "3 Games to Glory III" was released at a premiere event in Randolph, Mass.
- June 12 Robert Kraft presented the Patriots with Super Bowl XXXIX rings in a ceremony at his home.



# HISTORICAL TIMELINE: 2005-07

- Sept. 8 The Patriots raised their third Super Bowl banner prior to a 30-20 victory over the Oakland Raiders in the 2005 regular season opener.
- Sept. 19 Forbes magazine names the Patriots "The Best Team in Sports" and Robert Kraft appears on the cover of the issue.
- Dec. 4 On a snowy day, the Patriots defeat the New York Jets, 16-3, to improve to 9-0 all-time in snow games in Foxborough.
- Dec. 12 Quarterback Tom Brady is named Sports Illustrated's Sportsman of the Year.



- Dec. 17 The Patriots clinch their third straight AFC East title with a 28-0 victory over Tampa Bay in Foxborough. The title marked New England's fourth division championship in a five-year span.

## 2006

- Jan. 1 The Patriots celebrate the 25th anniversary of the 1985 AFC Championship team by honoring 50 former players and coaches at halftime of the 2005 regular season finale at Gillette Stadium.
- Jan. 7 The Patriots defeat the Jacksonville Jaguars, 28-3 in a wild card playoff game. The victory was New England's 10th consecutive playoff win, setting an all-time NFL record.
- Nov. 5 Troy Brown grabs his 535th career reception, in a game against the Indianapolis Colts, passing Stanley Morgan (534 receptions) to become the Patriots all-time receptions leader.
- Dec. 24 The Patriots capture their fourth consecutive AFC East title with a 24-21 victory over the Jacksonville Jaguars. Their four straight titles ties the AFC East division record.

## 2007

- Jan. 7 New England defeats the N.Y. Jets 37-16 in a first-round playoff game at Gillette Stadium. The Patriots streak of four straight seasons with a playoff victory tied the fifth longest such streak in NFL history.
- Jan. 14 The Patriots advance to their third AFC Championship Game in four seasons with a 24-21 road win against the top-seeded San Diego Chargers.
- May 20 The Kraft Group makes public its plans for Patriot Place, a super-regional shopping and entertainment destination on the grounds of Gillette Stadium. The development will include a mix of more than 70 retail and entertainment options for visitors.
- May 20 The Kraft Group unveils its vision for The Hall at Patriot Place, a football-themed museum to be located within the larger Patriot Place development and slated to open in Fall 2008. The Hall will honor Patriots greats and will give fans an opportunity to celebrate the team's championship tradition through a cutting-edge multimedia experience.
- Aug. 27 Stanley Morgan is enshrined in the Patriots Hall of Fame in an induction ceremony at the Patriots Kick-off Gala at Gillette Stadium.
- Sept. 6 Robert Kraft is ranked as the top NFL owner on Sports Business Journal's list of the 20 most influential people in the NFL.
- Sept. 9 Ellis Hobbs returns a kickoff 108 yards for a touchdown in the Patriots season opener, setting an NFL record for the longest kickoff return in league history.
- Oct. 21 Tom Brady throws a franchise-record six touchdown passes in a 49-28 win over the Dolphins. His 158.3 passer rating in the game is the second perfect rating in Patriots history.
- Nov. 4 Tom Brady throws his 33rd touchdown pass of the season, setting a franchise record in a 24-20 victory over Indianapolis Colts. The game between the 7-0 Patriots and the 8-0 Colts was the latest matchup of undefeated teams in NFL history.
- Nov. 14 Bass Pro Shops holds its grand opening at Patriot Place.
- Nov. 18 The Patriots tie a franchise record for points in a 56-10 win at Buffalo. Randy Moss sets a team record with four touchdown catches.
- Nov. 19 A topping off ceremony is held for The Hall at Patriot Place.
- Dec. 3 The then-largest audience in cable television history (17.5 million) watches the Patriots thrilling last-minute 27-24 victory over Baltimore on Monday Night Football.
- Dec. 9 The Kraft Group and CBS Corp. announce plans to launch The CBS Scene Restaurant and Bar, a 15,000 sq. ft. state-of-the-art entertainment and sports venue at Patriot Place.
- Dec. 29 The Patriots defeat the New York Giants, 38-35, to complete the first 16-0 regular season in NFL history. Tom Brady sets a new NFL record with his 50th touchdown pass and Randy Moss sets a league mark with his 23rd touchdown reception. The Patriots finish the season with a league-record 589 points and 75 touchdowns.

# HISTORICAL TIMELINE: 2007-09



Randy Moss set an NFL record with his 23rd touchdown catch of the season on Dec. 29, 2007 in a game against the New York Giants.

## 2008

- Jan. 5 Tom Brady is named the NFL's Most Valuable Player by the Associated Press.
- Jan. 20 The Patriots win their sixth AFC Championship with a 20-12 victory over San Diego at Gillette Stadium, advancing to Super Bowl XLII with an unprecedented 18-0 record.
- Jan. 27 More than 15,000 fans and Massachusetts Governor Deval Patrick participate in a snowy send-off rally at Gillette Stadium as the Patriots depart for Arizona and Super Bowl XLII.
- Feb. 2 Andre Tippett is elected to the Pro Football Hall of Fame, becoming the second player to earn the honor after playing his entire career as a Patriot.
- Feb. 3 The Patriots fall to the New York Giants, 17-14, in Super Bowl XLII. The Patriots take a 14-10 lead with 2:42 remaining, but a Giants touchdown with 0:35 left clinches the game.



- Mar. 11 The Hall at Patriot Place launches the website [newenglandfootball.com](http://newenglandfootball.com), an initiative to promote high school football in New England.
- July 7 Ben Coates is elected to the Patriots Hall of Fame by fan voting on Patriots.com.
- Aug. 2 Andre Tippett is inducted into the Pro Football Hall of Fame in Canton, Ohio. He is presented by Patriots Chairman and CEO Robert Kraft, and joins John Hannah as the only career Patriots in the Pro Football Hall of Fame.

- Sept. 6 The Kraft Group and CBS open CBS Scene Restaurant & Bar, a three-story, 15,000-square-foot, one-of-a-kind entertainment and dining destination at Patriot Place, with a star-studded red carpet event.
- Sept. 18 A ribbon-cutting ceremony is held at The Hall at Patriot Place presented by Raytheon, unveiling a first-of-its-kind experience that showcases the history of the New England Patriots, provides a permanent home for the franchise's Hall of Fame and promotes math and sciences education through football.
- Sept. 20 In a ceremony attended by thousands of Patriots fans outside The Hall at Patriot Place, 12 members of the Patriots Hall of Fame were re-inducted and Ben Coates was inducted as the 13th member.
- Sept. 22 The Hall at Patriot Place presented by Raytheon opens to the public.



Patriots Hall of Famers (from left) Ben Coates, Stanley Morgan, Steve Grogan, Mike Haynes, Andre Tippett, Nick Buoniconti, Steve Nelson, John Hannah and Vito "Babe" Parilli were honored at halftime of a Sept. 21, 2008 game at Gillette Stadium as part of the inaugural Induction Weekend at The Hall at Patriot Place presented by Raytheon.

- Sept. 25 Wide receiver Troy Brown announces his retirement from football. His significant contributions in all three phases of the game – offense, defense and special teams – made him one of the most beloved players in the history of the Patriots franchise.
- Oct. 20 Andre Tippett, a member of the Pro Football Hall of Fame Class of 2008, is honored at Andre Tippett Night at Gillette Stadium.

## 2009

- Jan. 22 The Patriots unveil their 50th season logo, which will brand all of the team's activities in 2009.
- March 24 On the occasion of the team's 50th season, Patriots Chairman and CEO Robert Kraft inducts William H. "Billy" Sullivan, the team's founder, into the Patriots Hall of Fame as the first contributor to be enshrined.
- June 10 Jim Nance is elected to the Patriots Hall of Fame by fan voting on Patriots.com.

# HISTORICAL TIMELINE: 2009-10



- Oct. 18 The Patriots set team records for points in a game (59) and total net yards (619) in a 59-0 victory vs. Tennessee in snowy conditions at Gillette Stadium. Tom Brady sets an NFL record with five touchdown passes in the second quarter.
- Oct. 25 The Patriots play their first game on foreign soil as part of the NFL's International Series in front of 84,000 fans at London's historic Wembley Stadium. The Patriots defeat the Tampa Bay Buccaneers, 35-7.



- Nov. 30 Tom Brady passes Drew Bledsoe (29,657) to become New England's all-time passing leader.
- Dec. 6 Randy Moss and Wes Welker both go over 1,000 yards receiving at Miami to become the first Patriots players and only the sixth set of players in NFL history to have three straight 1,000-yard seasons.
- Dec. 13 Wes Welker reaches 100 receptions for the third consecutive season on a 6-yard pass from Tom Brady in the third quarter vs. Carolina. Welker reached 100 receptions in his 11th game of the season to tie Marvin Harrison for the fewest individual games played to reach 100 receptions in a season in NFL history.



- Dec. 20 The Patriots beat Buffalo, 17-10, to win their ninth game of the season and become the first team to win more than half of their games in nine straight seasons since free agency began in 1993 and only the fifth team to do so since the 1970 merger.

- Dec. 27 The Patriots clinch the AFC East Division title for the seventh time in nine seasons with a 35-7 victory over the Jacksonville Jaguars at Gillette Stadium. The Patriots earned their 11th playoff berth in the 16 seasons since Robert Kraft purchased the team.

## 2010

- June 14 Sam "Bam" Cunningham, the franchise's all-time leading rusher, is selected by fans as the 2010 inductee to the Patriots Hall of Fame.



- Aug. 2 Patriot Place announces the completion of a photovoltaic power system that will generate approximately 525 kilowatts of clean, renewable solar power at Patriot Place.



- Oct. 4 The Patriots become the first team in NFL history to score a touchdown five different ways in the same game at Miami. The Patriots score a rushing touchdown, a receiving touchdown, have a kickoff returned for a touchdown, block a field goal that is returned for a touchdown and return an interception for a touchdown.
- Oct. 23 Gillette hosts the "Colonial Clash" between the University of Massachusetts and the University of New Hampshire, the first college football game ever to be played at Gillette Stadium.
- Nov. 25 Tom Brady records a perfect quarterback rating after finishing 21-of-27 for 341 yards with four touchdowns and no interceptions in a 45-24 victory at Detroit on Thanksgiving Day. It is the second time in his career that he has finished with a perfect rating (10/21/07 at Miami), making him the third player ever to have more than one game with a perfect rating (min. 20 attempts).
- Dec. 12 New England qualifies for the playoffs for the 18th time in its 51-year history with a 36-7 win at Chicago to mark the 12th playoff appearance in the 17 years that Robert Kraft has owned the franchise.



# HISTORICAL TIMELINE: 2010-12

## 2010 (CONT.)

- Dec. 26 The Patriots clinch the AFC East Championship and the AFC's top seed, including home-field advantage throughout the playoffs with a 34-3 victory at the Buffalo Bills.
- Dec. 28 QB Tom Brady, G Logan Mankins, LB Jerod Mayo, CB Devin McCourty, S Brandon Meriweather and DL Vince Wilfork are selected to the 2011 AFC Pro Bowl team. (WR Wes Welker and LT Matt Light are later added to the roster.)

## 2011

- Jan. 2 BenJarvus Green-Ellis rushes for 80 yards in the regular season finale against the Dolphins to give him 1,008 yards on the season. He becomes the 11th New England player to record a 1,000-yard rushing season and the first since Corey Dillon in 2004.
- Jan. 2 New England head coach Bill Belichick guides the Patriots to an NFL-best 14-2 after a 38-7 win over Miami. Belichick becomes the first head coach ever to win at least 14 regular season games in four separate seasons.
- Feb. 2 Bill Belichick is named the Associated Press Coach of the Year for the third time in his career.
- Feb. 3 The Patriots offensive line is named the 2010 Madden Most Valuable Protectors.
- Feb. 6 Tom Brady is named the Associated Press NFL Most Valuable Player for the second time in his career. He is the first ever unanimous selection.
- March 27 Jon Morris selected to the Patriots Hall of Fame by 10-person senior selection committee.
- May 16 Drew Bledsoe is elected to the Patriots Hall of Fame in voting by fans on Patriots.com.
- July 25 Robert Kraft and Colts C Jeff Saturday share a now-iconic moment during a news conference announcing the end of the four-and-a-half-month lock-out. Kraft was recognized by the players and owners as critical in getting the deal done.
- Aug. 11 The Patriots dedicate the 2011 season to the late Myra Kraft and debut "MHK" patches on player jerseys and coaching apparel to be worn throughout the season in her honor.



- Dec. 18 With a win at Denver, the Patriots clinch a playoff birth for the 13th time in the 18 seasons since Robert Kraft purchased the team in 1994.
- Dec. 27 Eight Patriots are selected to the Pro Bowl: Tom Brady, Andre Carter, Rob Gronkowski, Logan Mankins, Matthew Slater, Brian Waters, Wes Welker and Vince Wilfork.

## 2012

- Jan. 14 The Patriots set single-game playoff franchise records for points (45) and yards (509) at home in a 45-10 AFC Divisional round win over Denver.
- Jan. 22 New England advanced to its seventh Super Bowl (sixth of the Kraft era) as a last-minute Ravens field goal attempt sails wide left and the Patriots hang on for a 23-20 victory.
- Feb. 5 The Patriots fell behind to the Giants early and battled back to claim a 17-9 second-half lead. But the N.Y. Giants engineered an 88-yard touchdown drive late in the fourth quarter to defeat the Patriots, 21-17, in Super Bowl XLVI.
- May 7 Veteran T Matt Light formally announces his retirement in a press conference at the Hall at Patriot Place presented by Raytheon after a stellar 11-year NFL career. Chairman and CEO Robert Kraft and head coach Bill Belichick shared their memories in front of a packed house that included fans, media, family members as well as the entire offensive line.
- June 4 Troy Brown is elected to the Patriots Hall of Fame in voting by fans on Patriots.com.
- July 20 Longtime Patriots radio color analyst Gino Cappelletti announces his retirement from the broadcast booth. Former Patriots QB Scott Zolak replaces him in the booth.
- Oct. 9 Veteran RB Kevin Faulk formally announces his retirement in a press conference at the Hall at Patriot Place presented by Raytheon. Faulk, a 1999 second-round pick (46th overall) out of LSU, ended his career as the Patriots all-time leading return specialist, totaling 5,041 combined return yards (4,098 kick return yards and 943 punt return yards). Faulk ranks fifth in Patriots history in rushing yards (3,607), fifth in receptions (431), 12th in pass receiving yards (3,701) and sixth in total punt return yards (943).
- Oct. 28 The Patriots play their second game on foreign soil as part of the NFL's International Series in front of 84,000 fans at London's historic Wembley Stadium. The Patriots defeat the St. Louis Rams, 45-7.
- Dec. 2 Patriots defeat the Dolphins to clinch their 15th division crown in franchise history, marking the second earliest the team has wrapped up the division title (Nov. 25, 2007).



# HISTORICAL TIMELINE: 2012-15

- Dec. 10 With a 42-14 win over the Houston Texans on Monday Night Football, the Patriots reached at least 10 regular season wins for the 10th consecutive season. San Francisco (16) is the only other team to accomplish that feat.
- Dec. 27 Seven Patriots are selected to the Pro Bowl: Tom Brady, Rob Gronkowski, Logan Mankins, Jerod Mayo, Matthew Slater, Wes Welker and Vince Wilfork.
- Dec. 30 During a pregame ceremony to honor Gil Santos and Gino Cappelletti, Patriots Chairman and CEO Robert Kraft announced that Santos, the legendary Voice of the New England Patriots, would be a 2013 inductee into the Patriots Hall of Fame. Santos becomes just the second non-player to earn the honor as a contributor for his off-field contributions to the team. The Patriots went on to defeat the Dolphins, 28-0 and clinch the No. 2 seed in the AFC.



## 2013

- Jan. 20 The Patriots fall to the Ravens, 28-13, in the AFC Championship game, marking only the second time in team history the club has dropped a conference championship game.
- May 21 Teddy Bruschi is elected to the Patriots Hall of Fame in voting by fans on Patriots.com.
- Nov. 24 The Patriots came back from a 24-point deficit to defeat the Denver Broncos, 34-31, in overtime, marking the largest comeback win in team history. New England trailed 24-0 at halftime.
- Dec. 22 The New England Patriots put on a performance worthy of a division champion as they breezed to a 41-7 victory over the defending Super Bowl Champion Baltimore Ravens. The Patriots (11-4) were assured of their fifth straight AFC East title before the game started when Miami lost at Buffalo. New England qualified for the playoffs 21 times in its history and 15 times under owner Robert Kraft. It marks the 11th division crown for Bill Belichick, tied with Don Shula for the most division titles since the 1970 merger. Tom Brady has now led the Patriots to 11 division titles, more than any other starting quarterback in NFL history.
- Dec. 27 Four Patriots are selected to the Pro Bowl: Tom Brady, Logan Mankins, Matthew Slater and Aqib Talib. Stephen Gostkowski would also be added later.
- Jan. 19 The Patriots lose the AFC Championship Game in Denver, 26-16, marking the team's third straight appearance in the conference title game and its second consecutive defeat.
- May 19 Ty Law is elected to the Patriots Hall of Fame by fan voting on Patriots.com.
- Oct. 5 Tom Brady becomes the sixth quarterback in NFL history to reach 50,000 passing yards in a win vs. Cincinnati.
- Nov. 2 WR Julian Edelman set a franchise record with his fourth career punt return touchdown when he returned a punt 84 yards for a touchdown in a win vs. Denver. Tom Brady passes John Elway into fifth place on the NFL's all-time passing yards list.
- Nov. 16 RB Jonas Gray amasses 201 yards rushing on 37 attempts and four rushing touchdowns in a win at Indianapolis. Gray set a new team record with four rushing touchdowns and tied the team record for most overall touchdowns in a single game. He became the first Patriots player to rush for 100 yards in each half of a game, the first player in NFL history to score his first four career rushing touchdowns in a game since 1921 and tied a single-game NFL record with 15 rushing first downs.
- Dec. 14 The Patriots clinch an AFC East record sixth consecutive division title and qualify for the playoffs for the 22nd time in team history in the win vs. Miami. It is the 16th time in 22 seasons under Robert Kraft ownership that New England has qualified for the playoffs. Bill Belichick passes Don Shula with his 12th division championship, most for a head coach since the 1970 merger.
- Dec. 21 The victory at N.Y. Jets is the 250th under Robert Kraft in 368 games, tying George Halas for the fastest an owner has reached 250 wins.
- Dec. 23 Seven Patriots are selected to the Pro Bowl: Tom Brady, Julian Edelman, Stephen Gostkowski, Rob Gronkowski, Devin McCourty, Darrelle Revis and Matthew Slater.
- Dec. 28 New England finished the 2014 regular season with a 12-4 record and the top seed in the AFC playoffs. The Patriots have earned the number one seed five times (2014, 2011, 2010, 2007, and 2003). New England's 12 wins mark the ninth time in franchise history that the Patriots have recorded 12 or more victories in the regular season, and it is the ninth time in the last 12 years that the Patriots have had at least 12 regular season wins. The Patriots have had at least 12 wins in five straight seasons dating back to 2010. The Patriots finished with a 12-4 regular season record for the third straight year.

## 2015

## 2014

- Jan. 11 The Patriots defeat the Indianapolis Colts, 43-22, in a Divisional Playoff at Gillette Stadium, notching 40 points in a Divisional Round game for the third straight year. RB LeGarrette Blount tied a team playoff record with 166 rushing yards and set a franchise record with four touchdowns (regular season or playoffs).

- Jan. 10 The Patriots defeat Baltimore, 35-31, in an AFC Divisional Playoff after twice facing 14-point deficits in the game (14-0 and 28-14), becoming the first team in NFL postseason history to achieve the feat. The 14-point comeback was the largest in the team's postseason history, topping the 11-point comeback in a 24-21 win at San Diego on Jan. 14, 2007. Bill Belichick passed Tom Landry for most playoff wins with 20 and Tom Brady set a new playoff record with his 46th career postseason touchdown pass.

# HISTORICAL TIMELINE: 2015-16

## 2015 (CONT.)

Jan. 18 The Patriots capture their record-tying eighth Super Bowl berth in franchise history with a 45-7 win over Indianapolis in the AFC Championship Game at Gillette Stadium. The seven Super Bowl appearances since Robert Kraft purchased the team in 1994 are most in the NFL over that span and Kraft is the first owner to have his team in seven Super Bowl.

Feb. 1 The New England Patriots win their fourth Super Bowl in franchise history in a dramatic, 28-24 victory over the Seattle Seahawks in Super Bowl XLIX in Glendale, Ariz. Bill Belichick matches Chuck Knoll with his fourth Super Bowl victory and Tom Brady ties Joe Montana and Terry Bradshaw for most Super Bowl wins. Brady also matches Montana with his third Super Bowl MVP award while completing a Super Bowl record 37 passes while leading his team back from a 10-point deficit in the fourth quarter, the greatest fourth-quarter comeback in Super Bowl history. He threw at least three touchdown passes in all three playoff games and now owns the NFL record for touchdown passes in the postseason (53) and the Super Bowl (13). Undrafted rookie CB Malcolm Butler intercepted a Seahawks pass at the Patriots goal line with 20 seconds remaining to seal the victory for New England.



Feb. 4 More than a million fans line the streets of Boston as the Patriots take part in a rolling rally through the city.

April 2 Houston Antwine is selected to the Patriots Hall of Fame by a 10-person senior selection committee.

May 26 Willie McGinest is elected to the Patriots Hall of Fame by fan voting on Patriots.com.

Sept. 27 Tom Brady becomes the fourth NFL player to reach 400 career touchdowns on a 1-yard touchdown pass to WR Danny Amendola in the second quarter of a 51-17 win over the Jacksonville Jaguars.

Nov. 15 Stephen Gostkowski sets a new team record for most field goals with two conversions in a game at the N.Y. Giants to surpass Adam Vinatieri's previous mark of 263. Gostkowski's 31-yard field goal in the second quarter ties Vinatieri and then his 54-yard game-winning field goal gives him the team record.

Nov. 15 The Patriots set a new NFL record by scoring in 32 consecutive quarters on Tom Brady's 1-yard touchdown pass to TE Scott Chandler in the first quarter of the win over the Giants. The streak will halt at 38 straight scoring quarters.

Nov. 23 The Patriots become the fourth defending Super Bowl champion to start a season 10-0, joining Green Bay (2011 – 13-0), Denver (1998 – 13-0) and San Francisco (1990 – 10-0), with a win over Buffalo. It also marks the second time New England has started a season 10-0 (2007, 16-0).

Dec. 13 Rob Gronkowski eclipses 1,000 yards receiving and 10-plus touchdowns for the third time in his career in the win over Houston, becoming the only tight end in NFL history with three 1,000-yard and double-digit TD seasons.

Dec. 20 With a win at home over Tennessee, the Patriots have now won the AFC East for seven consecutive seasons, joining the Los Angeles Rams (1973-79) as the only teams to win seven consecutive division titles.

## 2016

Jan. 16 New England defeats Kansas City at Gillette Stadium in an AFC Divisional Playoff to advance to the AFC Championship Game for the fifth straight season. The Patriots join Oakland (1973-77) as the only other team to reach five consecutive conference title games.

May 18 Kevin Faulk is elected to the Patriots Hall of Fame by fan voting on Patriots.com.

Oct. 30 Rob Gronkowski passes Stanley Morgan to become the Patriots all-time leader in touchdowns scored with his 53-yard second quarter score in the 41-25 win at Buffalo for his 69th touchdown overall and 68th touchdown receiving.

Nov. 27 Tom Brady becomes just the fifth quarterback in NFL history to reach 60,000 passing yards on an 18-yard second quarter completion to Julian Edelman in the Patriots 22-17 victory over the New York Jets.

Dec. 3 The Kraft family welcomes the members of the 2001 Super Bowl XXXVI championship-winning team in a weekend-long special celebration of the 15-year anniversary of the organization's first league title.

Dec. 4 Tom Brady becomes the NFL's all-time winningest quarterback (regular season and postseason) with his 201st victory in a 26-10 win over the Los Angeles Rams at Gillette Stadium.

Dec. 18 The Patriots clinch their eighth straight AFC East division title with a 16-3 win at Denver, surpassing the Los Angeles Rams seven straight from 1973-1979 as the NFL record for consecutive division titles.

# HISTORICAL TIMELINE: 2017-18

## 2017

- Jan. 1 With a 35-14 win over the Miami Dolphins the Patriots join the San Francisco 49ers (3 times) as the only NFL team with two 8-0 undefeated road seasons (2007,2016).
- Jan. 14 The Patriots advance to their NFL-record sixth straight AFC Championship game with their 34-16 Divisional Playoff victory over the Houston Texans, setting a new mark for consecutive championship game appearances by a team.
- Jan. 22 The Patriots advance to their NFL-record ninth Super Bowl overall and eighth appearance under the ownership of Robert Kraft with a 36-17 victory over the Pittsburgh Steelers in the AFC Championship game at Gillette Stadium. Head coach Bill Belichick captures his seventh conference championship, the most by a head coach in the Super Bowl era.
- Feb. 5 The Patriots complete the biggest comeback in Super Bowl history with their 34-28 overtime victory over the Atlanta Falcons in Super Bowl LI in Houston, Texas. Down 25 points with less than nine minutes to play in the third quarter, the Patriots rallied to score 31 unanswered points on five of their final six offensive drives to claim the victory. The organization's fifth Super Bowl title is tied for second-most in league history, while Bill Belichick becomes the first head coach to win five Super Bowl titles. Tom Brady surpasses Joe Montana as the only player with four Super Bowl MVP awards and sets three Super Bowl records with most passes in a game (62), most completions (43) and most passing yards (466). Brady also becomes the only quarterback in NFL history to win five Super Bowls and ties Hall of Fame defensive lineman Charles Haley as the only players to play on five Super Bowl-winning teams.



- Feb. 7 More than one million fans line the streets of Boston as the Patriots enjoy their fifth rolling rally through the city to celebrate their fifth Super Bowl title.
- May 22 Raymond Clayborn is elected to the Patriots Hall of Fame by fan voting on Patriots.com.

- Sept. 17 Tom Brady throws for 447 yards and three touchdowns in a Week 2 win over the New Orleans Saints, earning his 28th Player of the Week honor for his efforts, which surpassed Peyton Manning for the most such awards all time.
- Oct. 1 With a 43-yard reception in the second quarter vs. Carolina, Rob Gronkowski surpasses Wes Welker for the most receiving yards from Tom Brady with 6,338 yards in his career.
- Oct. 15 With a 24-17 victory over the New York Jets, Tom Brady surpassed Peyton Manning and Brett Favre (186) for the most regular season wins by a starting quarterback in NFL history with his 187th victory.
- Nov. 12 With a 41-16 victory over the Denver Broncos at Sports Authority Field, Tom Brady earns his 86th career road victory, breaking a tie with Peyton Manning for the most such wins by a quarterback in NFL history.
- Nov. 12 The Patriots play in their third game on foreign soil as part of the NFL's International Series in front of 77,000 fans at Mexico City's historic Estadio Azteca. The Patriots improve to 3-0 on international soil with a 33-8 win over the Oakland Raiders.
- Nov. 12 With a 33-8 victory over the Oakland Raiders in Mexico City, Bill Belichick earns his 271st career victory as a head coach and passes Tom Landry for sole possession of third place all-time, trailing only George Halas and Don Shula.
- Nov. 12 Stephen Gostkowski sets a new franchise record with a 62-yard field goal at the end of the second quarter of the victory over the Oakland Raiders in Mexico City.
- Dec. 31 The Patriots defeat the New York Jets 26-6 in the season finale and earn the top seed in the AFC playoffs for the seventh time in franchise history, extending their NFL record of most top seeds earned since the current playoff format was instituted in 1990.

## 2018

- Jan. 13 The Patriots defeated the Tennessee Titans 35-14 in the Divisional round to set a new NFL record of seven straight seasons of playoff advancement, surpassing the Dallas Cowboys' previous record of six (1991-96).
- Jan. 21 Down 10 points in the fourth quarter, Tom Brady led two fourth quarter scoring drives - both capped by touchdown receptions from Danny Amendola - to give the Patriots a 24-20 victory in the AFC Championship game over the Jacksonville Jaguars. The win clinched the organization's NFL-record 10th Super Bowl berth and the ninth appearance since Robert Kraft purchased the team in 1994.
- Feb. 3 Tom Brady is named the Associated Press NFL Most Valuable Player for the third time in his career.
- Feb. 4 The Patriots make their NFL-record 10th Super Bowl appearance and the ninth under Robert Kraft's ownership but ultimately fall to the Philadelphia Eagles 41-33 in Super Bowl LII. The team set several Super Bowl records amidst a prolific

# HISTORICAL TIMELINE: 2018-19

## 2018 (CONT.)

offensive performance. The 613 yards of overall offense are the most in Super Bowl history, while Tom Brady's 505 yards passing set a new Super Bowl record, surpassing his record-setting 466-yard performance the year before in Super Bowl LI vs. Atlanta. The Patriots also become the first team in Super Bowl history to have three receivers with 100-plus yards when Danny Amendola (152), Chris Hogan (128) and Rob Gronkowski (116) all surpass the century mark.

May 16 Matt Light is elected to the Patriots Hall of Fame by fan voting on Patriots.com.

Sept. 30 Robert Kraft won his 300th game overall as owner of the New England Patriots vs. Miami. Mr. Kraft reached the milestone in his 25th NFL season and in his 432nd game, the fastest an owner has reached the milestone. Al Davis of Oakland accomplished the feat in 495 games (31 seasons) while Pat Bowlen of Denver reached 300 career wins in 501 games (30 seasons).

Oct. 14 The Patriots victory over Kansas City was their 218th win since 2000. New England moved past the San Francisco 49ers (217 wins - 1980s-90s) for the most regular season wins over two consecutive decades.

Nov. 25 The Patriots win at the N.Y. Jets put the team at 8-3 and secured a record of .500 or better for the 18th straight season, behind only Dallas, who had 21 straight seasons at .500 or better.

Dec. 2 The win vs. Minnesota moved the team to 9-3 and guaranteed a plus-.500 record for an 18th consecutive season, the most consecutive winning seasons since the 1970 merger.

Dec. 23 A win over the Buffalo Bills secured a Patriots playoff berth for an NFL-record 10th consecutive season and extended their NFL record with a 10th straight division title. New England joined the Atlanta Braves (14) as the only franchise from the NFL, NBA, NFL or NHL to win at least 10 consecutive division championships. The victory was also the team's 10th of the season, tying San Francisco (1983-98) for most consecutive seasons with at least 10 wins with 16.

## 2019

Jan. 13 New England captured a 41-28 AFC Divisional Playoff victory over the Los Angeles Chargers, extending NFL records by advancing in the postseason for the eight consecutive season and qualifying for an eight straight conference championship game. The Patriots also tied an NFL record by winning their 16th Divisional Playoff game and set a new NFL record with their 127th overall win in a decade.

Jan. 20 The Patriots defeat Kansas City, 37-31, in overtime to advance to an NFL-record 11th Super Bowl (10th under Robert Kraft) and joined Miami (3) and Buf-

falo (4) as the only NFL teams to reach three consecutive Super Bowls. The victory also marked the franchise's 36th postseason win, tying Pittsburgh for most playoff wins all-time.

Feb. 3 In a rematch of Super Bowl XXXVI 17 years to the day, the Patriots defeat the Rams, 13-3, to capture the club's sixth Super Bowl, tying Pittsburgh for most Super Bowls in NFL history.



The Patriots also won their 37th playoff game, moving past the Steelers for most postseason wins in NFL history. Bill Belichick joined George Halas and Curly Lambeau as the only NFL coaches to win six NFL championships and Tom Brady broke a tie with Charles Haley as the only player to play on six Super Bowl-winning teams. He also passed Adam Vinatieri with his 237th victory overall, the most in NFL history. Julian Edelman notches 10 receptions for 141 yards and becomes the first wide receiver since Antonio Holmes (Super Bowl XLIII) to win the Super Bowl's Most Valuable Player Award.

April 4 Leon Gray is selected to the Patriots Hall of Fame by a 10-person senior selection committee.

May 6 Rodney Harrison is elected to the Patriots Hall of Fame by fan voting on Patriots.com.

Sept. 22 With a 30-14 victory over the New York Jets at Gillette Stadium, New England claims its 116th regular season win of the decade, moving out of a tie with Indianapolis for most regular season wins in a decade. The Patriots would finish the decade with 125 regular season wins total.

Oct. 10 In a win over the Giants at home, Tom Brady moved past Peyton Manning (71,940) into second place for most career regular season passing yards.

Oct. 27 The 27-13 win over Cleveland at home gives the Patriots an 8-0 record and a .500 or better record for a 19th consecutive season, second all-time behind the 21 by Dallas (1965-85). Bill Belichick becomes the third NFL coach to reach 300 career victories, joining Don Shula and George Halas as the only NFL head coaches to achieve the feat. Belichick achieved the feat in 434 games, faster than Shula (445 games) and Halas (455 games).

Nov. 3 With his 558th career reception, Julian Edelman passes Troy Brown into second place on the Patriots all-time receptions list.

Nov. 17 A 17-10 win over the Eagles in Philadelphia guarantees New England a 34th winning record for the 34th season overall and the 19th straight. Pittsburgh is first with 36 winning seasons overall and Dallas went 20 straight seasons with a winning record from 1966-85.



# HISTORICAL TIMELINE: 2019-20

- Nov. 24 The Patriots defeat the Cowboys for their 17th consecutive season with at least 10 wins, moving past San Francisco's 16 (1983-98) for most consecutive seasons with at least 10 wins.
- Dec. 17 Matthew Slater earns his eighth career Pro Bowl selection as a special teams player. Slater's eighth Pro Bowl nod surpasses Steve Tasker (1987, 90-95) for most Pro Bowl honors as a special teams player in NFL history.
- Dec. 21 A victory over the Buffalo Bills at Gillette Stadium secured a Patriots playoff berth to extend their NFL-record to 11 consecutive seasons and extended their NFL record with an 11th straight division title.
- Dec. 29 In the regular season finale vs. Miami, Tom Brady moved past Peyton Manning (539) into second place in NFL history with 541 career regular season touchdown passes.

## 2020

- Feb. 1 Stephon Gilmore is named 2019 AP NFL Defensive Player of the Year, the first Patriot to ever win the award. He becomes the first defensive back to win the award since 2010 and only the sixth overall.
- April 20 The Patriots unveil new uniforms for the 2020 season. The blue home uniforms are mostly identical to the "Color Rush" navy-on-navy uniforms that debuted in 2016. The away trip uniform is white and complementary to the blue home uniform with strong red and blue stripes on the shoulders and blue numbers outlined in silver and red.
- May 11 Richard Seymour is elected to the Patriots Hall of Fame by fan voting on Patriots.com.
- Dec. 6 In a 45-0 win over the L.A. Chargers, the Patriots became the sixth team in NFL history with both a punt returned for a touchdown and a blocked field goal returned for a touchdown in the same game.

## RON BURTON COMMUNITY SERVICE AWARD

In 2003, Patriots owner Robert Kraft established the annual New England Patriots Ron Burton Community Service Award. The honor recognizes the Patriots player who most embodies the qualities of Burton, who was the first player drafted by the team in 1960 and was known for his commitment to the community and helping others. The award is given annually at the New England Patriots Charitable Foundation Kickoff Gala, and the recipient is honored on a permanent trophy that resides in the Patriots locker room.

### RON BURTON AWARD WINNERS

2003..... Joe Andruzzi	2012..... Zoltan Mesko
2004..... Troy Brown	2013..... Matthew Slater
2005..... Matt Light	2014..... Devin McCourty
2006..... Jarvis Green	2015..... Nate Solder
2007..... Ty Warren	2016..... Rob Gronkowski
2008..... Larry Izzo	2017..... Jordan Richards
2009..... Kevin Faulk	2018..... Joe Cardona
2010..... Vince Wilfork	2019..... Kyle Van Noy
2011..... Jerod Mayo	2020..... David Andrews



David Andrews was presented the 2020 Ron Burton Community Service Award at the New England Patriots Charitable Foundation Virtual Kickoff Gala.

# PATRIOTS HOME FIELD

Regular Season Records Only



Foxboro Stadium also known as Schaefer Stadium (1971-82) and Sullivan Stadium (1983-89)



Year	Home Field	Home Record	Overall Record
1960	Boston University Field.....	3-4-0	5-9-0
1961	Boston University Field.....	4-2-1	9-4-1
1962	Harvard Stadium.....	1-0-0	
	Boston University Field.....	5-1-0	9-4-1
1963	B.C. Alumni Stadium.....	1-0-0	
	Fenway Park.....	4-1-1	7-6-1
1964	Fenway Park.....	3-2-1	10-3-1
	B.C. Alumni Stadium.....	1-0-0	
1965	Fenway Park.....	1-4-2	4-8-2
1966	Fenway Park.....	4-2-1	8-4-2
1967	B.C. Alumni Stadium.....	1-0-0	
	Fenway Park.....	1-4-0	3-10-1
1968*	Legion Field, Birmingham.....	0-1-0	
	Fenway Park.....	2-4-0	4-10-0
1969	B.C. Alumni Stadium.....	2-5-0	4-10-0
1970	Harvard Stadium.....	1-6-0	2-12-0
1971	Schaefer Stadium.....	5-2-0	6-8-0
1972	Schaefer Stadium.....	2-5-0	3-11-0
1973	Schaefer Stadium.....	3-4-0	5-9-0
1974	Schaefer Stadium.....	3-4-0	7-7-0
1975	Schaefer Stadium.....	2-5-0	3-11-0
1976	Schaefer Stadium.....	6-1-0	11-3-0
1977	Schaefer Stadium.....	6-1-0	9-5-0
1978	Schaefer Stadium.....	5-3-0	11-5-0
1979	Schaefer Stadium.....	6-2-0	9-7-0
1980	Schaefer Stadium.....	6-2-0	10-6-0
1981	Schaefer Stadium.....	2-6-0	2-14-0
1982	Schaefer Stadium.....	3-1-0	5-4-0
1983	Sullivan Stadium.....	5-3-0	8-8-0
1984	Sullivan Stadium.....	5-3-0	9-7-0
1985	Sullivan Stadium.....	7-1-0	11-5-0
1986	Sullivan Stadium.....	4-4-0	11-5-0
1987	Sullivan Stadium.....	5-3-0	8-7-0
1988	Sullivan Stadium.....	7-1-0	9-7-0
1989	Sullivan Stadium.....	3-5-0	5-11-0
1990	Foxboro Stadium.....	0-8-0	1-15-0
1991	Foxboro Stadium.....	4-4-0	6-10-0
1992	Foxboro Stadium.....	1-7-0	2-14-0
1993	Foxboro Stadium.....	3-5-0	5-11-0
1994	Foxboro Stadium.....	5-3-0	10-6-0
1995	Foxboro Stadium.....	3-5-0	6-10-0
1996	Foxboro Stadium.....	6-2-0	11-5-0
1997	Foxboro Stadium.....	6-2-0	10-6-0
1998	Foxboro Stadium.....	6-2-0	9-7-0
1999	Foxboro Stadium.....	5-3-0	8-8-0
2000	Foxboro Stadium.....	3-5-0	5-11-0
2001	Foxboro Stadium.....	6-2-0	11-5-0
2002	Gillette Stadium.....	5-3-0	9-7-0
2003	Gillette Stadium.....	8-0-0	14-2-0
2004	Gillette Stadium.....	8-0-0	14-2-0
2005	Gillette Stadium.....	5-3-0	10-6-0
2006	Gillette Stadium.....	5-3-0	12-4-0
2007	Gillette Stadium.....	8-0-0	16-0-0
2008	Gillette Stadium.....	5-3-0	11-5-0
2009	Gillette Stadium.....	8-0-0	10-6-0
2010	Gillette Stadium.....	8-0-0	14-2-0
2011	Gillette Stadium.....	7-1-0	13-3-0
2012	Gillette Stadium.....	6-2-0	12-4-0
2013	Gillette Stadium.....	8-0-0	12-4-0
2014	Gillette Stadium.....	7-1-0	12-4-0
2015	Gillette Stadium.....	7-1-0	12-4-0
2016	Gillette Stadium.....	6-2-0	14-2-0
2017	Gillette Stadium.....	6-2-0	13-3-0
2018	Gillette Stadium.....	8-0-0	11-5-0
2019	Gillette Stadium.....	6-2-0	12-4-0
2020	Gillette Stadium.....	5-3-0	7-9-0
<b>TOTALS</b>		<b>293-166-6</b>	<b>519-404-9</b>

\*Notes one home game played in Birmingham, AL on Sep. 22, 1968 vs. N.Y. Jets.

HISTORY



# PATRIOTS ALL-TIME ROSTER

Editor's Note: This list includes all players who have participated in at least one game for the Patriots or have accrued at least one season of veteran status with the team or were on the 53-man roster for at least one game.  
(\*Notes incomplete information for games started.)

## - A -

Name	Pos.	#	College	Years	GP	GS
Abdullah, Rabiha	RB	27	Lehigh .....	2004 .....	9 .....	0
Abrams, Bobby	LB	50	Michigan .....	1995 .....	9 .....	1
Acks, Ron	LB	51	Illinois .....	1972-73 .....	28 .....	27
Adams, Bob	TE	80	Pacific .....	1973-74 .....	24 .....	12
Adams, George	RB	33	Kentucky .....	1990-91 .....	18 .....	8
Adams, Julius	DE	69, 85	Texas Southern .....	1971-85, 87 .....	206 .....	90
Adams, Philip	DB	26	South Carolina State .....	2011 .....	6 .....	0
Adams, Sam	OG	61	Prairie View .....	1972-80 .....	119 .....	90
Adams, Titus	DL	62	Nebraska .....	2009 .....	2 .....	0
Addison, Tom	LB	53	South Carolina .....	1960-67 .....	14 .....	11*
Agnew, Ray	DE	92	North Carolina State .....	1990-94 .....	66 .....	37
Aiken, Danny	LS	48	Virginia .....	2011-14 .....	63 .....	0
Aiken, Kamar	WR	16	Central Florida .....	2012 .....	1 .....	0
Aiken, Sam	WR	88	North Carolina .....	2008-09 .....	28 .....	9
Akbar, Hakim	S	29	Washington .....	2001 .....	6 .....	0
Akins, Chris	S	34	Arkansas-Pine Bluff .....	2003 .....	12 .....	0
Alexander, Eric	LB	49, 52	Louisiana State .....	2004-09 .....	45 .....	0
Alexander, Rogers	LB	91	Penn State .....	1987 .....	3 .....	2
Allard, Don	QB	12	Boston College .....	1962 .....	4 .....	NA
Allen, Beau	DL	94	Wisconsin .....	2020 .....	0 .....	0
Allen, Dwayne	TE	83	Clemson .....	2017-18 .....	29 .....	16
Allen, Marvin	RB	39	Tulane .....	1988-91 .....	37 .....	3
Allen, Ryan	P	6	Louisiana Tech .....	2013-18 .....	96 .....	0
Allen, Terry	RB	22	Clemson .....	1999 .....	16 .....	13
Allen, Will	CB	26	Syracuse .....	2012 .....	0 .....	0
Amendola, Danny	WR	80	Texas Tech .....	2013-17 .....	69 .....	29
Andrews, David	C	60	Georgia .....	2015-20 .....	72 .....	69
Andrews, Darren	WR	16	UCLA .....	2018 .....	0 .....	0
Andrews, Willie	DB	23	Baylor .....	2006-07 .....	30 .....	0
Andersen, Jason	C	67	BYU .....	1998-2000 .....	18 .....	0
Anderson, Bob	RB	33	Colorado .....	1975 .....	5 .....	0
Anderson, Darren	CB	25	Toledo .....	1992 .....	1 .....	0
Anderson, Mark	DE	95	Alabama .....	2011 .....	16 .....	1
Anderson, Ralph	S	49	West Texas State .....	1973 .....	13 .....	11
Anderson, Stephen	TE	80	California .....	2018 .....	0 .....	0
Andruzzi, Joe	G	63	Southern Connecticut State .....	2000-04 .....	72 .....	72
Antrun, Glenn	WR	48	Connecticut .....	1989 .....	1 .....	0
Antwine, Houston	DT	65	Southern Illinois .....	1961-71 .....	142 .....	58
Armstrong, Bruce	OT	78	Louisville .....	1987-2000 .....	212 .....	212
Arrington, Kyle	CB	27, 24, 25	Hofstra .....	2009-14 .....	86 .....	56
Arthur, Mike	C	65	Texas A&M .....	1993-94 .....	44 .....	38
Ashton, Josh	RB	31	Tulsa .....	1972-74 .....	38 .....	20
Ashworth, Tom	OT	68	Colorado .....	2002-05 .....	37 .....	30
Asiasi, Devin	TE	86	UCLA .....	2020 .....	9 .....	3
Atchason, Jack	OE	85	Western Illinois .....	1960 .....	1 .....	NA
Atessis, Bill	DE	73	Texas .....	1971 .....	5 .....	0
Atkinson, Ricky	DB	22, 37	S. Connecticut State .....	1987 .....	1 .....	0
Avezzano, Joe	OC	50	Florida State .....	1966 .....	3 .....	NA
Ayers, Akeem	LB	55	UCLA .....	2014 .....	9 .....	4
Ayi, Kole	LB	99	Massachusetts .....	2001 .....	1 .....	0

## - B -

Baab, Mike	C	68	Texas .....	1988-89 .....	31 .....	28
Bademosi, Johnson	CB	29	Stanford .....	2017 .....	16 .....	3
Bahr, Matt	K	3	Penn State .....	1993-95 .....	32 .....	0
Bailey, Bill	RB	37	Cincinnati .....	1969 .....	2 .....	0
Bailey, Jake	P	7	Stanford .....	2019-20 .....	32 .....	0
Bailey, Rodney	DL	96	Ohio State .....	2004 .....	0 .....	0

# PATRIOTS ALL-TIME ROSTER

NAME	POS.	#	COLLEGE	YEARS	GP	GS
Bain, Bill	OT	62	Southern Cal.	1986	3	0
Baker, Chris	TE	86	Michigan State	2009	16	7
Baker, Melvin	WR	83	Texas Southern	1975	1	0
Baker, Rashad	S	32	Tennessee	2006-07	13	0
Baldinger, Rich	OL	74	Wake Forest	1993	15	15
Ballard, Jake	TE	88	Ohio State	2012	0	0
Ballou, Mike	LB	51	UCLA	1970	14	4
Banks, Willie	G	78	Alcorn A&M	1973	13	1
Banta-Cain, Tully	LB	48, 95	California	2003-06, 09-10	85	21
Barber, Kantroy	FB	46	West Virginia	1996	0	0
Barker, Chris	OL	64	Nevada	2013-15	6	0
Barker, Jay	QB	7	Alabama	1995	0	0
Barnard, Brooks	P	8	Maryland	2003	1	0
Barner, Kenjon	RB	38	Oregon	2018	5	0
Barnes, Bruce	P	3	UCLA	1973-74	23	0
Barnes, Pete	LB	59	Southern University	1976-77	25	18
Barnes, Rodrigo	LB	59	Rice	1974-75	6	0
Barker, Jay	QB	7	Alabama	1995	0	0
Barnard, Brooks	P	8	Maryland	2003	1	0
Barner, Kenjon	RB	38	Oregon	2018	5	0
Barnes, Bruce	P	3	UCLA	1973-74	23	0
Barnes, Pete	LB	59	Southern University	1976-77	25	18
Barnes, Rodrigo	LB	59	Rice	1974-75	6	0
Barnett, Harlon	S	42	Michigan State	1993-94	30	28
Barnett, Troy	DE	98	North Carolina	1994-95	31	15
Barrett, Josh	S	30	Arizona State	2010-12	5	4
Bartrum, Mike	TE	86	Marshall	1996-99	57	0
Baty, Greg	TE	48, 85	Stanford	1986-87	21	7
Baumann, Charlie	K	8	West Virginia	1991-92	25	0
Bavaro, David	LB	52	Syracuse	1993-94	21	5
Baxter, Fred	TE	49, 84	Auburn	2002-03	13	0
Beach, Walter	DB	26, 41	Central Michigan	1960-61	18	NA
Beadles, Terrance	G	75	Arkansas Pine Bluff	2000	0	0
Beaudoin, Doug	S	27	Minnesota	1976-79	35	20
Beauharnais, Steve	LB	58	Rutgers	2013	2	0
Beer, Tom	TE	82	Houston	1970-72	42	12
Beisel, Monty	LB	52	Kansas State	2005	15	6
Bell, Bill	K	8	Kansas	1973	3	0
Bellino, Joe	RB	27	Navy	1965-67	35	1*
Benenoch, Caleb	OL	63, 65	UCLA	2019, 20	0	0
Bennett, Martellus	TE	88	Texas A&M	2016, 17	18	12
Bennett, Michael	DL	77	Texas A&M	2019	6	1
Bennett, Phil	LB	52	Miami (Fla.)	1960	2	NA
Benson, Mike	WR	86	S. Connecticut State	1987	0	0
Benson, Thomas	LB	53	Oklahoma	1988	12	0
Bentley, Ja'Whaun	LB	51	Purdue	2018-20	32	17
Benzinger, John	OL	67	Massachusetts	1987	1	0
Bequette, Jake	DE	92	Arkansas	2012-13	8	0
Berger, Ron	DE	88	Wayne State	1969-72	42	23
Berrios, Braxton	WR	14	Miami (Fla.)	2018	0	0
Berry, Rashod	TE/DE	43	Ohio State	2020	3	0
Bethel, Justin	DB	29	Presbyterian	2019-20	25	0
Beverly, Randy	DB	27	Colorado State	1970-71	20	3
Bianchini, Frank	RB	30	Hofstra	1987	1	0
Billups, Terry	CB	23	North Carolina	1999	2	1
Biscaha, Joe	OE	34	Richmond	1960	1	NA
Bishop, Michael	QB	7	Kansas State	1999-2000	8	0
Bishop, Richard	NT	64	Louisville	1976-81	85	51
Bjornson, Eric	TE	86	Washington	2000	8	6
Black, Mel	LB	51, 94	Eastern Illinois	1986-87	6	2
Blackmon, Don	LB	55	Tulsa	1981-87	89	72
Blahak, Joe	CB	21	Nebraska	1976	2	0
Blanchard, Dick	LB	49	Tulsa	1972	14	1
Blanks, Sid	RB	22	Texas A&I	1969-70	28	0
Bledsoe, Drew	QB	11	Washington State	1993-2001	124	123
Bleier, Bob	QB	10	Richmond	1987	3	2

# PATRIOTS ALL-TIME ROSTER

NAME	POS.	#	COLLEGE	YEARS	GP	GS
Blount, LeGarrette	RB	29	Oregon.....	2013, 14-16.....	49.....	22
Bodden, Leigh	CB	23	Duquesne.....	2009-11.....	20.....	15
Bolden, Brandon	RB	38	Mississippi.....	2012-17, 19.....	98.....	8
Bolton, Ron	DB	27	Norfolk State.....	1972-75.....	55.....	46
Bostic, Jonathan	LB	58	Florida.....	2015.....	11.....	1
Boudreaux, Jim	DE	64	Louisiana Tech.....	1966-68.....	12.....	0*
Bowden, Andre	LB	51	Yvetteville State.....	1995.....	0.....	0
Bower, Tashawn	DL	96	LSU.....	2020.....	7.....	3
Bowman, Jim	S	28	Central Michigan.....	1985-89.....	73.....	12
Boyce, Josh	WR	82	Texas Christian.....	2013-14.....	10.....	3
Boyd, Greg	S	29	Arizona.....	1973.....	2.....	0
Boyd, Greg	DE	65	San Diego State.....	1977-78.....	23.....	0
Brace, Ron	DL	92, 97	Boston College.....	2009-12.....	39.....	7
Bradshaw, Morris	WR	88	Ohio State.....	1982.....	8.....	5
Brady, Kyle	TE	88	Penn State.....	2007.....	14.....	9
Brady, Tom	QB	12	Michigan.....	2000-19.....	285.....	283
Bramlett, John	LB	57	Memphis State.....	1969-70.....	24.....	23
Branch, Alan	DL	97	Michigan.....	2014-17.....	52.....	39
Branch, Deion	WR	83, 84	Louisville.....	2002-05, 10-12.....	89.....	71
Brigance, O.J.	LB	59	Rice.....	2002.....	1.....	0
Brisby, Vincent	WR	82	NE Louisiana.....	1993-99.....	83.....	46
Briscoe, Marlin	WR	88	Nebraska-Omaha.....	1976.....	14.....	5
Brissett, Jacoby	QB	7	North Carolina State.....	2016.....	3.....	2
Britt, Kenny	WR	85	Rutgers.....	2017.....	3.....	0
Britt, Wesley	T	65	Alabama.....	2006-08.....	16.....	2
Brock, Pete	C	58	Colorado.....	1976-87.....	154.....	88
Brooks, Terrence	DB	25	Florida State.....	2019-20.....	29.....	2
Brown, Antonio	WR	17	Central Michigan.....	2019.....	1.....	0
Brown, Barry	TE-LB	66	Florida.....	1969-70.....	21.....	13
Brown, Bill E.	LB	54	Syracuse.....	1960.....	14.....	NA
Brown, Chad	LB	98	Colorado.....	2005, 07.....	17.....	5
Brown, Corwin	S	30	Michigan.....	1993-96.....	61.....	14
Brown, Kareem	DL	95	Miami (Fla.).....	2007.....	0.....	0
Brown, Malcom	DL	90	Texas.....	2015-18.....	60.....	51
Brown, Monty	LB	93	Ferris State.....	1996.....	11.....	7
Brown, Preston	WR	81	Vanderbilt.....	1980-82.....	14.....	4
Brown, Roger	S	47	Virginia Tech.....	1992.....	16.....	2
Brown, Sergio	S	38, 31	Notre Dame.....	2010-11.....	26.....	3
Brown, Sidney	CB	21	Oklahoma.....	1978.....	16.....	0
Brown, Tarell	CB	25	Texas.....	2015.....	3.....	2
Brown, Trent	OL	77	Florida.....	2018.....	16.....	16
Brown, Troy	WR	80, 86	Marshall.....	1993-2007.....	192.....	70
Brown, Vincent	LB	59	Mississippi Valley St. ....	1988-95.....	123.....	103
Brown, Wilbert	G	60	Houston.....	2003.....	2.....	0
Browner, Brandon	CB	39	Oregon St.....	2014.....	9.....	9
Browning, Dave	DE	74	Washington.....	1983.....	12.....	0
Bruney, Fred	DB	33	Ohio State.....	1960-62.....	28.....	NA
Bruschi, Teddy	LB	54	Arizona.....	1996-2008.....	189.....	139
Bryant, Hubie	WR	84	Minnesota.....	1971-72.....	12.....	2
Bryant, Myles	DB	41	Washington.....	2020.....	9.....	0
Buben, Mark	DL	63	Tufts.....	1979, 1981.....	32.....	4
Buchanan, Michael	DL	99	Illinois.....	2013-14.....	18.....	0
Buckley, Terrell	CB	27, 22	Florida State.....	2001-02.....	31.....	3
Bugenhagen, Gary	OT-G	67	Syracuse.....	1969-70.....	10.....	6
Buoniconti, Nick	LB	85	Notre Dame.....	1962-68.....	91.....	20*
Burgess, Derrick	LB	53	Mississippi.....	2009.....	16.....	6
Burgess, Prescott	LB	93	Michigan.....	2009.....	0.....	0
Burke, John	TE	85	Virginia Tech.....	1994-96.....	43.....	12
Burkhead, Rex	RB	34	Nebraska.....	2017-20.....	41.....	8
Burks, Steve	WR	82	Arkansas State.....	1975-77.....	34.....	1
Burton, Ron	RB	22	Northwestern.....	1960-65.....	69.....	NA
Bussey, George	OL	66	Louisville.....	2009.....	0.....	0
Butler, Adam	DL	70	Vanderbilt.....	2017-20.....	63.....	12
Butler, Darius	CB	28	Connecticut.....	2009-10.....	29.....	8
Butler, Malcolm	CB	21	West Alabama.....	2014-17.....	59.....	48
Butts, Marion	RB	44	Florida State.....	1994.....	16.....	15

# PATRIOTS ALL-TIME ROSTER

NAME	POS.	#	COLLEGE	YEARS	GP	GS
Byars, Keith	FB	41	Ohio State	1996-97	26	14
Byrd, Damiere	WR	10	South Carolina	2020	16	14
Byrd, Dennis	DT	78	North Carolina State	1968	14	14

- C -

NAME	POS.	#	COLLEGE	YEARS	GP	GS
Cade, Eddie	S	41	Arizona State	1995	10	0
Cadet, Travaris	RB	39	Appalachia State	2015	1	0
Cagle, John	DT-LB-G	62	Clemson	1969	6	1
Cajuste, Yodny	OL	63	West Virginia	2019-20	0	0
Calabria, Steve	QB	18	Colgate	1987	1	0
Caldwell, Reche	WR	87	Florida	2006	16	14
Calhoun, Don	RB	44	Kansas State	1975-81	94	49
Calhoun, Shillique	LB	90	Michigan State	2019-20	25	1
Calloway, Chris	WR	82	Michigan	2000	7	2
Camarillo, Rich	P	3	Washington	1981-87	85	0
Canale, Justin	OG	63	Mississippi State	1965-68	56	14
Canale, Whit	DE	67	Tennessee	1968	13	0
Cannon, Marcus	OL	61	Texas Christian	2011-19	115	69
Canty, Chris	CB	26	Kansas State	1997-98	32	10
Cappadona, Bob	RB	33	Northeastern	1966-67	27	3
Cappelletti, Gino	WR/K/DB	20	Minnesota	1960-70	153	NA
Cardona, Joe	LS	49	Navy	2015-20	96	0
Carey, Brian	WR	81	American International	1987	2	0
Carlson, Jeff	QB	17	Weber State	1992	3	2
Carpenter, Bobby	LB	59	Ohio State	2012	4	0
Carpenter, Rob	WR	81	Syracuse	1991	8	1
Carter, Allen	RB	21	Southern Cal.	1975-76	15	0
Carter, Andre	DE	93, 96	California	2011, 2013	23	14
Carter, Chris	FS	42	Texas	1997-99	47	15
Carter Kent	LB	51	Southern Cal.	1974	2	0
Carter, Tony	FB	30	Minnesota	1998-2000	43	27
Carter, Tony	CB	29	Florida State	2010	3	0
Carthen, Jason	LB	99	Ohio	1993-94	5	0
Carwell, Larry	DB	41	Iowa State	1969-72	51	38
Cash, Rick	DT	63	N.E. Missouri	1972-73	28	27
Casillas, Jonathan	LB	52	Wisconsin	2014	8	3
Cassel, Matt	QB	16	Southern Cal.	2005-08	30	15
Catanho, Alcides	LB	54	Rutgers	1995	12	0
Cavanaugh, Matt	QB	12	Pittsburgh	1978-82	52	15
Caveness, Ron	LB	51	Arkansas	1968-69	NA	NA
Centers, Larry	FB	31	Stephen F. Austin	2003	9	3
Chandler, Al	TE	57, 82	Oklahoma	1976-79	39	6
Chandler, Edgar	LB	50	Georgia	1973	12	11
Chandler, Scott	TE	88	Iowa	2015	15	4
Chapple, Dave	P	10	UC-Santa Barbara	1974	5	0
Charles, John	DB	25	Purdue	1967-69	39	37
Chatham, Matt	LB	58	South Dakota	2000-05	66	4
Cherry, Je'Rod	S	30	California	2001-04	55	0
Cherry, J'Juan	CB	32	Arizona State	1999	0	0
Cheyunski, Jim	LB	50	Syracuse	1968-72	66	55
Childress, Bam	WR	13	Ohio State	2005-06	3	0
Childress, Fred	OG	61	Arkansas	1991	15	1
Chilton, Gene	C	63	Texas	1990-92	36	35
Christy, Richard	RB	23	North Carolina	1960	13	NA
Chung, Eugene	OL	69	Virginia Tech	1992-94	34	30
Chung, Patrick	S	25, 23	Oregon	2009-12, 14-19	141	112
Cindrich, Ralph	LB	55	Pittsburgh	1972	12	3
Claridge, Ryan	LB	47	UNLV	2005	0	0
Clark, Allan	RB	35	Northern Arizona	1979-80	27	0
Clark, Gail	LB	54	Michigan State	1974	8	0
Clark, Phil	DB	22	Northwestern	1971	2	0
Clark, Rico	CB	39	Louisville	1999	1	0
Clark, Steve	DE	65	Kansas State	1981	7	0

HISTORY

# PATRIOTS ALL-TIME ROSTER

NAME	POS.	#	COLLEGE	YEARS	GP	GS
Clay, Willie	FS	32	Georgia Tech.....	1996-98.....	48.....	48
Clayborn, Adrian	DE	94	Iowa.....	2018.....	14.....	1
Clayborn, Raymond	CB	26	Texas.....	1977-89.....	191.....	165
Clayton, Stan	OT	76	Penn State.....	1990.....	11.....	3
Cleeland, Cameron	TE	85	Washington.....	2002.....	12.....	1
Cleveland, Asante	TE	44	Miami (Fla.).....	2015.....	4.....	1
Clayton, Thomas	RB	22	Kansas State.....	2010.....	1.....	0
Cloud, Michael	RB	21	Boston College.....	2003, 2005.....	11.....	1
Cloutier, Dave	DB	28	Maine.....	1964.....	12.....	NA
Coates, Ben	TE	87	Livingstone.....	1991-99.....	142.....	105
Cobbs, Cedric	RB	34	Arkansas.....	2004.....	4.....	0
Cobbs, Duffy	DB	43	Penn State.....	1987.....	3.....	0
Coffey, Wayne	WR	83	SW Texas State.....	1987.....	3.....	2
Cohen, Abe	OG	62	Tennessee-Chattanooga.....	1960.....	14.....	NA
Cohen, Landon	DL	66,98	Ohio.....	2010, 2011.....	3.....	1
Colclough, Jim	WR	81	Boston College.....	1960-68.....	124.....	6
Cole, Marquice	CB	23	Northwestern.....	2012-13.....	27.....	1
Coleman, Corey	WR	10	Baylor.....	2018.....	0.....	0
Coleman, Dennis	LB	53	Mississippi.....	1971.....	8.....	0
Coleman, Eric	DB	22	Wyoming.....	1989-90.....	15.....	0
Coleman, Fred	WR	84	Washington.....	2001-02.....	9.....	0
Coleman, Justin	DB	22	Tennessee.....	2015-16.....	20.....	3
Coleman, Pat	WR	47	Mississippi.....	1990.....	1.....	0
Collie, Austin	WR	10	BYU.....	2013.....	7.....	1
Collins Sr., Jamie	LB	91, 58	Southern Mississippi.....	2013-16, 19.....	66.....	56
Collins, Todd	LB	54,59	Carson-Newman.....	1992-94, 96-98.....	76.....	53
Collins, Tony	RB	33	East Carolina.....	1981-87.....	102.....	83
Collons, Ferric	DE	92	California.....	1995-99.....	64.....	27
Colon, Harry	S	40	Missouri.....	1991.....	16.....	14
Colton, George	OT	63	Maryland.....	1987.....	3.....	3
Colvin, Rosevelt	LB	59	Purdue.....	2003-08.....	65.....	42
Compton, Mike	C-G	77	West Virginia.....	2001-03.....	34.....	34
Condon, Tom	OG	63	Boston College.....	1985.....	1.....	0
Conn, Dick	S	22	Georgia.....	1975-79.....	45.....	1
Connolly, Dan	OL	63	Southeast Missouri State.....	2008-14.....	85.....	71
Cook, Marv	TE	46,85	Iowa.....	1989-93.....	80.....	59
Cooks, Brandin	WR	14	Oregon State.....	2017.....	16.....	15
Cooks, Terrence	LB	58	Nicholls State.....	1989.....	3.....	0
Cooper, Jonathan	G	65	North Carolina.....	2016.....	0.....	0
Copeland, Brandon	LB	52	Pennsylvania.....	2020.....	6.....	4
Corbett, Steve	OG	62	Boston College.....	1975.....	14.....	0
Corcoran, Jim	QB	15	Maryland.....	1968.....	2.....	0
Corsetti, Rico	LB	93	Bates.....	1987.....	2.....	0
Costict, Ray	LB	55	Mississippi State.....	1977-79.....	46.....	7
Cottrell, Dana	LB	45	Syracuse.....	1998.....	2.....	0
Cowan, Larry	RB	44	Jackson State.....	1982.....	6.....	0
Cowart, Byron	DL	99	Maryland.....	2019-20.....	19.....	14
Cox, Bryan	LB	51	Western Illinois.....	2001.....	11.....	7
Cox, Christian	LB	47	Utah.....	2011.....	0.....	0
Crabtree, Shawn	LB	98	Michigan.....	2008-10.....	6.....	0
Crabtree, Eric	WR	10	Pittsburgh.....	1971.....	6.....	4
Crawford, Elbert	OL	65	Arkansas.....	1990-91.....	30.....	16
Crawford, Jim	RB	30	Wyoming.....	1960-64.....	54.....	NA
Crawford, Vernon	LB	99	Florida State.....	1997-99.....	41.....	1
Creswell, Smiley	DE	92	Michigan State.....	1985.....	0.....	0
Crittenden, Ray	WR	81	Virginia Tech.....	1993-94.....	32.....	4
Croom, Corey	RB	26	Ball State.....	1993-95.....	43.....	2
Cross, Bob	OT	77	Kilgore C.C.....	1960.....	4.....	NA
Crossen, Keion	DB	35	Western Carolina.....	2018.....	11.....	0
Croston, Cole	OL	74	Iowa.....	2017-18.....	5.....	0
Crouthamel, Jake	RB	34	Dartmouth.....	1960.....	2.....	NA
Crow, Albert	DT	72	William & Mary.....	1960.....	3.....	NA
Crump, George	DE	91	East Carolina.....	1982-83.....	9.....	0
Crump, Harry	RB	31	Boston College.....	1963.....	14.....	NA
Crumpler, Alge	TE	82	North Carolina.....	2010.....	16.....	10
Cryder, Bob	OG	75	Alabama.....	1978-83.....	75.....	36

# PATRIOTS ALL-TIME ROSTER

NAME	POS.	#	COLLEGE	YEARS	GP	GS
Cudzik, Walt	OC	54	Purdue	1960-63	56	NA
Cullors, Derrick	RB	29	Murray State (Ky)	1997-99	31	1
Cunningham, Jay	DB	21	Bowling Green	1965-67	40	1*
Cunningham, Jermaine	DE	96	Florida	2010-12	36	14
Cunningham, Korey	OL	74	Cincinnati	2019-20	12	0
Cunningham, Sam	RB	39	Southern Cal.	1973-79, 81-82	107	94
Currier, Bill	DB	28	South Carolina	1980	16	0
Cusick, Pete	NT	76	Ohio State	1975	13	0

- D -

NAME	POS.	#	COLLEGE	YEARS	GP	GS
Dalton, Antico	LB	93	Hampton	2000	3	0
Damkroger, Maury	LB	51	Nebraska	1974	11	0
Danenbauer, Bill	DE	77	Emporia	1960	3	NA
Davey, Rohan	QB	6	Louisiana State	2002-04	7	0
Davis, Adam	G	61	Oklahoma State	2000	0	0
Davis, Andre'	WR	18	Virginia Tech	2005	9	4
Davis, Carl	DL	98	Iowa	2020	3	1
Davis, Cody	DB	22	Texas Tech	2020	13	0
Davis, Don	LB	51	Kansas	2003-06	59	2
Davis, Elgin	RB	40	Central Florida	1987-88	9	0
Davis, Greg	K	5	Citadel	1989	9	0
Davis, Ja'Gared	LB	53	Southern Methodist	2013-14	4	0
Davis, Jack	OG	65	Maryland	1960	14	NA
Davis, Kanorris	S	36	Troy	2013	3	0
Davis, Keionta	DL	42, 58	Tennessee-Chattanooga	2017-19	6	3
Davis, Shockmain	WR	84	Angelo State	2000	12	1
Dawson, Bill	TE-DE	83	Florida State	1965	9	NA
Dawson, Duke Jr.	DB	29	Florida	2018	0	0
Dawson, Lin	TE	87	N.C. State	1981-90	105	75
Deaderick, Brandon	DL	71	Alabama	2010-12	34	14
Dee, Bob	DE	89	Holy Cross	1960-67	112	112
Dellenbach, Jeff	C	66	Wisconsin	1995	15	5
Delucca, Gerry	OT	74	Middle Tennessee State	1960-64	19	NA
Demps, Jeff	RB	42	Florida	2012	0	0
Dennard, Alfonso	CB	37	Nebraska	2012-14	29	20
DeOssie, Steve	LB	99	Boston College	1994-95	32	0
Denson, Damon	G	61	Michigan	1997-99	14	4
Derby, AJ	TE	86	Arkansas	2015-16	4	0
DeRiggi, Fred	DT	71	Syracuse	1990	2	0
Develin, James	FB	46	Brown	2012-19	83	31
Devey, Jordan	OL	65	Memphis	2014	7	4
DeVree, Tyson	TE	85	Colorado	2008	2	0
Dillon, Corey	RB	28	Washington	2004-06	43	37
Dimitroff, Tom	QB	15	Miami (Ohio)	1960	3	NA
Disenczo, Tony	OT	76	Michigan State	1960	5	NA
Dobson, Aaron	WR	17	Marshall	2013-15	24	13
Doig, Steve	LB	59	New Hampshire	1986-87	6	0
Dombroski, Paul	DB	47	Linfield	1981-84	36	0
Donnalley, Kevin	DB	23	N. Dakota State	1981	1	0
Dorsett II, Phillip	WR	13	Miami (Fla.)	2017-19	45	8
Dorsey, Nate	DE	66	Mississippi Valley St.	1973	2	0
Douglas, David	G	67	Tennessee	1989-90	16	6
Dowling, Brian	QB	14	Yale	1972-73	25	0
Dowling, Ras-I	CB	21	Virginia	2011-12	9	2
Dressler, Doug	RB	44	Chico State	1975	5	0
Dugger, Kyle	DB	35	Lenoir-Rhyne	2020	14	7
Dukes, Mike	LB	54	Clemson	1964-65	25	NA
DuLac, Bill	OG	68	Eastern Michigan	1974-75	26	2
Dumler, Doug	OC	58	Nebraska	1973-75	42	3
Dupard, Reggie	RB	21	Southern Methodist	1986-89	37	7
Durko, Sandy	S	22	Southern Cal.	1973-74	25	18
Dwight, Tim	WR	86	Iowa	2005	16	1
Dykes, Hart Lee	WR	88	Oklahoma State	1989-90	26	16

HISTORY

# PATRIOTS ALL-TIME ROSTER

- E -

NAME	POS.	#	COLLEGE	YEARS	GP	GS
Easley, Dominique	DL	74, 99	Florida	2014-15	22	3
Eason, Tony	QB	11	Illinois	1983-89	72	49
Eaton, Chad	DT	90	Washington State	1996-2000	65	44
Ebner, Nate	DB	43	Ohio State	2012-19	111	0
Eckel, Kyle	FB	38	Navy	2007	12	0
Edds, A.J.	LB	90	Iowa	2011	2	0
Edelman, Julian	WR	11	Kent State	2009-20	137	85
Edmonds, Randy	LB	51	Georgia Tech.	1971	14	0
Edwards, Marc	FB	44	Notre Dame	2001-02	32	23
Edwards, Robert	RB	47	Georgia	1998-2000	16	15
Edwards, Tim	DE	98	Delta State	1992	14	1
Egu, Patrick	RB	33	Nevado-Reno	1989	7	0
Eisenhauer, Larry	DE	72	Boston College	1961-69	115	NA
Eitzmann, Chris	TE	86	Harvard	2000	5	1
Ellard, Henry	WR	17	Fresno State	1998	5	0
Elliott, Jamin	WR	10	Delaware	2003	1	0
Ellis, Ed	T	66	Buffalo	1997-99	9	1
Ellis, Shaun	DE	94	Tennessee	2011	14	10
Ellison, Jerry	RB	35	Tennessee-Chattanooga	1999	12	0
Eluemonor, Jermaine	OL	65, 72	Texas A&M	2019-20	22	8
Emanuel, Bert	WR	87	Rice	2001	2	1
Evans, Heath	FB	44	Auburn	2005-08	54	9

- F -

NAME	POS.	#	COLLEGE	YEARS	GP	GS
Fairchild, Paul	OG	66	Kansas	1984-90	84	38
Falcon, Terry	OG	68	Montana	1978-79	18	0
Farmer, Lonnie	LB	55	Tennessee-Chattanooga	1964-66	31	NA
Farrell, Sean	OG	62	Penn State	1987-90	43	43
Faulk, Kevin	RB	33	Louisiana State	1999-2011	161	47
Fauria, Christian	TE	88	Colorado	2002-05	64	46
Feacher, Ricky	WR	83	Mississippi Valley St.	1976	3	0
Feagles, Jeff	P	6	Miami (Fla.)	1988-89	32	0
Feehery, Gerry	G	63	Syracuse	1989	0	0
Feggins, Howard	CB	36	UNC-Charlotte	1989	11	0
Feldhausen, Paul	OT	66	Northland	1968-69	2	0
Fells, Daniel	TE	86	UC Davis	2012	13	4
Felt, Dick	DB	24	Brigham Young	1962-66	52	NA
Ferentz, James	OL	66	Iowa	2018-20	24	4
Ferguson, Vagas	RB	43	Notre Dame	1980-82	31	21
Fleming, Cameron	OL	71	Stanford	2014-17	47	20
Fleming, Darius	LB	58, 48, 53	Notre Dame	2014-15	11	0
Flemister, Zeron	TE	46	Iowa	2004	0	0
Fletcher, Bradley	CB	24	Iowa	2015	2	0
Fletcher, Dane	LB	52	Montana State	2010-13, 15	38	6
Fletcher, Derrick	OL	64	Baylor	1999	2	2
Flick, Tom	QB	10	Washington	1982	3	0
Flowers, Marquis	LB	59	Arizona	2017	16	2
Flowers, Trey	DL	98	Arkansas	2015-18	46	37
Floyd, Chris	FB	37	Michigan	1998-2000	40	2
Floyd, Michael	WR	14	Notre Dame	2016	2	1
Flutie, Doug	QB	2	Boston College	1987-89, 2005	22	13
Folk, Nick	K	2, 6	Arizona	2019-20	23	0
Fontenot, Chris	TE	85	McNeese State	2000	0	0
Forbath, Kai	K	5	UCLA	2019	1	0
Ford, Isaiah	WR	84	Virginia Tech	2020	0	0
Foreman, Chuck	RB	22	Miami (Fla.)	1980	16	0
Forston, Marcus	DL	98	Miami (Fla.)	2012-13	4	0
Forte, Ike	RB	38	Arkansas	1976-77	23	1
Foster, D.J.	RB	27	Arizona State	2016	3	0
Foster, Will	LB	55	Eastern Michigan	1973-74	21	1
Fox, Tim	S	48	Ohio State	1976-81	91	91

HISTORY



# PATRIOTS ALL-TIME ROSTER

NAME	POS.	#	COLLEGE	YEARS	GP	GS
Frain, Todd	TE	44	Nebraska	1987	3	2
Francis, Justin	DL	94	Rutgers	2012	10	0
Francis, Russ	TE	81	Oregon	1975-80, 87-88	92	83
Franklin, Arnold	TE	87	North Carolina	1987	14	0
Franklin, Tony	K	1	Texas A&M	1984-87	62	0
Fraser, Jim	LB-P	51	Wisconsin	1966	14	NA
Frazier, Charley	WR	81	Texas Southern	1969-70	23	13
Freeman, Arturo	S	25	South Carolina	2005	2	1
Freeny, Jonathan	LB	55, 44	Rutgers	2015-16, 17	19	11
Friesz, John	QB	17	Idaho	1999-2000	2	0
Frisch, David	TE	88	Colorado State	1995	2	0
Froholdt, Hjalte	OL	64	Arkansas	2019-20	8	0
Fryar, Irving	WR	80	Nebraska	1984-92	129	104
Fullington, Darrell	S	29	Miami (Fla.)	1991	5	0
Funchess, Tom	OT	73	Jackson State	1968-70	39	39
Fussell, Tom	DE	83	Louisiana State	1967	12	2

- G -

NAME	POS.	#	COLLEGE	YEARS	GP	GS
Gabriel, Doug	WR	85	Central Florida	2006	12	5
Gadbois, Dennis	WR	48, 82	Boston University	1987-88	5	1
Gaffney, Jabar	WR	10	Florida	2006-08	43	20
Gaffney, Tyler	RB	36	Stanford	2014-15	0	0
Gaiter, Tony	WR	17	Miami (Fla.)	1997-98	1	0
Gallaher, Allen	OT	64	Southern Cal	1974	14	0
Galloway, Joey	WR	13	Ohio State	2009	3	2
Gamble, R.C.	RB	13	South Carolina State	1968-69	27	14
Gambol, Chris	OL	74	Iowa	1990	16	15
Gannon, Chris	DE	91	SW Louisiana	1990-93	36	3
Gant, Malik	DB	42	Marshall	2019	0	0
Garcia, Teddy	K	7	NE Louisiana	1988	16	0
Garcia, Tony	OL	63	Troy	2017	0	0
Gardin, Ron	WR	37	Arizona	1971	8	0
Gardner, Barry	LB	47	Northwestern	2006	0	0
Garoppolo, Jimmy	QB	10	Eastern Illinois	2014-17	17	2
Garrett, Carl	RB	30	New Mexico Highlands	1969-72	51	42
Garrett, J.D.	RB	32	Grambling State	1964-67	40	0*
Garron, Larry	RB	40	Western Illinois	1960-68	99	12*
Gash, Sam	RB	33	Penn State	1992-97	88	36
Gay, Randall	CB	21	Louisiana State	2004-07	39	14
Geddes, Bob	LB	59	UCLA	1973-75	24	6
George, Tony	S	41	Florida	1999-2000	31	1
Germany, Willie	S	29	Morgan State	1976	10	0
Gibson, Brandon	WR	13	Washington State	2015	0	0
Gibson, Ernest	CB	43	Furman	1984-88	67	14
Gillen, John	LB	54	Illinois	1983	8	0
Gillislee, Mike	RB	35	Florida	2017	9	2
Gilmore, Stephen	CB	24	South Carolina	2017-20	56	56
Gipson, Paul	RB	46	Houston	1973	5	0
Gisler, Mike	G	67	Houston	1993-97	73	7
Givens, David	WR	87	Notre Dame	2002-05	53	27
Gladioux, Bob	RB	24	Notre Dame	1969-72	43	5
Glenn, Terry	WR	88	Ohio State	1996-2001	68	63
Glenn, Vencie	DB	25	Indiana State	1986	4	0
Goad, Tim	NT	72	North Carolina	1988-94	109	105
Gogolak, Charlie	K	7	Princeton	1970-72	26	0
Golden, Tim	LB	59	Florida	1982-84	40	1
Golic, Bob	LB	51	Notre Dame	1979-81	33	12
Gonzalez, Noe	RB	38	SW Texas State	1974	2	0
Gordon, Cameron	LB	45	Michigan	2014	0	0
Gordon, Josh	WR	10	Baylor	2018-19	17	17
Gordon, Steve	OL	66	California	1992-93	0	0
Gordon, Tim	S	41	Tulsa	1991-92	21	15
Gorin, Brandon	T	76	Purdue	2003-05	32	18

HISTORY

# PATRIOTS ALL-TIME ROSTER

NAME	POS.	#	COLLEGE	YEARS	GP	GS
Gostkowski, Stephen	K	3	Memphis	2006-19	204	0
Graff, Neil	QB	15	Wisconsin	1974-75	25	2
Graham, Art	WR	84	Boston College	1963-68	75	17
Graham, Daniel	TE	82	Colorado	2002-06	63	49
Graham, Hason	WR	81	Georgia	1995-96	19	1
Graham, Milt	OT	70	Colgate	1961-63	28	NA
Graham, Shayne	K	5	Virginia Tech	2010	8	0
Granby, John	DB	25	Virginia Tech	1992	0	0
Grant, Rupert	FB	34	Howard	1995	7	1
Gravely, Maurice	FS	23	Concord College	1987	1	0
Graves, White	DB	44	Louisiana State	1965-67	40	0
Gray, Jonas	RB	35	Notre Dame	2014	8	3
Gray, Leon	OT	70	Jackson State	1973-78	78	77
Green, David	RB	38	Boston College	1995	2	0
Green, Jarvis	DE	97	Louisiana State	2002-09	121	46
Green, Jerry	RB	45	Georgia Tech	1960	2	NA
Green, Justin	DB	41	Illinois	2013	2	0
Green, Victor	S	27	Akron	2002	16	5
Green-Ellis, BenJarvus	RB	42	Mississippi	2008-11	53	20
Greene, Tom	QB	14	Holy Cross	1960	10	NA
Gregory, Steve	S	28	Syracuse	2012-13	26	23
Grier, Marrio	RB	35	Tennessee-Chattanooga	1996-97	32	0
Griffith, Richard	TE	88	Arizona	1993	3	0
Grigsby, Nicholas	LB	50	Pittsburgh	2017-18	14	0
Grimes, Reggie	DE	97	Alabama	2000	8	0
Grisson, Cory	DL	67	South Florida	2013	0	0
Grisson, Geneo	DL	92, 96	Oklahoma	2015-18	37	0
Grogan, Steve	QB	14	Kansas State	1975-90	149	131
Gronkowski, Dan	TE	82	Maryland	2011	5	1
Gronkowski, Rob	TE	87	Arizona	2010-18	115	100
Gutierrez, Matt	QB	7	Idaho State	2007-08	5	0
Guy, Lawrence	DL	93	Arizona State	2017-20	62	60
Guyton, Gary	LB	58, 59	Georgia Tech	2008-11	60	32
Guyton, Myron	SS	29	Eastern Kentucky	1994-95	30	30
Guzik, John	NT	97	Ohio	1987	3	2

- H -

NAME	POS.	#	COLLEGE	YEARS	GP	GS
Hagen, Halvor	G-DE	62	Weber State	1971-72	26	15
Haggerty, Mike	OT-DE	75	Miami (Ohio)	1971	14	13
Haley, Darryl	OG	68	Utah	1982-84, 86	57	24
Hall, Ron	DB	23	Missouri Valley	1961-67	88	3
Hall, Terez	LB	59	Missouri	2020	8	4
Hamilton, Bobby	DE	91	Southern Mississippi	2000-03	64	62
Hamilton, Ray	DE	71	Oklahoma	1973-81	132	117
Hamilton, Woodrow	DL	74	Mississippi	2016	2	1
Hammond, Kim	QB	15	Florida State	1969-70	4	0
Hannah, John	OG	73	Alabama	1973-85	183	183
Hankerson, Leonard	WR	15	Miami (Fla.)	2015	1	0
Hanneman, Craig	DE	74	Oregon State	1974-75	20	3
Hansen, Brian	P	10	Sioux Falls	1990	16	0
Hansen, Bruce	RB	24	Brigham Young	1987	6	2
Hansen, Chad	WR	16	California	2018	0	0
Hanson, Chris	P	6	Marshall	2007-09	48	0
Harbor, Clay	TE	81	Missouri State	2016	3	0
Hare, Eddie	P	8	Tulsa	1979	16	0
Harlow, Pat	OT	77	Southern Cal.	1991-95	74	64
Harmon, Duron	DB	30, 21	Rutgers	2013-19	111	29
Harper, Chris	WR	14	California	2015	5	0
Harris, Antwan	CB	23	Virginia	2000-03	52	2
Harris, Damien	RB	37	Alabama	2019-20	12	10
Harris, David	LB	45	Michigan	2017	10	6
Harris, Marshall	DE	78	Texas Christian	1983	6	2
Harris, Raymont	RB	29	Ohio State	2000	1	0

# PATRIOTS ALL-TIME ROSTER

NAME	POS.	#	COLLEGE	YEARS	GP	GS
Harris, Rickie	DB	25	Arizona	1971-72	28	21
Harris, Ronnie	WR/PR/KR	84	Oregon	1993-94	6	0
Harrison, James	LB	92	Kent State	2017	1	0
Harrison, Rodney	S	37	Western Illinois	2003-08	63	62
Harry, N'Keal	WR	15	Arizona State	2019-20	21	14
Hartley, Ken	P	7	Catawba	1981	2	0
Harvey, Richard	LB	58	Tulane	1990	16	9
Hasselbeck, Don	TE	80	Colorado	1977-83	86	27
Hauck, Tim	FS	40	Montana	1990	10	0
Hauser, Art	DT	67	Xavier	1960	8	NA
Hawkins, Artrell	DB	25	Cincinnati	2005-06	19	16
Hawkins, Mike	OLB	59	Texas A&I	1978-81	59	45
Hawkins, Steve	WR	80	Western Michigan	1994	7	0
Hawthorne, Greg	WR/RB	27	Baylor	1984-86	43	11
Hayes, Chris	S	29	Washington State	2002	4	0
Hayes, Donald	WR	81	Wisconsin	2002	12	1
Hayman, Conway	OG	65	Delaware	1972	0	0
Haynes, Mike	CB	40	Arizona State	1976-82	90	86
Haynesworth, Albert	DL	92	Tennessee	2011	6	0
Henderson, Jerome	CB	36	Clemson	1991-93, 1996	39	10
Hendley, David	DB	28	S. Connecticut State	1987	2	0
Henke, Karl	OT	80	Tulsa	1969	10	7
Hennessey, Tom	DB	30	Holy Cross	1965-66	28	NA
Henson, Luther	NT	70	Ohio State	1982-84	21	2
Herline, Alan	P	6	Vanderbilt	1987	3	0
Herman, Brad	TE	82	Iowa	2012	0	0
Hernandez, Aaron	TE	85, 81	Florida	2010-12	38	29
Herock, Ken	LB	36	West Virginia	1969	6	0
Herron, Justin	OL	75	Wake Forest	2020	12	6
Herron, Mack	RB	42	Kansas State	1973-75	35	20
Hicks, Akiem	DL	72	Regina	2015	13	0
Hightower, Dont'a	LB	54	Alabama	2012-19	102	99
Hill, Jeremy	RB	33	Louisiana State	2018	1	0
Hill, Marquise	DL	91	Louisiana State	2004-06	13	0
Hill Troy	CB	41	Oregon	2015	0	0
Hilliard, Lex	RB	30	Montana	2012	2	0
Hinton, Eddie	WR	82	Oklahoma	1974	9	1
Hitchcock, Jimmy	CB	31	North Carolina	1995-97	37	20
Hix, Kyle	OL	69	Texas	2011-12	0	0
Hobbs, Ellis	CB	27	Iowa State	2005-08	63	49
Hobby, Marion	DE	60	Tennessee	1990-92	42	8
Hochstein, Russ	G	71	Nebraska	2002-08	92	20
Hodge, Milford	DE	97	Washington State	1986-89	49	8
Hodson, Tommy	QB	13	Louisiana State	1990-92	32	12
Hoey, George	DB	23	Michigan	1972-73	25	18
Hogan, Chris	WR	15	Monmouth	2016-18	40	28
Holcomb, Sean	LB	60	Texas A&I	1995	0	0
Hoollister, Cody	WR	81	Arkansas	2018	0	0
Hollister, Jacob	TE	47	Wyoming	2017-18	23	2
Holloway, Brian	OT	76	Stanford	1981-86	88	77
Holmberg, Rob	LB	50	Penn State	2000	18	5
Holmes, Darryl	FS	41	Ft. Valley State	1987-89	44	3
Holmes, Ernie	NT	63	Texas Southern	1978	3	0
Holsey, Bernard	DL	99	Duke	2002	8	0
Hoomanawanui, Michael	TE	47	Illinois	2012-15	45	28
Howard, Bob	CB	24	San Diego State	1975-77	37	15
Howard, David	LB	99	Long Beach State	1991-92	32	15
Hoyer, Brian	QB	8, 2	Michigan State	2009-11, 17-18, 20	24	1
Huard, Damon	QB	19	Washington	2001-03	4	0
Huarte, John	QB	7	Notre Dame	1966-67	18	0*
Hubach, Mike	P	6	Kansas	1980-81	21	0
Hudson, Bill	DT	61	Clemson	1965	4	4
Humber, Ramon	LB	50	North Dakota State	2018	6	0
Hunt, Jim Lee	DT	79	Prairie View	1960-70	146	55*
Hunt, Kevin	OT	62	Doane	1973	1	0
Hunt, Sam	LB	50	Stephen F. Austin	1974-79	84	82

# PATRIOTS ALL-TIME ROSTER

NAME	POS.	#	COLLEGE	YEARS	GP	GS
Hunter, Ivy Joe	RB	45	Kentucky .....	1991 .....	13 .....	10
Hurst, Maurice	CB	37	Southern .....	1989-95 .....	104 .....	101
Hutson, Brian	SS	36	Mississippi State .....	1990 .....	2 .....	0
Hyland, Bob	OC	60	Boston College .....	1977 .....	3 .....	0

- I -

NAME	POS.	#	COLLEGE	YEARS	GP	GS
Ihedigbo, James	S	44	Massachusetts .....	2011 .....	16 .....	12
Ilg, Ray	LB	45	Colgate .....	1967-68 .....	28 .....	3
Imhof, Martin	DE	64	San Diego State .....	1975 .....	5 .....	3
Ingram, Brian	LB	51	Tennessee .....	1982-85 .....	39 .....	0
Ingram, Jake	LS	47	Hawaii .....	2009-10 .....	24 .....	0
Iosefa, Joey	RB	47	Hawaii .....	2015 .....	2 .....	0
Irwin, Heath	G	63	Colorado .....	1996-99 .....	44 .....	16
Isaia, Sale	G	72	UCLA .....	2000 .....	16 .....	14
Israel, Steve	CB	21	Pittsburgh .....	1997-99 .....	29 .....	20
Ivory, Horace	RB	23	Oklahoma .....	1977-81 .....	45 .....	12
Ivy, Corey	CB	28	Oklahoma .....	1999 .....	0 .....	0
Iwuoma, Chidi	CB	29	California .....	2006 .....	3 .....	0
Izzo, Larry	LB	53	Rice .....	2001-08 .....	127 .....	0
Izzo, Ryan	TE	85	Florida State .....	2018-20 .....	18 .....	16

- J -

NAME	POS.	#	COLLEGE	YEARS	GP	GS
Jackson, Chad	WR	17	Florida .....	2006-07 .....	14 .....	1
Jackson, Curtis	WR	82	Texas A&M .....	2000 .....	7 .....	2
Jackson, Eddie	CB	29	Arkansas .....	2007 .....	3 .....	0
Jackson, Harold	WR	29	Jackson State .....	1978-81, 87 .....	64 .....	62
Jackson, Honor	DB	29	Pacific .....	1972-73 .....	20 .....	12
Jackson, J.C.	DB	27	Maryland .....	2018-20 .....	45 .....	22
Jackson Sr. Michael	CB	45	Miami (Fla.) .....	2020 .....	1 .....	0
Jackson, Steven	RB	39	Oregon State .....	2015 .....	2 .....	1
Jackson, Tre'	G	63	Florida State .....	2015-16 .....	13 .....	9
Jacobs, Harry	DE/LB	83	Bradley .....	1960-62 .....	23 .....	NA
Jacobs, Ray	DT	87	Howard Payne .....	1969 .....	8 .....	5
Jagielski, Harry	DT	73	Indiana .....	1960-61 .....	19 .....	NA
James, Craig	RB	32	Southern Methodist .....	1984-88 .....	52 .....	33
James, Roland	SS	38	Tennessee .....	1980-90 .....	145 .....	122
Janik, Tom	DB/P	21	Texas A&I .....	1969-71 .....	42 .....	3
Jarostchuk, Ilia	LB	50	New Hampshire .....	1990 .....	12 .....	1
Jarvis, Ray	WR	87	Norfolk State .....	1979 .....	7 .....	0
Jean Francois, Ricky	DL	94	Louisiana State .....	2017 .....	6 .....	1
Jefferson, Shawn	WR	84	Central Florida .....	1996-99 .....	63 .....	61
Jelks, Andrew	OL	76	Vanderbilt .....	2017 .....	0 .....	0
Jells, Dietrich	WR	83	Pittsburgh .....	1996-97 .....	18 .....	1
Jenkins, Ed	RB	30	Holy Cross .....	1974 .....	3 .....	0
Jennings, Anfernee	LB	58	Alabama .....	2020 .....	14 .....	4
Jeter, Gary	DE	99	Southern Cal. .....	1989 .....	14 .....	0
John, Ulrick	OL	67	Georgia State .....	2018 .....	0 .....	0
Johnson, Andy	RB	32	Georgia .....	1974-81 .....	94 .....	43
Johnson, Anthony	DL	96	Louisiana State .....	2016 .....	4 .....	1
Johnson, Bethel	WR	81	Texas A&M .....	2003-05 .....	39 .....	7
Johnson, Billy	DB	47	Nebraska .....	1966-69 .....	32 .....	4
Johnson, Charles	WR	81	Colorado .....	2001 .....	14 .....	2
Johnson, Damaris	WR	15	Tulsa .....	2015 .....	1 .....	0
Johnson, Damian	OG	68	Kansas State .....	1990 .....	16 .....	16
Johnson, Daryl	DB	23	Morgan State .....	1968-71 .....	42 .....	41
Johnson, Ellis	RB	38	S.E. Louisiana .....	1965-66 .....	28 .....	NA
Johnson, Garrett	NT	60	Illinois .....	2000 .....	8 .....	2
Johnson, Jakob	FB	47	Tennessee .....	2019-20 .....	20 .....	14
Johnson, Joe	OE	24	Boston College .....	1960-61 .....	13 .....	NA
Johnson, Lee	P	10	Brigham Young .....	1999-2001 .....	37 .....	0
Johnson, Leonard	DB	34	Iowa State .....	2015 .....	4 .....	3

HISTORY

# PATRIOTS ALL-TIME ROSTER

NAME	POS.	#	COLLEGE	YEARS	GP	GS
Johnson, Mario	DL	98	Missouri .....	1993.....	6.....	0
Johnson, Orlrick	LB	51	Florida A&M .....	2000.....	12.....	0
Johnson, Preston	RB	48	Florida A&M .....	1968.....	3.....	0
Johnson, Rufus	LB	59	Tarleton State .....	2015.....	1.....	0
Johnson, Steve	TE	85	Virginia Tech .....	1988.....	14.....	3
Johnson, Ted	LB	52	Colorado .....	1995-2004.....	117.....	104
Jones, Aaron	DE	97	Eastern Kentucky.....	1993-95.....	37.....	1
Jones, Cedric	WR	83	Duke.....	1982-90.....	120.....	37
Jones, Chandler	DE	95	Syracuse .....	2012-15.....	55.....	52
Jones, Chris	DT	94	Bowling Green .....	2013-15.....	28.....	23
Jones, Cyrus	CB	24, 41	Alabama.....	2016-18.....	12.....	1
Jones, Don	S	29	Arkansas State.....	2014.....	9.....	0
Jones, Ezell	OT	74	Minnesota .....	1969-70.....	15.....	0
Jones, Jonathan	CB	31	Auburn .....	2016-20.....	79.....	26
Jones, Kenyatta	T	74	South Florida .....	2001-02.....	18.....	11
Jones, Mike	DE	96	North Carolina State.....	1994-97.....	61.....	37
Jones, Nate	DB	23	Rutgers .....	2011.....	5.....	1
Jones, Tebucky	DB	34	Syracuse .....	1998-2002, 06.....	72.....	36
Jones, Todd	OL	63	Texas A&M .....	1993.....	4.....	0
Jordan, LaMont	RB	32	Maryland .....	2008.....	8.....	0
Jordan, Shelby	OT	74	Washington (Mo.).....	1975,77-82.....	95.....	87
Jordan, Tim	LB	93	Wisconsin.....	1987-89.....	30.....	10

## - K -

NAME	POS.	#	COLLEGE	YEARS	GP	GS
Kaczur, Nick	T	77	Toledo .....	2005-10.....	68.....	62
Kadziel, Roin	LB	52	Stanford .....	1972.....	14.....	1
Kamalu, Ufomba	DL	97	Miami (Fla.) .....	2018.....	2.....	0
Kapp, Joe	QB	11	California .....	1970.....	11.....	10
Karras, Ted	G	75	Illinois.....	2016-19.....	60.....	20
Kasper, Kevin	WR	10	Iowa .....	2004.....	8.....	0
Katula, Matt	LS	48	Wisconsin.....	2010.....	8.....	0
Katzenmoyer, Andy	LB	59	Ohio State.....	1999-2001.....	24.....	14
Kecman, Dan	LB	45	Maryland .....	1970.....	1.....	0
Keene, Dalton	TE	44	Virginia Tech .....	2020.....	6.....	0
Keeton, Durwood	S	29	Oklahoma .....	1975.....	12.....	0
Kelley, Ethan	DL	99	Baylor.....	2004.....	1.....	0
Kelly, Ben	CB/KR	31	Colorado .....	2001-02.....	9.....	0
Kelly, Tommy	DL	93	Mississippi State.....	2013.....	5.....	5
Kerrigan, Mike	QB	19	Northwestern.....	1983-84.....	2.....	0
Kessler, Cody	QB	6	Southern California.....	2019.....	0.....	0
Key, David	S	26	Michigan .....	1991.....	3.....	0
Khayat, Ed	DT	73	Tulane .....	1966.....	14.....	NA
Kight, Kelvin	WR	19	Florida.....	2006.....	4.....	1
Kilgo, Darius	DL	96	Maryland .....	2016.....	0.....	0
Kimber, Bill	OE	86	Florida State .....	1961.....	4.....	NA
Kinchen, Brian	LS	46	Louisiana State.....	2003.....	2.....	0
Kiner, Steve	LB	57	Tennessee.....	1971, 73.....	28.....	28
King, Brandon	DB/LB	36	Auburn .....	2015-19.....	57.....	0
King, Claude	RB	41	Houston .....	1962.....	14.....	NA
King, Steve	LB	55	Tulsa.....	1973-81.....	124.....	40
Kingsbury, Kliff	QB	16	Texas Tech .....	2003.....	0.....	0
Kitchen, Ishmael	DL	70	Kent State .....	2015.....	1.....	0
Klecko, Dan	DL	90	Temple .....	2003-05.....	29.....	3
Klein, Dick	OT	62	Iowa State.....	1961-62.....	24.....	NA
Klemm, Adrian	G/T	70	Hawaii .....	2000-04.....	26.....	10
Kline, Josh	OL	67	Kent State .....	2013-15.....	33.....	18
Knief, Gayle	WR	84	Morningside.....	1970.....	3.....	0
Knutson, Matt	T	62	North Dakota .....	2002.....	0.....	0
Koontz, Ed	LB	54	Catawba .....	1968.....	6.....	1
Kopp, Jeff	LB	91	Southern California.....	1999.....	6.....	0
Koppen, Dan	C	67	Boston College.....	2003-11.....	121.....	120
Koutouvides, Niko	LB	90	Purdue .....	2011-12.....	22.....	1
Krakau, Merv	LB	53	Iowa State.....	1978.....	1.....	0

# PATRIOTS ALL-TIME ROSTER

NAME	POS.	#	COLLEGE	YEARS	GP	GS
Kratch, Bob	G	61	Iowa.....	1994-96.....	40.....	36
Kuberski, Bob	DT	93	Navy.....	1999.....	5.....	0
Kuehn, Art	OC	78	UCLA.....	1983.....	2.....	0
Kurpeikis, Justin	LB	47	Penn State.....	2004.....	5.....	0

- L -

LaCrosse, Matt	TE	83	Illinois.....	2019.....	11.....	8
Ladd, Anthony	WR	18	Cincinnati.....	1998.....	4.....	0
LaFell, Brandon	WR	19	LSU.....	2014-15.....	27.....	20
LaFreniere, Bill	WR	88	Northeastern.....	1987.....	0.....	0
Lambert, Dion	DB	28	UCLA.....	1992-93.....	30.....	4
Landry, Anthony	RB	35	Stephen F. Austin.....	1990.....	0.....	0
Lane, Max	OT	68	Navy.....	1994-2000.....	100.....	70
Langham, Antonio	CB	38	Alabama.....	2000.....	15.....	7
Langi, Harvey	LB	48	Brigham Young.....	2017.....	1.....	0
Larsen, Spencer	FB	46	Arizona.....	2012.....	0.....	0
Larson, William	RB	34	Western Illinois.....	1960.....	1.....	NA
Lassiter, Ike	DE	87	St. Augustine's.....	1970-71.....	19.....	16
Law, Ty	CB	24	Michigan.....	1995-2004.....	141.....	133
Lawson, Jamie	RB	29	North Carolina State.....	1990.....	1.....	0
Lawson, Odell	RB	32	Langston.....	1970-71.....	16.....	3
LeBlanc, Michael	RB	27, 40	Stephen F. Austin.....	1987.....	4.....	2
Lee, Eric	DL	55	South Florida.....	2017.....	6.....	5
Lee, John	DE	66	Nebraska.....	1981.....	4.....	4
Lee, Keith	DB	22	Colorado State.....	1981-84.....	54.....	8
Lee, Kevin	WR	86	Alabama.....	1994-95.....	7.....	2
Lee, Robert	G	60	Missouri.....	1960.....	8.....	NA
Legette, Bernie	RB	35	Michigan State.....	1993-94.....	10.....	0
Lengel, Matt	TE	82	Eastern Kentucky.....	2016.....	6.....	0
Lenkaitis, Bill	C	67	Penn State.....	1971-81.....	151.....	119
Leo, Bobby	WR	24	Harvard.....	1967-68.....	3.....	0
Leo, Charlie	OG	63	Indiana.....	1960-62.....	34.....	NA
Leonard, Louis	DL	66	Fresno State.....	2010.....	1.....	0
LeVoi, Mark	T	64	Notre Dame.....	2008-10.....	32.....	2
Lewis, Bill	C	75	Nebraska.....	1993.....	7.....	5
Lewis, Dion	RB	33	Pittsburgh.....	2015-17.....	30.....	19
Lewis, Vernon	CB	43	Pittsburgh.....	1993-96.....	44.....	2
Light, Matt	T	72	Purdue.....	2001-11.....	155.....	153
Lindquist, Paul	DT	67	New Hampshire.....	1961.....	2.....	NA
Linne, Larry	WR	80	Texas-El Paso.....	1987.....	3.....	3
Lippett, Ronnie	DB	42	Miami (Fla.).....	1983-91.....	122.....	111
Livingston, Walt	RB	24	Heidelberg.....	1960.....	3.....	NA
Lloyd, Brandon	WR	85	Illinois.....	2012.....	16.....	15
Lockett, Bret	DB	38, 26	UCLA.....	2009-11.....	10.....	0
Lockhart, Eugene	LB	51	Houston.....	1991-92.....	32.....	21
Lockwood, Scott	RB	40	Southern Cal.....	1992-93.....	4.....	0
Lofton, Oscar	OE	86	S.E. Louisiana.....	1960.....	14.....	NA
Lofton, Steve	CB	38	Texas A&M.....	1997.....	10.....	0
Long, Charlie	G	76	Tennessee-Chattanooga.....	1961-69.....	124.....	17
Long, Chris	DE	95	Virginia.....	2016.....	16.....	7
Long, Mike	OE	87	Brandeis.....	1960.....	2.....	NA
Looker, Dane	WR	87	Washington.....	2000.....	0.....	0
Lott, Billy	RB	32	Mississippi.....	1961-63.....	35.....	NA
Loudd, Rommie	LB	60	UCLA.....	1961-62.....	27.....	NA
Loukas, Angelo	G	66	Northwestern.....	1970.....	2.....	0
Love, Arther	TE	48	South Carolina St.....	2001.....	0.....	0
Love, Kyle	DL	74	Mississippi State.....	2010-12.....	41.....	25
Lowe, Omare	CB	23	Washington.....	2004.....	3.....	0
Lowery, Nick	K	7	Dartmouth.....	1978.....	2.....	0
Lowry, Orlando	LB	91	Ohio State.....	1989.....	2.....	0
Lua, Oscar	LB	49	Southern Cal.....	2007.....	0.....	0
Lucas, Ray	WR	15	Rutgers.....	1996.....	2.....	0
Lunsford, Mel	DE	72	Central State (Ohio).....	1973-80.....	92.....	74
Lyle, Rick	DL	96	Missouri.....	2002-03.....	21.....	3

HISTORY

# PATRIOTS ALL-TIME ROSTER

- M -

NAME	POS.	#	COLLEGE	YEARS	GP	GS
Mack, Isaiah	DL	94	Chattanooga.....	2020.....	2.....	0
Mahoney, John "Butch"	CB	23	American International.....	1961.....	NA.....	NA
Maitland, Jack	RB	40	Williams.....	1971-72.....	27.....	0
Mallard, Wesly	LB	96	Oregon.....	2005.....	3.....	0
Mallett, Ryan	QB	15	Arkansas.....	2011-13.....	4.....	0
Mallory, Irvin	DB	43	Virginia Union.....	1971.....	2.....	0
Maluia, Cassh	LB	46	Wyoming.....	2020.....	9.....	0
Maneri, Steve	T/TE	65, 86	Temple.....	2010, 14.....	1.....	0
Mangiero, Dino	NT	96	Rutgers.....	1987.....	2.....	0
Mangum, John	DT	74	Southern Mississippi.....	1966-67.....	28.....	5
Mankins, Logan	OL	70	Fresno State.....	2005-13.....	130.....	130
Marion, Fred	FS	31	Miami (Fla.).....	1982-91.....	144.....	114
Maroney, Laurence	RB	39	Minnesota.....	2006-10.....	45.....	14
Marsh, Aaron	WR	29	Eastern Kentucky.....	1968-69.....	28.....	16
Marsh, Cassius	DE	55	UCLA.....	2017.....	9.....	1
Marshall, Al	WR	88	Boise State.....	1974.....	4.....	0
Martin, Curtis	RB	28	Pittsburgh.....	1995-97.....	45.....	43
Martin, Derrick	S	26	Wyoming.....	2012.....	5.....	0
Martin, Eric	LB	53	Nebraska.....	2015.....	4.....	0
Martin, Donald	CB	38	Yale.....	1973.....	14.....	2
Martin, Keshawn	WR	82	Michigan State.....	2015.....	9.....	8
Martin, Marcus	OL	68	Southern California.....	2020.....	1.....	0
Martin, Sammy	WR	82	Louisiana State.....	1988-91.....	40.....	1
Martin, Steve	DT	90	Missouri.....	2002.....	14.....	5
Mason, Dave	S	28	Nebraska.....	1973.....	8.....	1
Mason, Shaq	OL	69	Georgia Tech.....	2015-20.....	88.....	83
Mass, Wayne	OT	75	Miami (Fla.).....	1972.....	6.....	0
Massey, Jim	CB	47	Linfield.....	1974-75.....	15.....	1
Match, Trevor	OC	64	Brigham Young.....	1985-88.....	26.....	11
Matthews, Bill	LB	53	South Dakota State.....	1979-81.....	48.....	10
Matthews, Henry	RB	35	Michigan State.....	1972.....	3.....	3
Matthews, Michael	TE	80	Georgia Tech.....	2009.....	4.....	0
May, Art	DE	71	Tuskegee.....	1971.....	11.....	5
Mayo, Jerod	LB	51	Tennessee.....	2008-15.....	103.....	93
Mays, Corey	LB	46	Notre Dame.....	2006-07.....	9.....	0
Mayer, Shawn	S	39, 23	Penn State.....	2003-04.....	12.....	0
McAllister, James	RB/KR	37	UCLA.....	1978.....	16.....	0
McCabe, Jerry	LB	52	Holy Cross.....	1987.....	3.....	3
McCall, Bob	RB	24	Arizona.....	1973.....	8.....	1
McCarron, Riley	WR	17	Iowa.....	2018.....	1.....	0
McCarthy, Shawn	P	11	Purdue.....	1991-92.....	29.....	0
McClain, Terrell	DL	93	South Florida.....	2012.....	1.....	0
McClellan, Albert	LB	59	Marshall.....	2018.....	7.....	0
McClellan, Shea	LB	58	Boise State.....	2016-17.....	14.....	4
McComb, Don	DE	85	Villanova.....	1960.....	1.....	NA
McCourt, Devin	DB	32	Rutgers.....	2010-20.....	171.....	171
McCourty, Jason	CB	30	Rutgers.....	2018-20.....	44.....	33
McCrary, Fred	FB	44	Mississippi State.....	2003.....	6.....	3
McCray, Prentice	S	34	Arizona State.....	1974-80.....	81.....	65
McCurry, Dave	S	40	Iowa State.....	1974.....	2.....	0
McDermott, Sean	LS	49	Kansas.....	2003.....	1.....	0
McDonald, Dewey	S	31	California (Pa.).....	2015.....	1.....	0
McDonald, Nick	OL	65	Grand Valley State.....	2011-12.....	16.....	3
McDougald, Doug	DE	70	Virginia Tech.....	1980.....	8.....	0
McGee, George	OT	75	Southern.....	1960.....	14.....	NA
McGee, Tony	DE	78	Bishop (Texas).....	1974-81.....	119.....	37
McGinest, Willie	DE/LB	55	Southern Cal.....	1994-2005.....	171.....	146
McGovern, Rob	LB	58	Holy Cross.....	1992.....	4.....	0
McGowan, Brandon	S	30	Maine.....	2009-10.....	16.....	11
McGrew, Lawrence	LB	50	Southern Cal.....	1980-89.....	122.....	74
McGrew, Michael	WR	15	Virginia.....	2005.....	0.....	0
McGruder, Scooter	CB	27	Kent State.....	1996-97.....	17.....	0
McHale, Joe	LB	55	Delaware.....	1987.....	3.....	0

HISTORY



# PATRIOTS ALL-TIME ROSTER

NAME	POS.	#	COLLEGE	YEARS	GP	GS
McKay, Bob	OT	66	Texas	1976-78	39	16
McKenzie, Tyrone	LB	44	South Florida	2009	0	0
McKinnon, Don	LB	51	Dartmouth	1963-64	17	NA
McMahon, Art	DB	28	N.C. State	1968-72	43	7
McMurtry, Greg	WR	86	Michigan	1990-93	58	41
McNeil, Emmanuel	NT	92	Tennessee-Martin	1989	1	0
McQuay, Leon	RB	31	Tampa	1975	13	0
McSwain, Chuck	RB	32	Clemson	1987	3	1
McSwain, Rod	CB	23	Clemson	1984-90	90	17
Meggett, David	RB	22	Towson State	1995-97	48	3
Megna, Marc	LB	96, 99	Richmond	1999-2000	4	0
Meixler, Ed	LB	52	Boston University	1965	4	NA
Melander, Jon	OG	64	Minnesota	1991	11	3
Melifonwu, Obi	DB	22	Connecticut	2018-19	2	0
Melvin, Rashaan	DB	24	Northern Illinois	2015	8	0
Merkerson, Ron	LB	50	Colorado	1999	0	0
Meriweather, Brandon	DB	31	Miami (Fla.)	2007-10	64	40
Mesko, Zoltan	P	14	Michigan	2010-12	48	0
Meyers, Jakobi	WR	16	North Carolina State	2019-20	29	10
Michel, Sony	RB	26	Georgia	2018-20	38	28
Mickens, Ray	CB	38	Texas A&M	2006	4	0
Mildren, Jack	S	45	Oklahoma	1974	14	10
Millen, Hugh	QB	7	Washington	1991-92	20	20
Miller, Al	RB	32	Boston College	1960	14	NA
Miller, Dan	K	6	Miami (Fla.)	1982	2	0
Miller, Jim	QB	13	Michigan State	2004	0	0
Miller, Josh	P	8	Arizona	2004-06	42	0
Milloy, Lawyer	S	36	Washington	1996-2002	112	106
Mills, Garrett	TE	45	Tulsa	2006	0	0
Mingo, Barkevious	LB	51	Louisiana State	2016	16	0
Mirich, Rex	DT	76	Northern Arizona	1970	7	1
Mitchell, Brandon	DE	98	Texas A&M	1997-2001	62	37
Mitchell, Leroy	DB	41	Texas Southern	1967-68	28	28
Mitchell, Malcolm	WR	19	Georgia	2016-17	14	6
Mitchell, Mel	S	24	Western Kentucky	2006-07	10	0
Moe, TJ	WR	84	Missouri	2013	0	0
Molden, Antwaun	CB	27	Eastern Kentucky	2011	16	2
Moncrief, Donte	WR	14	Mississippi State	2020	6	0
Montler, Mike	OT	64	Colorado	1969-72	53	50
Moore, Arthur	DT	75	Tulsa	1973-77	29	0
Moore, Brandon	OT	70	Duke	1993-95	26	0
Moore, Eric	DL	92, 98	Florida State	2010, 11	6	3
Moore, Greg	LB	54	Tennessee-Chattanooga	1987	3	3
Moore, Leroy	DE	61	Ft. Valley State	1961-62	19	NA
Moore, Marty	LB	58, 90	Kentucky	1994-99, 2001	96	10
Moore, Rashad	DL	95	Tennessee	2007	1	0
Moore, Sterling	DB	29	Southern Methodist	2011-12	14	3
Moore, Steve	OT	67	Tennessee State	1983-87	52	31
Moore, Will	WR	83	Texas Southern	1995	16	13
Moore, Zach	DL	90	Concordia-St. Paul	2014	8	1
Moreland, Earthwind	CB	29	Georgia Southern	2004	9	2
Morey, Sean	WR	85	Brown	1999	2	0
Morgan, Stanley	WR	86	Tennessee	1977-89	180	165
Morris, Aric	S	29	Michigan State	2003	4	0
Morris, James	LB	49	Iowa	2014	0	0
Morris, Jamie	RB	24	Michigan	1990	5	0
Morris, Jon	OC	56	Holy Cross	1964-74	130	82
Morris, Sammy	RB	34	Texas Tech	2007-10	41	12
Moriss, Guy	OC	75	Texas Christian	1984-87	53	22
Mosier, John	TE	88	Kansas	1973	2	2
Moss, Randy	WR	81	Marshall	2007-10	52	51
Moss, Roland	TE	86	Toledo	1971	14	6
Moss, Zefross	T	77	Alabama State	1997-99	42	42
Mowatt, Zeke	TE	81	Florida State	1990	10	0
Mruczkowski, Gene	OL	64	Purdue	2003-06	18	0
Mulligan, Matthew	TE	88	Maine	2013	15	4

# PATRIOTS ALL-TIME ROSTER

NAME	POS.	#	COLLEGE	YEARS	GP	GS
Murphy, Bill	WR	31	Cornell .....	1965-71 .....	6 .....	5
Murphy, Jim	QB	7	Northeastern .....	1988 .....	0 .....	0
Murrell, Marques	LB	93	Appalachian State .....	2010 .....	1 .....	0
Myers, Leonard	CB	25	Miami (Fla.) .....	2001-02 .....	15 .....	1

## - N -

NAME	POS.	#	COLLEGE	YEARS	GP	GS
Nance, Jim	RB	35	Syracuse .....	1965-71 .....	94 .....	66*
Naposki, Eric	LB	49	Connecticut .....	1988-89 .....	4 .....	0
Neal, Stephen	OL	61	Cal State Bakersfield .....	2001-10 .....	86 .....	81
Neblett, Andre	DL	71	Temple .....	2013 .....	1 .....	0
Neighbors, Billy	OG	73	Alabama .....	1962-65 .....	56 .....	NA
Nelson, Edmund	DE	65	Auburn .....	1988 .....	12 .....	1
Nelson, Steve	LB	57	N. Dakota State .....	1974-87 .....	174 .....	173
Neumann, Tom	RB	36	Northern Michigan .....	1963 .....	10 .....	NA
Neville, Tommy	OT	77	Mississippi State .....	1965-77 .....	160 .....	114*
Newhouse, Marshall	OL	72	Texas Christian .....	2019 .....	15 .....	9
Newton, Cam	QB	1	Auburn .....	2020 .....	15 .....	15
Nichols, Bob	TE	87	Boston University .....	1967-68 .....	15 .....	1
Nichols, Ricky	WR	86	East Carolina .....	1987 .....	1 .....	0
Nikovich, Rob	LB/DE	50	Purdue .....	2009-16 .....	123 .....	101
Nugent, David	DE	92	Purdue .....	2000-01 .....	15 .....	1
Nugent, Mike	K	2	Ohio State .....	2019 .....	4 .....	0

## - O -

NAME	POS.	#	COLLEGE	YEARS	GP	GS
O'Callaghan, Ryan	T	68	California .....	2006-08 .....	25 .....	7
O'Connell, Kevin	QB	5	San Diego State .....	2008 .....	2 .....	0
O'Hanley, Ross	DB	25	Boston College .....	1960-65 .....	63 .....	NA
O'Neal, Deltha	CB	21	California .....	2008 .....	16 .....	10
O'Neill, Pat	P	5	Syracuse .....	1994-95 .....	24 .....	0
Oakes, Don	OT	71	Virginia Tech .....	1963-68 .....	27 .....	16
Ochoicnco, Chad	WR	85	Oregon State .....	2011 .....	15 .....	3
Ohnberger, Rich	OL	60	Penn State .....	2009-11 .....	5 .....	0
Ojinnaka, Quinn	OL	69	Syracuse .....	2010 .....	8 .....	0
Olszewski, Gunner	WR	80	Bemidji State .....	2019-20 .....	21 .....	2
Onwenu, Mike	OL	71	Michigan .....	2020 .....	16 .....	16
Orton, Greg	WR	16	Purdue .....	2014 .....	0 .....	0
Osborne, Chuck	DT	71	Arizona .....	2000 .....	0 .....	0
Osley, Willie	CB	37	Illinois .....	1974 .....	10 .....	4
Outlaw, John	DB	44	Jackson State .....	1969-72 .....	33 .....	19
Overton, Don	RB	29	Fairmont State .....	1990 .....	7 .....	0
Owen, Tom	QB	17	Wichita State .....	1976-81 .....	12 .....	1
Owens, Dennis	NT	98	N.C. State .....	1982-86 .....	71 .....	44

## - P -

NAME	POS.	#	COLLEGE	YEARS	GP	GS
Page, Jarrad	S	44	UCLA .....	2010 .....	10 .....	1
Parilli, Babe	QB	15	Kentucky .....	1961-67 .....	94 .....	11*
Parker, Riddick	DT	97	North Carolina .....	2001 .....	13 .....	0
Pass, Patrick	RB	35	Georgia .....	2000-06 .....	78 .....	11
Patrick, Mike	P	2	Mississippi State .....	1975-78 .....	43 .....	0
Patten, David	WR	86	Western Carolina .....	2001-04 .....	54 .....	44
Patterson, Cordarrelle	WR	84	Tennessee .....	2018 .....	15 .....	5
Patton, Jerry	DE	72	Nebraska .....	1975 .....	3 .....	3
Paulk, Jeff	FB	46	Arizona State .....	2000 .....	1 .....	0
Paxton, Lonie	LS	66	Sacramento State .....	2000-08 .....	141 .....	0
Pennywell, Carlos	WR	88	Gambling State .....	1978-81 .....	48 .....	2
Peoples, George	RB	35	Auburn .....	1983 .....	16 .....	0
Perkins, Willis	OG	NA	Texas Southern .....	1961 .....	1 .....	NA
Perryman, Robert	RB	34	Michigan .....	1987-89 .....	41 .....	31

# PATRIOTS ALL-TIME ROSTER

NAME	POS.	#	COLLEGE	YEARS	GP	GS
Peterson, Joe	CB	45	Nevada-Reno .....	1987 .....	3 .....	3
Petrus, Mitch	OL	67	Arkansas .....	2012 .....	2 .....	0
Phelps, Leroy	DB	46	Oregon .....	1960 .....	2 .....	0
Phifer, Roman	LB	95	UCLA .....	2001-04 .....	59 .....	46
Phillips, Adrian	DB	21	Texas .....	2020 .....	16 .....	16
Phillips, Jess	RB	35	Michigan State .....	1976-77 .....	27 .....	0
Philpott, Ed	LB	52	Miami (Ohio) .....	1967-71 .....	68 .....	53
Pickering, Clay	WR	48	Maine .....	1987 .....	1 .....	0
Pitts, Mike	DE	93	Alabama .....	1993-94 .....	32 .....	31
Pleasant, Anthony	DE	98	Tennessee State .....	2001-03 .....	37 .....	27
Plunkett, Art	OT	70	UNLV .....	1985, 87 .....	22 .....	1
Plunkett, Jim	QB	16	Stanford .....	1971-75 .....	61 .....	61
Polite, Lousaka	FB	36	Pittsburgh .....	2011 .....	1 .....	0
Pool, David	CB	27	Carson-Newman .....	1991-92 .....	31 .....	17
Poole, Tyrone	CB	38	Fort Valley State .....	2003-05 .....	22 .....	21
Pope, Ken	CB	41	Oklahoma .....	1974 .....	4 .....	0
Porell, Tom	NT	65	Boston College .....	1987 .....	1 .....	1
Porter, Willie	DB	27	Texas Southern .....	1968 .....	13 .....	0
Posey, David	K	9	Florida .....	1978 .....	11 .....	0
Poteat, Hank	CB	31, 32	Pittsburgh .....	2004-06 .....	12 .....	2
President, Andre	TE	88	Angelo State .....	1995 .....	1 .....	0
Prestridge, Luke	P	17	Baylor .....	1984 .....	9 .....	0
Price, Kenny	LB	54	Iowa .....	1971 .....	1 .....	0
Price, Taylor	WR	17	Ohio .....	2010-11 .....	4 .....	0
Profit, Eugene	DB	22	Yale .....	1986-88 .....	5 .....	0
Pruett, Perry	DB	39	North Texas State .....	1971 .....	11 .....	1
Pryor, Myron	DL	91	Kentucky .....	2009-11 .....	24 .....	2
Puetz, Gary	OG	77	Valparaiso .....	1979-81 .....	36 .....	5
Purnell, Lovett	TE	48, 85	West Virginia .....	1996-98 .....	34 .....	7
Purvis, Vic	WR	31	Southern Mississippi .....	1966-67 .....	16 .....	0*
Pyne, George	DL	75	Olivet .....	1965 .....	14 .....	NA

## - R -

NAME	POS.	#	COLLEGE	YEARS	GP	GS
Rademacher, Bill	WR	33	N. Michigan State .....	1969-70 .....	27 .....	5
Rakoczy, Gregg	OL	71	Miami (Fla.) .....	1991-92 .....	21 .....	4
Ramsey, Derrick	TE	88	Kentucky .....	1983-85 .....	46 .....	23
Ramsey, Tom	QB	12	UCLA .....	1985-88 .....	21 .....	4
Ratkowski, Ray	RB	23	Notre Dame .....	1961 .....	1 .....	NA
Rawlings, Josh	OL	62	Minnesota .....	2000 .....	0 .....	0
Ray, Eddie	RB-P	36	Louisiana State .....	1970 .....	5 .....	1
Ray, Terry	S	23	Oklahoma .....	1993-96 .....	63 .....	24
Redd, Vince	LB	49	Liberty .....	2008 .....	5 .....	0
Redding, Reggie	OL	70	Cal State-Fullerton .....	1992 .....	14 .....	14
Redmond, J.R.	RB	21	Arizona State .....	2000-02 .....	33 .....	5
Reed, Benton	DE	71	Mississippi .....	1987 .....	3 .....	3
Reedy, Bernard	WR	17	Toledo .....	2017 .....	2 .....	0
Rehberg, Scott	T	60	Central Michigan .....	1997-98 .....	8 .....	0
Rehder, Tom	OT	76	Notre Dame .....	1988-89 .....	32 .....	0
Reid, Dexter	S	42	North Carolina .....	2004 .....	13 .....	2
Reilly, Kevin	LB	55	Villanova .....	1975 .....	4 .....	1
Reilly, Trevor	LB	51	Utah .....	2017 .....	6 .....	1
Revis, Darrelle	CB	24	Pittsburgh .....	2014 .....	16 .....	16
Rembert, Johnny	LB	52	Clemson .....	1983-92 .....	126 .....	72
Reynolds, Bob	OT	74	Bowling Green .....	1972-73 .....	20 .....	14
Reynolds, Ed	LB	95	Virginia .....	1983-91 .....	119 .....	34
Reynolds, Ricky	CB	21	Washington State .....	1994-96 .....	42 .....	35
Reynolds, Ross	OL	64	Iowa .....	2020 .....	0 .....	0
Reynolds, Tom	WR	21	San Diego State .....	1972 .....	12 .....	0
Rheams, Leonta	DL	75	Houston .....	1998 .....	6 .....	0
Rice, Rodney	DB	43	Brigham Young .....	1989 .....	10 .....	0
Richard, Darryl	DL	90	Georgia Tech .....	2009-2010 .....	0 .....	0
Richard, Jamey	OL	71	Buffalo .....	2012 .....	0 .....	0
Richards, Dave	OL	62	UCLA .....	1996 .....	5 .....	0
Richards, Jordan	DB	37, 39	Stanford .....	2015-17, 19 .....	44 .....	7

# PATRIOTS ALL-TIME ROSTER

NAME	POS.	#	COLLEGE	YEARS	GP	GS
Richardson, Al	DE	79	Grambling State.....	1960.....	3.....	NA
Richardson, Jesse	DT	75	Alabama.....	1962-64.....	42.....	NA
Richardson, Mike	DB	35	Notre Dame.....	2007-08.....	10.....	0
Richardson, Tom	WR	49	Jackson State.....	1969-70.....	15.....	0
Ridley, Stevan	RB	22	LSU.....	2011-14.....	52.....	25
Rivera, Mike	LB	59	Kansas.....	2012.....	10.....	1
Rivers, Derek	DE	95	Youngstown State.....	2017-20.....	14.....	0
Rivers, Marcus	TE	82	Oklahoma State.....	2007.....	3.....	0
Robbins, Randy	S	48	Arizona.....	1992.....	15.....	15
Roberts, Darryl	DB	34	Marshall.....	2015.....	0.....	0
Roberts, Elandon	LB	52	Houston.....	2016-19.....	60.....	33
Roberts, Tim	DE	94	Southern Mississippi.....	1995.....	13.....	12
Roberts, William	G	76	Ohio State.....	1995-96.....	32.....	27
Robinson, Bo	RB	41	West Texas State.....	1984.....	16.....	1
Robinson, Greg	OT	61, 68	Sacramento State.....	1987.....	3.....	3
Robinson, Junior	CB	27	East Carolina.....	1990.....	16.....	0
Robinson, Rex	K	7	Georgia.....	1982.....	3.....	0
Robinson-Randall, Greg	T	64, 77	Michigan State.....	2000-02.....	35.....	22
Robotti, Frank	LB-RB	51	Boston College.....	1961.....	12.....	NA
Rogers, Doug	DE	65	Stanford.....	1984.....	12.....	0
Romaniszyn, Jim	LB	53	Edinboro State (Pa.).....	1976.....	11.....	2
Romeo, Tony	TE	86	Florida State.....	1962-67.....	75.....	0*
Romine, Al	DB	46	Florence State.....	1961.....	1.....	NA
Ross, D'Angelo	DB	41, 39	New Mexico.....	2019-20.....	0.....	0
Rowe, Dave	DT	76	Penn State.....	1971-73.....	42.....	33
Rowe, Eric	DB	25	Utah.....	2016-18.....	21.....	12
Rucci, Todd	OG	71	Penn State.....	1993-99.....	85.....	75
Rucker, Reggie	WR	33	Boston University.....	1971-74.....	43.....	38
Rudolph, Jack	LB	80	Georgia Tech.....	1960-65.....	56.....	NA
Ruegamer, Grey	C/G	67	Arizona State.....	2000-02.....	33.....	3
Russ, Bernard	LB	51	West Virginia.....	1997-99.....	9.....	0
Russell, Leonard	RB	32	Arizona State.....	1991-93.....	43.....	40
Ruth, Mike	NT	65	Boston College.....	1986-87.....	8.....	0
Rutledge, Rod	TE	83	Alabama.....	1998-2001.....	63.....	31
Ruud, Bo	LB	91	Nebraska.....	2008.....	0.....	0
Ryan, Logan	CB	26	Rutgers.....	2013-16.....	64.....	40

- S -

NAME	POS.	#	COLLEGE	YEARS	GP	GS
Sabb, Dwayne	LB	95	New Hampshire.....	1992-96.....	73.....	24
Sacco, Frank	LB	95	Fordham.....	1987.....	2.....	0
Sagapolutele, Pio	DT	75	San Diego State.....	1996.....	15.....	10
Salas, Greg	WR	17	Hawaii.....	2012.....	1.....	0
Saltz, Lee	QB	12	Temple.....	1992.....	0.....	0
Sam, Christian	LB	44	Arizona State.....	2018.....	0.....	0
Sam, P.K.	WR	14	Florida State.....	2004.....	3.....	0
Samuel, Asante	CB	22	Central Florida.....	2003-07.....	75.....	53
Sanders, James	S	36	Fresno State.....	2005-10.....	84.....	50
Sanders, John	S	25	South Dakota.....	1974-76.....	30.....	24
Sanders, Lewis	DB	29	Maryland.....	2008.....	10.....	4
Sandham, Todd	OG	72	Northeastern.....	1987.....	2.....	0
Sands, Terrell	DL	74	Tennessee-Chattanooga.....	2009.....	1.....	0
Sanford, Rick	FS	25	South Carolina.....	1979-84.....	89.....	53
Sanu Sr., Mohamed	WR	14	Rutgers.....	2019.....	8.....	6
Saranovitz, Brian	OG	70	New Hampshire.....	1987.....	0.....	0
Sardisco, Tony	OG	64	Tulane.....	1960-62.....	40.....	NA
Satcher, Doug	LB	58	Southern Mississippi.....	1966-68.....	28.....	26
Sauerbrun, Todd	P	18	West Virginia.....	2006.....	2.....	0
Sawyer, Jon	CB	31	Cincinnati.....	1987.....	2.....	0
Saxon, Mike	P	4	San Diego State.....	1993.....	16.....	0
Sayler, Jace	DL	94	Michigan State.....	2001.....	2.....	1
Scarpito, Bob	WR-P	46	Notre Dame.....	1968.....	14.....	0
Schaum, Greg	DE	76	Michigan State.....	1978.....	14.....	0
Schmidt, Bob	OT	74	Minnesota.....	1964.....	14.....	NA

# PATRIOTS ALL-TIME ROSTER

NAME	POS.	#	COLLEGE	YEARS	GP	GS
Schoitz, Bruce	LB	51	Texas	1989	8	2
Schottenheimer, Marty	LB	54	Pittsburgh	1969-70	23	5
Schroeder, Bill	WR	18	Wisconsin-La Crosse	1995	0	0
Schubert, Eric	K	1	Pittsburgh	1987	1	0
Schubert, Steve	WR	87	Massachusetts	1974	8	2
Schwedes, Gerhard	RB	31	Syracuse	1960-61	7	NA
Schwenke, Brian	OL	63	California	2018	3	0
Scott, Chad	CB	30	Maryland	2005-07	17	9
Scott, Clarence	DB	26	Morgan State	1969-72	43	24
Scott, Guss	S	29, 39	Florida	2004-06	6	2
Scott, Trevor	DE	99	Buffalo	2012	14	2
Scott, Walter	DL	94	East Carolina	1996	1	0
Scott, Willie	TE	88	South Carolina	1986-88	25	2
Scruggs, Greg	TE	83	Louisville	2016	0	0
Sealby, Randy	LB	53, 59	Missouri	1987	2	1
Seau, Junior	LB	55	Southern Cal	2006-09	38	16
Secules, Scott	QB	10	Virginia	1993	12	4
Sellers, Ron	WR	34	Florida State	1969-71	35	30
Serwanga, Kato	CB	31	California	1998-2000	31	3
Seymour, Richard	DL	93	Georgia	2001-08	111	105
Shaw, Harold	FB	44	Southern Mississippi	1998-2000	35	0
Shaw, Sedrick	RB	23	Iowa	1997-98	14	1
Shaw, Terrance	CB	22	Stephen F. Austin	2001	13	3
Sheard, Jabbaal	DL	93	Pittsburgh	2015-16	28	9
Shegog, Ron	SS	42	Austin Peay	1987	3	3
Shelton, Danny	DL	71	Washington	2018-19	29	15
Sherman, Tom	QB/DB	14	Penn State	1968-69	18	7
Shiancoe, Visanthe	TE	80	Morgan State	2012	5	0
Shiner, Dick	QB	11	Maryland	1973-74	4	0
Shoate, Rod	LB	56	Oklahoma	1975-81	76	65
Shonta, Chuck	DB	34	Eastern Michigan	1960-67	14	14
Shorts, Peter	DE	90	Illinois State	1989	1	0
Sievers, Eric	TE	85	Maryland	1989-90	24	6
Siliga, Sealver	DT	71, 96	Utah	2013-15	25	13
Silvestro, Alex	DE	69	Rutgers	2011	1	0
Simerson, John	OT	75	Purdue	1961	10	NA
Simmons, Kendall	G	71	Auburn	2009	1	0
Simmons, Tony	WR	81	Wisconsin	1998-2000	38	9
Simon, John	DE	55	Ohio State	2018-20	43	30
Sims, Kenneth	DE	77	Texas	1982-89	74	64
Singer, Karl	OT	68	Purdue	1966-68	39	0
Singleton, Chris	LB	55	Arizona	1990-93	33	22
Sisson, Scott	K	9	Georgia Tech	1993	13	0
Skene, Doug	G	74	Michigan	1994	6	6
Skinner, Deontae	LB	55	Mississippi State	2014	7	1
Slade, Chris	LB	53	Virginia	1993-2000	127	108
Slater, Matthew	WR	18	UCLA	2008-20	189	3
Small, Torrance	WR	84	Alcorn State	2001	3	0
Smerlas, Fred	NT	76	Boston College	1991-92	32	1
Smith, Antowain	RB	32	Houston	2001-03	45	36
Smith, Donnell	DE	65	Southern	1973-74	21	0
Smith, Hal	DT	70	UCLA	1960	10	NA
Smith, John	K	1	Southampton (England)	1974-83	116	0
Smith, Jonathan	WR	81	Georgia Tech	2006	2	0
Smith, Kenny	DL	95	Alabama	2008	0	0
Smith, Le Kevin	DL	90	Nebraska	2006-08	31	0
Smith, Otis	CB	45	Missouri	1996, 2000-02	56	48
Smith, Ricky	DB	27	Alabama State	1982-84	26	0
Smith, Rod	DB	22	Notre Dame	1992-94	48	17
Smith, Sean	DE	97	Georgia Tech	1990-91	17	1
Snyder, Al	WR	38	Holy Cross	1964	2	NA
Snyder, Kevin	LB	45	Rutgers	2015	0	0
Solder, Nate	T	77	Colorado	2011-17	98	95
Solitis, Bob	DB	42	Minnesota	1960-61	3	NA
Songin, Ed "Butch"	QB	11	Boston College	1960-61	28	NA
Sopoaga, Isaac	DT	90	Hawaii	2013	6	2

# PATRIOTS ALL-TIME ROSTER

NAME	POS.	#	COLLEGE	YEARS	GP	GS
Spach, Stephen	TE	82	Fresno State .....	2007-08 .....	5 .....	0
Spann, Antwain	CB	31	Louisiana-Lafayette .....	2006-08 .....	19 .....	0
Spears, Ron	DE	78	San Diego State .....	1982-83 .....	8 .....	1
Spence, Akeem	DL	52	Illinois .....	2020 .....	6 .....	0
Spikes, Brandon	LB	55	Florida .....	2010-13 .....	51 .....	39
Spires, Greg	DE	94	Florida State .....	1998-2000 .....	42 .....	3
Springs, Shawn	S	29	Ohio State .....	2009 .....	12 .....	8
St. Jean, Lennie	OG	60	N. Michigan .....	1964-73 .....	140 .....	96*
Stallworth, Donté	WR	18, 19	Tennessee .....	2007, 12 .....	17 .....	9
Stanback, Isaiah	WR/QB	15	Washington .....	2009 .....	6 .....	2
Stanley, Sylvester	NT	63	Michigan .....	1994 .....	7 .....	0
Stanley, Walter	WR	81	Colorado .....	1992 .....	13 .....	0
Starks, Duane	CB	23	Miami (Fla.) .....	2005 .....	7 .....	6
Starring, Stephen	WR	81	McNeese .....	1983-87 .....	72 .....	33
Staurovsky, Jason	K	4	Tulsa .....	1988-91 .....	42 .....	0
Steinfort, Fred	K	5	Boston College .....	1983 .....	9 .....	0
Stenger, Brian	LB	59	Notre Dame .....	1973 .....	10 .....	2
Stephens, Calvin	G	68	South Carolina .....	1992 .....	14 .....	1
Stephens, John	RB	44	NW Louisiana State .....	1988-92 .....	76 .....	59
Stephens, Tom	DB-TE	45	Syracuse .....	1960-64 .....	49 .....	NA
Stevens, Matt	S	26	Appalachian State .....	2000-01 .....	16 .....	4
Stidham, Jarrett	QB	4	Auburn .....	2019-20 .....	8 .....	0
Stingley, Darryl	WR	84	Purdue .....	1973-77 .....	60 .....	53
Stokes, Barry	OL	75	Eastern Michigan .....	2008 .....	0 .....	0
Stokes, Eric	C-G	78	Northeastern .....	1987 .....	1 .....	1
Stokes, J.J.	WR	85	UCLA .....	2003 .....	2 .....	0
Stolberg, Eric	WR	19	Indiana .....	1971 .....	0 .....	0
Stone, Michael	S	24	Memphis .....	2005 .....	13 .....	3
Stork, Bryan	OL	66	Florida State .....	2014-15 .....	21 .....	17
Striegall, Bill	LB	72	College of Pacific .....	1960 .....	5 .....	NA
Stuckey, Shawn	LB	93	Troy State .....	1998 .....	6 .....	0
Studstill, Pat	P	2	Houston .....	1972 .....	14 .....	0
Sturt, Fred	G	63	Bowling Green .....	1976-78 .....	29 .....	0
Suci, Bob	DB	21	Michigan State .....	1963 .....	14 .....	NA
Sudfeld, Zach	TE	44	Nevada .....	2013 .....	3 .....	0
Sullivan, Chris	DE	74	Boston College .....	1996-99, 2001 .....	63 .....	20
Switek, Will	OL	74	Stanford .....	2013 .....	13 .....	2
Swanson, Terry	P	36	Massachusetts .....	1967-68 .....	24 .....	0
Sweet, Joe	WR	81	Tennessee State .....	1974 .....	4 .....	0
Sykes, Alfred	WR	13	Florida A&M .....	1971 .....	4 .....	1

- T -

NAME	POS.	#	COLLEGE	YEARS	GP	GS
Taliaferro, Mike	QB	17	Illinois .....	1968-71 .....	32 .....	25
Talib, Aqib	CB	31	Kansas .....	2012-13 .....	19 .....	18
Tanner, John	LB-DE	53	Tennessee Tech .....	1973-74 .....	27 .....	2
Tardits, Richard	LB	53	Georgia .....	1990-92 .....	27 .....	1
Tarpinian, Jeff	LB	53	Iowa .....	2011-12 .....	10 .....	1
Tarver, John	RB	36	Colorado .....	1972-74 .....	31 .....	15
Tate, Brandon	WR	19	North Carolina .....	2009-10 .....	18 .....	11
Tatupu, Mosi	RB	30	Southern Cal. ....	1978-90 .....	194 .....	22
Taylor, Chris	RB	35	Indiana .....	2009 .....	0 .....	0
Taylor, Fred	RB	21	Florida .....	2009-10 .....	13 .....	1
Taylor, Gene	WR	82	Fresno State .....	1991 .....	1 .....	0
Taylor, Greg	RB	45	Virginia .....	1982 .....	1 .....	0
Taylor, J.J.	RB	42	Arizona .....	2020 .....	6 .....	0
Taylor, Kitrick	WR	49	Washington State .....	1989 .....	4 .....	0
Tennant, Matt	OL	67	Boston College .....	2012 .....	0 .....	0
Testaverde, Vinny	QB	14	Miami (Fla.) .....	2006 .....	3 .....	0
Tharpe, Larry	OT	77	Tennessee State .....	1996 .....	0 .....	0
Thomas, Adalius	LB	96	Southern Mississippi .....	2007-09 .....	39 .....	35
Thomas, Ben	DE	99	Auburn .....	1985 .....	15 .....	0
Thomas, Blair	RB	32	Penn State .....	1994 .....	3 .....	0
Thomas, Demaryius	WR	88	Georgia Tech .....	2019 .....	0 .....	0

# PATRIOTS ALL-TIME ROSTER

NAME	POS.	#	COLLEGE	YEARS	GP	GS
Thomas, David	TE	86	Texas	2006-08	32	13
Thomas, Donald	OL	64	Connecticut	2011-12	26	8
Thomas, Donnie	LB	51	Indiana	1976	3	1
Thomas, Gene	RB	22	Florida A&M	1968	9	4
Thomas, Henry	DT	95	Louisiana State	1997-2000	64	52
Thomas, Jordan	TE	83	Mississippi State	2020	2	0
Thomas, Antonio	DL	92	Miami (Fla.)	2007	4	0
Thompkins, Kenbrell	WR	85	Cincinnati	2013-14	14	9
Thompson, Leroy	RB	36	Penn State	1994	16	1
Thompson, Reyna	CB	21	Baylor	1993	15	6
Thornton, Khyri	DL	74	Southern Mississippi	2015	0	0
Thuney, Joe	OL	62	North Carolina State	2016-20	80	80
Thurman, Nick	DL	92	Houston	2020	7	1
Timpson, Michael	WR	83	Penn State	1989-94	70	25
Tippett, Andre	LB	56	Iowa	1982-88, 90-93	151	139
Tipton, Dave	NT	60	Western Illinois	1975-76	12	0
Tobin, Matt	OL	64	Iowa	2018	0	0
Toler, Ken	WR	82	Mississippi	1981-82	25	0
Tomlinson, Eric	TE	82	Texas El-Paso	2019	2	2
Toner, Ed	DT	75	Massachusetts	1967-70	26	0
Towns, Bobby	DB	34	Georgia	1961	2	NA
Traylor, Keith	NT	98	Central State (Okla.)	2004	16	10
Trull, Don	QB	19	Baylor	1967	7	3
Tucker, Erroll	DB	21	Utah	1989	5	0
Tucker, Ross	OL	69	Princeton	2005	1	0
Tuitele, Maugaula	LB	47, 59	Colorado State	2000-02	5	0
Tupa, Tom	P	19	Ohio State	1996-98	48	0
Turner, Bake	WR	40	Texas Tech	1970	14	13
Turner, Bill	DE	74	Boston College	1987	2	0
Turner, Kevin	RB	34	Alabama	1992-94	48	19
Turner, T.J.	LB	99	Michigan State	2001	2	0
Twombly, Darren	C	64	Boston College	1987	1	1
Tyms, Brian	WR	84	Florida A&M	2014-15	11	2

## - U -

NAME	POS.	#	COLLEGE	YEARS	GP	GS
Uche, Josh	LB	53	Michigan	2020	9	1
Underwood, Tiquan	WR	10	Rutgers	2011	6	0

## - V -

NAME	POS.	#	COLLEGE	YEARS	GP	GS
Valentine, Vincent	DT	99	Nebraska	2016-17	13	2
van Eeghen, Mark	RB	34	Colgate	1982-83	24	16
Van Noy, Kyle	LB	53	Brigham Young	2016-19	51	45
Vataha, Randy	WR	18	Stanford	1971-76	82	44
Vaughn, Jon	RB	24	Michigan	1991-92	32	7
Vellano, Joe	DL	72	Maryland	2013-14	21	9
Ventrone, Ray	DB	41	Villanova	2006-08	17	0
Ventrone, Ross	DB	35	Villanova	2011	8	0
Vereen, Shane	RB	34	California	2011-14	42	8
Veris, Garin	DE	60, 90	Stanford	1985-91	78	46
Viaene, David	OT	70	Minnesota-Duluth	1989-90	20	8
Villa, Danny	OT	75	Arizona State	1987-91, 97	75	62
Vinatieri, Adam	K	4	South Dakota State	1996-2005	160	0
Virgin, Dee	DB	38	West Alabama	2020	0	0
Virkus, Scott	DE	70	San Francisco CC	1984	5	0
Vollmer, Sebastian	OL	76	Houston	2009-16	88	80
Vrabel, Mike	LB	50	Ohio State	2001-08	125	110



# PATRIOTS ALL-TIME ROSTER

- W -

NAME	POS.	#	COLLEGE	YEARS	GP	GS
Waddle, LaAdrian	OL	68	Texas Tech	2015-18	31	7
Wagner, Bryan	P	9	Cal State-Northridge	1991, 95	8	0
Walker, Bruce	NT/DT	91	UCLA	1994-95	11	4
Walker, Casey	DL	98	Oklahoma	2014	5	1
Walker, Mike	K	12	None	1972	8	0
Walter, Ken	P	13, 15	Kent State	2001-03, 06	46	0
Ward, David	LB	94	Southern Arkansas	1989	16	0
Ward, Dedric	WR	17	Northern Iowa	2003	4	0
Warren, Gerard	DL	92, 98	Florida	2010, 2011	28	10
Warren, Lamont	RB	27	Colorado	1999	16	2
Warren, Ty	DL	94	Texas A&M	2003-10	105	92
Washington, Clyde	DB	31	Purdue	1960-61	27	NA
Washington, John	DT	76	Oklahoma State	1993	16	13
Washington, Kelley	WR	15	Tennessee	2007-08	24	0
Washington, Leon	RB	33	Florida State	2013	2	0
Washington, Mark	CB	46	Morgan State	1979	12	0
Washington, Mickey	CB	21	Texas A&M	1990-91	25	4
Washington, Ted	NT	92	Louisville	2003	10	10
Waters, Brian	G	54	North Texas	2011	16	16
Watson, Benjamin	TE	84	Georgia	2004-09, 19	81	55
Watson, Dekoda	LB	53, 52	Florida State	2015	3	0
Watson, Dave	G	67	Georgia Tech	1963-64	28	NA
Weathers, Robert	RB	24	Arizona State	1982-86	44	6
Weathers, Clarence	WR	82	Delaware State	1983-84	25	0
Weaver, Jed	TE	85	Oregon	2004	10	1
Webb, Don	DB	42	Iowa State	1961-71	134	60*
Webster, George	LB	90	Michigan State	1974-76	37	25
Webster, Jason	CB	23	Texas A&M	2008	3	0
Weisacosky, Ed	LB	66	Miami (Fla.)	1971-72	28	23
Weishuhn, Clayton	LB	53	Angelo State	1982-86	30	26
Welch, Claxton	RB	43	Oregon	1973	2	1
Welch, Thomas	OL	66	Vanderbilt	2011	3	1
Welker, Wes	WR	83	Texas Tech	2007-12	93	78
Wells, Billy	RB	41	Michigan State	1960	12	NA
Wendell, Ryan	OL	62	Fresno State	2009-15	79	49
West, Mel	RB	24	Missouri	1961	4	NA
Westbrook, Don	WR	83	Nebraska	1977-81	71	1
Weston, Kade	DE	66	Georgia	2010	0	0
Whalen, Griff	WR	14	Stanford	2016	0	0
Whalen, Jim	TE	82	Boston College	1965-69	70	27*
Wheatley, Terrence	CB	22	Colorado	2008-10	11	1
Wheeler, Dwight	OT	62	Tennessee State	1978-83	72	39
Wheeler, Mark	DT	97	Texas A&M	1996-98	40	31
Whigham, Larry	S	25	NE Louisiana	1994-2000	106	4
White, Adrian	S	38	Florida	1993	5	4
White, Chris	LB	59	Mississippi State	2013-14	29	0
White, David	LB	51	Nebraska	1993	6	0
White, Harvey	QB	10	Clemson	1960	9	NA
White, James	RB	28	Wisconsin	2014-20	92	13
White, Jeff	K-P	2	Texas El Paso	1973	11	0
White, Jim	DE	87	Colorado State	1972	13	6
White, Reggie	DT/NT	90	North Carolina A&T	1995	16	9
White, Tracy	LB	58	Howard	2010-12	42	2
Whitingham, Fred	LB	53	Cal Poly	1970	13	0
Whitten, Todd	QB	15	Stephen F. Austin	1987	1	0
Wichard, Murray	DE	90	Frostburg State	1987	3	0
Wiggins, Jermaine	TE	85	Georgia	2000-01	20	8
Wilburn, Steve	DE	99	Illinois State	1987	3	3
Wilfork, Vince	DT	75	Miami (Fla.)	2004-14	158	148
Wilhite, Jonathan	CB	24	Auburn	2008-10	39	13
Wilkerson, Kristian	WR	17	SE Missouri State	2020	1	0
Williams, D.J.	TE	45	Arkansas	2013	2	0
William, J.R.	LB-C	55	Louisiana Tech	1968-70	38	2
Williams, Brent	DE	96	Toledo	1986-93	121	102

# PATRIOTS ALL-TIME ROSTER

NAME	POS.	#	COLLEGE	YEARS	GP	GS
Williams, Brian	TE	49	Southern .....	1982.....	1.....	0
Williams, Brooks	TE	80	North Carolina .....	1983.....	13.....	1
Williams, Derwin	WR	82	New Mexico .....	1985-87.....	42.....	1
Williams, Ed	LB	54	Texas .....	1984-87, 90 .....	62.....	10
Williams, Gemara	CB	42	Buffalo .....	2006.....	0.....	0
Williams, Grant	T	76	Louisiana Tech .....	2000-01.....	29.....	12
Williams, Joejuan	CB	33	Vanderbilt .....	2019-20.....	24.....	0
Williams, Jon	RB	44	Penn State .....	1984.....	9.....	0
Williams, Larry	G	75	Notre Dame .....	1992.....	13.....	9
Williams, Lester	NT	72	Miami (Fla.) .....	1982-85.....	42.....	13
Williams, Malcolm	DB	41	Texas Christian.....	2011-12.....	4.....	0
Williams, Michael	TE	85	Alabama.....	2015-16.....	15.....	9
Williams, Perry	CB	38	Clemson .....	1987.....	3.....	0
Williams, Tank	S	26	Stanford .....	2008.....	0.....	0
Williams, Toby	DE	90	Nebraska .....	1983-88.....	80.....	56
Williams, Trey	RB	31	Texas A&M .....	2015.....	0.....	0
Williams, Xavier	DL	98	Northern Iowa.....	2020.....	1.....	0
Wilson, Adrian	S	24	North Carolina State.....	2013.....	0.....	0
Wilson, Curtis	OC	75	Missouri .....	1989.....	0.....	0
Wilson, Darrell	DB	47	Connecticut.....	1981.....	1.....	0
Wilson, Darryal	WR	48	Tennessee.....	1983.....	9.....	0
Wilson, David	DB	26	California .....	1992.....	1.....	0
Wilson, Ed	QB	12	Arizona.....	1965.....	14.....	NA
Wilson, Eugene	DB	26	Illinois.....	2003-07 .....	62.....	55
Wilson, Jerrel	P	4	Southern Mississippi.....	1978.....	14.....	0
Wilson, Joe	RB	23	Holy Cross .....	1974.....	12.....	0
Wilson, Marc	QB	15	Brigham Young .....	1989-90.....	30.....	10
Wilson, Tavon	DB	27	Illinois.....	2012-15.....	54.....	4
Windsor, Bob	TE	86	Kentucky .....	1972-75.....	48.....	44
Winovich, Chase	DL	50	Michigan .....	2019-20.....	32.....	9
Winslow, Kellen	TE	82	Miami (Fla.) .....	2012.....	1.....	0
Wirgowski, Dennis	DE	70	Purdue .....	1970-72.....	37.....	36
Wise Jr., Deatrich	DL	91	Arkansas.....	2017-20.....	62.....	18
Witt, Mel	DT	70	Arlington State.....	1967-70.....	35.....	14
Wohlabaugh, Dave	C	64	Syracuse .....	1995-98.....	57.....	57
Wonsley, George	RB	53	Mississippi State .....	1989.....	5.....	0
Woodhead, Danny	RB	39	Chadron State.....	2010-12.....	45.....	9
Woods, Carl	RB	34	Vanderbilt .....	1987.....	2.....	0
Woods, Pierre	LB	58	Michigan .....	2006-10.....	54.....	8
Woody, Damien	C	65	Boston College.....	1999-2003.....	78.....	76
Wooten, Ron	OG	61	North Carolina .....	1982-88.....	98.....	96
Wren, Darryl	CB	27	Pittsburg (Kan.) State.....	1993-94.....	33.....	5
Wright, Elmo	WR	17	Houston .....	1975.....	8.....	4
Wright, Mike	DL	99	Cincinnati.....	2005-11.....	81.....	22
Wright, Tim	TE	81	Rutgers .....	2014.....	16.....	2
Wyman, Devin	DT	72	Kentucky State.....	1996-98.....	15.....	4
Wynn, Isaiah	OL	76	Georgia.....	2018-20.....	18.....	18

- Y -

NAME	POS.	#	COLLEGE	YEARS	GP	GS
Yancy, Carlos	CB	40	Georgia.....	1995.....	4.....	0
Yates, Billy	G	74	Texas A&M .....	2005-08.....	22.....	11
Yates, Bob	OT-G-C	50	Syracuse .....	1960-65.....	67.....	NA
Yewcic, Tom	P-QB	14	Michigan State.....	1961-66.....	77.....	NA

- Z -

NAME	POS.	#	COLLEGE	YEARS	GP	GS
Zabel, Steve	LB	54	Oklahoma .....	1975-78.....	50.....	48
Zackery, Tony	FS	25	Washington .....	1990-91.....	19.....	0
Zamberlin, John	LB	54	Pacific Lutheran.....	1979-82.....	56.....	15
Zendejas, Joaquin	K	2	LaVerne (Calif.).....	1983.....	2.....	0
Zereoue, Amos	RB	31	West Virginia.....	2005.....	3.....	0
Zolak, Scott	QB	16	Maryland .....	1991-98.....	53.....	7
Zuber, Isaiah	WR	19	Mississippi State .....	2020.....	4.....	0
Zusevics, Markus	OL	66	Iowa.....	2012-13.....	0.....	0

# PATRIOTS ALL-TIME NUMERICAL ROSTER

Editor's Note: The following list includes players who have been active for at least one regular season or postseason game or have accrued at least one season of veteran status. Because of injuries and work stoppages some players have worn the same number during a season.

\*Indicates the player wore more than one number with the team.

## - 1 -

Name	Pos.	Years
Smith, John	K	1974-83
Franklin, Tony	K	1984-87
Schubert, Eric	K	1987
Newton, Cam	QB	2020

## - 2 -

Name	Pos.	Years
Studstill, Pat	P	1972
White, Jeff	K-P	1973
Patrick, Mike	P	1975-78
Zendejas, Joaquin	K	1983
Flutie, Doug	QB	1987-89, 2005
Hoyer, Brian	QB	2017-18*
Nugent, Mike	K	2019
Folk, Nick	K	2019*
Hoyer, Brian	QB	2020*

## - 3 -

Name	Pos.	Years
Barnes, Bruce	P	1973-74
Camarillo, Rich	P	1981-87
Bahr, Matt	K	1993-95
Gostkowski, Stephen	K	2006-19

## - 4 -

Name	Pos.	Years
Wilson, Jerrel	P	1978
Staurovsky, Jason	K	1988-91
Saxon, Mike	P	1993
Vinatieri, Adam	K	1996-2005
Stidham, Jarrett	QB	2019-20

## - 5 -

Name	Pos.	Years
Steinfort, Fred	K	1983
Davis, Greg	K	1989
O'Neill, Pat	P	1994-95
O'Connell, Kevin	QB	2008
Graham, Shayne	K	2010
Forbath, Kai	K	2019

## - 6 -

Name	Pos.	Years
Hubach, Mike	P	1980-81
Miller, Dan	K	1982
Herline, Alan	P	1987
Feagles, Jeff	P	1988-89
Davey, Rohan	QB	2002-04
Hanson, Chris	P	2007-09
Allen, Ryan	P	2013-18
Kessler, Cody	QB	2019
Folk, Nick	K	2020*

## - 7 -

Name	Pos.	Years
Huarte, John	QB	1966-67
Gogolak, Charlie	K	1970-72
Lowery, Nick	K	1978
Hartley, Ken	P	1981
Robinson, Rex	K	1982
Garcia, Teddy	K	1988
Millen, Hugh	QB	1991-92
Barker, Jay	QB	1995
Murphy, Jim	QB	1998
Bishop, Michael	QB	1999-2000
Gutierrez, Matt	QB	2007-08
Brissett, Jacoby	QB	2016
Bailey, Jake	P	2019-20

## - 8 -

Name	Pos.	Years
Bell, Bill	K	1973
Hare, Eddie	P	1979
Baumann, Charlie	K	1991-92
Barnard, Brooks	P	2003
Miller, Josh	P	2004-06
Hoyer, Brian	QB	2009-11*

## - 9 -

Name	Pos.	Years
Posey, David	K	1978
Wagner, Bryan	P	1991, 95
Sisson, Scott	K	1993

## - 10 -

Name	Pos.	Years
White, Harvey	QB	1960
Crabtree, Eric	WR	1971
Chapple, Dave	P	1974
Flick, Tom	QB	1982
Bleier, Bob	QB	1987
Hansen, Brian	P	1990
Secules, Scott	QB	1993
Johnson, Lee	P	1999-2001
Elliott, Jamin	WR	2003
Kasper, Kevin	WR	2004
Gaffney, Jabar	WR	2006-08
Underwood, Tiquan	WR	2011
Collie, Austin	WR	2013
Garoppolo, Jimmy	QB	2014-16
Coleman, Corey	WR	2018
Gordon, Josh	WR	2018-19
Byrd, Damiere	WR	2020

## - 11 -

Name	Pos.	Years
Songin, Ed "Butch"	QB	1960-61
Kapp, Joe	QB	1970

Shiner, Dick	QB	1973-74
Eason, Tony	QB	1983-89
McCarthy, Shawn	P	1991-92
Bledsoe, Drew	QB	1993-2001
Edelman, Julian	WR	2009-20

## - 12 -

Name	Pos.	Years
Allard, Don	QB	1962
Wilson, Ed	QB	1965
Walker, Mike	K	1972
Cavanaugh, Matt	QB	1978-82
Ramsey, Tom	QB	1985-88
Saltz, Lee	QB	1992
Brady, Tom	QB	2000-19

## - 13 -

Name	Pos.	Years
Gamble, R.C.	RB	1968-69
Sykes, Alfred	WR	1971
Hodson, Tommy	QB	1990-92
Walter, Ken	P	2001-03
Miller, Jim	QB	2004
Childress, Bam	WR	2005-06
Galloway, Joey	WR	2009
Dorsett, Phillip	WR	2017-19

## - 14 -

Name	Pos.	Years
Greene, Tom	QB	1960
Yewcic, Tom	P-QB	1961-66
Sherman, Tom	QB/DB	1968-69
Dowling, Brian	QB	1972-73
Grogan, Steve	QB	1975-90
Sam, P.K.	WR	2004
Testaverde, Vinny	QB	2006
Mesko, Zoltan	P	2010-12
Harper, Chris	WR	2015
Whalen, Griff	WR	2016
Floyd, Michael	WR	2016
Cooks, Brandin	WR	2017
Sanu, Mohamed	WR	2019
Moncrief, Donte	WR	2020

## - 15 -

Name	Pos.	Years
Dimitroff, Tom	QB	1960
Parilli, Babe	QB	1961-67
Corcoran, Jim	QB	1968
Hammond, Kim	QB	1969-70
Graff, Neil	QB	1974-75
Whitten, Todd	QB	1987
Wilson, Marc	QB	1989-90
Lucas, Ray	WR	1996
McGrew, Michael	WR	2005
Walter, Ken	P	2006
Washington, Kelley	WR	2007-08

# PATRIOTS ALL-TIME NUMERICAL ROSTER

Stanback, Isaiah	QB/WR	2009
Mallett, Ryan	QB	2011-13
Hankerson, Leonard	WR	2015
Johnson, Damaris	WR	2015
Hogan, Chris	WR	2016-18
Harry, N'Keal	WR	2019-20

## - 16 -

Name	Pos.	Years
Plunkett, Jim	QB	1971-75
Zolak, Scott	QB	1992-98
Kingsbury, Kliff	QB	2003
Cassel, Matt	QB	2005-08
Aiken, Kamar	WR	2012
Orton, Greg	WR	2014
Hansen, Chad	WR	2018
Myers, Jakobi	WR	2019-20

## - 17 -

Name	Pos.	Years
Taliaferro, Mike	QB	1968-71
Wright, Elmo	WR	1975
Owen, Tom	QB	1976-81
Prestridge, Luke	P	1984
Carlson, Jeff	QB	1992
Gaiter, Tony	WR	1997
Ellard, Henry	WR	1998
Friesz, John	QB	1999-2000
Ward, Dedric	WR	2003
Jackson, Chad	WR	2006-07
Price, Taylor	WR	2010-11
Salas, Greg	WR	2012
Dobson, Aaron	WR	2013-15
Reedy, Bernard	WR	2017
McCarron, Riley	WR	2018
Brown, Antonio	WR	2019
Wilkerson, Kristian	WR	2020

## - 18 -

Name	Pos.	Years
Vataha, Randy	WR	1971-76
Calabria, Steve	QB	1987
Schroeder, Bill	WR	1995
Ladd, Anthony	WR	1998
Davis, Andre	WR	2005
Sauerbrun, Todd	P	2006
Stallworth, Donte	WR	2007*
Slater, Matthew	WR	2008-20

## - 19 -

Name	Pos.	Years
Trull, Don	QB	1967
Stolberg, Eric	WR	1971
Kerrigan, Mike	QB	1983-84
Tupa, Tom	P	1996-98
Huard, Damon	QB	2001-03
Kight, Kelvin	WR	2006
Tate, Brandon	WR	2009-10
Stallworth, Donte	WR	2012*
LaFell, Brandon	WR	2014-15

Mitchell, Malcolm	WR	2016-18
Zuber, Isaiah	WR	2020

## - 20 -

Name	Pos.	Years
Cappelletti, Gino	WR-K-DB	1960-70

## - 21 -

Name	Pos.	Years
Suci, Bob	DB	1963
Cunningham, Jay	DB	1965-67
Janik, Tom	DB/P	1969-71
Reynolds, Tom	WR	1972
Carter, Allen	RB	1975-76
Blahak, Joe	CB	1976
Brown, Sidney	CB	1978
Dupard, Reggie	RB	1986-89
Tucker, Erroll	DB	1989
Washington, Mickey	CB	1990-91
Thompson, Reyna	CB	1993
Reynolds, Ricky	CB	1994-96
Israel, Steve	CB	1997-99
Redmond, J.R.	RB	2000-02
Cloud, Michael	RB	2003*
Gay, Randall	CB	2004-07
O'Neal, Deltha	CB	2008
Taylor, Fred	RB	2009-10
Dowling, Ras-I	CB	2011-12
Butler, Malcolm	CB	2014-17
Harmon, Duron	DB	2018-19*
Phillips, Adrian	DB	2020

## - 22 -

Name	Pos.	Years
Burton, Ron	RB	1960-65
Thomas, Gene	RB	1968
Blanks, Sid	RB	1969-70
Clark, Phil	DB	1971
Durko, Sandy	S	1973-74
Conn, Dick	S	1975-79
Foreman, Chuck	RB	1980
Lee, Keith	DB	1981-84
Proffit, Eugene	DB	1986-88
Atkinson, Ricky	DB	1987*
Coleman, Eric	DB	1989
Smith, Rod	DB	1992-94
Meggett, David	RB	1995-97
Allen, Terry	RB	1999
Shaw, Terrance	CB	2001
Buckley, Terrell	CB	2002*
Samuel, Asante	CB	2003-07
Wheatley, Terrence	CB	2008-10
Clayton, Thomas	RB	2010
Ridley, Stevan	RB	2011-14
Coleman, Justin	DB	2015-16
Melifonwu, Obi	DB	2018-19
Davis, Cody	DB	2020

## - 23 -

Name	Pos.	Years
Christy, Richard	RB	1960
Ratkowski, Ray	RB	1961
Mahoney, John "Butch"	CB	1961
Hall, Ron	DB	1961-67
Johnson, Daryl	DB	1968-71
Hoey, George	DB	1972-73
Wilson, Joe	RB	1974
Ivory, Horace	RB	1977-81
Donnalley, Kevin	DB	1981
McSwain, Rod	CB	1984-90
Gravelly, Maurice	FS	1987
Ray, Terry	S	1993-96
Shaw, Sedrick	RB	1997-98
Billups, Terry	CB	1999
Harris, Antwan	CB	2000-03
Mayer, Shawn	S	2004
Lowe, Omare	CB	2004
Starks, Duane	CB	2005
Andrews, Willie	DB	2006-07
Webster, Jason	CB	2008
Bodden, Leigh	CB	2009-11
Jones, Nate	DB	2011
Cole, Marquice	CB	2012-13
Chung, Patrick	S	2014-19*

## - 24 -

Name	Pos.	Years
Livingston, Walt	RB	1960
Johnson, Joe	OE	1960-61
West, Mel	RB	1961
Felt, Dick	DB	1962-66
Leo, Bobby	WR	1967-68
Gladieux, Bob	RB	1969-72
McCall, Bob	RB	1973
Howard, Bob	CB	1975-77
Weathers, Robert	RB	1982-86
Hansen, Bruce	RB	1987
Morris, Jamie	RB	1990
Vaughn, Jon	RB	1991-92
Law, Ty	CB	1995-2004
Stone, Michael	S	2005
Mitchell, Mel	S	2006-07
Wilhite, Jonathan	CB	2008-10
Arrington, Kyle	CB	2010-12*
Wilson, Adrian	S	2013
Revis, Darrelle	CB	2014
Fletcher, Bradley	CB	2015
Melvin, Rashaan	DB	2015
Jones, Cyrus	DB	2016-17*
Gilmore, Stephon	CB	2017-20

## - 25 -

Name	Pos.	Years
O'Hanley, Ross	DB	1960-65
Charles, John	DB	1967-69
Harris, Rickie	DB	1971-72
Sanders, John	S	1974-76
Sanford, Rick	FS	1979-84
Glenn, Vencie	DB	1986
Zackery, Tony	FS	1990-91

# PATRIOTS ALL-TIME NUMERICAL ROSTER

Granby, John	DB	1992
Anderson, Darren	CB	1992
Whigham, Larry	S	1994-2000
Myers, Leonard	CB	2001-02
Freeman, Arturo	S	2005
Hawkins, Artrell	S	2005-06
Chung, Patrick	S	2009-12*
Arrington, Kyle	CB	2013-14*
Brown, Tarrell	CB	2015
Rowe, Eric	CB	2016-18
Brooke, Terrence	DB	2019-20

## - 26 -

Name	Pos.	Years
Beach, Walter	DB	1960-61*
Scott, Clarence	DB	1969-72
Clayborn, Raymond	CB	1977-89
Key, David	S	1991
Wilson, David	DB	1992
Croom, Corey	RB	1993-95
Canty, Chris	CB	1997-98
Stevens, Matt	S	2000-01
Wilson, Eugene	S	2003-07
Williams, Tank	S	2008
Lockett, Bret	DB	2010-11*
Adams, Philip	DB	2011
Allen, Will	CB	2012
Martin, Derrick	S	2012
Ryan, Logan	CB	2013-16
Michel, Sony	RB	2018-20

## - 27 -

Name	Pos.	Years
Bellino, Joe	RB	1965-67
Porter, Willie	DB	1968
Beverly, Randy	DB	1970-71
Bolton, Ron	DB	1972-75
Beaudoin, Doug	S	1976-79
Smith, Ricky	DB	1982-84
Hawthorne, Greg	WR/RB	1984-86
LeBlanc, Michael	RB	1987*
Robinson, Junior	CB	1990
Pool, David	CB	1991-92
Wren, Darryl	CB	1993-94
McGruder, Scooter	CB	1996-97
Warren, Lamont	RB	1999
Buckley, Terrell	CB	2001*
Green, Victor	S	2002
Abdullah, Rabi	RB	2004
Hobbs, Ellis	CB	2005-08
Arrington, Kyle	CB	2009*
Molden, Antwaun	CB	2011
Wilson, Tavon	DB	2012-15
Foster, D.J.	RB	2016
Jackson, J.C.	DB	2018-20

## - 28 -

Name	Pos.	Years
Cloutier, Dave	DB	1964
McMahon, Art	DB	1968-72
Mason, Dave	S	1973
Currier, Bill	DB	1980

Bowman, Jim	S	1985-89
Hendley, David	DB	1987
Lambert, Dion	DB	1992-93
Martin, Curtis	RB	1995-97
Ivy, Corey	CB	1999
Dillon, Corey	RB	2004-06
Butler, Darius	CB	2009-10
Gregory, Steve	S	2012-13
White, James	RB	2014-20

## - 29 -

Name	Pos.	Years
Marsh, Aaron	WR	1968-69
Jackson, Honor	DB	1972-73
Boyd, Greg	S	1973
Keeton, Durwood	S	1975
Germany, Willie	S	1976
Jackson, Harold	WR	1978-81,87
Lawson, Jamie	RB	1990
Overton, Don	RB	1990
Fullington, Darrell	S	1991
Guyton, Myron	SS	1994-95
Cullors, Derrick	RB	1997-99
Harris, Raymont	RB	2000
Akbar, Hakim	S	2001
Hayes, Chris	S	2002
Morris, Aric	S	2003
Moreland, Earthwind	CB	2004
Scott, Guss	S	2005-06*
Iwuoma, Chidi	CB	2006
Jackson, Eddie	CB	2007
Sanders, Lewis	DB	2008
Springs, Shawn	S	2009
Carter, Tony	CB	2010
Moore, Sterling	DB	2011-12
Jones, Don	S	2014*
Blount, LeGarrette	RB	2013-16
Bademosi, Johnson	DB	2017
Dawson, Duke	DB	2018
Bethel, Justin	DB	2019-20

## - 30 -

Name	Pos.	Years
Crawford, Jim	RB	1960-64
Hennessey, Tom	DB	1965-66
Garrett, Carl	RB	1969-72
Jenkins, Ed	RB	1974
Tatupu, Mosi	RB	1978-90
Bianchini, Frank	RB	1987
Brown, Corwin	S	1993-95
Carter, Tony	FB	1998-2000
Cherry, Je'Rod	S	2001-04
Scott, Chad	CB	2005-07
McGowan, Brandon	S	2009-10
Barrett, Josh	S	2010-12
Hilliard, Lex	RB	2012
Harmon, Duron	DB	2013-17*
McCourtly, Jason	DB	2018-20

## - 31 -

Name	Pos.	Years
Schwedes, Gerhardt	RB	1960-61
Washington, Clyde	DB	1960-61
Crump, Harry	RB	1963
Purvis, Vic	WR	1966-67
Murphy, Bill	WR	1968
Ashton, Josh	RB	1972-74
McQuay, Leon	RB	1975
Marion, Fred	FS	1982-91
Sawyer, Jon	CB	1987
Hitchcock, Jimmy	CB	1995-97
Servwanga, Kato	CB	1998-2000
Kelly, Ben	CB/KR	2001-02
Centers, Larry	FB	2003
Poteat, Hank	CB	2004*
Zereoue, Amos	RB	2005
Spann, Antwain	CB	2006-08
Meriweather, Brandon	S	2007-10
Brown, Sergio	S	2011*
Talib, Aqib	CB	2012-13
Jones, Don	S	2014*
McDonald, Dewey	S	2015
Williams, Trey	RB	2015
Jones, Jonathan	DB	2016-20

## - 32 -

Name	Pos.	Years
Miller, Al	RB	1960
Lott, Billy	RB	1961-63
Garrett, J.D.	RB	1964-67
Lawson, Odell	RB	1970-71
Johnson, Andy	RB	1974-76, 78-81
James, Craig	RB	1984-88
McSwain, Chuck	RB	1987
Russell, Leonard	RB	1991-93
Thomas, Blair	RB	1994
Clay, Willie	FS	1996-98
Cherry, J'Juan	CB	1999
Smith, Antwaun	RB	2001-03
Poteat, Hank	CB	2005-06*
Baker, Rashad	S	2006-07
Jordan, LaMont	RB	2008
McCourtly, Devin	DB	2010-20

## - 33 -

Name	Pos.	Years
Brune, Fred	DB	1960-62
Cappadona, Bob	RB	1966-67
Rademacher, Bill	WR	1969-70
Rucker, Reggie	WR	1971-74
Anderson, Bob	RB	1975
Collins, Tony	RB	1981-87
Egu, Patrick	RB	1989
Adams, George	RB	1990-91
Gash, Sam	RB	1992-97
Faulk, Kevin	RB	1999-2011
Washington, Leon	RB	2013
Lewis, Dion	RB	2015-17
Hill, Jeremy	RB	2018
Williams, JoeJuan	DB	2019-20

# PATRIOTS ALL-TIME NUMERICAL ROSTER

## - 34 -

Name	Pos.	Years
Biscaglia, Joe	OE	1960
Crouthamel, Jake	RB	1960
Larson, William	RB	1960
Shonta, Chuck	DB	1960-67
Towns, Bobby	DB	1961
Sellers, Ron	WR	1969-71
McCray, Prentice	S	1974-80
van Eeghen, Mark	RB	1982-83
Woods, Carl	RB	1987
Perryman, Robert	RB	1987-89
Turner, Kevin	RB	1992-94
Grant, Rupert	FB	1995
Jones, Tebucky	CB	1998-2002
Akins, Chris	S	2003
Cobbs, Cedric	RB	2004
Cloud, Michael	RB	2005*
Jones, Tebucky	S	2006
Morris, Sammy	RB	2007-10
Vereen, Shane	RB	2011-14
Johnson, Leonard	DB	2015
Burkhead, Rex	RB	2017-20

## - 35 -

Name	Pos.	Years
Nance, Jim	RB	1965-71
Matthews, Henry	RB	1972
Phillips, Jess	RB	1976-77
Clark, Allan	RB	1979-80
Peoples, George	RB	1983
Landry, Anthony	RB	1990
Legette, Burnie	RB	1993-94
Grier, Marrio	RB	1996-97
Ellison, Jerry	RB	1999
Pass, Patrick	RB	2000-06
Richardson, Mike	DB	2007-08
Taylor, Chris	RB	2009
Ventrone, Ross	DB	2011
Gray, Jonas	RB	2014
Gaffney, Tyler	RB	2014-16
Gillisle, Mike	RB	2017
Crossen, Keion	DB	2018
Dugger, Kyle	DB	2020

## - 36 -

Name	Pos.	Years
Neumann, Tom	RB	1963
Swanson, Terry	P	1967-68
Herock, Ken	LB	1969
Ray, Eddie	RB-P	1970
Tarver, John	RB	1972-74
Feggins, Howard	CB	1989
Hutson, Brian	SS	1990
Henderson, Jerome	CB	1991-93, 96
Thompson, Leroy	RB	1994
Millroy, Lawyer	SS	1996-2002
Sanders, James	S	2005-10
Polite, Lousaka	FB	2011
Davis, Kanorris	S	2013
King, Brandon	DB	2015-20

## - 37 -

Name	Pos.	Years
Bailey, Bill	RB	1969
Gardin, Ron	WR	1971
Osley, Willie	CB	1974
McAlister, James	RB/KR	1978
Atkinson, Ricky	DB	1987*
Hurst, Maurice	CB	1989-95
Floyd, Chris	FB	1998-2000
Harrison, Rodney	S	2003-08
Dennard, Alfonso	CB	2012-14
Richards, Jordan	DB	2015-17*
Harris, Damien	RB	2019-20

## - 38 -

Name	Pos.	Years
Snyder, Al	WR	1964
Johnson, Ellis	RB	1965-66
Martin, Donald	CB	1973
Gonzalez, Noe	RB	1974
Forte, Ike	RB	1976-77
James, Roland	SS	1980-90
Williams, Perry	CB	1987
White, Adrian	S	1993
Green, David	RB	1995
Lofton, Steve	CB	1997
Langham, Antonio	CB	2000
Poole, Tyrone	CB	2003-05
Mickens, Ray	CB	2006
Eckel, Kyle	FB	2007
Lockett, Bret	DB	2009*
Brown, Sergio	S	2010*
Bolden, Brandon	RB	2012-17, 19
Barner, Kenjon	RB	2018*
Virgin, Dee	DB	2020

## - 39 -

Name	Pos.	Years
Pruett, Perry	DB	1971
Cunningham, Sam	RB	1973-79, 81-82
Allen, Marvin	RB	1988-91
Clark, Rico	CB	1999
Mayer, Shawn	S	2003
Scott, Guss	S	2004*
Maroney, Laurence	RB	2006-10
Woodhead, Danny	RB	2010-12
Browner, Brandon	CB	2014
Cadet, Travis	RB	2015
Jackson, Steven	RB	2015
Richards, Jordan	DB	2019*
Ross, D'Angelo	DB	2020*

## - 40 -

Name	Pos.	Years
Garron, Larry	RB	1960-68
Turner, Bake	WR	1970
Maitland, Jack	RB	1971-72
McCurry, Dave	S	1974
Haynes, Mike	CB	1976-82
Davis, Elgin	RB	1987-88

LeBlanc, Mike	RB	1987*
Hauck, Tim	FS	1990
Colon, Harry	S	1991
Lockwood, Scott	RB	1992-93
Yancy, Carlos	CB	1995

## - 41 -

Name	Pos.	Years
Wells, Billy	RB	1960
Beach, Walter	DB	1960-61*
King, Claude	RB	1962
Mitchell, Leroy	DB	1967-68
Carwell, Larry	DB	1969-72
Pope, Ken	CB	1974
Robinson, Bo	RB	1984
Holmes, Darryl	FS	1987-89
Gordon, Tim	S	1991-92
Cade, Eddie	S	1995
Byars, Keith	FB	1996-97
George, Tony	S	1999-2000
Ventrone, Ray	DB	2007-08
Williams, Malcolm	DB	2011-12
Green, Justin	DB	2013
Hill, Troy	DB	2015
Jones, Cyrus	DB	2018*
Ross, D'Angelo	DB	2019*
Bryant, Myles	DB	2020

## - 42 -

Name	Pos.	Years
Solitis, Bob	DB	1960-61
Webb, Don	DB	1961-71
Herron, Mack	RB	1973-75
Lippett, Ronnie	DB	1983-88, 90-91
Shegog, Ron	SS	1987
Barnett, Harlon	S	1993-94
Carter, Chris	FS	1997-99
Reid, Dexter	S	2004
Williams, Gemara	DB	2006
Green-Ellis, BenJarvus	RB	2008-11
Demps, Jeff	RB	2012
Gant, Malik	DB	2019
Taylor, J.J.	RB	2020

## - 43 -

Name	Pos.	Years
Mallory, Irvin	DB	1971
Welch, Claxton	RB	1973
Ferguson, Vagas	RB	1980-82
Gibson, Ernest	CB	1984-88
Cobbs, Duffy	DB	1987
Rice, Rodney	DB	1989
Lewis, Vernon	CB	1993-96
Ebner, Nate	DB	2012-19
Berry, Rashod	DE/TE	2020

## - 44 -

Name	Pos.	Years
Graves, White	DB	1965-67
Outlaw, John	DB	1969-72

# PATRIOTS ALL-TIME NUMERICAL ROSTER

Dressler, Doug	RB	1975
Calhoun, Don	RB	1975-81
Cowan, Larry	RB	1982
Williams, Jon	RB	1984
Frain, Todd	TE	1987*
Stephens, John	RB	1988-92
Butts, Marion	RB	1994
Shaw, Harold	FB	1998-2000
Edwards, Marc	FB	2001-02
McCrary, Fred	FB	2003
Evans, Heath	FB	2005-08
McKenzie, Tyrone	LB	2009
Page, Jarrod	S	2010
Ihedigbo, James	S	2011
Sudfeld, Zach	TE	2013
Kinney, Deontae	LB	2014*
Cleveland, Asante	TE	2015
Freemy, Jonathan	LB	2017*
Keene, Dalton	TE	2020

## - 45 -

Name	Pos.	Years
Green, Jerry	RB	1960
Stephens, Tom	DB/TE	1960-64
Ilg, Ray	LB	1967-68
Kecman, Dan	LB	1970
Mildren, Jack	S	1974
Taylor, Greg	RB	1982
Peterson, Joe	CB	1987
Hunter, Ivy Joe	RB	1991
Cottrell, Dana	LB	1998
Smith, Otis	CB	1996, 2000-02
Mills, Garrett	FB/TE	2006
Williams, D.J.	TE	2013
Gordon, Cameron	LB	2014
Snyder, Kevin	LB	2015
Harris, David	LB	2017
Jackson Sr., Michael	DB	2020

## - 46 -

Name	Pos.	Years
Romine, Al	DB	1961
Scarpito, Bob	WR/P	1968
Gipson, Paul	RB	1973
Washington, Mark	CB	1979
Cook, Marv	TE	1989-90*
Barber, Kantroy	FB	1996
Paulk, Jeff	FB	2000
Kinchen, Brian	LS	2003
Flemister, Zeron	TE	2004
Mays, Corey	LB	2006-07
Larsen, Spencer	FB	2012
Develin, James	RB	2012-19
Maluia, Cassh	LB	2020

## - 47 -

Name	Pos.	Years
Johnson, Billy	DB	1966-69
Massey, Jim	CB	1974-75
Wilson, Darrell	DB	1981
Dombroski, Paul	DB	1981-84
Coleman, Pat	WR	1990

Brown, Roger	S	1992
Edwards, Robert	RB	1998-2000
Tuitele, Maugaula	LB	2001*
Kurpeikis, Justin	LB	2004
Claridge, Ryan	LB	2005
Gardner, Barry	LB	2006
Ingram, Jake	LS	2009-10
Cox, Christian	LB	2011
Hoomanawanui, Michael	TE	2012-15
Iosefa, Joey	RB	2015
Hollister, Jacob	TE	2017-18
Johnson, Jakob	FB	2019-20

## - 48 -

Name	Pos.	Years
Johnson, Preston	RB	1968
Fox, Tim	S	1976-81
Wilson, Darryal	WR	1983
Baty, Greg	TE	1986*
Pickering, Clay	WR	1987
Gadbois, Dennis	WR	1987-88*
Antrum, Glenn	WR	1989
Robbins, Randy	S	1992
Purnell, Lovett	TE	1996*
Love, Arther	TE	2001
Banta-Cain, Tully	LB	2003-05*
Katula, Matt	LS	2010
Aiken, Danny	LS	2011-14
Langi, Harvey	LB	2017

## - 49 -

Name	Pos.	Years
Blanchard, Dick	LB	1972
Anderson, Ralph	S	1973
Williams, Brian	TE	1982
Napolski, Eric	LB	1988-89
Taylor, Kitrick	WR	1989
Baxter, Fred	TE	2002*
McDermott, Sean	LS	2003
Alexander, Eric	LB	2004-05*
Lua, Oscar	LB	2007
Redd, Vince	LB	2008
Morris, James	LB	2014
Cardona, Joe	LS	2015-20

## - 50 -

Name	Pos.	Years
Yates, Bob	OT/G/C	1960-65
Avezzano, Joe	OC	1966
Cheyunski, Jim	LB	1968-72
Chandler, Edgar	LB	1973
Hunt, Sam	LB	1974-79
McGrew, Lawrence	LB	1980-89
Jarostchuk, Iliia	LB	1990
Abrams, Bobby	LB	1995
Merkerson, Ron	LB	1999
Holmberg, Rob	LB	2000
Vrabel, Mike	LB	2001-08
Ninkovich, Rob	DE	2009-16
Grisby, Nicholas	LB	2017-2018
Humber, Ramon	LB	2018
Winovich, Chase	DL	2019-20

## - 51 -

Name	Pos.	Years
Robotti, Frank	LB/RB	1961
McKinnon, Don	LB	1963-64
Fraser, Jim	LB-P	1966
Caveness, Ron	LB	1968-69
Ballou, Mike	LB	1970
Edmonds, Randy	LB	1971
Acks, Ron	LB	1972-73
Carter Kent	LB	1974
Damkroger, Maury	LB	1974
Thomas, Donnie	LB	1976
Golic, Bob	LB	1979-81
Ingram, Brian	LB	1982-85
Black, Mel	LB	1987*
Scholtz, Bruce	LB	1989
Lockhart, Eugene	LB	1991-92
White, David	LB	1993
Bowden, Andre	LB	1995
Russ, Bernard	LB	1997-99
Johnson, Olrick	LB	2000
Cox, Bryan	LB	2001
Davis, Don	LB	2003-06
Mayo, Jerod	LB	2008-15
Mingo, Barkevius	LB	2016
Reilly, Trevor	LB	2017
Bentley, Ja'Whaun	LB	2018-20

## - 52 -

Name	Pos.	Years
Bennett, Phil	LB	1960
Meixler, Ed	LB	1965
Phillpott, Ed	LB	1967-71
Kadziel, Roin	LB	1972
King, Steve	LB	1973-81
Rembert, Johnny	LB	1983-92
McCabe, Jerry	LB	1987
Bavaro, David	LB	1993-94
Johnson, Ted	LB	1995-2004
Beisel, Monty	LB	2005
Alexander, Eric	LB	2006-09*
Fletcher, Dane	LB	2010-13
Ayers, Akeem	LB	2014*
Casillas, Jonathan	LB	2014
Bostic, Jonathan	LB	2015
Roberts, Elandon	LB	2016-19
Copeland, Brandon	LB	2020
Spence, Akeem	DL	2020

## - 53 -

Name	Pos.	Years
Addison, Tom	LB	1960-67
Whittingham, Fred	LB	1970
Coleman, Dennis	LB	1971
Tanner, John	LB/DE	1973-74
Romaniszy, Jim	LB	1976
Krakau, Merv	LB	1978
Matthews, Bill	LB	1979-81
Weishuhn, Clayton	LB	1982-84, 86
Sealy, Randy	LB	1987*
Benson, Thomas	LB	1988
Wonsley, George	RB	1989



# PATRIOTS ALL-TIME NUMERICAL ROSTER

Tardits, Richard	LB	1990-92
Slade, Chris	LB	1993-2000
Izzo, Larry	LB	2001-08
Burgess, Derrick	LB	2009
Tarplinian, Jeff	LB	2011-12
Davis, Ja'Gared	LB	2013-14
Martin, Eric	LB	2015
Watson, Dekoda	LB	2015
Van Noy, Kyle	LB	2016-19
Uche, Josh	LB	2020

## - 54 -

Name	Pos.	Years
Brown, Bill E.	LB	1960
Cudzik, Walt	OC	1960-63
Dukes, Mike	LB	1964-65
Koontz, Ed	LB	1968
Schottenheimer, Marty	LB	1969-70
Price, Kenny	LB	1971
Clark, Gail	LB	1974
Zabel, Steve	LB	1975-78
Zamberlin, John	LB	1979-82
Gillen, John	LB	1983
Williams, Ed	LB	1984-87, 90
Moore, Greg	LB	1987
Collins, Todd	LB	1992-94*
Catanho, Alcides	LB	1995
Bruschi, Tedy	LB	1996-2008
Waters, Brian	G	2011
Hightower, Dont'a	LB	2012-19

## - 55 -

Name	Pos.	Years
Farmer, Lonnie	LB	1964-66
William, J.R.	LB/C	1968-70
Cindrich, Ralph	LB	1972
Foster, Will	LB	1973-74
Reilly, Kevin	LB	1975
Costict, Ray	LB	1977-79
Blackmon, Don	LB	1981-87
McHale, Joe	LB	1987
Singleton, Chris	LB	1990-93
McGinest, Willie	LB	1994-2005
Seau, Junior	LB	2006-09
Spikes, Brandon	LB	2010-13
Skinner, Deontae	LB	2014*
Ayers, Akeem	LB	2014*
Freeny, Jonathan	LB	2015-16*
Marsh, Casius	LB	2017
Lee, Eric	LB	2017
Simon, John	DE	2018-20

## - 56 -

Name	Pos.	Years
Morris, Jon	OC	1964-74
Shoate, Rod	LB	1975-81
Tippett, Andre	LB	1982-88, 90-93

## - 57 -

Name	Pos.	Years
Bramlett, John	LB	1969-70
Kiner, Steve	LB	1971, 73
Nelson, Steve	LB	1974-87

## - 58 -

Name	Pos.	Years
Satcher, Doug	LB	1966-68
Dumler, Doug	OC	1973-75
Brock, Pete	C	1976-87
Cooks, Terrence	LB	1989
Harvey, Richard	LB	1990
McGovern, Rob	LB	1992
Moore, Marty	LB	1994-99*
Chatham, Matt	LB	2000-05
Woods, Pierre	LB	2006-10
Guyton, Gary	LB	2008*
White, Tracy	LB	2010-12
Beauharnais, Steve	LB	2013
Fleming, Darius	LB	2014-15
McClellin, Shea	LB	2016-17
Davis, Keionta	DL	2018-19
Collins, Jamie	LB	2019*
Jennings, Anfernee	LB	2020

## - 59 -

Name	Pos.	Years
Stenger, Brian	LB	1973
Geddes, Bob	LB	1973-75
Barnes, Rodrigo	LB	1974-75
Barnes, Pete	LB	1976-77
Hawkins, Mike	OLB	1978-81
Golden, Tim	LB	1982-84
Doig, Steve	LB	1986-87
Sealby, Randy	LB	1987*
Brown, Vincent	LB	1988-95
Collins, Todd	LB	1996-98*
Katzenmoyer, Andy	LB	1999-2001
Brigance, O.J.	LB	2002
Tuitele, Maugaula	LB	2002*
Colvin, Rosevelt	LB	2003-08
Guyton, Gary	LB	2009-11*
Carpenter, Bobby	LB	2012
Rivera, Mike	LB	2012
White, Chris	LB	2013-14
Johnson, Rufus	LB	2015
Flowers, Marquis	LB	2017
McClellan, Albert	LB	2018
Hall, Terez	LB	2020

## - 60 -

Name	Pos.	Years
Lee, Robert	G	1960
Loudd, Rommie	LB	1961-62
St. Jean, Lennie	OG	1964-73
Tipton, Dave	NT	1975-76
Hyland, Bob	OC	1977
Veris, Garin	DE	1985-88*
Hobby, Marion	DE	1990-92

Holcomb, Sean	LB	1995
Rehberg, Scott	T	1997-98
Johnson, Garrett	NT	2000
Brown, Wilbert	OG	2003
Ohmberger, Rich	OL	2009-11
Andrews, David	C	2015-20

## - 61 -

Name	Pos.	Years
Moore, Leroy	DE	1961-62
Hudson, Bill	DT	1965
Adams, Sam	OG	1972-80
Wooten, Ron	OG	1982-88
Robinson, Greg	OT	1987*
Childress, Fred	OG	1991
Kratch, Bob	G	1994-96
Denson, Damon	G	1997-99
Davis, Adam	G	2000
Neal, Stephen	G	2001-10
Cannon, Marcus	OL	2011-19

## - 62 -

Name	Pos.	Years
Cohen, Abe	OG	1960
Klein, Dick	OT	1961-62
Cagle, John	DT/LB/G	1969
Hagen, Halvor	G/DE	1971-72
Hunt, Kevin	OT	1973
Corbett, Steve	OG	1975
Wheeler, Dwight	OT	1978-83
Bain, Bill	OT	1986
Farrell, Sean	OG	1987-90
Richards, Dave	OL	1996
Rawlings, Josh	OL	2000
Knutson, Matt	T	2002
Adams, Titus	DL	2009
Wendell, Ryan	OL	2009-15
Thuney, Joe	OL	2016-20

## - 63 -

Name	Pos.	Years
Leo, Charlie	OG	1960-62
Canale, Justin	OG	1965-68
Cash, Rick	DT	1972-73
Sturt, Fred	G	1976-78
Holmes, Ernie	NT	1978
Buben, Mark	DL	1979, 1981
Condon, Tom	OG	1985
Colton, George	OT	1987
Feehery, Gerry	G	1989
Chilton, Gene	C	1990-92
Jones, Todd	OL	1993
Stanley, Sylvester	NT	1994
Irwin, Heath	G	1996-99
Andruzzi, Joe	G	2000-04
Connolly, Dan	OL	2008-14
Jackson, Tre'	G	2015
Schwenke, Brian	OL	2018
Benenoch, Caleb	OL	2019*
Cajuste, Yodny	OL	2019*

# PATRIOTS ALL-TIME NUMERICAL ROSTER

## - 64 -

Name	Pos.	Years
Sardisco, Tony	OG	1960-62
Boudreaux, Jim	DE	1966-68
Montler, Mike	OT	1969-72
Gallaher, Allen	OT	1974
Imhof, Martin	DE	1975
Bishop, Richard	NT	1976-81
Matich, Trevor	OC	1985-88
Twombly, Darren	C	1987
Melander, Jon	OG	1991
Wohlabaugh, Dave	C	1995-98
Fletcher, Derrick	OL	1999
Mruczkowski, Gene	OL	2003-06
LeVoi, Mark	T	2008-10
Thomas, Donald	OL	2011-12
Barker, Chris	OL	2013-15
Froholdt, Hjalte	OL	2019-20

## - 65 -

Name	Pos.	Years
Davis, Jack	OG	1960
Antwine, Houston	DT	1961-71
Hayman, Conway	OG	1972
Smith, Donnell	DE	1973-74
Boyd, Greg	DE	1977-78
Clark, Steve	DE	1981
Rogers, Doug	DE	1984
Ruth, Mike	NT	1986-87
Porell, Tom	NT	1987
Nelson, Edmund	DE	1988
Crawford, Elbert	OL	1990-91
Arthur, Mike	C	1993-94
Woody, Damien	C	1999-2003
Britt, Wesley	T	2006-08
Maneri, Steve	T	2010*
McDonald, Nick	OL	2011-12
Devey, Jordan	OL	2014
Cooper, Jonathan	OL	2016
Eluemunor, Jermaine	OL	2019*
Benenoch, Caleb	OL	2020*

## - 66 -

Name	Pos.	Years
Davis, Jack	OG	1960
Feldhausen, Paul	OT	1968-69
Brown, Barry	TE/LB	1969-70
Loukas, Angelo	G	1970
Weisacosky, Ed	LB	1971-72
Dorsey, Nate	DE	1973
McKay, Bob	OT	1976-78
Lee, John	DE	1981
Fairchild, Paul	OG	1984-90
Gordon, Steve	OL	1992-93
Dellenbach, Jeff	C	1995
Ellis, Ed	T	1997, 1999
Paxton, Lonie	LS	2000-08
Bussey, George	OL	2009
Cohen, Landon	DL	2010
Leonard, Louis	DL	2010
Weston, Kade	DE	2010
Welch, Thomas	OL	2011

Zusevics, Markus	OL	2012-13
Stork, Bryan	OL	2014-15
Ferentz, James	OL	2018-20

## - 67 -

Name	Pos.	Years
Hauser, Art	DT	1960
Lindquist, Paul	DT	1961
Watson, Dave	G	1963-64
Canale, Whit	DE	1968
Bugenhagen, Gary	OT-G	1969-70
Lenkaitis, Bill	C	1971-81
Moore, Steve	OT	1983-87
Benzinger, John	OL	1987
Douglas, David	G	1989-90
Gisler, Mike	G	1993-97
Andersen, Jason	C	1998-2000
Ruegamer, Grey	C/G	2000-02
Koppen, Dan	C	2003-11
Petrus, Mitch	OL	2012
Tennant, Matt	OL	2012
Grissom, Cory	DL	2013
Kline, Josh	OL	2013-15

## - 68 -

Name	Pos.	Years
Singer, Karl	OT	1966-68
DuLac, Bill	OG	1974-75
Falcon, Terry	OG	1978-79
Haley, Darryl	OG	1982-84, 86
Robinson, Greg	OG	1987*
Baab, Mike	C	1988-89
Johnson, Damian	OG	1990
Stephens, Calvin	G	1992
Lane, Max	OT	1994-2000
Ashworth, Tom	OL	2002-05
O'Callaghan, Ryan	T	2006-08
Waddle, LaAdrian	OL	2015-18
Marcus Martin	OL	2020

## - 69 -

Name	Pos.	Years
Adams, Julius	DE	1987*
Chung, Eugene	OL	1992-94
Tucker, Ross	OL	2005
Ojinnaka, Quinn	OL	2010
Silvestro, Alex	DE	2011
Hix, Kyle	OL	2011-12
Mason, Shaq	OL	2015-20

## - 70 -

Name	Pos.	Years
Smith, Hal	DT	1960
Graham, Milt	OT	1961-63
Witt, Mel	DT	1967-70
Wirgowski, Dennis	DE	1970-72
Gray, Leon	OT	1973-78
McDougald, Doug	DE	1980
Henson, Luther	NT	1982-84

Virkus, Scott	DE	1984
Plunkett, Art	OT	1985, 87
Saranovitz, Brian	OG	1987
Viaene, David	OT	1989-90
Redding, Reggie	OL	1992
Moore, Brandon	OT	1993-95
Klemm, Adrian	G/T	2000-04
Mankins, Logan	OL	2005-13
Kitchen, Ishmaa'ily	DL	2015
Butler, Adam	DT	2017-20

## - 71 -

Name	Pos.	Years
Oakes, Don	OT	1963-68
May, Art	DE	1971
Hamilton, Ray	DE	1973-81
Reed, Benton	DE	1987
DeRiggi, Fed	DT	1990
Rakoczy, Gregg	OL	1991-92
Rucci, Todd	OG	1993-99
Osborne, Chuck	DT	2000
Hochstein, Russ	G	2002-08
Simmons, Kendall	G	2009
Deaderick, Brandon	DL	2010-12
Richard, Jamey	OL	2012
Neblett, Andre	DL	2013
Siliga, Seaver	DT	2013*
Fleming, Cameron	OL	2014-17
Shelton, Danny	DL	2018-19
Onwenu, Mike	OL	2020

## - 72 -

Name	Pos.	Years
Crow, Albert	DT	1960
Striegel, Bill	LB	1960
Eisenhauer, Larry	DE	1961-69
Lunsford, Mel	DE	1973-80
Patton, Jerry	DE	1975
Williams, Lester	NT	1982-85
Sandham, Todd	OG	1987
Goad, Tim	NT	1988-94
Wyman, Devin	DT	1996-98
Isaia, Sale	G	2000
Light, Matt	T	2001-11
Vellano, Joe	DL	2013-14
Hicks, Akiem	DL	2015
Newhouse, Marshall	OL	2019
Eluemunor, Jermaine	OL	2020*

## - 73 -

Name	Pos.	Years
Jagielski, Harry	DT	1960-61
Neighbors, Billy	OG	1962-65
Khayat, Ed	DT	1966
Funchess, Tom	OT	1968-70
Atessis, Bill	DE	1971
Hannah, John	OG	1973-85

# PATRIOTS ALL-TIME NUMERICAL ROSTER

## - 74 -

Name	Pos.	Years
Delucca, Gerry	OT	1960-64
Schmidt, Bob	OT	1964
Mangum, John	DT	1966-67
Jones, Ezell	OT	1969-70
Reynolds, Bob	OT	1972-73
Hanneman, Craig	DE	1974-75
Jordan, Shelby	OT	1975,77-82
Browning, Dave	DE	1983
Turner, Bill	DE	1987
Gambol, Chris	OL	1990
Baldinger, Rich	OL	1993
Skene, Doug	G	1994
Sullivan, Chris	DE	1996-99, 2001
Jones, Kenyatta	T	2001-02
Yates, Billy	OL	2005-08
Sands, Terdell	DL	2009
Love, Kyle	DL	2010-12
Svitek, Will	OL	2013
Easley, Dominique	DL	2014
Thornton, Khryi	DL	2015
Hamilton, Woodrow	DT	2016
Tobin, Matt	OL	2018
Croston, Cole	OL	2017-18
Cunningham, Korey	OL	2019-20

## - 75 -

Name	Pos.	Years
McGee, George	OT	1960
Simerson, John	OT	1961
Richardson, Jesse	DT	1962-64
Pyne, George	OT	1965
Toner, Ed	DT	1967-70
Haggerty, Mike	OT-DE	1971
Mass, Wayne	DT	1972
Moore, Arthur	OT	1973-77
Cryder, Bob	OG	1978-83
Morriss, Guy	OC	1984-87
Villa, Danny	OT	1987-91, 97
Wilson, Curtis	OC	1989
Williams, Larry	G	1992
Lewis, Bill	C	1993
Sagapolutele, Pio	DT	1996
Rheams, Leonta	DL	1998
Beadles, Terrance	G	2000
Stokes, Barry	OL	2008
Wilfork, Vince	DL	2004-14
Karras, Ted	OL	2016-19
Herron, Justin	OL	2020

## - 76 -

Name	Pos.	Years
Disencenzo, Tony	OT	1960
Long, Charlie	G	1961-69
Mirich, Rex	DT	1970
Rowe, Dave	DT	1971-73
Cusick, Pete	NT	1975
Schaum, Greg	DE	1978
Holloway, Brian	OT	1981-86
Rehder, Tom	OT	1988-89
Clayton, Stan	OT	1990

Smerlas, Fred	NT	1991-92
Washington, John	DT	1993
Roberts, William	G	1995-96
Williams, Grant	T	2000-01
Gorin, Brandon	T	2003-05
Vollmer, Sebastian	T	2009-15
Wynn, Isaiah	OL	2018-20

## - 77 -

Name	Pos.	Years
Cross, Bob	OT	1960
Danenbauer, Bill	DE	1960
Neville, Tommy	OT	1965-77
Puetz, Garry	OG	1979-81
Sims, Kenneth	DE	1982-89
Harlow, Pat	OT	1991-95
Tharpe, Larry	OT	1996
Moss, Zefross	T	1997-99
Randall, Greg	T	2000-02
Compton, Mike	C/G	2001-03
Kaczur, Nick	T	2005-10
Solder, Nate	T	2011-17
Brown, Trent	LT	2018
Bennett, Michael	DL	2019
Cajuste, Yodny	OL	2020*

## - 78 -

Name	Pos.	Years
Byrd, Dennis	DT	1968
Banks, Willie	G	1973
McGee, Tony	DE	1974-81
Spears, Ron	DE	1982-83
Kuehn, Art	OC	1983
Harris, Marshall	DE	1983
Stokes, Eric	C-G	1987
Armstrong, Bruce	T	1987-2000

## - 79 -

Name	Pos.	Years
Richardson, Al	DE	1960
Hunt, Jim Lee	DT	1960-71

## - 80 -

Name	Pos.	Years
Rudolph, Jack	LB	1960-65
Henke, Karl	OT	1969
Adams, Bob	TE	1973-74
Hasselbeck, Don	TE	1977-83
Williams, Brooks	TE	1983
Fryar, Irving	WR	1984-92
Linne, Larry	WR	1987
Hawkins, Steve	WR	1994
Brown, Troy	WR/KR	1993, 95-2007*
Matthews, Michael	TE	2009
Shiancoe, Visanthe	TE	2012
Amendola, Danny	WR	2013-17
Anderson, Stephen	TE	2018
Olsewski, Gunner	WR	2019-20

## - 81 -

Name	Pos.	Years
Colclough, Jim	WR	1960-68
Frazier, Charley	WR	1969-70
Sweet, Joe	WR	1974
Francis, Russ	TE	1975-80, 87-88
Brown, Preston	WR	1980-82
Starring, Stephen	WR	1983-87
Carey, Brian	WR	1987
Mowatt, Zeke	TE	1990
Carpenter, Rob	WR	1991
Stanley, Walter	WR	1992
Crittenden, Ray	WR	1993-94
Graham, Hason	WR	1995-96
Simmons, Tony	WR	1998-2000
Johnson, Charles	WR	2001
Hayes, Donald	WR	2002
Johnson, Bethel	WR	2003-05
Smith, Jonathan	WR	2006
Hernandez, Aaron	TE	2011-12*
Wright, Tim	TE	2014
Harbor, Clay	TE	2016

## - 82 -

Name	Pos.	Years
Whalen, Jim	TE	1965-69
Beer, Tom	TE	1970-72
Hinton, Eddie	WR	1974
Burks, Steve	WR	1975-77
Chandler, Al	TE	1979*
Toler, Ken	WR	1981-82
Weathers, Clarence	WR	1983-84
Williams, Derwin	WR	1985-87
Gadbois, Dennis	WR	1987*
Martin, Sammy	WR	1988-91
Taylor, Gene	WR	1991
Brisby, Vincent	WR	1993-99
Calloway, Chris	WR	2000
Jackson, Curtis	WR	2000
Graham, Daniel	TE	2002-06
Rivers, Marcellus	TE	2007
Spach, Stephen	TE	2007-08
Crumpler, Alge	TE	2010
Gronkowski, Dan	TE	2011
Herman, Brad	TE	2012
Winslow, Kellen	TE	2012
Boyce, Josh	WR	2013-14
Martin, Keshawn	WR	2015
Lengel, Matt	TE	2016
Tomlinson, Eric	TE	2019

## - 83 -

Name	Pos.	Years
Jacobs, Harry	DE-LB	1960-62
Dawson, Bill	TE-DE	1965
Fussell, Tom	DE	1967
Baker, Melvin	WR	1975
Feacher, Ricky	WR	1976
Westbrook, Don	WR	1977-81
Jones, Cedric	WR	1982-90
Coffey, Wayne	WR	1987
Timpson, Michael	WR	1989-94

# PATRIOTS ALL-TIME NUMERICAL ROSTER

Moore, Will	WR	1995
Jells, Dietrich	WR	1996-97
Rutledge, Rod	TE	1998-2001
Branch, Deion	WR	2002-05
Welker, Wes	WR	2007-12
Scruggs, Greg	DE	2016
Allen, Dwayne	TE	2017-18
LaCrosse, Matt	TE	2019
Thomas, Jordan	TE	2020

## - 84 -

Name	Pos.	Years
Graham, Art	WR	1963-68
Knief, Gayle	WR	1970
Bryant, Hubie	WR	1971-72
Stingley, Darryl	WR	1973-77
Harris, Ronnie	WR/KR	1993-94
Jefferson, Shawn	WR	1996-99
Davis, Shockmain	WR	2000
Small, Torrance	WR	2001
Coleman, Fred	WR	2001-02
Baxter, Fred	TE	2003*
Watson, Benjamin	TE	2004-09, 19
Branch, Deion	WR	2010-12
Moe, TJ	WR	2013
Tyms, Brian	WR	2014-15
Patterson, Cordarrelle	WR	2018
Ford, Isaiah	WR	2020

## - 85 -

Name	Pos.	Years
McComb, Don	DE	1960
Atchason, Jack	OE	1960
Buoniconiti, Nick	LB	1962-68
Adams, Julius	DE	1971-85*
Baty, Greg	TE	1987*
Frain, Todd	TE	1987*
Johnson, Steve	TE	1988
Sievers, Eric	TE	1989-90
Cook, Marv	TE	1991-93*
Burke, John	TE	1994-96
Purnell, Lovett	TE	1996-98*
Morey, Sean	WR	1999
Fontenot, Chris	TE	2000
Wiggins, Jermaine	TE	2001
Cleeland, Cameron	TE	2002
Stokes, J.J.	WR	2003
Weaver, Jed	TE	2004
Gabriel, Doug	WR	2006
DeVree, Tyson	TE	2008
Hernandez, Aaron	TE	2010*
Ochocinco, Chad	WR	2011
Lloyd, Brandon	WR	2012
Thompkins, Kenbrell	WR	2013-14
Williams, Michael	TE	2015
Britt, Kenny	WR	2017
Izzo, Ryan	TE	2018-20

## - 86 -

Name	Pos.	Years
Lofton, Oscar	OE	1960
Kimber, Bill	OE	1961

Romeo, Tony	TE	1962-67
Moss, Roland	TE	1971
Windsor, Bob	TE	1972-75
Morgan, Stanley	WR	1977-89
Benson, Mike	WR	1987
Nichols, Ricky	WR	1987
McMurtry, Greg	WR	1990-93
Brown, Troy	WR	1994*
Lee, Kevin	WR	1994-95
Bartrum, Mike	TE	1996-99
Eitzmann, Chris	TE	2000
Bjornson, Eric	TE	2000
Patten, David	WR	2001-04
Dwight, Tim	WR	2005
Thomas, David	TE	2006-08
Baker, Chris	TE	2009
Fells, Daniel	TE	2012
Maneri, Steve	TE	2014*
Derby, AJ	TE	2016
Asiasi, Devin	TE	2020

## - 87 -

Name	Pos.	Years
Long, Mike	OE	1960
Nichols, Bob	TE	1967-68
Jacobs, Ray	DT	1969
Lassiter, Ike	DE	1970-71
White, Jim	DE	1972
Schubert, Steve	WR	1974
Chandler, Al	TE	1976-78*
Jarvis, Ray	WR	1979
Franklin, Arnold	TE	1987
Dawson, Lin	TE	1981-90
Coates, Ben	TE	1991-99
Looker, Dane	WR	2000
Emanuel, Bert	WR	2001
Givens, David	WR	2002-05
Caldwell, Reche	WR	2006
Gronkowski, Rob	TE	2010-18

## - 88 -

Name	Pos.	Years
Berger, Ron	DE	1969-72
Mosier, John	TE	1973
Marshall, Al	WR	1974
Briscoe, Marlin	WR	1976
Pennywell, Carlos	WR	1978-81
Bradshaw, Morris	WR	1982
Ramsey, Derrick	TE	1983-85
Scott, Willie	TE	1986-88
LaFreniere, Bill	WR	1987
Dykes, Hart Lee	WR	1989-90
Griffith, Richard	TE	1993
Frisch, David	TE	1995
President, Andre	TE	1995
Glenn, Terry	WR	1996-2001
Fauria, Christian	TE	2002-05
Brady, Kyle	TE	2007
Aiken, Sam	WR	2008-09
Ballard, Jake	TE	2012
Mulligan, Matthew	TE	2013
Chandler, Scott	TE	2015
Bennett, Martellus	TE	2016, 17
Thomas, Demaryius	WR	2019

## - 89 -

Name	Pos.	Years
Dee, Bob	DE	1960-67

## - 90 -

Name	Pos.	Years
Webster, George	LB	1974-76
Williams, Toby	DE	1983-88
Wichard, Murray	DE	1987
Veris, Garin	DE	1990-91*
Shorts, Peter	DE	1989
White, Reggie	DT/NT	1995
Eaton, Chad	DT	1996-2000
Moore, Marty	LB	2001*
Martin, Steve	DT	2002
Klecko, Dan	DL	2003-05
Smith, Le Kevin	DL	2006-08
Richard, Darryl	DL	2009-10
Edds, A.J.	LB	2011
Koutouvides, Niko	LB	2011-12
Sopoaga, Isaac	DT	2013
Moore, Zach	DL	2014
Branch, Alan	DT	2014*
Brown, Malcom	DL	2015-18
Calhoun, Shilique	LB	2019-20

## - 91 -

Name	Pos.	Years
Crump, George	DE	1982-83
Alexander, Rogers	LB	1987
Lowry, Orlando	LB	1989
Gannon, Chris	DE	1990-93
Walker, Bruce	NT/DT	1994-95
Kopp, Jeff	LB	1999
Hamilton, Bobby	DE	2000-03
Hill, Marquise	DE	2004-06
Ruud, Bo	LB	2008
Pryor, Myron	DL	2009-11
Collins, Jamie	LB	2013-16
Wise Jr., Deatrich	DL	2017-20

## - 92 -

Name	Pos.	Years
Creswell, Smiley	DE	1985
McNeil, Emmanuel	NT	1989
Agnew, Ray	DE	1990-94
Collons, Ferric	DE	1995-99
Nugent, David	DE	2000-01
Washington, Ted	DT	2003
Thomas, Santonio	DL	2007
Brace, Ron	DL	2009*
Moore, Eric	DL	2010*
Warren, Gerard	DL	2010*
Haynesworth, Albert	DL	2011
Bequette, Jake	DE	2012-13
Grissom, Geneo	DL	2015-16*
Harrison, James	LB	2017
Thurman, Nick	DL	2020

# PATRIOTS ALL-TIME NUMERICAL ROSTER

## - 93 -

Name	Pos.	Years
Corsetti, Rico	LB	1987
Jordan, Tim	LB	1987-89
Pitts, Mike	DE	1993-94
Brown, Monty	LB	1996
Stuckey, Shawn	LB	1998
Kuberski, Bob	DT	1999
Dalton, Antico	LB	2000
Seymour, Richard	DE	2001-08
Burgess, Prescott	LB	2009
Murrell, Marques	LB	2010
Carter, Andre	DE	2011
McClain, Terrell	DL	2012
Kelly, Tommy	DL	2013
Sheard, Jabaal	DL	2015-16
Guy, Lawrence	DL	2017-20

## - 94 -

Name	Pos.	Years
Black, Mel	LB	1986*
Ward, David	LB	1989
Roberts, Tim	DE	1995
Scott, Walter	DL	1996
Spires, Greg	DE	1998-2000
Saylor, Jace	DL	2001
Warren, Ty	DL	2003-10
Ellis, Shaun	DE	2011
Francis, Justin	DL	2012
Jones, Chris	DT	2013-14
Jean-Francois, Ricky	DT	2017
Clayborn, Adrian	DE	2018
Mack, Isaiah	DL	2020
Allen, Beau	DL	2020

## - 95 -

Name	Pos.	Years
Reynolds, Ed	LB	1983-91
Sacco, Frank	LB	1987
Sabb, Dwayne	LB	1992-96
Thomas, Henry	DT	1997-2000
Phifer, Roman	LB	2001-04
Banta-Cain, Tully	LB	2005-06, 09-10*
Brown, Kareem	DL	2007

Moore, Rashad	DL	2007
Smith, Kenny	DL	2008
Anderson, Mark	DE	2011
Jones, Chandler	DE	2012-15
Long, Chris	DE	2016
Rivers, Derek	DE	2017-20

## - 96 -

Name	Pos.	Years
Williams, Brent	DE	1986-93
Mangiero, Dino	NT	1987
Jones, Mike	DE	1994-97
Megna, Marc	LB	1999*
Tuitele, Maugaula	LB	2000*
Mitchell, Brandon	DL	2001*
Lyle, Rick	DL	2002-03
Bailey, Rodney	DL	2004
Mallard, Wesly	LB	2005
Thomas, Adalius	LB	2007-09
Cunningham, Jermaine	DE	2010-12
Carter, Andre	DE	2013
Siliga, Sealver	DT	2014-15*
Johnson, Anthony	DT	2016
Kilgo, Darius	DT	2016
Grissom, Geneo	LB	2017-18*
Bower, Tashawn	DL	2020

## - 97 -

Name	Pos.	Years
Hodge, Milford	DE	1986-89
Guzik, John	NT	1987
Smith, Sean	DE	1990-91
Jones, Aaron	DE	1993-95
Wheeler, Mark	DT	1996-98
Grimes, Reggie	DE	2000
Parker, Riddick	DT	2001
Green, Jarvis	DE	2002-09
Brace, Ron	DL	2010-12*
Branch, Alan	DL	2015-17*
Kamalu, Ufomba	DL	2018

## - 98 -

Name	Pos.	Years
Owens, Dennis	NT	1982-86
Edwards, Tim	DE	1992
Johnson, Mario	DL	1993
Barnett, Troy	DE	1994-95
Mitchell, Brandon	DE	1997-2000*
Pleasant, Anthony	DE	2001-03
Traylor, Keith	DT	2004
Brown, Chad	LB	2005, 2007
Crabbe, Shawn	LB	2008-10
Moore, Eric	DL	2011*
Warren, Gerard	DL	2011*
Cohen, Landon	DL	2011
Forston, Marcus	DL	2012-13
Walker, Casey	DL	2014
Flowers, Trey	DL	2015-18
Davis, Carl	DL	2020
Williams, Xavier	DL	2020

## - 99 -

Name	Pos.	Years
Thomas, Ben	DE	1985
Wilburn, Steve	DE	1987
Jeter, Gary	DE	1989
Howard, David	LB	1991-92
Carthen, Jason	LB	1993-94
DeOssie, Steve	LB	1994-95
Crawford, Vernon	LB	1997-99
Megna, Marc	LB	2000*
Turner, T.J.	LB	2001
Ayi, Kole	LB	2001
Holsey, Bernard	DL	2002
Kelley, Ethan	DT	2004
Wright, Mike	DL	2005-11
Scott, Trevor	DE	2012
Buchanan, Michael	DE	2013-14
Easley, Dominique	DL	2015
Valentine, Vincent	DT	2016-17
Cowart, Byron	DL	2019-20

## - N/A -

Name	Pos.	Years
Perkins, Willis	OG	1961

# PATRIOTS ALL-TIME DRAFT

## 2021

Rd	Player	Pk	Pos	College
1	Mac Jones	15	QB	Alabama
2a	Christian Barmore	38	DL	Alabama
2b	(Traded to Cincinnati)	46		
3a	Ronnie Perkins	96	LB	Oklahoma
3b	NA	Forfeited		
4a	Rhamondre Stevenson	120	RB	Oklahoma
4b	(Traded to Cincinnati)	122		
4c	(Traded to Cincinnati)	139		
5	Cameron McGrone	177	LB	Michigan
6a	Joshuah Bledsoe	188	S	Missouri
6b	Will Sherman	197	OL	Colorado
7	Tre Nixon	242	WR	UCF

## 2021 DRAFT NOTES

For more details on all trades involving draft picks, please see trades list on following pages.

- 2a Acquired Cincinnati's second-round pick (38th overall) in a draft-day trade on April 30, 2021, in exchange for a 2021 second-round pick (46th overall) and two fourth-round picks (122nd overall) and (139th overall).
- 4b Acquired Houston's 2021 fourth-round pick (122nd overall) and sixth-round pick (188th overall) in exchange for a 2021 fifth-round pick (158th overall) and 2021 sixth-round pick (195th overall).

## 2020

Rd	Player	Pk	Pos	College
1	(Traded to L.A. Chargers)	23		
2a	Kyle Dugger	37	DB	Lenoir-Rhyne
2b	Josh Uche	60	LB	Michigan
3a	(Traded to Baltimore)	71		
3b	Anfernee Jennings	87	LB	Alabama
3c	Devin Asiasi	91	TE	UCLA
3d	Traded to Baltimore	98		
3e	Traded to Las Vegas	100		
3f	Dalton Keene	101	TE	Virginia Tech
4a	(Traded to N.Y. Jets)	125		
4b	(Traded to N.Y. Jets)	129		
4c	(Traded to Las Vegas)	139		
5a	Justin Rohrwasser	159	K	Marshall
5b	(Traded to Las Vegas)	172		
6a	Mike Onwenu	182	OL	Michigan
6b	Justin Herron	195	OL	Wake Forest
6c	Cass Maluia	204	LB	Wyoming
6d	(Traded to Indianapolis)	212		
6e	(Traded to Indianapolis)	213		
7	Dustin Woodard	230	OL	Memphis

## 2020 DRAFT NOTES

For more details on all trades involving draft picks, please see trades list on following pages.

- 3d, 3e, 6d and 6e were awarded as compensatory selections.
- 1 Acquired the L.A. Chargers 2020 second-round pick (37th overall) and 2020 third-round pick (71st overall) in a draft-day trade on April 23, 2020 in exchange for a 2020 first-round draft pick (23rd overall).
- 2b Acquired Baltimore's 2020 second-round pick (60th overall) and a 2020 fourth-round pick (129th overall) in a

draft-day trade on April 24, 2020 in exchange for two 2020 third-round picks (71st overall) and (98th overall).

- 3c Acquired Las Vegas' 2020 third-round pick (91st overall) and a 2020 fifth-round pick (159th overall) in a draft-day trade on April 24, 2020 in exchange for a 2020 third-round pick (100th overall), 2020 fourth-round pick (139th overall) and 2020 fifth-round pick (172nd overall).
- 3f Acquired N.Y. Jets' 2020 third-round pick (101st overall) in a draft-day trade on April 24, 2020 in exchange for 2020 fourth-round picks (125th overall) and (129th overall) and a 2021 sixth-round draft pick.
- 6a Acquired Indianapolis' 2020 sixth-round pick (182nd overall) in a draft-day trade on April 25, 2020 in exchange for 2020 sixth-round picks (212th overall) and (213th overall).
- 6b Acquired Denver's sixth-round pick (195th overall) on Aug. 31, 2019 in exchange for DB Duke Dawson Jr.
- 6c Acquired Houston's sixth-round draft pick (204th overall) on Aug. 31, 2019 in exchange for DB Keion Crossen.
- 7 Acquired Atlanta's seventh-round draft pick (230th overall) on Aug. 31, 2018 in exchange for DB Jordan Richards.

## 2019

Rd	Player	Pk	Pos	College
1	N'Keal Harry	32	WR	Arizona State
2a	Joejuan Williams	45	CB	Vanderbilt
2b	(Traded to L.A. Rams)	56		
2c	(Traded to Seattle)	64		
3a	(Traded to Chicago)	73		
3b	Chase Winovich	77	DL	Michigan
3c	Damien Harris	87	RB	Alabama
3d	(Traded to L.A. Rams)	97		
3e	Yodny Cajuste	101	OL	West Virginia
4a	Hjalte Froholdt	118	OL	Arkansas
4b	Jarrett Stidham	133	QB	Auburn
4c	(Traded to L.A. Rams)	134		
5a	Byron Cowart	159	DL	Maryland
5b	(Traded to Minnesota)	162		
5c	Jake Bailey	163	P	Stanford
5d	(Traded to Philadelphia)	167		
6	(Traded to Chicago)	205		
7a	(Traded to Minnesota)	239		
7b	(Traded to L.A. Rams)	243		
7c	(Traded to Philadelphia)	246		
7d	Ken Webster	252	DB	Mississippi

## 2019 DRAFT NOTES

For more details on all trades involving draft picks, please see trades list on following pages.

- 3d, 3e, 6 and 7d were awarded as compensatory selections.
- 2a Acquired the L.A. Rams 2019 second-round draft pick (45th overall) in a draft-day trade in exchange for a 2019 second-round draft pick (56th overall) and a 2019 third-round draft pick (101st overall).
- 2c Acquired Seattle's 2019 third-round draft pick (77th overall) and 2019 fourth-round draft pick (118th overall) in a draft day trade on April 26, 2019 in exchange for a 2019 second-round pick (64th overall).
- 3a Acquired Chicago's 2019 third-round draft pick (87th overall) and 2019 fifth-round draft pick (162nd overall) and a 2020 fourth-round draft pick in a draft day trade on April

# PATRIOTS ALL-TIME DRAFT

- 26, 2019 in exchange for a 2019 third-round draft pick (73rd overall) and 2019 sixth-round draft pick (205th overall).
- 3c Acquired the L.A. Rams 2019 third-round pick (101st overall) and 2019 fourth-round pick (133rd overall) in a draft day trade on April 27, 2019 in exchange for a 2019 third-round pick (97th overall) and 2019 fifth-round pick (162nd overall). The Patriots had traded the 101st pick to the Rams in an earlier draft day trade.
- 5c Acquired Philadelphia's 2019 fifth-round draft pick (163rd overall) in a draft day trade on April 27, 2019 in exchange for a 2019 fifth-round (167th overall) and a 2019 seventh-round draft pick (246th overall).
- 5d Acquired Minnesota's 2019 fifth-round draft pick (159th overall) in a draft day trade on April 27, 2019 in exchange for a 2019 fifth-round draft pick (162nd overall) and a 2019 seventh-round pick (239th overall).

## 2018

Rd	Player	Pk	Pos	College
1a	Isaiah Wynn	23	OL	Georgia
1b	Sony Michel	31	RB	Georgia
2a	(Traded to Detroit)	43		
2b	(Traded to Chicago)	51		
2c	Duke Dawson	56	DB	Florida
2d	(Traded to Tampa Bay)	63		
3	(Traded to San Francisco)	95		
4a	(Traded to Cleveland)	105		
4b	(Traded to Detroit)	114		
4c	(Traded to Tampa Bay)	117		
4d	(Traded to Philadelphia)	131		
4e	(Traded to L.A. Rams)	136		
5a	Ja'Whaun Bentley	143	LB	Purdue
5b	(Traded to Oakland)	159		
5c	(Traded to Seattle)	168		
6a	Christian Sam	178	LB	Arizona State
6b	(Traded to Kansas City)	198		
6c	(Traded to Cleveland)	205		
6d	Braxton Berrios	210	WR	Miami (Fla.)
7a	Danny Eting	219	QB	Louisiana State
7b	(Traded to Philadelphia)	233		
7c	Keion Crossen	243	DB	Western Carolina
7d	(Traded to Cincinnati)	249		
7e	Ryan Izzo	250	TE	Florida State

## 2018 DRAFT NOTES

For more details on all trades involving draft picks, please see trades list on following pages.

4e was awarded as a compensatory selection.

- 1a Acquired the L.A. Rams 2018 first-round draft pick (23 overall) and a 2018 sixth-round draft pick (198 overall) in a trade on April 4, 2018 in exchange for WR Brandin Cooks and a 2018 fourth-round draft pick (136 overall).
- 2a Acquired San Francisco's 2018 second-round draft pick (43 overall) in a trade on Oct. 31, 2017 in exchange for QB Jimmy Garoppolo, which was then traded to Detroit in a draft day trade on April 27, 2018 in exchange for a 2018 second-round draft pick (51 overall) and a 2018 fourth-round draft pick (117 overall).
- 2b Pick traded to Chicago in a draft day trade on April 27, 2018 in exchange for a 2018 fourth-round draft pick (105 overall) and a 2019 second-round draft pick.
- 2c Acquired Tampa Bay's 2018 second-round draft pick (56 overall) in a draft day trade on April 27, 2017 in exchange for a 2018 second-round draft pick (63 overall) and a 2018 fourth-round draft pick (117 overall).

- 3 Pick traded to San Francisco in a draft day trade on April 27, 2018 in exchange for OL Trent Brown and a 2018 fifth-round draft pick (143 overall).
- 4a Pick traded to Cleveland in a draft day trade on April 28, 2018 in exchange for a 2018 fourth-round draft pick (114 overall) and a 2018 sixth-round draft pick (178 overall).
- 4b Pick traded to Detroit in a draft day trade on April 28, 2018 in exchange for a 2019 third-round draft pick.
- 4d Pick traded to Philadelphia on Sept. 7, 2016 in exchange for DB Eric Rowe.
- 5b Pick traded to Oakland on March 19, 2018 in exchange for WR Cordarrelle Patterson and a 2018 sixth-round draft pick (210 overall).
- 5c Pick traded to Seattle along with a 2018 seventh-round draft pick (250 overall), that was originally acquired from Seattle on Sept. 1, 2017 in exchange for DB Justin Coleman, in exchange for DE Cassius Marsh on Sept. 2, 2017.
- 6b Pick traded to Kansas City in a draft day trade on April 28, 2018 in exchange for Kansas City's two 2018 seventh-round draft picks (233 and 243 overall).
- 6c Pick traded to Cleveland on March 15, 2018 in exchange for CB Jason McCourty and a 2018 seventh-round draft pick (219 overall).
- 7d Pick traded to Cincinnati on Aug. 29, 2017 in exchange for LB Marquis Flowers.
- 7e Acquired from Philadelphia along with a 2019 seventh-round draft pick in a draft day trade in exchange for a 2018 seventh-round draft pick (233 overall).

## 2017

Rd	Player	Pk	Pos	College
1	(Traded to New Orleans)	32		
2	(Traded to Carolina)	64		
3a	(Traded to Tennessee)	72		
3b	Derek Rivers	83	DE	Youngstown State
3c	Tony Garcia	85	OL	Troy
3d	(Traded to Detroit)	96		
3c	(Traded to New Orleans)	103		
4a	NA	Forfeited		
4b	(Traded to Detroit)	124		
4c	Deatrich Wise Jr.	131	DE	Arkansas
4d	(Traded to Indianapolis)	137		
5a	(Awarded to Buffalo)	163		
5b	(Traded to Cleveland)	175		
5c	(Traded to Kansas City)	183		
6a	(Traded to Tennessee)	200		
6b	Conor McDermott	211	OL	UCLA
6c	(Traded to Detroit)	215		
6d	(Traded to Dallas)	216		
7a	(Traded to Dallas)	239		
7b	(Traded to Detroit)	250		

## 2017 DRAFT NOTES

For more details on all trades involving draft picks, please see trades list on following pages.

5c was awarded as a compensatory selection.

- 1 Pick traded to New Orleans along with No. 103 overall on March 11, 2017, in exchange for WR Brandin Cooks and New Orleans' 2017 fourth-round pick (118 overall). New England obtained Cleveland's 2017 third-round compensatory pick (103 overall) in an exchange for LB Jamie Collins on Oct. 31, 2016. The Patriots forfeited the highest of their 2017 fourth-round picks.



# PATRIOTS ALL-TIME DRAFT

## 2017 (CONT.)

- 2 Pick traded to Carolina on March 11, 2017, in exchange for DE Kony Ealy and Carolina's 2017 third-round draft pick (72 overall).
- 3a Pick traded to Tennessee in a draft day trade on April 28, 2017, along with a Patriots sixth-round pick (200 overall) in exchange for a Tennessee 2017 third-round pick (83 overall) and fourth-round pick (124 overall).
- 4b Acquired in a draft day trade with Seattle on April 30, 2016, along with a Seattle 2016 seventh-round pick (225 overall) in exchange for the Patriots 2016 fifth-round pick (147 overall) and their 2016 seventh-round pick (243 overall).
- 4c Pick traded to Indianapolis on March 9, 2017, in exchange for TE Dwayne Allen and a 2017 sixth-round draft pick (200 overall).
- 5a Pick awarded to Buffalo after the Patriots signed restricted free agent RB Mike Gillislee on April 24, 2017.
- 5b Pick traded to Cleveland on Aug. 25, 2016, in exchange for LB Barkevious Mingo.
- 5c Acquired TE James O'Shaughnessy and a 2017 sixth-round draft pick (216 overall) in a draft day trade with Kansas City in exchange for a 2017 fifth-round draft pick (183 overall).
- 6c Pick traded to Detroit on Oct. 25, 2016, in exchange for LB Kyle Van Noy and Detroit's 2017 seventh-round pick (239 overall).
- 6d Pick traded to Dallas in a draft day trade on April 29, 2017, along with a 2017 seventh-round draft pick (239 overall) in exchange for a 2017 sixth-round pick (216 overall) and seventh-round pick (239 overall).
- 7b Pick traded to Detroit in exchange for TE Michael Williams on Aug. 26, 2015.

## 2016

Rd	Player	Pk	Pos	College
1	Forfeited	29		
2	Cyrus Jones	60	CB	Alabama
3a	Joe Thuney	78	OL	North Carolina St.
3b	Jacoby Brissett	91	QB	North Carolina St.
3c	Vincent Valentine	96	DT	Nebraska
4a	Malcolm Mitchell	112	WR	Georgia
4b	(Traded to Chicago)	127		
5a	(Traded to Seattle)	147		
5b	(Traded to Houston)	166		
6a	(Traded to Miami)	196		
6b	(Traded to Miami)	204		
6c	Kamu Grugier-Hill	208	S	Eastern Illinois
6d	Elandon Roberts	214	LB	Houston
6e	Ted Karras	221	G	Illinois
7a	Devin Lucien	225	WR	Arizona State
7b	(Traded to Seattle)	243		
7c	(Traded to Miami)	250		

## 2016 DRAFT NOTES

For more details on all trades involving draft picks, please see trades list on following pages.

- 3c, 6c, 6d and 6e were awarded as compensatory selections.
- 3a Acquired New Orleans 2016 third-round pick (78 overall) and fourth-round pick (112 overall) in a 2016 draft day

trade in exchange for the Patriots 2016 second-round pick (61 overall).

- 2b Acquired Arizona's 2016 second-round pick (61 overall) and G Jonathan Cooper in exchange for DE Chandler Jones on March 13, 2016.
- 5a Acquired Miami's 2016 fifth-round pick (147 overall) in a 2016 draft day trade in exchange for two of the Patriots 2016 sixth-round picks (196 overall and 204 overall) and the Patriots 2016 seventh-round pick (250 overall).
- 5b Pick traded to Houston in exchange for WR Keshawn Martin and a 2016 sixth-round pick (196 overall) on Sept. 17, 2015.
- 6b Pick traded to Chicago in exchange for LB Jonathan Bostic on Sept. 29, 2015, and then re-obtained in a trade with Chicago on March 17, 2016, for TE Martellus Bennett in exchange for the Patriots 2016 fourth-round pick (127 overall).
- 7a Acquired Seattle's 2016 seventh-round pick (225 overall) and Seattle's 2017 fourth-round pick in a draft day trade in exchange for the Patriots 2016 fifth-round pick (147 overall) and the Patriots 2016 seventh-round pick (243 overall).
- 7b Acquired Houston's 2016 seventh-round draft pick in exchange for QB Ryan Mallett on Aug. 31, 2014.

## 2015

Rd	Player	Pk	Pos	College
1	Malcolm Brown	32	DL	Texas
2	Jordan Richards	64	DB	Stanford
3a	(Traded to Cleveland)	96		
3b	Geneo Grissom	97	DL	Oklahoma
4a	Trey Flowers	101	DL	Arkansas
4b	Tre' Jackson	111	G	Florida State
4c	Shaq Mason	131	OL	Georgia Tech
5a	(Traded to Green Bay)	147		
5b	Joe Cardona	166	LS	Navy
6a	Matthew Wells	178	LB	Mississippi State
6b	AJ Derby	202	TE	Arkansas
7a	(Traded to Cleveland)	219		
7b	Darryl Roberts	247	DB	Marshall
7c	Xzavier Dickson	253	DL	Alabama

## 2015 DRAFT NOTES

For more details on all trades involving draft picks, please see trades list on following pages.

- 3b and 7c were awarded as compensatory selections
- 4b Acquired Cleveland's 2015 fourth round pick (111 overall), fifth round pick (147 overall) and sixth round pick (202 overall) in a 2015 draft day trade in exchange for the Patriots 2015 third round pick (96 overall) and the Patriots seventh round pick (219 overall).
- 5b Acquired Green Bay's 2015 fifth round pick (166th overall) and seventh round pick (247th overall) in a 2015 draft day trade in exchange for the Patriots 2015 fifth round pick (147th overall).

# PATRIOTS ALL-TIME DRAFT

## 2014

Rd	Player	Pk	Pos	College
1	Dominique Easley	29	DL	Florida
2	Jimmy Garoppolo	62	QB	Eastern Illinois
3	(Traded to Jacksonville)	93		
4a	Bryan Stork	105	OL	Florida State
4b	James White	130	RB	Wisconsin
4c	Cameron Fleming	140	OL	Stanford
5	(Traded to Philadelphia)	169		
6a	Jon Halapio	179	OL	Florida
6b	Zach Moore	198	DL	Concordia-St. Paul
6c	Jemea Thomas	206	DB	Georgia Tech
7	Jeremy Gallon	244	WR	Michigan

### 2014 DRAFT NOTES

For more details on all trades involving draft picks, please see trades list on following pages.

4c was awarded as a compensatory draft choice.

- Acquired Jacksonville's 2014 fourth round pick (105 overall) and sixth round pick (179 overall) during a 2014 draft day trade on May 9, 2014 in exchange for the Patriots 2014 third round pick (93 overall).
- Pick traded to Philadelphia on Oct. 29, 2013, in exchange for DL Isaac Sopoaga and a 2014 sixth-round draft pick (198 overall).

## 2013

Rd	Player	Pk	Pos	College
1	(Traded to Minnesota)	29		
2a	Jamie Collins	52	LB	Southern Miss.
2b	Aaron Dobson	59	WR	Marshall
3a	Logan Ryan	83	CB	Rutgers
3b	Duron Harmon	91	DB	Rutgers
4a	Josh Boyce	102	WR	Texas Christian
4b	(Traded to Tampa Bay)	126		
5	(Traded to Washington)	162		
6	(Traded to Cincinnati)	197		
7a	Michael Buchanan	226	DL	Illinois
7b	(Traded to Tampa Bay)	229		
7c	Steve Beauharnais	235	LB	Rutgers

### 2013 DRAFT NOTES

For more details on all trades involving draft picks, please see trades list on following pages.

- Acquired Minnesota's 2013 second-round pick (52 overall), third-round pick (83 overall), fourth-round pick (102 overall) and seventh-round pick (229 overall) during a 2013 draft day trade on April 25 in exchange for the Patriots 2013 first-round pick (29 overall).
- Pick traded to Tampa Bay on Nov. 1, 2012 in exchange for CB Aqib Talib and a 2013 seventh-round pick.
- Pick traded to Washington on July 29, 2011 in exchange for DL Albert Haynesworth.

- Pick traded to Cincinnati on July 29, 2011 in exchange for WR Chad Ochocinco.
- The Patriots acquired RB LeGarrette Blount in a draft day trade with Tampa Bay on April 27, 2013 in exchange for RB Jeff Demps and a 2013 seventh-round pick (229 overall).

## 2012

Rd	Player	Pk	Pos	College
1a	Chandler Jones	21	DE	Syracuse
1b	Don'ta Hightower	25	LB	Alabama
2a	Tavon Wilson	48	DB	Illinois
2b	(Traded to Green Bay)	62		
3a	Jake Bequette	90	DE	Arkansas
3b	(Traded to Cincinnati)	93		
4	(Traded to Denver)	126		
5	(Traded to Green Bay)	163		
6	Nate Ebner	197	DB	Ohio State
7a	Alfonzo Dennard	224	CB	Nebraska
7b	Jeremy Ebert	235	WR	Northwestern

### 2012 DRAFT NOTES

For more details on all trades involving draft picks, please see trades list on following pages.

- Acquired Cincinnati's 2012 first-round pick in exchange for the Patriots 2012 first-round pick (27 overall) and the Patriots 2012 third-round pick (93 overall).
- Acquired Denver's 2012 first-round pick in exchange for the Patriots 2012 first-round pick (31 overall) and the Patriots 2012 fourth-round pick (126 overall).
- Pick traded to Green Bay for a 2012 third-round pick (90 overall) and a 2012 fifth-round pick (163 overall).
- Pick traded to Cincinnati along with a 2012 first-round pick (27 overall) in exchange for Cincinnati's 2012 first-round pick (21 overall).
- Pick traded to Denver along with a 2012 first-round pick (31 overall in exchange for Denver's first-round pick (25 overall).

## 2011

Rd	Player	Pk	Pos	College
1a	Nate Solder	17	OL	Colorado
1b	(Traded to New Orleans)	28		
2a	Ras-I Dowling	33	DB	Virginia
2b	Shane Vereen	56	RB	California
2c	(Traded to Houston)	60		
3a	Stevan Ridley	73	RB	Louisiana State
3b	Ryan Mallett	74	QB	Arkansas
3c	(Traded to Oakland)	92		
4	(Traded to Oakland)	125		
5a	Marcus Cannon	138	OL	Texas Christian
5b	Lee Smith	159	TE	Marshall
6a	(Traded to Philadelphia)	193		
6b	Markell Carter	194	LB	Central Arkansas
7	Malcolm Williams	219	DB	Texas Christian

# PATRIOTS ALL-TIME DRAFT

## 2011 (CONT.)

### 2011 DRAFT NOTES

For more details on all trades involving draft picks, please see trades list on following pages.

- 1b Pick traded to New Orleans for 2012 first-round pick and a 2011 second-round pick (56 overall).
- 2c Pick traded to Houston for 2011 third-round choice (73 overall) and 2011 fifth-round pick (138 overall).
- 3c Pick traded to Oakland for 2012 second-round choice and 2011 seventh-round pick (219 overall).
- 6a Pick traded to Philadelphia for sixth-round choice (194 overall).

## 2010

Rd	Player	Pk	Pos	College
1a	(Traded to Denver)	22		
1b	(Traded to Dallas)	24		
1c	Devin McCourty	27	CB	Rutgers
2a	Rob Gronkowski	42	TE	Arizona
2b	(Traded to Oakland)	44		
2c	(Traded to Arizona)	47		
2d	Jermaine Cunningham	53	LB	Florida
2e	(Traded to Houston)	58		
2f	Brandon Spikes	62	LB	Florida
3a	(Traded to Carolina)	89		
3b	Taylor Price	90	WR	Ohio University
4a	Aaron Hernandez	113	TE	Florida
4b	(Traded to Dallas)	119		
5	Zoltan Mesko	150	P	Michigan
6a	(Traded to Oakland)	190		
6b	Ted Larsen	205	OL	N.C. State
7a	Thomas Welch	208	OL	Vanderbilt
7b	(Traded to Washington)	229		
7c	(Traded to Washington)	231		
7d	Brandon Deaderick	247	DL	Alabama
7e	Kade Weston	248	DL	Georgia
7f	Zac Robinson	250	QB	Oklahoma St.

### 2010 DRAFT NOTES

For more details on all trades involving draft picks, please see trades list on following pages.

- 6b, 7d, 7e, 7f were awarded as compensatory draft choices.
- 1a Pick traded to Denver in exchange for a 2010 first-round pick (24 overall) and a 2010 fourth-round pick (113 overall).
- 1c Pick acquired from Dallas with their 2010 third-round (90 overall) pick in exchange for a 2010 first-round pick (24 overall) and a 2010 fourth-round pick (119 overall).
- 2a Pick acquired from Oakland in exchange for the Patriots 2010 second-round pick (44 overall) and their 2010 sixth-round pick (190 overall).
- 2c Pick traded to Arizona in exchange for a 2010 second-round pick (58 overall) and a 2010 third-round pick (89 overall). Pick was originally acquired from Tennessee in a 2009

draft-day trade.

- 2e Pick traded to Houston in exchange for a 2010 second-round pick (62 overall) and a fifth-round pick (150 overall). Pick was originally acquired from Arizona in previously mentioned trade.
- 3a Pick traded to Carolina in exchange for a 2011 second-round pick. Pick was originally acquired from Arizona in previously mentioned trade.
- 7a Pick acquired from Washington in exchange for two 2010 seventh-round picks (229 and 231 overall).

## 2009

Rd	Player	Pk	Pos	College
1	(Traded to Baltimore)	23		
2a	Patrick Chung	34	S	Oregon
2b	Ron Brace	40	DL	Boston College
2c	Darius Butler	41	DB	Connecticut
2d	Sebastian Vollmer	58	OL	Houston
3a	Brandon Tate	83	WR	North Carolina
3b	Tyrone McKenzie	97	LB	South Florida
4	Rich Ohrnberger	123	OL	Penn State
5a	(Traded to Philadelphia for WR Greg Lewis)			
5b	George Bussey	170	OL	Louisville
6a	Jake Ingram	198	LS	Hawaii
6b	Myron Pryor	207	DL	Kentucky
7a	Julian Edelman	232	WR	Kent State
7b	Darryl Richard	234	DL	Georgia Tech

### 2009 DRAFT NOTES

For more details on all trades involving draft picks, please see trades list on following pages.

- 3b, 5 and 6b were awarded as compensatory draft choices.
- 1 Pick traded to Baltimore for a 2009 first-round pick (26 overall) and a 2009 fifth-round pick (162 overall). The Patriots used subsequent trades to turn those picks into selections 2c, 3a and 7a in addition to a 2010 second-round choice.
- 2a Pick acquired from Kansas City in exchange for QB Matt Cassel and LB Mike Vrabel.
- 2b Pick acquired from Oakland in exchange for a 2009 second-round pick (47 overall), a 2009 fourth-round pick (124 overall) and a 2009 sixth-round pick (199 overall).
- 2c Pick acquired from Green Bay along with two 2009 third-round picks (73 overall and 83 overall) in exchange for a 2009 first-round pick (26 overall) and a 2009 fifth-round pick (162 overall).
- 3a Pick acquired from Green Bay along with a 2009 second-round pick (41 overall) and a 2009 third-round pick (73 overall) in exchange for a 2009 first-round pick (26 overall) and a 2009 fifth-round pick (162 overall).
- 4 Pick acquired from Baltimore along with a 2009 sixth-round selection (198 overall) in exchange for two 2009 fifth-round selections (137 overall and 141 overall) that had been acquired from Philadelphia in exchange for CB Ellis Hobbs.
- 6a Pick acquired from Baltimore along with a 2009 fourth-

# PATRIOTS ALL-TIME DRAFT

round selection (123 overall) in exchange for two 2009 fifth-round selections (137 overall and 141 overall) that had been acquired from Philadelphia in exchange for CB Ellis Hobbs.

- 7a Pick acquired from Jacksonville along with a 2010 second-round pick in exchange for a 2009 third-round pick (73 overall).

## 2008

Rd	Player	Pk	Pos	College
1	Jerod Mayo	10	LB	Tennessee
2	Terrence Wheatley	62	CB	Colorado
3a	Shawn Crable	78	LB	Michigan
3b	Kevin O'Connell	94	QB	San Diego State
4	Jonathan Wilhite	129	CB	Auburn
5	Matthew Slater	153	WR	UCLA
6	Bo Ruud	197	LB	Nebraska

### 2008 DRAFT NOTES

For more details on all trades involving draft picks, please see trades list on following pages.

- 1 Pick acquired from New Orleans along with a 2008 third-round selection (78 overall - LB Shawn Crable) in exchange for a 2008 first-round selection (7 overall) and a 2008 fifth-round selection (164 overall).
- 3a Pick acquired from New Orleans along with a 2008 first-round selection (10 overall - LB Jerod Mayo) in exchange for a 2008 first-round selection (7 overall) and a 2008 fifth-round selection (164 overall).
- 5 Pick acquired from Tampa Bay in exchange for a 2008 fifth-round selection (160 overall) and a 2008 seventh-round selection (238 overall).

## 2007

Rd	Player	Pk	Pos	College
1	Brandon Meriweather	24	DB	Miami (Fla.)
2	(To Miami as part of trade for WR Wes Welker)			
4a	(To Oakland in exchange for WR Randy Moss)			
4b	Kareem Brown	127	DL	Miami (Fla.)
5	Clint Oldenburg	171	T	Colorado State
6a	Justin Rogers	180	LB	Southern Methodist
6b	Mike Richardson	202	CB	Notre Dame
6c	Justise Hairston	208	RB	Central Connecticut
6d	Corey Hilliard	209	T	Oklahoma State
7a	Oscar Lua	211	LB	Southern Cal
7b	(To Miami as part of trade for WR Wes Welker)			
7c	Mike Elgin	247	G/C	Iowa

### 2007 DRAFT NOTES

For more details on all trades involving draft picks, please see trades list on following pages.

- 5, 6c, 6d and 7c were awarded as compensatory draft choices.
- 1 Pick acquired from Seattle in exchange for WR Deion Branch.
- 4a Pick acquired from San Francisco along with a 2008 first-round selection in exchange for a 2007 first-round selection

(28 overall).

- 6a Pick acquired from Arizona in exchange for T Brandon Gorin.

- 7a Pick Acquired from Oakland along with a 2008 third-round selection in exchange for a 2007 third-round selection (91 overall).

## 2006

Rd	Player	Pk	Pos	College
1	Laurence Maroney	21	RB	Minnesota
2	Chad Jackson	36	WR	Florida
3	David Thomas	86	TE	Texas
4a	Garrett Mills	106	FB	Tulsa
4b	Stephen Gostkowski	118	K	Memphis
5	Ryan O'Callaghan	136	T	California
6a	Jeremy Mincey	191	LB	Florida
6b	Dan Stevenson	205	G	Notre Dame
6c	Le Kevin Smith	206	DL	Nebraska
7	Willie Andrews	229	DB	Baylor

### 2006 DRAFT NOTES

6b and 6c were awarded as compensatory draft choices.

- 2 Pick acquired from Green Bay in exchange for a 2006 second-round pick (52 overall) and a 2006 third-round pick (75 overall)
- 4a Pick acquired from Detroit in exchange for a 2005 fifth-round pick (145 overall) and a 2005 sixth-round pick (206 overall).
- 5 Pick acquired from Oakland along with a 2005 seventh-round pick (230 overall) in exchange for a 2005 sixth-round pick (175 overall).

## 2005

Rd	Player	Pk	Pos	College
1	Logan Mankins	32	OL	Fresno State
3a	Ellis Hobbs	84	CB	Iowa State
3b	(To Arizona as part of trade for CB Duane Starks)			
3c	Nick Kaczur	100	T	Toledo
4	James Sanders	133	S	Fresno State
5a	(To Arizona as part of trade for CB Duane Starks)			
5b	Ryan Claridge	170	LB	Nevada-Las Vegas
7a	Matt Cassel	230	QB	Southern Cal
7b	Andy Stokes	255	TE	William Penn

### 2005 DRAFT NOTES

3c, 5b and 7b were awarded as compensatory draft choices.

- 3a Pick acquired from Baltimore along with a 2005 sixth-round choice (195 overall) and a 2006 third-round choice in exchange for a 2005 second-round choice (64 overall).
- 7a Pick acquired from Oakland along with a 2006 fifth-round choice (136 overall) in exchange for a 2005 sixth-round choice (175 overall).

# PATRIOTS ALL-TIME DRAFT

## 2004

Rd	Player	Pk	Pos	College
1a	Vince Wilfork	21	DT	Miami (Fla.)
1b	Benjamin Watson	32	TE	Georgia
2a	(To Cincinnati in exchange for RB Corey Dillon)			
2b	Marquise Hill	63	DE	Louisiana State
3	Guss Scott	95	S	Florida
4a	Dexter Reid	113	S	North Carolina
4b	Cedric Cobbs	128	RB	Arkansas
5	P.K. Sam	164	WR	Florida State
6	(To Pittsburgh in compensation for RFA Rodney Bailey)			
7	Christian Morton	233	CB	Illinois

### 2004 DRAFT NOTES

- 1a Pick acquired from Baltimore along with a 2003 second-round pick (41 overall) in exchange for a 2003 first round selection (19 overall).
- 4a Pick acquired from New Orleans along with a 2003 third-round pick (78 overall) and a 2003 seventh-round choice (239 overall) in exchange for S Tebucky Jones.

## 2003

Rd	Player	Pk	Pos	College
1	Ty Warren	13	DT	Texas A&M
2a	Eugene Wilson	36	CB	Illinois
2b	Bethel Johnson	45	WR	Texas A&M
4a	Dan Klecko	117	DT	Temple
4b	Asante Samuel	120	CB	Central Florida
5	Dan Koppen	164	C	Boston College
6	Kliff Kingsbury	201	QB	Texas Tech
7a	Spencer Nead	234	TE	BYU
7b	Tully Banta-Cain	239	LB	California
7c	Ethan Kelley	243	DT	Baylor

### 2003 DRAFT NOTES

- 1 Pick acquired from Chicago for the Patriots 2003 first-round pick (14 overall) and a 2003 sixth-round pick (193 overall).
- 2a Pick acquired from the Houston Texans along with a 2003 fourth-round pick (117 overall) for a 2003 second-round pick (41 overall) and a 2003 third-round pick (75 overall).
- 2b Pick acquired from the Carolina Panthers for a 2003 second-round pick (50 overall) and a 2003 fourth-round pick (120 overall).
- 4a Pick acquired from the Houston Texans along with a 2003 second-round pick (36 overall) for a 2003 second-round pick (41 overall) and a 2003 third-round pick (75 overall).
- 4b Pick acquired from Denver for a 2003 fourth-round pick (128 overall) and a 2003 fifth-round pick (157 overall).
- 5 Pick acquired from the Tennessee Titans along with a 2003 sixth-round pick (201 overall) and a 2003 seventh-round pick (243 overall) for a 2003 fifth-round pick (154 overall) and a 2003 seventh-round pick (225 overall).
- 6 Pick acquired from the Tennessee Titans along with a 2003 fifth-round pick (164 overall) and a 2003 seventh-round pick (243 overall) for the a 2003 fifth-round pick (154 overall) and a 2003 seventh-round pick (225 overall).

- 7b Pick acquired from New Orleans along with a 2003 third-round pick (78 overall) and a 2004 fourth-round pick for Tebucky Jones.
- 7c Pick acquired from the Tennessee Titans with a 2003 fifth-round pick (164 overall) and a 2003 sixth-round pick (201 overall) for the Patriots 2003 fifth-round pick (154 overall) and a 2003 seventh-round pick (225 overall).

## 2002

Rd	Player	Pk	Pos	College
1	Daniel Graham	21	TE	Colorado
2	Deion Branch	65	WR	Louisville
4a	Rohan Davey	117	QB	LSU
4b	Jarvis Green	126	DE	LSU
7a	Antwoine Womack	237	RB	Virginia
7b	David Givens	253	WR	Notre Dame

### 2002 DRAFT NOTES

- 1 Pick acquired from Washington for the Patriots first-round pick (32nd overall), third-round pick (96th) and seventh-round pick (234th) of the 2002 draft.
- 4a Pick obtained from the Denver Broncos in exchange for the Patriots 2002 fourth-round pick (131st overall) and fifth-round (144th).
- 4b Pick acquired from Green Bay for WR Terry Glenn.
- 7a Pick obtained from the Dallas Cowboys, along with 2003 fifth-round choice, in exchange for the Patriots 2002 fifth-round pick (168th overall).

## 2001

Rd	Player	Pk	Pos	College
1	Richard Seymour	6	DT	Georgia
2	Matt Light	48	OL	Purdue
3	Brock Williams	86	CB	Notre Dame
4a	Kenyatta Jones	96	OL	South Florida
4b	Jabari Holloway	119	TE	Notre Dame
5	Hakim Akbar	163	S	Washington
6a	Arther Love	180	TE	South Carolina State
6b	Leonard Myers	200	CB	Miami (Fla.)
7a	Owen Pochman	216	K	Brigham Young
7b	T.J. Turner	239	LB	Michigan State

### 2001 DRAFT NOTES

- 5, 6b and 7b denote compensatory picks obtained from the NFL.
- 2 Pick acquired from Detroit for a 2001 second-round (50 overall, from Pittsburgh) pick and a sixth-round (173 overall, from San Francisco) pick
- 3 Pick acquired from Minnesota (NE trades third round selection - 69 overall to Minnesota for their third-round pick - 86 overall and fourth round selection - 119 overall)
- 4a Pick acquired from San Diego (NE trades fourth round selection - 112 overall and fifth round selection - 139 overall to San Diego for their fourth-round pick - 96th overall)
- 4b Pick from Minnesota in previously mentioned trade
- 6a Pick acquired from Detroit (NE trades fifth round selection-149 overall to Detroit for their sixth-round pick-180 overall and their seventh-round pick-216 overall)

# PATRIOTS ALL-TIME DRAFT

## 2000

Rd	Player	Pk	Pos	College
1	Pick to N.Y. Jets	16		
2	Adrian Klemm	46	T	Hawaii
3	J.R. Redmond	76	RB	Arizona State
4	Greg Robinson-Randall	127	T	Michigan State
5a	Dave Stachelski	141	TE	Boise State
5b	Jeff Marriott	161	DT	Missouri
6a	Antwan Harris	187	CB	Virginia
6b	Tom Brady	199	QB	Michigan
6c	David Nugent	201	DT	Purdue
7a	(Pick to San Francisco from Philadelphia)			
7b	Casey Tisdale	226	LB	New Mexico
7c	Patrick Pass	239	RB	Georgia

### 2000 DRAFT NOTES

- 1 Awarded to N.Y. Jets in compensation for Bill Belichick.
- 4, 6b, 6c and 7c denote compensatory picks obtained from the NFL.
- 5b From the St. Louis Rams for DE Mike Jones
- 7a Pick acquired from Philadelphia for WR Dietrich Jells, then traded to San Francisco for a sixth-round pick in 2001.

## 1999 SUPPLEMENTAL DRAFT

Rd	Player	Pk	Pos	College
4	J'Juan Cherry		CB	Arizona State

## 1999

Rd	Player	Pk	Pos	College
1a	Damien Woody	17	C	Boston College
1b	Choice to Seattle	20		
1c	Andy Katzenmoyer	28	LB	Ohio State
2a	Kevin Faulk	46	RB	LSU
2b	Pick to Tennessee	52		
3a	Pick to Seattle	82		
3b	Tony George	91	DB	Florida
4a	Pick to Tennessee	117		
5	Derrick Fletcher	154	OL	Baylor
6a	Marcus Washington	180	DB	Colorado
6b	Pick to Seattle	191		
7a	Michael Bishop	227	QB	Kansas State
7b	Sean Morey	241	WR	Brown

### 1999 DRAFT NOTES

- 1b Pick to Seattle - (NE trades picks-20th, 82nd and 191st overall for Seattle's 1999 first-round pick-17th overall)
- 1c From N.Y. Jets in compensation for Bill Parcells
- 2b Pick to Tennessee - (NE trades picks-52nd and 117th overall for Tennessee's 1999 second-round pick-46th overall)
- 3b From Minnesota Vikings in a trade for CB Jimmy Hitchcock
- 6a From Baltimore Ravens in a trade for TE Lovett Purnell
- 7b From the NFL as compensation for losing free agent FBs Keith Byars and Sam Gash

## 1998

Rd	Player	Pk	Pos	College
1a	Robert Edwards	18	RB	Georgia
1b	Tebucky Jones	22	DB	Syracuse
2a	Tony Simmons	52	WR	Wisconsin
2b	Rod Rutledge	54	TE	Alabama
3a	Chris Floyd	81	FB	Michigan
3b	Greg Spires	83	DE	Florida State
4	Leonta Rheams	115	DT	Houston
5	Ron Merkerson	145	LB	Colorado
6	Harold Shaw	176	RB	Southern Mississippi
7	Jason Andersen	211	OL	Brigham Young

### 1998 DRAFT NOTES

- 1a From N.Y. Jets in compensation for Curtis Martin
- 2a From N.Y. Jets in compensation for Bill Parcells
- 3a From N.Y. Jets in compensation for Curtis Martin

## 1997

Rd	Player	Pk	Pos	College
1	Chris Canty	29	DB	Kansas State
2	Brandon Mitchell	59	DT	Texas A&M
3a	Sedrick Shaw	61	RB	Iowa
3b	Chris Carter	89	DB	Texas
4a	Damon Denson	97	OL	Michigan
4b	Ed Ellis	125	OL	Buffalo
5	Vernon Crawford	159	LB	Florida State
6	Tony Gaiter	192	WR	Miami (Fla.)
7	Scott Rehberg	230	OL	Central Michigan

### 1997 DRAFT NOTES

- 3a From N.Y. Jets in compensation for Bill Parcells
- 4a From N.Y. Jets in compensation for Bill Parcells

## 1996

Rd	Player	Pk	Pos	College
1	Terry Glenn	7	WR	Ohio State
2a	Lawyer Milloy	36	DB	Washington
2b	Pick to Oakland			
3a	Pick to Kansas City			
3b	Pick to Detroit			
3c	Tedy Bruschi	86	LB	Arizona
4a	Heath Irwin	101	G	Colorado
4b	Chris Sullivan	119	DE	Boston College
4c	Kantroy Barber	124	FB	West Virginia
5a	John Elmore	139	G	Texas
5b	Christian Peter	149	DT	Nebraska
6a	Chris Griffin	173	TE	New Mexico
6b	Mario Grier	195	RB	Tenn.-Chattanooga
6c	Devin Wyman	206	DT	Kentucky State
7a	Lovett Purnell	216	TE	West Virginia
7b	J.R. Conrad	247	G	Oklahoma

# PATRIOTS ALL-TIME DRAFT

## 1996 (CONT.)

### 1996 DRAFT NOTES

6c and 7b were awarded as compensatory draft choices.

- 2b Pick to Oakland - (NE trades pick-57th overall for Oakland's 1996 third round selection-76th overall, 1996 fourth-round selection-124th overall and fifth-round pick-149th overall)
- 3a Pick to Kansas City - (NE trades pick for Kansas City's 1995 fourth-round pick, 112 overall—Dave Wohlabaugh)
- 3b Pick to Detroit - (NE trades pick-76th overall to Detroit for their third round selection-86th overall, fourth-119th overall and sixth round-195th overall selections)
- 4c From S.F. through Oakland

## 1995

Rd	Player	Pk	Pos	College
1	Ty Law	23	CB	Michigan
2	Ted Johnson	57	LB	Colorado
3a	Curtis Martin	74	RB	Pittsburgh
3b	Jimmy Hitchcock	88	CB	North Carolina
4a	David Wohlabaugh	112	C	Syracuse
4b	(Pick to Pittsburgh)			
5	(Pick to Houston)			
	Dino Philyaw	195	RB	Oregon
7	Carlos Yancy	234	CB	Georgia

### 1995 DRAFT NOTES

- 3a From Eagles in compensation for FB Kevin Turner
- 4a From Kansas City for Patriots 1996 third-round pick
- 4b Pick traded to Pittsburgh for RB Leroy Thompson
- 5 Awarded to Houston in compensation for restricted free agent DE Tim Roberts
- 7 From Cleveland in exchange for the 231st selection

## 1994

Rd	Player	Pk	Pos	College
1	Willie McGinest	4	LB	Southern Cal
2	Kevin Lee	35	WR	Alabama
3a	(Pick to San Diego)			
3b	Ervin Collier	78	NT	Florida A&M
3c	Joe Burch	90	C	Texas Southern
4a	(Pick to Arizona)			
4b	John Burke	121	TE	Virginia Tech
5a	(Pick to San Diego)			
5b	Pat O'Neill	135	P	Syracuse
6a	Steve Hawkins	166	WR	Western Michigan
6b	Max Lane	168	OT	Navy
7a	Jay Walker	198	QB	Howard
7b	Marty Moore	222	LB	Kentucky

### 1994 DRAFT NOTES

- 3a Traded to San Diego along with a fifth-round pick (137th overall) for the Chargers third-round choice (78th overall) and RB Marion Butts

- 3b From San Diego in previously mentioned trade
- 3c From Miami, along with a 1993 draft pick, Todd Rucci, in exchange for WR Irving Fryar
- 4a Traded to Arizona for its fourth-round pick from Miami, 121 overall, and its fifth-round pick from the LA Rams, 135 overall
- 6b From Seattle in a trade for Jon Vaughn
- 7b From Dallas in exchange for QB Hugh Millen

## 1993

Rd	Player	Pk	Pos	College
1	Drew Bledsoe	1	QB	Washington St.
2a	Chris Slade	31	LB	Virginia
2b	Todd Rucci	51	OL	Penn State
2c	Vincent Brisby	56	WR	NE Louisiana
4a	Kevin Johnson	86	NT	Texas Southern
4b	Corwin Brown	110	DB	Michigan
5a	Scott Sisson	113	K	Georgia Tech
5b	Richard Griffith	138	TE	Arizona
6	Lawrence Hatch	142	DB	Florida
8	Troy Brown	198	WR	Marshall

### 1993 DRAFT NOTES

- 2b From Miami, along with a 1994 draft pick, in exchange for WR Irving Fryar
- 2c As a result of the L.A. Raiders passing on their selection in the second round, the Patriots first selection of the third round reverted to being the 27th pick in the second round
- 4b From Green Bay in exchange for RB John Stephens. The Patriots then traded that pick, 15th in round and 99th overall, to San Diego in exchange for the Chargers 1993 fourth round, 110th pick and a 1993 fifth round, 138th pick

## 1992

Rd	Player	Pk	Pos	College
1	Eugene Chung	13	OL	Virginia Tech
2	Rod Smith	35	DB	Notre Dame
3a	Todd Collins	64	LB	Carson-Newman
3b	Kevin Turner	71	RB	Alabama
4a	Dion Lambert	90	CB	UCLA
4b	Darren Anderson	93	CB	Toledo
5	Dwayne Sabb	116	LB	New Hampshire
6	Tracy Boyd	165	OG	Elizabeth City St.
7a	Wayne Hawkins	176	WR	Southwest St.
7b	Jim Gray	194	DT	West Virginia
8a	Scott Lockwood	204	RB	Southern Cal.
8b	Sam Gash	205	RB	Penn State
9	David Dixon	232	DT	Arizona State
10a	Turner Baur	261	TE	Stanford
10b	Steve Gordon	277	OC	California
11	Mike Petko	288	LB	Nebraska
12	Freeman Baysinger	333	WR	Humboldt State



# PATRIOTS ALL-TIME DRAFT

## 1992 DRAFT NOTES

- 1 From Dallas, along with a third-round pick in 1992, in exchange for Patriots first round, 19th pick from Atlanta, second round, 37th pick and fourth round, 104th pick from Atlanta
- 2 Acquired from Phoenix in exchange for Patriots second round, 46th pick and fourth round, 100th pick in 1991
- 3b Acquired from Dallas through Minnesota, along with first-round pick in 1992, in exchange for a first round, 19th pick from Atlanta, second round, 37th pick and fourth round, 104th pick from Atlanta in 1992
- 4a Acquired from San Diego in a 1991 draft day trade in exchange for a fifth round, 127th pick from Pittsburgh in 1991
- 5 Acquired from Tampa Bay in a trade for Jesse Solomon
- 6 Acquired from Detroit, along with seventh-round pick in 1992, a 10th round pick in 1992 and a 12th round pick in 1992, in exchange for Patriots sixth round, 145th pick from Phoenix, in 1992
- 8a Acquired from Cleveland in exchange for OG Fred Childress

## 1991

Rd	Player	Pk	Pos	College
1a	Pat Harlow	11	T	Southern California
1b	Leonard Russell	14	RB	Arizona State
2	Jerome Henderson	41	CB	Clemson
3	Calvin Stephens	56	G	South Carolina
4	Scott Zolak	84	QB	Maryland
5a	Jon Vaughn	112	RB	Michigan
5b	Ben Coates	124	TE	Livingstone College
6	David Key	140	CB	Michigan
7	Blake Miller	168	C	Louisiana State
8	Harry Colon	196	SS	Missouri
9	O'Neil Glenn	224	G	Maryland
10	Randy Bethel	251	TE	Miami (Fla.)
11a	Vincent Moore	279	WR	Tennessee
11b	Paul Alsbury	303	P	SW Texas State
12	Timothy Edwards	307	DT	Delta State

## 1991 DRAFT NOTES

- 1a Patriots traded their first round selection, 1st pick, for Cowboys first round selection, 11th pick, and Dallas's second round selection, 41st pick
- 1b Pick from Dallas in exchange for Patriots 1st round, 17th pick acquired from Houston, and Patriots 1991 4th round, 110th pick, acquired from Buffalo in 1990
- 2 Pick from Dallas in previously mentioned trade
- 5b Pick from L.A. Raiders through Dallas, along with a fourth-round pick in 1992, in exchange for Patriots 1991 4th round selection, 100th pick, acquired from Pittsburgh
- 11b Pick from San Diego through the L.A. Raiders, along with a 4th round selection in 1992, in exchange for Patriots 1991 5th round selection, 127th pick, acquired from Pittsburgh

## 1990

Rd	Player	Pk	Pos	College
1a	Chris Singleton	8	LB	Arizona
1b	Ray Agnew	10	DE	North Carolina State
2	(Pick to Seattle)			
3a	Tom Hodson	59	QB	Louisiana State
3b	Greg McMurtry	80	WR	Michigan
5a	Junior Robinson	110	DB	East Carolina
5b	Jon Melander	113	OT	Minnesota
5c	James Gray	120	RB	Texas Tech
6	(Pick to Dallas)			
7	(Pick to Buffalo)			
8	(Pick to Dallas)			
9	Shawn Bouwens	226	OG	Nebraska - Wesleyan
10	Anthony Landry	253	RB	Stephen F. Austin
11	Sean Smith	280	DE	Georgia Tech
12a	Ventson Donelson	309	DB	Michigan St.
12b	Blaine Rose	322	OG	Maryland

## 1990 DRAFT NOTES

- 1a Patriots traded their 1st round, third overall, and 2nd round, 29th overall pick for Seahawks two 1st round selections, 8th and 10th picks and Seattle's third-round pick
- 3b Acquired from Dallas along with Cowboys seventh-round pick, later traded to Buffalo and the Cowboys 5th round, 120th pick, in exchange for Patriots 3rd round selection, originally Seattle's, NE's 6th round, 143rd pick, and 8th round, 197th pick
- 5a Pick from Washington, along with Redskins 2nd pick in the 5th round, which was later traded to Denver, in exchange for Patriots 4th round, 86th pick
- 12b Pick from Buffalo, along with a fourth-round pick in 1991, in exchange for Patriots two seventh-round picks in 1990, one of which came from Dallas

## 1989

Rd	Player	Pk	Pos	College
1	Hart Lee Dykes	16	WR	Oklahoma State
2	Eric Coleman	43	DB	Wyoming
3a	Marv Cook	63	TE	Iowa
3b	Chris Gannon	73	DE	S.W. Louisiana
4a	Maurice Hurst	96	DB	Southern
4b	Michael Timpson	100	WR	Penn State
5	(Pick to Green Bay)			
6	(Pick to LA Raiders)			
6	Eric Mitchel	166	RB	Oklahoma
7a	Eric Lindstrom	178	LB	Boston College
7b	Pick to San Diego			
8a	Rodney Rice	210	DB	Brigham Young
8b	Tony Zackery	223	DB	Washington
9a	Darron Norris	240	RB	Texas
9b	Curtis Wilson	247	OC	Missouri
10	Emanuel McNeil	267	NT	Tenn.-Martin
11	Tony Hinz	294	FB	Harvard
12	Aaron Chubb	324	LB	Georgia

# PATRIOTS ALL-TIME DRAFT

## 1989 (CONT.)

### 1989 DRAFT NOTES

- 3a Pick from Tampa Bay for Stephen Starring trade of 1988
- 4a From Washington in exchange for the Patriots fifth-round pick of 1988
- 5 127th pick, sent to Green Bay through Cleveland as part of 1988 trade for Mike Baab
- 6 Patriots traded their 6th round, 157th pick, for Raiders sixth-round pick, 166, and NE gains Raiders 8th round, 224th pick
- 7a From Raiders as part of Brian Holloway trade of 1987
- 7b Sent to San Diego for Thomas Benson trade of 1988
- 8b From Raiders as part of draft-day trade exchanging sixth-round picks; originally San Francisco's pick
- 9b From Minnesota for Patriots 11th-round pick of 1988

## 1988

Rd	Player	Pk	Pos	College
1	John Stephens	17	RB	Northwestern (La.) St.
2	Vincent Brown	43	LB	Miss. Valley St.
3	Tom Rehder	69	T	Notre Dame
4a	Tim Goad	87	NT	North Carolina
4b	Sammy Martin	97	WR	LSU
4c	Teddy Garcia	100	K	Northeast Louisiana
5	Troy Wolkow	115	G	Minnesota
6	Steve Johnson	154	TE	Virginia Tech
7	Darryl Usher	181	WR	Illinois
8	Pick to Chicago			
9	Neil Galbraith	240	CB	Central (Ok.) St.
10	Rodney Lossow	267	C	Wisconsin
11	Marvin Allen	294	RB	Tulane
11b	Pick to Minnesota			
12	Dave Nugent	321	NT	Boston College

### 1988 DRAFT NOTES

- 4a From Tampa Bay in exchange for NE's 1987 fifth-round pick
- 4b From Minnesota in 1987 trade for QB Rich Gannon
- 8 Patriots selection 236th to Chicago as part of QB Doug Flutie trade
- 10 From L.A. Raiders as part of 1987 trade for OT Brian Holloway
- 11b Patriots selection 296th traded to Minnesota in exchange for Vikings ninth-round choice in 1989

## 1987

Rd	Player	Pk	Pos	College
1	Bruce Armstrong	23	OT	Louisville
2	(Pick to Tampa Bay)			
3a	Bob Perryman	79	RB	Michigan
3b	(Pick to LA Raiders)			
4a	Rich Gannon	98	QB	Delaware
4b	Derrick Beasley	102	DB	Winston-Salem

4c	Tim Jordan	107	LB	Wisconsin
5a	Danny Villa	113	OT	Arizona State
5b	Tom Gibson	116	DE	Northern Arizona
6	Gene Taylor	163	WR	Fresno State
7	(Pick to Tampa Bay)			
8	(Pick to Kansas City)			
9	(Pick to Tampa Bay)			
10	(Pick to LA Raiders)			
11	Carlos Reveiz	302	K	Tennessee
12	Elgin Davis	330	RB	Central Florida

### 1987 DRAFT NOTES

- 2 Patriots selection 51 overall traded to Tampa Bay as part of OT-OG Sean Farrell trade which also included 7th and 9th round picks in the 1987 draft
- 3b Patriots trade 81st overall selection and 10th round pick, 275 overall, to LA Raiders for Raiders two fourth-round picks, 98 and 102 overall; 81st overall pick originally from Washington for WR Ricky Sanders trade
- 5a Pick from San Diego for DB Vencie Glenn trade
- 5b Pick from Tampa Bay for Patriots sixth-round pick in 1986
- 7 Patriots selection 191 overall traded to Tampa Bay as part of Sean Farrell trade
- 8 Patriots selection 219 overall traded to KC for TE Willie Scott
- 9 Patriots selection 247 overall traded to Tampa Bay as part of OT Sean Farrell trade
- 10 Patriots selection, 275 overall, and third-round pick, 81 overall, traded to LA Raiders for two fourth-round picks, 98 and 102 overall

## 1986

Rd	Player	Pk	Pos	College
1	Reggie Dupard	26	RB	Southern Methodist
2a	Mike Ruth	42	NT	Boston College
2b	Vencie Glenn	54	DB	Indiana State
3	Patriots selection 81 overall forfeited			
4	Scott Gieselman	109	TE	Boston College
5	Greg Robinson	137	OL	Sacramento St.
6	(Pick to Tampa Bay)			
7a	Ray McDonald	187	WR	Florida
7b	Brent Williams	192	DE	Toledo
8	Greg Baty	220	TE	Stanford
9	George Colton	248	OG	Maryland
10	Cletis Jones	276	RB	Florida State
11	Gene Thomas	308	WR	U of Pacific
12	Don McAulay	332	K	Syracuse

### 1986 DRAFT NOTES

- 2a Pick from Seattle as part of Bob Cryder trade of 1984
- 6 Patriots selection 164 overall traded to Tampa Bay for Buccaneers fifth-round pick in 1987
- 7a Pick from San Francisco as part of Matt Cavanaugh trade of 1983)

# PATRIOTS ALL-TIME DRAFT

## 1985

Rd	Player	Pk	Pos	College
1a	Pick to San Francisco			
1b	Trevor Matich	28	OC	BYU
2a	Garin Veris	48	DE	Stanford
2b	Jim Bowman	52	DB	Central Michigan
2c	Ben Thomas	56	DE	Auburn
3a	Pick to San Francisco			
3b	Audray McMillian	84	DB	Houston
4a	Tom Toth	102	OT	Western Michigan
4b	Gerard Phelan	108	WR	Boston College
5	(Pick to Cincinnati)			
6	(Pick to Philadelphia)			
7a	(Pick to LA Raiders)			
7b	(Pick to LA Raiders)			
8a	(Pick to Atlanta)			
8b	Milford Hodge	224	DE	Washington St.
9	(Pick to Pittsburgh)			
10	(Pick to Denver)			
11	Paul Lewis	295	RB	Boston University
12	Tony Mumford	328	RB	Penn State

### 1985 DRAFT NOTES

- 1a Patriots trade their 1st round choice, 16th overall, along with their third-round choice, 75th overall, to San Francisco for their first, 28th overall, second 56th overall, and third round, 84th overall, picks
- 2b Pick from LA Raiders part of Mike Haynes deal of 1983
- 4b Pick from LA Raiders part of Shelby Jordan deal of 1983
- 5 Pick to Cincinnati as part of WR Irving Fryar tradeup deal of 1984
- 6 Pick to Philadelphia as part of K Tony Franklin deal of 1984
- 7a Pick to LA Raiders as part of the Mike Haynes deal of 1983
- 8a Pick to Atlanta for DB Rod McSwain
- 9 Pick from San Francisco part of Matt Cavanaugh deal of 1983
- 9 Pick to Pittsburgh for WR Greg Hawthorne (1984)
- 10 Pick to Denver for P Luke Prestridge (1984)

## 1984

Rd	Player	Pk	Pos	College
1	Irving Fryar	1	WR	Nebraska
2	Ed Williams	43	LB	Texas
3	Jonathan Williams	70	RB	Penn State
5	Paul Fairchild	124	OG	Kansas
6	Ernest Gibson	151	DB	Furman
7a	Bruce Kallmeyer	184	K	Kansas
7b	Derwin Williams	192	WR	New Mexico
8	James Keyton	211	OT	Arizona State
9a	Scott Bolzan	238	OT	Northern Illinois
9b	David Windham	251	LB	Jackson State

11	Charlie Flager	292	OG	Washington St.
12	Harper Howell	319	TE	UCLA

### SUPPLEMENTAL DRAFT:

1	Ricky Sanders	16	WR	SW Texas St.
2	Eric Jordan	43	RB	Purdue
3	Walter Lewis	70	QB	Alabama

### 1984 DRAFT NOTES

- 7b Pick from San Fran. for CB Ricky Smith
- 9b Pick from Washington for DE Tony McGee

## 1983

Rd	Player	Pk	Pos	College
1	Tony Eason	15	QB	Illinois
2	Darryal Wilson	47	WR	Tennessee
3a	Stephen Starring	74	WR	McNeese St.
3b	Steve Moore	80	OL	Tennessee St.
4	Johnny Rembert	101	LB	Clemson
5a	Smiley Creswell	118	DE	Michigan St.
5b	Darryl Lewis	128	TE	Texas-Arlington
6	Mike Bass	155	K	Illinois
7	Craig James	187	RB	SMU
	Washington-USFL			
8	Ronnie Lippett	214	DB	Miami (FL)
9a	Ricky Williams	233	RB	Langston
9b	Mark Keel	240	TE	Arizona
	Arizona-USFL			
10a	James Williams	264	TE	Wyoming
10b	Toby Williams	265	DE	Nebraska
10c	Tom Ramsey	267	QB	UCLA
	Los Angeles-USFL			
11a	Steve Parker	292	WR	Abilene Christian
11b	Calvin Eason	294	DB	Houston
12a	Waddell Kelly	319	RB	Arkansas St.
12b	Andy Ekern	326	OT	Missouri

### 1983 DRAFT NOTES

- 3b Pick from S.D. in Tim Fox trade
- 5a Pick from Chicago in LB Rod Shoate trade
- 9a Pick from New Orleans
- 10a Pick from NY Giants in LB Bill Matthews trade
- 10b Pick from New Orleans
- 11a Pick from New Orleans
- 12a Pick from New Orleans

## 1982

Rd	Player	Pk	Pos	College
1a	Ken Sims	1	DE	Texas
1b	Lester Williams	27	DT	Miami (FL)
2a	Robert Weathers	40	RB	Arizona St.

# PATRIOTS ALL-TIME DRAFT

## 1982 (CONT.)

2b	Andre Tippett	41	LB	Iowa
2c	Darryl Haley	55	OT	Utah
3a	Cedric Jones	56	WR	Duke
3b	Clayton Weishuhn	60	LB	Angelo St.
4a	George Crump	85	DE	East Carolina
4b	Brian Ingram	111	LB	Tennessee
5	Fred Marion	112	DB	Miami (FL)
6	Ricky Smith	141	DB	Alabama State
7	Jeff Roberts	168	LB	Tulane
8	Ken Collins	197	LB	Washington St.
9	Kelvin Murdock	224	WR	Troy State
10	Brian Clark	253	K	Florida
11a	(Used to select WR Chy Davidson of Rhode Island in 1981 supplemental draft.)			
11b	Steve Sandon	296	QB	Northern Iowa
12	Greg Taylor	308	WR	Virginia

## 1982 DRAFT NOTES

- 1b Pick from San Francisco in TE Russ Francis deal
- 2a Pick from San Diego in FS Tim Fox deal
- 2b Pick from San Francisco in TE Russ Francis deal
- 2c Pick from San Francisco in TE Russ Francis deal
- 3b Pick from Seattle for RB Horace Ivory
- 4b Pick from San Francisco in TE Russ Francis deal
- 11b Pick from NY Giants for DB Bill Currier

## 1981

Rd	Player	Pk	Pos	College
1	Brian Holloway	19	OT	Stanford
2	Tony Collins	47	RB	East Carolina
3	(Pick to Minnesota)			
4	Don Blackmon	102	LB	Tulsa.
5	Steve Clark	130	DE	Kansas State
6	Ron Wooten	157	OG	North Carolina
7	Ken Toler	185	WR	Mississippi
8a	Ken Naber	194	P	Stanford
8b	Lin Dawson	212	TE	North Carolina St.
9	(Pick to Detroit)			
10	(Pick to Cleveland)			
11	Brian Buckley	295	QB	Harvard
12	Cris Crissy	323	DB	Princeton

## 1981 DRAFT NOTES

- 3 Pick to Minnesota for RB Chuck Foreman
- 8a Pick from N.O. for OG Sam Adams
- 9 Pick to Detroit for LB Ed O'Neill
- 10 Pick to Cleveland for DE Ernest Pirce

## 1980

Rd	Player	Pk	Pos	College
1a	Roland James	14	DB	Tennessee.
1b	Vagas Ferguson	25	RB	Notre Dame
2	Larry McGrew	45	LB	USC
3	Steve McMichael	73	DT	Texas
4	(Pick to Los Angeles)			
5	Doug McDougald	124	DE	VPI
6a	(Pick to Cleveland)			
6b	Preston Brown	160	WR	Vanderbilt
7	Tom Kearns	180	OG	Kentucky
8	Mike House	208	TE	Pacific
9	Barry Burget	235	LB	Oklahoma
10	Tom Daniel	266	OC	Georgia Tech
11	Mike Hubach	293	P	Kansas
12	Jimmy Jordan	320	QB	Florida State

## 1980 DRAFT NOTES

- 1b Pick from Houston in OT Leon Gray deal
- 4 Pick to Los Angeles in WR Harold Jackson deal
- 6a Pick to Cleveland for DE Mike St. Clair
- 6b From Houston in OT Leon Gray deal

## 1979

Rd	Player	Pk	Pos	College
1	Rick Sanford	25	DB	South Carolina
2	Bob Golic	52	LB	Notre Dame
3	(Pick to Los Angeles)			
4	Eddie Hare	106	P	Tulsa
5	John Zamberlin	135	LB	Pacific Lutheran
6	(Pick to Pittsburgh)			
7a	Judson Flint	177	DB	Memphis State
7b	(Pick forfeited)			
8	Randy Love	216	RB	Houston
9	John Spagnola	245	TE	Yale
10a	Martin Cox	270	WR	Vanderbilt
10b	Allan Clark	271	RB	Northern Arizona
11	(Pick to Washington)			
12	(Pick to Detroit)			

## 1979 DRAFT NOTES

- 3 Pick to Los Angeles in WR Harold Jackson deal
- 6 Pick to Pittsburgh for DE Dave Purefory
- 7a Pick from Washington
- 10a Pick from Denver for OT Tom Neville
- 12 Pick to Detroit for OT Bob McKay

# PATRIOTS ALL-TIME DRAFT

## 1978

Rd	Player	Pk	Pos	College
1	Bob Cryder	18	G	Alabama
2	Matt Cavanaugh	50	QB	Pittsburgh
3	Carlos Pennywell	77	WR	Grambling
4	Dwight Wheeler	102	T	Tennessee St.
5	Bill Matthews	129	LB	South Dakota St.
6	Kem Coleman	156	LB	Mississippi
7	Mike Hawkins	188	LB	Texas A&I
8a	Terry Falcon	198	G	Montana
8b	Mosi Tatupu	215	RB	Southern Calif.
9	Tim Petersen	242	LB	Arizona State
10	Bryan Ferguson	269	DB	Miami
11	Charlie Williams	296	LB	Florida
12	John Gibney	328	C	Colgate

### 1978 DRAFT NOTES

8a Pick from Buffalo through Philadelphia for DB John Sanders

## 1977

Rd	Player	Pk	Pos	College
1a	Raymond Clayborn	16	DB	Texas
1b	Stanley Morgan	25	WR	Tennessee
2a	Horace Ivory	44	RB	Oklahoma
2b	Don Hasselbeck	52	TE	Colorado
3	Sidney Brown	82	DB	Oklahoma
4	Gerald Skinner	109	T	Arkansas
5	(Pick to St. Louis)			
6	(Pick to Houston)			
7	Ken Smith	192	WR	Arkansas-Pine Bluff
8	Brad Benson	219	G	Penn State
9	Jerry Voge	249	LB	Michigan
10a	John Rasmussen	276	T	Wisconsin
10b	Giles Alexander	279	DE	Tulsa
11	Ray Costict	303	LB	Mississippi State
12	Dave Preston	333	RB	Bowling Green

### 1977 DRAFT NOTES

1a Pick from San Francisco for QB Jim Plunkett

2a Pick from San Francisco for QB Jim Plunkett

10b Pick from Oakland for RB Leon McQuay through Philadelphia for DB John Sanders

## 1976

Rd	Player	Pk	Pos	College
1a	Mike Haynes	5	DB	Arizona State
1b	Pete Brock	12	C	Colorado
1c	Tim Fox	21	DB	Ohio State
2	Ike Forte	35	RB	Arkansas

3 (Pick to Chicago)

4 (Pick to Cleveland via Philadelphia)

5 (Pick to San Diego)

6a (Pick to New York Giants)

6b Greg Boyd 170 DE San Diego State

7a (Pick to Cincinnati)

7b Perry Brooks 202 DT Southern

8a (Pick to Philadelphia)

8b Stu Betts 235 RB Northern Michigan

9 Doug Beaudoin 243 DB Minnesota

10 Ricky Feacher 270 WR Miss. Valley

11 Donnie Thomas 298 LB Indiana

12 Nathaniel Bell 325 DT Tulane

13 James Jones 352 DB Central Michigan

14 David Quehl 382 WR Holy Cross

15 Bernard Coleman 409 WR Bethune-Cookman

16 Clifford Brown 436 DT Tuskegee

17 Todd Anderson 466 C Stanford

### 1976 DRAFT NOTES

1b Pick from San Francisco for QB Jim Plunkett

1c Pick from Houston through San Francisco for QB Jim Plunkett

3 Pick to Chicago for DE Tony McGee

4 Pick to Cleveland via Philadelphia for LB Steve Zabel

5 Pick to San Diego for CB Bob Howard

6a Pick to NY Giants for RB Leon McQuay

6b Pick from Detroit for C Jon Morris

7a Pick to Cincinnati for RB Doug Dressler

7b Pick from Houston for TE Bob Adams

8a Pick to Philadelphia for LB Steve Zabel

8b Pick from Minnesota for C Doug Cumler

## 1975

Rd	Player	Pk	Pos	College
1	Russ Francis	16	TE	Oregon
2	Rod Shoate	41	LB	Oklahoma.
3	Pete Cusick	66	DT	Ohio State.
4a	Allen Carter	86	RB	So. California
4b	Steve Burks	91	WR	Arkansas State
5a	Steve Grogan	116	QB	Kansas State
5b	Steve Freeman	117	DB	Mississippi St.
6	(Pick to Detroit)			
7	Lawrence Williams	172	WR	Texas Tech
8	(Pick to Chicago)			
9	(Pick to Pittsburgh)			
10	(Pick to Pittsburgh)			
11	Rene Garnett	272	DB	Idaho State

# PATRIOTS ALL-TIME DRAFT

## 1975 (CONT.)

12a	Matt Kendon	297	DT	Idaho State
12b	Conredge Holloway	306	QB	Tennessee
13	Joe Harvey	328	DE	Northern Michigan
14	Tom Gossom	353	WR	Auburn
15	Don Clayton	378	RB	Murray State
16	Kerry Marbury	403	RB	West Virginia
17	Myke Horton	428	T	UCLA

## 1975 DRAFT NOTES

- 4a From San Diego through Cleveland
- 5b Pick from Philadelphia for RB John Tarver
- 6 Pick to Detroit for RB Leon Crosswhite
- 8 Pick to Chicago for DE Tony McGee
- 9 Pick to Pittsburgh for DE Craig Hanneman
- 10 Pick to Pittsburgh for LB George Webster
- 12b Pick from Washington

## 1974

Rd	Player	Pk	Pos	College
1	(Pick to San Francisco)			
2a	Steve Corbett	30	G	Boston College
2b	Steve Nelson	34	LB	North Dakota St.
3	(Pick to Chicago through Washington)			
4	(Pick to Cincinnati)			
5a	Andy Johnson	113	RB	Georgia
5b	Charlie Battle	124	LB	Grambling
6a	(Pick to Baltimore)			
6b	Chuck Ramsey	141	P	Wake Forest
7	Maury Damkroger	178	LB	Nebraska
8	(Pick to Chicago)			
9	Ed McCartney	209	TE	NE Oklahoma
10	(Pick to Pittsburgh)			
11	Archie Gibson	268	RB	Utah State
12	Eddie Foster	296	T	Oklahoma
13	Phil Bennett	321	RB	Boston College
14	Cecil Bowsens	346	RB	Kentucky
15	Sam Hunt	374	LB	Stephen F. Austin
16	Lucious Selmon	399	DT	Oklahoma
17	Gary Hudson	424	DB	Boston College

## 1974 DRAFT NOTES

- 1 Pick to San Francisco for TE Bob Windsor
- 2a Pick from Chicago
- 3 Pick to Chicago through Washington for DE Donnell Smith and Washington's 1974 seventh-round choice
- 4 Pick to Cincinnati for LB Bill Peterson
- 5b Pick from Washington through New Orleans
- 6a Pick to Baltimore for DB Jack Mildren

- 6b Pick from Philadelphia for DE Dennis Wirgowski
- 7 Pick from Washington along with LB Brad Dusek for LB Brad Dusek and the Patriots 1974 third-round choice
- 9 Pick from Houston for LB Steve Kiner

## 1973

Rd	Player	Pk	Pos	College
1a	John Hannah	4	G	Alabama
1b	Sam Cunningham	11	RB	Southern Cal
1c	Darryl Stingley	19	WR	Purdue
2	(Pick to Cleveland via N.Y. Giants)			
3a	Brad Dusek	56	DB	Texas A&M
3b	Charles Davis	73	RB	Alcorn A&M
4	Allen Gallaher	82	T	So. California
5	Doug Dumler	193	C	Nebraska
6	(Pick to New Orleans)	108		
7	(Pick to Miami)			
8	Isaac Brown	186	RB	W. Kentucky
9	David Callaway	212	T	Texas A&M
10	Dan Ruster	238	DB	Oklahoma
11	Homer May	264	TE	Texas A&M
12	Bruce Barnes	290	P	UCLA
13	Alan Lowry	316	DB	Texas
14	Raymond Hamilton	342	LB	Oklahoma
15	Condie Pugh	368	DB	Norfolk State
16	Mike Kutter	394	DE	Concordia
17	Eddie McAshan	420	QB-DB	Georgia Tech

## 1973 DRAFT NOTES

- 1b Pick from Los Angeles for DE Fred Dryer
- 1c Pick from Chicago for RB Carl Garrett
- 3b Pick from Dallas for WR Ron Sellers
- 6 Pick to New Orleans for LB Jim Flanigan
- 7 Pick to Miami for T Wayne Mass

## 1972

Rd	Player	Pk	Pos	College
1a	(Pick to Minnesota as compensation for Joe Kapp)			
1b	(Pick to N.Y. Giants)			
2a	(Pick to Dallas)			
2b	Tom Reynolds	49	WR	San Diego State
3a	(Pick to Dallas)			
3b	Jim White	73	DE	Colorado State U.
4	(Pick to Dallas)			
5a	(Pick to Baltimore)			
5b	Ron Bolton	124	DB	Norfolk State
6	(Pick to Atlanta via N.Y. Giants)			
7a	Clark Hoss	165	TE	Oregon State
7b	John Tarver	166	RB	Colorado

# PATRIOTS ALL-TIME DRAFT

8	Steve Beyrle	195	G	Kansas State
9	Mike Kelson	220	T	Arkansas
10	Mel Caraway	245	DB	N.E. Oklahoma
11	Rodney Cason	269	T	Angelo State
12	Steve Booras	296	DE	Mesa J.C.
13	Sam Elmore	325	DB	E. Michigan
14	Ed Rideout	350	WR	Boston College
15	Joel Klimek	375	TE	Pittsburgh
16	Eric Dahl	400	DB	San Jose State
17	Junior Ah You	425	LB	Arizona State

## 1972 DRAFT NOTES

- 1b Pick from Los Angeles for Phil Olsen sent to N.Y. Giants in trade for Fred Dryer
- 2a Pick to Dallas for DE Halvor Hagen and WR Harold Jackson
- 2b Pick from Kansas City for G Mo Moorman
- 3a Pick to Dallas for DE Halvor Hagen and WR Harold Jackson
- 3b Pick from Washington through L.A. Rams
- 4 Pick to Dallas for LB Steve Kiner
- 5b Pick from Oakland C Warren Koegel
- 6 Pick to Atlanta through Giants for WR Reggie Rucker
- 7b Pick from San Diego for RB Eddie Ray

## 1971

Rd	Player	Pk	Pos	College
1	Jim Plunkett	1	QB	Stanford
2	Julius Adams	27	DT	Texas Southern
3	(Pick to Buffalo through Oakland)			
4	(Pick to Denver)			
5	Tim Kelly	105	LB	Notre Dame
6	David Hardt	131	TE	Kentucky
7	(Pick to Oakland)			
8	(Pick to Buffalo)			
9	Josh Ashton	209	RB	Tulsa
10	Layne McDowell	235	T	Iowa
11	Dan Schneiss	261	TE	Nebraska
12	John Rodman	287	T	Northwestern
13	Lewis Swain	313	DB	Alabama A&M
14	Alfred Sykes	339	WR	Florida A&M
15	Nick McGarry	365	TE	Massachusetts
16	Jim Zikmund	391	DB	Kearney State
17	Ronald Leigh	417	DE	Elizabeth City St.

## 1971 DRAFT NOTES

- 3 Pick to Buffalo through Oakland for DE Ike Lassiter
- 4 Pick to Denver
- 7 Pick to Oakland for DE Ike Lassiter
- 8 Pick to Buffalo

## 1970

Rd	Player	Pk	Pos	College
1	Phil Olsen	4	DT	Utah State
2	Pick to Houston			
3	Mike Ballou	56	LB	UCLA
4	Eddie Ray	83	DB	LSU
5	Bob Olson	107	LB	Notre Dame
6	Pick to Buffalo			
7	Odell Lawson	160	RB	Langston, Okla
8	(Pick to New York Jets)			
9	Dennis Wirgowski	212	DE	Purdue
10	Henry Brown	239	K-WR	Missouri
11	Dennis Bramlett	261	T	Texas-El Paso
12	Greg Roero	291	DT	N. Mex. Highlands
13	Ronnie Shelley	316	DB	Troy State
14	Garvie Crow	343	RB/TE	Michigan
15	Kent Schoolfield	368	WR	Florida A&M
16	Otis McDaniel	395	DE	Tuskegee
17	Joe Killingsworth	420	WR	Oklahoma

## 1970 DRAFT NOTES

- 2 Pick to Houston for RB Sid Blanks, CB Larry Carwell, LB Ron Caveness and WR Charlie Frazier
- 5 Pick from Miami for LB Nick Buoniconti
- 6 Pick to Buffalo for S Tom Janik
- 8 Pick to N.Y. Jets

## 1969

Rd	Player	Pk	Pos	College
1	Ron Sellers	6	SE	Florida State
2	Mike Montler	32	G	Colorado
3	Carl Garrett	58	RB	N.M. Highlands
4	(Pick to Denver through Kansas City)			
5	Onree Jackson	110	QB	Alabama A&M
6	(Pick to Oakland)			
7	Rick Hackley	162	T	New Mexico State
8	Bob Gladieux	188	RB	Notre Dame
9a	Steve Alexakos	209	G-LB	San Jose St.
9b	Joe Walker	214	DE	Albany State
10	Dennis Devlin	240	DB	Wyoming
11	Barry Gallup	266	SE	Boston College
12	Richard Lee	292	DT	Grambling
13	Joe Leasey	318	LB	Alcorn A&M
14	John Cagle	344	LB	Clemson
15	Brant Conley	370	RB-P	Tulsa
16	Jim Vuono	396	LB	Adams State
17	George Muse	422	LB-DB	Grambling



# PATRIOTS ALL-TIME DRAFT

## 1969 (CONT.)

### 1969 DRAFT NOTES

- 4 Pick to Denver through Kansas City for RB Gene Thomas
- 6 Pick to Oakland for LB John Williamson
- 9a Pick from Buffalo for RB Bob Cappadonna

## 1968

Rd	Player	Pk	Pos	College
1	Dennis Byrd	6	DT	North Carolina State
2	Tom Funchess	32	T	Jackson State
3	Aaron Marsh	60	FL	Eastern Kentucky
4	R.C. Gamble	88	RB	South Carolina St.
5	Jim Smithberger	116	DB	Notre Dame
6	Pick to Cincinnati			
7	John Schneider	170	QB	Toledo
8	Daryl Johnson	197	DB	Morgan State
9	(Pick to Houston)			
10	John Outlaw	249	DB	Jackson State
11	Paul Feldhausen	278	T	Northland, Wis.
12	James Cheyanski	305	LB	Syracuse
13	Max Huber	332	T	Brigham Young
14	Henry McKay	358	E	Guilford
15	Art McMahon	385	DB	No. Carolina St.
16	Charles Fulton	413	RB	Tennessee
17	Ed Koontz	440	LB	Catawba

### 1968 DRAFT NOTES

- 6 Pick to Cincinnati
- 9 Pick to Houston for QB Don Trull

## 1967

Rd	Player	Pk	Pos	College
1	John Charles	21	DB	Purdue
2	(Pick to Kansas City)			
3	(Pick to New York Jets)			
4	Ed Philpott	101	DE	Miami (Ohio)
5	Melvin Witt	128	DE	Arlington State
6	Ron Medlen	154	DE	SMU
7	Robert Leo	180	HB	Harvard
8	Tom Fussell	206	DT	LSU
9	Charlie Thornhill	232	DB	Michigan St.
10	John Runnels	257	LB	Penn State
11	Leroy Mitchell	283	FL	Texas Southern
12	Dave Davis	310	T	Harvard
13	Ray Ilg	336	LB	Colgate
14	Bobby Beaird	361	LB	Auburn
15	Tom Folliard	388	LB	Mississippi State
16	Dick Nocera	414	HB	Southern Conn.
17	Bobby Nichols	440	TE	Boston Univ.

## 1967 DRAFT NOTES

- 2 Pick to Kansas City
- 3 Pick to New York Jets for WR Jim Colclough

## 1966

Rd	Player	Pk	Pos	College
1a	Karl Singer	T		Purdue
1b	Willie Townes	T		Tulsa
2a	Jim Boudreaux	T		La. Tech
2b	Ken Avery	LB		Miss. Southern
3a	Harold Lucas	T		Mich. State
3b	Ed Toner	G		U. Massachusetts
4a	(Pick to New York)			
4b	Heath Wingate	T		Bowling Green
5a	John Mangum	T		Miss. Southern
5b	Ray Perkins	E		Alabama.
6a	Dan Irby	T		Louisiana Tech
6b	Joe Avezzano	G		Florida State
7a	Jim Battles	T		Southern U
7b	Brent Caston	DB		Mississippi
8a	Sam Montgomery	DB		Southern
8b	Tom Schaefer	RB		Chattanooga
9a	Doug Satcher	LB		Southern
9b	Jack White	QB		Penn State
10	Dennis Brewster	T		BYU
10b	Bob Ellis	HB		Massachusetts
11	(Pick to New York)			
11b	Jay Marion	DB		Wyoming
12	Dick Fugere	LB		Cincinnati
13	Tom Carr	FB		Bates St.
14	Bob Hall	DB		Brown
15	Billy Laird	QB		La. Tech
16	Buddy Owens	G		Michigan State
17	Dick Capp	DE		Boston College
18	John Pincavage	E-DB		Virginia
19	Joe Novogratz	G		Pittsburgh
20	Paul Soule	HB		Bowdoin

## 1965

Rd	Player	Pk	Pos	College
1a	Jerry Rush	T		Michigan State
1b	Dave McCormick	T		LSU
2a	(Pick to Houston)			
2b	Bob Kowalkowski	T		Virginia
3a	Jim Whalen	E		Boston College
3b	Bob Cappadonna	FB		Northeastern
4a	Ellis Johnson	HB		S.E. Louisiana
4b	Dick Arrington	G		Notre Dame

# PATRIOTS ALL-TIME DRAFT

5a	Corwyn Aldredge	E	N.W. Louisiana	15	Tony Gibbons	T	John Carroll
5b	Dennis Smith	DE	Cincinnati	16	Pete Pedro	HB	West Texas State
6a	Justin Canale	G	Mississippi State	17	Gary Wood	QB-HB	Cornell
6b	Billy Ezell	DB	LSU	18	Joe Tiller	T	Montana State
7a	Tom Neville	T	Mississippi State	19	Bill Dawson	E	Florida State
7b	John Hankinson	QB	Minnesota	20	Lonnie Farmer	LB	Chattanooga
8a	Fred Brown	E	Miami	21	Tony Lawrence	T	Bowling Green
8b	Beau Colle	DB	LSU	22	Dave Archer	T	Syracuse
9a	Bob Malone	T	Louisiana Tech	23	Dave Humenik	T	Notre Dame
9b	Charles Brown	T	Tulsa	24	Larry Bartolameoli	T	Western Michigan
10	(Pick to Buffalo)			25	Brian Generalovich	E	Pittsburgh
10b	Dave Hettema	T	New Mexico	26	Dick Niglio	HB	Yale
11a	John Frechette	T	Boston College	<b>1964 DRAFT NOTES</b>			
11b	Roy Schmidt	G	Long Beach State	3	Pick to Denver		
12a	Jim Weatherly	DB	Mississippi	5	Pick to San Diego for DT Billy Hudson		
12b	Leon Standridge	E	San Diego State	10	Pick to Buffalo		
13	Charlie Green	QB	Wittenberg	12	Pick to Kansas City		
14	Jay Cunningham	HB	Bowling Green	<b>1963</b>			
15	Ted Rodosevitch	G	Cincinnati	<b>Rd</b>	<b>Player</b>	<b>Pk</b>	<b>Pos College</b>
16	George Pyne	T	Olivet	1	Art Graham	E	Boston College
17a	White Graves	DB	LSU	2	Lee Roy Jordan	C	Alabama
17b	Dave Lee	E	Louisiana Tech	3	Bob Vogel	T	Ohio State
18	Ed Meixler	LB	Boston University	4	Bob Reynolds	T	Bowling Green
19	Jim Nance	FB	Syracuse	5	Lou Cioci	G	Boston College
20	Fred Fugazzi	FB	Missouri Valley	6	Sam Silas	T	Southern Illinois

## 1965 DRAFT NOTES

- 2a Pick to Houston for C Bob Schmidt  
10 Pick to Buffalo for DE Mack Yoho

## 1964

Rd	Player	Pk	Pos	College
1	Jack Concannon	QB		Boston College
2	Jim Kelly	E		Notre Dame
3	(Pick to Denver)			
4	Jon Morris	E		Holy Cross
5	(Pick to San Diego)			
6	Jim Mazurek	G		Syracuse
7	T.W. Alley	T		William & Mary
8a	J.D. Garrett	HB		Grambling
8b	Roger LaLonde	T		Muskingum
9	Lennie St. Jean	E		N. Michigan
10	(Pick to Buffalo)			
11	Jim Barrett	HB		Boston College
12	(Pick to Kansas City)			
13	Joe Scarpati	DB		N. Carolina State
14	Jim Wilson	T		Georgia

11a	Dave Hayes	FB		Penn State
11b	Dave Watson	G		Georgia Tech
12a	Bill Gambrell	HB		South Carolina
12b	Tim Gauntner	HB		John Carroll
13a	Dave Adams	T		Arkansas
13b	Ralph Ferrisi	FB		So. Connecticut
14	Whaley Hall	T		Mississippi
15	Bob Dentel	C		Miami
16	Wes Bryant	T		Arkansas
17	Tom Neumann	HB		Michigan
18	Dave O'Brien	T		Boston College
19	Pat McCarthy	QB		Holy Cross
20	Jim Bradshaw	HB		Chattanooga
21	Gary Sherman	HB		Bowling Green
22	Nate Craddock	FB		Parsons
23	Al Snyder	HB		Holy Cross

# PATRIOTS ALL-TIME DRAFT

## 1963 (CONT.)

24	Dick Schultz	T	Ohio
25	Dennis Gaubatz	G	Louisiana State U
26	Jim Tullis	HB	Florida A&M
27	Dave Adams	T	Arkansas
28	Ron Whaley	HB	Chattanooga
29	Dick Kelly	G	Georgia

## 1963 DRAFT NOTES

11a Pick from Houston

12a Pick from Buffalo

## 1962

Rd	Player	Pk	Pos	College
1	Gary Collins	E		Maryland
2	Leroy Jackson	HB		W. Illinois
3	Sherwyn Thorson	G		Iowa
4	(Pick to Houston)			
5	(Pick to Dallas)			
6	John Schopf	T		Michigan
8	Bennie McRae	HB		Michigan
9	Bill Triplett	FB		Miami, Ohio
10	John Knight	HB		Valparaiso
11	(Pick to Buffalo)			
12	(Pick to Oakland)			
13	Nick Buoniconti	G		Notre Dame
14	Chuck Sieminski	T		Penn State
15	Gerry Goerlitz			N. Michigan
16	Ken Byers	G		Cincinnati
17	Scott Maentz	E		Michigan
18	Tom Chandler	T		Florida A&M
19	Ron Myers	E		Villanova
20	Tom Neck	HB		LSU
21	John Traynham	HB		VMI
22	Bob Asack	T		Columbia
23	Walt Crate	HB		Penn Military
24	Don Christman	C		Richmond
25	Bob Stem	C		Syracuse
26	Jim Field	QB		LSU
27	Al Gursky	HB		Penn State
28	Charles Dickerson	T		Illinois
29	Julius Fincke	T		McNeese State
30	John L. Finn	T		Louisville
31	Mike Ingram	G		Ohio State
32	Charles Taylor	HB		Mississippi
33	Steve Jastrzembki	E		Pittsburgh
34	Ray Lardani	T		Miami (Fla.)

## 1962 DRAFT NOTES

4 Pick to Houston for G Houston Antwine

## 1961

Rd	Player	Pk	Pos	College
1	Tommy Mason	HB		Tulane
2	Rip Hawkins	C		North Carolina
3	Danny LaRose	E		Missouri
4	Mike Zeno	G		Virginia Tech
5	Fran Tarkenton	QB		Georgia
6	Larry Eisenhauer	T		Boston College
7	Paul Terhes	QB		Bucknell
8	Charles Long	G		Chattanooga
9	Roland Lakes	C		Wichita
10	Richard Mueller	E		Kentucky
11	Mel West	HB		Missouri
12	Wayne Harris	C		Arkansas
13	Dan Underwood	T		McNeese State
14	James Wright	QB		Memphis State
15	(Pick to Dallas)			
16	George Balthazar	T		Tennessee A&I
17	Ray Ratkowski	HB		Notre Dame
18	Tom Rodgers	HB		Kentucky
19	Joe Bellino	HB		Navy
20	Clarence Childs	HB		Florida A&M
21	Don Oakes	G		VPI
22	Bob Johnson	E		Michigan
23	Darrel DeDecker	C		Illinois
24	Don Webb	HB		Iowa State
25	Robert Minihane	T		Boston University
26	Charles Granger	T		Southern U. (La.)
27	Terry Huxhold	T		Wisconsin
28	Bryant Harvard	QB		Auburn
29	Ernie McMillan	T		Illinois
30	George Hultz	T		Mississippi Southern

## 1960

### FIRST SELECTIONS:

Player	Pk	Pos	College
Buddy Allen	HB		Utah State
Ron Burton	HB		Northwestern
Dale Chamberlain	FB		Miami, O.
Henry Christopher	E		SMU
Dan Colchico	E		San Jose State
Jack Cummings	QB		North Carolina St.
James Davis	C		Oklahoma
Serafino Fazio	C		Pittsburgh
Max Fugler	C		LSU

# PATRIOTS ALL-TIME DRAFT

Jim Gardner	T	Duke
James Goodyear	T-G	Wake Forest
Dave Harris	HB	Kansas
Al Henderson	T	Colorado State
James Hickman	T-G	Penn State
Robert Kranz	FB	Penn State
Joe Kulbacki	HB	Purdue
Dee Mackey	E	E. Texas St.
Leon Manley	G	W. Texas St.
Cliff Manning	T-G	Hardin-Simmons
Pete Manning	E	Wake Forest
Edward Mazurek	T	Xavier
Bill Meglen	G	Utah State
Frank Mestnik	FB	Marquette
Ron Mix	T	USC
Irvin Nikolai	E	Stanford
Jim Prestel	T	Idaho
Bob Salerno	G	Colorado
Gerhard Schwedes	HB	Syracuse
Richard Soergel	QB	Oklahoma St.
Larry Wagner	T	Vanderbilt
Harvey White	QB	Clemson
Tirey Wilemon	HB	SMU
Gary Wisener	E	Baylor

## SECOND SELECTIONS:

<i>Player</i>	<i>Pk</i>	<i>Pos</i>	<i>College</i>
1. Dave Ames	HB		Richmond
2. James Boeke	T/G		Heidelberg
3. Billy Brewer	QB		Ole Miss.
4. Emanuel Congedo	T/G		Villanova
5. Pat Dye	T/G		Georgia
6. John Farrington	WR		Prairie View
7. Rich Grecni	C		Ohio U.
8. Bud Jones	WR		SMU
9. Don Kacmarek	T/G		North Dakota
10. John Lawrence	T/G		North Carolina St.
11. Ron Maltony	T/G		Purdue
12. Bobby Pate	RB		Presbyterian
13. Jack Rudolph	LB		Georgia Tech
14. Frank Sally	T/G		California
15. Bob Spada	E		Duke
16. Pete Tunney	HB		Occidental
17. Jim Webster	HB		Marquette
18. John Wilcox	T/G		Oregon

# PATRIOTS TRADES 2000-04

**Note:** For the Patriots all-time trades (1960-present, please visit <http://www.patriots.com/history>).

## 2000

- 4/16 The Patriots acquired San Francisco's 2001 sixth round pick for the Patriots 2000 seventh-round pick (212th overall) which was acquired from Philadelphia.
- 8/7 The Patriots acquired Dane Looker from the St. Louis Rams for a sixth round draft choice in 2002.

## 2001

- 4/21 The Patriots acquired Pittsburgh's 2001 second-round (50th overall) and fourth-round (112th overall) picks for the Patriots 2001 second-round (39th overall - LB Kendrell Bell) pick.
- 4/21 The Patriots acquired Detroit's 2001 second-round (48th overall pick for a 2001 second-round (50th overall, from Pittsburgh) pick and sixth-round (173rd overall, from San Francisco) pick.
- 4/21 The Patriots acquired Minnesota's 2001 third-round (86th overall) pick and fourth-round (119th overall) pick for the Patriots third-round (69th overall) pick.
- 4/22 The Patriots acquired San Diego's 2001 fourth-round (96th overall - OL Kenyatta Jones) pick for the Patriots fourth-round (112th overall) and fifth-round (139th overall) picks.
- 4/22 The Patriots acquired Detroit's 2001 sixth-round (180th overall) and seventh-round (216th overall) pick for the Patriots 2001 fifth-round (149th overall, from N.Y. Jets) pick.
- 4/22 The Patriots acquired Jacksonville's 2002 fifth-round pick for the Patriots 2001 sixth-round (170th overall) pick.

## 2002

- 3/8 The Patriots received Green Bay's fourth round draft pick (117th overall) in the 2002 draft and a conditional pick in the 2003 draft (fourth round - 128th overall) for WR Terry Glenn.
- 4/20 The Patriots acquired the Washington Redskins first round pick (21st overall) of the 2002 draft in exchange for their 2002 first round pick (32nd overall), third-round (96th overall) and seventh-round (234th overall).
- 4/21 The Patriots acquired the Buffalo Bills 2003 first-round choice (14th overall) in exchange for QB Drew Bledsoe.
- 4/21 The Patriots acquired the Denver Broncos fourth-round pick (117th overall) in exchange for their 2002 fourth-round (131st overall) and fifth-round (144th overall) choices.
- 4/21 The Patriots obtained the Dallas Cowboys seventh round selection (237th overall), along with 2003 fifth-round choice, in exchange for the Patriots 2002 fifth round pick (168th overall).
- 6/27 The Patriots received an undisclosed future draft choice from St. Louis for LB Kole Ayi.
- 8/19 The Patriots traded veteran offensive tackle Grant Williams to the St. Louis Rams in exchange for a seventh-round (225th overall) draft choice.

## 2003

- 3/6 The Patriots traded tackle Greg Randall to the Houston Texans in exchange for a fifth-round (154th overall) draft choice in the 2003 draft.
- 3/6 The Patriots traded a third (81st overall) and fifth-round (140th overall) selection in the 2003 draft to the Washington Redskins in exchange for a third round selection (75th overall) in 2003 and a fourth-round selection in 2004.
- 4/14 The Patriots traded safety Tebucky Jones to the New Orleans Saints for a third-round pick (78th overall) and seventh-round pick (239th overall) in the 2003 draft, as well as a fourth-round pick in the 2004 draft (113th overall).
- 4/25 The Patriots traded a third-round pick in 2003 (78th overall) to the Miami Dolphins for their second-round pick in the 2004 draft.
- 4/26 The Patriots traded a first round pick in 2003 (14th overall) and a 2003 six round pick (193rd overall) to Chicago for their first round pick (13th overall).
- 4/26 The Patriots traded a first round pick in 2003 (19th overall) to Baltimore for a 2003 second-round pick (41st overall) and their 2004 first round pick (21st overall).
- 4/26 The Patriots traded a second-round pick (41st overall) and a third-round pick (75th overall) to the Houston Texans for a second-round pick (36th overall) and a fourth-round pick (117th overall).
- 4/26 The Patriots traded a second-round pick (50th overall) and a fourth-round pick (120th overall) to the Carolina Panthers for a second-round pick (45th overall).
- 4/27 The Patriots traded a fourth-round pick in 2003 (128th overall) and a fifth round pick in 2003 (157th overall) to the Denver Broncos for a fourth-round pick in 2003 (120th overall).
- 4/27 The Patriots traded a fifth round pick in 2003 (154th overall) and a seventh-round pick in 2003 (225th overall) to the Tennessee Titans for a fifth round pick in 2003 (164th overall), a sixth round pick in 2003 (201st overall) and a seventh-round pick in 2003 (243rd overall).
- 8/19 The Patriots acquired NT Ted Washington from the Chicago Bears in exchange for a 2004 fourth-round pick (104th overall).
- 8/26 The Patriots acquired G Jamil Soriano from the Chicago Bears for a conditional draft pick.

## 2004

- 4/19 The Patriots acquired RB Corey Dillon from the Cincinnati Bengals for a 2004 second round draft pick (56th overall).
- 8/17 The Patriots traded LB Quinn Dorsey to the Chicago Bears for a conditional draft pick.

# PATRIOTS TRADES 2005-09

## 2005

- 3/4 The Patriots acquired CB Duane Starks from the Arizona Cardinals along with a fifth round pick in the 2005 draft (145th overall) in exchange for a third-round pick (95th overall) and a fifth round pick (168th overall).
- 4/23 The Patriots traded a second-round choice in the 2005 draft (64th overall) to the Baltimore Ravens in exchange for a third round selection in 2005 (84th overall), a sixth-round choice in 2005 (195th overall) and Baltimore's third-round pick in the 2006 draft (75th overall).
- 4/24 The Patriots traded a fifth round pick in the 2005 draft (145th overall) and a sixth-round choice in the 2005 draft (206th overall) to the Detroit Lions in exchange for Detroit's fourth-round pick in the 2006 draft (106th overall).
- 4/24 The Patriots traded a sixth round pick in the 2005 draft (195th overall) and a seventh-round pick in the 2005 draft (246th overall) to the Green Bay Packers in exchange for a sixth round selection in the 2005 draft (175th overall).
- 4/24 The Patriots traded a sixth-round choice in the 2005 draft (175th overall) to the Oakland Raiders in exchange for a seventh-round pick in the 2005 draft (230th overall) and a fifth round selection in the 2006 draft (136th overall).
- 8/22 The Patriots acquired WR Andre' Davis from the Cleveland Browns in exchange for a 2006 fifth-round draft choice (152nd overall).

## 2006

- 4/29 The Patriots traded a second-round pick in the 2006 draft (52nd overall) and a third-round pick in the 2006 draft (75th overall) to the Green Bay Packers in exchange for a second-round pick in the 2006 draft (36th overall).
- 6/6 The Patriots acquired DT Johnathan Sullivan from the New Orleans Saints in exchange for WR Bethel Johnson.
- 8/8 The Patriots traded OL Ross Tucker to the Cleveland Browns in exchange for a conditional draft choice.
- 8/21 The Patriots traded T Brandon Gorin to the Arizona Cardinals in exchange for a sixth-round selection in the 2007 NFL Draft (180th overall).
- 9/1 The Patriots traded RB Patrick Cobbs to the Pittsburgh Steelers in exchange for a conditional draft choice.
- 9/2 The Patriots acquired WR Doug Gabriel from the Oakland Raiders in exchange for a fifth-round selection in the 2007 NFL Draft (165th overall).
- 9/11 The Patriots traded WR Deion Branch to the Seattle Seahawks in exchange for a first-round selection in the 2007 NFL Draft (24th overall).

## 2007

- 3/5 The Patriots acquired WR Wes Welker from the Miami Dolphins in exchange for a second-round selection in the 2007 NFL Draft (60th overall) and a seventh-round selection in the 2007 NFL Draft (238th overall).

- 4/28 The Patriots traded a first-round selection in the 2007 NFL Draft (28th overall) to the San Francisco 49ers in exchange for a first-round selection in the 2008 NFL Draft and a fourth-round selection in the 2007 NFL Draft (110th overall - Later traded for WR Randy Moss).
- 4/28 The Patriots traded a third-round selection in the 2007 NFL Draft (91st overall) to the Oakland Raiders in exchange for a third-round selection in the 2008 NFL Draft and a seventh-round selection in the 2007 NFL Draft (211th overall).
- 4/29 The Patriots acquired WR Randy Moss from the Oakland Raiders in exchange for a fourth-round selection in the 2007 NFL Draft (110th overall).
- 8/7 The Patriots acquired CB Dante Wesley from the Chicago Bears in exchange for a conditional draft choice.

## 2008

- 4/26 The Patriots acquired a 2008 first-round selection (10 overall) and a 2008 third-round selection (78th overall) from the New Orleans Saints in exchange for a 2008 first-round selection (7th overall) and a 2008 fifth-round selection (164th overall).
- 4/27 The Patriots acquired a 2009 second-round selection and a 2008 fifth-round selection (160th overall) from the San Diego Chargers in exchange for a 2008 third-round selection (69th overall).
- 4/27 The Patriots acquired a 2008 fifth-round selection (153rd overall) from the Tampa Bay Buccaneers in exchange for a 2008 fifth-round selection (160th overall) and a 2008 seventh-round selection (238th overall).

## 2009

- 2/28 The Patriots acquired a 2009 second-round selection (34th overall - S Patrick Chung) from the Kansas City Chiefs in exchange for quarterback Matt Cassel and linebacker Mike Vrabel.
- 3/5 The Patriots acquired wide receiver Greg Lewis and an undisclosed selection in the 2010 NFL Draft from Philadelphia in exchange for a 2009 fifth-round selection (159th overall - T Fenuki Tupou).
- 4/25 The Patriots acquired a 2009 first-round selection (26th overall - LB Clay Matthews) and a 2009 fifth-round selection (162nd overall - T Jamon Meredith) from the Baltimore Ravens in exchange for a 2009 first-round selection (23rd overall - T Michael Oher).
- 4/25 The Patriots acquired a 2009 second-round selection (41st overall - DB Darius Butler), a 2009 third-round selection (73rd overall - RB Derek Cox) and a 2009 third-round selection (83rd overall - WR Brandon Tate) from the Green Bay Packers in exchange for a 2009 first-round selection (26th overall - LB Clay Matthews) and a 2009 fifth-round selection (162nd overall - T Jamon Meredith).
- 4/25 The Patriots acquired a 2009 second-round selection (40th overall - DL Ron Brace) from the Oakland Raiders in exchange for a 2009 second-round selection (47th overall - S Michael Mitchell), a 2009 fourth-round selection (124th overall - WR Louis Murphy) and a 2009 sixth-round selection (199th overall - DE Stryker Sulak).
- 4/26 The Patriots acquired a 2009 seventh-round selection (232nd overall) and a 2010 second-round selection from the Jacksonville Jaguars in exchange for a 2009 third-round selection (73rd overall - RB Derek Cox).

# PATRIOTS TRADES 2009-12

## 2009 (CONT.)

- 4/26 The Patriots acquired a 2010 second-round selection from the Tennessee Titans in exchange for a 2009 third-round selection (89th overall – TE Jared Cook).
- 4/26 The Patriots acquired a 2009 fifth-round selection (137th overall – LB Jason Phillips) and a 2009 fifth-round selection (141st overall – WR Kenny McKinley) from the Philadelphia Eagles in exchange for CB Ellis Hobbs.
- 4/26 The Patriots acquired a 2009 fourth-round selection (123rd overall – OL Rich Ohrnberger) and a 2009 sixth-round selection (198th overall – LS Jake Ingram) from the Baltimore Ravens in exchange for a 2009 fifth-round selection (137th overall – LB Jason Phillips) and a 2009 fifth-round selection (141st overall – WR Kenny McKinley).
- 4/30 The Patriots acquired TE Alex Smith from the Tampa Bay Buccaneers in exchange for a 2010 fifth-round draft selection.
- 8/6 The Patriots acquired LB Derrick Burgess from the Oakland Raiders in exchange for a 2010 third-round draft selection and a 2010 fifth-round selection.
- 8/17 The Patriots acquired a 2010 fifth-round selection from the Denver Broncos in exchange for DL Le Kevin Smith and a 2010 seventh-round selection.
- 8/25 The Patriots acquired a seventh-round pick in 2010 from the Denver Broncos in exchange for OL Russ Hochstein.
- 9/5 The Patriots acquired a 2011 sixth-round draft selection from the New Orleans Saints in exchange for TE David Thomas.
- 9/5 The Patriots acquired TE Michael Matthews from the New York Giants for a conditional draft selection.
- 9/6 The Patriots acquired a 2011 first-round draft selection from the Oakland Raiders in exchange for DE Richard Seymour.
- 9/22 The Patriots acquired LB Prescott Burgess from the Baltimore Ravens in exchange for a conditional draft selection.

## 2010

- 4/23 The Patriots acquired Denver's 2010 first-round pick (24th overall) and their 2010 fourth-round pick (113th overall) during a 2010 draft day trade in exchange for the Patriots 2010 first-round pick (22nd overall).
- 4/23 The Patriots acquired Dallas's 2010 first-round pick (27th overall) and their 2010 third-round pick (90th overall) during a 2010 draft day trade in exchange for the Patriots 2010 first-round pick (24th overall) and a 2010 fourth-round pick (119th overall).
- 4/24 The Patriots acquired Oakland's 2010 second-round pick (42nd overall) during a 2010 draft day trade in exchange for a 2010 second-round pick (44th overall) and the Patriots assigned 2010 sixth-round pick (190th overall).
- 4/24 The Patriots acquired Arizona's 2010 second-round pick (58th overall) and 2010 third-round pick (89th overall) during a 2010 draft day trade in exchange for a 2010 second-round pick (47th overall). The Patriots

had acquired the 47th overall in a draft day trade in exchange for a 2009 third-round selection (Jared Cook).

- 4/24 The Patriots acquired Carolina's 2011 second-round pick during a 2010 draft day trade in exchange for the Patriots third-round pick (89th pick overall).
- 4/24 The Patriots acquired Houston's 2010 second-round pick (62nd overall) and 2010 fifth-round pick (150th overall) during a draft day trade in exchange for the Patriots 2010 second-round pick (58th overall).
- 4/24 The Patriots acquired Washington's 2010 seventh-round pick (208th overall) during a 2010 draft day trade in exchange for two Patriots 2010 seventh-round picks (229th overall) and (231st overall).
- 8/23 The Patriots acquired OL Quinn Ojinnaka from the Atlanta Falcons for a 2011 seventh-round draft choice.
- 9/5 The Patriots acquired S Jarrad Page from the Kansas City Chiefs for a 2012 seventh-round pick.
- 9/5 The Patriots acquired LB Tracy White and a 2012 seventh-round pick from the Philadelphia Eagles for a 2012 sixth-round pick.
- 9/14 The Patriots traded RB Laurence Maroney and a 2011 sixth-round draft choice to the Denver Broncos for a fourth-round pick in 2011.
- 10/6 The Patriots traded WR Randy Moss and a seventh round draft pick in 2012 to the Minnesota Vikings for a 2011 third-round pick (74th overall).
- 10/12 The Patriots acquired WR Deion Branch in a trade with the Seattle Seahawks in exchange for 2011 fourth-round pick (99th overall).

## 2011

- 4/28 The Patriots acquired New Orleans' 2012 first-round pick and their 2011 second-round pick (56th overall) during a 2011 draft day trade in exchange for the Patriots 2011 first-round pick (28th overall).
- 4/29 The Patriots acquired Houston's 2011 third-round pick (73rd overall) and 2011 fifth-round pick (138th overall) in exchange for the Patriots 2011 second-round pick (60th overall).
- 4/29 The Patriots acquired Oakland's 2012 second-round pick and 2011 seventh-round pick (219th overall) in exchange for the Patriots 2011 third-round pick (92nd overall) and 2011 fourth-round pick (125th overall).
- 4/30 The Patriots acquired Philadelphia's 2011 sixth-round pick (194th overall) in exchange for the Patriots 2011 sixth-round pick (193rd overall).
- 7/29 The Patriots acquired DL Albert Haynesworth from Washington in exchange for a 2013 fifth-round pick.
- 7/29 The New England Patriots acquired WR Chad Ochocinco from the Cincinnati Bengals in exchange for a 2012 fifth-round pick (166th overall) and a 2013 sixth-round pick.

## 2012

- 4/26 The Patriots acquired Cincinnati's 2012 first-round pick (21st overall) during a 2012 draft day trade in exchange for the Patriots 2012 first-round pick (27th overall) and a 2012 third-round pick (93rd overall)



# PATRIOTS TRADES 2012-16

- 4/26 The Patriots acquired Denver's 2012 first-round pick (25th overall) during a 2012 draft day trade in exchange for the Patriots 2012 first-round pick (31st overall) and a 2012 fourth-round pick (126th overall).
- 4/27 The Patriots acquired Green Bay's 2012 third round pick (90th overall) and Green Bay's 2012 fifth round pick (163rd overall) in exchange for the Patriots 2012 second round pick (62nd overall).
- 4/28 The Patriots acquired Green Bay's 2012 sixth-round pick (197th overall) and Green Bay's two 2012 seventh-round picks (224th overall) and (235th overall) in exchange for the Patriots fifth-round pick (163rd overall). The fifth-round pick was originally obtained in a trade with Green Bay earlier in the 2012 draft.
- 9/1 The Patriots acquired WR Greg Salas from St. Louis in a trade on September 1, 2012 in exchange for a 2015 seventh-round draft choice.
- 11/1 The Patriots acquired CB Aqib Talib and a 2013 seventh-round pick from Tampa Bay in a trade on November 1, 2012 in exchange for a 2013 fourth-round draft choice (126th overall).

## 2013

- 4/25 The Patriots acquired Minnesota's 2013 second-round pick (52nd overall), third-round pick (83rd overall), fourth-round pick (102nd overall) and seventh-round pick (229th overall) during a draft day trade in exchange for the Patriots 2013 first-round pick (29th overall).
- 4/27 The Patriots acquired RB LeGarrette Blount from Tampa Bay in a draft day trade with Tampa Bay in exchange for RB Jeff Demps and a 2013 seventh-round pick (229th overall).
- 10/29 The Patriots acquired DT Isaac Sopoaga and a 2014 sixth-round from Philadelphia pick in exchange for a 2014 fifth-round pick (169th overall).

## 2014

- 5/9 The Patriots acquired Jacksonville's 2014 fourth round pick (105th overall) and sixth round pick (179th overall) during a 2014 draft day trade in exchange for the Patriots 2014 third-round pick (93rd overall).
- 8/13 The Patriots acquired DL Ben Bass from Dallas in exchange for DB Justin Green.
- 8/13 The Patriots acquired DL Jerel Worthy from the Green Bay Packers for a conditional draft choice.
- 8/26 The Patriots acquired TE Tim Wright from Tampa Bay and a 2015 fourth-round pick (101st overall) in exchange for G Logan Mankins.
- 8/31 The Patriots acquired a 2016 seventh-round draft choice from Houston in exchange for QB Ryan Mallett.
- 10/22 The Patriots acquired LB Akeem Ayers and a 2015 seventh-round draft pick (219th overall) from Tennessee in exchange for the Patriots 2015 sixth-round draft pick (208th overall).
- 10/28 The Patriots acquired LB Jonathan Casillas and a 2015 sixth-round draft pick (178th overall) from Tampa Bay in exchange for the Patriots 2015 fifth-round draft pick (168th overall).

## 2015

- 5/1 The Patriots acquired Cleveland's 2015 fourth-round pick (111th overall), fifth-round pick (147th overall) and sixth-round pick (202nd overall) in a 2015 draft day trade in exchange for the Patriots 2015 third-round pick (96th overall) and the Patriots seventh-round pick (219th overall).
- 5/2 The Patriots acquired Green Bay's 2015 fifth-round pick (166th overall) and seventh-round pick (247th overall) in a 2015 draft day trade in exchange for the Patriots 2015 fifth-round pick (147th overall).
- 8/11 The Patriots acquired G Ryan Groy from Chicago in exchange for LB Matthew Wells.
- 8/18 The Patriots acquired TE Asante Cleveland from San Francisco in exchange for OL Jordan Devey.
- 8/26 The Patriots acquired OL Michael Williams from Detroit in exchange for a 2017 seventh-round draft pick.
- 9/1 The Patriots acquired WR Jalen Saunders from New Orleans in exchange for a conditional 2018 pick.
- 9/17 The Patriots acquired WR Keshawn Martin from Houston in exchange for a 2016 fifth-round draft pick (166th overall).
- 9/29 The Patriots acquired LB Jonathan Bostic from Chicago in exchange for a 2016 sixth-round draft pick (204th overall).
- 10/1 The Patriots acquired DL Akiem Hicks from New Orleans in exchange for TE Michael Hoomanawanui.

## 2016

- 3/15 The Patriots acquired Arizona's 2016 second-round pick (61st overall) and G Jonathan Cooper in exchange for DE Chandler Jones.
- 3/17 The Patriots acquired Chicago's 2016 sixth-round draft pick (204th overall) and TE Martellus Bennett in exchange for the Patriots 2016 fourth-round draft pick (127th overall).
- 4/29 The Patriots acquired New Orleans' 2016 third-round pick (78th overall) and fourth-round pick (112th overall) in a draft day trade in exchange for the Patriots 2016 second-round pick (61st overall).
- 4/30 The Patriots acquired Miami's 2016 fifth-round pick (147th overall) in a 2016 draft day trade in exchange for two of the Patriots 2016 sixth-round picks (196th overall and 204th overall) and the Patriots 2016 seventh-round pick (250th overall).
- 4/30 The Patriots acquired Seattle's 2016 seventh-round pick (225th overall) and Seattle's 2017 fourth-round pick in a draft day trade in exchange for the Patriots 2016 fifth-round pick (147th overall) and the Patriots 2016 seventh-round pick (243 overall).
- 5/9 The Patriots traded LB Jonathan Bostic to Detroit in exchange for a conditional draft pick.
- 8/25 The Patriots acquired LB Barkevious Mingo from Cleveland in exchange for a 2017 fifth-round draft pick (175th overall).
- 9/7 The Patriots acquired DB Eric Rowe from Philadelphia in exchange for a 2018 fourth-round draft pick.

# PATRIOTS TRADES 2016-19

## 2016 (CONT.)

- 10/25 The Patriots traded TE AJ Derby to Denver in exchange for a 2017 fifth-round draft pick (163rd overall).
- 10/25 The Patriots acquired LB Kyle Van Noy and a 2017 seventh-round draft pick (239th overall) from Detroit in exchange for a 2017 sixth-round draft pick (215th overall).
- 10/31 The Patriots acquired a 2017 third-round draft pick (103rd overall) from Cleveland in exchange for LB Jamie Collins.

## 2017

- 3/9 The Patriots acquired Indianapolis's 2017 sixth-round pick (200th overall) and TE Dwayne Allen in exchange for the Patriots 2017 fourth-round draft pick (137th overall).
- 3/11 The Patriots acquired DE Kony Ealy from Carolina along with a 2017 third-round draft selection (72nd overall) in exchange for their 2017 second-round draft selection (64th overall).
- 3/11 The Patriots acquired WR Brandin Cooks and a 2017 fourth-round draft pick (118th overall) from New Orleans in exchange for their 2017 first-round pick (32nd overall) and 2017 third-round pick (103rd overall).
- 4/28 The Patriots acquired Tennessee's 2017 third-round pick (83th overall) and fourth-round pick (124th overall) in a draft day trade in exchange for the Patriots 2017 third-round pick (72nd overall) and sixth-round pick (200th overall).
- 4/28 The Patriots acquired Detroit's 2017 third-round pick (85th overall) in a draft day trade in exchange for the Patriots 2017 third-round pick (96th overall) and fourth-round pick (124th overall).
- 4/29 The Patriots acquired TE James O'Shaughnessy and a 2017 sixth-round draft pick (216th overall) in a draft day trade with Kansas City in exchange for a 2017 fifth-round draft pick (183rd overall).
- 4/29 The Patriots acquired Dallas's 2017 sixth-round pick (211th overall) in a draft day trade in exchange for the Patriots 2017 sixth-round pick (216th overall) and seventh-round pick (239th overall).
- 8/29 The Patriots acquired LB Marquis Flowers from Cincinnati in exchange for a 2018 seventh-round draft pick (249th overall).
- 9/1 The Patriots traded DB Justin Coleman to Seattle in exchange for a 2018 seventh-round draft pick (250th overall).
- 9/2 The Patriots traded QB Jacoby Brissett to Indianapolis in exchange for WR Phillip Dorsett.
- 9/2 The Patriots acquired CB Johnson Bademosi from Detroit in exchange for a 2019 sixth-round draft pick.
- 9/2 The Patriots acquired DE Cassius Marsh from Seattle in exchange for a 2018 fifth-round draft pick (168th overall) and a 2018 seventh-round draft pick (250th overall).
- 10/30 The Patriots traded QB Jimmy Garoppolo to San Francisco in exchange for their 2018 second-round draft selection (43rd overall).

## 2018

- 3/15 The Patriots acquired DL Danny Shelton from Cleveland and a 2018 fifth-round draft pick (159th overall) in exchange for the Patriots 2019 third-round draft pick.
- 3/15 The Patriots acquired CB Jason McCourty from Cleve-

land and a 2018 seventh-round draft pick (219th overall) in exchange for the Patriots 2018 sixth-round draft pick (205th overall).

- 3/19 The Patriots acquired WR Cordarrelle Patterson and a 2018 sixth-round draft pick (210th overall) from Oakland in exchange for the Patriots 2018 fifth-round draft selection (159th overall).
- 4/4 The Patriots acquired a 2018 first-round draft pick (23rd overall) and a 2018 sixth-round draft pick (198th overall) from the Los Angeles Rams in exchange for WR Brandin Cooks and the Patriots 2018 fourth-round draft pick (136th overall).
- 4/27 The Patriots acquired OL Trent Brown and a fifth-round draft pick (143rd overall) in a draft day trade with San Francisco in exchange for a third-round draft pick (95th overall).
- 4/27 The Patriots acquired Detroit's 2018 second-round draft pick (51st overall) and 2018 fourth-round draft pick (117th overall) in a draft day trade in exchange for a 2018 second-round draft pick (43rd overall).
- 4/27 The Patriots acquired Chicago's 2019 second-round draft pick (56th overall) and their 2018 fourth-round draft pick (105th overall) in a draft day trade in exchange for a 2018 second-round draft pick (51st overall).
- 4/27 The Patriots acquired Tampa Bay's 2018 second-round draft pick (56th overall) in a draft day trade in exchange for the 2018 second-round draft pick (63rd overall) and a 2018 fourth-round draft pick (117th overall).
- 4/28 The Patriots acquired Cleveland's 2018 fourth-round draft pick (114th overall) and 2018 sixth-round draft pick (178th overall) in a draft day trade in exchange for a 2018 fourth-round draft pick (105th overall).
- 4/28 The Patriots acquired Detroit's 2019 third-round draft pick (73rd overall) in a draft day trade in exchange for a 2018 fourth-round draft pick (114th overall).
- 4/28 The Patriots acquired Kansas City's two 2018 seventh-round draft picks (233rd overall and 243rd overall) in a draft day trade in exchange for a 2018 sixth-round draft pick (198th overall).
- 4/28 The Patriots acquired Philadelphia's 2018 seventh-round draft pick (250th overall) and a 2019 seventh-round draft pick (239th overall) in a draft day trade in exchange for a 2018 seventh-round draft pick (233rd overall).
- 8/31 The Patriots acquired a 2020 seventh-round draft pick from Atlanta in exchange for DB Jordan Richards.
- 9/17 The Patriots acquired WR Josh Gordon and a conditional 2019 seventh-round draft pick (243rd overall) from Cleveland in exchange for a 2019 fifth-round draft pick (170th overall).

## 2019

- 3/14 The Patriots acquired DL Michael Bennett and a 2020 seventh-round draft pick (235th overall) from Philadelphia in exchange for a 2020 fifth-round draft pick.
- 4/26 The Patriots acquired the L.A. Rams 2019 second-round draft pick (45th overall) in a draft day trade in exchange for a 2019 second-round draft pick (56th overall) and a

# PATRIOTS TRADES 2019-21

2019 third-round draft pick (101st overall).

- 4/26 The Patriots acquired Seattle's 2019 third-round draft pick (77th overall) and 2019 fourth-round draft pick (118th overall) in a draft day trade in exchange for a 2019 second-round pick (64th overall).
- 4/26 The Patriots acquired Chicago's 2019 third-round draft pick (87th overall) and 2019 fifth-round draft pick (162nd overall) and a 2020 fourth-round draft pick (125th overall) in a draft day trade in exchange for a 2019 third-round draft pick (73rd overall) and 2019 sixth-round draft pick (205th overall).
- 4/26 The Patriots acquired the L.A. Rams 2019 third-round pick (101st overall) and 2019 fourth-round pick (133rd overall) in a draft day trade in exchange for a 2019 third-round pick (97th overall) and a 2019 fifth-round pick (162nd overall). The Patriots had traded the 101st pick to the Rams in an earlier draft day trade.
- 4/27 The Patriots acquired the L.A. Rams 2019 fifth-round draft picks (162nd overall) and (167th overall) in a draft day trade in exchange for a 2019 fourth-round draft pick (134th overall) and a 2019 seventh-round draft pick (243rd overall). The Patriots originally acquired the 162nd overall pick in a 2019 draft day trade with Chicago and then traded to the L.A. Rams in a draft day trade before re-acquiring the pick.
- 4/27 The Patriots acquired Minnesota's 2019 fifth-round draft pick (159th overall) in a draft day trade in exchange for a 2019 fifth-round draft pick (162nd overall) and a 2019 seventh-round pick (239th overall).
- 4/27 The Patriots acquired Philadelphia's 2019 fifth-round draft pick (163rd overall) in a draft day trade in exchange for a 2019 fifth-round (167th overall) and a 2019 seventh-round draft pick (246th overall).
- 4/29 The Patriots acquired Seattle's 2020 seventh-round draft pick (241st overall) in exchange for TE Jacob Hollister.
- 8/13 The Patriots acquired TE Eric Saubert from Atlanta for a conditional 2020 draft pick.
- 8/29 The Patriots acquired OL Korey Cunningham from Arizona in exchange for a 2020 sixth-round draft pick (202nd overall).
- 8/29 The Patriots acquired OL Jermaine Eluemunor and a 2020 sixth-round draft pick (207th overall) from Baltimore in exchange for a 2020 fourth-round draft pick (129th overall).
- 8/31 The Patriots acquired OL Russell Bodine from Buffalo in exchange for a 2020 sixth-round draft pick (207th overall).
- 8/31 The Patriots acquired Denver's 2020 sixth-round draft pick (195th overall) in exchange for DB Duke Dawson Jr. and a 2020 seventh-round draft pick (237th overall).
- 9/1 The Patriots acquired Houston's 2020 sixth-round draft pick (204th overall) in exchange for DB Keion Crossen.
- 9/11 The Patriots acquired the New York Jets 2021 sixth-round draft pick in exchange for WR Demaryius Thomas.
- 10/23 The Patriots acquired WR Mohamed Sanu Sr. from the Atlanta Falcons in exchange for a 2020 second-round draft pick (55th overall).

- 10/25 The Patriots acquired a 2021 sixth-round draft pick from the Dallas Cowboys in exchange for DL Michael Bennett.

## 2020

- 3/18 The Patriots acquired a 2020 fifth-round draft pick (172nd overall) from the Detroit Lions in exchange for DB Duron Harmon and a 2020 seventh-round draft pick (235th overall).
- 4/21 The Patriots acquired a 2020 fourth-round draft pick (139th overall) from the Tampa Bay Buccaneers in exchange for TE Rob Gronkowski and a 2020 seventh-round draft pick (241st overall).
- 4/23 The Patriots acquired the L.A. Chargers 2020 second-round pick (37th overall) and 2020 third-round pick (71st overall) in a draft-day trade in exchange for a 2020 first-round draft pick (23rd overall).
- 4/24 The Patriots acquired Baltimore's 2020 second-round pick (60th overall) and a 2020 fourth-round pick (129th overall) in a draft-day trade in exchange for two 2020 third-round picks (71st overall) and (98th overall).
- 4/24 The Patriots acquired Las Vegas' 2020 third-round pick (91st overall) and a 2020 fifth-round pick (159th overall) in a draft-day trade in exchange for a 2020 third-round pick (100th overall), 2020 fourth-round pick (139th overall) and 2020 fifth-round pick (172nd overall).
- 4/24 The Patriots acquired the New York Jets 2020 third-round pick (101st overall) in a draft-day trade on April 24, 2020, in exchange for 2020 fourth-round picks (125th overall) and (129th overall) and a 2021 sixth-round draft pick.
- 4/25 The Patriots acquired Indianapolis' 2020 sixth-round pick (182nd overall) in a draft-day trade in exchange for 2020 sixth-round picks (212th overall) and (213th overall).
- 8/9 The Patriots acquired CB Michael Jackson Sr. from the Detroit Lions in exchange for a conditional 2022 draft pick.
- 11/3 The Patriots acquired WR Isaiah Ford from the Miami Dolphins in exchange for a 2022 seventh-round draft pick.

## 2021

- 3/18 The Patriots acquired OL Trent Brown and a 2022 seventh-round draft pick from Las Vegas in exchange for a 2022 fifth-round draft pick
- 3/18 The Patriots acquired the Houston Texans 2021 fourth-round pick (122nd overall) and sixth-round pick (188th overall) in exchange for the Patriots 2021 fifth-round pick (158th overall) and sixth-round pick (195th overall) and OL Marcus Cannon.
- 3/18 The Patriots acquired Houston's 2022 seventh-round draft pick in exchange for TE Ryan Izzo.
- 4/30 Acquired Cincinnati's 2021 second-round draft pick (38th overall) in a draft-day trade in exchange for a 2021 second-round pick (46th overall) and two 2021 fourth-round picks (122nd overall) and (139th overall).

# GO PATS

THAT'S WHAT I LIKE 



**OFFICIAL SOFT DRINK OF THE  
NEW ENGLAND PATRIOTS**



PEPSI, PEPSI-COLA, the Pepsi Globe and THAT'S WHAT I LIKE  
are registered trademarks of PepsiCo, Inc. GRI-200616



# RESULTS



# PATRIOTS IN THE PRESEASON

## 1960.....4-1

7/30	W	28-7	at	Buffalo	16,000
8/5	W	43-6	*	Denver	4,706
8/14	L	14-24		Dallas Texans	11,000
8/21	W	21-7	\$	Buffalo	7,500
8/28	W	28-14	#	Oakland	4,000

\*at Providence \$at Worcester #at Amherst

## 1961.....3-1

8/10	W	14-3		N.Y. Titans	15,387
8/19	L	7-17	*	N.Y. Titans	73,916
8/25	W	28-10	\$	Buffalo	4,762
9/1	W	15-12	at	Buffalo	9,022

\*at Philadelphia \$at Providence

## 1962.....2-3

8/11	L	20-21	*	Oakland	9,000
8/15	W	12-7	at	Buffalo	22,112
8/18	L	10-20	\$	Houston Oilers	31,000
8/25	W	17-10	#	N.Y. Titans	11,118
9/1	L	6-7		Buffalo	8,783

\*at Providence \$at New Orleans #at Lowell, Mass.

## 1963.....0-5

8/4	L	17-24	at	Oakland	9,721
8/10	L	17-50	at	San Diego	16,427
8/14	L	20-21	*	Houston Oilers	9,387
8/24	L	14-24	at	Buffalo	17,697
9/1	L	20-22	\$	N.Y. Jets	12,500

\*at Lowell, Mass. \$ New Brunswick, N.J.

## 1964.....0-5

8/9	L	7-38		Houston Oilers	20,087
8/18	L	7-23	*	N.Y. Jets	6,390
8/22	L	20-21	\$	N.Y. Jets	11,500
8/28	L	14-24	at	Buffalo	12,566
9/5	L	17-27	at	Denver	20,568

\*at Lowell, Mass. \$at New Brunswick, N.J.

## 1965.....0-5

8/8	L	0-23		Buffalo	23,674
8/13	L	16-26	*	N.Y. Jets	8,000
8/21	L	6-27	at	Houston Oilers	30,142
8/28	L	0-17	\$	N.Y. Jets	9,217
9/4	L	7-34	at	Kansas City	15,157

\*at Allentown, Pa. \$at Norfolk, Va.

## 1966.....1-3

8/7	L	13-19		Buffalo	23,291
8/20	W	21-10	*	Oakland	36,038
8/27	L	13-31	at	San Diego	11,894
9/1	L	3-41	\$	N.Y. Jets	2,000

\*at Anaheim, Calif. \$at Mobile, Ala.

## 1967.....1-3

8/4	L	13-55	*	N.Y. Jets	16,000
8/13	L	3-33		Baltimore Colts	29,313
8/20	W	13-10	\$	Buffalo	15,300
8/26	L	7-13		Washington	15,523

\*at Bridgeport, Conn. \$at Rochester, N.Y.

## 1968.....1-3

8/10	L	0-19	at	New Orleans	54,400
8/17	L	6-25	*	N.Y. Jets	14,000
8/23	W	19-17	\$	Miami	15,003
9/2	L	20-22		Philadelphia	31,404

\*at Richmond, Va. \$at Jacksonville, Fla.

## 1969.....2-3

8/10	W	21-13	*	Cincinnati	16,900
8/17	L	16-34		Atlanta	24,084
8/25	L	9-22	\$	Detroit	8,212
8/31	W	26-10	#	Denver	18,375
9/6	L	0-13	%	Miami	18,000

\*at Bowling Green, Ohio \$at Montreal #at Jacksonville, Fla.

%at Birmingham, Ala.

## 1970.....0-4

8/16	L	21-45		Washington	25,584
8/29	L	0-26	*	New Orleans	32,000
9/4	L	3-31	\$	Pittsburgh	22,000
9/11	L	14-16	#	Denver	17,832

\*at Jackson, Miss. \$at Shreveport, La #at Salt Lake City, Utah

## 1971.....1-5

8/8	L	10-17	at	Minnesota	31,813
8/15	W	20-14		N.Y. Giants	60,423
8/22	L	14-28	at	Buffalo	31,610
8/29	L	21-31		L.A. Rams	53,271
9/5	L	35-45		Atlanta	48,631
9/10	L	9-38	*	N.Y. Jets	28,082

\*at Memphis, Tenn.

## 1972.....2-4

8/5	L	24-31	at	Oakland	53,661
8/12	L	20-29	at	Philadelphia	30,000
8/20	W	27-17		Chicago	50,892
8/27	L	10-31		N.Y. Giants	51,470
9/2	L	24-49	at	Denver	37,128
9/10	W	34-30		Detroit	47,684

## 1973.....1-5-1

7/28	L	7-20	*	San Francisco	19,685
8/5	T	17-17		Oakland	43,914
8/12	L	7-13		N.Y. Giants	49,209
8/18	L	10-27	at	Atlanta	56,239
8/25	W	31-6	at	New Orleans	64,131
9/2	L	14-35		Washington	50,369
9/7	L	21-34	at	Detroit	50,104

\*at Canton, Ohio

## 1974.....4-2

8/2	W	21-16	at	Washington	16,405
8/11	L	6-21		N.Y. Giants	17,992
8/18	W	7-3		New Orleans	20,546
8/24	W	23-14	at	San Diego	18,903
8/31	L	21-27	*	Denver	18,000
9/8	W	27-17		Philadelphia	35,412

\*at Spokane, Wash.

## 1975.....3-2

8/10	L	14-28		N.Y. Giants	40,726
8/17	W	36-10		Minnesota	40,218
8/22	L	10-24	at	Philadelphia	40,156
8/30	W	20-17	*	Green Bay	51,769
9/7	W	31-24		San Diego	39,502

\*at Milwaukee, Wis.

## 1976.....3-3

8/1	W	ot	13-7		N.Y. Giants	30,032
8/6	L		17-26	*	San Diego	23,800
8/15	L		14-16		Green Bay	30,552
8/21	W		28-17	at	Atlanta	30,619
8/30	L		27-30	at	Cleveland	36,016
9/5	W		20-7		Philadelphia	32,254

\*at Norman, Okla.

## 1977.....5-1

8/6	W	19-3	at	N.Y. Giants	44,471
8/13	W	38-3	*	Green Bay	53,244
8/22	L	10-21	at	Philadelphia	28,025
8/28	W	ot 13-10		Pittsburgh	43,779
9/4	W	45-7		Washington	41,053
9/11	W	29-10		Atlanta	41,346

\*at Milwaukee, Wis.

## 1978.....4-0

8/5	W	14-7	at	L.A. Rams	60,134
8/12	W	21-7	at	Oakland	53,335
8/20	W	24-7		Kansas City	39,043
8/27	W	21-10		Cleveland	42,696

## 1979.....2-2

8/4	W	37-14	at	Atlanta	59,725
8/12	L	3-15		L.A. Rams	44,955
8/19	W	35-14		Oakland	45,518
8/24	L	ot 17-20	at	Denver	75,103

## 1980.....1-3

8/11	W	35-31	at	L.A. Rams	66,656
8/16	L	29-31	at	Oakland	41,649
8/24	L	17-23		Philadelphia	45,207
8/29	L	23-30	at	Seattle	64,759

## 1981.....4-0

8/10	W	34-21	at	L.A. Rams	69,006
8/15	W	17-16	at	Tampa Bay	66,553
8/22	W	23-30		Oakland	43,032
8/30	W	19-10		Washington	44,078

## 1982.....1-3

8/14	L	20-24	*	Pittsburgh	93,251
8/20	L	7-14	at	Philadelphia	56,431
8/28	L	21-36		Dallas	50,118
9/4	W	41-27		Green Bay	39,888

\*at Knoxville, Tenn.

## PRESEASON BREAKDOWN

HOME	61-55-1
ROAD	51-67-0
NEUTRAL	29-21-0
AFC/AFL	79-59-1
NFC/NFL	90-84-0
JULY	2-2-0
AUGUST	107-120-1
SEPTEMBER	10-22-0
1960s	14-32-0
1970s	25-28-1
1980s	18-23-0
1990s	17-24-0
2000s	23-18-0
2010s	22-18-0
OPENERS	25-35-0
HOME OPENERS	26-33-1
INTERNATIONAL	1-3-0

# PATRIOTS IN THE PRESEASON

## 1983..... 0-4

8/6	L	16-27	* Pittsburgh	42,816
8/14	L	15-17	at San Francisco	50,043
8/20	L	7-13	at L.A. Rams	40,190
8/26	L	21-41	at Tampa Bay	52,108

\*at Knoxville, Tenn.

## 1984..... 2-2

8/3	L	20-48	N.Y. Giants	34,751
8/11	L	13-23	at Buffalo	19,578
8/17	W	31-27	at Washington	35,932
8/24	W	36-7	Kansas City	22,721

## 1985..... 1-3

8/10	L	20-32	New Orleans	27,014
8/17	W	31-13	at Kansas City	35,162
8/23	L	36-37	at Washington	50,538
8/31	L	13-14	at L.A. Rams	39,911

## 1986..... 4-1

8/2	W	21-16*	St. Louis Cardinals	22,739
8/10	W	18-7	Washington	37,335
8/16	W	38-34	at New Orleans	54,364
8/22	L	10-24	at L.A. Raiders	44,352
8/30	W	16-9	at Green Bay	50,642

\*at Canton, Ohio

## 1987..... 2-2

8/16	L	17-19	N.Y. Giants	50,014
8/23	Lot	13-19	Philadelphia	38,734
8/29	W	38-27	at Minnesota	49,339
9/4	W	14-13	* Atlanta	52,508

\*at Jacksonville, Fla.

## 1988..... 1-3

8/6	L	30-34	Atlanta	32,949
8/13	L	14-27	* Houston Oilers	48,113
8/20	W	24-21	at Philadelphia	41,502
8/26	L	21-27	Cincinnati	30,941

\*at Memphis, Tenn.

## 1989..... 2-2

8/12	L	17-20	N.Y. Giants	32,398
8/19	W	17-22	* Seattle	48,746
8/26	W	23-7	at Atlanta	21,118
9/1	L	0-16	Green Bay	26,549

\*at St. Louis

## 1990..... 0-4

8/9	L	14-30	* Pittsburgh	26,869
8/18	L	10-44	\$ Tampa Bay	51,066
8/24	L	ot	10-13 Cincinnati	23,768
8/31	L	14-45	Atlanta	24,106

\*at Montreal \$at Jacksonville, Fla.

## 1991..... 1-3

8/3	L	7-28	at Green Bay	52,852
8/10	L	6-27	Washington	16,757
8/17	L	0-46	at Phoenix Cardinals	51,070
8/24	W	24-3	N.Y. Giants	21,147

## 1992..... 1-3

8/8	L	14-34	at Indianapolis	42,786
8/14	L	10-20	San Diego	18,626
8/22	L	9-42	at Detroit	53,682
8/29	W	24-10	at Green Bay	47,152

## 1993..... 1-3

8/7	L	7-13	at San Diego	46,286
8/14	L	9-12	* Cleveland	33,021
8/20	W	21-17	Green Bay	24,909
8/27	L	20-27	Kansas City	46,501

\*at Toronto

## 1994..... 3-1

8/5	W	24-6	New Orleans	37,800
8/13	W	28-10	at L.A. Rams	24,847
8/18	W	27-17	Washington	45,394
8/26	L	20-24	at Green Bay	57,722

## 1995..... 1-3

8/4	L	17-30	Detroit	52,634
8/12	W	21-14	Minnesota	56,241
8/17	L	7-31	at Philadelphia	53,072
8/25	L	24-32	at Oakland	51,709

## 1996..... 3-1

8/2	L	7-24	at Green Bay	57,918
8/12	W	31-7	at Dallas	57,874
8/18	W	37-10	Philadelphia	55,606
8/23	W	27-19	Washington	48,242

## 1997..... 3-1

7/31	L	3-7	at Green Bay	60,778
8/8	W	16-10	Dallas	60,292
8/17	W	31-21	Denver	55,354
8/21	W	28-14	at Philadelphia	40,000

## 1998..... 3-2

8/2	L	13-14	at San Francisco	46,374
8/9	L	0-28	Minnesota	54,111
8/17	W	21-3	* Dallas	106,424
8/22	W	20-17	at Washington	63,781

## 1999..... 1-3

8/29	W	24-7	Philadelphia	59,001
8/2	L	13-14	at San Francisco	46,374
8/9	L	0-28	Minnesota	54,111
8/17	W	21-3	* Dallas	106,424

## 2000..... 3-2

8/22	W	20-17	at Washington	63,781
8/29	W	24-7	Philadelphia	59,001
8/13	L	14-20	Washington	53,440
8/21	W	34-14	Dallas	50,816

## 2001..... 3-1

8/28	L	14-45	at Tampa Bay	64,092
9/2	L	20-23	at Carolina	52,976
7/31	W	20-0	* San Francisco	22,840
8/4	W	13-10	at Detroit	48,929

\*at Canton, Ohio

## 2001..... 3-1

8/10	W	14-0	N.Y. Giants	60,292
8/18	W	23-8	at Carolina	71,597
8/25	L	3-20	at Tampa Bay	65,444
8/30	W	33-13	Washington	60,292

## 2002..... 3-1

8/10	L	19-22	at N.Y. Giants	76,359
8/17	W	16-15	Philadelphia	68,436
8/23	W	23-3	Carolina	68,436
8/29	W	28-14	at Washington	70,118

## 2003..... 4-0

8/7	W	26-6	N.Y. Giants	68,436
8/16	W	20-13	at Washington	68,980
8/22	W	24-12	at Philadelphia	66,279
8/27	W	38-23	Chicago	68,436

## 2004..... 1-3

8/13	W	24-6	Philadelphia	68,756
8/21	L	3-31	at Cincinnati	50,287
8/28	L	17-20	at Carolina	72,829
9/2	L	0-31	Jacksonville	68,756

## 2005..... 2-2

8/12	W	23-13	at Cincinnati	55,544
8/18	L	27-37	New Orleans	68,756
8/26	W	27-3	at Green Bay	69,501
9/1	L	3-27	N.Y. Giants	68,756

## 2006..... 2-2

8/11	L	23-26	at Atlanta	69,283
8/19	W	30-3	Arizona	68,756
8/26	W	41-0	Washington	68,756
8/31	L	23-31	at N.Y. Giants	76,428

## 2007..... 2-2

8/10	L	10-13	at Tampa Bay	65,130
8/17	L	24-27	Tennessee	68,756
8/24	W	24-7	at Carolina	72,882
8/30	W	27-20	N.Y. Giants	68,756

## 2008..... 0-4

8/7	L	15-16	Baltimore	68,756
8/17	L	10-27	at Tampa Bay	63,365
8/22	L	17-27	Philadelphia	68,756
8/28	L	14-19	at N.Y. Giants	76,798

## 2009..... 3-1

8/13	W	27-25	at Philadelphia	69,144
8/20	L	6-7	Cincinnati	68,756
8/28	W	27-24	at Washington	69,384
9/3	W	38-27	N.Y. Giants	68,756

## 2010..... 2-2

8/12	W	27-24	New Orleans	68,756
8/19	W	28-10	at Atlanta	66,783
8/26	L	35-36	St. Louis	68,756
9/2	L	17-20	at N.Y. Giants	72,146



# PATRIOTS IN THE PRESEASON

<b>2011</b> .....	<b>2-2</b>	<b>2014</b> .....	<b>2-2</b>	<b>2017</b> .....	<b>1-3</b>
8/11 W 47-12 Jacksonville	68,756	8/7 L 6-23 at Washington	67,327	8/10 L 24-31 Jacksonville	65,878
8/18 W 31-14 at Tampa Bay	49,313	8/15 W 42-35 Philadelphia	68,756	8/19 L 23-27 at Houston	71,504
8/27 L 10-34 at Detroit	58,665	8/22 W 30-7 Carolina	68,756	8/25 W 30-28 at Detroit	53,621
9/1 L 17-18 N.Y. Giants	68,756	8/28 L 13-16 at N.Y. Giants	74,658	8/31 L 38-40 N.Y. Giants	65,878
<b>2012</b> .....	<b>1-3</b>	<b>2015</b> .....	<b>2-2</b>	<b>2018</b> .....	<b>3-1</b>
8/9 W 7-6 New Orleans	68,756	8/13 L 11-22 Green Bay	66,829	8/9 W 26-17 Washington	65,878
8/20 L 17-27 Philadelphia	68,756	8/22 W 26-24 at New Orleans	73,004	8/16 W 37-20 Philadelphia	71,504
8/24 L 28-30 at Tampa Bay	47,440	8/28 W 17-16 at Carolina	71,801	8/24 L 14-25 at Carolina	73,880
8/29 L 3-6 at N.Y. Giants	75,530	9/3 L 9-12 N.Y. Giants	66,829	8/30 W 17-12 at N.Y. Giants	74,220
<b>2013</b> .....	<b>3-1</b>	<b>2016</b> .....	<b>3-1</b>	<b>2019</b> .....	<b>3-1</b>
8/9 W 31-22 at Philadelphia	69,144	8/11 W 34-22 New Orleans	66,829	8/8 W 31-3 at Detroit	57,414
8/16 W 25-21 Tampa Bay	68,756	8/18 W 23-22 Chicago	66,809	8/17 W 22-17 at Tennessee	63,362
8/22 L 9-40 at Detroit	60,921	8/26 W 19-17 at Carolina	73,816	8/22 W 10-3 Carolina	65,878
8/29 W 28-20 N.Y. Giants	68,756	9/1 L 9-17 at N.Y. Giants	73,808	8/29 L 29-31 N.Y. Giants	65,878

**2020**..... **0-0**

Due to COVID-19, no preseason games were played in 2020.

## PRESEASON SERIES RECORDS

Team	GP	W	L	T	PCT	PF	PA
Ariz./Phx./St.L. Cardinals	3	2	1	0	.667	51	65
Atlanta Falcons	12	6	6	0	.500	287	282
Baltimore Ravens	1	0	1	0	.000	15	16
Buffalo Bills	13	6	7	0	.462	191	201
Carolina Panthers	11	8	3	0	.727	226	150
Chicago Bears	3	3	0	0	1.000	88	62
Cincinnati Bengals	6	2	4	0	.333	84	104
Cleveland Browns	3	1	2	0	.333	57	52
Dallas Cowboys	5	4	1	0	.800	123	70
Denver Broncos	8	3	5	0	.375	193	176
Detroit Lions	10	4	6	0	.400	183	273
Green Bay Packers	14	7	7	0	.500	249	223
Houston Texans	1	0	1	0	.000	23	27
Indianapolis/Balt. Colts	2	0	2	0	.000	17	67
Jacksonville Jaguars	3	1	2	0	.333	71	74
K.C. Chiefs/Dallas Texans	6	3	3	0	.500	132	112
L.A./St. Louis Rams	9	4	5	0	.444	190	178
Miami Dolphins	2	1	1	0	.500	19	30
Minnesota Vikings	5	3	2	0	.600	105	96
New Orleans Saints	12	8	4	0	.667	261	239
N.Y. Giants	29	10	19	0	.345	511	551
N.Y. Jets/Titans	12	2	10	0	.167	132	298
Oakland/L.A. Raiders	12	5	6	1	.434	269	246
Philadelphia Eagles	23	13	10	0	.565	499	448
Pittsburgh Steelers	5	1	4	0	.200	66	122
L.A./San Diego Chargers	7	2	5	0	.286	118	178
San Francisco 49ers	4	1	3	0	.250	55	51
Seattle Seahawks	2	1	1	0	.500	40	42
Tampa Bay Buccaneers	11	3	8	0	.273	190	302
Tenn. Titans/Houston Oilers	7	1	6	0	.143	103	177
Washington	22	14	8	0	.636	507	432
<b>TOTALS</b>	<b>263</b>	<b>119</b>	<b>143</b>	<b>1</b>	<b>.454</b>	<b>5,055</b>	<b>5,344</b>

# ALL-TIME SERIES STANDINGS

## ALL-TIME RECORD VS. OPPONENTS

### OVERALL RECORD (REG. SEASON AND PLAYOFFS)

Team	GP	W	L	T	PCT	PF	PA	FIRST	LAST	PLAYOFFS		
								MEETING	MEETING	GP	W	L
Ariz./Phx./St. L. Cardinals	15	8	7	0	.533	299	280	1970	2020	-	-	-
<b>Atlanta Falcons</b>	<b>15</b>	<b>9</b>	<b>6</b>	<b>0</b>	<b>.600</b>	<b>306</b>	<b>335</b>	<b>1972</b>	<b>2017</b>	<b>1</b>	<b>1</b>	<b>0</b>
Baltimore Ravens	15	11	4	0	.733	396	336	1996	2020	4	2	2
<b>Buffalo Bills</b>	<b>122</b>	<b>76</b>	<b>45</b>	<b>1</b>	<b>.627</b>	<b>2,704</b>	<b>2,234</b>	<b>1960</b>	<b>2020</b>	<b>1</b>	<b>1</b>	<b>0</b>
<b>Carolina Panthers</b>	<b>7</b>	<b>3</b>	<b>4</b>	<b>0</b>	<b>.429</b>	<b>174</b>	<b>149</b>	<b>1995</b>	<b>2017</b>	<b>1</b>	<b>1</b>	<b>0</b>
Chicago Bears	14	10	4	0	.714	336	250	1973	2018	1	0	1
Cincinnati Bengals	26	17	9	0	.654	558	531	1968	2019	-	-	-
<b>Cleveland Browns</b>	<b>25</b>	<b>12</b>	<b>13</b>	<b>0</b>	<b>.480</b>	<b>452</b>	<b>461</b>	<b>1971</b>	<b>2019</b>	<b>1</b>	<b>0</b>	<b>1</b>
Dallas Cowboys	13	6	7	0	.462	259	249	1971	2019	-	-	-
Denver Broncos	54	23	31	0	.426	1,185	1,216	1960	2020	5	1	4
Detroit Lions	12	7	5	0	.583	249	249	1971	2018	-	-	-
Green Bay Packers	12	6	6	0	.500	252	293	1973	2018	1	0	1
<b>Houston Texans</b>	<b>13</b>	<b>10</b>	<b>3</b>	<b>0</b>	<b>.769</b>	<b>400</b>	<b>264</b>	<b>2003</b>	<b>2020</b>	<b>2</b>	<b>2</b>	<b>0</b>
<b>Indianapolis/Balt. Colts</b>	<b>81</b>	<b>52</b>	<b>29</b>	<b>0</b>	<b>.642</b>	<b>2,039</b>	<b>1,537</b>	<b>1970</b>	<b>2018</b>	<b>5</b>	<b>4</b>	<b>1</b>
<b>Jacksonville Jaguars</b>	<b>13</b>	<b>11</b>	<b>2</b>	<b>0</b>	<b>.846</b>	<b>347</b>	<b>224</b>	<b>1996</b>	<b>2018</b>	<b>5</b>	<b>4</b>	<b>1</b>
K.C. Chiefs/Dallas Texans	39	16	20	3	.449	827	978	1960	2020	2	2	0
Las Vegas/Oakland/L.A.Raiders	36	20	15	1	.569	833	845	1960	2020	3	2	1
<b>L.A./San Diego Chargers</b>	<b>43</b>	<b>26</b>	<b>15</b>	<b>2</b>	<b>.628</b>	<b>1,045</b>	<b>859</b>	<b>1960</b>	<b>2020</b>	<b>4</b>	<b>3</b>	<b>1</b>
L.A./St. Louis Rams	15	9	6	0	.600	310	259	1974	2020	2	2	0
<b>Miami Dolphins</b>	<b>111</b>	<b>54</b>	<b>57</b>	<b>0</b>	<b>.486</b>	<b>2,429</b>	<b>2,344</b>	<b>1966</b>	<b>2020</b>	<b>3</b>	<b>2</b>	<b>1</b>
Minnesota Vikings	13	9	4	0	.692	284	254	1970	2018	-	-	-
<b>New Orleans Saints</b>	<b>14</b>	<b>10</b>	<b>4</b>	<b>0</b>	<b>.714</b>	<b>336</b>	<b>299</b>	<b>1972</b>	<b>2017</b>	-	-	-
N.Y. Giants	13	7	6	0	.538	255	245	1970	2019	2	0	2
<b>N.Y. Jets/Titans</b>	<b>124</b>	<b>69</b>	<b>54</b>	<b>1</b>	<b>.560</b>	<b>2,899</b>	<b>2,522</b>	<b>1960</b>	<b>2020</b>	<b>3</b>	<b>2</b>	<b>1</b>
Philadelphia Eagles	15	7	8	0	.467	343	355	1973	2019	2	1	1
Pittsburgh Steelers	33	17	16	0	.515	752	695	1972	2019	5	4	1
San Francisco 49ers	14	5	9	0	.357	268	355	1971	2020	-	-	-
Seattle Seahawks	19	9	10	0	.474	403	385	1977	2020	1	1	0
<b>Tampa Bay Buccaneers</b>	<b>9</b>	<b>7</b>	<b>2</b>	<b>0</b>	<b>.778</b>	<b>201</b>	<b>107</b>	<b>1976</b>	<b>2017</b>	-	-	-
<b>Tenn. Titans/Hou. Oilers</b>	<b>44</b>	<b>25</b>	<b>18</b>	<b>1</b>	<b>.580</b>	<b>1,082</b>	<b>891</b>	<b>1960</b>	<b>2019</b>	<b>4</b>	<b>2</b>	<b>2</b>
Washington Football Team	11	5	6	0	.455	265	212	1972	2019	-	-	-
<b>Totals</b>	<b>990</b>	<b>556</b>	<b>425</b>	<b>9</b>	<b>.566</b>	<b>22,488</b>	<b>20,213</b>	<b>1960</b>		<b>58</b>	<b>37</b>	<b>21</b>

2021 opponents in BOLD

# PATRIOTS IN PRIMETIME

The Patriots have played in 138 prime-time games (beginning after 7 p.m. ET) and have compiled a 81-57 record in those games.

## MONDAY NIGHT (27-27)

### ESPN (15-5)

Date	W/L	Score	Opponent
10/30/06	W	31-7	at Minnesota
10/01/07	W	34-13	at Cincinnati
12/03/07	W	27-24	at Baltimore
10/20/08	W	41-7	Denver
09/14/09	W	25-24	Buffalo
11/30/09	L	17-38	at New Orleans
10/04/10	W	41-14	at Miami
12/06/10	W	45-3	N.Y. Jets
09/12/11	W	38-24	at Miami
11/21/11	W	34-3	Kansas City
12/10/12	W	42-14	Houston
11/18/13	L	20-24	at Carolina
09/29/14	L	14-41	at Kansas City
11/23/15	W	20-13	Buffalo
12/12/16	W	30-23	Baltimore
12/11/17	L	20-27	at Miami
10/29/18	W	25-6	at Buffalo
10/21/19	W	33-0	at N.Y. Jets
11/09/20	W	30-27	at N.Y. Jets
12/28/20	L	9-38	Buffalo

### CBS (0-1)

Date	W/L	Score	Opponent
10/05/20	L	10-26	at Kansas City

### ABC (12-21)

Date	W/L	Score	Opponent
11/06/72	L	17-24	Baltimore
12/01/75	L	7-20	at Miami
10/18/76	W	41-7	N.Y. Jets
09/26/77	L ot	27-30	at Cleveland
09/18/78	L	27-34	Baltimore
12/18/78	L	3-23	at Miami
09/03/79	L ot	13-16	Pittsburgh
10/01/79	L	14-27	at Green Bay
09/29/80	W	23-14	Denver
11/10/80	L	34-38	at Houston
12/08/80	L ot	13-16	at Miami
09/21/81	L	35-21	Dallas
12/16/85	L	27-30	at Miami
12/22/86	W	34-27	at Miami
09/21/87	L	24-43	at N.Y. Jets
12/28/87	W	24-10	at Miami
10/23/95	W	27-14	Buffalo
10/06/97	L	13-34	at Denver
10/27/97	L	10-28	Green Bay
12/22/97	W	14-12	at Miami
09/07/98	L	21-27	at Denver
10/19/98	L	14-24	N.Y. Jets
11/23/98	W	26-23	Miami
11/15/99	L	17-24	N.Y. Jets
09/11/00	L	19-20	at N.Y. Jets
12/04/00	W	30-24	Kansas City
09/09/02	W	30-14	Pittsburgh
12/16/02	L	7-24	at Tennessee
11/03/03	W	30-26	at Denver
11/22/04	W	27-19	at Kansas City
12/20/04	L	28-29	at Miami
11/07/05	L	21-40	Indianapolis
12/26/05	W	31-21	at N.Y. Jets

## SUNDAY NIGHT (32-22)

### NBC (20-13)

Date	W/L	Score	Opponent
09/24/06	L	7-17	Denver
11/05/06	L	20-27	Indianapolis
09/16/07	W	38-14	San Diego
11/18/07	W	56-10	at Buffalo
11/25/07	W	31-28	Philadelphia
10/12/08	L	10-30	at San Diego
11/02/08	L	15-18	at Indianapolis
11/15/09	L	34-35	at Indianapolis
11/14/10	W	39-26	at Pittsburgh
12/19/10	W	31-27	Green Bay
11/13/11	W	37-16	at N.Y. Jets
09/23/12	L	30-31	at Baltimore
12/16/12	L	34-41	San Francisco
09/29/13	W	30-23	at Atlanta
11/24/13	W ot	34-31	Denver
10/05/14	W	43-17	Cincinnati
11/16/14	W	42-20	at Indianapolis
12/07/14	W	23-14	at San Diego
10/18/15	W	34-27	at Indianapolis
11/29/15	L ot	24-30	at Denver
12/13/15	W	27-6	at Houston
09/11/16	W	23-21	at Arizona
11/13/16	L	24-31	Seattle
10/22/17	W	23-7	Atlanta
11/12/17	W	41-16	at Denver
09/23/18	L	10-26	at Detroit
10/14/18	W	43-40	Kansas City
11/04/18	W	31-17	Green Bay
09/08/19	W	33-3	Pittsburgh
11/03/19	L	20-37	at Baltimore
12/01/19	L	22-28	at Houston
09/20/20	L	30-35	at Seattle
11/15/20	W	23-17	Baltimore

### ESPN (9-6)

Date	W/L	Score	Opponent
11/08/87	L	10-17	at N.Y. Giants
11/20/88	W	6-3	at Miami
12/10/89	L	10-31	at Miami
11/10/91	L	20-30	at Miami
11/27/94	W	12-10	at Indianapolis
12/01/96	W	45-7	at San Diego
09/13/98	W	29-6	Indianapolis
09/26/99	W	16-14	N.Y. Giants
12/05/99	W	13-6	Dallas
11/18/01	L	17-24	St. Louis
11/17/02	L	20-27	at Oakland
12/22/02	L	17-30	N.Y. Jets
11/16/03	W	12-0	Dallas
11/14/04	W	29-6	Buffalo
10/30/05	W	21-16	Buffalo

### TNT (2-3)

Date	W/L	Score	Opponent
10/04/92	L	21-30	at N.Y. Jets
09/26/93	L	7-45	at N.Y. Jets
10/08/95	L	3-37	Denver
10/27/96	W	28-25	Buffalo
09/14/97	W ot	27-24	N.Y. Jets

### ABC (1-0)

Date	W/L	Score	Opponent
09/24/78	W	21-14	at Oakland

## THURSDAY NIGHT (12-5)

### NBC (2-1)

Date	W/L	Score	Opponent
11/22/12	W	49-19	at N.Y. Jets
09/10/15	W	28-21	Pittsburgh
09/07/17	L	27-42	Kansas City

### ABC (3-1)

Date	W/L	Score	Opponent
11/29/79	L	24-39	at Miami
09/11/86	W	20-6	at N.Y. Jets
09/09/04	W	27-24	Indianapolis
09/08/05	W	30-20	Oakland

### NFL NETWORK/CBS (5-1)

Date	W/L	Score	Opponent
11/13/08	L ot	31-34	N.Y. Jets
09/12/13	W	13-10	N.Y. Jets
10/16/14	W	27-25	N.Y. Jets
10/29/15	W	36-7	Miami
09/22/16	W	27-0	Houston
10/05/17	W	19-14	at Tampa Bay

### NFL NETWORK/FOX (2-1)

Date	W/L	Score	Opponent
10/04/18	W	38-24	Indianapolis
10/10/19	W	35-14	N.Y. Giants
12/10/20	L	3-24	at L.A. Rams

### TNT (0-1)

Date	W/L	Score	Opponent
10/18/90	L	10-17	at Miami

## SATURDAY NIGHT (2-1)

### ESPN (1-1)

Date	W/L	Score	Opponent
12/23/95	L	7-10	at Indianapolis
12/20/03	W	21-16	at N.Y. Jets

### NFL NETWORK (1-0)

Date	W/L	Score	Opponent
12/29/07	W	38-35	at N.Y. Giants

## PRIME-TIME PLAYOFF GAMES (8-2)

All 10 games played on Saturdays

### CBS (7-2)

Date	W/L	Score	Opponent
01/19/02	W ot	16-13	Oakland
01/10/04	W	17-14	Tennessee
01/14/06	L	13-27	at Denver
01/12/08	W	31-20	Jacksonville
01/14/12	W	45-10	Denver
01/11/14	W	43-22	Indianapolis
01/14/17	W	34-16	Houston
01/13/18	W	35-14	Tennessee
01/04/20	L	13-20	Tennessee

### ABC (1-0)

Date	W/L	Score	Opponent
01/07/06	W	28-3	Jacksonville

# SERIES RESULTS

(Includes playoff games)

## ARIZONA CARDINALS

### Patriots 8, Cardinals 7

11/08/70	L	0-31	A
11/02/75	L	17-24	A
09/10/78	W	16-6	A
11/29/81	L	20-27	H
12/02/84	L	10-33	H
11/25/90	L	14-34	A
09/29/91	L	10-24	A
10/10/93	W	23-21	A
09/15/96	W	31-0	H
10/31/99	W	27-3	A
09/19/04	W	23-12	A
12/21/08	W	47-7	H
09/16/12	L	18-20	H
09/11/16	W	23-21	A
11/29/20	W	20-17	H

**Note:** Franchise located in St. Louis from 1960-87; named Phoenix Cardinals from 1988-94.

## ATLANTA FALCONS

### Patriots 9, Falcons 6

09/24/72	W	21-20	H
12/04/77	W	16-10	A
09/14/80	L	21-37	H
10/30/83	L	13-24	A
11/02/86	W	25-17	H
10/15/89	L	15-16	A
11/29/92	L	0-34	A
10/01/95	L	17-30	A
11/08/98	L	10-41	H
11/04/01	W	24-10	A
10/09/05	W	31-28	A
09/27/09	W	26-10	H
09/29/13	W	30-23	A
02/05/17*	W	34-28	OT N
10/22/17	W	23-7	H

\* = Super Bowl LI

## BALTIMORE RAVENS

### Patriots 11, Ravens 4

10/06/96	W	46-38	A
01/02/00	W	20-3	H
11/28/04	W	24-3	H
12/03/07	W	27-24	A
10/04/09	W	27-21	H
01/10/10*	L	14-33	H
10/17/10	W	23-20	OT H
01/22/12*	W	23-20	H
09/23/12	L	30-31	A
01/20/13*	L	13-28	H
12/22/13	W	41-7	A
01/10/15*	W	35-31	H
12/12/16	W	30-23	H
11/03/19	L	20-37	A
11/15/20	W	23-17	H

\* = Playoffs

## BUFFALO BILLS

### Patriots 76, Bills 45 (1 Tie)

09/23/60	L	0-13	H
12/04/60	L	14-38	A
09/23/61	W	23-21	A
10/22/61	W	52-21	H
11/03/62	T	28-28	A
11/23/62	W	21-10	H
10/26/63	L	21-28	A
12/01/63	W	17-7	H
12/28/63*	W	26-8	A
11/15/64	W	36-28	A
12/20/64	L	14-24	H
09/11/65	L	7-24	A
11/07/65	L	7-23	H
10/08/66	W	20-10	A
12/04/66	W	14-3	H
09/24/67	W	23-0	A
12/09/67	L	16-44	H
09/08/68	W	16-7	A
10/20/68	W	23-6	H
10/11/69	L	16-23	A
11/23/69	W	35-21	H
11/01/70	L	10-45	H
11/29/70	W	14-10	A
11/14/71	W	38-33	H
11/28/71	L	20-27	A
10/08/72	L	14-38	A
11/19/72	L	24-27	H
09/16/73	L	13-31	H
12/09/73	L	13-37	A
10/20/74	L	28-30	A
11/03/74	L	28-29	H
11/23/75	L	31-45	A
12/14/75	L	14-34	H
10/24/76	W	26-22	A
11/07/76	W	20-10	H
11/06/77	L	14-24	H
11/20/77	W	20-7	A
11/05/78	W	14-10	A
12/10/78	W	26-24	H
11/04/79	W	26-6	A
11/25/79	L	13-16	OT H
10/26/80	L	13-31	A
12/14/80	W	24-2	H
11/22/81	L	17-20	A
12/13/81	L	10-19	H
01/02/83	W	30-19	H
10/23/83	W	31-0	A
11/06/83	W	21-7	H
09/02/84	W	21-17	A
11/11/84	W	38-10	H
09/22/85	W	17-14	A
10/13/85	W	14-3	H
10/26/86	W	23-3	A
11/23/86	W	22-19	H
10/11/87	W	14-7	H
12/20/87	W	13-7	A
09/18/88	L	14-16	H
10/23/88	L	20-23	A
10/01/89	L	10-31	A

11/19/89	W	33-24	H
10/28/90	L	10-27	H
11/18/90	L	0-14	A
11/03/91	L	17-22	A
11/24/91	W	16-13	H
09/27/92	L	7-41	H
11/01/92	L	7-16	A
09/05/93	L	14-38	A
11/07/93	L	10-13	OT H
09/11/94	L	35-38	H
12/18/94	W	41-17	A
10/23/95	W	27-14	H
11/26/95	W	35-25	A
09/08/96	L	10-17	A
10/27/96	W	28-25	H
10/12/97	W	33-6	H
11/09/97	W	31-10	A
11/15/98	L	10-13	A
11/29/98	W	25-21	H
11/28/99	L	7-17	A
12/26/99	L	10-13	OT H
11/05/00	L	13-16	OT H
12/17/00	W	13-10	OT A
11/11/01	W	21-11	H
12/16/01	W	12-9	OT A
11/03/02	W	38-7	A
12/08/02	W	27-17	H
09/07/03	L	0-31	A
12/27/03	W	31-0	H
10/03/04	W	31-17	A
11/14/04	W	29-6	H
10/30/05	W	21-16	H
12/11/05	W	35-7	A
09/10/06	W	19-17	H
10/22/06	W	28-6	A
09/23/07	W	38-7	H
11/18/07	W	56-10	A
11/09/08	W	20-10	H
12/28/08	W	13-0	A
09/14/09	W	25-24	H
12/20/09	W	17-10	A
09/26/10	W	38-30	H
12/26/10	W	34-3	A
09/25/11	L	31-34	A
01/01/12	W	49-21	H
09/30/12	W	52-28	A
11/11/12	W	37-31	H
09/08/13	W	23-21	A
12/29/13	W	34-20	H
10/12/14	W	37-22	A
12/28/14	L	9-17	H
09/20/15	W	40-32	A
11/23/15	W	20-13	H
10/02/16	L	0-16	H
10/30/16	W	41-25	A
12/03/17	W	23-3	A
12/24/17	W	37-16	H
10/29/18	W	25-6	A
12/23/18	W	24-12	H
09/29/19	W	16-10	H
12/21/19	W	24-17	H
11/01/20	L	21-24	A
12/28/20	L	9-38	H

\* = Playoffs

# SERIES RESULTS

## CAROLINA PANTHERS

### Panthers 4, Patriots 3

10/29/95	L	17-20	OT	H
01/06/02	W	38-6		A
02/01/04*	W	32-29		N
09/18/05	L	17-27		A
12/13/09	W	20-10		H
11/18/13	L	20-24		A
10/01/17	L	30-33		H

\* = Super Bowl XXXVIII

## CHICAGO BEARS

### Patriots 10, Bears 4

10/21/73	W	13-10		A
10/14/79	W	27-7		A
12/05/82	L	13-26		A
09/15/85	L	7-20		A
01/26/86*	L	10-46		N
10/30/88	W	30-7		H
12/24/94	W	13-3		A
09/21/97	W	31-3		H
12/10/00	L	17-24		A
11/10/02	W	33-30		A
11/26/06	W	17-13		H
12/12/10	W	36-7		A
10/26/14	W	51-23		H
10/21/18	W	38-31		A

**Note:** The game on Nov. 10, 2002 was played in Champaign, Ill.

\* = Super Bowl XX

## CINCINNATI BENGALS

### Patriots 17, Bengals 9

12/01/68	W	33-14		H
11/16/69	W	25-14		A
12/20/70	L	7-45		A
09/17/72	L	7-31		H
10/12/75	L	10-27		A
10/15/78	W	10-3		A
09/16/79	W	20-14		A
10/14/84	W	20-14		H
12/22/85	W	34-23		H
12/07/86	L	7-31		H
10/16/88	W	27-21		H
09/23/90	L	7-41		A
12/22/91	L	7-29		A
12/20/92	L	10-20		A
12/12/93	W	7-2		H
09/18/94	W	31-28		A
11/19/00	W	16-13		H
09/09/01	L	17-23		A
12/12/04	W	35-28		H
10/01/06	W	38-13		A
10/01/07	W	34-13		A
09/12/10	W	38-24		H
10/06/13	L	6-13		A
10/05/14	W	43-17		H
10/16/16	W	35-17		H
12/15/19	W	34-13		A

## CLEVELAND BROWNS

### Browns 13, Patriots 12

11/21/71	L	7-27		A
11/10/74	L	14-21		H
09/26/77	L	27-30	OT	A
09/07/80	W	34-17		H
11/21/82	L	7-10		A
11/20/83	L	0-30		H
10/07/84	W	17-16		A
10/06/85	L	20-24		A
10/04/87	L	10-20		H
09/08/91	L	0-20		H
10/25/92	L	17-19		H
12/19/93	W	20-17		A
11/06/94	L	6-13		A
01/01/95*	L	13-20		A
09/03/95	W	17-14		H
10/03/99	W	19-7		A
11/12/00	L	11-19		A
12/09/01	W	27-16		H
10/26/03	W	9-3		H
12/05/04	W	42-15		A
10/07/07	W	34-17		H
11/07/10	L	14-34		A
12/08/13	W	27-26		H
10/09/16	W	33-13		A
10/27/19	W	27-13		H

\* = Playoffs

## DALLAS COWBOYS

### Cowboys 7, Patriots 6

10/24/71	L	21-44		A
11/16/75	L	31-34		H
12/03/78	L	10-17		A
09/21/81	L	21-35		H
11/22/84**	L	17-20		A
11/15/87	L	17-23	OT	H
12/15/96	L	6-12		A
12/05/99	W	13-6		H
11/16/03	W	12-0		H
10/14/07	W	48-27		A
10/16/11	W	20-16		H
10/11/15	W	30-6		A
11/24/19	W	13-9		H

\*\* = Thanksgiving

## DENVER BRONCOS

### Broncos 31, Patriots 23

09/09/60	L	10-13		H
10/23/60	L	24-31		A
09/16/61	W	45-17		H
12/03/61	W	28-24		A
09/21/62	W	41-16		H
11/11/62	W	33-29		A
09/29/63	L	10-14		A
10/18/63	W	40-21		H
10/04/64	W	39-10		A
11/20/64	W	12-7		H
09/24/65	L	10-27		H

12/12/65	W	28-20		A
09/18/66	W	24-10		A
11/06/66	L	10-17		H
09/03/67	L	21-26		A
09/29/68	W	20-17		A
11/03/68	L	14-35		H
09/14/69	L	7-35		A
12/17/72	L	21-45		A
11/28/76	W	38-14		H
11/11/79	L	10-45		A
09/29/80	W	23-14		H
11/04/84	L	19-26		A
09/28/86	L	20-27		A
01/04/87*	L	17-22		A
12/06/87	L	20-31		A
12/17/88	L	10-21		A
10/27/91	L	6-9		H
12/01/91	L	3-20		A
10/08/95	L	3-37		H
11/17/96	L	8-34		H
10/06/97	L	13-34		A
09/07/98	L	21-27		A
10/24/99	W	24-23		H
10/01/00	W	28-19		A
10/28/01	L	20-31		A
10/27/02	L	16-24		H
11/03/03	W	30-26		A
10/16/05	L	20-28		A
01/14/06*	L	13-27		A
09/24/06	L	7-17		H
10/20/08	W	41-7		H
10/11/09	L	17-20	OT	A
12/18/11	W	41-23		A
01/14/12*	W	45-10		H
10/07/12	W	31-21		H
11/24/13	W	34-31	OT	H
01/19/14*	L	16-26		A
11/02/14	W	43-21		H
11/29/15	L	24-30	OT	A
01/24/16*	L	18-20		A
12/18/16	W	16-3		A
11/12/17	W	41-16		A
10/18/20	L	12-18		H

\* = Playoffs

## DETROIT LIONS

### Patriots 7, Lions 5

09/26/71	L	7-34		H
10/10/76	L	10-30		A
10/07/79	W	24-17		H
12/08/85	W	23-6		H
09/12/93	L	16-19	OT	H
09/25/94	W	23-17		A
11/23/00**	L	9-34		A
11/28/02**	W	20-12		A
12/03/06	W	28-21		H
11/25/10**	W	45-24		A
11/23/14	W	34-9		H
09/23/18	L	10-26		A

\*\* = Thanksgiving

# SERIES RESULTS

## GREEN BAY PACKERS

### Patriots 6, Packers 6

11/18/73	W	33-24	H
10/01/79	L	14-27	A
09/08/85	W	26-20	H
10/09/88	L	3-45	A
10/02/94	W	17-16	H
01/26/97*	L	21-35	N
10/27/97	L	10-28	H
10/13/02	L	10-28	H
11/19/06	W	35-0	A
12/19/10	W	31-27	H
11/30/14	L	21-26	A
11/04/18	W	31-17	H

**Note:** 1988 game was played in Milwaukee.

\* = Super Bowl XXXI

## HOUSTON TEXANS

### Patriots 10, Texans 3

11/23/03	W	23-20	OT	A
12/17/06	W	40-7		H
01/03/10	L	27-34		A
12/10/12	W	42-14		H
01/13/13*	W	41-28		H
12/01/13	W	34-31		A
12/13/15	W	27-6		A
09/22/16	W	27-0		H
01/14/17*	W	34-16		H
09/24/17	W	36-33		H
09/09/18	W	27-20		H
12/01/19	L	22-28		A
11/22/20	L	20-27		A

\* = Playoffs

## INDIANAPOLIS COLTS

### Patriots 52, Colts 29

10/04/70	L	6-14	H
10/25/70	L	3-27	A
10/03/71	L	3-23	H
12/19/71	W	21-17	A
11/06/72	L	17-24	H
11/26/72	L	0-31	A
10/07/73	W	24-16	H
12/16/73	L	13-18	A
10/06/74	W	42-3	H
11/24/74	W	27-17	A
10/19/75	W	21-10	H
12/21/75	L	21-34	A
09/12/76	L	13-27	H
11/14/76	W	21-14	A
10/23/77	W	17-3	H
12/18/77	L	24-30	A
09/18/78	L	27-34	H
11/26/78	W	35-14	A
10/10/79	L	26-31	A
11/18/79	W	50-21	H

10/19/80	W	37-21	A
11/23/80	W	47-21	H
09/06/81	L	28-29	H
12/20/81	L	21-23	A
09/12/82	W	24-13	H
09/04/83	L	23-29	OT H
10/09/83	L	7-12	A
11/18/84	W	50-17	A
12/16/84	W	16-10	H
11/10/85	W	34-15	H
12/01/85	W	38-31	A
09/07/86	W	33-3	H
11/09/86	W	30-21	A
10/25/87	L	16-30	A
11/22/87	W	24-0	H
10/02/88	W	21-17	H
10/29/89	W	23-20	OT A
11/27/88	L	21-24	A
12/03/89	W	22-16	H
09/16/90	W	16-14	A
11/11/90	L	10-13	H
09/01/91	W	16-7	A
12/08/91	W	23-17	OT H
11/15/92	W	37-34	OT A
12/06/92	L	0-6	H
10/31/93	L	6-9	A
12/26/93	W	38-0	H
11/27/94	W	12-10	A
12/11/94	W	28-13	H
11/19/95	L	10-24	H
12/23/95	L	7-10	A
10/20/96	W	27-9	A
11/24/96	W	27-13	H
09/07/97	W	31-6	A
11/30/97	W	20-17	H
09/13/98	W	29-6	H
11/01/98	W	21-16	A
09/19/99	W	31-28	H
12/12/99	L	15-20	A
10/08/00	W	24-16	H
10/22/00	L	23-30	A
09/30/01	W	44-13	H
10/21/01	W	38-17	A
11/30/03	W	38-34	A
01/18/04*	W	24-14	H
09/09/04	W	27-24	H
01/16/05*	W	20-3	H
11/07/05	L	21-40	H
11/05/06	L	20-27	H
01/21/07*	L	34-38	A
11/04/07	W	24-20	A
11/02/08	L	15-18	A
11/15/09	L	34-35	A
11/21/10	W	31-28	H
12/04/11	W	31-24	H
11/18/12	W	59-24	H
01/11/14*	W	43-22	H
11/16/14	W	42-20	A
01/18/15*	W	45-7	H
10/18/15	W	34-27	A
10/04/18	W	38-24	H

**Note:** Franchise located in Baltimore from 1947-83

\* = Playoffs

## JACKSONVILLE JAGUARS

### Patriots 11, Jaguars 2

09/22/96	W	28-25	OT	H
01/12/97*	W	20-6		H
12/07/97	W	26-20		A
01/03/99*	L	10-25		A
12/14/03	W	27-13		H
01/07/06*	W	28-3		H
12/24/06	W	24-21		A
01/12/08*	W	31-20		H
12/27/09	W	35-7		H
12/23/12	W	23-16		A
09/27/15	W	51-17		H
01/21/18*	W	24-20		H
09/16/18	L	20-31		A

\* = Playoffs

## KANSAS CITY CHIEFS

### Chiefs 20, Patriots 16 (3 Ties)

11/18/60	W	42-14		H
12/11/60	L	0-34		A
10/29/61	W	18-17		A
11/03/61	W	28-21		H
09/08/62	L	28-42		A
10/12/62	L	7-27		H
11/17/63	T	24-24		H
12/14/63	L	3-35		A
10/23/64	W	24-7		H
12/06/64	W	31-24		A
10/03/65	L	17-27		A
11/21/65	T	10-10		H
09/25/66	L	24-43		H
11/20/66	T	27-27		A
11/12/67	L	10-33		H
11/17/68	L	17-31		A
09/21/69	L	0-31		H
10/11/70	L	10-23		A
09/23/73	L	7-10		H
09/18/77	W	21-17		H
10/04/81	W	33-17		H
12/02/90	L	7-37		H
12/13/92	L	20-27		A
10/15/95	L	26-31		A
10/11/98	W	40-10		H
10/10/99	L	14-16		A
12/04/00	W	30-24		H
09/22/02	W	41-38	OT	H
11/22/04	W	27-19		A
11/27/05	L	16-26		A
09/07/08	W	17-10		H
11/21/11	W	34-3		H
09/29/14	L	14-41		A
01/16/16*	W	27-20		H
09/07/17	L	27-42		H
10/14/18	W	43-40		H
01/20/19*	W	37-31	OT	A
12/08/19	L	16-23		H
10/05/20	L	10-26		A

**Note:** Franchise located in Dallas (as Dallas Texans) from 1960-62.

\* = Playoffs

# SERIES RESULTS

## LAS VEGAS RAIDERS

### Patriots 20, Raiders 15 (1 Tie)

10/16/60	L	14-27	A
11/04/60	W	34-28	H
11/17/61	W	20-17	H
12/09/61	W	35-21	A
10/26/62	W	26-16	H
12/16/62	L	0-20	A
09/22/63	W	20-14	A
10/11/63	W	20-14	H
09/13/64	W	17-14	A
10/16/64	T	43-43	H
10/08/65	L	10-24	H
10/24/65	L	21-30	A
10/30/66	W	24-21	H
09/17/67	L	7-35	A
10/22/67	L	14-48	H
10/06/68	L	10-41	A
09/28/69	L	23-38	H
09/19/71	W	20-6	H
12/01/74	L	26-41	A
10/03/76	W	48-17	H
12/18/76*	L	21-24	A
09/24/78	W	21-14	A
11/01/81	L	17-27	A
09/29/85	L	20-35	H
01/05/86*	W	27-20	A
11/01/87	W	26-23	H
11/26/89	L	21-24	A
10/09/94	L	17-21	H
01/19/02*	W	16-13	OT H
11/17/02	L	20-27	A
09/08/05	W	30-20	H
12/14/08	W	49-26	A
10/02/11	W	31-19	A
09/21/14	W	16-9	H
11/19/17**	W	33-8	A
09/27/20	W	36-20	H

**Notes:** Franchise located in Oakland from 1960-81 and 1995-2019. Located in Los Angeles from 1982-94. The games on Oct. 16, 1960, and Dec. 9, 1961, were played in San Francisco. The game on Nov. 19, 2017 was played in Estadio Azteca in Mexico City.

\* = Playoffs

\*\* Played in Mexico City

## LOS ANGELES CHARGERS

### Patriots 26, Chargers 15 (2 Ties)

10/08/60	W	35-0	A
10/28/60	L	16-45	H
10/07/61	L	27-38	H
12/17/61	W	41-0	A
10/19/62	W	24-20	H
12/09/62	W	20-14	A
09/14/63	L	13-17	A
11/10/63	L	6-7	H
01/05/64*	L	10-51	A

09/20/64	W	33-28	A
10/09/64	L	17-26	H
10/17/65	T	13-13	H
10/31/65	W	22-6	A
09/10/66	L	0-24	A
10/23/66	W	35-17	H
09/09/67	L	14-28	A
10/08/67	T	31-31	A
11/10/68	L	17-27	H
10/19/69	L	10-13	H
12/07/69	L	18-28	A
11/15/70	L	14-16	H
12/02/73	W	30-14	H
11/09/75	W	33-19	A
10/16/77	W	24-20	A
10/01/78	W	28-23	H
09/23/79	W	27-21	H
10/16/83	W	37-21	H
11/20/94	W	23-17	H
12/01/96	W	45-7	A
08/31/97	W	41-7	H
10/14/01	W	29-26	OT H
09/29/02	L	14-21	A
10/02/05	L	17-41	H
01/14/07*	W	24-21	A
09/16/07	W	38-14	H
01/20/08*	W	21-12	H
10/12/08	L	10-30	A
10/24/10	W	23-20	A
09/18/11	W	35-21	H
12/07/14	W	23-14	A
10/29/17	W	21-13	H
01/13/19*	W	41-28	H
12/06/20	W	45-0	A

**Note:** Franchise located in Los Angeles in 1960. Located in San Diego from 1961-2016.

\* = Playoffs

## LOS ANGELES RAMS

### Patriots 9, Rams 6

09/29/74	W	20-14	H
11/16/80	L	14-17	H
12/11/83	W	21-7	A
11/16/86	W	30-28	A
12/24/89	L	20-24	H
09/13/92	L	0-14	A
12/13/98	L	18-32	A
11/18/01	L	17-24	H
02/03/02*	W	20-17	N
11/07/04	W	40-22	A
10/26/08	W	23-16	H
10/28/12^	W	45-7	A
12/04/16	W	26-10	H
02/03/19**	W	13-3	N
12/10/20	L	3-24	A

**Note:** Franchise located in Los Angeles from 1946-94. Located in St. Louis from 1995-2015.

\* = Super Bowl XXXVI

\*\* = Super Bowl LIII

^ = played in London

## MIAMI DOLPHINS

### Dolphins 57, Patriots 54

11/27/66	W	20-14	A
10/15/67	W	41-10	H
12/17/67	L	32-41	A
11/24/68	L	10-34	H
12/08/68	L	7-38	A
11/09/69	L	16-17	H
11/30/69	W	38-23	A
09/20/70	W	27-14	H
12/06/70	L	20-37	A
10/17/71	L	3-41	A
12/05/71	W	34-13	H
11/12/72	L	0-52	A
12/03/72	L	21-37	H
09/30/73	L	23-44	A
10/28/73	L	14-30	H
09/15/74	W	34-24	H
12/15/74	L	27-34	A
09/28/75	L	14-22	H
12/01/75	L	7-20	A
09/19/76	W	30-14	H
10/31/76	L	3-10	A
11/13/77	L	5-17	A
12/11/77	W	14-10	H
10/22/78	W	33-24	H
12/18/78	L	3-23	A
10/21/79	W	28-13	H
11/29/79	L	24-39	A
10/12/80	W	34-0	H
12/08/80	L	13-16	OT A
11/08/81	L	27-30	OT H
12/06/81	L	14-24	A
12/12/82	W	3-0	H
01/08/83*	L	13-28	A
09/11/83	L	24-34	A
11/13/83	W	17-6	H
09/09/84	L	7-28	A
10/21/84	L	24-44	H
11/03/85	W	17-13	H
12/16/85	L	27-30	A
01/12/86*	W	31-14	A
10/05/86	W	34-7	H
12/22/86	W	34-27	A
09/13/87	W	28-21	H
12/28/87	W	24-10	A
11/06/88	W	21-10	H
11/20/88	W	6-3	A
09/17/89	L	10-24	H
12/10/89	L	10-31	A
09/09/90	L	24-27	H
10/18/90	L	10-17	A
10/06/91	L	10-20	H
11/10/91	L	20-30	A
10/18/92	L	17-38	A
12/27/92	L	13-16	OT H
11/21/93	L	13-17	A
01/02/94	W	33-27	OT H
09/04/94	L	35-39	A



# SERIES RESULTS

10/30/94	L	3-23	H
09/10/95	L	3-20	H
11/12/95	W	34-17	A
09/01/96	L	10-24	A
11/03/96	W	42-23	H
11/23/97	W	27-24	H
12/22/97	W	14-12	A
12/28/97*	W	17-3	H
10/25/98	L	9-12	OT A
11/23/98	W	26-23	H
10/17/99	L	30-31	H
11/21/99	L	17-27	A
09/24/00	L	3-10	A
12/24/00	L	24-27	H
10/07/01	L	10-30	A
12/22/01	W	20-13	H
10/06/02	L	13-26	A
12/29/02	W	27-24	OT H
10/19/03	W	19-13	OT A
12/07/03	W	12-0	H
10/10/04	W	24-10	H
12/20/04	L	28-29	A
11/13/05	W	23-16	A
01/01/06	L	26-28	H
10/08/06	W	20-10	H
12/10/06	L	0-21	A
10/21/07	W	49-28	A
12/23/07	W	28-7	H
09/21/08	L	13-38	H
11/23/08	W	48-28	A
11/08/09	W	27-17	H
12/06/09	L	21-22	A
10/04/10	W	41-14	A
01/02/11	W	38-7	H
09/12/11	W	38-24	A
12/24/11	W	27-24	H
12/02/12	W	23-16	A
12/30/12	W	28-0	H
10/27/13	W	27-17	H
12/15/13	L	20-24	A
09/07/14	L	20-33	A
12/14/14	W	41-13	H
10/29/15	W	36-7	H
01/03/16	L	10-20	A
09/18/16	W	31-24	H
01/01/17	W	35-14	A
11/26/17	W	35-17	H
12/11/17	L	20-27	A
09/30/18	W	38-7	H
12/09/18	L	33-34	A
09/15/19	W	43-0	A
12/29/19	L	24-27	H
09/13/20	W	21-11	H
12/20/20	L	12-22	A

**Notes:** Game on 11/30/69 played in Tampa, Fla.

\* = Playoffs

## MINNESOTA VIKINGS

### Patriots 9, Vikings 4

12/13/70	L	14-35	H
10/27/74	W	17-14	A
12/16/79	W	27-23	H
09/11/88	L	6-36	A
10/20/91	W	26-23	OT H
11/13/94	W	26-20	OT H
11/02/97	L	18-23	A
09/17/00	L	13-21	H
11/24/02	W	24-17	H
10/30/06	W	31-7	A
10/31/10	W	28-18	H
09/14/14	W	30-7	A
12/02/18	W	24-10	H

## NEW ORLEANS SAINTS

### Patriots 10, Saints 4

12/10/72	W	17-10	A
12/05/76	W	27-6	H
12/21/80	W	38-27	A
12/04/83	W	7-0	H
11/30/86	W	21-20	A
11/12/89	L	24-28	H
11/08/92	L	14-31	H
12/03/95	L	17-31	H
10/04/98	W	30-27	A
11/25/01	W	34-17	H
11/20/05	W	24-17	H
11/30/09	L	17-38	A
10/13/13	W	30-27	H
09/17/17	W	36-20	A

## NEW YORK GIANTS

### Patriots 7, Giants 6

10/18/70	L	0-16	H
09/22/74	W	28-20	A
11/08/87	L	10-17	A
12/30/90	L	10-13	H
12/21/96	W	23-22	A
09/26/99	W	16-14	H
10/12/03	W	17-6	H
12/29/07	W	38-35	A
02/03/08*	L	14-17	N
11/06/11	L	20-24	H
02/05/12**	L	17-21	N
11/15/15	W	27-26	A
10/10/19	W	35-14	H

\* = Super Bowl XLII

\*\* = Super Bowl XLVI

## NEW YORK JETS

### Patriots 69, Jets 54 (1 Tie)

09/16/60	W	28-24	A
11/11/60	W	38-21	H
09/09/61	L	20-21	H
10/01/61	L	30-37	A
10/06/62	W	43-14	A
11/30/62	W	24-17	H
09/08/63	W	38-14	H
10/05/63	L	24-31	A
09/27/64	W	26-10	H
10/31/64	L	14-35	A
11/14/65	L	20-30	H
11/28/65	W	27-23	A
10/02/66	T	24-24	H
12/17/66	L	28-38	A
10/29/67	L	23-30	A
11/19/67	L	24-29	H
09/22/68	L	31-47	H
10/27/68	L	14-48	A
10/05/69	L	14-23	H
10/26/69	L	17-23	A
09/27/70	L	21-31	H
11/22/70	L	3-17	A
10/10/71	W	20-0	H
12/12/71	L	6-13	A
10/15/72	L	13-41	H
10/29/72	L	10-34	A
10/14/73	L	7-9	H
11/11/73	L	13-33	A
10/13/74	W	24-0	A
11/17/74	L	16-21	H
10/05/75	L	7-36	A
12/07/75	L	28-30	H
10/18/76	W	41-7	H
11/21/76	W	38-24	A
10/02/77	L	27-30	A
10/30/77	W	24-13	H
10/29/78	W	55-21	H
11/19/78	W	19-17	A
09/09/79	W	56-3	H
12/09/79	L	26-27	A
10/05/80	W	21-11	A
11/02/80	W	34-21	H
10/11/81	L	24-28	A
11/15/81	L	6-17	H
09/19/82	L	7-31	H
09/18/83	W	23-13	H
11/27/83	L	3-26	A
09/30/84	W	28-21	A
10/28/84	W	30-20	H
10/20/85	W	20-13	H
11/24/85	L	13-16	OT A
12/28/85*	W	26-14	A
09/11/86	W	20-6	A
10/12/86	L	24-31	H
09/21/87	L	24-43	A
12/13/87	W	42-20	H
09/04/88	W	28-3	H

# SERIES RESULTS

11/13/88	W	14-13	A
09/10/89	W	27-24	A
11/05/89	L	26-27	H
09/30/90	L	13-37	H
12/23/90	L	7-42	A
11/17/91	L	21-28	H
12/15/91	W	6-3	A
10/04/92	L	21-30	A
11/22/92	W	24-3	H
09/26/93	L	7-45	A
11/28/93	L	0-6	H
10/16/94	L	17-24	A
12/04/94	W	24-13	H
11/05/95	W	20-7	A
12/10/95	W	31-28	H
11/10/96	W	31-27	A
12/08/96	W	34-10	H
09/14/97	W	27-24	OT H
10/19/97	L	19-24	A
10/19/98	L	14-24	H
12/27/98	L	10-31	A
09/12/99	W	30-28	A
11/15/99	L	17-24	H
09/11/00	L	19-20	A
10/15/00	L	17-34	H
09/23/01	L	3-10	H
12/02/01	W	17-16	A
09/15/02	W	44-7	A
12/22/02	L	17-30	H
09/21/03	W	23-16	H
12/20/03	W	21-16	A
10/24/04	W	13-7	H
12/26/04	W	23-7	A
12/04/05	W	16-3	H
12/26/05	W	31-21	A
09/17/06	W	24-17	A
11/12/06	L	14-17	H
01/07/07*	W	37-16	H
09/09/07	W	38-14	A
12/16/07	W	20-10	H
09/14/08	W	19-10	A
11/13/08	L	31-34	OT H
09/20/09	L	9-16	A
11/22/09	W	31-14	H
09/19/10	L	14-28	A
12/06/10	W	45-3	H
01/16/11*	L	21-28	H
10/09/11	W	30-21	H
11/13/11	W	37-16	A
10/21/12	W	29-26	OT H
11/22/12**	W	49-19	A
09/12/13	W	13-10	H
10/20/13	L	27-30	OT A
10/16/14	W	27-25	H
12/21/14	W	17-16	A
10/25/15	W	30-23	H
12/27/15	L	20-26	OT A
11/27/16	W	22-17	A
12/24/16	W	41-3	H
10/15/17	W	24-17	A
12/31/17	W	26-6	H

11/25/18	W	27-13	A
12/30/18	W	38-3	H
09/22/19	W	30-14	H
10/21/19	W	33-0	A
11/09/20	W	30-27	A
01/03/21	W	28-14	H

**Notes:** Franchise known as N.Y. Titans from 1960-62. Games on 9/8/63 & 9/27/64 at B.C. Alumni Stadium; 9/22/68 at Legion Field in Birmingham, Ala.  
 \* = Playoffs  
 \*\* = Thanksgiving

## PHILADELPHIA EAGLES

### Eagles 8, Patriots 7

11/04/73	L	23-24	A
11/27/77	W	14-6	H
10/08/78	W	24-14	H
09/13/81	L	3-13	A
12/09/84	L	17-27	A
11/29/87	L	31-34	OT H
11/04/90	L	20-48	A
12/19/99	L	9-24	A
09/14/03	W	31-10	A
02/06/05*	W	24-21	N
11/25/07	W	31-28	H
11/27/11	W	38-20	A
12/06/15	L	28-35	H
02/04/18**	L	33-41	N
11/17/19	W	17-10	A

\*=Super Bowl XXXIX

\*\*=Super Bowl LII

## PITTSBURGH STEELERS

### Patriots 17, Steelers 16

10/22/72	L	3-33	A
12/08/74	L	17-21	H
09/26/76	W	30-27	A
09/03/79	L	13-16	OT H
09/27/81	L	21-27	OT A
12/26/82	L	14-37	A
09/25/83	W	28-23	A
10/19/86	W	34-0	A
12/17/89	L	10-28	A
12/09/90	L	3-24	A
09/15/91	L	6-20	A
12/05/93	L	14-17	A
12/16/95	L	27-41	A
01/05/97*	W	28-3	H
12/13/97	L	21-24	OT H
01/03/98*	L	6-7	A
12/06/98	W	23-9	A
01/27/02*	W	24-17	A
09/09/02	W	30-14	H
10/31/04	L	20-34	A
01/23/05*	W	41-27	A

09/25/05	W	23-20	A
12/09/07	W	34-13	H
11/30/08	L	10-33	H
11/14/10	W	39-26	A
10/30/11	L	17-25	A
11/03/13	W	55-31	H
09/10/15	W	28-21	H
10/23/16	W	27-16	A
01/22/17*	W	36-17	H
12/17/17	W	27-24	A
12/16/18	L	10-17	A
09/08/19	W	33-3	H

\* = Playoffs

## SAN FRANCISCO 49ERS

### 49ers 9, Patriots 5

10/31/71	L	10-27	A
10/26/75	W	24-16	H
11/30/80	L	17-21	A
10/02/83	L	13-33	H
12/14/86	L	24-29	H
10/22/89	L	20-37	A
10/11/92	L	12-24	H
09/17/95	L	3-28	A
12/20/98	W	24-21	H
01/02/05	W	21-7	H
10/05/08	W	30-21	A
12/16/12	L	34-41	H
11/20/16	W	30-17	A
10/25/20	L	6-33	H

**Note:** Game on Oct. 22, 1989 was played in Palo Alto, Calif.

## SEATTLE SEAHAWKS

### Seahawks 10, Patriots 9

10/09/77	W	31-0	H
09/21/80	W	37-31	A
12/19/82	W	16-0	A
12/18/83	L	6-24	A
09/16/84	W	38-23	H
11/17/85	W	20-13	A
09/21/86	L	31-38	H
12/04/88	W	13-7	H
09/24/89	L	3-24	H
10/07/90	L	20-33	H
09/20/92	L	6-10	H
09/19/93	L	14-17	H
10/24/93	L	9-10	A
10/17/04	W	30-20	H
12/07/08	W	24-21	A
10/14/12	L	23-24	A
02/01/15*	W	28-24	N
11/13/16	L	24-31	H
09/20/20	L	30-35	A

\* = Super Bowl XLIX

# SERIES RESULTS

## TAMPA BAY BUCCANEERS

### Patriots 7, Buccaneers 2

12/12/76	W	31-14	A
10/27/85	W	32-14	A
12/11/88	W	10-7	OT H
11/16/97	L	7-27	A
09/03/00	L	16-21	H
12/17/05	W	28-0	H
10/25/09*	W	35-7	A
09/22/13	W	23-3	H
10/05/17	W	19-14	A

\*= played in London

## TENNESSEE TITANS

### Patriots 25, Titans 18 (1 Tie)

11/25/60	L	10-24	H
12/18/60	L	21-37	A
10/13/61	T	31-31	H
11/12/61	L	15-27	A
09/16/62	W	34-21	H
11/18/62	L	17-21	A
11/01/63	W	45-3	H
12/08/63	W	46-28	A
11/06/64	W	25-24	H
11/29/64	W	34-17	A

09/19/65	L	10-31	A
12/18/65	W	42-14	H
11/13/66	W	27-21	H
12/11/66	W	38-14	A
11/05/67	W	18-7	H
11/26/67	L	6-27	A
10/13/68	L	0-16	H
12/15/68	L	17-45	A
11/02/69	W	24-0	H
12/14/69	L	23-27	A
11/07/71	W	28-20	H
11/25/73	W	32-0	A
09/21/75	L	0-7	H
11/12/78	L	23-26	H
12/31/78*	L	14-31	H
11/10/80	L	34-38	A
10/18/81	W	38-10	H
11/28/82	W	29-21	H
10/18/87	W	21-7	A
09/25/88	L	6-31	A
10/08/89	W	23-13	H
09/22/91	W	24-20	H
10/17/93	L	14-28	H
09/20/98	W	27-16	H
12/16/02	L	7-24	A
10/05/03	W	38-30	H
01/10/04*	W	17-14	H
12/31/06	W	40-23	A
10/18/09	W	59-0	H

09/09/12	W	34-13	A
12/20/15	W	33-16	H
01/13/18*	W	35-14	H
11/11/18	L	10-34	A
01/04/20*	L	13-20	H

**Notes:** Franchise located in Houston from 1960-96. Named Tennessee Oilers from 1997-98.

\* = Playoffs

## WASHINGTON FOOTBALL TEAM

### Washington 6, Patriots 5

10/01/72	W	24-23	H
09/03/78	L	14-16	H
10/25/81	L	22-24	A
09/23/84	L	10-26	H
12/15/90	L	10-25	H
10/13/96	L	22-27	H
09/28/03	L	17-20	A
10/28/07	W	52-7	H
12/11/11	W	34-27	A
11/08/15	W	27-10	H
10/06/19	W	33-7	A

**Note:** Named Washington Redskins from 1933-2019.

# PATRIOTS OVERTIME GAMES

The Patriots are 22-23 all-time in regular-season and postseason overtime games during their 60-year history. New England set an NFL record with an eight-game overtime winning streak (including playoffs) from 2000-03. The Patriots are 16-18 when the game is decided by a field goal and 6-5 when a touchdown is the deciding factor. Below is a brief description of each overtime game.

## REGULAR SEASON (19-23)

### 09/26/77 ..... at Cleveland 30, Patriots 27 ..... L

John Smith sent the game into overtime with a 28-yard field goal with no time remaining in regulation. Cleveland's Don Cockroft capped a 10-play, 53-yard drive with a 35-yard game-winning field goal after 4:45 of overtime.

### 09/03/79 ..... Pittsburgh 16, at Patriots 13 ..... L

Pittsburgh's Matt Bahr drilled a 41-yard field goal to give the Steelers the victory at the 5:10 mark in overtime. The clutch field goal came on Bahr's first professional career attempt.

### 11/25/79 ..... Buffalo 16, at Patriots 13 ..... L

Buffalo's Nick Mike-Mayer kicked a 29-yard field goal 4:45 into overtime to give the Bills the victory.

### 12/08/80 ..... at Miami 16, Patriots 13 ..... L

Uwe von Schamann kicked his third field goal of the day, a 23-yard game-winner, which gave Miami the three-point victory, 3:20 into overtime.

### 09/27/81 ..... at Pittsburgh 27, Patriots 21 ..... L

The Patriots scored two touchdowns in the fourth quarter to recover from a 21-7 deficit. Unfortunately, Terry Bradshaw hit Lynn Swann with a 24-yard touchdown pass 3:19 into overtime to thwart the Patriots hopes for victory.

### 11/08/81 ..... Miami 30, at Patriots 27 ..... L

Patriot John Smith nailed a 34-yard field goal with 10 seconds remaining in regulation that sent the game into overtime. The Dolphins Uwe von Schamann kicked a 30-yard field goal 7:09 into the extra quarter that gave Miami the victory.

### 09/04/83 ..... Balt. Colts 29, at Patriots 23 ..... L

The Colts Raul Allegre kicked a 33-yard field goal as time expired in the fourth quarter to send the game into overtime. On the first play of overtime, Baltimore's LB Johnnie Cooks picked up a Tony Collins fumble and rumbled 52 yards for the game-winning score.

### 11/24/85 ..... at N.Y. Jets 16, Patriots 13 ..... L

New England's Tony Franklin sent the game into overtime with a 28-yard field goal with 16 seconds remaining in regulation. In the extra session, the Jets Pat Leahy kicked a 32-yard field goal to give the Jets a 16-13 win.

### 11/15/87 ..... Dallas 23, at Patriots 17 ..... L

The Cowboys Roger Ruzek's 20-yard field goal with 28 seconds remaining in regulation tied the game at 17. In overtime, Dallas running back Herschel Walker trotted 60 yards for the game-winning touchdown.

### 11/29/87 ..... Philadelphia 34, at Patriots 31 ..... L

The Patriots scored the final 21 points of regulation to send the game into overtime tied at 31. After 12:16 elapsed in overtime, the Eagles Paul McFadden connected from 38 yards, on his second field goal attempt in overtime.

### 12/11/88 ..... at Patriots 10, Tampa Bay 7 ..... W

The Patriots were victorious in overtime for the first time in franchise history, snapping their 10-game overtime losing streak. Jason Staurovsky kicked a 27-yard field goal 3:08 into overtime for the win.

### 10/29/89 ..... Patriots 23, at Indianapolis 20 ..... W

New England's Greg Davis kicked a 51-yard field goal, 9:57 into overtime for the 23-20 victory. The Colts Dean Biasucci sent the game into overtime when he kicked a 39-yard field goal with 51 seconds remaining in regulation.

### 10/20/91 ..... at Patriots 26, Minnesota 23 ..... W

With no time remaining in overtime, New England's Jason Staurovsky nailed a 42-yard field goal that gave the Patriots a 26-23 victory. The field goal attempt was Staurovsky's second in overtime.

### 12/08/91 ..... at Patriots 23, Indianapolis 17 ..... W

The Patriots scored the game's final 20 points and won their fourth consecutive overtime game. Hugh Millen connected with Ben Coates for a 2-yard touchdown with seven seconds remaining in regulation and then repeated the feat in overtime when he hit Michael Timpson for the 45-yard game-winning touchdown.

### 11/15/92 ..... Patriots 37, at Indianapolis 34 ..... W

The Patriots Charlie Baumann scored the final six points, including the game-winning 18-yard field goal, 11:35 into the extra session. The win snapped the Patriots nine-game losing streak during the 1992 season. Baumann's 44-yard field goal with two seconds remaining in regulation sent the game into overtime.

### 12/27/92 ..... Miami 16, at Patriots 13 ..... L

The Dolphins were able to clinch the AFC East crown and a bye in the first round of the playoffs after they scored the game's final 13 points to win 16-13. Pete Stoyanovich's 35-yard field goal 6:43 into overtime propelled the Dolphins to victory.

### 09/12/93 ..... Detroit 19, at Patriots 16 ..... L

Detroit's Jason Hanson kicked a 38-yard field goal, his fourth of the day, 11:04 into overtime to lift the Lions to victory. Drew Bledsoe threw a 2-yard touchdown pass to Vincent Brisby with two seconds remaining in regulation which sent the game into overtime.

### 11/07/93 ..... Buffalo 13, at Patriots 10 ..... L

Buffalo's Steve Christie kicked a 27-yard field goal with 14 seconds remaining in regulation to send the contest into overtime. Each team had two opportunities to score in the extra session and Christie kicked the game winning 32-yard field goal on Buffalo's second chance.

# PATRIOTS OVERTIME GAMES

**01/02/94 ..... at Patriots 33, Miami 27 ..... W**  
Drew Bledsoe connected with Michael Timpson for the 36-yard game winning touchdown to cap one of the greatest endings in Patriots history. The lead changed four times in the fourth quarter as the two teams combined for 27 points. Miami's Pete Stoyanovich sent the game into overtime with a 24-yard field goal with four seconds remaining in regulation.

**11/13/94..... at Patriots 26, Minnesota 20 ..... W**  
The Patriots completed one of the greatest comebacks in team history, recovering from a 20-0 deficit to defeat the Vikings. New England's Matt Bahr sent the game into overtime when he kicked a 23-yard field goal with 14 seconds remaining. Drew Bledsoe completed a 14-yard touchdown pass to Kevin Turner 4:10 into overtime to give the Patriots the victory.

**10/29/95 ..... Carolina 20, at Patriots 17 ..... L**  
The Patriots scored 14 points in the fourth quarter on two Curtis Martin touchdown runs and tied the score at 17. However, the expansion Panthers were victorious when John Kasay booted a 29-yard field goal with 7:52 remaining in the extra period.

**09/22/96 ..... at Patriots 28, Jacksonville 25 ..... W**  
The Patriots jumped out to a 22-0 first half lead but the Jaguars clawed their way back. Jaguars quarterback Mark Brunell's touchdown passes of 51, 41 and 61 yards gave them life in the second half and Mike Holliis' 27-yard field goal in the fourth quarter tied the game at 25. However, Patriots rookie kicker Adam Vinatieri converted five of six field goal attempts, including a 40-yarder in overtime to give the Patriots the victory.

**09/14/97 ..... at Patriots 27, N.Y. Jets 24 ..... W**  
The Patriots won their third consecutive game to open the 1997 season, 27-24, in dramatic fashion when placekicker Adam Vinatieri kicked a 34-yard field goal 6:57 into overtime. The Jets had a chance to win the game at the end of regulation, but defensive end Mike Jones blocked a 29-yard field goal attempt by John Hall with 16 seconds remaining in the game.

**12/13/97 ..... Pittsburgh 24, at Patriots 21..... L**  
The Steelers sent the game into overtime on a touchdown pass from Kordell Stewart to Mark Bruener and a two-point conversion. They capitalized on a Drew Bledsoe interception with just over two minutes remaining in the game. In the overtime period, the Steelers won the toss and took their only possession 61 yards downfield to set up the game-winning Norm Johnson field goal.

**10/25/98 ..... at Miami 12, Patriots 9 ..... L**  
The Dolphins scored the game's final six points, including Olindo Mare's game-winning 43-yard kick. New England's Adam Vinatieri accounted for all of the Patriots nine points, connecting on three of four field goal attempts.

**12/26/99 ..... Buffalo 13, at Patriots 10 ..... L**  
The Patriots missed two field goals, one at the end of regulation and one in overtime, and lost to Buffalo. The Bills scored a touchdown to tie the game at 10 with 4:34 remaining and Steve Christie kicked a 23-yard field goal with 1:51 remaining in overtime for the victory.

**11/05/00 ..... Buffalo 16, at Patriots 13 ..... L**  
Buffalo's Steve Christie booted a 32-yard field goal, the third of his career, in overtime against the Patriots. He also tied the game with a 48-yard kick with four seconds remaining in regulation. The Patriots, playing without Drew Bledsoe, took the lead, 13-10 on a 43-yard field goal by Adam Vinatieri.

**12/17/00 ..... Patriots 13, at Buffalo 10 ..... W**  
Amid a snowstorm in Buffalo, Patriots kicker Adam Vinatieri nailed a 24-yard field goal in overtime for the victory. The game time temperature was 35 degrees, with a wind chill of six, and 40 mile-per-hour winds blew snow across the field making traction difficult for both sides. The Patriots and Bills tied the 1984 and 1985 Denver Broncos and Oakland Raiders for an NFL record as they entered overtime for the third consecutive meeting.

**10/14/01..... at Patriots 29, San Diego 26..... W**  
The Patriots scored 10 points in the final nine minutes of regulation to tie the game at 26. Adam Vinatieri kicked a 23-yard field goal with 3:31 to play and Tom Brady connected with Jermaine Wiggins for a 3-yard touchdown to tie the game with just 36 seconds remaining. In overtime, Vinatieri nailed a 44-yard field goal for the victory.

**12/16/01..... Patriots 12, at Buffalo 9..... W**  
The Patriots and Bills needed overtime to decide the outcome of their game for the fourth time in five meetings. Adam Vinatieri converted all four of his field goal attempts, including the game-winning 23-yard field goal in overtime. Former Bills RB Antowain Smith led the Patriots with 95 yards rushing, including a 38-yard run in overtime to get New England in field goal position.

**09/22/02..... at Patriots 41, Kansas City 38 ..... W**  
The Patriots and Chiefs scored 42 points in the fourth quarter, including the last 14 by the Chiefs to tie the game at 38 at the end of regulation. The Patriots won the toss and drove 53 yards on nine plays and Adam Vinatieri nailed a 35-yard field goal for the Patriots victory. It was also the first overtime game at Gillette Stadium.

**12/29/02 ..... at Patriots 27, Miami 24 ..... W**  
The Patriots trailed 21-7 with 1:06 remaining in the first half, but outscored the Dolphins 20-3 the rest of the way for their sixth consecutive overtime victory. New England scored the game's final 11 points on a Tom Brady touchdown pass to Troy Brown, the two-point conversion on a Brady to Christian Fauria pass and then Adam Vinatieri boomed a 43-yard field goal with 1:09 remaining in regulation. New England won the toss and drove 43 yards on seven plays and Vinatieri kicked a 35-yard game-winning field goal.

**10/19/03 ..... Patriots 19, at Miami 13 ..... W**  
Richard Seymour blocked a 35-yard field goal attempt with 2:00 left in the game to send the game into the extra session. In overtime, Miami's Olindo Mare missed another 35-yard attempt wide right, then a Tyrone Poole interception at the Patriots 18-yard line snuffed out another Miami opportunity in overtime. On the next play, Tom Brady hit Troy Brown for an 82-yard touchdown strike, sending the Patriots home with a 19-13 win.

# PATRIOTS OVERTIME GAMES

## 11/23/03 ..... Patriots 23, at Houston 20 ..... W

The Patriots set the all-time NFL mark with their eighth consecutive overtime victory in a nail-biter in the Lone Star State. The Texans took a 20-13 lead into the final minute of the game, but Tom Brady found Daniel Graham for a four-yard touchdown strike to tie the game at 20 with just 40 seconds left in regulation. The extra frame was a possession battle until the Patriots mounted a 76-yard drive in the final minutes of overtime, ending in a 28-yard field goal by Adam Vinatieri with 45 seconds left.

## 11/13/08..... N.Y. Jets 34, at Patriots 31..... L

The Patriots had their NFL-record eight-game overtime winning streak snapped in a loss to the Jets at Gillette Stadium. New England rallied from a 24-6 second-quarter deficit to tie the game at 24-24 early in the fourth quarter. N.Y. held a 31-24 lead into the final minute, but Randy Moss made a memorable tiptoe catch on a pass from Matt Cassel along the side of the end zone for a 16-yard touchdown with one second left to force overtime. But, N.Y. won the coin toss and marched 64 yards on 14 plays to set up a game-winning 34-yard field goal by Jay Feely.

## 10/11/09 ..... Denver 20, Patriots 17 ..... L

The Patriots failed to hold onto a 17-7 halftime lead in a 20-17 overtime loss to Denver. QB Tom Brady was limited to five completions for 63 yards in the second half. New England entered the final quarter with a 17-10 lead, but Denver marched 98 yards in 12 plays before QB Kyle Orton completed an 11-yard touchdown pass to WR Brandon Marshall to tie the game at 17 with 5:21 remaining in regulation. With under two minutes remaining, New England moved to the Denver 49-yard line before DE Vonnie Holliday forced a fumble on a Brady sack to end the Patriots scoring threat. Denver took the overtime kickoff and moved 58 yards in 11 plays to set up a 41-yard game-winning field goal.

## 10/17/10..... Patriots 23, Baltimore 20..... W

Kicker Stephen Gostkowski drilled a 35-yard field goal in overtime to give New England a 23-20 victory over the Baltimore Ravens at Gillette Stadium. Tom Brady, who finished the game 27-of-44 for 292 yards, completed 16-of-24 passes for 156 yards with one touchdown during a fourth quarter rally as New England scored the final 13 points to get the win and overcome a 20-10 fourth quarter deficit.

## 10/21/12..... Patriots 29, N.Y. Jets 26 ..... W

The Patriots squandered a 10-point fourth-quarter lead but came through in the clutch when Rob Ninkovich and Jermaine Cunningham combined for a strip-sack of Jets QB Mark Sanchez in overtime as the Patriots defense was able to seal the victory following a Stephen Gostkowski field goal in the Patriots opening drive of the extra session. Tom Brady led two clutch drives - one late in the fourth quarter and the other in overtime and Gostkowski drilled two field goals - a 43-yarder as time expired in regulation and the 48-yarder in the first overtime drive.

## 10/20/13 ..... Patriots 27, N.Y. Jets 30..... L

The Patriots 11-point halftime lead evaporated on the second play of the second half when Tom Brady threw an interception to Jets S Antonio Allen, who returned the pick for a 23-yard touchdown. New England netted -5 yards on offense in the third quarter while the Jets scored 17 points in the frame to take a 27-21 lead heading into the fourth quarter. The Patriots managed to tie the score on the final drive of regulation when Stephen Gostkowski drilled a 44-yard field goal with :19 left on the clock. The Patriots won the overtime coin toss but only managed one first down and were forced to punt. New York then engineered a 14-play, 56-yard drive that included a 15-yard unsportsmanlike conduct penalty on the Patriots and Jets K Nick Folk hit a 42-yard field goal to win the game and end a five-game losing streak to New England.

## 11/24/13..... Patriots 34, Denver 31..... W

New England fumbled on its first three offensive possessions of a cold, windy November game and entered the locker room down 24-0 at halftime. The Patriots came back in the second half and scored on five straight possessions to take a 31-24 lead in the fourth quarter. Peyton Manning then led Denver on a 10-play, 79 yard touchdown drive to tie the game late in the fourth quarter. The Patriots won the overtime coin toss and took the wind, giving the Broncos the first possession in the extra frame. The two teams traded possessions until a high-arching Patriots punt by Ryan Allen was muffed by Denver and recovered by New England deep in Broncos territory. Stephen Gostkowski drilled a 31-yard field goal to cap the greatest comeback in franchise history.

## 11/29/15..... Denver 30, Patriots 24 ..... L

The Denver Broncos overcame a 21-7 fourth-quarter deficit to win, 30-24, in overtime and hand the visiting Patriots their first loss of the season. Facing a late 21-17 fourth-quarter deficit, Denver QB Brock Osweiler led the Broncos on a 5-play, 83 yard drive capped off by a 4-yard touchdown strike to WR Andre Caldwell that gave the Broncos their first lead of the night at 24-21 with 1:09 left to play. Not to be outdone, Tom Brady then led New England 51 yards down the field into Denver territory, completing three of his four passes, before Stephen Gostkowski connected on a game-tying 47-yard field goal as time expired. The Patriots won the coin toss in overtime and elected to receive but were stopped on three straight plays. On Denver's second play from scrimmage, RB C.J. Anderson scampered 48 yards to the end zone giving Denver a dramatic victory in the snowy conditions at Mile High.

## 12/27/15 ..... N.Y. Jets 26, Patriots 20 ..... L

Tom Brady rallied the Patriots from a 17-3 deficit to tie the game at 20 with under two minutes to play in regulation on a 9-yard touchdown pass to RB James White. The 11-play, 66 yard drive was highlighted by two critical fourth-down conversions to TE Rob Gronkowski, the second being a 26-yard completion on fourth-and-9 that put New England at the Jets 9-yard line. Brady hit White for the game-tying score on the very next play. After winning the coin toss the Patriots elected to kick, which resulted in a 5-play, 80 yard drive capped off by a 6-yard touchdown reception from WR Eric Decker that gave New York the victory.

# PATRIOTS OVERTIME GAMES

## POSTSEASON (3-0)

### 01/19/02 ..... at Patriots 16, Oakland 13\* ..... W

Adam Vinatieri boomed a 45-yard field goal with 27 seconds remaining in regulation to tie the game up at 13 and send it into overtime. The game time temperature dipped to 25 degrees and the field was covered by five inches of snow that didn't let up until the game was over. In overtime, the Patriots drove 61 yards on 15 plays and Vinatieri nailed a 23-yard field goal for the 16-13 victory. The Patriots became just the second team in postseason overtime history (16 games) to win the contest on the opening drive of the extra stanza.

\*-AFC Divisional Playoff Game

### 02/05/17 ..... Patriots 34, Atlanta 28\* ..... W

James White's 2-yard touchdown run in overtime sealed a victory and capped off the greatest comeback in Super Bowl history as the Patriots erased a 25-point third quarter deficit. Down 21-3 the Patriots didn't do much to help their cause early in the second half as Atlanta added to their lead on a 6-yard touchdown reception from Matt Ryan to Tevin Coleman to make the score 28-3. From there it was all Patriots, with the key turning point in the game being a fourth quarter strip sack by Dont'a Hightower that gave the Patriots possession deep in Atlanta territory down 28-12 with under nine minutes left to play. A 6-yard Danny Amendola touchdown reception along with a James White 2-point conversion made the score 28-20. After Atlanta's ensuing drive stalled deep in New England territory, Tom Brady led a 10-play, 91-yard drive that ended with a 1-yard James White touchdown run and a second successful 2-point conversion to tie the score at 28-28. After winning the overtime coin toss, Tom Brady orchestrated an 8-play, 75-yard drive that ended in James White's winning 2-yard touchdown run that captured the Patriots fifth Super Bowl title.

\*-Super Bowl LI

### 01/20/19 ..... Patriots 37, at Kansas City 31\* ..... W

Rex Burkhead's 2-yard touchdown run in overtime sent the Patriots to their third straight Super Bowl and clinched a 37-31 AFC Championship victory over the Kansas City Chiefs on a frigid night at Arrowhead Stadium. The Patriots opened up a 14-0 halftime lead in which they dominated the time of possession and held a high-powered Chiefs offense to just 32 total yards of offense. Both teams would trade scores throughout the second half with Kansas City roaring back to take two fourth-quarter leads, the last coming on a 2-yard touchdown run by Damien Williams with 2:03 left to play that put Kansas City ahead, 28-24. Tom Brady then led a 6-play, 65-yard drive capped off by a 4-yard touchdown run by Rex Burkhead to retake the lead briefly before Chiefs kicker Harrison Butker tied the game at 31 at the end of regulation. After winning the overtime coin toss, Brady led a methodical 13-play, 75-yard drive, highlighted by three third-down conversions that culminated in Burkhead's 2-yard game-winning score to send New England on to Super Bowl LIII.

\*-AFC Championship Game



# YEAR-BY-YEAR ATTENDANCE

## REGULAR SEASON

### HOME GAMES

### ROAD GAMES

### SEASON TOTAL

Year	Gms	Attendance	Avg.	Gms	Attendance	Avg.	Totals	Avg.
1960	7	118,260	16,894	7	110,316	15,759	228,576	16,327
1961	7	115,610	16,516	7	129,984	18,569	245,594	17,542
1962	7	150,626	21,518	7	170,983	24,426	321,609	22,972
1963	7	169,870	24,267	7	143,936	20,562	313,806	22,415
1964	7	199,652	28,522	7	175,246	25,035	374,898	26,778
1965	7	143,098	20,443	7	245,485	35,069	388,583	27,756
1966	7	190,138	27,163	7	240,668	34,381	430,806	30,772
1967*	6	138,861	23,144	8	287,279	35,910	426,140	30,439
1968**	7	156,459	22,351	7	289,204	41,315	445,663	31,833
1969	7	149,412	21,345	7	284,587	40,655	433,999	31,000
1970	7	245,537	35,077	7	361,842	51,692	607,379	43,384
1971	7	411,109	58,730	7	383,143	54,735	794,252	56,732
1972	7	426,993	60,999	7	402,159	57,451	829,152	59,225
1973	7	410,443	58,635	7	416,805	59,544	827,248	59,089
1974	7	420,903	60,129	7	411,595	58,799	832,498	59,464
1975	7	411,490	58,784	7	379,112	54,159	790,602	56,472
1976	7	378,994	54,142	7	387,432	55,347	766,426	54,745
1977	7	415,959	59,423	7	399,419	57,060	815,378	58,241
1978	8	478,978	59,872	8	455,679	56,960	934,657	58,416
1979	8	473,141	59,143	8	502,492	62,812	975,633	60,977
1980	8	458,283	57,285	8	442,001	55,250	900,284	56,268
1981	8	414,741	51,843	8	413,073	51,634	827,814	51,738
1982@	4	149,188	37,297	5	231,781	46,356	380,969	42,330
1983	8	370,958	46,370	8	416,024	52,003	786,982	49,186
1984	8	392,275	49,034	8	468,464	58,558	860,739	53,796
1985	8	438,817	54,852	8	458,341	57,293	897,158	56,072
1986	8	477,688	59,711	8	537,779	67,222	1,015,467	63,467
1987@	8	374,302	46,788	7	431,739	61,677	806,041	53,736
1988	8	438,627	54,828	8	400,372	50,047	838,999	52,437
1989	8	388,522	48,565	8	494,981	61,873	883,503	55,219
1990	8	311,623	38,953	8	417,304	52,163	728,927	45,558
1991	8	303,116	37,890	8	433,249	54,156	736,365	46,023
1992	8	308,409	38,551	8	430,820	53,853	739,229	46,202
1993	8	362,964	45,371	8	443,708	55,464	806,672	50,417
1994	8	472,718	59,090	8	481,673	60,209	954,391	59,649
1995	8	466,743	58,343	8	504,373	63,047	971,116	60,695
1996	8	468,301	58,538	8	522,829	65,354	991,130	61,946
1997	8	477,431	59,679	8	547,518	68,440	1,024,949	64,059
1998	8	475,828	59,479	8	516,846	64,606	992,674	62,042
1999	8	461,624	57,703	8	553,917	69,240	1,015,541	63,471
2000	8	458,880	57,360	8	548,258	68,532	1,007,138	62,946
2001	8	482,336	60,292	8	497,035	62,129	979,371	61,211
2002	8	547,488	68,436	8	548,581	68,573	1,096,069	68,152
2003	8	547,488	68,436	8	580,027	72,503	1,127,515	70,470
2004	8	550,048	68,756	8	558,162	69,770	1,108,210	69,263
2005	8	550,048	68,756	8	586,855	73,357	1,136,903	71,056
2006	8	550,048	68,756	8	560,722	70,090	1,110,770	69,423
2007	8	550,048	68,756	8	559,318	69,915	1,109,366	69,335
2008	8	550,048	68,756	8	550,100	68,763	1,100,148	68,759
2009	8	550,048	68,756	8	587,952	73,494	1,138,000	71,125
2010	8	550,048	68,756	8	538,705	67,338	1,088,753	68,047
2011	8	550,048	68,756	8	564,643	70,580	1,114,691	69,668
2012	8	550,048	68,756	8	584,690	73,086	1,134,738	70,921
2013	8	550,048	68,756	8	570,769	71,346	1,120,817	70,051
2014	8	550,048	68,756	8	561,935	70,242	1,111,983	69,499
2015	8	534,632	66,829	8	601,655	75,207	1,136,287	71,018
2016	8	534,632	66,829	8	560,140	70,018	1,094,772	68,423
2017	8	527,024	65,878	8	571,914	71,501	1,098,938	68,684
2018	8	527,024	65,878	8	541,506	67,688	1,068,530	66,783
2019	8	527,024	65,878	8	560,880	70,110	1,087,904	67,994
2020	8	0	0	8	38,586	4,823	38,586	2,412
<b>Totals</b>	<b>465</b>	<b>24,354,747</b>	<b>52,376</b>	<b>467</b>	<b>26,596,591</b>	<b>56,952</b>	<b>50,951,338</b>	<b>54,669</b>

# YEAR-BY-YEAR ATTENDANCE

## POSTSEASON ATTENDANCE

Year	HOME GAMES			ROAD GAMES			SEASON TOTAL	
	Gms	Attendance	Avg.	Gms	Attendance	Avg.	Total	Avg.
1963	-	-	-	2	64,314	32,157	64,314	32,157
1976	-	-	-	1	54,037	54,037	54,037	54,037
1978	1	61,297	61,297	-	-	-	61,297	61,297
1982	-	-	-	1	68,842	68,842	68,842	68,842
1985	-	-	-	4^	308,690	77,173	308,690	77,173
1986	-	-	-	1	76,105	76,105	76,105	76,105
1994	-	-	-	1	77,452	77,452	77,452	77,452
1996	2	120,378	60,189	1^	72,301	72,301	192,679	64,226
1997	1	60,041	60,041	1	61,228	61,228	121,269	60,635
1998	-	-	-	1	72,559	72,559	72,559	72,559
2001	1	60,292	60,292	2^	137,626	68,811	197,918	65,973
2003	2	136,872	68,436	1^	71,525	71,525	208,397	69,466
2004	1	68,756	68,756	2^	143,367	71,684	212,123	70,708
2005	1	68,756	68,756	1	76,238	76,238	144,994	72,497
2006	1	68,756	68,756	2	126,243	63,122	194,999	65,000
2007	2	137,512	68,756	1^	71,101	71,101	208,613	69,538
2009	1	68,756	68,756	-	-	-	68,756	68,756
2010	1	68,756	68,756	-	-	-	68,756	68,756
2011	2	137,512	68,756	1^	68,658	68,658	206,170	68,723
2012	2	137,512	68,756	-	-	-	137,512	68,756
2013	1	68,756	68,756	1	77,110	77,110	145,866	72,933
2014	2	137,512	68,756	1^	70,288	70,288	207,800	69,267
2015	1	66,829	66,829	1	77,112	77,112	143,941	71,971
2016	2	133,658	66,829	1^	70,807	70,807	204,465	68,155
2017	2	131,756	65,878	1^	67,612	67,612	199,368	66,456
2018	1	65,878	65,878	2^	147,115	73,558	212,993	70,998
2019	1	65,878	65,878	-	-	-	65,878	65,878
<b>Totals</b>	<b>28</b>	<b>1,865,463</b>	<b>66,624</b>	<b>30</b>	<b>2,060,330</b>	<b>68,678</b>	<b>3,925,793</b>	<b>67,686</b>
<b>GRAND TOTALS</b>	<b>493</b>	<b>26,220,210</b>	<b>53,185</b>	<b>497</b>	<b>28,656,921</b>	<b>557,660</b>	<b>54,877,131</b>	<b>55,431</b>

\*-Game vs. Chargers was moved to San Diego due to a World Series scheduling conflict at Fenway Park

\*\*--Game vs. Jets was moved to Birmingham, Ala. due to a scheduling conflict at Fenway Park, but still considered a "home" game for the Patriots.

^--Super Bowls played at a neutral site.

@--1982 and 1987 season were shortened due to player strikes.

## 1960 FINAL STATISTICS (5-9)

HEAD COACH: LOU SABAN • FOURTH IN AFL EAST • HOME STADIUM: BOSTON UNIVERSITY FIELD

Date	W/L	Score	Opp.	Att.
9/09	L	10-13	Denver	21,597
9/17	W	28-24	at N.Y. Titans	19,200
9/23	L	0-13	Buffalo	20,732
10/08	W	35-0	at L.A. Chargers	18,226
10/16	L	14-27	at Oakland	11,500
10/23	L	24-31	at Denver	12,683
10/28	L	16-45	L.A. Chargers	13,988
11/04	W	34-28	Oakland	8,446
11/11	W	38-21	N.Y. Titans	11,653
11/18	W	42-14	Dallas Texans	14,721
11/25	L	10-24	Houston	27,123
12/04	L	14-38	at Buffalo	14,335
12/11	L	0-34	at Dallas Texans	12,000
12/18	L	21-37	at Houston	22,352

TEAM STATISTICS	PATS	OPP
<b>Total First Downs</b>	<b>234</b>	<b>237</b>
By Rushing	86	78
By Passing	126	135
By Penalty	22	24
<b>TOTAL NET YARDS</b>	<b>4116</b>	<b>4255</b>
Avg. per Game	294.0	303.9
Total Offensive Plays	874	935
Avg. per Play	4.7	4.6
<b>NET YARDS RUSHING</b>	<b>1512</b>	<b>1513</b>
Total Rushing Plays	363	477
Avg. per Rush	4.2	3.2
Avg. per Game	108.0	108.1
<b>NET YARDS PASSING</b>	<b>2604</b>	<b>2742</b>
Avg. per Game	186.0	195.0
Sacked/Yards Lost	36/261	29/219
Gross Yards Passing	2865	2958
Att./Completion Pct.	475/223	429/210
Had Intercepted	23	25
<b>PUNTS/AVERAGE</b>	<b>78/35.8</b>	<b>74/37.2</b>
<b>PENALTIES/YARDS</b>	<b>69/730</b>	<b>77/825</b>
<b>FUMBLES/BALLS LOST</b>	<b>36/22</b>	<b>41/20</b>
<b>TOUCHDOWNS</b>	<b>37</b>	<b>46</b>
Rushing	11	21
Passing	25	19
Returns	1	6

SCORE BY PERIODS	1	2	3	4	OT TOTAL
Patriots	85	47	117	37	- 286
Opponents	36	119	89	105	- 349

SCORING	TD	Ru	Pa	Rt	PAT	FG	S	TP
Cappelletti	0	0	0	0	30/32	8/22	0	60
Colclough	9	0	9	0			0	54
Christy	6	4	2	0			0	36
Lofton	4	0	4	0			0	24
Miller	3	1	2	0			0	18
Johnson	3	0	3	0			0	18
Stephens	3	0	3	0			0	18
Crawford	2	2	0	0			0	14
Songin	2	2	0	0			0	12
Beach	1	0	1	0			0	6
Burton	1	1	0	0			0	6
Livingston	1	1	0	0			0	6
Shonta	1	0	0	1			0	6
Wells	1	0	1	0			0	6
Team	0	0	0	0			1	2
Cudzik	0	0	0	0	0/0	0/1	0	0
<b>Patriots</b>	<b>37</b>	<b>11</b>	<b>25</b>	<b>1</b>	<b>30/32</b>	<b>8/23</b>	<b>1</b>	<b>286</b>
<b>Opponents</b>	<b>46</b>	<b>21</b>	<b>19</b>	<b>6</b>	<b>43/46</b>	<b>10/27</b>	<b>0</b>	<b>349</b>
<b>2-Pt. Conversions:</b> Cappelletti 3-4, Crawford 1-1.								
Patriots: 4-5, Opp.: 0-0.								

RUSHING	NO	YDS	AVG	LG	TD
Miller	101	416	4.2	33	1
Christy	78	363	4.7	48	4
Burton	66	280	4.3	77	1
Crawford	51	238	4.7	39	2
Wells	14	59	4.2	13	0
Greene	7	44	6.3	21	0
Songin	11	40	3.6	20	2
Garron	8	27	3.4	9	0
Crouthamel	4	16	4.0	6	0
Livingston	10	16	1.6	5	1
Washington	2	10	5.0	7	0
White	5	7	1.4	5	0
Beach	6	-4	-0.7	3	0
<b>Patriots</b>	<b>363</b>	<b>1512</b>	<b>4.2</b>	<b>77</b>	<b>11</b>
<b>Opponents</b>	<b>477</b>	<b>1513</b>	<b>3.2</b>	<b>87</b>	<b>21</b>

RECEIVING	NO	YDS	AVG	LG	TD
Colclough	49	666	13.6	61	9
Miller	29	284	9.8	48	2
Christy	26	268	10.3	53	2
Stephens	22	320	14.5	53	3
Burton	21	196	9.3	35	0
Lofton	19	360	18.9	39	4
Wells	14	206	14.7	78	1
Johnson	11	186	16.9	51	3
Crawford	10	92	9.2	40	0
Beach	9	132	14.7	51	1
Green	3	52	17.3	31	0
White	2	24	12.0	13	0
Atchason	2	22	11.0	14	0
Long	2	10	5.0	5	0
Cappelletti	1	28	28.0	28	0
Cudzik	1	11	11.0	11	0
Garron	1	8	8.0	8	0
Livingston	1	0	0.0	0	0
<b>Patriots</b>	<b>223</b>	<b>2865</b>	<b>12.8</b>	<b>78</b>	<b>25</b>
<b>Opponents</b>	<b>210</b>	<b>2958</b>	<b>14.1</b>	<b>--</b>	<b>19</b>

INTERCEPTIONS	NO	YDS	AVG	LG	TD
Cappelletti	4	68	17.0	27	0
Jacobs	4	26	6.5	14	0
Brunej	3	35	11.7	18	0
Washington	3	13	4.3	13	0
O'Hanley	3	1	0.3	1	0
Shonta	2	101	50.5	52	0
Soltis	2	33	16.5	33	0
Rudolph	2	13	6.5	13	0
Dee	1	14	14.0	14	0
Brown	1	8	8.0	8	0
<b>Patriots</b>	<b>25</b>	<b>312</b>	<b>12.5</b>	<b>52</b>	<b>0</b>
<b>Opponents</b>	<b>23</b>	<b>336</b>	<b>14.6</b>	<b>66</b>	<b>3</b>

PUNTING	NO	YDS	AVG	LG	BLK
Greene	61	2253	36.9	66	1
Washington	17	539	31.7	48	0
<b>Patriots</b>	<b>78</b>	<b>2792</b>	<b>35.8</b>	<b>66</b>	<b>1</b>
<b>Opponents</b>	<b>74</b>	<b>2750</b>	<b>37.2</b>	<b>--</b>	<b>1</b>

PUNT RETURNS	NO	YDS	AVG	LG	TD
Wells	12	66	5.6	19	0
Christy	8	73	9.1	29	0
Brunej	4	31	7.7	19	0
Beach	1	21	21.0	21	0
Cappelletti	1	3	3.0	3	0
Burton	1	0	0.0	0	0
<b>Patriots</b>	<b>27</b>	<b>194</b>	<b>7.2</b>	<b>29</b>	<b>0</b>
<b>Opponents</b>	<b>21</b>	<b>361</b>	<b>17.2</b>	<b>76</b>	<b>3</b>

KICK RETURNS	NO	YDS	AVG	LG	TD
Christy	24	617	25.7	52	0
Wells	11	275	28.5	33	0
Beach	7	146	20.7	33	0
Burton	4	161	40.3	59	0
Cappelletti	4	100	25.0	37	0
Brunej	2	39	19.5	20	0
Crouthamel	2	27	13.5	15	0
Garron	1	21	21.0	21	0
Smith	1	13	13.0	13	0
Hunt	1	8	8.0	8	0
DeLuca	1	8	8.0	8	0
Livingston	1	3	3.0	3	0
Greene	1	3	3.0	3	0
<b>Patriots</b>	<b>60</b>	<b>1421</b>	<b>23.7</b>	<b>59</b>	<b>0</b>
<b>Opponents</b>	<b>50</b>	<b>1123</b>	<b>22.5</b>	<b>88</b>	<b>1</b>

SACKS: Rudolph 3.0, Dee 2.5, Jacobs 2.0, Sardisco 2.0, Addison 1.0, Hauser 0.5, Team 8.0.

FIELD GOALS	1-19	20-29	30-39	40-49	50+
Cappelletti	1-1	4-5	3-6	0-9	0-1
Cudzik	--	--	--	0-1	--
<b>Patriots</b>	<b>1-1</b>	<b>4-5</b>	<b>3-6</b>	<b>0-10</b>	<b>0-1</b>
<b>Opponents</b>	<b>4-4</b>	<b>3-6</b>	<b>1-6</b>	<b>2-11</b>	<b>0-0</b>

Cappelletti: (34G) () (50N) (23G,33G) (47N) (12G,48N,42N) (38N,48B) (42N,37N,27G,27G) (39N,30G,45B,43N) () (20G,40N) (43N,27N) () ().

Cudzik: 0 0 0 0 0 0 0 0 0 0 0 0 (48N) 0

OPPONENTS: () (23G) (38N) () (40N)(42N, 47N, 9G) (35B,41N,38G) (47N,38N) (44N) (42N) (35N,20N,32N,16G) (27N,45G) (28N,42N,24G, 49N, 46G) (32G,26G,30G).

EDITORS NOTE: Due to insufficient data, the starting line-ups from 1960-67 are incomplete.

1960 Coaching Staff: Joe Collier, Defensive Backfield, Mike Holovak, Offensive Backfield, Red Miller, Offensive Line, Jerry Smith, Defensive Line.

No AFL All-Star Game Played

PASSING	ATT	CMP	YARDS	CMP%	YDS/ATT	TD	TD%	INT	INT%	LG	SK/YDS	RATING
Songin	392	187	2476	47.7	6.32	22	5.6	15	3.8	78	--	70.9
Greene	63	27	251	42.9	3.98	1	1.6	6	9.5	31	--	20.1
Christy	11	6	94	54.5	8.55	2	18.2	2	18.2	39	--	83.1
White	7	3	44	42.9	6.29	0	0.0	0	0.0	23	--	64.0
Dimitroff	2	0	0	0.0	0.00	0	0.0	0	0.0	0	--	39.6
<b>Patriots</b>	<b>475</b>	<b>223</b>	<b>2865</b>	<b>46.9</b>	<b>6.03</b>	<b>25</b>	<b>5.3</b>	<b>23</b>	<b>4.8</b>	<b>78</b>	<b>36/261</b>	<b>63.7</b>
<b>Opponents</b>	<b>429</b>	<b>210</b>	<b>2958</b>	<b>49.0</b>	<b>6.90</b>	<b>19</b>	<b>4.4</b>	<b>25</b>	<b>5.8</b>	<b>--</b>	<b>29/216</b>	<b>62.1</b>

# 1961 FINAL STATISTICS (9-4-1)

**HEAD COACH: LOU SABAN (2-3), MIKE HOLOVAK (7-1-1) • SECOND IN AFL EAST • HOME STADIUM: BOSTON UNIVERSITY FIELD**

Date	W/L	Score	Opp.	Att.
9/09	L	20-21	N.Y. Titans	16,683
9/16	W	45-17	Denver	14,479
9/23	W	23-21	at Buffalo	21,504
10/01	L	30-37	at N.Y. Titans	15,189
10/07	L	27-38	San Diego	17,748
10/13	T	31-31	Houston	15,070
10/22	W	52-21	Buffalo	9,398
10/29	W	18-17	at Dallas Texans	20,500
11/03	W	28-21	Dallas Texans	25,063
11/12	L	15-27	at Houston	35,649
11/17	W	20-17	Oakland	17,169
12/03	W	28-24	at Denver	9,303
12/09	W	35-21	at Oakland	6,500
12/17	W	41-0	at San Diego	21,339

TEAM STATISTICS	PATS	OPP
<b>TOTAL FIRST DOWNS</b>	<b>238</b>	<b>243</b>
By Rushing	93	72
By Passing	120	151
By Penalty	25	20
<b>TOTAL NET YARDS</b>	<b>4214</b>	<b>4123</b>
Avg. per Game	301.0	294.5
Total Offensive Plays	936	967
Avg. per Play	4.5	4.3
<b>NET YARDS RUSHING</b>	<b>1675</b>	<b>1041</b>
Total Rushing Plays	389	350
Avg. per Rush	4.3	3.0
Avg. per Game	119.6	74.4
<b>NET YARDS PASSING</b>	<b>2539</b>	<b>3082</b>
Avg. per Game	181.4	220.1
Sacked/Yards Lost	33/256	44/408
Gross Yards Passing	2795	3490
Att./Completions	420/206	479/241
Completion Pct.	49.0	50.3
Had Intercepted	21	22
<b>PUNTS/AVERAGE</b>	<b>64/37.6</b>	<b>71/40.7</b>
<b>PUNTS RETURN /AVG</b>	<b>32/13.0</b>	<b>15/16.3</b>
<b>PENALTIES/YARDS</b>	<b>64/659</b>	<b>67/662</b>
<b>FUMBLES/BALLS LOST</b>	<b>24/9</b>	<b>36/20</b>
<b>TOUCHDOWNS</b>	<b>52</b>	<b>41</b>
Rushing	15	9
Passing	29	27
Returns	8	5

SCORE BY PERIODS	1	2	3	4	OT	TOTAL
Patriots	98	98	118	99	-	413
Opponents	45	109	51	108	-	313

SCORING	TD	Ru	Pa	Rt	PAT	Fg	S	TP
Cappelletti	8	0	8	0	48/50	17/32	0	147
Lott	11	5	6	0			0	66
Colclough	9	0	9	0			0	54
Garron	6	2	3	1			0	36
Parilli	5	4	0	1			0	32
Webb	4	0	0	4			0	24
Stephens	3	0	2	1			0	18
Burton	3	2	0	1			0	18
Johnson	1	0	1	0			0	6
Moore	1	0	0	1			0	6
Yewcic	1	1	0	0			0	6
<b>Patriots</b>	<b>52</b>	<b>15</b>	<b>29</b>	<b>8</b>	<b>48/50</b>	<b>17/32</b>	<b>0</b>	<b>413</b>
<b>Opponents</b>	<b>41</b>	<b>9</b>	<b>27</b>	<b>5</b>	<b>40/40</b>	<b>9/23</b>	<b>0</b>	<b>313</b>

2-Pt. Conversions: Parilli 1-1, Songin 0-1  
1-2, Opp.: 0-1.

RUSHING	NO	YDS	AVG	LG	TD
Lott	100	461	4.6	38	5
Garron	69	389	5.6	85t	2
Burton	82	260	3.2	43	2
Parilli	38	183	4.8	24	4
Crawford	41	148	3.6	34	0
West	26	90	3.5	31	0
Yewcic	11	51	4.6	13	1
Songin	8	39	4.9	11	0
Colclough	3	37	12.3	16	0
Schwedes	10	14	1.4	5	0
Washington	1	3	3.0	3	0
<b>Patriots</b>	<b>389</b>	<b>1675</b>	<b>4.3</b>	<b>85t</b>	<b>14</b>
<b>Opponents</b>	<b>350</b>	<b>1041</b>	<b>3.0</b>	<b>29</b>	<b>9</b>

RECEIVING	NO	YDS	AVG	LG	TD
Cappelletti	45	768	17.1	53	8
Colclough	42	757	18.0	58t	9
Lott	32	333	10.4	47	6
Garron	24	341	14.2	51t	2
Stephens	19	186	9.8	31	2
Burton	13	115	8.8	45	0
Crawford	9	85	9.4	25	0
Johnson	9	82	9.1	21	1
Yewcic	6	56	9.3	46	0
West	5	42	8.4	18	0
Schwedes	1	21	21.0	21	0
Shonta	1	9	9.0	9	0
<b>Patriots</b>	<b>206</b>	<b>2795</b>	<b>13.6</b>	<b>58t</b>	<b>29</b>
<b>Opponents</b>	<b>241</b>	<b>3490</b>	<b>14.5</b>	<b>75t</b>	<b>27</b>

INTERCEPTIONS	NO	YDS	AVG	LG	TD
Webb	5	153	30.6	59	2
Washington	4	45	11.3	33	0
Addison	4	17	4.3	10	0
Brune	2	20	10.0	12	0
Robutti	2	18	9.0	11	0
Hall	2	12	6.0	12	0
Beach	1	37	37.0	37	0
Loudt	1	12	12.0	12	0
Shonta	1	12	12.0	12	0
<b>Patriots</b>	<b>22</b>	<b>326</b>	<b>14.8</b>	<b>59</b>	<b>2</b>
<b>Opponents</b>	<b>21</b>	<b>198</b>	<b>9.4</b>	<b>38</b>	<b>1</b>

PUNTING	NO	YDS	AVG	LG	BLK
Webb	64	2406	37.6	64	2
<b>Patriots</b>	<b>64</b>	<b>2406</b>	<b>37.6</b>	<b>64</b>	<b>2</b>
<b>Opponents</b>	<b>71</b>	<b>2887</b>	<b>40.7</b>	<b>70</b>	<b>2</b>

PUNT RETURNS	NO	YDS	AVG	LG	TD
Brune	23	109	4.7	11	0
Burton	8	128	16.0	62	0
Lott	1	8	8.0	8	0
Patriots	32	245	13.0	62	0
<b>Opponents</b>	<b>15</b>	<b>245</b>	<b>16.3</b>	<b>55</b>	<b>2</b>

KICK RETURNS	NO	YDS	AVG	LG	TD
Garron	16	438	27.4	89	1
Burton	15	401	26.7	91t	1
West	7	191	27.3	37	0
Long	4	24	6.0	11	0
Beach	2	38	19.0	20	0
Webb	1	21	21.0	21	0
Ratkowski	1	17	17.0	17	0
Stephens	1	6	6.0	6	0
Schwedes	1	0	0.0	0	0
Cudzik	1	0	0.0	0	0
<b>Patriots</b>	<b>49</b>	<b>1136</b>	<b>23.2</b>	<b>91t</b>	<b>2</b>
<b>Opponents</b>	<b>53</b>	<b>1255</b>	<b>23.7</b>	<b>90t</b>	<b>1</b>

**SACKS:** Loudt 7.0, Dee 5.5, Addison 3.5, Hunt 3.0, Klein 2.5, Jacobs 1.0, Robutti 1.0, Hall 0.5, Team 3.0.

FIELD GOALS	1-19	20-29	30-39	40-49	50+
Cappelletti	3-3	3-7	9-14	2-8	0-0
<b>Patriots</b>	<b>3-3</b>	<b>3-7</b>	<b>9-14</b>	<b>2-8</b>	<b>0-0</b>
<b>Opponents</b>	<b>4-4</b>	<b>4-7</b>	<b>1-4</b>	<b>0-6</b>	<b>0-2</b>

**Cappelletti:** (28G,32G,32N) (35G) (36G,35G,27N,46G) (34G,30G,22N,16G,46B) ( ) (42N,17G,42N) (12G) (24G)(47N,27B) (33G,29N) (29G,33G,42N) (32B) (32N,35N,40N) (40G,32N,38G).

**OPPONENTS:** ( ) (34G,27N,52N) ( ) (26G) (10G, 41N,26N) (35N, 49N,24G) ( ) (25G,42N,32N,38N) (44N) (25G,19G) (16G,60N)(23N,18G,43N, 43N) ( ) ( ).

**EDITORS NOTE:** Due to insufficient data, the starting line-ups from 1960-67 are incomplete.

**1961 Coaching Staff:** Joe Collier, Defensive Backfield, Mike Holovak, Offensive Backfield, Red Miller, Offensive Line, Jerry Smith, Defensive Line.

**AFL All-Stars (7):** LB Tom Addison (1), DB Fred Brune (1), WR Gino Cappelletti (1), DE Bob Dee (1), HB Larry Garron (1), DT Jim Hunt (1), G Charlie Leo (1).

PASSING	ATT	CMP	YARDS	CMP%	YDS/ATT	TD	TD%	INT	INT%	LG	SK/YDS	RATING
Songin	212	98	1429	46.2	6.74	14	6.6	9	4.2	58t	--	73.0
Parilli	198	104	1314	52.5	6.64	13	6.6	9	4.5	53	--	76.5
Yewcic	8	3	25	37.5	3.13	1	12.5	2	25.0	18t	--	46.4
Cappelletti	1	1	27	100.0	27.00	1	100.0	0	0.0	27t	--	158.3
Burton	1	0	0	0.0	0.00	0	0.0	1	0.0	0	--	0.0
<b>Patriots</b>	<b>420</b>	<b>206</b>	<b>2795</b>	<b>49.0</b>	<b>6.65</b>	<b>29</b>	<b>6.9</b>	<b>21</b>	<b>5.0</b>	<b>58t</b>	<b>33/256</b>	<b>72.9</b>
<b>Opponents</b>	<b>479</b>	<b>241</b>	<b>3490</b>	<b>50.3</b>	<b>7.29</b>	<b>27</b>	<b>5.6</b>	<b>22</b>	<b>4.6</b>	<b>75t</b>	<b>44/408</b>	<b>74.0</b>

# 1962 FINAL STATISTICS (9-4-1)

**HEAD COACH: MIKE HOLOVAK • SECOND IN AFL EAST • HOME STADIUM: BOSTON UNIVERSITY FIELD**

Date	W/L	Score	Opp.	Att.
9/08	L	28-42	at Dallas Texans	32,000
9/16	W	34-21	Houston	32,276
9/21	W	41-16	Denver	21,038
10/06	W	43-14	at N.Y. Titans	14,412
10/12	L	7-27	Dallas Texans	23,874
10/19	W	24-20	San Diego	20,888
10/26	W	26-16	Oakland	12,514
11/03	T	28-28	at Buffalo	33,247
11/11	W	33-29	at Denver	28,187
11/18	L	17-21	at Houston	35,250
11/23	W	21-10	Buffalo	20,021
11/30	W	24-17	N.Y. Titans	20,015
12/09	W	20-14	at San Diego	19,887
12/16	L	0-20	at Oakland	8,000

\*Harvard Stadium

TEAM STATISTICS	PATS	OPP
<b>Total First Downs</b>	<b>230</b>	<b>220</b>
By Rushing	100	68
By Passing	114	136
By Penalty	16	16
<b>TOTAL NET YARDS</b>	<b>4736</b>	<b>4534</b>
Avg. per Game	338.3	323.9
Total Offensive Plays	943	982
Avg. per Play	5.0	4.6
<b>NET YARDS RUSHING</b>	<b>1970</b>	<b>1426</b>
Total Rushing Plays	432	393
Avg. per Rush	4.6	3.6
Avg. per Game	140.7	101.9
<b>NET YARDS PASSING</b>	<b>2766</b>	<b>3108</b>
Avg. per Game	197.6	222.0
Sacked/Yards Lost	23/164	34/327
Gross Yards Passing	2930	3435
Att./Completions	382/195	450/216
Completion Pct.	51.0	48.0
Had Intercepted	13	25
<b>PUNTS/AVERAGE</b>	<b>69/38.5</b>	<b>79/38.5</b>
<b>PUNT RETURNS/AVG</b>	<b>26/5.3</b>	<b>11/4.9</b>
<b>PENALTIES/YARDS</b>	<b>52/456</b>	<b>62/554</b>
<b>FUMBLES/BALLS LOST</b>	<b>37/20</b>	<b>26/10</b>
<b>TOUCHDOWNS</b>	<b>41</b>	<b>36</b>
Rushing	11	14
Passing	25	19
Returns	5	3

SCORE BY PERIODS	1	2	3	4	OT	TOTAL
Patriots	50	116	78	102	-	346
Opponents	65	104	55	71	-	295

SCORING	TD	Ru	Pa	Rt	PAT	Fg	S	TP
Cappelletti	5	0	5	0	38/40	20/37	0	128
Colclough	10	0	10	0			0	60
Burton	7	2	4	1			0	42
Garron	6	2	3	1			0	36
Crawford	4	2	2	0			0	26
Yewcic	2	2	0	0			0	12
Parilli	2	2	0	0			0	12
Romeo	1	0	1	0			0	6
Addison	1	0	1	0			0	6
King	1	1	0	0			0	6
Bruney	1	0	0	1			0	6
Hall	1	0	0	1			0	6
<b>Patriots</b>	<b>41</b>	<b>11</b>	<b>25</b>	<b>5</b>	<b>38/40</b>	<b>20/37</b>	<b>0</b>	<b>346</b>
<b>Opponents</b>	<b>36</b>	<b>14</b>	<b>19</b>	<b>3</b>	<b>32/33</b>	<b>15/26</b>	<b>0</b>	<b>295</b>

2-Pt. Conversions: Crawford 1-1, Patriots 1-1, Opp.: 1-3.

RUSHING	NO	YDS	AVG	LG	TD
Burton	134	548	4.1	59	2
Crawford	139	459	3.3	22	2
Garron	67	392	5.9	41t	2
Yewcic	33	215	6.5	27t	2
Parilli	28	169	6.0	33t	2
King	21	144	6.9	71t	1
Lott	8	34	4.3	11	0
Colclough	1	14	14.0	14	0
Cappelletti	1	-5	-5.0	-5	0
<b>Patriots</b>	<b>432</b>	<b>1970</b>	<b>4.6</b>	<b>71t</b>	<b>11</b>
<b>Opponents</b>	<b>393</b>	<b>1426</b>	<b>3.6</b>	<b>63t</b>	<b>14</b>

RECEIVING	NO	YDS	AVG	LG	TD
Colclough	40	868	21.7	78t	10
Burton	40	461	11.5	69t	4
Romeo	34	608	17.8	62	1
Cappelletti	34	479	14.0	40	5
Crawford	22	224	10.1	44	2
Garron	18	236	8.4	63t	3
King	5	42	8.4	33	0
Webb	1	11	11.0	11	0
Lott	1	1	1.0	1	0
<b>Patriots</b>	<b>195</b>	<b>2930</b>	<b>15.0</b>	<b>78t</b>	<b>25</b>
<b>Opponents</b>	<b>216</b>	<b>3435</b>	<b>15.9</b>	<b>97t</b>	<b>19</b>

INTERCEPTIONS	NO	YDS	AVG	LG	TD
O'Hanley	5	83	16.6	28	0
Felt	5	73	14.6	22	0
Addison	5	42	8.4	16	1
Hall	3	94	31.3	47t	1
Bruney	3	70	23.3	33t	1
Buoniconti	2	3	1.5	3	0
Shonta	2	0	0.0	0	0
<b>Patriots</b>	<b>25</b>	<b>365</b>	<b>14.6</b>	<b>47</b>	<b>3</b>
<b>Opponents</b>	<b>13</b>	<b>55</b>	<b>4.2</b>	<b>15</b>	<b>1</b>

PUNTING	NO	YDS	AVG	LG	BLK
Yewcic	69	2654	38.5	56	1
<b>Patriots</b>	<b>69</b>	<b>2654</b>	<b>38.5</b>	<b>56</b>	<b>1</b>
<b>Opponents</b>	<b>79</b>	<b>3040</b>	<b>38.5</b>	<b>75</b>	<b>0</b>

PUNT RETURNS	NO	YDS	AVG	LG	TD
Burton	21	122	5.8	22	0
Bruney	3	8	2.7	7	0
Buoniconti	1	8	8.0	8	0
Hall	1	0	0.0	0	0
<b>Patriots</b>	<b>26</b>	<b>138</b>	<b>5.3</b>	<b>22</b>	<b>0</b>
<b>Opponents</b>	<b>11</b>	<b>54</b>	<b>4.9</b>	<b>15</b>	<b>0</b>

KICK RETURNS	NO	YDS	AVG	LG	TD
Garron	24	686	28.6	95t	1
Burton	13	238	18.3	42	0
King	9	177	19.7	28	0
Stephens	2	46	23.0	31	0
Crawford	2	24	12.0	18	0
Loudd	1	15	15.0	15	0
Dee	1	14	14.0	14	0
Jacobs	1	0	0.0	0	0
<b>Patriots</b>	<b>53</b>	<b>1200</b>	<b>22.6</b>	<b>95t</b>	<b>1</b>
<b>Opponents</b>	<b>64</b>	<b>1697</b>	<b>26.5</b>	<b>93t</b>	<b>1</b>

**SACKS:** Eisenhower 5.5, Addison 5.0, Dee 4.0, Richardson 3.0, Rudolph 3.0, Klein 1.5, Bruney 1.0, Buoniconti 1.0, Team 4.0.

FIELD GOALS	1-19	20-29	30-39	40-49	50+
Cappelletti	7-9	5-9	7-11	1-6	0-0
<b>Patriots</b>	<b>7-9</b>	<b>5-9</b>	<b>7-11</b>	<b>1-6</b>	<b>0-0</b>
<b>Opponents</b>	<b>5-7</b>	<b>3-5</b>	<b>3-5</b>	<b>4-9</b>	<b>0-0</b>

**Cappelletti:** (46B) (16N,46G,20G) (28G,33G) (28G,12G,38G) (44N,47N) (13G,31N) (25G,17G,31G,11G) (38N) (35G,37G,18G,14N, 39G) (30N,26G,20N,26N) (25N) (32G) (29N,18G, 43B, 9G) (37N,44N,32N,26N).

**OPPONENTS:** () (49N,10N) (37B,18G) () (33G,26N,24G) (43G,27G) (19G,27N) (14N,46N) (39N,16G,19G,46G,45N) () (36G) (47N,47N,37G) (42G,42G) (19G,21G).

**EDITORS NOTE:** Due to insufficient data, the starting line-ups from 1960-67 are incomplete.

**1962 Coaching Staff:** Fred Bruney, Defensive Backfield, Marion Campbell, Defensive Line, Art Spinney, Offensive Line.

**AFL All-Stars (6):** LB Tom Addison (2), DB Fred Bruney (2), DE Larry Eisenhower (1), WR Jim Colclough (1), DB Dick Felt (1), T Charlie Long (1).

PASSING	ATT	CMP	YARDS	CMP%	YDS/ATT	TD	TD%	INT	INT%	LG	SK/YDS	RATING
Parilli	252	140	1988	55.3	7.86	18	7.1	8	3.2	67t	-/-	91.8
Yewcic	126	54	903	42.9	7.17	7	5.6	5	4.0	78t	-/-	69.6
Garron	3	1	39	33.3	13.00	0	0.0	0	0.0	39	-/-	81.9
<b>Patriots</b>	<b>382</b>	<b>195</b>	<b>2930</b>	<b>51.0</b>	<b>7.67</b>	<b>25</b>	<b>6.5</b>	<b>13</b>	<b>3.4</b>	<b>78t</b>	<b>23/164</b>	<b>84.2</b>
<b>Opponents</b>	<b>450</b>	<b>216</b>	<b>3435</b>	<b>48.0</b>	<b>7.63</b>	<b>19</b>	<b>4.2</b>	<b>25</b>	<b>5.6</b>	<b>97t</b>	<b>34/327</b>	<b>64.8</b>

# 1963 FINAL STATISTICS (7-6-1)

HEAD COACH: MIKE HOLOVAK • FIRST IN AFL EAST • HOME STADIUM: FENWAY PARK

Date	W/L	Score		Opp.	Att.	SCORING										PUNTING		NO	YDS	AVG	LG	BLK
9/08	W	38-14	*	N.Y. Jets	24,120	Cappelletti	2	0	2	0	35/36	22/38	0	113	Yewcic	75	2880	38.4	65	2		
9/14	L	13-17	at	San Diego	26,097	Graham	5	0	5	0			0	30	Patriots	75	2880	38.4	65	2		
9/22	W	20-14	at	Oakland	17,131	Crump	5	5	0	0			0	30	Opponents	88	3515	39.9	68	1		
9/29	L	10-14	at	Denver	18,636	Parilli	5	5	0	0			0	30								
10/05	L	24-31	at	N.Y. Jets	16,769	Garron	4	2	2	0			0	24	PUNT RETURNS							
10/11	W	20-14			26,494	Colclough	3	0	3	0			0	18	Suci	25	233	9.3	22	0		
10/18	W	40-21		Denver	25,418	Lott	3	2	1	0			0	18	Stephens	14	117	8.3	26	0		
10/26	L	21-28	at	Buffalo	29,243	Romeo	3	0	3	0			0	18	Garron	1	23	23.0	23	0		
11/01	W	45-3		Houston	31,185	Suci	2	0	0	2			0	12	Patriots	40	373	9.3	26	0		
11/10	L	6-7		San Diego	28,402	Buoniconti	1	0	0	1			0	6	Opponents	25	325	13.0	61	0		
11/17	T	24-24		Kansas City	17,20	Crawford	1	1	0	0			0	6	KICK RETURNS							
12/01	W	17-7		Buffalo	16,981	Yewcic	1	1	0	0			0	6	Garron	28	693	24.7	58	0		
12/08	W	46-28	at	Houston	23,462	Neumann	1	0	1	0			0	6	Suci	17	360	21.1	35	0		
12/14	L	3-35	at	Kansas City	12,598	Hunt	1	0	0	1			0	6	Crump	3	33	11.0	14	0		
AFL PLAYOFFS						Rudolph	0	0	0	0			1	2	Watson	1	9	9.0	9	0		
12/28	W	26-8	at	Buffalo	33,044	TEAM	0	0	0	0			1	2	Yates	1	0	0.0	0	0		
1/05	L	10-51	at	San Diego	30,127	Patriots	37	16	17	4	35/36	22/38	2	327	Patriots	50	1095	21.9	58	0		
* Boston College Alumni Stadium						Opponents	35	12	21	2	35/35	4/21	0	257	Opponents	68	1587	23.3	47	0		
						2-Pt. Conversions: Crawford 0-1, Patriots 0-1, Opp.: 0-0.																
TEAM STATISTICS				PATS	OPP																	

TEAM STATISTICS	PATS	OPP
TOTAL FIRST DOWNS	227	222
By Rushing	92	59
By Passing	115	144
By Penalty	20	19
TOTAL NET YARDS	4201	3834
Avg. per Game	300.1	273.9
Total Offensive Plays	874	842
Avg. per Play	4.8	4.6
NET YARDS RUSHING	1618	1107
Total Rushing Plays	437	310
Avg. per Rush	3.7	3.6
Avg. per Game	115.6	79.1
NET YARDS PASSING	2583	2727
Avg. per Game	184.5	194.8
Sacked/Yards Lost	27/233	56/526
Gross Yards Passing	2816	3253
Att./Completions	410/184	476/230
Completion Pct.	44.9	48.3
Had Intercepted	29	29
PUNTS/AVERAGE	75/38.4	88/39.9
PUNT RETURNS/AVG	40/9.3	25/13.0
PENALTIES/YARDS	64/614	62/1583
FUMBLES/BALLS LOST	29/12	27/13
TOUCHDOWNS	37	35
Rushing	16	12
Passing	17	21
Returns	4	2

SCORE BY PERIODS	1	2	3	4	OT TOTAL
Patriots	60	97	72	98	- 327
Opponents	56	69	59	73	- 257

RUSHING	NO	YDS	AVG	LG	TD
Garron	179	750	4.1	47t	2
Crawford	71	233	3.3	19	1
Yewcic	22	161	7.3	46	1
Neumann	44	148	3.4	17	0
Parilli	36	126	3.5	19	5
Crump	49	120	2.5	21	5
Lott	35	78	2.2	7	2
Cappelletti	1	2	2.0	2	0
Patriots	437	1618	3.7	47t	16
Opponents	310	1107	3.6	68t	12

RECEIVING	NO	YDS	AVG	LG	TD
Colclough	42	693	16.5	56t	3
Cappelletti	34	493	14.5	38	2
Romeo	32	418	13.1	38	3
Garron	26	418	16.0	76t	2
Graham	21	550	26.1	77t	5
Crawford	10	89	8.9	28	0
Neumann	10	48	4.8	16	1
Crump	6	46	7.7	12	0
Lott	3	61	20.3	55t	1
Patriots	184	2816	15.3	77t	17
Opponents	230	3253	14.1	74t	21

INTERCEPTIONS	NO	YDS	AVG	LG	TD
Suci	7	277	39.6	98t	2
Addison	4	27	6.7	17	0
Felt	3	81	27.0	35	0
O'Hanley	3	79	26.3	61	0
Buoniconti	3	42	14.0	26	0
Hall	3	24	8.0	14	0
Shonta	3	15	5.0	12	0
Hunt	1	78	78.0	78t	1
Stephens	1	22	22.0	22	0
Eisenhower	1	0	0.0	0	0
Patriots	29	645	22.2	98t	3
Opponents	29	353	12.2	62t	1

SACKS: Eisenhower 9.0, Dee 7.0, Buoniconti 6.5, Rudolph 6.0, Antwine 4.0, Addison 2.5, Hall 2.0, Richardson 1.0, Team 8.0.

FIELD GOALS	1-19	20-29	30-39	40-49	50+
Cappelletti	2-3	3-4	12-16	5-14	0-1
Patriots	2-3	3-4	12-16	5-14	0-1
Opponents	0-1	1-2	2-9	1-8	0-1

Cappelletti: (47N,316,44N) (35G,9N,36G) (46G,47G) (49N,18G) (45N,22G) (37G,32G) (24G,34G,42G,32G) (23B) (48N,40N,37N, 37G) (38N,36G,25G,37N,55N) (32G,40N, 43N) (41N,43G) (33G,38N,32G,44G) (14G).

OPPONENTS: (39N) (30N,31G) ( ) (43N,38N, 52N) (36G,38N) ( ) ( ) (40N,42B) (46G) (12N,48N) (36N,27G,25N,45N) (37N) ( ) (41N,37N, 49N).

EDITORS NOTE: Due to insufficient data, the starting line-ups from 1960-67 are incomplete.

1963 Coaching Staff: Fred Bruney, Defensive Backfield, Marion Campbell, Defensive Line, Art Spinney, Offensive Line.

AFL All-Stars (11): LB Tom Addison (3), DT Houston Antwine (1), LB Nick Buoniconti (1), WR/K Gino Cappelletti (2), DE Bob Dee (2), DE Larry Eisenhower (2), RB Larry Garron (2), DB Ron Hall (1), G Charlie Long (2), G Billy Neighbors (1), QB Babe Parilli (1).

PASSING	ATT	CMP	YARDS	CMP%	YDS/ATT	TD	TD%	INT	INT%	LG	SK/YDS	RATING
Parilli	337	153	2345	45.4	6.96	13	3.9	24	7.1	77t	--	52.1
Yewcic	70	29	444	41.4	6.34	4	5.7	5	7.1	57t	--	52.3
Crawford	2	2	27	100.0	13.5	0	0.0	0	0.0	15	--	118.8
Garron	1	0	0	0.0	0.0	0	0.0	0	0.0	0	--	39.6
Patriots	410	184	2816	44.9	6.87	17	4.1	29	7.1	77t	66/626	52.5
Opponents	476	230	3253	48.3	6.83	21	4.4	29	6.1	74t	56/526	60.2

# 1964 FINAL STATISTICS (10-3-1)

**HEAD COACH: MIKE HOLOVAK • SECOND IN AFL EAST • HOME STADIUM: FENWAY PARK**

Date	W/L	Score	Opp.	Att.
9/13	W	17-14	at Oakland	21,126
9/20	W	33-28	at San Diego	20,568
9/27	W	26-10	* N.Y. Jets	22,716
10/04	W	39-10	at Denver	15,485
10/09	L	17-26	San Diego	35,096
10/16	T	43-43	Oakland	23,279
10/23	W	24-7	Kansas City	27,400
10/31	L	14-35	at N.Y. Jets	45,003
11/06	W	25-24	Houston	28,161
11/15	W	36-28	at Buffalo	42,308
11/20	W	12-7	Denver	24,979
11/29	W	34-17	at Houston	17,560
12/06	W	31-24	at Kansas City	13,166
12/20	L	14-24	Buffalo	38,021

\* Boston College Alumni Stadium

TEAM STATISTICS	PATS	OPP
<b>TOTAL FIRST DOWNS</b>	<b>226</b>	<b>243</b>
By Rushing	66	63
By Passing	144	165
By Penalty	16	15
<b>TOTAL NET YARDS</b>	<b>4527</b>	<b>4360</b>
Avg. per Game	323.4	311.4
Total Offensive Plays	856	933
Avg. per Play	5.1	4.7
<b>NET YARDS RUSHING</b>	<b>1361</b>	<b>1143</b>
Total Rushing Plays	381	356
Avg. per Rush	3.6	3.2
Avg. per Game	97.2	81.6
<b>NET YARDS PASSING</b>	<b>3166</b>	<b>3217</b>
Avg. per Game	226.1	229.8
Sacked/Yards Lost	29/301	47/428
Gross Yards Passing	3467	3645
Att./Completions	476/229	530/261
Completion Pct.	48.1	49.2
Had Intercepted	27	31
<b>PUNTS/AVERAGE</b>	<b>78/38.0</b>	<b>82/41.5</b>
<b>PUNT RETURNS/AVG</b>	<b>38/7.3</b>	<b>24/7.7</b>
<b>PENALTIES/YARDS</b>	<b>53/467</b>	<b>84/744</b>
<b>FUMBLES/BALLS LOST</b>	<b>23/12</b>	<b>33/16</b>
<b>TOUCHDOWNS</b>	<b>41</b>	<b>36</b>
Rushing	9	10
Passing	31	23
Returns	1	3

SCORE BY PERIODS	1	2	3	4	OT TOTAL
Patriots	61	84	98	122	- 365
Opponents	65	81	69	82	- 297

SCORING	TD	Ru	Pa	Rt	PAT	Fg	S	TP
Cappelletti	7	0	7	0	36/36	25/39	0	155
Garron	9	2	7	0			0	54
Graham	6	0	6	0			0	36
Colclough	5	0	5	0			0	34
Burton	5	3	2	0			0	30
Romeo	4	0	4	0			0	24
Garrett	2	2	0	0			0	12
Parilli	2	2	0	0			0	12
O'Hanley	1	0	0	1			0	6
Rudolph	0	0	0	0			1	2
<b>Patriots</b>	<b>41</b>	<b>9</b>	<b>31</b>	<b>1</b>	<b>36/36</b>	<b>25/39</b>	<b>1</b>	<b>365</b>
<b>Opponents</b>	<b>36</b>	<b>10</b>	<b>23</b>	<b>3</b>	<b>32/33</b>	<b>14/30</b>	<b>0</b>	<b>297</b>

2-Pt. Conversions: Cappelletti 1-1, Colclough 2-2, Parilli 0-2. Patriots 3-5, Opp.: 2-3.

RUSHING	NO	YDS	AVG	LG	TD
Garron	183	585	3.2	16	2
Burton	102	340	3.3	33	3
Garrett	56	259	4.6	58	2
Parilli	34	168	4.9	32	2
Cappelletti	1	7	7.0	7	0
Yewcic	5	2	0.4	2	0
<b>Patriots</b>	<b>381</b>	<b>1361</b>	<b>3.6</b>	<b>58</b>	<b>9</b>
<b>Opponents</b>	<b>356</b>	<b>1143</b>	<b>3.2</b>	<b>71</b>	<b>10</b>

RECEIVING	NO	YDS	AVG	LG	TD
Cappelletti	49	865	17.7	58t	7
Graham	45	720	16.0	80t	6
Garron	40	350	8.8	52t	7
Colclough	32	657	20.5	59t	5
Burton	27	306	11.3	59t	2
Romeo	26	445	17.1	38	4
Garrett	8	101	12.6	57	0
Snyder	1	12	12.0	12	0
Crawford	1	11	11.0	11	0
<b>Patriots</b>	<b>229</b>	<b>3467</b>	<b>15.1</b>	<b>80t</b>	<b>31</b>
<b>Opponents</b>	<b>261</b>	<b>3645</b>	<b>14.0</b>	<b>80t</b>	<b>23</b>

INTERCEPTIONS	NO	YDS	AVG	LG	TD
Hall	11	148	13.5	50	0
Webb	6	43	7.2	25	0
Buoniconti	5	75	15.0	26	0
O'Hanley	3	120	40.0	47	1
Felt	2	10	5.0	8	0
Addison	2	4	2.0	4	0
Shonta	1	21	21.0	21	0
Dukes	1	6	6.0	6	0
<b>Patriots</b>	<b>31</b>	<b>427</b>	<b>13.8</b>	<b>50</b>	<b>1</b>
<b>Opponents</b>	<b>27</b>	<b>485</b>	<b>18.0</b>	<b>70</b>	<b>1</b>

PUNTING	NO	YDS	AVG	LG	BLK
Yewcic	73	2787	38.7	63	1
Parilli	5	180	36.0	45	0
<b>Patriots</b>	<b>78</b>	<b>2967</b>	<b>38.0</b>	<b>63</b>	<b>1</b>
<b>Opponents</b>	<b>82</b>	<b>3401</b>	<b>41.5</b>	<b>67</b>	<b>1</b>

PUNT RETURNS	NO	YDS	AVG	LG	TD
Burton	11	78	7.1	19	0
Cloutier	20	136	6.8	40	0
Stephens	5	34	6.8	11	0
Garrett	2	28	14.0	28	0
<b>Patriots</b>	<b>38</b>	<b>276</b>	<b>7.3</b>	<b>40</b>	<b>0</b>
<b>Opponents</b>	<b>24</b>	<b>185</b>	<b>7.7</b>	<b>52</b>	<b>0</b>

KICK RETURNS	NO	YDS	AVG	LG	TD
Garrett	32	749	23.4	42	0
Garron	10	198	19.8	31	0
Burton	7	131	18.7	27	0
Dukes	2	33	16.5	17	0
Stephens	2	5	2.5	5	0
Cloutier	1	46	46.0	46	0
Romeo	1	5	5.0	5	0
Oakes	1	0	0.0	0	0
Watson	1	0	0.0	0	0
Yates	1	0	0.0	0	0
<b>Patriots</b>	<b>58</b>	<b>1167</b>	<b>20.1</b>	<b>46</b>	<b>0</b>
<b>Opponents</b>	<b>70</b>	<b>1637</b>	<b>23.4</b>	<b>93t</b>	<b>1</b>

**SACKS:** Eisenhauer 7.5, Antwine 5.5, Buoniconti 4.5, Dee 3.5, St. Jean 3.0, Hunt 2.5, Richardson 2.5, Rudolph 2.5, Dukes 2.0, O'Hanley 1.0, Shonta 1.0, Team 2.0.

FIELD GOALS	1-19	20-29	30-39	40-49	50+
Cappelletti	6-6	5-6	5-9	8-16	1-2
<b>Patriots</b>	<b>6-6</b>	<b>5-6</b>	<b>5-9</b>	<b>8-16</b>	<b>1-2</b>
<b>Opponents</b>	<b>5-6</b>	<b>0-2</b>	<b>5-8</b>	<b>4-13</b>	<b>0-1</b>

**Cappelletti:** (47N,46N,48G) (41G,57N, 45N, 26M,32G,37G,37G) (47G,26G, 49N,41G,42G, 44N) (11G,30G,16G, 47G,14G,17G) (48G) (41N,31N) (25G) (30N) (25G,33G,22G,41G) (I) (35N,51G) (35N,28G,15G,45N) (12G) (46N).

**OPPONENTS:** (47N,48N) (26N,30G,12G) (40G, 47N) (32G) (54N,16G,17G) (41G, 33N,37G, 98,38G) (43G) (I) (46N,23N, 10G) (41G,33G, 35N) (46N,39N) (49N, 49G,41N) (42G) (12N).

**EDITORS NOTE:** Due to insufficient data, the starting line-ups from 1960-67 are incomplete.

**1964 Coaching Staff:** Art Spinney, Offensive Line, Carl Taseff, Defensive Backs, Chuck Weber, Defensive Line/Backfield.

**AFL All-Stars (9):** LB Tom Addison (4), DT Houston Antwine (2), LB Nick Buoniconti (2), WR/K Gino Cappelletti (3), DE Bob Dee (3), DE Larry Eisenhauer (3), RB Larry Garron (3), C Jon Morris (1), QB Babe Parilli (2).



# 1965 FINAL STATISTICS (4-8-2)

HEAD COACH: MIKE HOLOVAK • THIRD IN AFL EAST • HOME STADIUM: FENWAY PARK

		W/L	Score		Opp.	Att.		RUSHING		NO	YDS	AVG	LG	TD		KICK RETURNS		NO	YDS	AVG	LG	TD	
9/11	L	7-24	at	Buffalo		45,502		Nance		111	321	2.9	20	5		Cunningham		17	374	22.0	45	0	
9/19	L	10-31	at	Houston		32,445		Garron		74	259	3.5	59	1		Garrett		12	232	19.3	25	0	
9/24	L	10-27		Denver		26,782		Parilli		50	200	4.0	17	0		Burton		7	188	26.9	39	0	
10/03	L	17-27	at	Kansas City		26,773		Garrett		42	147	3.5	26	1		Bellino		7	138	19.7	26	0	
10/08	L	10-24		Oakland		24,824		Burton		45	108	2.4	22	1		Garron		5	141	28.2	36	0	
10/17	T	13-13		San Diego		20,924		Bellino		24	49	2.0	10	0		Dukes		3	45	15.0	20	0	
10/24	L	21-30	at	Oakland		20,858		Johnson		19	29	1.5	9	0		Nance		3	40	13.3	19	0	
10/31	W	22-6	at	San Diego		33,366		Wilson		8	4	0.5	17	0		Johnson		2	29	14.5	16	0	
11/07	L	7-23		Buffalo		24,415		Patriots		373	1117	3.0	59	8		Rudolph		1	4	4.0	4	0	
11/14	L	20-30		N.Y. Jets		18,589		Opponents		425	1531	3.6	63t	10		Canale		2	0	0.0	0	0	
11/21	T	10-10		Kansas City		13,056										Pyne		1	0	0.0	0	0	
11/28	W	27-23	at	N.Y. Jets		59,334		RECEIVING		NO	YDS	AVG	LG	TD		Patriots		60	1191	19.9	45	0	
12/12	W	28-20	at	Denver		27,207		Colclough		40	677	16.9	41	3		Opponents		41	946	23.1	102t	1	
12/18	W	42-14		Houston		14,508		Cappelletti		37	680	18.4	57t	9									
								Graham		25	316	12.6	33	0		SACKS:		Eisenhower	9.5	Antwine	3.5	Hunt	3.0
								Whalen		22	381	17.3	67	0				cont	2.0	Pyne	2.0	St. Jean	2.0
								Garron		15	222	14.8	52	1				Addison	1.0	Hall	1.0	Dukes	0.5
								Romeo		15	203	13.5	36	2				Long	0.5	Team	2.0		
								Nance		12	83	6.9	22	0		FIELD GOALS		1-19	20-29	30-39	40-49	50+	
								Burton		10	127	12.7	73	2		Cappelletti		5/5	4/7	7/11	0/2	1/2	
								Garrett		7	49	7.0	15	2		Patriots		5/5	4/7	7/11	0/2	1/2	
								Bellino		5	74	14.8	20	0		Opponents		11/11	3/5	5/14	3/8	0/2	
								Johnson		4	29	7.3	23	0									
								Yewcic		1	13	13.0	13	0		Cappelletti:		(47N)		(336,38N,25B)		(16G)	
								Patriots		193	2854	14.8	73t	19		(18G)		(13G)	(21G,26B,22G)		0	(36N,30G,33G)	
								Opponents		206	2891	14.0	85t	17		(29N)		(35N,30G,30G,42N)		(17G)	(33G,53G)	0	
																(36N,20G,50N,10G,24G,31G).							
								INTERCEPTIONS		NO	YDS	AVG	LG	TD		OPPONENTS:		(34N,36G,30B)		(36N,36B,45G)			
								Hall		3	35	11.7	29	0		(30G,18G)		(14G,48G,43N,51N,36N)		(47N,39N,38G,37N)			
								Buoniconti		3	31	10.3	26	0		(40G,42N,10G)		(22G,34N,19G,9G)		(49N,42N)			
								Shonta		2	46	23.0	27	0		(28G,16G,32G)		(16G,19G,14G)		(50N,32G,37N)		(25N,14G,	
								Webb		2	45	22.5	45	0		13G,26G)		(27B) 0.					
								Cunningham		2	16	8.0	10	0		EDITORS NOTE:		Due to insufficient data, the starting					
								Hennessey		2	14	7.0	14	0				line-ups from 1960-67 are incomplete.					
								Farmes		2	0	0.0	0	0		1965 Coaching Staff:		Jesse Richardson, Defensive					
								Graves		1	16	16.0	16	0				Line, Art Spinney, Offensive Line, Chuck Weber, Defen-					
								Addison		1	13	13.0	13	0				sive Line/ Backfield.					
								Dukes		1	10	10.0	10	0									
								O'Hanley		1	5	5.0	5	0									
								Antwine		1	2	2.0	2	0									
								Patriots		21	233	11.1	45	0									
								Opponents		29	365	12.6	38t	4									

PASSING	ATT	CMP	YARDS	CMP%	YDS/ATT	TD	TD%	INT	INT%	LG	SK/YDS	RATING
Parilli	426	173	2597	40.6	6.10	18	4.2	26	6.1	73t	--	50.0
Wilson	46	20	257	43.5	5.59	1	2.2	3	6.5	30	--	41.7
Yewic	1	0	0	0.0	0.00	0	0.0	0	0.0	0	--	39.6
Patriots	473	193	2854	40.8	6.03	19	4.0	29	6.1	73t	37/347	49.1
Opponents	431	206	2891	47.8	6.71	17	3.9	21	4.9	85t	30/291	62.7

# 1966 FINAL STATISTICS (8-4-2)

HEAD COACH: MIKE HOLOVAK • SECOND IN AFL EAST • HOME STADIUM: FENWAY PARK

Date	W/L	Score	Opp.	Att.	RUSHING	NO	YDS	AVG	LG	TD	KICK RETURNS	NO	YDS	AVG	LG	TD
9/10	L	0-24	at San Diego	29,539	Nance	299	1458	4.9	65t	11	Bellino	18	410	22.8	43	0
9/18	W	24-10	at Denver	25,337	Garron	101	319	3.2	54	4	Cunningham	17	371	21.8	39	0
9/25	L	24-43	Kansas City	22,641	Cappadonna	22	88	4.0	13	1	Purvis	8	185	23.1	34	0
10/02	T	24-24	N.Y. Jets	27,255	Parilli	28	42	1.5	17	1	Cappadonna	3	46	15.3	17	0
10/08	W	20-10	at Buffalo	45,542	Huarte	7	40	5.7	13	0	Garron	2	49	24.5	29	0
10/23	W	35-17	San Diego	32,371	Garrett	13	21	1.6	5	0	Johnson, B.	2	45	22.5	23	0
10/30	W	24-21	Oakland	26,941	Yewcic	1	-5	-5.0	-5	0	Singer	1	27	27.0	27	0
11/06	L	10-17	Denver	18,154	<b>Patriots</b>	<b>471</b>	<b>1963</b>	<b>4.2</b>	<b>65t</b>	<b>17</b>	Mangum	1	8	8.0	8	0
11/13	W	27-21	Houston	23,426	<b>Opponents</b>	<b>369</b>	<b>1135</b>	<b>3.1</b>	<b>61</b>	<b>7</b>	Colclough	1	2	2.0	2	0
11/20	T	27-27	at Kansas City	41,475							Johnson	1	2	2.0	2	0
11/27	W	20-14	at Miami	22,754	<b>RECEIVING</b>	<b>NO</b>	<b>YDS</b>	<b>AVG</b>	<b>LG</b>	<b>TD</b>	<b>Patriots</b>	<b>54</b>	<b>1145</b>	<b>21.2</b>	<b>43</b>	<b>0</b>
12/04	W	14-3	Buffalo	39,350	Graham	51	673	13.2	42	4	<b>Opponents</b>	<b>46</b>	<b>988</b>	<b>21.5</b>	<b>62</b>	<b>0</b>
12/11	W	38-14	at Houston	17,100	Cappelletti	43	676	15.7	63t	6						
12/17	L	28-38	at N.Y. Jets	58,921	Garron	30	416	13.9	61t	5						
<b>SACKS:</b> Hunt 9.0, Eisenhower 4.5, Dee 2.5, Addison 2.0.																

TEAM STATISTICS	PATS	OPP
<b>TOTAL FIRST DOWNS</b>	<b>243</b>	<b>243</b>
By Rushing	100	68
By Passing	121	153
By Penalty	22	22
<b>TOTAL NET YARDS</b>	<b>4536</b>	<b>4491</b>
Avg. per Game	324.0	320.8
Total Offensive Plays	889	900
Avg. per Play	5.1	5.0
<b>NET YARDS RUSHING</b>	<b>1963</b>	<b>1135</b>
Total Rushing Plays	471	369
Avg. per Rush	4.2	3.1
Avg. per Game	140.2	81.1
<b>NET YARDS PASSING</b>	<b>2573</b>	<b>3356</b>
Avg. per Game	183.8	239.7
Sacked/Yards Lost	25/211	22/209
Gross Yards Passing	2784	3565
Att./Completions	393/186	509/247
Completion Pct.	47.3	48.5
Had Intercepted	21	22
<b>PUNTS/AVERAGE</b>	<b>76/36.5</b>	<b>86/38.5</b>
<b>PENALTIES/YARDS</b>	<b>64/601</b>	<b>76/757</b>
<b>FUMBLES/BALLS LOST</b>	<b>25/13</b>	<b>30/15</b>
<b>TOUCHDOWNS</b>	<b>38</b>	<b>36</b>
Rushing	17	7
Passing	20	26
Returns	1	3

SCORE BY PERIODS	1	2	3	4	OT	TOTAL
Patriots	58	111	89	57	-	315
Opponents	64	58	61	100	-	283

SCORING	TD	Ru	Pa	Rt	PAT	Fg	S	TP
Cappelletti	6	0	6	0	35/36	16/32	0	119
Nance	11	11	0	0	0	0	0	66
Garron	9	4	5	0	0	0	0	54
Graham	4	0	4	0	0	0	0	24
Whalen	4	0	4	0	0	0	0	24
Cappadonna	1	1	0	0	0	0	0	8
Bellino	1	0	1	0	0	0	0	6
Hunt	1	0	0	1	0	0	0	6
Parilli	1	1	0	0	0	0	0	6
Romeo	0	0	0	0	0	0	0	2
<b>Patriots</b>	<b>38</b>	<b>17</b>	<b>20</b>	<b>1</b>	<b>35/36</b>	<b>16/32</b>	<b>0</b>	<b>315</b>
<b>Opponents</b>	<b>36</b>	<b>7</b>	<b>26</b>	<b>3</b>	<b>34/36</b>	<b>11/26</b>	<b>0</b>	<b>283</b>

2-Pt. Conversions: Cappadonna 1-1, Romeo 1-1. Patriots 2-2; opp. 0-0.

RECEIVING	NO	YDS	AVG	LG	TD
Graham	51	673	13.2	42	4
Cappelletti	43	676	15.7	63t	6
Garron	30	416	13.9	61t	5
Whalen	29	502	17.3	45	4
Colclough	16	284	17.8	32	0
Nance	8	103	12.9	45	0
Bellino	6	77	12.8	25t	1
Romeo	2	46	23.0	29	0
Garrett	1	7	7.0	7	0
<b>Patriots</b>	<b>186</b>	<b>2784</b>	<b>15.0</b>	<b>63t</b>	<b>20</b>
<b>Opponents</b>	<b>247</b>	<b>3565</b>	<b>14.4</b>	<b>77t</b>	<b>26</b>

INTERCEPTIONS	NO	YDS	AVG	LG	TD
Hall	6	159	26.5	87	0
Hennessey	6	99	16.5	33	0
Buoniconti	4	43	10.8	41	0
Felt	2	35	17.5	32	0
Shonta	1	9	9.0	9	0
Fraser	1	3	3.0	3	0
Graves	1	0	0.0	0	0
Webb	1	0	0.0	0	0
<b>Patriots</b>	<b>22</b>	<b>348</b>	<b>15.8</b>	<b>87</b>	<b>0</b>
<b>Opponents</b>	<b>21</b>	<b>204</b>	<b>9.7</b>	<b>32t</b>	<b>2</b>

PUNTING	NO	YDS	AVG	LG	BLK
Fraser	55	2044	37.2	68	2
Yewcic	21	732	34.9	49	1
<b>Patriots</b>	<b>76</b>	<b>2776</b>	<b>36.5</b>	<b>68</b>	<b>3</b>
<b>Opponents</b>	<b>86</b>	<b>3312</b>	<b>38.5</b>	<b>60</b>	<b>1</b>

PUNT RETURNS	NO	FC	YDS	AVG	LG	TD
Hennessey	7	0	39	5.6	11	0
Johnson	7	0	37	5.3	12	0
Purvis	5	0	43	8.6	18	0
Bellino	4	0	19	4.8	13	0
Graves	1	0	5	5.0	5	0
<b>Patriots</b>	<b>24</b>	<b>0</b>	<b>143</b>	<b>6.0</b>	<b>18</b>	<b>0</b>
<b>Opponents</b>	<b>20</b>	<b>0</b>	<b>127</b>	<b>6.4</b>	<b>21</b>	<b>1</b>

**SACKS:** Hunt 9.0, Eisenhauer 4.5, Dee 2.5, Addison 2.0, Farmer 2.0, Antwine 1.5, Fraser 1.5, Team 1.0.

FIELD GOALS	1-19	20-29	30-39	40-49	50+
Cappelletti	6/6	1/4	6/9	3/11	0/2
<b>Patriots</b>	<b>6/6</b>	<b>1/4</b>	<b>6/9</b>	<b>3/11</b>	<b>0/2</b>
<b>Opponents</b>	<b>6/6</b>	<b>1/5</b>	<b>2/7</b>	<b>2/7</b>	<b>0/1</b>

**Cappelletti:** (45N) (24N,44G,14G,32G) (30G) (51N,17G) (10G,47N,31G,50N) (47N) (14G,45N) (34B,33G,31N,20N) (28G,44G,29N) (31G,19G) (47B,32G,49G,42N) (42N,41B) (13G,35N) ( ).

**OPPONENTS:** (10G,40N) (18G) (11G) (48N,38N,30N,17G) (33N,36N,37G,27N) (25N,43G) (45N, 28N,52N) (36G,42N) (34N, 48N) (23G,40G,28N) ( ) (11G) ( ) (12G).

**EDITORS NOTE:** Due to insufficient data, the starting line-ups from 1960-67 are incomplete.

**1966 Coaching Staff:** Rommie Loudd, Linebackers, Jesse Richardson, Defensive Line, Art Spinney, Offensive Line, Chuck Weber, Defensive Line/Backfield.

**AFL All-Stars (11):** DT Houston Antwine (4), LB Nick Buoniconti (4), WR/K Gino Cappelletti (4), DE Larry Eisenhauer (4), DT Jim Lee Hunt (2), C Jon Morris (3), FB Jim Nance (1), T Tom Neville (1), QB Babe Parilli (3), DB Chuck Shonta (1), G Len St. Jean.

PASSING	ATT	CMP	YARDS	CMP%	YDS/ATT	TD	TD%	INT	INT%	LG	SK/YDS	RATING
Parilli	382	181	2721	47.4	7.12	20	5.2	20	5.2	63t	--/--	66.9
Huarte	11	5	63	45.5	5.73	0	0.0	1	9.0	17	--/--	25.9
<b>Patriots</b>	<b>393</b>	<b>186</b>	<b>2784</b>	<b>47.3</b>	<b>7.08</b>	<b>20</b>	<b>5.1</b>	<b>21</b>	<b>5.3</b>	<b>63t</b>	<b>25/211</b>	<b>65.7</b>
<b>Opponents</b>	<b>509</b>	<b>247</b>	<b>3565</b>	<b>48.5</b>	<b>7.00</b>	<b>26</b>	<b>5.1</b>	<b>22</b>	<b>4.3</b>	<b>77t</b>	<b>22/209</b>	<b>70.7</b>

# 1967 FINAL STATISTICS (3-10-1)

HEAD COACH: MIKE HOLOVAK • FIFTH IN AFL EAST • HOME STADIUM: FENWAY PARK

Date	W/L	Score	Opp.	Att.	RUSHING	NO	YDS	AVG	LG	TD	KICK RETURNS	NO	YDS	AVG	LG	TD
9/03	L	21-26	at Denver	35,488	Nance	269	1216	4.5	53	7	Cunningham	30	627	20.9	41	0
9/09	L	14-28	at San Diego	39,227	Garron	46	163	3.5	20	0	Bellino	18	357	19.8	32	0
9/17	L	7-35	at Oakland	26,289	Cappadona	28	100	3.6	11	0	Leo	11	232	21.1	31	0
9/24	W	23-0	at Buffalo	45,748	Parilli	14	61	4.4	18	0	Garrett	4	73	18.3	20	0
10/08	T	31-31	at San Diego	23,620	Trull	19	35	1.8	10	3	Garron	3	73	24.3	26	0
10/15	W	41-10	Miami	23,955	Bellino	6	15	2.5	10	0	Cappadona	3	26	14.5	20	0
10/22	L	14-48	Oakland	25,057	Leo	1	7	7.0	7	0	Singer	2	29	14.5	20	0
10/29	L	23-30	at N.Y. Jets	62,784	Garrett	5	7	1.4	8	0	Ilg	1	10	10.0	10	0
11/05	W	18-7	Houston	19,422	Huarte	2	5	2.5	4	0	Johnson	1	9	9.0	9	0
11/12	L	10-33	Kansas City	23,010	Graham	1	-5	-5.0	-5	0	Patriots	73	1436	19.7	41	0
11/19	L	24-29	N.Y. Jets	26,790	Patriots	391	1604	4.1	53	10	Opponents	45	946	21.0	51	0
11/26	L	6-27	at Houston	28,044	Opponents	417	1350	3.2	67	12	SACKS: Antwine 6.0, Eisenhauer 6.0, Hunt 5.0, Dee 2.5, Buoniconti 3.0, Ilg 1.0, Satcher 1.0, Shonta 1.0, Philpott 1.0					
12/09	L	16-44	Buffalo	20,627												
12/17	L	32-41	at Miami	25,969												
					RECEIVING	NO	YDS	AVG	LG	TD						

TEAM STATISTICS		PATS	OPP
<b>TOTAL FIRST DOWNS</b>		<b>219</b>	<b>219</b>
By Rushing	80	61	
By Passing	120	138	
By Penalty	19	20	
<b>TOTAL NET YARDS</b>		<b>4027</b>	<b>4206</b>
Avg. per Game	287.6	300.4	
Total Offensive Plays	870	871	
Avg. per Play	4.6	4.8	
<b>NET YARDS RUSHING</b>		<b>1604</b>	<b>1350</b>
Total Rushing Plays	391	417	
Avg. per Rush	4.1	3.2	
Avg. per Game	114.6	96.4	
<b>NET YARDS PASSING</b>		<b>2423</b>	<b>2856</b>
Avg. per Game	173.1	204.0	
Sacked/Yards Lost	45/361	31/267	
Gross Yards Passing	2784	3123	
Att./Completions	434/191	423/211	
Completion Pct.	44.0	49.9	
Had Intercepted	32	17	
<b>PUNTS/AVERAGE</b>		<b>65/40.5</b>	<b>73/41.9</b>
<b>PENALTIES/YARDS</b>		<b>59/520</b>	<b>70/722</b>
<b>FUMBLES/BALLS LOST</b>		<b>37/22</b>	<b>26/15</b>
<b>TOUCHDOWNS</b>		<b>33</b>	<b>48</b>
Rushing	10	12	
Passing	20	28	
Returns	3	8	

SCORE BY PERIODS	1	2	3	4	OT	TOTAL
Patriots	74	81	60	65	-	280
Opponents	76	139	66	108	-	389

SCORING	TD	R	Pa	Rt	PAT	FG	S	TP
Cappelletti	3	0	3	0	29/30	16/31	0	95
Nance	8	7	1	0			0	48
Garron	5	0	5	0			0	30
Whalen	5	0	5	0			0	30
Graham	4	0	4	0			0	24
Trull	3	3	0	0			0	18
Cappadona	1	0	1	0			0	6
Charles	1	0	0	1			0	6
Cunningham	1	0	0	1			0	6
Garrett	1	0	0	1			0	6
Leo	1	0	0	0			0	6
Buoniconti	0	0	0	0			1	2
Hunt	0	0	0	0			1	2
Canale	0	0	0	0	1/1	0/0	0	1
<b>Patriots</b>	<b>33</b>	<b>10</b>	<b>20</b>	<b>3</b>	<b>30/31</b>	<b>16/31</b>	<b>2</b>	<b>280</b>
<b>Opponent</b>	<b>48</b>	<b>12</b>	<b>28</b>	<b>8</b>	<b>44/46</b>	<b>19/31</b>	<b>0</b>	<b>389</b>

2-Pt. Conversions: Patriots 0-2, Opp. 0-2.

RECEIVING	NO	YDS	AVG	LG	TD
Graham	41	606	14.8	79t	4
Whalen	39	651	16.7	41t	5
Cappelletti	35	397	11.3	35	3
Garron	30	507	16.9	66	5
Nance	22	196	8.9	36	1
Colclough	14	263	18.8	52	0
Cappadona	6	104	17.3	42	1
Leo	1	25	25.0	25t	1
Nichols	1	19	19.0	19	0
Garrett	1	12	12.0	12	0
Romeo	1	4	4.0	4	0
<b>Patriots</b>	<b>191</b>	<b>2784</b>	<b>14.6</b>	<b>79t</b>	<b>20</b>
<b>Opponents</b>	<b>211</b>	<b>3123</b>	<b>10.1</b>	<b>75t</b>	<b>28</b>

INTERCEPTIONS	NO	YDS	AVG	LG	TD
Webb	4	91	22.8	41	0
Buoniconti	4	7	1.8	7	0
Shonta	3	57	19.0	28	0
Mitchell	3	9	3.0	9	0
Cunningham, J.	1	54	54.0	54	0
Charles	1	35	35.0	35t	0
Hall	1	4	4.0	4	0
<b>Patriots</b>	<b>17</b>	<b>257</b>	<b>15.1</b>	<b>54t</b>	<b>2</b>
<b>Opponents</b>	<b>32</b>	<b>640</b>	<b>20.0</b>	<b>68t</b>	<b>7</b>

PUNTING	NO	YDS	AVG	LG	BLK
Swanson	65	2632	40.5	62	0
<b>Patriots</b>	<b>65</b>	<b>2632</b>	<b>40.5</b>	<b>62</b>	<b>0</b>
<b>Opponents</b>	<b>73</b>	<b>3062</b>	<b>41.9</b>	<b>60</b>	<b>1</b>

PUNT RETURNS	NO	FC	YDS	AVG	LG	TD
Bellino	15	8	129	8.6	18	0
Cunningham, J.	17	5	105	6.2	44	0
Johnson	6	1	124	20.7	52	0
Leo	5	0	54	10.8	43	0
<b>Patriots</b>	<b>43</b>	<b>14</b>	<b>412</b>	<b>9.6</b>	<b>52</b>	<b>0</b>
<b>Opponents</b>	<b>31</b>	<b>12</b>	<b>252</b>	<b>8.1</b>	<b>39</b>	<b>0</b>

**SACKS:** Antwine 6.0, Eisenhauer 6.0, Hunt 5.0, Dee 2.5, Buoniconti 1.0, Ilg 1.0, Satcher 1.0, Shonta 1.0, Philpott 0.5, Team 2.0.

FIELD GOALS	1-19	20-29	30-39	40-49	50+
Cappelletti	4/6	3/4	3/6	6/11	0/4
<b>Patriots</b>	<b>4/6</b>	<b>3/4</b>	<b>3/6</b>	<b>6/11</b>	<b>0/4</b>
<b>Opponents</b>	<b>7/8</b>	<b>6/7</b>	<b>4/6</b>	<b>2/9</b>	<b>0/1</b>

**Cappelletti:** ( ) (38N) ( ) (33G,23G,49N, 20N,44N,44N,45G) (37N,51N,41G) (36N,17B) ( ) (14G,42G,33G) (50N,40G,13B,12G,18G) (47N,24G) (14G) (40G,50N,51N,30G) (40N) (41G,20G).

**OPPONENTS:** (20G,9G) (45N,50N,42N) ( ) (49N,20N,39N) (32G,49N) (34G,35N) (12G,24G) (41N,14G,21G,26G,15N) ( ) (33G,36G) (40G,49N) (44G,47N,23G) (12G,11G,23G) (13G,13G).

**EDITORS NOTE:** Due to insufficient data, the starting line-ups from 1960-67 are incomplete.

**1967 Coaching Staff:** Rommie Loudd, Linebackers, Jesse Richardson, Defensive Line, Art Spinney, Offensive Line, Chuck Weber, Defensive Line/Backfield.

**AFL All-Stars (7):** DT Houston Antwine (5), LB Nick Buoniconti (5), RB Larry Garron (4), DT Jim Lee Hunt (3), C Jon Morris (4), FB Jim Nance (2), T Don Oakes (1).

PASSING	ATT	CMP	YARDS	CMP%	YDS/ATT	TD	TD%	INT	INT%	LG	SK/YDS	RATING
Parilli	344	161	2317	46.8	6.74	19	5.5	24	7.0	79t	29/250	58.5
Trull	81	27	442	33.3	5.46	1	1.2	7	8.6	52	11/75	20.7
Huarte	9	3	25	33.3	2.78	0	0.0	1	11.1	15	5/36	2.8
<b>Patriots</b>	<b>434</b>	<b>191</b>	<b>2784</b>	<b>44.0</b>	<b>6.41</b>	<b>20</b>	<b>4.6</b>	<b>32</b>	<b>7.4</b>	<b>79t</b>	<b>45/361</b>	<b>50.1</b>
<b>Opponents</b>	<b>423</b>	<b>211</b>	<b>3123</b>	<b>49.9</b>	<b>7.38</b>	<b>28</b>	<b>6.6</b>	<b>17</b>	<b>4.0</b>	<b>75t</b>	<b>31/267</b>	<b>79.7</b>

# 1968 FINAL STATISTICS (4-10)

**HEAD COACH: MIKE HOLOVAK - FOURTH IN AFL EAST - HOME STADIUM: FENWAY PARK**

Date	W/L	Score	Opp.	Att.	RUSHING	NO	YDS	AVG	LG	TD	KICK RETURNS	NO	YDS	AVG	LG	TD
9/08	W	16-7	at Buffalo	38,865	Nance	177	593	3.4	30t	4	Porter	36	812	22.6	61	0
9/22	L	31-47	*N.Y. Jets	29,192	Gamble	78	311	4.0	40t	1	Johnson, B.	22	442	20.1	36	0
9/29	W	20-17	at Denver	37,024	Thomas	88	215	2.4	25	2	Marsh	4	74	18.5	27	0
10/06	L	10-41	at Oakland	44,253	Garron	36	97	2.7	18	1	Johnson, D.	3	63	21.0	26	0
10/13	L	0-16	Houston	32,502	Sherman	25	80	3.2	17	0	Long	2	20	10.0	11	0
10/20	W	23-6	Buffalo	21,082	Taliaferro	8	51	6.4	21	0	Thomas	1	22	22.0	22	0
10/27	L	14-48	at N.Y. Jets	62,351	Marsh	4	8	2.0	11	0	Graham	1	9	9.0	9	0
11/03	L	14-35	Denver	18,304	Johnson	2	6	3.0	6	0	Cheyunski	1	0	0.0	0	0
11/10	L	17-27	San Diego	19,278	Cappelletti	1	2	2.0	2	0	Gamble	1	0	0.0	0	0
11/17	L	17-31	at Kansas City	48,271	Whalen	1	0	0.0	0	0	<b>Patriots</b>	<b>71</b>	<b>1442</b>	<b>20.3</b>	<b>61</b>	<b>0</b>
11/24	L	10-34	Miami	18,305	Corcoran	1	-1	-1.0	-1	0	<b>Opponents</b>	<b>40</b>	<b>901</b>	<b>22.5</b>	<b>63</b>	<b>0</b>
12/01	W	33-14	Cincinnati	17,796	<b>Patriots</b>	<b>421</b>	<b>1362</b>	<b>3.2</b>	<b>40t</b>	<b>8</b>						
12/08	L	7-38	at Miami	24,242	<b>Opponents</b>	<b>479</b>	<b>1825</b>	<b>3.8</b>	<b>55t</b>	<b>22</b>						
12/15	L	17-45	at Houston	34,198												
SACKS: Antwine 7.5, Philoott 4.0, Bvrd 3.5, Buonicori 3.0																

\* at Birmingham, Ala.

TEAM STATISTICS	PATS	OPP
<b>TOTAL FIRST DOWNS</b>	<b>181</b>	<b>237</b>
By Rushing	69	86
By Passing	94	123
By Penalty	18	28
<b>TOTAL NET YARDS</b>	<b>3127</b>	<b>4415</b>
Avg. per Game	223.4	315.4
Total Offensive Plays	868	922
Avg. per Play	3.6	4.8
<b>NET YARDS RUSHING</b>	<b>1362</b>	<b>1825</b>
Total Rushing Plays	421	479
Avg. per Rush	3.2	3.8
Avg. per Game	97.3	130.4
<b>NET YARDS PASSING</b>	<b>1765</b>	<b>2590</b>
Avg. per Game	126.1	185.0
Sacked/Yards Lost	38/356	27/236
Gross Yards Passing	2121	2826
Att./Completions	409/160	416/200
Completion Pct.	39.1	48.1
Had Intercepted	33	23
<b>PUNTS/AVERAGE</b>	<b>96/39.9</b>	<b>81/40.5</b>
<b>PENALTIES/YARDS</b>	<b>67/682</b>	<b>70/874</b>
<b>FUMBLES/BALLS LOST</b>	<b>28/20</b>	<b>37/17</b>
<b>TOUCHDOWNS</b>	<b>26</b>	<b>49</b>
Rushing	8	22
Passing	16	20
Returns	2	7

SCORE BY PERIODS	1	2	3	4	OT	TOTAL
Patriots	45	57	65	62	-	229
Opponents	83	111	89	123	-	406

SCORING	TD	Ru	Pa	Rt	PAT	FG	S	TP
Cappelletti	2	0	2	0	26/26	15/27	0	83
Whalen	7	0	7	0	0	0	0	42
Marsh	4	0	4	0	0	0	0	24
Nance	4	4	0	0	0	0	0	24
Gamble	2	1	1	0	0	0	0	12
Thomas	2	2	0	0	0	0	0	12
Garron	1	1	0	0	0	0	0	6
Graham	1	0	1	0	0	0	0	6
Philpott	1	0	0	1	0	0	0	6
Scarpitto	1	0	1	0	0	0	0	6
Witt	1	0	0	1	0	0	0	6
Satcher	0	0	0	0	1	2	0	2
<b>Patriots</b>	<b>26</b>	<b>8</b>	<b>16</b>	<b>2</b>	<b>26/26</b>	<b>15/27</b>	<b>1</b>	<b>229</b>
<b>Opponents</b>	<b>49</b>	<b>22</b>	<b>20</b>	<b>7</b>	<b>49/49</b>	<b>21/31</b>	<b>0</b>	<b>406</b>

2-Pt. Conversions: Patriots 0-0, Opp. 0-0.

RECEIVING	NO	YDS	AVG	LG	TD
Whalen	47	718	15.3	87t	7
Marsh	19	331	17.4	70t	4
Murphy	18	268	14.9	26	0
Graham	16	242	15.1	34	1
Nance	14	51	3.6	13	0
Cappelletti	13	182	14.0	30	2
Gamble	11	55	5.0	16	1
Thomas	10	85	8.5	32	0
Colclough	8	136	17.0	44	0
Scarpitto	2	49	24.5	33t	1
Garron	1	4	4.0	4	0
Canale	1	0	0.0	0	0
<b>Patriots</b>	<b>160</b>	<b>2121</b>	<b>13.3</b>	<b>87t</b>	<b>16</b>
<b>Opponents</b>	<b>200</b>	<b>2826</b>	<b>14.1</b>	<b>90t</b>	<b>20</b>

INTERCEPTIONS	NO	YDS	AVG	LG	TD
Mitchell	7	41	5.9	20	0
Philpott	4	31	7.8	17	0
Buoniconti	3	22	7.3	14	0
Johnson	2	33	16.5	19	0
McMahon	2	27	13.5	27	0
Charles	1	29	29.0	29	0
Cheyunski	1	21	21.0	21	0
Johnson	1	11	11.0	11	0
Witt	1	4	4.0	4t	1
Satcher	1	1	1.0	1	0
<b>Patriots</b>	<b>23</b>	<b>220</b>	<b>9.6</b>	<b>29</b>	<b>1</b>
<b>Opponents</b>	<b>33</b>	<b>510</b>	<b>15.5</b>	<b>94t</b>	<b>3</b>

PUNTING	NO	YDS	AVG	LG	BLK
Swanson	62	2449	39.5	57	2
Scarpitto	34	1382	40.6	87	2
<b>Patriots</b>	<b>96</b>	<b>3831</b>	<b>39.9</b>	<b>87</b>	<b>4</b>
<b>Opponents</b>	<b>81</b>	<b>3280</b>	<b>40.5</b>	<b>65</b>	<b>0</b>

PUNT RETURNS	NO	FC	YDS	AVG	LG	TD
Porter	22	5	135	6.1	24	0
Johnson, B.	10	8	34	3.4	9	0
Leo	2	0	12	6.0	8	0
Graham	2	3	11	5.5	6	0
Johnson, D.	1	3	5	5.0	5	0
<b>Patriots</b>	<b>37</b>	<b>19</b>	<b>197</b>	<b>5.3</b>	<b>24</b>	<b>0</b>
<b>Opponents</b>	<b>59</b>	<b>13</b>	<b>502</b>	<b>8.5</b>	<b>76t</b>	<b>1</b>

**SACKS:** Antwine 7.5, Philpott 4.0, Byrd 3.5, Buoniconti 3.0, Witt 3.0, Hunt 1.5, Cheyunski 1.0, Toner 1.0, Eisenhauer 0.5, Team 2.0.

FIELD GOALS	1-19	20-29	30-39	40-49	50+
Cappelletti	4/4	6/7	4/6	1/8	0/2
<b>Patriots</b>	<b>4/4</b>	<b>6/7</b>	<b>4/6</b>	<b>1/8</b>	<b>0/2</b>
<b>Opponents</b>	<b>7/8</b>	<b>7/8</b>	<b>4/5</b>	<b>3/8</b>	<b>0/2</b>

**Cappelletti:** (106,286,306) (31G) (50N,22G,42N,7G) (24G) (49N) (39G,50N,20G,49N,16G) (1) (25N,45N,35G) (29G,34B,45N,35N) (15G,49N) (27G,42B) (0) (42G).

**OPPNENTS:** (42N,47B) (30G,27G,27G,48G) (27G,43N,24N) (19G,33G) (44G,40B,13B,15G,25G) (16G,11G) (12G,23G) (1) (32G,33G) (40G,50N) (17G,22G) (1) (33N,25G) (54N,42N,16G).

**STARTERS:**  
**OFFENSE:** WR Art Graham (6), Jim Colclough (4), Bill Murphy (4); LT Tom Funchess (12), Don Oakes (2); LG Justin Canale (13), Tom Funchess (1); C Jon Morris (14), RG Lennie Ste. Jean (13), Carl Singer (1); RT Tom Neville (13), D. Oakes (1); TE Jim Whalen (13), Bobby Nichols (1); WR Aaron Marsh (12), Gino Cappelletti (2); QB Mike Taliaferro (8), Tom Sherman (5), Jim Corcoran (1); RB R.C. Gamble (5), Jim Nance (5), Gene Thomas (3), Bill Murphy (1); FB J. Nance (7), R.C. Gamble (3), Larry Garron (2), G. Thomas (2).

**DEFENSE:** LE Dennis Byrd (10), Jim Lee Hunt (4); LT J.L. Hunt (10), D. Byrd (4); RE Larry Eisenhauer (8), Mel Witt (6); RT Houston Antwine (14); LLB Ed Philpott (14); MLB Nick Buoniconti (9), Jim Cheyunski (4), Ray Ilig (1); RLB Doug Satcher (13), Ed Koontz (1); LCB Leroy Mitchell (13), Daryl Johnson (1); RCB D. Johnson (10), John Charles (1), Bill Johnson (1), Art McMahon (1), L. Mitchell (1); SS J. Charles (6), Don Webb (4), B. Johnson (3), A. McMahon (1); FS D. Webb (5), J. Charles (4), A. McMahon (3), B. Johnson (1), D. Johnson (1).

**1968 Coaching Staff:** Claude Gibson, Defensive Backfield, Jesse Richardson, Defensive Line, Art Spinney, Offensive Line, Tom Yewic Offensive Backfield.

**AFL All-Stars (5):** DT Houston Antwine (6), WR/K Gino Cappelletti (5), CB Leroy Mitchell (1), C. Jon Morris (5), T Tom Neville (2).

PASSING	ATT	CMP	YARDS	CMP%	YDS/ATT	TD	TD%	INT	INT%	LG	SK/YDS	RATING
Sherman	226	90	1199	39.8	5.31	12	5.3	16	7.1	87t	19/190	45.6
Taliaferro	176	67	889	38.1	5.05	4	2.3	15	8.5	70t	18/156	26.9
Corcoran	7	3	33	42.9	4.71	0	0.0	2	28.6	14	1/10	17.9
<b>Patriots</b>	<b>409</b>	<b>160</b>	<b>2121</b>	<b>39.1</b>	<b>5.19</b>	<b>16</b>	<b>3.9</b>	<b>33</b>	<b>8.1</b>	<b>87t</b>	<b>38/356</b>	<b>35.7</b>
<b>Opponents</b>	<b>416</b>	<b>200</b>	<b>2826</b>	<b>48.1</b>	<b>6.79</b>	<b>20</b>	<b>4.8</b>	<b>23</b>	<b>5.5</b>	<b>90t</b>	<b>27/236</b>	<b>63.4</b>

# 1969 FINAL STATISTICS (4-10)

**HEAD COACH: CLIVE RUSH • TIED THIRD IN AFL EAST • HOME STADIUM: ALUMNI STADIUM (BOSTON COLLEGE)**

Date	W/L	Score	Opp.	Att.
9/14	L	7-35	at Denver	43,679
9/21	L	0-31	Kansas City	22,002
9/28	L	23-38	Oakland	19,069
10/05	L	14-23	N.Y. Jets	25,584
10/11	L	16-23	at Buffalo	46,201
10/19	L	10-13	San Diego	18,346
10/26	L	17-23	at N.Y. Jets	62,298
11/02	W	24-0	Houston	19,006
11/09	L	16-17	Miami	19,821
11/16	W	25-14	at Cincinnati	27,927
11/23	W	35-21	Buffalo	25,584
11/30	W	38-23	at Miami*	32,121
12/07	L	18-28	at San Diego	33,146
12/14	L	23-27	at Houston	39,215

\*Tampa, Fla.

TEAM STATISTICS	PATS	OPP
<b>TOTAL FIRST DOWNS</b>	<b>166</b>	<b>278</b>
By Rushing	64	142
By Passing	87	115
By Penalty	15	21
<b>TOTAL NET YARDS</b>	<b>3419</b>	<b>4810</b>
Avg. per Game	244.2	343.6
Total Offensive Plays	729	898
Avg. per Play	4.7	5.4
<b>NET YARDS RUSHING</b>	<b>1489</b>	<b>2359</b>
Total Rushing Plays	367	528
Avg. per Rush	4.1	4.5
Avg. per Game	106.4	168.5
<b>NET YARDS PASSING</b>	<b>1930</b>	<b>2451</b>
Avg. per Game	138.6	175.1
Sacked/Yards Lost	24/261	22/159
Gross Yards Passing	2191	2619
Att./Completions	338/162	348/203
Completion Pct.	47.9	58.3
Had Intercepted	18	20
<b>PUNTS/AVERAGE</b>	<b>70/41.5</b>	<b>55/38.6</b>
<b>PENALTIES/YARDS</b>	<b>77/837</b>	<b>69/810</b>
<b>FUMBLES/BALLS LOST</b>	<b>15/10</b>	<b>33/14</b>
<b>TOUCHDOWNS</b>	<b>32</b>	<b>38</b>
Rushing	11	18
Passing	19	18
Returns	2	2

SCORE BY PERIODS	1	2	3	4	OT TOTAL
Patriots	88	63	24	91	- 266
Opponents	78	82	92	64	- 316

SCORING	TD	Ru	Pa	Rt	PAT	FG	S	TP
Cappelletti	0	0	0	0	26/27	14/34	0	68
Frazier	7	0	7	0	0	0	0	42
Garrett	7	5	2	0	0	0	0	42
Nance	6	6	0	0	0	0	0	36
Sellers	6	0	6	0	0	0	0	36
Rademacher	3	0	3	0	0	0	0	18
Johnson	1	0	0	1	0	0	0	8
Charles	1	0	0	1	0	0	0	6
Whalen	1	0	1	0	0	0	0	6
Jones	0	0	0	0	0	0	0	2
Hammond	0	0	0	0	0	0	0	2
<b>Patriots</b>	<b>32</b>	<b>11</b>	<b>19</b>	<b>2</b>	<b>26/27</b>	<b>14/34</b>	<b>2</b>	<b>266</b>
<b>Opponents</b>	<b>38</b>	<b>18</b>	<b>18</b>	<b>2</b>	<b>37/38</b>	<b>17/28</b>	<b>0</b>	<b>316</b>

2-Pt. Conversions: Hammond 1-1, Janik 0-1, Taliaferro

0-1, Patriots 1-3, Opp. 0-0.

RUSHING	NO	YDS	AVG	LG	TD
Nance	193	750	3.9	43	6
Garrett	137	691	5.0	80t	5
Gamble	16	35	2.2	9	0
Blanks	7	30	4.3	12	0
Frazier	2	-1	-0.5	9	0
Taliaferro	12	-16	-1.3	2	0
<b>Patriots</b>	<b>367</b>	<b>1489</b>	<b>4.1</b>	<b>80t</b>	<b>11</b>
<b>Opponents</b>	<b>528</b>	<b>2359</b>	<b>4.5</b>	<b>72</b>	<b>18</b>

RECEIVING	NO	YDS	AVG	LG	TD
Garrett	29	267	9.2	34	2
Nance	29	168	5.8	27	0
Sellers	27	705	26.1	77	6
Frazier	19	306	16.1	50t	7
Rademacher	17	217	12.8	40	3
Whalen	16	235	14.7	47	1
Marsh	8	108	13.5	21	0
Gamble	7	74	10.6	20	0
Brown	6	69	11.5	15	0
Blanks	2	16	8.0	13	0
Cappelletti	1	21	21.0	21	0
Richardson	1	5	5.0	5	0
<b>Patriots</b>	<b>162</b>	<b>2191</b>	<b>13.5</b>	<b>77</b>	<b>19</b>
<b>Opponents</b>	<b>203</b>	<b>2610</b>	<b>12.9</b>	<b>76t</b>	<b>18</b>

INTERCEPTIONS	NO	YDS	AVG	LG	TD
Carwell	4	114	28.5	38	0
Charles	4	46	11.5	25t	1
Philpott	4	37	9.2	16	0
Webb	2	32	16.0	32	0
Johnson	2	23	11.5	23	0
Cheyunski	1	37	37.0	37	0
Bramlett	1	26	26.0	26	0
Janik	1	8	8.0	8	0
Schottenheimer	1	3	3.0	3	0
<b>Patriots</b>	<b>20</b>	<b>326</b>	<b>16.3</b>	<b>38</b>	<b>1</b>
<b>Opponents</b>	<b>18</b>	<b>225</b>	<b>12.5</b>	<b>37</b>	<b>1</b>

PUNTING	NO	YDS	AVG	LG	BLK
Janik	70	2903	41.5	56	0
<b>Patriots</b>	<b>70</b>	<b>2903</b>	<b>41.5</b>	<b>56</b>	<b>0</b>
<b>Opponents</b>	<b>55</b>	<b>2123</b>	<b>38.6</b>	<b>56</b>	<b>0</b>

PUNT RETURNS	NO	FC	YDS	AVG	LG	TD
Garrett	12	0	159	13.3	45	0
Carwell	5	0	43	8.6	13	0
Blanks	5	2	10	2.0	12	0
Janik	1	0	0	0.0	0	0
Gamble	0	1	0	0.0	0	0
Gladieux	0	3	0	0.0	0	0
<b>Patriots</b>	<b>23</b>	<b>6</b>	<b>212</b>	<b>9.2</b>	<b>45</b>	<b>0</b>
<b>Opponents</b>	<b>19</b>	<b>21</b>	<b>114</b>	<b>6.0</b>	<b>64</b>	<b>0</b>

KICK RETURNS	NO	YDS	AVG	LG	TD
Garrett	28	792	28.3	63	0
Marsh	6	136	22.7	41	0
Blanks	6	131	21.8	25	0
Scott	6	43	7.2	14	0
Gladieux	4	61	15.3	20	0
Carwell	1	28	28.0	28	0
Gamble	1	23	23.0	23	0
Berger	1	20	20.0	20	0
Schottenheimer	1	13	13.0	13	0
<b>Patriots</b>	<b>54</b>	<b>1247</b>	<b>23.1</b>	<b>63</b>	<b>0</b>
<b>Opponents</b>	<b>56</b>	<b>1068</b>	<b>19.1</b>	<b>47</b>	<b>0</b>

**SACKS:** Antwine 5.0, Hunt 3.5, Eisenhower 3.0, Berger 2.0, Cheyunski 1.5, Carwell 1.0, Henke 1.0, Jacobs 1.0, Philpott 1.0, Witt 1.0, Team 2.0.

FIELD GOALS	1-19	20-29	30-39	40-49	50+
Cappelletti	6/7	1/4	6/12	1/9	0/2
<b>Patriots</b>	<b>6/7</b>	<b>1/4</b>	<b>6/12</b>	<b>1/9</b>	<b>0/2</b>
<b>Opponents</b>	<b>8/8</b>	<b>7/9</b>	<b>2/8</b>	<b>0/2</b>	<b>0/1</b>

**Cappelletti:** (23N) (47N) (50N,16G) (47N,32G,29N) (46N,18N,32G) (39G,49N) (30N,30G,41N) (22N,50N,17G) (11G,36G,43N,45N,43G,38N,33N) (49N,30N) (37N, 13G) (34N,34G) (10G,19G,27G).

**OPPONENTS:** (35N) (16G) (25G,27N) (34N,16G,24G,13G) (24G,22G,22G) (12G,28G,28N) (38G,37N,32G,13G) (35N) (17G,41N,31N) (55N) (22G) (30N,48N,13G,19G).

## STARTERS:

**OFFENSE:** WR Charley Frazier (11), Bill Rademacher (3); LT Tom Funchess (14); LG Mike Montler (11), Charlie Long (3); C Jon Morris (14); RG Lennie St. Jean; RT Tom Neville (14); TE Jim Whalen (11), Barry Brown (2), C. Frazier (1); WR Ron Sellers (9), Aaron Marsh (4), B. Rademacher (1); QB Mike Taliaferro (14); RB Carl Garrett (5), Jim Nance (5), R.C. Gamble (4); FB J. Nance (9), C. Garrett (1), R.C. Gamble (1).

**DEFENSE:** LE Karl Henke (7), Ray Jacobs (5), John Cagle (1), Mel Witt (1); LT Jim Lee Hunt (14); RE Larry Eisenhower (13), Ron Berger (1); RE Houston Antwine (14); LLB Ed Philpott (14); MLB Jim Cheyunski (14); John Bramlett (12), Marty Schottenheimer (1), J.R. William (1); LCB Larry Carwell (13), John Outlaw (1); RCB Daryl Johnson (14); SS John Charles (11), Don Webb (2), Tom Janik (1), FS D. Webb (12), J. Charles (2).

**1969 Coaching Staff:** Bruce Beatty, Offensive Line, Bill Elias, Defensive Backfield, John Mazur, Offensive Backfield, John Meyer, Linebackers, Jesse Richardson, Defensive Line, Jerry Stoltz, Receivers.

**AFL All-Stars (5):** RB Carl Garrett (1), DT Jim Lee Hunt (4), C Jon Morris (6), WR Ron Sellers (1), QB Mike Taliaferro (1), S Don Webb (1).

PASSING	ATT	CMP	YARDS	CMP%	YDS/ATT	TD	TD%	INT	INT%	LG	SK/YDS	RATING
Taliaferro	331	160	2160	48.3	6.53	19	5.7	18	5.4	77	24/261	66.0
Hammond	6	2	31	33.3	5.17	0	0.0	0	0.0	18	0/0	51.4
Garrett	1	0	0	0.0	0.0	0	0.0	0	0.0	0	0/0	39.6
<b>Patriots</b>	<b>338</b>	<b>162</b>	<b>2191</b>	<b>47.9</b>	<b>6.48</b>	<b>19</b>	<b>5.6</b>	<b>18</b>	<b>5.3</b>	<b>77</b>	<b>24/261</b>	<b>65.6</b>
<b>Opponents</b>	<b>348</b>	<b>203</b>	<b>2610</b>	<b>58.3</b>	<b>7.50</b>	<b>18</b>	<b>5.2</b>	<b>20</b>	<b>5.7</b>	<b>76t</b>	<b>22/159</b>	<b>75.2</b>

# 1970 FINAL STATISTICS (2-12)

HEAD COACH: CLIVE RUSH (1-6), JOHN MAZUR (1-6) • FIFTH IN AFC EAST • HOME STADIUM: HARVARD STADIUM

Date	W/L	Score	Opp.	Att.	RUSHING	NO	YDS	AVG	LG	TD	KICK RETURNS	NO	YDS	AVG	LG	TD
9/20	W	27-14	Miami	32,607	Nance	145	522	3.6	21	7	Lawson	25	546	21.8	52	0
9/27	L	21-31	N.Y. Jets	36,040	Garrett	88	272	3.1	26	4	Garrett	24	511	21.3	30	0
10/04	L	6-14	Baltimore	38,235	Lawson	56	99	1.8	15	0	Blanks	7	152	21.7	29	0
10/11	L	10-23	at Kansas City	50,698	Kapp	20	71	3.6	14	0	Carwell	1	30	30.0	30	0
10/18	L	0-16	N.Y. Giants	39,091	Blanks	13	44	3.4	12	0	Whittingham	1	24	24.0	24	0
10/25	L	3-27	at Baltimore	60,240	Ray	5	13	2.6	4	0	Schottenheimer	1	8	8.0	8	0
11/01	L	10-45	Buffalo	31,148	Taliaferro	3	11	3.7	6	0	Beer	1	4	4.0	4	0
11/08	L	0-31	at St. Louis	46,466	Gladieux	4	8	2.0	8	0	Beverly	1	0	0.0	0	0
11/15	L	14-16	San Diego	30,597	Patriots	334	1040	3.1	26	11	Brown	1	0	0.0	0	0
11/22	L	3-17	at N.Y. Jets	61,822	Opponents	503	2074	4.1	56t	20	Patriots	62	1275	20.6	56	0
11/29	W	14-10	at Buffalo	31,427	RECEIVING	NO	YDS	AVG	LG	TD	Opponents	41	841	20.5	96t	2
12/06	L	20-37	at Miami	51,032	Sellers	38	550	14.5	48	4	FIELD GOALS	1-19	20-29	30-39	40-49	50+
12/13	L	14-35	Minnesota	37,819	Turner	28	428	15.3	43	2	Cappelletti	2/3	3/4	0/2	1/5	0/1
12/20	L	7-45	at Cincinnati	60,157	Garrett	26	216	8.3	29	0	Gogolak	1/1	0/0	1/2	0/3	0/1

TEAM STATISTICS	PATS	OPP
TOTAL FIRST DOWNS	184	242
By Rushing	63	115
By Passing	98	105
By Penalty	23	22
TOTAL NET YARDS	2626	4261
Avg. per Game	187.6	304.4
Total Offensive Plays	768	865
Avg. per Play	3.4	4.9
NET YARDS RUSHING	1040	2074
Total Rushing Plays	334	503
Avg. per Rush	3.1	4.1
Avg. per Game	74.3	148.1
NET YARDS PASSING	1586	2187
Avg. per Game	113.3	156.2
Sacks/Yards Lost	42/389	28/243
Gross Yards Passing	1975	2430
Att./Completions	392/176	334/177
Completion Pct.	44.9	53.0
Had Intercepted	28	8
PUNTS/AVERAGE	86/39.1	63/43.8
PENALTIES/YARDS	88/849	101/1096
FUMBLES/BALLS LOST	18/13	33/17
TOUCHDOWNS	18	44
Rushing	11	20
Passing	7	19
Returns	0	5

INTERCEPTIONS	NO	YDS	AVG	LG	TD
Johnson	2	51	25.5	42	0
McMahon	1	72	72.0	72	0
Philpott	1	23	23.0	23	0
Scott	1	18	18.0	18	0
Bramlett	1	16	16.0	16	0
Webb	1	2	2.0	2	0
Williamson	1	2	2.0	2	0
Patriots	8	184	23.0	72	0
Opponents	28	302	10.8	59t	2

PUNTING	NO	YDS	AVG	LG	BLK
Janik	86	3364	39.1	57	1
Patriots	86	3364	39.1	57	1
Opponents	63	2758	43.8	67	0

PUNT RETURNS	NO	FC	YDS	AVG	LG	TD
Garrett	17	0	168	9.9	62	0
Blanks	9	4	83	9.2	22	0
Carwell	3	0	48	16.0	45	0
Johnson	2	3	6	3.0	6	0
Lawson	1	1	0	0.0	0	0
Gladieux	0	1	0	0.0	0	0
Patriots	32	9	305	9.5	62	0
Opponents	42	16	303	7.2	54	0

SACKS	Berger	9.0	Antwine	6.0	Lassiter	3.5	Hunt	2.5	Bramlett	2.0	Cheymski	1.5	Johnson	1.0	Philpott	0.5	Team	2.0	Patriots	28.0	Opponent	42.0
AFL All-Star (1):	C Jon Morris	(7).																				

SCORING BY PERIODS	1	2	3	4	OT	TOTAL
Patriots	13	50	41	45	0	149
Opponents	92	131	55	83	0	361

SCORING	TD	Ru	Pa	Rt	PAT	FG	S	TP
Nance	7	7	0	0			0	42
Cappelletti	0	0	0	0	12/13	6/15	0	30
Garrett	4	4	0	0			0	24
Sellers	4	0	4	0			0	24
Turner	2	0	2	0			0	12
Gogolak	0	0	0	0	5/5	2/7	0	11
Knief	1	0	1	0			0	6
Patriots	18	11	7	0	17/18	8/22	0	149
Opponents	44	20	19	5	44/44	17/28	1	361

PASSING	ATT	CMP	YARDS	CMP%	YDS/ATT	TD	TD%	INT	INT%	LG	SK/YDS	RATING
Kapp	219	98	1104	44.7	5.04	3	1.4	17	7.8	48	27/231	32.6
Taliaferro	173	78	871	45.1	5.03	4	2.3	11	6.4	45	15/158	41.8
Patriots	392	176	1975	44.9	5.04	7	1.8	28	7.1	48	42/389	36.7
Opponents	334	177	2430	53.0	7.28	19	5.7	8	2.4	60t	28/243	85.5

**1970 Coaching Staff:** Bruce Beatty, Offensive Line, Bill Elias, Defensive Backfield, John Mazur, Offensive Backfield, John Meyer, Linebackers, Jerry Richardson, Defensive Line, Jerry Stoltz, Receivers.

# 1971 FINAL STATISTICS (6-8)

HEAD COACH: JOHN MAZUR • TIED THIRD IN AFC EAST • HOME STADIUM: SCHAEFER STADIUM

Date	W/L	Score	Opp.	Att.	RUSHING	NO	YDS	AVG	LG	TD	KICK RETURNS	NO	YDS	AVG	LG	TD
9/9	W	20-6	Oakland	55,405	Garrett	181	784	4.3	38	1	Garrett	24	538	22.4	37	0
9/26	L	7-34	Detroit	61,054	Nance	129	463	3.6	50t	5	Gardin	14	321	22.9	34	0
10/3	L	3-23	Baltimore	61,232	Plunkett	45	210	4.7	16	0	Bryant	10	252	25.2	45	0
10/10	W	20-0	N.Y. Jets	61,357	Gladieux	37	175	4.7	31	0	Gladieux	6	85	14.2	20	0
10/17	L	3-41	at Miami	58,822	Maitland	13	25	1.9	6	1	Lawson	2	47	23.5	25	0
10/24	L	21-44	at Dallas	65,708	Lawson	8	8	1.0	6	0	Rucker	2	45	22.5	21	0
10/31	L	10-27	at San Francisco	45,092	Bryant	4	1	0.3	1	0	Maitland	2	40	20.0	21	0
11/07	W	28-20	Houston	53,155	Crabtree	2	11	5.5	18	0	Mallory	1	19	19.0	19	0
11/14	W	38-33	Buffalo	57,446	Neville	0	-8	-	-8	0	Hagen	1	7	7.0	7	0
11/21	L	7-27	at Cleveland	65,238	Patriots	419	1669	4.0	50t	7	Janik	1	0	0.0	0	0
11/28	L	20-27	at Buffalo	27,166	Opponents	481	1918	4.0	56t	14	Webb	1	0	0.0	0	0
12/05	W	34-13	Miami	61,457							Patriots	64	1354	21.2	45	0
12/12	L	6-13	at N.Y. Jets	63,175							Opponents	49	1427	29.1	94t	1
12/19	W	21-17	at Baltimore	57,942												

TEAM STATISTICS	PATS	OPP
<b>TOTAL FIRST DOWNS</b>	<b>190</b>	<b>237</b>
By Rushing	85	106
By Passing	94	111
By Penalty	11	20
Third Down: Made/Att.	72/198	81/208
Third Down: Eff.	36.3	38.9
<b>TOTAL NET YARDS</b>	<b>3556</b>	<b>4072</b>
Avg. per Game	254.0	290.9
Total Offensive Plays	786	856
Avg. per Play	4.5	4.8
<b>NET YARDS RUSHING</b>	<b>1669</b>	<b>1918</b>
Total Rushing Plays	419	481
Avg. per Rush	4.0	4.0
Avg. per Game	119.2	137.0
<b>NET YARDS PASSING</b>	<b>1887</b>	<b>2154</b>
Avg. per Game	134.8	153.9
Sacked/Yards Lost	36/319	25/249
Gross Yards Passing	2206	2403
Att./Completions	330/159	350/170
Completion Pct.	48.2	48.6
Had Intercepted	16	15
<b>PUNTS/AVERAGE</b>	<b>87/37.3</b>	<b>66/38.8</b>
<b>PENALTIES/YARDS</b>	<b>67/657</b>	<b>60/559</b>
<b>FUMBLES/BALLS LOST</b>	<b>26/16</b>	<b>35/14</b>
<b>TOUCHDOWNS</b>	<b>29</b>	<b>35</b>
Rushing	7	14
Passing	19	16
Returns	3	5

SCORE BY PERIODS	1	2	3	4	OT	TOTAL
Patriots	41	64	69	64	0	238
Opponents	82	105	54	84	0	325

SCORING	TD	Ru	Pa	Rt	PAT	FG	S	TP
Gogolak	0	0	0	0	28/28	12/21	0	64
Vataha	9	0	0	0	0	0	0	54
Nance	5	5	0	0	0	0	0	30
Beer	3	0	0	0	0	0	0	18
Sellers	3	0	3	0	0	0	0	18
Moss	2	0	1	1	0	0	0	12
Garrett	2	1	1	0	0	0	0	12
Bryant	1	0	1	0	0	0	0	6
Maitland	1	1	0	0	0	0	0	6
Carwell	1	0	0	1	0	0	0	6
Crabtree	1	0	1	0	0	0	0	6
Outlaw	1	0	0	1	0	0	0	6
Team	0	0	0	0	0/1	0	0	0
Patriots	29	7	19	3	28/29	12/21	0	238
Opponents	35	14	16	5	34/35	27/36	0	325

PASSING	ATT	CMP	YARDS	CMP%	YDS/ATT	TD	TD%	INT	INT%	LG	SK/YDS	RATING
Plunkett	328	158	2158	48.2	6.58	19	5.8	16	4.9	88t	36/319	68.6
Gladieux	2	1	48	50.0	24.0	0	0.0	0	0.0	48	0/0	95.8
Patriots	330	159	2206	48.2	6.68	19	5.8	16	4.8	88t	36/319	69.1
Opponents	350	170	2403	48.6	6.87	16	4.6	15	4.3	74t	25/249	68.5

RECEIVING	NO	YDS	AVG	LG	TD
Vataha	51	872	17.1	88t	9
Garrett	22	265	12.0	80t	1
Nance	18	95	5.3	12	0
Sellers	14	222	15.9	49	3
Bryant	14	212	15.1	48	1
Beer	12	191	15.9	31t	3
Moss	9	124	13.8	20t	1
Crabtree	9	120	13.3	31t	1
Gladieux	6	60	10.0	25	0
Rucker	2	24	12.0	19	0
Sykes	1	15	15.0	15	0
Maitland	1	6	6.0	6	0
Patriots	159	2206	13.9	88t	19
Opponents	170	2403	14.1	74t	16

INTERCEPTIONS	NO	YDS	AVG	LG	TD
Carwell	5	72	14.4	53t	1
Kiner	4	25	6.3	14	0
Outlaw	3	89	29.7	60t	1
Beverly	2	19	9.5	19	0
Cheyunski	1	24	24.0	24	0
Patriots	15	229	15.3	60t	2
Opponents	16	157	9.8	25t	1

PUNTING	NO	YDS	AVG	LG	BLK
Janik	87	3249	37.3	58	0
Patriots	87	3249	37.3	58	0
Opponents	66	2564	38.8	64	1

PUNT RETURNS	NO	FC	YDS	AVG	LG	TD
Bryant	10	1	24	2.4	16	0
Garrett	8	2	124	15.5	50	0
Harris	5	1	19	3.8	9	0
Gladieux	4	8	0	0.0	0	0
Gardin	4	5	14	3.5	5	0
Patriots	31	17	181	5.8	50	0
Opponents	36	31	279	7.8	68t	1

## RESULTS

**DEFENSE:** LE Ike Lassiter (12), Art May (2); LT Dave Rowe (9), Ron Berger (5); RE Dennis Wirgowski (8), A. May (5), R. Berger (1); RT Julius Adams (11), Houston Antwine (3); LLB Ed Weisacosky (10), Ed Phillpott (4); MLB Jim Cheyunski (14); RLB Steve Kiner (14); LCB Larry Carwell (11), Randy Beverly (2), Perry Pruett (1); RCB John Outlaw (13), Rickie Harris (1); SS R. Harris (6), Clarence Scott (4), Don Webb (4); FS D. Webb (8), R. Harris (3), Tom Janik (2), J. Outlaw (1).

**1971 Coaching Staff:** Bruce Beatty, Offensive Line, Dick Evans, Defensive Line, Tom Fletcher, Defensive Backfield, John Meyer, Linebackers, Sam Rutigliano, Off. Backs/Receivers, Jerry Stoltz, Receivers.

Pro Bowl (0)



# 1972 FINAL STATISTICS (3-11)

**HEAD COACH: JOHN MAZUR (2-7), PHIL BENGTSON (1-4) • FIFTH IN AFC EAST • HOME STADIUM: SCHAEFER STADIUM**

Date	W/L	Score	Opp.	Att.
9/17	L	7-31	Cincinnati	60,999
9/24	W	21-20	Atlanta	60,999
10/01	W	24-23	Washington	60,999
10/08	L	14-38	at Buffalo	41,749
10/15	L	13-41	N.Y. Jets	60,999
10/22	L	3-33	at Pittsburgh	46,081
10/29	L	10-34	at N.Y. Jets	62,867
11/06	L	17-24	Baltimore	60,999
11/12	L	0-52	Miami	80,010
11/19	L	24-27	Buffalo	60,999
11/26	L	0-31	at Baltimore	54,907
12/03	L	21-37	Miami	60,999
12/10	W	17-10	at New Orleans	64,889
12/17	L	21-45	at Denver	51,656

TEAM STATISTICS		PATS	OPP
<b>TOTAL FIRST DOWNS</b>		<b>236</b>	<b>288</b>
By Rushing	89	143	
By Passing	126	124	
By Penalty	24	21	
Third Down: Mid/Att.	66/188	96/192	
Third Down: Eff.	35.1	50.0	
<b>TOTAL NET YARDS</b>		<b>3647</b>	<b>5248</b>
Avg. per Game	260.5	374.9	
Total Offensive Plays	840	888	
Avg. per Play	4.3	5.9	
<b>NET YARDS RUSHING</b>		<b>1532</b>	<b>2717</b>
Total Rushing Plays	386	548	
Avg. per Rush	4.0	5.0	
Avg. per Game	109.4	194.1	
<b>NET YARDS PASSING</b>		<b>2127</b>	<b>2522</b>
Avg. per Game	151.9	180.1	
Sacked/Yards Lost	44/452	15/101	
Gross Yards Passing	2579	2623	
Att./Completions	412/198	325/174	
Completion Pct.	48.1	53.5	
Had Intercepted	28	10	
<b>PUNTS/AVERAGE</b>		<b>75/38.1</b>	<b>48/40.4</b>
<b>PENALTIES/YARDS</b>		<b>66/761</b>	<b>88/862</b>
<b>FUMBLES/BALLS LOST</b>		<b>26/10</b>	<b>22/12</b>
<b>TOUCHDOWNS</b>		<b>24</b>	<b>54</b>
Rushing	13	27	
Passing	10	24	
Returns	1	3	

SCORE BY PERIODS		1	2	3	4	OT	TOTAL
Patriots	20	55	44	73	0	0	192
Opponents	66	165	117	98	0	0	446

SCORING	TD	Ru	Pa	Rt	PAT	FG	S	TP
Garrett	5	5	0	0			0	30
Gogolak	0	0	0	0	9/9	6/8	0	27
Ashton	4	3	1	0			0	24
Walker	0	0	0	0	15/15	2/8	0	21
Dowling	3	3	0	0			0	18
Rucker	3	0	3	0			0	18
T. Reynolds	2	0	2	0			0	12
Tarver	2	1	1	0			0	12
Vataha	2	0	2	0			0	12
Carwell	1	0	0	1			0	6
Plunkett	1	1	0	0			0	6
Windsor	1	0	1	0			0	6
Patriots	24	13	10	1	24/24	8/16	0	192
Opponents	54	27	24	3	54/54	22/36	1	446

RUSHING	NO	YDS	AVG	LG	TD
Ashton	128	546	4.3	35	3
Garrett	131	488	3.7	41	5
Plunkett	36	230	6.4	21	1
Tarver	42	132	3.1	18	1
Gladieux	24	56	2.3	11	0
Maitland	13	33	2.5	6	0
Dowling	7	35	5.0	11	3
Rucker	3	5	1.7	8	0
Studstill	1	11	11.0	11	0
Windsor	1	-4	-4.0	-4	0
Patriots	386	1532	4.0	41	13
Opponents	548	2717	5.0	47	27

RECEIVING	NO	YDS	AVG	LG	TD
Rucker	44	681	15.5	62	3
Windsor	33	383	11.6	24	1
Garrett	30	410	13.7	43	0
Vataha	25	369	14.8	44	2
Ashton	22	207	9.4	24	1
Gladieux	19	192	10.1	31	0
Tarver	11	112	10.2	22	1
T. Reynolds	8	152	19.0	36	2
Maitland	4	33	8.3	9	0
Beer	2	40	20.0	21	0
Patriots	198	2579	13.0	62	10
Opponents	174	2623	15.1	62	24

INTERCEPTIONS	NO	YDS	AVG	LG	TD
Jackson	4	133	33.3	55	0
Harris	3	45	15.0	32	0
Hoey	1	25	25.0	25	0
Blanchard	1	20	20.0	20	0
Carwell	1	0	0.0	0	0
Patriots	10	223	22.3	55	0
Opponents	28	490	17.5	61	2

PUNTING	NO	YDS	AVG	LG	BLK
Studstill	75	2859	38.1	57	1
Patriots	75	2859	38.1	57	1
Opponents	48	1937	40.4	60	0

PUNT RETURNS	NO	FC	YDS	AVG	LG	TD
Garrett	6	0	36	6.0	27	0
Carwell	5	1	2	0.4	4	0
Harris	4	3	5	1.3	5	0
Gladieux	2	4	-6	-3.0	-6	0
Patriots	17	8	37	2.2	27	0
Opponents	34	24	366	10.8	59	1

KICK RETURNS	NO	YDS	AVG	LG	TD
Garrett	16	410	25.6	49	0
Ashton	15	309	20.6	31	0
Hoey	9	210	23.3	30	0
Rucker	8	227	28.4	43	0
Matthews	3	74	24.7	29	0
Maitland	3	48	16.0	19	0
Beer	1	15	15.0	15	0
Patriots	55	1293	23.5	49	0
Opponents	32	784	24.5	73	0

**SACKS:** Adams 4.0, Rowe 2.5, Harris 2.0, Wirgowski 2.0, Hagen 1.0, Weisacosky 1.0, White 1.0, Cash 1.0, Team 0.5. Patriots 15.0, Opponents 44.0.

## FIELD GOALS

	1-19	20-29	30-39	40-49	50+
Walker	0/0	0/0	2/4	0/3	0/1
Gogolak	1/1	2/3	2/2	1/1	0/1
Patriots	1/1	2/3	4/6	1/4	0/2
Opponents	6/8	3/4	10/13	3/8	0/3

**Gogolak:** 0 0 (236,42N) 0 (366,256,50B) (16G) (20G) (36G) 0 0 0 0 0.

**Walker:** 0 0 0 0 0 0 0 (48B) (39N,36G) (48B) (40N,51N) (30N,36G) 0.

**OPPONENTS:** (38G,51B) (38G,216,32B,10N) (27N,50N) (11G) (37G,37G) (19G, 22G, 35G,33G,32N) (21G,39N,31G) (9G,52N,18N) (16G,49N,48B) (44G,45G) (40G,45N) (36G,10G,18G) (40N,30G,45N) (35G).

## STARTERS:

**OFFENSE:** WR Randy Vataha (14); LT Bob Reynolds (10), Mike Montler (4); LG M. Montler (10), Bill Lenkaitis (3), Sam Adams (1); C Jon Morris (13), B. Lenkaitis (1); RG Lennie St. Jean (14); RT Tommy Neville (14); TE Bob Windsor (14); WR Reggie Rucker (14); QB Jim Plunkett (14); RB Carl Garrett (5), Josh Ashton (4), Bob Gladieux (3), John Tarver (2); FB J. Ashton (8), B. Gladieux (3), C. Garrett (2), John Tarver (1).

**DEFENSE:** LE Julius Adams (6), Jim White (6), Ron Berger (2); LT Dave Rowe (9), J. Adams (5); RE Dennis Wirgowski (13), R. Berger (1); RT Rick Cash (13), D. Wirgowski (1); LLB Ed Weisacosky (13), Dick Blanchard (1); MLB Jim Cheyunski (11), Ralph Cindrich (3); RLB Ron Ackis (13), Roin Kadziel (1); LCB Larry Carwell (14); RCB John Outlaw (5), Ron Bolton (4), George Hoey (3), Honor Jackson (2); SS H. Jackson (6), Clarence Scott (6), Rickie Harris (1), G. Hoey (1); FS R. Harris (10), G. Hoey (2), H. Jackson (2).

**1972 Coaching Staff:** Bruce Beatty, Offensive Line, Dick Evans, Defensive Line, Tom Fletcher, Defensive Backfield, John Meyer, Linebackers, Burnie Miller, Special Teams, Sam Rutigliano, Off. Backs/Receivers, Jerry Stoltz, Receivers.

## Pro Bowl (0)

PASSING	ATT	CMP	YARDS	CMP%	YDS/ATT	TD	TD%	INT	INT%	LG	SK/YDS	RATING
Plunkett	355	169	2196	47.6	6.19	8	2.3	25	7.0	62	39/385	45.7
Dowling	54	29	383	53.7	7.09	2	3.7	1	1.9	42	4/63	81.0
Garrett	1	0	0	0.0	0.0	0	0.0	1	100.0	0	1/4	0.0
Gladieux	1	0	0	0.0	0.0	0	0.0	1	100.0	0	0/0	0.0
Studstill	1	0	0	0.0	0.0	0	0.0	0	0.0	0	0/0	39.6
Patriots	412	198	2579	48.1	6.26	10	2.4	28	6.8	62	44/452	48.0
Opponents	326	175	2634	53.7	8.08	23	7.1	10	3.1	62	15/101	91.2

# 1973 FINAL STATISTICS (5-9)

HEAD COACH: CHUCK FAIRBANKS • THIRD IN AFC EAST • HOME STADIUM: SCHAEFER STADIUM

Date	W/L	Score	Opp.	Att.	RUSHING	NO	YDS	AVG	LG	TD	KICK RETURNS	NO	YDS	AVG	LG	TD
9/16	L	13-31	Buffalo	56,114	Cunningham	155	516	3.3	25	4	Herron	41	1092	26.6	92t	1
9/23	L	7-10	Kansas City	57,918	Tarver	72	321	4.5	28	4	Stingley	6	143	23.8	29	0
9/30	L	23-44	at Miami	80,047	Ashton	93	305	3.3	34	0	Rucker	5	103	20.6	43	0
10/07	W	24-16	Baltimore	57,044	Plunkett	44	209	4.8	20	5	McCall	2	17	8.5	17	0
10/14	L	7-9	N.Y. Jets	58,659	Herron	61	200	3.3	17	2	Tarver	1	17	17.0	17	0
10/21	W	13-10	at Chicago	55,701	Stingley	6	64	10.7	19	0	Windsor	1	0	0.0	0	0
10/28	L	14-30	Miami	61,279	McCall	10	15	1.5	14	0	Hannah	1	0	0.0	0	0
11/04	L	23-24	at Philadelphia	65,070	B. Adams	2	7	3.5	4	0	Patriots	57	1372	24.1	92t	1
11/11	L	13-33	at N.Y. Jets	60,737	Gipson	5	-1	-0.2	4	0	Opponents	40	963	24.1	90t	1
11/18	W	33-24	Green Bay	61,279	Rucker	2	-1	-0.5	0	0						
11/25	W	32-0	at Houston	27,344	Welch	1	-2	-2.0	-2	0						
12/02	W	30-14	San Diego	58,150	Windsor	1	-6	-6.0	-6	0						
12/09	L	13-37	at Buffalo	75,841	Vataha	2	-15	-7.5	-11	0						
12/16	L	13-18	at Baltimore	52,065	Patriots	454	1612	3.6	34	15						
						560	2850	5.1	80t	16						

TEAM STATISTICS	PATS	OPP
<b>TOTAL FIRST DOWNS</b>	<b>237</b>	<b>215</b>
By Rushing	97	142
By Passing	122	67
By Penalty	18	6
Third Down: Md/Att.	73/192	69/185
Third Down: Eff.	38.0	37.3
<b>TOTAL NET YARDS</b>	<b>3843</b>	<b>4188</b>
Avg. per Game	274.5	299.1
Total Offensive Plays	871	832
Avg. per Play	4.4	5.0
<b>NET YARDS RUSHING</b>	<b>1612</b>	<b>2850</b>
Total Rushing Plays	454	560
Avg. per Rush	3.6	5.1
Avg. per Game	115.1	203.6
<b>NET YARDS PASSING</b>	<b>2231</b>	<b>1338</b>
Avg. per Game	159.4	95.6
Sacked/Yards Lost	37/350	32/262
Gross Yards Passing	2581	1600
Att./Completions	380/195	240/134
Completion Pct.	51.3	55.8
Had Intercepted	17	13
<b>PUNTS/AVERAGE</b>	<b>61/37.7</b>	<b>62/40.5</b>
<b>PENALTIES/YARDS</b>	<b>50/550</b>	<b>77/693</b>
<b>FUMBLES/BALLS LOST</b>	<b>51/25</b>	<b>27/18</b>
<b>TOUCHDOWNS</b>	<b>31</b>	<b>32</b>
Rushing	15	16
Passing	13	11
Returns	3	5

SCORE BY PERIODS	1	2	3	4	OT	TOTAL
Patriots	48	69	74	67	0	258
Opponents	57	86	77	80	0	300

SCORING	TD	Ru	Pa	Rt	PAT	FG	S	TP
White	0	0	0	0	21/25	14/25	0	63
Plunkett	5	5	0	0	0	0	0	30
Cunningham	5	4	1	0	0	0	0	30
Herron	4	2	1	1	0	0	0	24
Tarver	4	4	0	0	0	0	0	24
Windsor	4	0	4	0	0	0	0	24
Rucker	3	0	3	0	0	0	0	18
Vataha	3	0	2	1	0	0	0	18
Stingley	2	0	2	0	0	0	0	12
Bell	0	0	0	0	4/5	1/4	0	7
Foster	1	0	0	1	0	0	0	6
Kiner	0	0	0	0	0	0	1	2
Team	0	0	0	0	0/1	0	0	0
<b>Patriots</b>	<b>31</b>	<b>15</b>	<b>13</b>	<b>3</b>	<b>25/31</b>	<b>15/29</b>	<b>1258</b>	
<b>Opponents</b>	<b>32</b>	<b>16</b>	<b>11</b>	<b>5</b>	<b>30/32</b>	<b>26/32</b>	<b>0300</b>	

PASSING	ATT	CMP	YARDS	CMP%	YDS/ATT	TD	TD%	INT	INT%	LG	SK/YDS	RATING
Plunkett	376	193	2550	51.3	6.78	13	3.5	17	4.5	64	37/350	65.8
Shiner	4	2	31	50.0	7.75	0	0.0	0	0.0	23	0/0	76.0
<b>Patriots</b>	<b>380</b>	<b>195</b>	<b>2581</b>	<b>51.3</b>	<b>6.79</b>	<b>13</b>	<b>3.4</b>	<b>17</b>	<b>4.5</b>	<b>64</b>	<b>37/350</b>	<b>65.9</b>
<b>Opponents</b>	<b>240</b>	<b>134</b>	<b>1600</b>	<b>55.8</b>	<b>6.67</b>	<b>11</b>	<b>4.6</b>	<b>13</b>	<b>5.4</b>	<b>50</b>	<b>32/262</b>	<b>69.1</b>

**SACKS:** Adams 8.0, Hamilton 5.5, Moore 4.0, Cash 3.0, Rowe 2.5, Acks 1.5, Forster 1.0, Kiner 1.0, Lunsford 1.0, Smith 1.0, Bolton 0.5, Chandler 0.5, King 0.5, Tanner 0.5, Team 2.0. Patriots 32.0, Opponents 37.0.

FIELD GOALS	1-19	20-29	30-39	40-49	50+
White	6/8	2/3	3/5	3/7	0/2
Bell	0/0	0/0	1/3	0/0	0/1
<b>Patriots</b>	<b>6/8</b>	<b>2/3</b>	<b>4/8</b>	<b>3/7</b>	<b>0/3</b>
<b>Opponents</b>	<b>3/3</b>	<b>6/7</b>	<b>12/14</b>	<b>5/8</b>	<b>0/0</b>

**Bell:** (53N) (30N) (33B,36G).

**White:** (40G,18B) (34N) (32G,16,43N) (0) (49N,33G,43N,18N,47B) (0) (19G,21G,26G,18G) (48G,26N,51N,36G,46G) (11G) (14G,12G) (52N,36N).

**OPPONENTS:** (44N,48G) (33G,33N,39B) (40G,36G,40G) (38G,27G,38G) (40G,39G,22G) (30G) (25G,38G,23G) (12G) (44G,22G,28G,39G) (33G,20N) (43B) (47B) (34G,34G,19G) (16G,32G).

## STARTERS:

**OFFENSE:** WR Reggie Rucker (8), Darryl Stingley (6); LT Sam Adams (5), Leon Gray (5), Bob Reynolds (4); LG John Hannah (14); C Bill Lenkaitis (12); Jon Morris (2); RG Lennie St. Jean (14); RT Tom Neville (9), L. Gray (3), S. Adams (2); TE Bob Windsor (9), Bob Adams (5); WR R. Rucker (6), D. Stingley (4), Randy Vataha (4); QB Jim Plunkett (14); RB Josh Ashton (8), John Tarver (3), Sam Cunningham (1), Mack Herron (1), Bob McCall (1); FB S. Cunningham (9), J. Tarver (4), Claxton Welch (1).

**DEFENSE:** LE Ray Hamilton (14); NT Dave Rowe (14); RE Rick Cash (14); RT Julius Adams (14); LLB Steve Kiner (14); MLB Edgar Chandler (11), Brian Stenger (2), Will Foster (1); RLB Ron Acks (14); LCB George Hoey (12), Donald Martin (2); RCB Ron Bolton (14); SS Sandy Duron (14), FS Ralph Anderson (10), Honor Jackson (3), Dave Musko (1).

**1973 Coaching Staff:** Hank Bullough, Defensive Line, Ron Erhardt, Offensive Backfield, Red Miller, Offensive Line, Bill Nielsen, Quarterbacks, Sam Rutigliano, Off. Backs/Receivers, Charlie Sumner, Linebackers/Secondary, Jim Valek, Special Teams, Larry Weaver, Defensive Backfield.

Pro Bowl (0)

# 1974 FINAL STATISTICS (7-7)

HEAD COACH: CHUCK FAIRBANKS • TIED THIRD IN AFC EAST • HOME STADIUM: SCHAEFER STADIUM

Date	W/L	Score	Opp.	Att.	RUSHING	NO	YDS	AVG	LG	TD	KICK RETURNS	NO	YDS	AVG	LG	TD
9/15	W	34-24	Miami	55,006	Herron	231	824	3.6	28	7	Herron	28	629	18.0	62	0
9/22	W	28-20	at N.Y. Giants	49,267	Cunningham	166	811	4.9	75t	9	Johnson	15	303	20.2	41	0
9/29	W	20-14	L.A. Rams	61,279	Plunkett	30	161	5.4	37	2	Schubert	5	112	22.4	32	0
10/06	W	42-3	Baltimore	59,502	Tarver	41	101	2.5	18	2	Hinton	3	83	27.7	53	0
10/13	W	24-0	at N.Y. Jets	61,400	Ashton	26	99	3.8	22	0	Wilson	2	33	16.5	18	0
10/20	L	28-30	at Buffalo	80,020	Stingley	5	63	12.6	23t	1	Tanner	2	17	8.5	17	0
10/27	W	17-14	at Minnesota	48,497	Wilson	15	57	3.8	12	0	Hunt	1	21	21.0	21	0
11/03	L	28-29	Buffalo	61,279	Vataha	3	21	7.0	24	0	Durko	1	0	0.0	0	0
11/10	L	14-21	Cleveland	61,279	Hinton	1	1	1.0	1	0	Smith, D.	1	0	0.0	0	0
11/17	L	16-21	N.Y. Jets	61,279	Johnson	2	-4	-2.0	-2	0	Patriots	58	1198	20.7	62	0
11/24	W	27-17	at Baltimore	38,971	Patriots	520	2134	4.1	75t	21	Opponents	64	1678	26.2	88t	1
12/01	L	26-41	at Oakland	54,020	Opponents	467	1587	3.4	34	16						
12/08	L	17-21	Pittsburgh	61,279												
12/15	L	27-34	at Miami	79,420												

TEAM STATISTICS	PAIS	OPP
<b>TOTAL FIRST DOWNS</b>	<b>255</b>	<b>240</b>
By Rushing	123	100
By Passing	113	129
By Penalty	19	11
Third Down: Md/Att.	96/202	73/192
Third Down: Eff.	47.5	38.0
<b>TOTAL NET YARDS</b>	<b>4474</b>	<b>4067</b>
Avg. per Game	319.6	290.5
Total Offensive Plays	900	879
Avg. per Play	5.0	4.6
<b>NET YARDS RUSHING</b>	<b>2134</b>	<b>1587</b>
Total Rushing Plays	520	467
Avg. per Rush	4.1	3.4
Avg. per Game	152.4	113.4
<b>NET YARDS PASSING</b>	<b>2340</b>	<b>2480</b>
Avg. per Game	167.1	177.1
Sacked/Yards Lost	21/174	38/294
Gross Yards Passing	2514	2774
Att./Completions	359/177	374/210
Completion Pct.	49.3	56.1
Had Intercepted	23	24
<b>PUNTS/AVERAGE</b>	<b>71/36.2</b>	<b>75/38.4</b>
<b>PENALTIES/YARDS</b>	<b>87/843</b>	<b>76/642</b>
<b>FUMBLES/BALLS LOST</b>	<b>26/15</b>	<b>29/14</b>
<b>TOUCHDOWNS</b>	<b>43</b>	<b>37</b>
Rushing	21	16
Passing	19	17
Returns	3	4

SCORE BY PERIODS	1	2	3	4	OT	TOTAL
Patriots	86	116	64	82	0	348
Opponents	68	92	49	80	0	289

SCORING	TD	Ru	Pa	Rt	PAT	FG	S	TP
Smith	0	0	0	0	42/43	16/22	0	90
Herron	12	7	5	0	0	0	0	72
Cunningham	11	9	2	0	0	0	0	66
Rucker	4	0	4	0	0	0	0	24
Vataha	3	0	3	0	0	0	0	18
Plunkett	2	2	0	0	0	0	0	12
Stingley	2	1	1	0	0	0	0	12
Tarver	2	2	0	0	0	0	0	12
Geddes	1	0	0	1	0	0	0	6
Hannah	1	0	0	1	0	0	0	6
Marshall	1	0	1	0	0	0	0	6
Sanders	1	0	0	1	0	0	0	6
Schubert	1	0	1	0	0	0	0	6
Tanner	1	0	1	0	0	0	0	6
Windsor	1	0	1	0	0	0	0	6
<b>Patriots</b>	<b>43</b>	<b>21</b>	<b>19</b>	<b>3</b>	<b>42/43</b>	<b>16/22</b>	<b>0</b>	<b>348</b>
<b>Opponents</b>	<b>37</b>	<b>16</b>	<b>14</b>	<b>4</b>	<b>32/37</b>	<b>11/18</b>	<b>1</b>	<b>289</b>

RECEIVING	NO	YDS	AVG	LG	TD
Herron	38	474	12.5	18	5
Rucker	27	436	16.1	69t	4
Vataha	25	561	22.4	59t	3
Cunningham	22	214	9.7	37	2
Adams, B.	17	244	14.4	24	0
Windsor	12	127	10.6	20	1
Stingley	10	139	13.9	20t	1
Tarver	9	37	4.1	12	0
Johnson	8	147	18.4	34	0
Wilson	3	38	12.7	23	0
Hinton	2	36	18.0	20	0
Tanner	2	23	11.5	21	1
Schubert	1	21	21.0	21t	1
Marshall	1	17	17.0	17t	1
<b>Patriots</b>	<b>177</b>	<b>2514</b>	<b>14.2</b>	<b>69t</b>	<b>19</b>
<b>Opponents</b>	<b>210</b>	<b>2774</b>	<b>13.2</b>	<b>67t</b>	<b>17</b>

INTERCEPTIONS	NO	YDS	AVG	LG	TD
Bolton	7	18	2.6	10	0
Sanders	5	57	11.4	23t	1
Hunt	3	66	22.0	27	0
McCray	3	61	20.3	33	0
Mildren	3	51	17.0	41	0
Geddes	2	32	16.0	29t	1
King	1	9	9.0	9	0
<b>Patriots</b>	<b>24</b>	<b>294</b>	<b>12.3</b>	<b>41</b>	<b>2</b>
<b>Opponents</b>	<b>23</b>	<b>331</b>	<b>14.4</b>	<b>72t</b>	<b>2</b>

PUNTING	NO	YDS	AVG	LG	BLK
Barnes	45	1604	35.6	50	0
Chapple	26	967	37.2	57	0
<b>Patriots</b>	<b>71</b>	<b>2571</b>	<b>36.2</b>	<b>57</b>	<b>0</b>
<b>Opponents</b>	<b>75</b>	<b>2882</b>	<b>38.4</b>	<b>59</b>	<b>0</b>

PUNT RETURNS	NO	FC	YDS	AVG	LG	TD
Herron	35	4	517	14.8	66	0
Schubert	3	2	15	5.0	11	0
Durko	1	1	1	1.0	1	0
Hinton	1	0	0	0.0	0	0
Johnson	0	3	0	0.0	0	0
Sanders	0	1	0	0.0	0	0
<b>Patriots</b>	<b>40</b>	<b>11</b>	<b>533</b>	<b>13.3</b>	<b>66</b>	<b>0</b>
<b>Opponents</b>	<b>41</b>	<b>5</b>	<b>314</b>	<b>7.7</b>	<b>42</b>	<b>0</b>

**SACKS:** Adams 8.0, Hamilton 5.0, Lunsford 5.0, McGee 4.5, Webster 4.5, King 3.5, Smith 3.0, Moore 2.0, Hunt 1.5, Nelson 1.0, Carter 0.5. Patriots 38.0, Opponents 21.0.

## FIELD GOALS

	1-19	20-29	30-39	40-49	50+
Smith	0/0	6/7	8/10	2/5	0/0
<b>Patriots</b>	<b>0/0</b>	<b>6/7</b>	<b>8/10</b>	<b>2/5</b>	<b>0/0</b>
<b>Opponents</b>	<b>0/0</b>	<b>5/5</b>	<b>2/4</b>	<b>4/9</b>	<b>0/0</b>

**Smith:** (21G,21N,26G) (30N) (39G,23G) (1) (37G) (1) (37G) (47N,46B) (1) (32G,34N,44G,35G) (33G,28G) (22G,35G) (20G,44N) (46G,34G).

**OPPONENTS:** (33G) (1) (41B) (31N,27G) (1) (35G) (43N,34N) (45G,20G,46N,47G) (1) (1) (48N,25G) (1) (40G,27G,47N) (28G,40G).

## STARTERS:

**OFFENSE:** WR Reggie Rucker (9), Andy Johnson (3), Edie Hinton (1), Darryl Stingley (1); LT Leon Gray (14); LG John Hannah (14); C Bill Lenkaitis (14); RG Sam Adams (13), Bill DuLac (1); RT Tom Neville (14); TE Bob Adams (7), Bob Windsor (7); WR Randy Vataha (9), Steve Schubert (3), R. Rucker (1), D. Stingley (1); QB Jim Plunkett (14); RB Mack Herron (14); Sam Cunningham (10), Josh Harper (4).

**DEFENSE:** LE Mel Lunsford (7), Julius Adams (5), Ray Hamilton (1), Tony McGee (1); NT/LT R. Hamilton (13), M. Lunsford (1); RE/RT J. Adams (6), George Webster (5), M. Lunsford (2), J. Tanner (1); LOLB/RE G. Webster (7), M. Lunsford (3), J. Adams (3), J. Tanner (1); LILB/LLB Steve Nelson (9), Bob Geddes (5); RILB Sam Hunt (14); ROLB Steve King (14); LCB John Sanders (10), Willie Osley (3), Ron Bolton (1); RCB R. Bolton (13), W. Osley (1); SS Jack Mildren (9), Sandy Durko (4), Prentice McCray (1); FS P. McCray (13), J. Mildren (1).

**1974 Coaching Staff:** Hank Bullough, Defensive Line, Ron Erhardt, Offensive Backfield, Red Miller, Offensive Line, Bill Nelson, Quarterbacks, Ray Perkins, Receivers, Charlie Sumner, Linebackers/Secondary, Jim Valek, Special Teams, Larry Weaver, Defensive Backfield.

## Pro Bowl (0)

PASSING	ATT	CMP	YARDS	CMP%	YDS/ATT	TD	TD%	INT	INT%	LG	SK/YDS	RATING
Plunkett	352	173	2457	49.1	6.98	19	5.4	22	6.3	69t	21/174	64.1
Shiner	6	3	37	50.0	6.17	0	0.0	1	16.7	18	0/0	29.9
Graff	1	1	20	100.0	20.0	0	0.0	0	0.0	20	0/0	118.8
<b>Patriots</b>	<b>359</b>	<b>177</b>	<b>2514</b>	<b>49.3</b>	<b>7.00</b>	<b>19</b>	<b>5.3</b>	<b>23</b>	<b>6.4</b>	<b>69t</b>	<b>21/174</b>	<b>63.3</b>
<b>Opponents</b>	<b>374</b>	<b>210</b>	<b>2774</b>	<b>56.1</b>	<b>7.42</b>	<b>17</b>	<b>4.5</b>	<b>24</b>	<b>6.4</b>	<b>67t</b>	<b>38/294</b>	<b>68.2</b>

# 1975 FINAL STATISTICS (3-11)

**HEAD COACH: CHUCK FAIRBANKS • TIED FOURTH IN AFC EAST • HOME STADIUM: SCHAEFER STADIUM**

Date	W/L	Score	Opp.	Att.	RUSHING	NO	YDS	AVG	LG	TD
9/21	L	0-7	Houston	54,212	Cunningham	169	666	3.9	17	6
9/28	L	14-22	Miami	61,279	Johnson	117	488	4.2	66t	3
10/05	L	7-36	at N.Y. Jets	61,415	Herron	61	274	4.5	53	0
10/12	L	10-27	at Cincinnati	55,856	Grogan	30	110	3.7	14	3
10/19	W	21-10	Baltimore	56,844	Calhoun	23	104	4.5	38t	1
10/26	W	24-16	San Francisco	60,691	Carter	22	95	4.3	19	0
11/02	L	17-24	at St. Louis	47,263	McQuay	33	47	1.4	9	0
11/09	W	33-19	at San Diego	26,090	Stingley	6	39	6.5	21	0
11/16	L	31-34	Dallas	61,279	Dressler	3	8	2.7	6	0
11/23	L	31-45	at Buffalo	69,207	Plunkett	4	7	1.8	5	1
12/01	L	7-20	at Miami	68,480	Vataha	1	4	4.0	4	0
12/07	L	28-30	N.Y. Jets	57,539	Graff	2	2	1.0	2	0
12/14	L	14-34	Buffalo	59,646	Anderson	1	1	1.0	1	0
12/21	L	21-34	at Baltimore	50,801	<b>Patriots</b>	<b>472</b>	<b>1845</b>	<b>3.9</b>	<b>66t</b>	<b>14</b>
					<b>Opponents</b>	<b>555</b>	<b>2220</b>	<b>4.0</b>	<b>63t</b>	<b>20</b>

TEAM STATISTICS		PATS	OPP
<b>TOTAL FIRST DOWNS</b>		<b>253</b>	<b>254</b>
By Rushing	94	118	
By Passing	133	120	
By Penalty	26	16	
Third Down: Md/Att.	82/195	90/216	
Third Down: Eff.	42.1	41.7	
<b>TOTAL NET YARDS</b>		<b>4283</b>	<b>4464</b>
Avg. per Game	305.9	318.9	
Total Offensive Plays	912	956	
Avg. per Play	4.7	4.7	
<b>NET YARDS RUSHING</b>		<b>1845</b>	<b>2220</b>
Total Rushing Plays	472	555	
Avg. per Rush	3.9	4.0	
Avg. per Game	131.8	158.6	
<b>NET YARDS PASSING</b>		<b>2438</b>	<b>2244</b>
Avg. per Game	174.1	160.3	
Sacked/Yards Lost	39/330	33/271	
Gross Yards Passing	2768	2515	
Att./Completions	401/193	368/213	
Completion Pct.	48.1	57.9	
Had Intercepted	28	13	
<b>PUNTS/AVERAGE</b>		<b>83/38.8</b>	<b>77/39.5</b>
<b>PENALTIES/YARDS</b>		<b>89/119</b>	<b>103/759</b>
<b>FUMBLES/BALLS LOST</b>		<b>43/22</b>	<b>31/16</b>
<b>TOUCHDOWNS</b>		<b>33</b>	<b>42</b>
Rushing	14	20	
Passing	16	18	
Returns	3	4	

SCORE BY PERIODS	1	2	3	4	OT	TOTAL
Patriots	37	107	38	76	0	258
Opponents	67	77	110	104	0	358

SCORING	TD	Ru	Pa	Rt	PAT	FG	S	TP
Smith	0	0	0	0	33/33	9/17	0	60
Cunningham	8	6	2	0	0	0	0	48
Vataha	6	0	6	0	0	0	0	36
Francis	4	0	4	0	0	0	0	24
Johnson	4	3	1	0	0	0	0	24
Grogan	3	3	0	0	0	0	0	18
Calhoun	2	1	1	0	0	0	0	12
Stingley	2	0	2	0	0	0	0	12
Carter	1	0	0	1	0	0	0	6
Hamilton	1	0	0	1	0	0	0	6
Howard	1	0	0	1	0	0	0	6
Plunkett	1	1	0	0	0	0	0	6
<b>Patriots</b>	<b>33</b>	<b>14</b>	<b>16</b>	<b>3</b>	<b>33/33</b>	<b>9/17</b>	<b>0</b>	<b>258</b>
<b>Opponents</b>	<b>42</b>	<b>20</b>	<b>18</b>	<b>4</b>	<b>37/42</b>	<b>23/35</b>	<b>0</b>	<b>358</b>

RECEIVING	NO	YDS	AVG	LG	TD
Vataha	46	720	15.7	47	6
Francis	35	636	18.2	48	4
Cunningham	32	253	7.9	24	2
Johnson	26	294	11.3	29	1
Stingley	21	378	18.0	45	2
Burks	6	158	26.3	76	0
Windsor	6	57	9.5	12	0
Calhoun	5	111	22.2	62t	1
Herron	5	50	10.0	19	0
Wright	4	46	11.5	20	0
McQuay	4	27	6.8	16	0
Carter	2	39	19.5	26	0
Dressler	1	-1	-1.0	-1	0
<b>Patriots</b>	<b>193</b>	<b>2768</b>	<b>14.3</b>	<b>76</b>	<b>16</b>
<b>Opponents</b>	<b>213</b>	<b>2515</b>	<b>11.8</b>	<b>77t</b>	<b>18</b>

INTERCEPTIONS	NO	YDS	AVG	LG	TD
Bolton	5	33	6.6	15	0
Howard	3	52	17.3	44t	1
Nelson	2	8	4.0	4	0
Reilly	1	54	54.0	54	0
Sanders	1	18	18.0	18	0
Webster	1	0	0.0	0	0
<b>Patriots</b>	<b>13</b>	<b>165</b>	<b>12.7</b>	<b>54</b>	<b>1</b>
<b>Opponents</b>	<b>28</b>	<b>388</b>	<b>13.9</b>	<b>58</b>	<b>1</b>

PUNTING	NO	YDS	AVG	LG	BLK
Patrick	83	3223	38.8	62	0
<b>Patriots</b>	<b>83</b>	<b>3223</b>	<b>38.8</b>	<b>62</b>	<b>0</b>
<b>Opponents</b>	<b>77</b>	<b>3042</b>	<b>39.5</b>	<b>65</b>	<b>1</b>

PUNT RETURNS	NO	FC	YDS	AVG	LG	TD
Stingley	15	2	113	7.5	29	0
Herron	12	2	89	7.4	17	0
Johnson	6	4	60	10.0	15	0
<b>Patriots</b>	<b>33</b>	<b>8</b>	<b>262</b>	<b>7.9</b>	<b>29</b>	<b>0</b>
<b>Opponents</b>	<b>42</b>	<b>12</b>	<b>513</b>	<b>12.2</b>	<b>69t</b>	<b>1</b>

KICK RETURNS	NO	YDS	AVG	LG	TD
Carter	32	879	27.5	99t	1
McQuay	15	252	16.8	34	0
Johnson	10	188	18.8	32	0
Burks	4	65	16.3	25	0
Herron	2	75	37.5	40	0
Stingley	2	44	22.0	24	0
Calhoun	1	17	17.0	17	0
<b>Patriots</b>	<b>66</b>	<b>1520</b>	<b>23.0</b>	<b>99t</b>	<b>1</b>
<b>Opponents</b>	<b>46</b>	<b>1142</b>	<b>24.8</b>	<b>59</b>	<b>0</b>

**SACKS:** McGee 9.0, Hamilton 6.0, Adams 4.0, Hanneman 4.0, Zabel 3.0, Hunt 2.0, Nelson 2.0, Cusik 1.0, King 1.0, Webster 1.0. Patriots 33.0, Opponents 39.0.

FIELD GOALS	1-19	20-29	30-39	40-49	50+
Smith	1/1	1/1	5/6	2/8	0/1
<b>Patriots</b>	<b>1/1</b>	<b>1/1</b>	<b>5/6</b>	<b>2/8</b>	<b>0/1</b>
<b>Opponents</b>	<b>1/1</b>	<b>11/11</b>	<b>6/10</b>	<b>5/13</b>	<b>0/0</b>

**Smith:** (44N,46N) (40N) 0 (35G) (52N) (446,41B) (32G) (38G,19G,35G,46G) (29G) (42B,34G) (43N) (33B) 0 0.

**OPPONENTS:** (36N) (266,266,33G) (46N,47G) (29G,21G) (34G) (47N,28G) (44B,21G) (41G,49N,30G,25G,37G) (43G,26G) (28G,43N) (25G,39G) (42G,27G,40B,44G,46B,38N) (31N) (19G,44N,37N,31G).

**STARTERS:**  
**OFFENSE:** WR Randy Vataha (14); LT Leon Gray (14); LG John Hannah (14); C Bill Lenkaitis (11), Doug Dumlir (3); RG Sam Adams (13), Bill DuLac (1); RT Shelby Jordan (14); TE Russ Francis (11), Bob Windsor (3); WR Darryl Stingley (14); QB Steve Grogan (7), Jim Plunkett (5), Neil Graff (2); RB Andy Johnson (9), Mack Herron (5); FB Sam Cunningham (13), Don Calhoun (1).

**DEFENSE:** LE Tony McGee (10), Mel Lunsford (4); LT/NT Ray Hamilton (14); RE/RT Julius Adams (8), Marlin Imhof (3), Craig Hanneman (2), Sam Hunt (1); LOLB/RE George Webster (9), Steve Zabel (2), C. Hanneman (1), Steve King (1), Kevin Reilly (1); LILB/LLB Steve Nelson (13), G. Webster (1); RILB/MLB S. Hunt (12), Bob Geddes (1), S. Nelson (1); ROLB/RLB S. King (7), S. Zabel (7); LCB Bob Howard (14), RCB Ron Bolton (13), Jim Massey (1); SS Prentice McCray (14); FS John Sanders (14).

**1975 Coaching Staff:** Hank Bullough, Defensive Line, Rollie Dotsch, Outside Linebackers, Ron Erhardt, Offensive Backfield, Red Miller, Offensive Line, Ray Perkins, Receivers, John Polonchek, QBs/Special Asst. to Head Coach, Charlie Sumner, Linebackers/Secondary, Jim Valek, Special Teams, Larry Weaver, Defensive Backfield.

Pro Bowl (0)

PASSING	ATT	CMP	YARDS	CMP%	YDS/ATT	TD	TD%	INT	INT%	LG	SK/YDS	RATING
Grogan	274	139	1976	50.7	7.21	11	4.0	18	6.6	62t	22/207	60.4
Plunkett	92	36	571	39.1	6.21	3	3.3	7	7.6	76	13/89	39.7
Graff	35	18	221	51.4	6.31	2	5.7	3	8.6	31t	4/34	54.6
<b>Patriots</b>	<b>401</b>	<b>193</b>	<b>2768</b>	<b>48.1</b>	<b>6.90</b>	<b>16</b>	<b>4.0</b>	<b>28</b>	<b>7.0</b>	<b>76</b>	<b>39/330</b>	<b>55.2</b>
<b>Opponents</b>	<b>368</b>	<b>213</b>	<b>2515</b>	<b>57.9</b>	<b>6.83</b>	<b>18</b>	<b>4.9</b>	<b>13</b>	<b>3.5</b>	<b>77t</b>	<b>33/271</b>	<b>80.4</b>

# 1976 FINAL STATISTICS (11-3)

**HEAD COACH: CHUCK FAIRBANKS • SECOND IN AFC EAST (WILD CARD PLAYOFF QUALIFIER) • HOME STADIUM: SCHAEFER STADIUM**

Date	W/L	Score	Opp.	Att.	SCORING	TD	Ru	Pa	Rt	PAT	FG	S	TP	PUNT RETURNS	NO	FC	YDS	AVG	LG	TD
9/12	L	13-27	Baltimore	43,637	Smith	0	0	0	0	42/46	15/25	0	87	Haynes	45	0	608	13.5	89t	2
9/19	W	30-14	Miami	46,227	Grogan	13	12	0	1			0	78	Beaudoin	2	0	18	9.0	11	0
9/26	W	30-14	at Pittsburgh	50,350	Johnson	10	6	4	0			0	60	Stingley	1	0	2	2.0	2	0
10/03	W	48-17	Oakland	61,279	Stingley	4	0	4	0			0	24	Patriots	48	0	628	13.1	89t	2
10/10	L	10-30	at Detroit	63,711	Cunningham	3	3	0	0			0	18	Opponents	37	7	288	7.8	32	0
10/18	W	41-7	N.Y. Jets	51,236	Francis	3	0	3	0			0	18							
10/24	W	26-22	at Buffalo	50,383	Chandler	3	0	3	0			0	18							
10/31	L	3-10	at Miami	57,984	Forte	2	1	1	0			0	12							
11/07	W	20-10	Buffalo	61,279	Haynes	2	0	0	2			0	12							
11/14	W	21-14	at Baltimore	60,020	McCray	2	0	0	2			0	12							
11/21	W	38-24	at N.Y. Jets	58,509	Calhoun	1	1	0	0			0	6							
11/28	W	38-14	Denver	61,279	Phillips	1	1	0	0			0	6							
12/05	W	27-6	New Orleans	54,057	Briscoe	1	0	1	0			0	6							
12/12	W	31-14	at Tampa Bay	46,475	Brock	1	0	1	0			0	6							
<b>AFC PLAYOFFS</b>																				
12/18	L	21-24	at Oakland	54,037	Vataha	1	0	1	0			0	6							
					Hunt	1	0	0	1			0	6							
					Zabel	0	0	0	0		1/1	0/0	0							
					Team	0	0	0	0		0/1	0/0	0							
					Patriots	48	24	18	6	43/48	15/25	0	376							
					Opponents	29	12	16	1	26/29	12/17	0	236							

TEAM STATISTICS		PATS	OPP
<b>TOTAL FIRST DOWNS</b>		<b>260</b>	<b>258</b>
By Rushing		150	102
By Passing		95	134
By Penalty		15	22
Third Down: Md/Att.	76/192	90/209	
Third Down: Eff.	39.6	43.0	
<b>TOTAL NET YARDS</b>		<b>4694</b>	<b>4022</b>
Avg. per game	335.3	287.3	
Total Offensive Plays	918	947	
Avg. per Play	5.1	4.2	
<b>NET YARDS RUSHING</b>		<b>2948</b>	<b>1847</b>
Total Rushing Plays	591	462	
Avg. per Rush	5.0	4.0	
Avg. per Game	210.6	131.9	
<b>NET YARDS PASSING</b>		<b>1746</b>	<b>2175</b>
Avg. per Game	124.7	155.4	
Sacked/Yards Lost	19/164	47/429	
Gross Yards Passing	1910	2604	
Att./Completions	309/146	437/229	
Completion Pct.	47.6	52.4	
Had Intercepted	20	23	
<b>PUNTS/AVERAGE</b>		<b>67/40.1</b>	<b>75/38.8</b>
<b>PENALTIES/YARDS</b>		<b>102/914</b>	<b>88/764</b>
<b>FUMBLES/BALLS LOST</b>		<b>28/16</b>	<b>37/27</b>
<b>TOUCHDOWNS</b>		<b>48</b>	<b>29</b>
Rushing	24	12	
Passing	18	16	
Returns	6	1	

SCORE BY PERIODS	1	2	3	4	OT	TOTAL
Patriots	54	133	97	92	0	376
Opponents	40	91	30	75	0	236

**SACKS:** McGee 9.5, Barnes 8.0, Hamilton 6.5, Bishop 6.0, Adams 5.0, Zabel 4.0, Lunsford 2.5, Tipton 2.0, King 1.5, Nelson 1.0. Patriots 47.0, Opponents 19.0.

RUSHING	NO	YDS	AVG	LG	TD
Cunningham	172	824	4.8	24	3
Calhoun	129	721	5.6	54	1
Johnson	169	699	4.1	69t	6
Grogan	60	397	6.6	41t	12
Phillips	24	164	6.8	46	1
Forte	25	100	4.0	26	1
Stingley	8	45	5.6	27	0
Francis	2	12	6.0	8	0
Burks	1	2	2.0	2	0
Patrick	1	-16	-16.0	-16	0
Patriots	591	2948	5.0	69t	24
Opponents	462	1847	4.0	46	12

RECEIVING	NO	YDS	AVG	LG	TD
Johnson	29	343	11.8	53	4
Cunningham	27	299	11.1	41	0
Francis	26	367	14.1	48	3
Stingley	17	370	21.8	58t	4
Calhoun	12	56	4.7	12	0
Vataha	11	192	17.5	44	1
Nelson	10	136	13.6	21	1
Chandler	5	49	9.8	29	3
Forte	3	9	3.0	6t	1
Burks	2	27	13.5	17	0
Feacher	2	38	19.0	21	0
Phillips	1	18	18.0	18	0
Brock	1	6	6.0	6t	1
Patriots	146	1910	13.1	58t	18
Opponents	229	2604	11.4	55	16

INTERCEPTIONS	NO	YDS	AVG	LG	TD
Haynes	8	90	11.3	28	0
McCray	5	182	36.4	63t	2
Fox	3	67	22.3	29	0
Howard	3	28	9.3	15	0
Hunt	2	106	53.0	68t	1
Nelson	2	32	16.0	34	0
Patriots	23	505	22.0	68t	3
Opponents	20	380	19.0	76	0

PUNTING	NO	YDS	AVG	LG	TB	INT20
Patrick	67	2688	40.1	52	12	12
Patriots	67	2688	40.1	52	12	12
Opponents	75	2909	38.8	57	8	7

KICK RETURNS	NO	YDS	AVG	LG	TD
Phillips	14	397	28.4	71	0
Feacher	10	240	24.0	46	0
Calhoun	9	183	20.3	33	0
Beaudoin	6	134	22.3	44	0
Forte	3	62	20.7	29	0
Conn	2	29	14.5	26	0
Carter	1	19	19.0	19	0
McKay	1	23	23.0	23	0
Patriots	46	1087	23.6	71	0
Opponents	71	1559	22.1	58	0

FIELD GOALS	1-19	20-29	30-39	40-49	50+
Smith	0/1	4/4	4/6	7/14	0/0
Patriots	0/1	4/4	4/6	7/14	0/0
Opponents	1/1	2/2	4/5	4/8	1/1

**Smith:** (316,276,398) (42N,226,47N) (426,406,266,37N) (0) (41G) (0) (446,326) (43G) (466,336) (48N,44N) (28G) (44N,19N,49G,41N) (43N) (30G).

**OPPONENTS:** (286,32G) (0) (326,41G,48N) (44G) (44N,36G) (0) (466,34N) (47G) (31G) (40N) (19G) (0) (50G,47N,29G) (0).

## STARTERS:

**OFFENSE:** RB Randy Vataha (8), Darriyl Stingley (4), Marlin Briscoe (2); LT Leon Gray (14); LG John Hannah (14); C Bill Lenkaitis (14); RG Sam Adams (14); RT Bob McKay (14); TE Russ Francis (12), Al Chandler (2); WR D. Stingley (9), M. Briscoe (3), Steve Burks (1), A. Chandler (1); QB Steve Grogan (14); RB Andy Johnson (12), Sam Cunningham (1), Ike Forte (1); FB S. Cunningham (10), Don Calhoun (3), A. Johnson (1).

**DEFENSE:** LE Tony McGee (13), Mel Lunsford (1); NT Ray Hamilton (14); RE Julius Adams (14); LOLB Steve Zabel (14); LILB Steve Nelson (11), Sam Hunt (2), Donnie Thomas (1); RILB S. Hunt (9), George Webster (3), Jim Romaniszyn (2); ROLB Pete Barnes (7), Steve King (7); LCB Bob Howard (14); RCB Mike Haynes (14); SS Prentice McCray (14); FS Tim Fox (13), Dick Conn (1).

**1976 Coaching Staff:** Hank Bullough, Defensive Line, Rollie Dotsch, Outside Linebackers, Ron Erhardt, Offensive Backfield, Red Miller, Offensive Line, Ray Perkins, Receivers, John Polonchek, QBs/Special Asst. to Head Coach, Charlie Sumner, Linebackers/Secondary, Larry Weaver, Defensive Backfield, Tom Yewic, Offensive Backfield/Special Teams.

**Pro Bowl (4):** TE Russ Francis (1), T Leon Gray (1), G John Hannah (1), CB Mike Haynes (1).

PASSING	ATT	CMP	YARDS	CMP%	YDS/ATT	TD	TD%	INT	INT%	LG	SK/YDS	RATING
Grogan	302	145	1903	48.0	6.30	18	6.0	20	6.6	58t	18/155	60.6
Owen	5	1	7	20.0	1.40	0	0.0	0	0.0	7	0/0	39.6
Johnson	2	0	0	0.0	0.0	0	0.0	0	0.0	0	0/0	39.6
Briscoe	0	0	0	0.0	0.0	0	0.0	0	0.0	0	1/9	--
Patriots	309	146	1910	47.2	6.25	18	5.8	20	6.5	58t	19/164	59.7
Opponents	437	229	2604	52.4	5.96	16	3.7	23	5.3	55	47/429	60.9

# 1977 FINAL STATISTICS (9-5)

HEAD COACH: CHUCK FAIRBANKS • THIRD IN AFC EAST • HOME STADIUM: SCHAEFER STADIUM

Date	W/L	Score	Opp.	Att.
9/18	W	21-17	Kansas City	58,288
9/26	L	27-30	at Cleveland OT	77,910
10/02	L	27-30	at N.Y. Jets	49,801
10/09	W	31-0	Seattle	54,363
10/16	W	24-20	at San Diego	51,143
10/23	W	17-3	Baltimore	61,279
10/30	W	24-13	N.Y. Jets	61,279
11/06	L	14-24	Buffalo	61,279
11/13	L	5-17	at Miami	67,907
11/20	W	20-7	at Buffalo	31,157
11/27	W	14-6	Philadelphia	58,192
12/04	W	16-10	at Atlanta	60,738
12/11	W	14-10	Miami	61,279
12/18	L	24-30	at Baltimore	60,763

TEAM STATISTICS		PATS	OPP
TOTAL FIRST DOWNS		247	215
By Rushing		132	86
By Passing		101	111
By Penalty		14	18
Third Down: Md/Att.		98/199	74/196
Third Down: Eff.		49.0	38.0
TOTAL NET YARDS		4310	3638
Avg. per Game		307.9	259.9
Total Offensive Plays		922	866
Avg. per Play		4.7	4.7
NET YARDS RUSHING		2303	1605
Total Rushing Plays		603	452
Avg. per Rush		3.8	3.6
Avg. per Game		164.5	114.6
NET YARDS PASSING		2007	2033
Avg. per Game		143.4	145.2
Sacked/Yards Lost		14/155	58/471
Gross Yards Passing		2162	2504
Att./Completions		305/160	356/188
Completion Pct.		52.5	52.8
Had Intercepted		21	19
PUNTS/AVERAGE		68/34.6	78/39.1
PENALTIES/YARDS		112/931	71/610
FOUMBLES/BALLS LOST		28/15	20/10
TOUCHDOWNS		33	26
Rushing		13	8
Passing		17	16
Returns		3	2

SCORE BY PERIODS	1	2	3	4	OT	TOTAL
Patriots	79	65	74	60	0	278
Opponents	58	23	61	72	3	217

SCORING	TD	Ru	Pa	Rt	PAT	FG	S	TP
Smith	0	0	0	0	33/33	15/21	0	78
Stingley	6	1	5	0			0	36
Cunningham	5	4	1	0			0	30
Calhoun	4	4	0	0			0	24
Francis	4	0	4	0			0	24
Hasselbeck	4	0	4	0			0	24
Clayborn	3	0	3	1			0	20
Morgan	3	0	3	0			0	18
Forte	2	2	0	0			0	12
Grogan	1	1	0	0			0	6
Phillips	1	1	0	0			0	6
Patriots	33	13	17	3	33/33	15/21	1	278
Opponents	26	8	16	2	22/26	13/21	0	217

RUSHING	NO	YDS	AVG	LG	TD
Cunningham	270	1015	3.8	31t	4
Calhoun	198	727	3.7	25	4
Grogan	61	324	5.3	41	1
Forte	62	157	2.5	16	2
Phillips	5	27	5.4	13	1
Stingley	3	33	11.0	34t	0
Ivory	3	10	3.3	9	0
Morgan	1	10	10.0	10	0
Patriots	603	2303	3.8	41	13
Opponents	452	1605	3.6	66	8

RECEIVING	NO	YDS	AVG	LG	TD
Cunningham	42	370	8.8	35	1
Stingley	39	657	16.8	68	5
Morgan	21	443	21.1	64t	3
Francis	16	229	14.3	31t	4
Hasselbeck	9	152	11.7	47	0
Forte	8	88	11.0	22	0
Chandler	7	68	9.7	16	0
Burks	5	79	15.8	22	0
Patriots	160	2162	13.5	68	17
Opponents	188	2504	13.3	78	16

INTERCEPTIONS	NO	YDS	AVG	LG	TD
Haynes	5	54	10.8	22	0
McCray	4	61	15.2	48	0
Howard	4	10	2.2	6	0
Fox	3	39	13.0	27	0
Hunt	2	17	8.5	10	0
Barnes	1	13	13.0	13	0
Patriots	19	194	10.2	48	0
Opponents	21	279	13.3	45	2

PUNTING	NO	YDS	AVG	LG	TB	IN20	BLK
Patrick	68	2354	34.6	64	6	13	3
Patriots	68	2354	34.6	64	6	13	3
Opponents	78	3048	39.1	65	9	10	0

PUNT RETURNS	NO	FC	YDS	AVG	LG	TD
Morgan	16	2	220	13.8	53	0
Haynes	24	2	200	8.3	46	0
Forte	2	1	9	4.5	6	0
Beaudoin	1	0	0	0.0	0	0
Westbrook	0	1	0	0.0	0	0
Patriots	43	6	429	10.0	53	0
Opponents	33	6	270	8.2	23	0

KICK RETURNS	NO	YDS	AVG	LG	TD
Clayborn	28	869	31.0	101t	3
Phillips	6	93	15.5	22	0
Beaudoin	4	73	18.3	30	0
McKay	1	16	16.0	16	0
Patriots	39	1051	26.9	101t	3
Opponents	52	1086	20.9	73	0

SACKS: McGee 12.0, Hamilton 10.0, Adams 9.5, Shoate 6.0, Barnes 5.0, Nelson 5.0, Boyd 2.5, Fox 2.0, Lunsford 1.5, Bishop 1.0, Clayborn 1.0, Hunt 1.0, King 1.0, Zabel 0.5. Patriots 58.0, Opponents 14.0.

FIELD GOALS	1-19	20-29	30-39	40-49	50+
Smith	1/1	4/5	9/11	1/4	0/0
Patriots	1/1	4/5	9/11	1/4	0/0
Opponents	0/1	5/5	7/11	1/4	0/0

Smith: 0 (35G, 28G) (44G, 24G) (36G, 26WR) (28G) (18G) (30G) (0 (37M, 35G) (33G, 25G, 44N) (0 (47S, 36G, 32G, 29G, 35S) (47B) (30G).

OPPONENTS: (22G) (37G, 37G, 35G, 44WR, 39B) (38B, 37G) (0 (0 (40G) (36G, 40WL, 21G) (30G) (33G) (0 (19B, 33WL) (25G) (28G) (38WL, 28G, 45WL).

STARTERS:  
OFFENSE: WR Stanley Morgan (14); LT Leon Gray (11), Shelby Jordan (3); LG John Hannah (11), Pete Brock (3); C Bill Lenkaitis (14); RG Sam Adams (13), P. Brock (1); RT Tom Neville (13), Bob McKay (3); TE Russ Francis (10), Al Chandler (3), Don Hasselbeck (1); WR Darryl Stingley (14); QB Steve Grogan (14); RB Don Calhoun (14); FB Sam Cunningham (14).

DEFENSE: LE Mel Lunsford (13), Tony McGee (1); NT Ray Hamilton (14); RE Julius Adams (14); LOLB Steve Zabel (10), Steve King (4); LILB Steve Nelson (13), Ray Costick (1); RILB Sam Hunt (13), R. Costick (1); ROLB Pete Barnes (11), Rod Shoate (3); LCB Bob Howard (12), Raymond Clayborn (2); RCB Mike Haynes (14); SS Prentice McCray (14); FS Tim Fox (14).

1977 Coaching Staff: Hank Bullough, Defensive Line, Ron Erhardt, Offensive Backfield, Leon McLaughlin, Offensive Line, Ray Perkins, Receivers, John Polonchek, QBs/Special Asst. to Head Coach, Charlie Summer, Linebackers/Secondary, Dick Walker, Defensive Backs, Tom Yewcic, Offensive Backfield/ Special Teams.

Pro Bowl (2): TE Russ Francis (2), CB Mike Haynes (2).

PASSING	ATT	CMP	YARDS	CMP%	YDS/ATT	TD	TD%	INT	INT%	LG	SK/YDS	RATING
Grogan	305	160	2162	52.5	7.09	17	5.6	21	6.9	68	14/155	65.2
Patriots	305	160	2162	52.5	7.09	17	5.6	21	6.9	68	14/155	65.2
Opponents	356	188	2504	52.8	7.03	16	4.5	19	5.3	78	58/471	68.1

# 1978 FINAL STATISTICS (11-5)

HEAD COACH: CHUCK FAIRBANKS (11-4), RON ERHARDT & HANK BULLOUGH CO-HEAD COACHES (0-1) • AFC EAST CHAMPIONS • HOME STADIUM: SCHAEFER STADIUM

Date	W/L	Score	Opp.	Att.
9/03	L	14-16	Washington	55,063
9/10	W	16-6	at St. Louis	49,555
9/18	L	27-34	Baltimore	57,503
9/24	W	21-14	at Oakland	53,500
10/01	W	28-23	San Diego	61,297
10/08	W	24-14	Philadelphia	61,297
10/15	W	10-3	at Cincinnati	56,257
10/22	W	33-24	Miami	61,297
10/29	W	55-21	N.Y. Jets	61,297
11/05	W	14-10	at Buffalo	46,101
11/12	L	23-26	Houston	61,297
11/19	W	19-17	at N.Y. Jets	60,372
11/26	W	35-14	at Baltimore	49,404
12/03	L	10-17	at Dallas	65,045
12/10	W	26-24	Buffalo	59,927
12/18	L	3-23	at Miami	75,445
<b>AFC PLAYOFFS</b>				
12/31	L	14-31	Houston	61,297

TEAM STATISTICS		PATS	OPP
<b>TOTAL FIRST DOWNS</b>		<b>322</b>	<b>258</b>
By Rushing		181	100
By Passing		125	143
By Penalty		16	15
Third Down: Md/Att.	92/203	96/220	
Third Down: Eff.		45.3	43.6
<b>TOTAL NET YARDS</b>		<b>5965</b>	<b>4615</b>
Avg. per Game		372.8	288.4
Total Offensive Plays		1085	971
Avg. per Play		5.5	4.8
<b>NET YARDS RUSHING</b>		<b>3165</b>	<b>1852</b>
Total Rushing Plays		671	511
Avg. per Rush		4.7	3.6
Avg. per Game		197.8	115.8
<b>NET YARDS PASSING</b>		<b>2800</b>	<b>2763</b>
Avg. per Game		175.0	172.7
Sacked/Yards Lost	24/206	35/296	
Gross Yards Passing		3006	3059
Att./Completions	390/196	425/235	
Completion Pct.		50.3	55.3
Had Intercepted		25	22
<b>PUNTS/AVERAGE</b>		<b>61/35.0</b>	<b>78/39.5</b>
<b>PENALTIES/YARDS</b>		<b>92/852</b>	<b>81/683</b>
<b>FUMBLES/BALLS LOST</b>		<b>35/21</b>	<b>34/21</b>
<b>TOUCHDOWNS</b>		<b>46</b>	<b>38</b>
Rushing		30	14
Passing		15	21
Returns		1	3

SCORE BY PERIODS	1	2	3	4	OT	TOTAL
Patriots	77	122	63	96	0	358
Opponents	55	60	71	97	0	286

SCORING	TD	Ru	Pa	Rt	PAT	FG	S	TP
Ivory	11	11	0	0	0	0	0	66
Possey	0	0	0	0	29/31	11/22	0	62
Cunningham	8	8	0	0	0	0	0	48
Jackson	6	0	0	0	0	0	0	36
Grogan	5	5	0	0	0	0	0	30
Morgan	5	0	5	0	0	0	0	30
Francis	4	0	4	0	0	0	0	24
Johnson	3	3	0	0	0	0	0	18
McAlister	2	2	0	0	0	0	0	12
Smith	0	0	0	0	6/7	1/1	0	9
Lowery	0	0	0	0	7/7	0/1	0	7
Calhoun	1	1	0	0	0	0	0	6
Haynes	1	0	0	1	0	0	0	6
Bishop	0	0	0	0	0	1	2	2
Fox	0	0	0	0	0	1	2	0
Wilson	0	0	0	0	0/1	0/0	0	0
Patriots	46	30	15	1	42/46	12/24	2	358
Opponents	38	14	21	3	31/38	9/19	0	286

RUSHING	NO	YDS	AVG	LG	TD
Cunningham	199	768	3.9	52t	8
Ivory	141	693	4.9	28	11
Johnson	147	675	4.6	52	3
Grogan	81	539	6.7	31	5
Calhoun	76	391	5.1	73	1
McAlister	19	77	4.1	16	2
Morgan	2	11	5.5	6	0
Jackson	1	7	7.0	7	0
Tatupu	3	6	2.0	3	0
Wilson	1	0	0.0	0	0
Westbrook	1	-2	-2.0	-2	0
Patriots	671	3165	4.7	73	30
Opponents	511	1852	3.6	32t	14

RECEIVING	NO	YDS	AVG	LG	TD
Francis	39	543	13.9	53	4
Jackson	37	743	20.1	57	6
Morgan	34	820	24.1	75t	5
Cunningham	31	297	9.6	31	0
Jonsson	26	267	10.3	31	0
Ivory	14	122	8.7	18	0
Hasselbeck	7	107	15.3	24	0
Westbrook	3	38	12.7	19	0
Calhoun	3	29	9.7	15	0
Pennywell	1	28	28.0	28	0
McAlister	1	12	12.0	12	0
Patriots	196	3006	15.3	75t	15
Opponents	235	3059	13.0	67t	21

INTERCEPTIONS	NO	YDS	AVG	LG	TD
Haynes	6	123	20.5	50	1
Nelson	5	104	20.8	37	0
Clayborn	4	72	18.0	44	0
Beaudoin	3	25	8.3	13	0
Fox	2	10	5.0	10	0
Conn	1	24	24.0	24	0
Zabel	1	0	0.0	0	0
Patriots	22	358	16.3	50	1
Opponents	25	252	10.1	49	1

PUNTING	NO	YDS	AVG	LG	TB	IN20	BLK
Wilson	54	1921	35.6	57	4	14	0
Patrick	7	216	30.9	47	0	2	0
Patriots	61	2137	35.0	57	4	16	0
Opponents	78	3081	39.5	63	8	17	0

PUNT RETURNS	NO	FC	YDS	AVG	LG	TD
Morgan	32	4	335	10.5	48	0
Haynes	14	2	183	13.1	35	0
Conn	1	2	2	2.0	2	0
Patriots	47	8	520	11.1	48	0
Opponents	29	10	272	9.4	30	0

KICK RETURNS	NO	YDS	AVG	LG	TD
Clayborn	27	636	23.6	60	0
McAlister	10	186	18.6	32	0
Westbrook	7	125	17.9	33	0
Ivory	7	165	23.6	33	0
Morgan	1	17	17.0	17	0
Wheeler	1	0	0.0	0	0
Conn	1	26	26.0	26	0
Tatupu	1	17	17.0	17	0
Patriots	55	1172	21.3	60	0
Opponents	69	1576	22.8	90t	1

**SACKS:** McGee 11.5, Bishop 7.0, Hamilton 5, Shoate 5, Lunsford 3.5, Costick 1, Hawkins 1, Nelson 1. Patriots 35.0, Opponents 24.0.

FIELD GOALS	1-19	20-29	30-39	40-49	50+
Smith	0/0	1/1	0/0	0/0	0/0
Lowery	0/0	0/0	0/0	0/1	0/0
Possey	1/1	3/4	5/11	2/6	0/0
Patriots	1/1	4/5	5/11	2/7	0/0
Opponents	0/0	5/6	1/5	2/5	1/3

**Smith:** 0 (246) 0.  
**Lowery:** 0 (45WL).  
**Possey:** (42G,36WL) (19G) (29G,37WR) 0 (48N) (32G,34G,37G,38WL,25WL) (48N,47G,24G) (31S) (46B,30G,36B,39N) (42S,21G) (35G).

**OPPONENTS:** (26G,54WR) 0 (0 (35WL,47WL) (38WL,41G) 0 (25WR,44WL,52G,51WR) (29G,45WL) 0 (21G) 0 (45G,33N) (31WL) (26G) (26G) (30G).

**STARTERS:**  
**OFFENSE:** WR Stanley Morgan (16); LT Leon Gray (16); LG John Hannah (16); C Bill Lenkaitis (16); RG Sam Adams (16); RT Shelby Jordan (16); TE Russ Francis (15), Don Hasselbeck (1); WR Harold Jackson (13); QB Steve Grogan (16); RB Andy Johnson (13), Horace Ivory (3); FB Sam Cunningham (14), Don Calhoun (2); 2nd TE D. Hasselbeck (3).

**DEFENSE:** LE Mel Lunsford (15), Tony McGee (1); NT Ray Hamilton (16); RE Richard Bishop (15), Julius Adams (1); LOLB Steve Zabel (11), Steve King (5); LILB Steve Nelson (15), Ray Costick (1); RILB Sam Hunt (15), R. Costick (1); ROLB Rod Shoate (15); R. Costick (1); LCB Ray Clayborn (16); RCB Michael Haynes (16); SS Doug Beaudoin (13), Tim Fox (2), Prentice McCray (1); FS T. Fox (14), P. McCray (2).

**1978 Coaching Staff:** Raymond Berry, Receivers, Hank Bullough, Defensive Line, Ron Erhardt, Offensive Backfield, John Polonchek, QBs/Special Asst. to Head Coach, Jim Ringo, Offensive Line, Fritz Shurmur, Defensive Line, Charlie Summer, Linebackers/Secondary, Tom Yewic, Offensive Backfield/Special Teams.

**Pro Bowl (4):** FB Sam Cunningham (1), TE Russ Francis (3), T Leon Gray (2), G John Hannah (2), CB Mike Haynes (3).

PLAYING	ATT	CMP	YARDS	CMP%	YDS/ATT	TD	TD%	INT	INT%	LG	SK/YDS	RATING
Grogan	362	181	2824	50.0	7.80	15	4.1	23	6.4	75t	21/184	63.6
Owen	26	15	182	57.7	7.00	0	0.0	2	7.7	23	3/22	47.3
Johnson	2	0	0	0.0	0.00	0	0.0	0	0.0	0	0/0	39.6
Patriots	390	196	3006	50.3	7.71	15	3.8	25	6.4	75t	24/206	62.2
Opponents	425	235	3059	55.3	7.19	21	4.9	22	5.1	67t	35/296	73.1



# 1979 FINAL STATISTICS (9-7)

HEAD COACH: RON ERHARDT • SECOND IN AFC EAST • HOME STADIUM: SCHAEFER STADIUM

Date	W/L	Score	Opp.	Att.	RUSHING	NO	YDS	AVG	LG	TD	KICK RETURNS	NO	YDS	AVG	LG	TD
9/03	L	13-16	Pittsburgh OT	60,798	Cunningham	159	563	3.5	27	5	Clark	37	816	22.1	38	0
9/09	W	56-3	N.Y. Jets	53,113	Ivory	143	522	3.7	52	1	Sanford	10	179	17.9	23	0
9/16	W	20-14	at Cincinnati	41,805	Calhoun	137	456	3.3	29	5	Westbrook	11	151	13.7	30	0
9/23	W	27-21	San Diego	60,916	Grogan	64	368	5.8	26	2	Clayborn	2	33	16.5	20	0
10/01	L	14-27	at Green Bay	52,842	Johnson	43	132	3.1	15	1	Tatupu	3	15	5.0	12	0
10/07	W	24-17	Detroit	60,629	Clark	19	84	4.4	19	2	Washington	1	18	18.0	18	0
10/14	W	27-7	at Chicago	54,128	Tatupu	23	71	3.1	12	0	Ivory	1	15	15.0	15	0
10/21	W	28-13	Miami	61,096	Morgan	7	39	5.6	17	0	Morgan	1	12	12.0	12	0
10/28	L	26-31	at Baltimore	41,029	Jackson	3	12	4.0	12	0	Patriots	66	1239	18.8	38	0
11/04	W	26-6	at Buffalo	67,935	Westbrook	2	8	4.0	4	0	Opponents	80	1621	20.3	45	0
11/11	L	10-45	at Denver	74,379	Owen	2	-1	-0.5	0	0						
11/18	W	50-21	Baltimore	60,879	Cavanaugh	1	-2	-2.0	-2	0						
11/25	L	13-16	Buffalo OT	60,991	Patriots	603	2252	3.7	52	16						
11/29	L	24-39	at Miami	69,174	Opponents	495	1770	3.6	39	22						
12/09	L	26-27	N.Y. Jets	60,372												
12/16	W	27-23	Minnesota	54,719												

TEAM STATISTICS	PATS	OPP
<b>TOTAL FIRST DOWNS</b>	<b>318</b>	<b>283</b>
By Rushing	132	118
By Passing	159	139
By Penalty	27	26
Third Down: Mid/Att.	113/254	85/225
Third Down: Eff.	44.4	37.7
<b>TOTAL NET YARDS</b>	<b>5470</b>	<b>4323</b>
Avg. per Game	341.9	270.2
Total Offensive Plays	1127	1019
Avg. per Play	4.8	4.3
<b>NET YARDS RUSHING</b>	<b>2252</b>	<b>1770</b>
Total Rushing Plays	603	495
Avg. per Rush	3.7	3.6
Avg. per Game	140.8	110.6
<b>NET YARDS PASSING</b>	<b>3218</b>	<b>2553</b>
Avg. per Game	201.1	159.6
Sacked/Yards Lost	49/382	57/512
Gross Yards Passing	3600	3065
Att./Completions	475/237	467/246
Completion Pct.	49.9	52.7
Had Intercepted	23	20
<b>PUNTS/AVERAGE</b>	<b>84/36.2</b>	<b>94/38.7</b>
<b>PENALTIES/YARDS</b>	<b>99/864</b>	<b>103/917</b>
<b>FUMBLES/BALLS LOST</b>	<b>28/15</b>	<b>35/22</b>
<b>TOUCHDOWNS</b>	<b>49</b>	<b>39</b>
Rushing	16	22
Passing	30	13
Returns	3	4

SCORE BY PERIODS	1	2	3	4	OT	TOTAL
Patriots	85	137	60	129	0	411
Opponents	87	93	71	69	6	326

SCORING	TD	R	Pa	Rt	PAT	FG	S	TP
Smith	0	0	0	0	46/49	23/33	0	115
Morgan	13	0	12	1	0	0	0	78
Johnson	7	0	7	0	0	0	0	42
Calhoun	6	5	1	0	0	0	0	36
Francis	5	5	0	0	0	0	0	30
Cunningham	5	5	0	0	0	0	0	30
Ivory	3	1	2	0	0	0	0	18
Clark	2	2	0	0	0	0	0	12
Grogan	2	2	0	0	0	0	0	12
Hawkins	1	0	0	1	0	0	0	6
Sanford	1	0	0	1	0	0	0	6
Westbrook	1	0	1	0	0	0	0	6
Penneywell	1	0	1	0	0	0	0	6
Johnson	1	1	0	0	0	0	0	6
Jarvis	1	0	1	0	0	0	0	6
<b>Patriots</b>	<b>49</b>	<b>16</b>	<b>30</b>	<b>3</b>	<b>46/49</b>	<b>23/33</b>	<b>1</b>	<b>411</b>
<b>Opponents</b>	<b>39</b>	<b>22</b>	<b>13</b>	<b>4</b>	<b>36/39</b>	<b>18/26</b>	<b>1</b>	<b>326</b>

SCORING	TD	R	Pa	Rt	PAT	FG	S	TP
Smith	0	0	0	0	46/49	23/33	0	115
Morgan	13	0	12	1	0	0	0	78
Johnson	7	0	7	0	0	0	0	42
Calhoun	6	5	1	0	0	0	0	36
Francis	5	5	0	0	0	0	0	30
Cunningham	5	5	0	0	0	0	0	30
Ivory	3	1	2	0	0	0	0	18
Clark	2	2	0	0	0	0	0	12
Grogan	2	2	0	0	0	0	0	12
Hawkins	1	0	0	1	0	0	0	6
Sanford	1	0	0	1	0	0	0	6
Westbrook	1	0	1	0	0	0	0	6
Penneywell	1	0	1	0	0	0	0	6
Johnson	1	1	0	0	0	0	0	6
Jarvis	1	0	1	0	0	0	0	6
<b>Patriots</b>	<b>49</b>	<b>16</b>	<b>30</b>	<b>3</b>	<b>46/49</b>	<b>23/33</b>	<b>1</b>	<b>411</b>
<b>Opponents</b>	<b>39</b>	<b>22</b>	<b>13</b>	<b>4</b>	<b>36/39</b>	<b>18/26</b>	<b>1</b>	<b>326</b>

SCORING	TD	R	Pa	Rt	PAT	FG	S	TP
Smith	0	0	0	0	46/49	23/33	0	115
Morgan	13	0	12	1	0	0	0	78
Johnson	7	0	7	0	0	0	0	42
Calhoun	6	5	1	0	0	0	0	36
Francis	5	5	0	0	0	0	0	30
Cunningham	5	5	0	0	0	0	0	30
Ivory	3	1	2	0	0	0	0	18
Clark	2	2	0	0	0	0	0	12
Grogan	2	2	0	0	0	0	0	12
Hawkins	1	0	0	1	0	0	0	6
Sanford	1	0	0	1	0	0	0	6
Westbrook	1	0	1	0	0	0	0	6
Penneywell	1	0	1	0	0	0	0	6
Johnson	1	1	0	0	0	0	0	6
Jarvis	1	0	1	0	0	0	0	6
<b>Patriots</b>	<b>49</b>	<b>16</b>	<b>30</b>	<b>3</b>	<b>46/49</b>	<b>23/33</b>	<b>1</b>	<b>411</b>
<b>Opponents</b>	<b>39</b>	<b>22</b>	<b>13</b>	<b>4</b>	<b>36/39</b>	<b>18/26</b>	<b>1</b>	<b>326</b>

PASSING	ATT	CMP	YARDS	CMP%	YDS/ATT	TD	TD%	INT	INT%	LG	SK/YDS	RATING
Grogan	423	206	3286	48.7	7.77	28	6.6	20	4.7	63t	45/341	77.4
Owen	47	27	248	57.4	5.28	2	4.3	3	6.4	32	4/41	59.5
Westbrook	2	2	52	100.0	26.0	0	0.0	0	0.0	28	0/0	118.8
Cavanaugh	1	1	10	100.0	10.0	0	0.0	0	0.0	10	0/0	108.3
Hare	1	1	4	100.0	4.0	0	0.0	0	0.0	4	0/0	83.3
Jackson	1	0	0	0.0	0.0	0	0.0	0	0.0	0/0	0/0	39.6
<b>Patriots</b>	<b>475</b>	<b>237</b>	<b>3600</b>	<b>49.9</b>	<b>7.58</b>	<b>30</b>	<b>6.3</b>	<b>23</b>	<b>4.8</b>	<b>63t</b>	<b>49/382</b>	<b>76.1</b>
<b>Opponents</b>	<b>467</b>	<b>246</b>	<b>3065</b>	<b>52.7</b>	<b>6.56</b>	<b>13</b>	<b>2.8</b>	<b>20</b>	<b>4.3</b>	<b>82t</b>	<b>57/512</b>	<b>64.8</b>

SACKS: McGee 10.5, Bishop 8.5, Lunsford 8.0, Hamilton 7.0, Hawkins 7.0, Adams 6.0, Shoate 4.0, Costick 2.0, Nelson 2.0, Clayborn 1.0, Fox 1.0. Patriots 57.0, Opponents 49.0.

FIELD GOALS 1-19 20-29 30-39 40-49 50+  
Smith 0/0 6/6 11/13 6/14 0/0  
Patriots 0/0 6/6 11/13 6/14 0/0  
Opponents 0/0 7/7 5/7 5/11 4/21

Smith: (316,326) 0 (37N,47B,39G,39G) (316,316) (42N) (44N,48N,29G) (21G,29G) (48N) (42G,39G) (48N,49B,33G,37G) (42G) (24G,29G,42G) (47G,40N,32G) (28G) (47G,34N) (42G,30G).

OPPONENTS: (43N,41G) (30G) (37N) (48N) 0 (26G) 0 (53G,40G) (37G,44N) (39G,40G,37N,49N,40N) (49G) 0 (29G,26G,29G) (31G,33G,27G) (39G,25G) (24G,43S).

STARTERS:  
OFFENSE: WR Stanley Morgan (16); LT Dwight Wheeler (10), Pete Brock (6); LG John Hannah (16); C Bill Lenkaitis (16); RG Sam Adams (13), Bob Cryder (2), P Brock (1); RT Shelby Jordan (12), Garry Puetz (4); TE Russ Francis (13), Don Hasselbeck (3); WR Harold Jackson (16); QB Steve Grogan (16); RB Horace Ivory (9), Sam Cunningham (3), Andy Johnson (3), Don Calhoun (1); FB S. Cunningham (9), D. Calhoun (5), A. Johnson (2).

DEFENSE: LE Mel Lunsford (15), Richard Bishop (1); NT Ray Hamilton (16); RE R. Bishop (13), Julius Adams (2), M. Lunsford (1); LOLB Mike Hawkins (14); LILB Steve Nelson (15), Bill Matthews (1); RILB Sam Hunt (15), John Zambelin (1); ROLB Rod Shoate (14), Ray Costick, Steve King (1); LCB Raymond Clayborn (16); RCB Mike Haynes (15), Rick Sanford (1); SS Doug Beaudoin (8), Prentice McCray (5), R. Sanford (3); FS Tim Fox (16), 4th DL Tony McGee (2).

1977 Coaching Staff: Raymond Berry, Receivers, Hank Bullough, Defensive Line, Gino Cappelletti, Special Teams, Billy Kinard, Defensive Backfield, John Polonchek, QBs/Special Asst. to Head Coach, Jim Ringo, Offensive Line, Fritz Shurmur, Defensive Line, Tom Yewick, Offensive Backfield.

Pro Bowl (3): G John Hannah (3), CB Mike Haynes (4), WR Stanley Morgan (1).

## 1980 FINAL STATISTICS (10-6)

HEAD COACH: RON ERHARDT • SECOND IN AFC EAST • HOME STADIUM: SCHAEFER STADIUM

Date	W/L	Score	Opp.	Att.	RUSHING	NO	YDS	AVG	LG	TD
9/07	W	34-17	Cleveland	49,222	Ferguson	211	818	3.9	44	2
9/14	L	21-37	Atlanta	48,321	Calhoun	200	787	3.9	22t	9
9/21	W	37-31	at Seattle	61,035	Grogan	30	112	3.7	19	1
9/29	W	23-14	Denver	59,602	Ivory	42	111	2.6	20t	2
10/05	W	21-11	at N.Y. Jets	53,603	Tatupu	33	97	2.9	11	3
10/12	W	34-0	Miami	60,377	Cavanaugh	19	97	5.1	22	0
10/19	W	37-21	at Baltimore	53,924	Foreman	23	63	2.7	7	1
10/26	L	13-31	at Buffalo	75,092	Clark	9	56	6.2	15	1
11/02	W	34-21	N.Y. Jets	60,834	Jackson	5	37	7.4	16	0
11/10	L	34-38	at Houston	51,524	Morgan	4	36	9.0	16	0
11/16	L	14-17	L.A. Rams	60,609	Johnson	11	26	2.4	11	0
11/23	W	47-21	Baltimore	60,994	Hubach	1	0	0.0	0	0
11/30	L	17-21	at San Francisco	45,254	Patriots	588	2240	3.8	44	19
12/08	L	13-16	at Miami OT	63,292	Opponents	481	1876	3.9	33	12
12/14	W	24-2	Buffalo	58,324						
12/21	W	38-27	at New Orleans	38,277						

TEAM STATISTICS	PATS	OPP
<b>TOTAL FIRST DOWNS</b>	<b>319</b>	<b>270</b>
By Rushing	139	118
By Passing	154	141
By Penalty	26	11
Third Down: Md/Att.	98/210	79/214
Third Down: Eff.	46.7	36.9
<b>TOTAL NET YARDS</b>	<b>5435</b>	<b>4762</b>
Avg. per Game	339.7	297.6
Total Offensive Plays	1026	983
Avg. per Play	5.3	4.8
<b>NET YARDS RUSHING</b>	<b>2240</b>	<b>1876</b>
Total Rushing Plays	588	481
Avg. per Rush	3.8	3.9
Avg. per Game	140.0	117.3
<b>NET YARDS PASSING</b>	<b>3195</b>	<b>2886</b>
Avg. per Game	199.7	180.4
Sacked/Yards Lost	25/200	44/346
Gross Yards Passing	3395	3232
Att./Completions	413/240	458/266
Completion Pct.	58.1	58.1
Had Intercepted	27	24
<b>PUNTS/AVERAGE</b>	<b>63/38.0</b>	<b>92/41.0</b>
<b>PUNT RETURNS/AVG</b>	<b>28/8.5</b>	<b>60/8.6</b>
<b>NET PUNTING AVG.</b>	<b>33.6</b>	<b>33.3</b>
<b>PENALTIES/YARDS</b>	<b>79/696</b>	<b>92/833</b>
<b>FUMBLES/BALLS LOST</b>	<b>19/9</b>	<b>31/10</b>
<b>TOUCHDOWNS</b>	<b>52</b>	<b>40</b>
Rushing	19	12
Passing	27	28
Returns	6	0

SCORE BY PERIODS	1	2	3	4	OT	TOTAL
Patriots	77	132	110	122	0	441
Opponents	64	97	156	105	3	325

SCORING	TD	Ru	Pa	Rt	PAT	FG	S	TP
Smith	0	0	0	0	51/51	26/34	0	129
Calhoun	9	0	0	0	0	0	0	54
Francis	8	0	0	0	0	0	0	48
Morgan	6	0	0	0	0	0	0	36
Jackson	5	0	0	0	0	0	0	30
Hasselbeck	4	0	0	0	0	0	0	24
Ivory	3	2	0	0	0	0	0	18
Johnson	3	0	0	0	0	0	0	18
Tatupu	3	3	0	0	0	0	0	18
Clark	2	1	0	1	0	0	0	12
Ferguson	2	2	0	0	0	0	0	12
Foreman	1	1	0	0	0	0	0	6
Grogan	1	1	0	0	0	0	0	6
Pennywell	1	0	1	0	0	0	0	6
Haynes	1	0	0	1	0	0	0	6
James	1	0	0	1	0	0	0	6
Shoate	1	0	0	1	0	0	0	6
Sanford	1	0	0	1	0	0	0	6
<b>Team</b>	<b>0</b>	<b>0</b>	<b>0</b>	<b>0</b>	<b>0/1</b>	<b>0/0</b>	<b>0</b>	<b>0</b>
<b>Patriots</b>	<b>52</b>	<b>19</b>	<b>27</b>	<b>6</b>	<b>51/52</b>	<b>26/34</b>	<b>0</b>	<b>441</b>
<b>Opponents</b>	<b>40</b>	<b>12</b>	<b>28</b>	<b>0</b>	<b>39/40</b>	<b>14/20</b>	<b>2</b>	<b>325</b>

PASSING	ATT	CMP	YARDS	CMP%	YDS/ATT	TD	TD%	INT	INT%	LG	SK/YDS	RATING
Grogan	306	175	2475	57.2	8.09	18	5.9	22	7.2	71	17/138	73.1
Cavanaugh	105	63	885	60.0	8.43	9	8.6	5	4.8	40	8/62	95.9
Jackson	2	2	35	100.0	17.5	0	0.0	0	0.0	23	0/0	118.8
<b>Patriots</b>	<b>413</b>	<b>240</b>	<b>3395</b>	<b>58.1</b>	<b>8.22</b>	<b>27</b>	<b>6.5</b>	<b>27</b>	<b>6.5</b>	<b>71</b>	<b>25/200</b>	<b>79.3</b>
<b>Opponents</b>	<b>458</b>	<b>266</b>	<b>3232</b>	<b>58.1</b>	<b>7.06</b>	<b>28</b>	<b>6.1</b>	<b>24</b>	<b>5.2</b>	<b>79t</b>	<b>44/346</b>	<b>78.4</b>

KICK RETURNS	NO	YDS	AVG	LG	TD
Ivory	36	992	27.6	98t	1
Brown	9	156	17.3	26	0
Currier	6	98	16.3	26	0
Westbrook	1	14	14.0	14	0
Clark	3	21	7.0	13	0
Pennywell	1	0	0.0	0	0
<b>Patriots</b>	<b>56</b>	<b>1281</b>	<b>22.9</b>	<b>89t</b>	<b>1</b>
<b>Opponents</b>	<b>90</b>	<b>1649</b>	<b>18.3</b>	<b>35</b>	<b>0</b>

**SACKS:** Adams 9.0, Hamilton 8.0, McGee 7.5, Shoate 6.0, Bishop 5.5, Zamberlin 2.5, Hawkins 2.0, Haynes 1.0, McGrew 1.0, Sanford 1.0, McDougald 0.5. Patriots 44.0, Opponents 25.0.

FIELD GOALS	1-19	20-29	30-39	40-49	50+
Smith	2-2	11-11	10-14	3-7	0-0
<b>Patriots</b>	<b>2-2</b>	<b>11-11</b>	<b>10-14</b>	<b>3-7</b>	<b>0-0</b>
<b>Opponents</b>	<b>0-0</b>	<b>8-8</b>	<b>4-8</b>	<b>2-3</b>	<b>0-1</b>

**Smith:** (37G, 35G) (19G, 30G, 44W, 29G) (26G, 19G, 36G) (130G, 34W, 36G) (27G, 29G, 37G) (41G, 32G) (21G, 27G, 44W) (26G, 44G, 32B) (47S) (22G, 35G) (37W, 42G) (23G, 33G, 35B) (40W, 27G) (22G).

**OPPONENTS:** (25G) (26G, 27G, 39G) (33G) (73S) (49B, 39W, 40G) (135W) (23G, 39W) (145G) (29G) (39W) (127G, 24G, 23G) (130G, 38G).

## STARTERS:

**OFFENSE:** WR Stanley Morgan (16); LT Dwight Wheeler (15), Garry Puetz (1); LG John Hannah (16); C Bill Lenkaitis (16); RG Sam Adams (15), Bob Cryder (1); RT Shelby Jordan (16); TE Russ Francis (15), Don Hasselbeck (1); WR Harold Jackson (16); QB Steve Grogan (12), Matt Cavanaugh (4); RB Vagas Ferguson (16); FB Don Calhoun (16).

**DEFENSE:** LE Mel Lunsford (12), Richard Bishop (4); NT Ray Hamilton (15), R. Bishop (1); RE Julius Adams (16); LOLB Mike Hawkins (16), LILB Steve Nelson (16); RILB John Zamberlin (13), Bob Golic (3); ROLB Rod Shoate (16); LCB Raymond Clayborn (15), Mike Haynes (1); RCB M. Haynes (11), Rick Sanford (4), R. Clayborn (1); SS Roland James (10), R. Sanford (6); FS Tim Fox (16).

**1980 Coaching Staff:** Raymond Berry, Receivers, Gino Cappelletti, Special Teams, Billy Kinard, Defensive Backfield, Bill Parcels, Linebackers, John Polonchek, QBs/ Special Asst. to Head Coach, Jim Ringo, Offensive Line, Fritz Shurmur, Defensive Coordinator/Line, Tom Yewick, Offensive Backfield.

**Pro Bowl (7):** DE Julius Adams (1), FS Tim Fox (1), G John Hannah (5), CB Mike Haynes (5), WR Stanley Morgan (2), LB Steve Nelson (1), K John Smith (1).

# 1981 FINAL STATISTICS (2-14)

HEAD COACH: RON ERHARDT • FIFTH IN AFC EAST • HOME STADIUM: SCHAEFER STADIUM

Date	W/L	Score	Opp.	Att.	RUSHING	NO	YDS	AVG	LG	TD	KICK RETURNS	NO	YDS	AVG	LG	TD
9/06	L	28-29	Baltimore	49,572	Collins	204	873	4.3	29	7	Collins	39	773	19.8	30	0
9/13	L	3-13	at Philadelphia	71,089	Ferguson	78	340	4.4	19t	3	Toler	9	148	16.4	32	0
9/21	L	21-35	Dallas	60,311	Cunningham	86	269	3.1	12	4	Sanford	4	82	20.5	27	0
9/27	L	21-27	at Pittsburgh OT	53,344	Calhoun	57	205	3.6	33	2	Johnson	3	53	17.7	19	0
10/04	W	33-17	Kansas City	55,931	Tatupu	38	201	5.3	43	2	Dombroski	2	45	22.5	24	0
10/11	L	24-28	at N.Y. Jets	55,093	Cavanaugh	17	92	5.4	11	3	Calhoun	2	38	19.0	22	0
10/18	W	38-10	Houston	60,474	Grogan	12	49	4.1	24t	2	K. Lee	2	20	10.0	16	0
10/25	L	22-24	at Washington	50,394	Morgan	2	21	10.5	11	0	Ivory	1	19	19.0	19	0
11/01	L	17-27	at Oakland	44,246	Pennywell	1	3	3.0	3	0	Hasselbeck	1	7	7.0	7	0
11/08	L	27-30	Miami OT	60,436	Johnson	2	1	0.5	5	0	Matthews	1	5	5.0	5	0
11/15	L	6-17	N.Y. Jets	45,342	Jackson	2	-14	-7.0	-5	0	Hamilton	1	0	0.0	0	0
11/22	L	17-20	at Buffalo	71,593	<b>Patriots</b>	<b>499</b>	<b>2040</b>	<b>4.1</b>	<b>43</b>	<b>23</b>	<b>Patriots</b>	<b>65</b>	<b>1190</b>	<b>18.3</b>	<b>32</b>	<b>0</b>
11/29	L	20-27	St. Louis	39,946	<b>Opponents</b>	<b>644</b>	<b>2950</b>	<b>4.6</b>	<b>75t</b>	<b>20</b>	<b>Opponents</b>	<b>68</b>	<b>1326</b>	<b>19.5</b>	<b>53</b>	<b>0</b>
12/06	L	14-24	at Miami	50,421												
12/13	L	10-19	Buffalo	42,549												
12/20	L	21-23	at Baltimore	17,073												

## TEAM STATISTICS

TOTAL FIRST DOWNS	PATS	OPP
By Rushing	124	160
By Passing	166	148
By Penalty	16	20
Third Down: Mid/Att.	77/208	100/230
Third Down: Eff.	37.0	43.5
<b>TOTAL NET YARDS</b>	<b>5623</b>	<b>5827</b>
Avg. per game	351.4	364.2
Total Offensive Plays	1026	1103
Avg. per Play	5.5	5.3
<b>NET YARDS RUSHING</b>	<b>2040</b>	<b>2950</b>
Total Rushing Plays	499	644
Avg. per Rush	4.1	4.5
Avg. per game	127.5	184.4
<b>NET YARDS PASSING</b>	<b>3583</b>	<b>2877</b>
Avg. per game	223.9	179.8
Sacked/Yards Lost	45/321	20/175
Gross Yards Passing	3904	3052
Att./Completions	482/254	439/243
Completion Pct.	52.7	55.3
Had Intercepted	34	16
<b>PUNTS/AVERAGE</b>	<b>75/39.3</b>	<b>74/38.8</b>
<b>NET PUNTING AVG.</b>	<b>31.8</b>	<b>34.5</b>
<b>PENALTIES/YARDS</b>	<b>88/725</b>	<b>86/763</b>
<b>FUMBLES/BALLS LOST</b>	<b>32/16</b>	<b>34/17</b>
<b>TOUCHDOWNS</b>	<b>40</b>	<b>42</b>
Rushing	23	20
Passing	17	18
Returns	0	4

SCORE BY PERIODS	1	2	3	4	OT	TOTAL
Patriots	68	92	67	95	0	322
Opponents	78	117	90	76	9	370

SCORING	TD	Ru	Pa	Rt	PAT	FG	S	TP
Smith	0	0	0	0	3/39	15/24	0	82
Collins	7	7	0	0	0	0	0	42
Morgan	6	0	6	0	0	0	0	36
Hasselbeck	6	0	6	0	0	0	0	36
Cunningham	4	4	0	0	0	0	0	24
Cavanaugh	3	3	0	0	0	0	0	18
Ferguson	3	3	0	0	0	0	0	18
Tatupu	3	2	1	0	0	0	0	18
Calhoun	2	2	0	0	0	0	0	12
Grogan	2	2	0	0	0	0	0	12
Westbrook	2	0	2	0	0	0	0	12
Pennywell	1	0	1	0	0	0	0	6
Johnson	1	0	1	0	0	0	0	6
Team	0	0	0	0	0/1	0/0	0	0
<b>Patriots</b>	<b>40</b>	<b>23</b>	<b>17</b>	<b>0</b>	<b>37/40</b>	<b>15/24</b>	<b>0</b>	<b>322</b>
<b>Opponents</b>	<b>42</b>	<b>20</b>	<b>18</b>	<b>4</b>	<b>39/41</b>	<b>25/39</b>	<b>2</b>	<b>370</b>

PASSING	ATT	CMP	YARDS	CMP%	YDS/ATT	TD	TD%	INT	INT%	LG	SK/YDS	RATING
Cavanaugh	219	115	1633	52.5	7.46	5	2.3	13	5.9	65	24/165	59.8
Grogan	216	117	1859	54.2	8.61	7	3.2	16	7.4	76t	19/137	63.0
Owen	36	15	218	41.7	6.05	1	2.8	4	11.1	28	2/19	31.7
Johnson	9	7	194	77.7	21.5	4	44.0	1	11.1	66t	0/0	118.8
Jackson	1	0	0	0.0	0.00	0	0.0	0	0.0	0	0/0	39.6
Collins	1	0	0	0.0	0.00	0	0.0	0	0.0	0	0/0	39.6
<b>Patriots</b>	<b>482</b>	<b>254</b>	<b>3904</b>	<b>52.7</b>	<b>8.10</b>	<b>17</b>	<b>3.5</b>	<b>34</b>	<b>7.0</b>	<b>76t</b>	<b>45/321</b>	<b>62.1</b>
<b>Opponents</b>	<b>439</b>	<b>243</b>	<b>3052</b>	<b>55.3</b>	<b>6.95</b>	<b>18</b>	<b>4.1</b>	<b>16</b>	<b>3.6</b>	<b>55</b>	<b>20/175</b>	<b>57.7</b>

RECEIVING	NO	YDS	AVG	LG	TD
Hasselbeck	46	808	17.6	51	6
Morgan	44	1029	23.4	76t	6
Jackson	39	669	17.2	45	0
Johnson	39	429	11.0	36	1
Collins	26	232	9.0	22	0
Tatupu	12	132	11.0	41	1
Cunningham	12	92	7.7	12	0
Dawson	7	126	18.0	42	0
Westbrook	7	122	17.4	32	2
Calhoun	7	71	10.1	20	0
Toler	5	70	14.0	23	0
Ferguson	4	39	9.8	20	0
Pennywell	3	49	16.3	22t	1
Grogan	2	27	13.5	16	0
Cavanaugh	1	9	9.0	9	0
<b>Patriots</b>	<b>254</b>	<b>3904</b>	<b>15.4</b>	<b>76t</b>	<b>17</b>
<b>Opponents</b>	<b>243</b>	<b>3052</b>	<b>12.6</b>	<b>55</b>	<b>18</b>

INTERCEPTIONS	NO	YDS	AVG	LG	TD
Sanford	3	28	9.3	21	0
Fox	3	20	6.7	20	0
Clayborn	2	39	19.5	39	0
James	2	29	14.5	21	0
Buben	1	49	49.0	49	0
Hawkins	1	16	16.0	16	0
Zamberlin	1	11	11.0	11	0
Haynes	1	3	3.0	3	0
Shoate	1	0	0.0	0	0
K. Lee	1	0	0.0	0	0
<b>Patriots</b>	<b>16</b>	<b>195</b>	<b>12.2</b>	<b>49</b>	<b>0</b>
<b>Opponents</b>	<b>34</b>	<b>570</b>	<b>16.8</b>	<b>67</b>	<b>1</b>

PUNTING	NO	YDS	AVG	LG	TB	IN20	BLK
Camarrillo	47	1959	41.7	9	12	75	0
Hubach	19	726	38.2	2	2	56	0
Hartley	9	266	30.0	2	0	41	0
<b>Patriots</b>	<b>75</b>	<b>2951</b>	<b>39.3</b>	<b>13</b>	<b>14</b>	<b>75</b>	<b>0</b>
<b>Opponents</b>	<b>74</b>	<b>2872</b>	<b>38.8</b>	<b>6</b>	<b>22</b>	<b>65</b>	<b>0</b>

PUNT RETURNS	NO	FC	YDS	AVG	LG	TD
Morgan	15	4	116	7.7	26	0
James	7	2	56	8.0	18	0
Haynes	6	1	12	2.0	6	0
Collins	3	0	15	5.0	15	0
<b>Patriots</b>	<b>31</b>	<b>7</b>	<b>199</b>	<b>6.4</b>	<b>26</b>	<b>0</b>
<b>Opponents</b>	<b>35</b>	<b>8</b>	<b>305</b>	<b>8.7</b>	<b>75t</b>	<b>1</b>

**SACKS:** McGee 5.5, Bishop 4.5, Lee 3.0, Adams 3.0, Shoate 2.0, Hawkins 1.0, Hamilton 1.0. Patriots 20.0, Opponents 45.0.

## FIELD GOALS

FIELD GOALS	1-19	20-29	30-39	40-49	50+
Smith	0-0	7-7	2-6	5-7	1-4
Patriots	0-0	7-7	2-6	5-7	1-4
Opponents	1-1	11-12	6-10	6-14	1-2

**Smith:** (50W,39W) (22G) (43S) 0 (50G,43G) (22G) (32W,21G) (25G,22G,46G,53S) (38G) (27G,34G) (42G,29G) (43G, 35B) (39W) (49N, 50N) (42G) 0.

**OPPONENTS:** (48G,19G,35G) (46G,22G,44W) (26G,40W,26G,27G,25G) (39W,48W) (40W,35G) (50W,43W) (42G) (40B,34G) (51G,27W,26G) (24G,26G,30G) (47G,39W) (28G,42W,23G,38W) (44G,45G) (32G,37N) (29G) (30G,46S).

## STARTERS:

**OFFENSE:** WR Stanley Morgan (13), Carlos Pennywell (2), Don Westbrook (1); LT Dwight Wheeler (11), Brian Holloway (5); LG John Hannah (16); C Pete Brock (16); RG Bob Cryder (15), Gary Puetz (1); RT Shelby Jordan (16); TE Don Hasselbeck (14), Lin Dawson (2); WR Harold Jackson (15); QB Matt Cavanaugh (8), Steve Grogan (7), Tom Owen (1); RB Tony Collins (11), Vagas Ferguson (5); FB Sam Cunningham (8), Don Calhoun (7), Mosi Tatupu (1); 3rd TE L. Dawson (1).

**DEFENSE:** LE Tony McGee (9), Mark Buben (4), John Lee (3); RT Richard Bishop (16); RE Julius Adams (16); LOLB Mike Hawkins (15), Steve King (1); LILB Steve Nelson (12), Bob Golic (4); RILB Bill Matthews (9), B. Golic (5), J. Lee (1), John Zamberlin (1); ROLB Rod Shoate (16); LCB Raymond Clayborn (16); RCB Mike Haynes (6), Keith Lee (6), Roland James (3), Rick Sanford (1); SS R. Sanford (13), R. James (3); FS Tim Fox (16).

**1981 Coaching Staff:** Raymond Berry, Receivers, Gino Cappelletti, Special Teams, Bobby Grier, Offensive Backfield, Rick Lantz, Linebackers, Babe Parilli, Quarterbacks, Jim Ringo, Offensive Line, Dick Roach, Defensive Backs, Fritz Shurmur, Defensive Coordinator/Line.

**Pro Bowl (1):** G John Hannah (5).

# 1982 FINAL STATISTICS (5-4)

HEAD COACH: RON MEYER • THIRD IN AFC EAST • HOME STADIUM: SCHAEFER STADIUM

Date	W/L	Score		Opp.	Att.
9/12	W	24-13	at	Baltimore	39,055
9/19	L	7-31		N.Y. Jets	53,515
11/21	L	7-10	at	Cleveland	47,281
11/28	W	29-21		Houston	33,602
12/05	L	13-26	at	Chicago	36,973
12/12	W	3-0		Miami	25,716
12/19	W	16-0	at	Seattle	53,457
12/26	L	14-37	at	Pittsburgh	50,515
1/02	W	30-19		Buffalo	36,218
<b>AFC PLAYOFFS</b>					
1/08	L	13-28	at	Miami	68,842

TEAM STATISTICS		PATS	OPP				
TOTAL FIRST DOWNS		146	185				
By Rushing		74	87				
By Passing		63	88				
By Penalty		9	10				
Third Down: Md/Att.	37/109	47/122					
Third Down: Eff.	33.9	38.5					
Fourth Down: Md/Att.	4/7	5/8					
Fourth Down: Eff.	57.1	62.5					
TOTAL NET YARDS		2633	2808				
Avg. per Game		292.6	312.0				
Total Offensive Plays		526	602				
Avg. per Play		5.0	4.6				
NET YARDS RUSHING		1347	1289				
Total Rushing Plays		324	315				
Avg. per Rush		4.2	4.1				
Avg. per Game		149.7	143.2				
NET YARDS PASSING		1286	1519				
Avg. per Game		142.9	168.8				
Sacked/Yards Lost	15/134	20/172					
Gross Yards Passing	1420	1691					
Att./Completions	187/93	267/142					
Completion Pct.	49.7	53.2					
Had Intercepted	9	12					
PUNTS/AVERAGE		49/43.7	43/39.7				
NET PUNTING AVG.		37.7	33.7				
PENALTIES/YARDS		53/412	39/290				
FUMBLES/BALLS LOST		16/18	19/11				
TOUCHDOWNS		17	18				
Rushing		3	9				
Passing		12	9				
Returns		2	0				
SCORE BY PERIODS		1	2	3	4	OT TOTAL	
Patriots		23	33	37	50	0	143
Opponents		34	49	13	61	0	157

<b>SCORING</b>	<b>TD</b>	<b>Ru</b>	<b>Pa</b>	<b>Rt</b>	<b>PAT</b>	<b>FG</b>	<b>S</b>	<b>TP</b>
Smith	0	0	0	0	6/7	5/8	0	21
Collins	3	1	2	0	0	0	0	18
Morgan	3	0	3	0	0	0	0	18
Toler	2	0	2	0	0	0	0	12
Miller	0	0	0	0	4/4	2/3	0	10
Robinson	0	0	0	0	5/5	1/2	0	8
Bradshaw	1	0	1	0	0	0	0	6
Brown	1	0	1	0	0	0	0	6
Dawson	1	0	1	0	0	0	0	6
Grogan	1	1	0	0	0	0	0	6
Hasselbeck	1	0	1	0	0	0	0	6
Sanford	1	0	0	1	0	0	0	6
R. Smith	1	0	0	1	0	0	0	6
van Egghen	1	0	1	0	0	0	0	6
Weathers	1	1	0	0	0	0	0	6
Crump	0	0	0	0	0	0	1	2
Team	0	0	0	0	0/1	0/0	0	0
Patriots	17	3	12	2	15/17	8/13	1	143
Opponents	18	9	9	0	17/18	10/15	1	157

<b>RUSHING</b>	<b>NO</b>	<b>YDS</b>	<b>AVG</b>	<b>LG</b>	<b>TD</b>
Collins	164	632	3.9	54	1
van Egghen	82	386	4.7	17	0
Tatupu	30	168	5.6	26	0
Weathers	24	83	3.5	18	1
Grogan	9	42	4.7	19	1
Cunningham	9	21	2.3	4	0
Ferguson	1	5	5.0	5	0
Toler	1	4	4.0	4	0
Cavanaugh	2	3	1.5	3	0
Morgan	2	3	1.5	3	0
Patriots	324	1347	4.2	54	3
Opponents	315	1289	4.1	48	9

<b>RECEIVING</b>	<b>NO</b>	<b>YDS</b>	<b>AVG</b>	<b>LG</b>	<b>TD</b>
Morgan	28	584	20.9	75t	3
Collins	19	187	9.8	33	2
Hasselbeck	15	158	10.5	41	1
Dawson	13	160	12.3	26	1
Bradshaw	6	111	18.5	48	1
Brown	4	114	28.5	41	1
Weathers	3	24	8.0	22	0
Toler	2	63	31.5	33t	2
van Egghen	2	14	7.0	9	1
Jones	1	5	5.0	5	0
Patriots	93	1420	15.3	75t	12
Opponents	142	1691	11.9	46t	9

<b>INTERCEPTIONS</b>	<b>NO</b>	<b>YDS</b>	<b>AVG</b>	<b>LG</b>	<b>TD</b>
Haynes	4	26	6.5	26	0
James	3	12	4.0	12	0
Sanford	2	105	52.5	99t	1
Blackmon	2	7	3.5	7	0
Clayborn	1	26	26.0	26	0
Patriots	12	176	14.7	99t	1
Opponents	9	100	11.1	44	0

<b>PUNTING</b>	<b>NO</b>	<b>YDS</b>	<b>AVG</b>	<b>TB</b>	<b>IN20</b>	<b>LG</b>	<b>BLK</b>
Camarillo	49	2140	43.7	5	10	76	0
Patriots	49	2140	43.7	5	10	76	0
Opponents	43	1709	39.7	6	12	81	0

<b>PUNT RETURNS</b>	<b>NO</b>	<b>FC</b>	<b>YDS</b>	<b>AVG</b>	<b>LG</b>	<b>TD</b>
Smith, R.	16	8	139	8.7	19	0
Patriots	16	8	139	8.7	19	0
Opponents	26	9	191	7.3	21	0

<b>KICK RETURNS</b>	<b>NO</b>	<b>YDS</b>	<b>AVG</b>	<b>LG</b>	<b>TD</b>
Smith, R.	24	567	23.6	98t	1
Taylor	2	46	23.0	27	0
Dombroski	1	19	19.0	19	0
Lee	1	14	14.0	14	0
Patriots	28	646	23.1	98t	1
Opponents	32	614	19.2	46	0

**SACKS:** Blackmon 4.5, Sims 3.0, Adams 2.0, James 2.0, Weishuhn 2.0, Williams, L. 2.0, McGrew 1.5, Crump 1.0, Henson 1.0, Zamberlin 1.0. Patriots 20.0, Opponents 15.0.

<b>FIELD GOALS</b>	<b>1-19</b>	<b>20-29</b>	<b>30-39</b>	<b>40-49</b>	<b>50+</b>
Smith	0-1	2-2	2-2	1-3	0-0
Miller	0-0	2-2	0-1	0-0	0-0
Robinson	1-1	0-1	0-0	0-0	0-0
Patriots	0-1	5-5	2-4	1-3	0-0
Opponents	0-0	4-4	2-3	4-5	0-3

**Robinson:** (246) 0 (33N).

**Miller:** (236,256) (368).

**Smith:** (18N,33G) (216,418,376,48W,236) 0 (42G).

**OPPONENTS:** (49G,37WR,30G) (30G) (24G) (52S) (53W,43G) (45B) (52B) (216,256,44G) (46G,256).

## STARTERS:

**OFFENSE:** WR Stanley Morgan (9); LT Brian Holloway (9); LG John Hannah (8), Bob Cryder (1); C Pete Brock (9); RG Ron Wooten (7), B. Cryder (2); RT Shelby Jordan (9); TE Don Hassleback (5), Lin Dawson (4); WR Morris Bradshaw (5), Preston Brown (4); QB Steve Grogan (6), Matt Cavanaugh (3); RB Tony Collins (9); FB Mark van Egghen (5), Sam Cunningham (2), Robert Weathers (2).

**DEFENSE:** LE Kenneth Sims (9); NT Lester Williams (9); Julius Adams (9); LOLB Lawrence McGrew (8), Andre Tippett (1); LILB Steve Nelson (9); RILB Clayton Weishuhn (9); Don Blackmon (9); LCB Mike Haynes (9) RCB Raymond Clayborn (9); SS Roland James (7), Keith Lee (2); FS Rick Sanford (9).

**1982 Coaching Staff:** Tommy Brasher, Linebackers, Clev Bryant, Offensive Backfield, LeBaron Caruthers, Strength/ Conditioning, Steve Endicott, Receivers, Lew Erber, QB's/Offensive Coordinator, Jim Mora, Defensive Coordinator, Bill Muir, Offensive Line, Dante Scarnecchia, Special Teams/TE's, Steve Sidwell, Linebackers, Steve Walters, Defensive Backs.

**Pro Bowl (2):** G John Hannah (6), CB Mike Haynes (6).

<b>PASSING</b>	<b>ATT</b>	<b>CMP</b>	<b>YARDS</b>	<b>CMP%</b>	<b>YDS/ATT</b>	<b>TD</b>	<b>TD%</b>	<b>INT</b>	<b>INT%</b>	<b>LG</b>	<b>SK/YDS</b>	<b>RATING</b>
Grogan	122	66	930	54.1	7.62	7	5.7	4	3.3	62t	8/48	84.4
Cavanaugh	60	27	490	45.0	8.17	5	8.3	5	8.3	75t	7/86	66.7
Flick	5	0	0	0.0	0.00	0	0.0	0	0.0	-	0/0	39.6
Patriots	187	93	1420	49.7	7.59	12	6.4	9	4.8	75t	15/134	76.5
Opponents	267	142	1691	53.2	6.33	9	3.4	12	4.5	46t	20/172	65.3

# 1983 FINAL STATISTICS (8-8)

HEAD COACH: RON MEYER • TIED SECOND IN AFC EAST • HOME STADIUM: SULLIVAN STADIUM

Date	W/L	Score	Opp.	Att.	RUSHING	NO	YDS	AVG	LG	TD
9/04	L	23-29	Baltimore (OT)	45,526	Collins	219	1049	4.8	50t	10
9/11	L	24-34	at Miami	59,343	Tatupu	106	578	5.5	55	4
9/18	W	23-13	N.Y. Jets	43,182	R. Weathers	73	418	5.7	77	1
9/25	W	28-23	at Pittsburgh	58,282	van Egghen	95	358	3.8	11	2
10/02	L	13-33	San Francisco	54,293	Grogan	23	108	4.7	17	2
10/09	L	7-12	at Baltimore	35,618	Eason	19	39	2.1	12	0
10/16	W	37-21	San Diego	59,016	C. Weathers	1	28	28.0	28	0
10/23	W	31-0	at Buffalo	60,424	Kerrigan	1	14	14.0	14	0
10/30	L	13-24	at Atlanta	47,546	Morgan	1	13	13.0	13	0
11/06	W	21-7	Buffalo	42,604	<b>Patriots</b>	<b>538</b>	<b>2605</b>	<b>4.8</b>	<b>77</b>	<b>19</b>
11/13	W	17-6	Miami	60,771	<b>Opponents</b>	<b>549</b>	<b>2281</b>	<b>4.2</b>	<b>29</b>	<b>9</b>
11/20	L	0-30	Cleveland	40,987						
11/27	L	3-26	at N.Y. Jets	48,620						
12/04	W	7-0	New Orleans	24,579						
12/11	W	21-7	at L.A. Rams	46,503						
12/18	L	6-24	at Seattle	59,688						

TEAM STATISTICS		PATS	OPP
<b>TOTAL FIRST DOWNS</b>		<b>284</b>	<b>326</b>
By Rushing	130	129	
By Passing	138	172	
By Penalty	16	25	
Third Down: Mdl/Att.	82/205	101/234	
Third Down: Eff.	40.0	43.1	
Fourth Down: Mdl/Att.	4/12	8/19	
Fourth Down: Eff.	33.3	42.1	
<b>TOTAL NET YARDS</b>	<b>5311</b>	<b>5576</b>	
Avg. per Game	331.9	348.5	
Total Offensive Plays	995	1102	
Avg. per Play	5.3	5.1	
<b>NET YARDS RUSHING</b>	<b>2605</b>	<b>2281</b>	
Total Rushing Plays	538	549	
Avg. per Rush	4.8	4.2	
Avg. per Game	162.8	142.6	
<b>NET YARDS PASSING</b>	<b>2706</b>	<b>3295</b>	
Avg. per Game	169.1	205.9	
Sacked/Yards Lost	45/334	39/270	
Gross Yards Passing	3040	3565	
Att./Completions	412/220	514/277	
Completion Pct.	53.4	53.9	
Had Intercepted	18	17	
<b>PUNTS/AVERAGE</b>	<b>81/44.6</b>	<b>78/42.0</b>	
<b>NET PUNTING AVG.</b>	<b>37.1</b>	<b>34.8</b>	
<b>PENALTIES/YARDS</b>	<b>90/815</b>	<b>84/674</b>	
<b>FUMBLES/BALLS LOST</b>	<b>47/20</b>	<b>30/19</b>	
<b>TOUCHDOWNS</b>	<b>36</b>	<b>31</b>	
Rushing	19	9	
Passing	16	19	
Returns	1	3	

SCORE BY PERIODS	1	2	3	4	OT	TOTAL
Patriots	53	71	40	110	0	274
Opponents	47	110	67	59	6	289

SCORING	TD	Ru	Pa	Rt	PAT	FG	S	TP
Collins	10	10	0	0				60
Ramsey	6	0	0	0				36
Steinfurt	0	0	0	0	16/17	6/15		34
Tatupu	5	4	1	0				30
Smith	0	0	0	0	12/15	3/6		21
C. Weathers	3	0	3	0				18
Grogan	2	2	0	0				12
Morgan	2	0	2	0				12
Starring	2	0	2	0				12
van Egghen	2	2	0	0				12
Dawson	1	0	1	0				6
Jones	1	0	1	0				6
R. Weathers	1	1	0	0				6
Weishuhn	1	0	1	0				6
Zendejas	0	0	0	0	3/4	0/1		3
<b>Patriots</b>	<b>36</b>	<b>19</b>	<b>16</b>	<b>1</b>	<b>31/36</b>	<b>9/22</b>	<b>0</b>	<b>274</b>
<b>Opponents</b>	<b>31</b>	<b>9</b>	<b>19</b>	<b>3</b>	<b>29/30</b>	<b>24/31</b>	<b>1</b>	<b>289</b>

PASSING	ATT	CMP	YARDS	CMP%	YDS/ATT	TD	TD%	INT	INT%	LG	SK/YDS	RATING
Grogan	303	168	2411	55.4	7.95	15	4.9	12	3.9	76t	29/195	81.4
Eason	95	46	557	48.4	5.86	1	1.0	5	5.2	35	16/139	48.4
Kerrigan	14	6	72	42.9	5.14	0	0.0	1	7.1	19	0/0	29.5
<b>Patriots</b>	<b>412</b>	<b>220</b>	<b>3040</b>	<b>53.4</b>	<b>7.37</b>	<b>16</b>	<b>4.3</b>	<b>18</b>	<b>4.3</b>	<b>76t</b>	<b>45/334</b>	<b>72.1</b>
<b>Opponents</b>	<b>514</b>	<b>277</b>	<b>3565</b>	<b>53.9</b>	<b>6.93</b>	<b>19</b>	<b>3.6</b>	<b>17</b>	<b>3.3</b>	<b>68t</b>	<b>39/270</b>	<b>74.4</b>

FIELD GOALS	1-19	20-29	30-39	40-49	50+
Steinfurt	0-0	3-4	3-5	0-6	0-0
Smith	0-0	1-1	1-4	1-1	0-0
Zendejas	0-0	0-0	0-0	0-1	0-0
Patriots	0-0	4-5	4-9	1-8	0-0
<b>Opponents</b>	<b>2-2</b>	<b>12-13</b>	<b>6-8</b>	<b>1-2</b>	<b>3-6</b>

Smith: (36WR, 33WL, 39G) (22G) (43G) 0 (37WR).

Steinfurt: (41WL) (35G, 20G, 32G) (47WL, 48WR, 22G) 0 (46B) (44WR, 20G) 1 (39WL, 33G) (37S, 48WL, 24WL).

Zendejas: (41WL) 0.

OPPONENTS: (25G, 52G, 33G) (28G, 23G) 0 (20G, 34G, 28G) (45G, 35G, 36G, 24G) (52G) 0 (54WL, 47WL) (23G) (24WL) (52G, 29G, 53WL) (22G, 20G, 20G) (18G, 34G, 35G, 19G) (35WL) (41WL) (29G, 34WR).

SACKS: Tippet 8.5, Adams 8.0, Owens 4.0, Blackmon 3.5, Browning 2.0, James 2.0, McGrew 2.0, Rembert 2.0, Weishuhn 2.0, Williams, I. 2.0, Nelson 1.0, Williams, L. 1.0, Harris 0.5, Rogers 0.5. Patriots 39.0, Opponent 45.0.

## STARTERS:

OFFENSE: WR Stanley Morgan (16); LT Brian Holloway (16); LG John Hannah (16); C Pete Brock (13), Dwight Wheeler (3); RG Ron Wooten (16); RT Bob Cryder (14), Darryl Haley (2); TE Lin Dawson (10), Derrick Ramsey (6); WR Cedric Jones (12), Stephen Starring (3); QB Steve Grogan (12), Tony Eason (4); RB Tony Collins (16); FB Mark van Egghen (10), Robert Weathers (5), Mosi Tatupu (1); 2nd TE Derrick Ramsey (1).

DEFENSE: LE Toby Williams (10), Kenneth Sims (2), Marshall Harris (2), Ron Spears (1), Lester Williams (1); NT Dennis Owens (14), Luther Henson (2); RE Julius Adams (16); LOLB Andre Tippet (12), Larry McGrew (4); LILB Johnny Rembert (8), Steve Nelson (7), Tim Golden (1); RILB Clayton Weishuhn (16); ROLB Don Blackmon (14), L. McGrew (1), A. Tippet (1); LCB Ronnie Lippett (16); RCB Raymond Clayborn (16); SS Roland James (16); FS Rick Sanford (16).

1983 Coaching Staff: Tommy Brasher, Linebackers, Cleve Bryant, Offensive Backfield, LeBaron Caruthers, Strength/ Conditioning, Steve Endicott, Receivers, Lew Erber, QB's/Offensive Coordinator, Bill Muir, Offensive Line, Rod Rust, Defensive Coordinator, Dante Scarnechia, Special Teams/TE's, Steve Sidwell, Linebackers, Steve Walters, Defensive Backs.

Pro Bowl (5): P Rich Camarillo (1), CB Raymond Clayborn (1), RB Tony Collins (1), G John Hannah (7), T Brian Holloway (1).

# 1984 FINAL STATISTICS (9-7)

HEAD COACH: RON MEYER (5-3), RAYMOND BERRY (4-4) • SECOND IN AFC EAST • HOME STADIUM: SULLIVAN STADIUM

Date	W/L	Score	Opp.	Att.
9/02	W	21-17	at Buffalo	48,528
9/09	L	7-28	at Miami	66,083
9/16	W	38-23	Seattle	43,340
9/23	L	10-26	Washington	60,503
9/30	W	28-21	at N.Y. Jets	68,978
10/07	W	17-16	at Cleveland	53,036
10/14	W	20-14	Cincinnati	48,154
10/21	L	24-44	Miami	60,711
10/28	W	30-20	N.Y. Jets	60,513
11/04	L	19-26	at Denver	74,908
11/11	W	38-10	Buffalo	43,313
11/18	W	50-17	at Indianapolis	60,009
11/22	L	17-20	at Dallas	55,341
12/02	L	10-33	St. Louis	53,558
12/09	L	17-27	at Philadelphia	41,581
12/16	W	16-10	Indianapolis	22,383

TEAM STATISTICS	PIATS	OPP
<b>TOTAL FIRST DOWNS</b>	<b>315</b>	<b>311</b>
By Rushing	104	109
By Passing	186	182
By Penalty	25	20
Third Down: Mtd/Att.	83/214	90/255
Third Down: Eff.	39.0	40.0
Fourth Down: Mtd/Att.	4/5	9/18
Fourth Down: Eff.	80.0	50.0
<b>TOTAL NET YARDS</b>	<b>5263</b>	<b>5100</b>
Avg. per game	328.9	318.7
Total Offensive Plays	1048	1066
Avg. per Play	5.0	4.8
<b>NET YARDS RUSHING</b>	<b>2032</b>	<b>1886</b>
Total Rushing Plays	482	498
Avg. per Rush	4.2	3.8
Avg. per game	127.0	117.8
<b>NET YARDS PASSING</b>	<b>3231</b>	<b>3214</b>
Avg. per game	201.9	200.8
Sacked/Yards Lost	66/454	55/452
Gross Yards Passing	3685	3666
Att./Completions	500/292	513/283
Completion Pct.	58.4	55.2
Had Intercepted	14	17
<b>PUNTS/AVERAGE</b>	<b>92/42.4</b>	<b>83/40.3</b>
<b>NET PUNTING AVG.</b>	<b>35.0</b>	<b>33.4</b>
<b>PENALTIES/YARDS</b>	<b>86/674</b>	<b>87/773</b>
<b>FUMBLES/BALLS LOST</b>	<b>29/15</b>	<b>33/8</b>
<b>TOUCHDOWNS</b>	<b>42</b>	<b>42</b>
Rushing	15	11
Passing	26	25
Returns	1	6

SCORE BY PERIODS	1	2	3	4	OT	TOTAL
Patriots	68	74	108	112	0	362
Opponents	78	115	84	75	0	352

SCORING	TD	Ru	Pa	Rt	PAT	Fg	S	TP
Franklin	0	0	0	0	42/42	22/28	0	108
Ramsey	7	0	7	0	0	0	0	42
Collins	5	5	0	0	0	0	0	30
Eason	5	5	0	0	0	0	0	30
Morgan	5	0	5	0	0	0	0	30
Dawson	4	0	4	0	0	0	0	24
Starring	4	0	4	0	0	0	0	24
Tatupu	4	0	4	0	0	0	0	24
Jones	3	0	2	1	0	0	0	18
C. Weathers	2	0	2	0	0	0	0	12
C. James	1	1	0	0	0	0	0	6
Robinson	1	0	1	0	0	0	0	6
Fryar	1	0	1	0	0	0	0	6
R. James	0	0	0	0	0	0	1	2
<b>Patriots</b>	<b>42</b>	<b>15</b>	<b>26</b>	<b>1</b>	<b>42/42</b>	<b>22/28</b>	<b>1362</b>	
<b>Opponents</b>	<b>42</b>	<b>11</b>	<b>25</b>	<b>6</b>	<b>37/42</b>	<b>21/31</b>	<b>0</b>	<b>352</b>

RUSHING	NO	YDS	AVG	LG	TD
C. James	160	790	4.9	73	1
Tatupu	133	553	4.2	20t	4
Collins	138	550	4.0	21	5
Eason	40	154	3.9	25t	5
Grogan	7	12	1.7	13	0
Fryar	2	-11	-5.5	0	0
Starring	2	-16	-8.0	0	0
<b>Patriots</b>	<b>482</b>	<b>2032</b>	<b>4.2</b>	<b>73</b>	<b>15</b>
<b>Opponents</b>	<b>498</b>	<b>1886</b>	<b>3.8</b>	<b>53</b>	<b>11</b>

RECEIVING	NO	YDS	AVG	LG	TD
Ramsey	66	792	12.0	34	7
Starring	46	657	14.3	65t	4
Dawson	39	427	10.9	27	4
Morgan	38	709	18.7	76t	5
C. James	22	159	7.2	16	0
Jones	19	244	12.8	22	2
Tatupu	16	159	9.9	24	0
Collins	16	100	6.2	19	0
Fryar	11	164	14.9	26	1
C. Weathers	8	115	14.4	29	2
Hawthorne	7	127	18.1	26	0
Robinson	4	32	8.0	17	1
<b>Patriots</b>	<b>292</b>	<b>3685</b>	<b>12.6</b>	<b>76t</b>	<b>26</b>
<b>Opponents</b>	<b>283</b>	<b>3666</b>	<b>13.0</b>	<b>68t</b>	<b>25</b>

INTERCEPTIONS	NO	YDS	AVG	LG	TD
Clayborn	3	102	34.0	85	0
Lippett	3	23	7.7	13	0
Marion	2	39	19.5	26	0
R. James	2	14	7.0	14	0
Gibson	2	4	2.0	4	0
Sanford	2	2	1.0	2	0
Dombroski	1	23	23.0	23	0
Blackmon	1	3	3.0	3	0
Nelson	1	0	0.0	0	0
<b>Patriots</b>	<b>17</b>	<b>210</b>	<b>12.4</b>	<b>85</b>	<b>0</b>
<b>Opponents</b>	<b>14</b>	<b>237</b>	<b>16.9</b>	<b>86t</b>	<b>3</b>

PUNTING	NO	YDS	AVG	TB	IN20	LG	BLK
Camarrillo	48	2020	42.1	7	12	61	0
Prestridge	44	1884	42.8	5	8	89	0
<b>Patriots</b>	<b>92</b>	<b>3904</b>	<b>42.4</b>	<b>12</b>	<b>20</b>	<b>89</b>	<b>0</b>
<b>Opponents</b>	<b>83</b>	<b>3345</b>	<b>40.3</b>	<b>7</b>	<b>17</b>	<b>64</b>	<b>0</b>

PUNT RETURNS	NO	FC	YDS	AVG	LG	TD
Fryar	36	10	347	9.6	55	0
Starring	10	1	73	7.3	16	0
C. Weathers	1	0	7	7.0	7	0
Gibson	1	0	3	3.0	3	0
Sanford	0	2	0	0.0	0	0
R. James	0	2	0	0.0	0	0
<b>Patriots</b>	<b>48</b>	<b>15</b>	<b>430</b>	<b>9.0</b>	<b>55</b>	<b>0</b>
<b>Opponents</b>	<b>45</b>	<b>12</b>	<b>442</b>	<b>9.8</b>	<b>47t</b>	<b>1</b>

**SACKS:** Tippett 18.5, Owens 6.5, Williams, T. 6.0, Blackmon 5.0, Adams 4.0, Nelson 4.0, Sims 3.5, Henson 2.0, Rogers 2.0, Williams L. 1.5, Marion 1.0, McGrew 0.5, Rembert 0.5. Team 55.0 Opp. 66.0.

KICK RETURNS	NO	YDS	AVG	LG	TD
Collins	26	544	20.9	46	0
J. Williams	23	461	20.0	29	0
Fryar	5	95	19.0	22	0
Lee	3	43	14.3	17	0
Robinson	3	38	12.7	14	0
Smith	1	22	22.0	22	0
Jones	1	20	20.0	20	0
Hawthorne	1	14	14.0	14	0
Tatupu	1	9	9.0	9	0
<b>Patriots</b>	<b>64</b>	<b>1246</b>	<b>19.5</b>	<b>46</b>	<b>0</b>
<b>Opponents</b>	<b>73</b>	<b>1373</b>	<b>18.8</b>	<b>49</b>	<b>0</b>

FIELD GOALS	1-19	20-29	30-39	40-49	50+
Franklin	2-2	10-10	4-7	6-8	0-1
<b>Patriots</b>	<b>2-2</b>	<b>10-10</b>	<b>4-7</b>	<b>6-8</b>	<b>0-1</b>
<b>Opponents</b>	<b>2-2</b>	<b>9-9</b>	<b>4-8</b>	<b>5-10</b>	<b>1-2</b>

**Franklin:** 0 0 (32G) (44S,22G) (33WL,49WL) (45G) (20G,27G) (48G) (20G,27G,47G) (30G,40G,36WR,47G,19G) (21G) (28G,40G) (29G,56S) (19G) (24G,38WL) (21G,34G,36G).

**OPPONENTS:** (45WL,27G) (39WL,42WL) (42G) (19G,42G,22G,27G) 0 (24G, 48G,27G,36WL) (37S,35WR) (28G) (46G,18G) 0 (34G,43WL) (35G,61S) (28G,23G) (36G,33G) (50G,46G,48WR) (25G,42B).

## STARTERS:

**OFFENSE:** WR Stanley Morgan (12), Irving Fryar (2), Cedric Jones (2); LT Brian Holloway (16); LG John Hannah (15), Guy Morris (1); C Pete Brock (12); G. Morris; RG Ron Wooten (16); RT Darryl Haley (16); TE Lin Dawson (15), Derrick Ramsey (1); WR Stephen Starring (16); QB Tony Eason (13), Steve Grogan (3); RB Craig James (7), Tony Collins (5); Mosi Tatupu (4); H-Back D. Ramsey (2), Greg Hawthorne (1), Bo Robinson (1); 3rd WR I. Fryar (1), C. Jones (1).

**DEFENSE:** LE Kenneth Sims (16); NT Dennis Owens (16); RE Toby Williams (15), Julius Adams (1); LOLB Andre Tippett (16), LILB Steve Nelson (16); RILB Lawrence McGrew (15), Clayton Weishuhn (1); ROLB Don Blackmon (16); LCB Ernest Gibson (8), Ronnie Lippett (8); RCB Raymond Clayborn (16); SS Roland James (15), Fred Marion (1); FS F. Marion (9), Rick Sanford (7).

**1984 Coaching Staff:** Tommy Brasher, Linebackers, Clev Bryant, Offensive Backfield, LeBaron Caruthers, Strength/ Conditioning, Steve Endicott, Receivers, Lew Erber, QB's/Offensive Coordinator, Bill Muir, Offensive Line, Rod Rust, Defensive Coordinator, Dante Scarnechia, Special Teams/TE's, Steve Sidwell, Linebackers, Steve Walters, Defensive Backs.

**Pro Bowl (4):** G John Hannah (8), T Brian Holloway (2), LB Steve Nelson (2), LB Andre Tippett (1).

PASSING	ATT	CMP	YARDS	CMP%	YDS/ATT	TD	TD%	INT	INT%	LG	SK/YDS	RATING
Eason	431	259	3228	60.1	7.49	23	5.3	8	1.8	76t	59/409	93.4
Grogan	68	32	444	47.1	6.53	3	4.4	6	8.8	65t	7/45	46.4
Kerrigan	1	1	13	100.0	13.0	0	0.0	0	0.0	13	0/0	118.8
<b>Patriots</b>	<b>500</b>	<b>292</b>	<b>3685</b>	<b>58.4</b>	<b>7.37</b>	<b>26</b>	<b>5.2</b>	<b>14</b>	<b>2.8</b>	<b>76t</b>	<b>66/454</b>	<b>87.1</b>
<b>Opponents</b>	<b>513</b>	<b>283</b>	<b>3666</b>	<b>55.2</b>	<b>7.14</b>	<b>25</b>	<b>4.9</b>	<b>17</b>	<b>3.3</b>	<b>68t</b>	<b>55/452</b>	<b>80.3</b>



# 1985 FINAL STATISTICS (11-5)

**HEAD COACH: RAYMOND BERRY • TIED SECOND IN AFC EAST (WILD CARD PLAYOFF QUALIFIER) • HOME STADIUM: SULLIVAN STADIUM**

Date	W/L	Score	Opp.	Att.
9/08	W	26-20	Green Bay	49,488
9/15	L	7-20	at Chicago	60,533
9/22	W	17-14	at Buffalo	40,334
9/29	L	20-35	at L.A. Raiders	60,686
10/06	L	20-24	at Cleveland	62,139
10/13	W	14-3	Buffalo	40,462
10/20	W	20-13	N.Y. Jets	58,163
10/27	W	32-14	at Tampa Bay	34,661
11/03	W	17-13	Miami	58,811
11/10	W	34-15	Indianapolis	54,176
11/17	W	20-13	at Seattle	60,345
11/24	L	13-16	at N.Y. Jets OT	74,100
12/01	W	38-31	at Indianapolis	56,740
12/08	W	23-6	Detroit	59,078
12/16	L	27-30	at Miami	69,489
12/22	W	34-23	Cincinnati	57,953

## AFC PLAYOFFS

12/28	W	26-14	at N.Y. Jets	70,598
1/05	W	27-20	at L.A. Raiders	88,936
1/12	W	31-14	at Miami	74,978
1/26	L	10-46	vs. Chicago	73,818

## SUPER BOWL XX (at New Orleans, La.)

TEAM STATISTICS	PATS	OPP
<b>TOTAL FIRST DOWNS</b>	<b>294</b>	<b>284</b>
By Rushing	126	92
By Passing	153	168
By Penalty	15	24
Third Down: Md/Att.	83/223	74/227
Third Down: Eff.	37.0	33.0
Fourth Down: Md/Att.	4/10	5/15
Fourth Down: Eff.	40.0	33.0
<b>TOTAL NET YARDS</b>	<b>5499</b>	<b>4714</b>
Avg. per Game	343.7	294.6
Total Offensive Plays	1061	1042
Avg. per Play	5.2	4.5
<b>NET YARDS RUSHING</b>	<b>2331</b>	<b>1655</b>
Total Rushing Plays	565	466
Avg. per Rush	4.1	3.6
Avg. per Game	145.7	103.4
<b>NET YARDS PASSING</b>	<b>3168</b>	<b>3059</b>
Avg. per Game	198.0	191.2
Sacked/Yards Lost	39/315	51/334
Gross Yards Passing	3483	3393
Att./Completions	457/255	525/262
Completion Pct.	55.8	49.9
Had Intercepted	22	23
<b>PUNTS/AVERAGE</b>	<b>92/49.6</b>	<b>97/40.5</b>
<b>NET PUNTING AVG.</b>	<b>33.7</b>	<b>32.5</b>
<b>PENALTIES/YARDS</b>	<b>114/842</b>	<b>83/699</b>
<b>FUMBLES/BALLS LOST</b>	<b>37/20</b>	<b>35/24</b>
<b>TOUCHDOWNS</b>	<b>41</b>	<b>32</b>
Rushing	15	15
Passing	20	14
Returns	6	3

SCORE BY PERIODS	1	2	3	4	OT	TOTAL
Patriots	54	115	44	149	0	362
Opponents	75	64	56	92	3	290

SCORING	TD	Ru	Pa	Rt	PAT	FG	S	TP
Franklin	0	0	0	0	40/41	24/30	0	112
Fryar	10	1	7	2	0	0	0	60
C. James	7	5	2	0	0	0	0	42
Collins	5	3	2	0	0	0	0	30
Morgan	5	0	5	0	0	0	0	30
Jones	3	0	2	1	0	0	0	18
Grogan	2	2	0	0	0	0	0	12
Tatupu	2	2	0	0	0	0	0	12
Eason	1	1	0	0	0	0	0	6
Weathers	1	1	0	0	0	0	0	6
Hawthorne	1	0	1	0	0	0	0	6
D. Ramsey	1	0	1	0	0	0	0	6
Tippett	1	0	0	1	0	0	0	6
Rembert	1	0	0	1	0	0	0	6
Clayborn	1	0	0	1	0	0	0	6
Blackmon	0	0	0	0	0	0	0	2
<b>Patriots</b>	<b>41</b>	<b>15</b>	<b>20</b>	<b>6</b>	<b>40/41</b>	<b>24/30</b>	<b>2</b>	<b>2362</b>
<b>Opponents</b>	<b>32</b>	<b>15</b>	<b>14</b>	<b>3</b>	<b>33/32</b>	<b>22/25</b>	<b>2</b>	<b>1290</b>

PASSING	TD	Ru	Pa	Rt	PAT	FG	S	TP
Eason	299	168	2156	56.2	7.2	11	3.7	17
Grogan	156	85	1311	54.5	8.4	7	4.5	5
C. James	2	2	16	100.0	8.0	2	1.0	0
<b>Patriots</b>	<b>457</b>	<b>255</b>	<b>3483</b>	<b>55.8</b>	<b>7.6</b>	<b>20</b>	<b>4.4</b>	<b>22</b>
<b>Opponents</b>	<b>525</b>	<b>262</b>	<b>3393</b>	<b>49.9</b>	<b>6.5</b>	<b>14</b>	<b>2.7</b>	<b>23</b>

RUSHING	NO	YDS	AVG	LG	TD
C. James	263	1227	4.7	65t	5
Collins	163	657	4.0	28	3
Weathers	41	174	4.2	42t	1
Tatupu	47	152	3.2	11	2
Eason	22	70	3.2	23	1
Grogan	20	29	1.5	12	2
Fryar	7	27	3.9	13	1
Morgan	1	0	0.0	0	0
Franklin	1	-5	-5.0	-5	0
<b>Patriots</b>	<b>565</b>	<b>2331</b>	<b>4.1</b>	<b>65t</b>	<b>15</b>
<b>Opponents</b>	<b>466</b>	<b>1655</b>	<b>3.6</b>	<b>24</b>	<b>15</b>

RECEIVING	NO	YDS	AVG	LG	TD
Collins	52	549	10.6	49	2
Morgan	39	760	19.5	50t	5
Fryar	39	670	17.2	56	7
D. Ramsey	28	285	10.2	26	1
C. James	27	360	13.3	90t	2
Jones	21	237	11.3	29t	2
Starring	16	235	14.7	40	0
Dawson	17	148	8.7	26	0
D. Williams	9	163	18.1	30	0
Hawthorne	3	42	14.0	28t	1
Weathers	2	18	9.0	13	0
Tatupu	2	16	8.0	15	0
<b>Patriots</b>	<b>255</b>	<b>3483</b>	<b>13.7</b>	<b>90t</b>	<b>20</b>
<b>Opponents</b>	<b>262</b>	<b>3393</b>	<b>13.0</b>	<b>88t</b>	<b>14</b>

INTERCEPTIONS	NO	YDS	AVG	LG	TD
Marion	7	189	27.0	83	0
Clayborn	6	80	13.3	38	1
R. James	4	51	12.8	39	0
Lippett	3	93	31.0	58	0
Blackmon	1	14	14.0	14	0
McGrew	1	0	0.0	0	0
McSwain	1	0	0.0	0	0
<b>Patriots</b>	<b>23</b>	<b>427</b>	<b>18.6</b>	<b>83</b>	<b>1</b>
<b>Opponents</b>	<b>22</b>	<b>243</b>	<b>11.0</b>	<b>38t</b>	<b>2</b>

PUNTING	NO	YDS	AVG	LG	TB	IN20	BLK
Camarillo	92	3953	43.0	13	17	75	0
<b>Patriots</b>	<b>92</b>	<b>3953</b>	<b>43.0</b>	<b>13</b>	<b>17</b>	<b>75</b>	<b>0</b>
<b>Opponents</b>	<b>97</b>	<b>3925</b>	<b>40.5</b>	<b>11</b>	<b>26</b>	<b>64</b>	<b>0</b>

PUNT RETURNS	NO	FC	YDS	AVG	LG	TD
Fryar	37	15	520	14.1	85t	2
R. James	2	0	13	6.5	13	0
Starring	2	0	0	0.0	0	0
Marion	0	1	0	0.0	0	0
Bowman	1	0	-3	-3.0	-3	0
<b>Patriots</b>	<b>42</b>	<b>16</b>	<b>530</b>	<b>12.6</b>	<b>85t</b>	<b>2</b>
<b>Opponents</b>	<b>56</b>	<b>7</b>	<b>597</b>	<b>10.7</b>	<b>46</b>	<b>0</b>

KICK RETURNS	NO	YDS	AVG	LG	TD
Starring	48	1012	21.1	53	0
Fryar	3	39	13.0	24	0
Jones	3	37	12.3	20	0
Weathers	1	18	18.0	18	0
Hawthorne	1	13	13.0	13	0
C. James	1	0	0.0	0	0
<b>Patriots</b>	<b>57</b>	<b>1119</b>	<b>19.6</b>	<b>53</b>	<b>0</b>
<b>Opponents</b>	<b>77</b>	<b>1434</b>	<b>18.6</b>	<b>58</b>	<b>0</b>

**SACKS:** Tippett 16.5, Veris 10.0, Blackmon 8.0, Sims 5.5, Adams 5.0, Nelson 2.0, T. Williams 2.0, McGrew 1.0, L. Williams 1.0. Team, 51.0, Opponent, 39.0.

## FIELD GOALS

	1-19	20-29	30-39	40-49	50+
Franklin	1/1	7/9	9/9	5/9	2/2
<b>Patriots</b>	<b>1/1</b>	<b>7/9</b>	<b>9/9</b>	<b>5/9</b>	<b>2/2</b>
<b>Opponents</b>	<b>0/0</b>	<b>8/8</b>	<b>6/8</b>	<b>6/7</b>	<b>2/2</b>

**Franklin:** (34G) (1) (32G) (47G, 20G) (29G, 33G, 47WL) (20WR) (19G, 44G) (35G, 50G, 49G, 28WR) (38G) (41G, 30G) (1) (41WL, 23G, 28G) (35G) (38G, 47WL, 50G, 22G) (22G, 49G) (25G, 42WR, 30G)

**OPPONENTS:** (40B) (21G, 28G) (1) (1) (36WL, 44G) (47G) (53G, 52G) (1) (26G, 32G) (1) (37WR, 32G, 31G) (21G, 21G, 32G) (25G) (26G, 37G) (44G, 49G, 47G) (42G, 22G, 30G).

## STARTERS:

**OFFENSE:** WR Stanley Morgan (13), Cedric Jones (3), LT Brian Holloway (16), LG John Hannah (14), Guy Morris (2); C Pete Brock (8), G. Morris (8); RG Ron Wooten (14), Paul Fairchild (2); RT Steve Moore (16); TE Lin Dawson (13), Derrick Ramsey (3); WR Irving Fryar (14), Stephen Starring (1), Derwin Williams (1); QB Tony Eason (10), Steve Grogan (6); RB Tony Collins (16); FB Craig James (14), Mose Tatupu (2).

**DEFENSE:** LE Ken Sims (13), Garin Veris (3); NT Dennis Owens (13), Lester Williams (3); RE Julius Adams (12), Toby Williams (3), G. Veris (1); LOLB Andre Tippett (16); LILB Steve Nelson (15), Johnny Rembert (1); RLB Lawrence McGrew (12), J. Rembert (4); ROLB Don Blackmon (14), L. McGrew (2); LCB Ronnie Lippett (16); RCB Raymond Clayborn (16); SS Roland James; FS Fred Marion (16).

**1985 Coaching Staff:** Dean Brittenham, Strength/Conditioning, Jim Carr, Defensive Backfield, Bobby Grier, Offensive Backfield, Ray Hamilton, Asst. Defensive Line, Rod Humenuik, Asst. Head Coach/Defensive Line, Harold Jackson, Receivers, Eddie Khayat, Defensive Line, John Polonchek, QBs/Special Asst. to Head Coach, Rod Rust, Defensive Coordinator, Dante Scarnecchia, Special Teams/TEs, Don Shinnick, Linebackers, Les Steckel, Quarterbacks/Receivers.

**Pro Bowl (8):** CB Raymond Clayborn (2), KR Irving Fryar (1), G John Hannah (9), T Brian Holloway (3), RB Craig James (1), FS Fred Marion (1), LB Steve Nelson (3), LB Andre Tippett (2).



# 1986 FINAL STATISTICS (11-5)

HEAD COACH: RAYMOND BERRY • AFC EAST DIVISION CHAMPIONS • HOME STADIUM: SULLIVAN STADIUM

Date	W/L	Score	Opp.	Att.
9/07	W	33-3	Indianapolis	55,208
9/11	W	20-6	at N.Y. Jets	72,422
9/21	L	31-38	Seattle	58,977
9/28	L	20-27	at Denver	75,804
10/05	W	34-7	Miami	60,689
10/12	L	24-31	N.Y. Jets	60,342
10/19	W	34-0	at Pittsburgh	54,743
10/26	W	23-3	at Buffalo	77,808
11/02	W	25-17	Atlanta	60,597
11/09	W	30-21	at Indianapolis	56,890
11/16	W	30-28	at L.A. Rams	64,339
11/23	W	22-19	Buffalo	60,455
11/30	W	21-20	at New Orleans	58,259
12/07	L	7-31	Cincinnati	60,633
12/14	L	24-29	San Francisco	60,787
12/22	W	34-27	at Miami	74,516
<b>AFC PLAYOFFS</b>				
1/04	L	17-22	at Denver	76,105

TEAM STATISTICS		PATS	OPP
<b>TOTAL FIRST DOWNS</b>		<b>314</b>	<b>286</b>
By Rushing		77	118
By Passing		202	153
By Penalty		35	15
Third Down: Md/Att.	77/227	79/219	
Third Down: Eff.	33.9	36.1	
Fourth Down: Md/Att.	8/11	7/12	
Fourth Down: Eff.	72.7	58.3	
<b>TOTAL NET YARDS</b>		<b>5327</b>	<b>5181</b>
Avg. per Game	332.9	323.8	
Total Offensive Plays	1073	1031	
Avg. per Play	5.0	5.0	
<b>NET YARDS RUSHING</b>		<b>1373</b>	<b>2203</b>
Total Rushing Plays	469	510	
Avg. per Rush	2.9	4.3	
Avg. per Game	85.8	137.7	
<b>NET YARDS PASSING</b>		<b>3954</b>	<b>2978</b>
Avg. per Game	247.1	186.1	
Sacked/Yards Lost	47/367	48/346	
Gross Yards Passing	4321	3324	
Att./Completions	557/340	473/255	
Completion Pct.	61.0	53.9	
Had Intercepted	13	21	
<b>PUNTS/AVERAGE</b>		<b>92/40.7</b>	<b>90/39.8</b>
<b>NET PUNTING AVG.</b>		<b>33.1</b>	<b>33.4</b>
<b>PENALTIES/YARDS</b>		<b>87/672</b>	<b>106/866</b>
<b>FUMBLES/BALLS LOST</b>		<b>27/11</b>	<b>38/19</b>
<b>TOUCHDOWNS</b>		<b>45</b>	<b>35</b>
Rushing		10	19
Passing		29	15
Returns		6	1

SCORE BY PERIODS	1	2	3	4	OT	TOTAL
Patriots	82	102	99	129	0	412
Opponents	34	83	64	126	0	307

SCORING	TD	Ru	Pa	Rt	PAT	FG	S	TP
Franklin	0	0	0	0	44/45	32/41	0	140
Morgan	10	0	10	0			0	60
Collins	8	3	5	0			0	48
Fryar	7	0	6	1			0	42
C. James	4	4	0	0			0	24
Scott	3	0	3	0			0	18
Baty	2	0	2	0			0	12
Starring	2	0	2	0			0	12
Tatupu	2	1	0	1			0	12
Grogan	1	1	0	0			0	6
Jones	1	0	1	0			0	6
Marion	1	0	0	1			0	6
McSwain	1	0	0	1			0	6
Rembert	1	0	0	1			0	6
B. Williams	1	0	0	1			0	6
Weathers	1	1	0	0			0	6
Patriots	45	10	29	6	44/45	32/41	1	412
Opponents	35	19	15	1	34/35	21/28	0	307

PASSING	ATT	CMP	YARDS	CMP%	YDS/ATT	TD	TD%	INT	INT%	LG	SK/YDS	RATING
Eason	448	276	3328	61.6	7.43	19	4.2	10	2.2	49	43/336	89.2
Grogan	102	62	976	60.8	9.57	9	8.8	2	2.0	69t	4/31	113.8
C. James	4	1	10	25.0	2.50	1	25.0	1	25.0	10t	0/0	39.6
Ramsey	3	1	7	33.3	2.33	0	0.0	0	0.0	7	0/0	42.4
Patriots	557	340	4321	61.0	7.76	29	5.2	13	2.3	69t	47/367	92.9
Opponents	473	255	3324	53.9	7.02	15	3.2	21	4.4	67t	48/346	68.4

RUSHING	NO	YDS	AVG	LG	TD
C. James	154	427	2.8	16	4
Collins	156	412	2.6	17	3
Tatupu	71	172	2.4	13	1
Eason	35	170	4.9	26	0
Fryar	4	80	20.0	31	0
Weathers	21	58	2.8	16t	1
Dupard	15	39	2.6	11	0
Grogan	9	23	2.6	10	1
Hawthorne	1	5	5.0	5	0
Starring	1	0	0.0	0	0
Ramsey	1	-6	-6.0	-6	0
Jones	1	-7	-7.0	-7	0
Patriots	469	1373	2.9	31	10
Opponents	510	2203	4.3	58t	19

RECEIVING	NO	YDS	AVG	LG	TD
Morgan	84	1491	17.8	44t	10
Collins	77	684	8.9	49	5
Fryar	43	737	17.1	69t	6
Baty	37	331	8.9	22	2
Hawthorne	24	192	8.0	17	0
C. James	18	129	7.2	17	0
Starring	16	295	18.4	47	2
Tatupu	15	145	9.7	25	0
Jones	14	222	15.9	28	1
Scott	8	41	5.1	8t	3
D. Williams	2	35	17.5	26	0
Weathers	1	14	14.0	14	0
Holloway	1	5	5.0	5	0
Patriots	340	4321	12.7	69t	29
Opponents	255	3324	13.0	67t	15

INTERCEPTIONS	NO	YDS	AVG	LG	TD
Lippett	8	76	9.5	43	0
Clayborn	3	4	1.3	4	0
Marion	2	56	28.0	37t	1
McGrew	2	44	22.0	27	0
R. James	2	39	19.5	21	0
Nelson	2	21	10.5	17	0
Rembert	1	37	37.0	37	0
McSwain	1	3	3.0	3	0
Tippett	0	32	-	32	0
Patriots	21	312	14.9	69	1
Opponents	13	151	11.6	26	0

PUNTING	NO	YDS	AVG	TB	IN20	LG	BLK
Camarrillo	89	3746	42.1	7	16	64	3
Patriots	90	3746	42.1	7	16	64	3
Opponents	90	3585	39.8	9	21	73	3

PUNT RETURNS	NO	FC	YDS	AVG	LG	TD
Fryar	35	10	366	10.5	59t	1
Starring	6	0	18	3.0	12	0
Marion	1	1	12	12.0	12	0
R. James	0	1	0	0.0	0	0
Patriots	42	12	396	9.4	59t	1
Opponents	60	4	565	9.4	39	0

**SACKS:** Veris 11.0, Tippett 9.5, Blackmon 7.5, B. Williams 7.0, Rembert 4.0, Hodge 1.0, R. James 1.0, McGrew 1.0, Nelson 1.0, Owens 1.0, Reynolds 1.0, Ruth 1.0, Thomas 1.0, Sims 0.5, T. Williams 0.5. Patriots 48.0, Opponents 47.0.

KICK RETURNS	NO	YDS	AVG	LG	TD
Starring	36	802	22.3	52	0
Fryar	10	192	19.2	33	0
Jones	4	63	15.8	20	0
Dupard	3	50	16.7	21	0
Rembert	3	27	9.0	14	0
Hawthorne	2	13	6.5	13	0
Patriots	58	1147	19.8	52	0
Opponents	81	1480	18.3	39	0

FIELD GOALS	1-19	20-29	30-39	40-49	50+
Franklin	1/1	7/7	15/17	9/16	0/0
Patriots	1/1	7/7	15/17	9/16	0/0
Opponents	0/0	7/7	8/9	6/8	0/4

**Franklin:** (256,386,396,496) (49M,456,426) (266,36N) (42N,346,376) (216,316) (45N,266) (47N,316,366) (316,47N,276,266) (316,326,326,336) (386,316,246) (426,456,196) (376,476) (49N) (44N) (416) (476,446,39N).

**OPPONENTS:** (256,57N) (336,476) (336) (446,346) (55N) (476) (153N,266) (416,36N,53N) (142N) (286,336,346,486) (286,386) (246,44N) (206,316,366) (426,216).

## STARTERS:

**OFFENSE:** WR Stanley Morgan (16); LT Brian Holloway (15), Steve Moore (1); LG Paul Fairchild (15), Trevor Matich (1); C Pete Brock (16); RG Ron Wooten (16); RT Steve Moore (10), Darryl Haley (6); TE Greg Hawthorne (10), Greg Baty (6); WR Irving Fryar (13), Stephen Starring (3); QB Tony Eason (15), Steve Grogan (1); RB Tony Collins (15), Craig James (1); FB C. James (1), Mosi Tatupu (5); 2nd TE G. Baty (1).

**DEFENSE:** LE Brent Williams (16); NT Toby Williams (15), Dennis Owens (1); RE Garin Veris (15), Ben Thomas (1); LOLB Andre Tippett (11), Lawrence McGrew (4), D. Owens (1); LILB Steve Nelson (12), Johnny Rembert (4); RILB L. McGrew (9), J. Rembert (5), Ed Reynolds (2); ROLB Don Blackmon (15), L. McGrew (1); LCB Ronnie Lippett (15), Ernest Gibson (1); RCB Raymond Clayborn (16); Roland James (15), Jim Bowman (1); FS Fred Marion (16).

**1986 Coaching Staff:** Dean Brittenham, Strength/Conditioning, Jim Carr, Defensive Backfield, Bobby Grier, Offensive Backfield, Ray Hamilton, Asst. Defensive Line, Rod Humenick, Asst. Head Coach/Offensive Line, Harold Jackson, Receivers, Eddie Khayat, Defensive Line, John Polonchek, QB's/Special Asst. to Head Coach, Rod Rust, Defensive Coordinator, Dante Scarneccia, Special Teams/TE's, Don Shinnick, Linebackers, Les Steckel, Quarterbacks/Receivers.

**Pro Bowl (5):** CB Raymond Clayborn (3), K Tony Franklin (1), WR Stanley Morgan (3), Spt Mosi Tatupu (1), LB Andre Tippett (3).

# 1987 FINAL STATISTICS (8-7)

HEAD COACH: **RAYMOND BERRY** • TIED SECOND IN AFC EAST • HOME STADIUM: **SULLIVAN STADIUM**

Date	W/L	Score	Opp.	Att.	RUSHING	NO	YDS	AVG	LG	TD	KICK RETURNS	NO	YDS	AVG	LG	TD
9/13	W	28-21	Miami	54,642	Collins	147	474	3.2	19	3	Starring	23	445	19.3	43	0
9/21	L	24-43	at N.Y. Jets	70,847	Dupard	94	318	3.4	49	3	Fryar	6	119	19.8	31	0
9/27		Cancelled	Strike	at Washington	Tatupu	79	248	3.1	19	0	Davis	5	134	26.8	43	0
10/04	L	10-20	Cleveland	14,830	Perryman	41	187	4.6	48	0	Dupard	4	61	15.3	21	0
10/11	W	14-7	Buffalo	11,878	LeBlanc	49	170	3.5	42	1	Perryman	3	43	14.3	16	0
10/18	W	21-7	at Houston	26,294	Ramsey	13	75	5.8	19	1	LeBlanc	2	31	15.5	24	0
10/25	L	16-30	at Indianapolis	48,850	Fryar	9	52	5.8	16	0	C. McSwain	2	32	16.0	24	0
11/01	W	26-23	L.A. Raiders	60,664	Hansen	16	44	2.8	7	0	Alexander	1	4	4.0	4	0
11/08	L	10-17	at N.Y. Giants	73,817	Flutie	9	43	4.8	27	0	Collins	1	18	18.0	18	0
11/15	L	17-23	Dallas OT	60,567	Davis	6	43	7.2	13	0	Hansen	1	14	14.0	14	0
11/22	W	24-0	Indianapolis	56,906	Grogan	20	37	1.9	8	2	Patriots	48	901	18.8	43	0
11/29	L	31-34	Philadelphia OT	54,198	Eason	3	25	8.3	13	0	Opponents	63	1130	17.9	60	0
12/06	L	20-31	at Denver	75,794	C. McSwain	9	23	2.6	9	0						
12/13	W	42-20	N.Y. Jets	60,617	Woods	4	20	5.0	13	1						
12/20	W	13-7	at Buffalo	74,945	Starring	2	13	6.5	10	0						
12/28	W	24-10	at Miami	61,192	C. James	4	10	2.5	5	0						
					Camarillo	1	0	0.0	0	0						
					Bleier	5	-5	-1.0	11	1						
					Whitten	2	-6	-3.0	-2	0						
					Patriots	513	1771	3.5	49	12						
					Opponents	490	1778	3.6	601	13						

TEAM STATISTICS	PATS	OPP
<b>TOTAL FIRST DOWNS</b>	<b>266</b>	<b>293</b>
By Rushing	84	112
By Passing	158	159
By Penalty	24	22
Third Down: Md/Att.	81/219	84/228
Third Down: Eff.	36.9	36.8
Fourth Down: Md/Att.	9/14	11/23
Fourth Down: Eff.	64.2	47.8
<b>TOTAL NET YARDS</b>	<b>4454</b>	<b>4877</b>
Avg. per Game	296.9	325.1
Total Offensive Plays	986	1053
Avg. per Play	4.5	4.6
<b>NET YARDS RUSHING</b>	<b>1771</b>	<b>1778</b>
Total Rushing Plays	513	490
Avg. per Rush	3.5	3.6
Avg. per Game	118.1	118.5
<b>NET YARDS PASSING</b>	<b>2683</b>	<b>3099</b>
Avg. per Game	167.7	193.7
Sacked/Yards Lost	33/246	43/339
Gross Yards Passing	2929	3438
Att./Completion	440/236	520/273
Completion Pct.	53.6	52.5
Had Intercepted	18	21
<b>PUNTS/AVERAGE</b>	<b>89/37.6</b>	<b>77/38.1</b>
<b>NET PUNTING YARDS</b>	<b>30.5</b>	<b>33.8</b>
<b>PENALTIES/AVG.</b>	<b>64/506</b>	<b>110/846</b>
<b>FUMBLES/BALLS LOST</b>	<b>36/13</b>	<b>42/21</b>
<b>TOUCHDOWNS</b>	<b>39</b>	<b>34</b>
Rushing	12	13
Passing	22	17
Returns	5	4

SCORE BY PERIODS	1	2	3	4	OT	TOTAL
Patriots	76	111	72	61	0	320
Opponents	39	68	71	106	9	293

SCORING	TD	R	Pa	Ri	PAT	FG	S	TP
Franklin	0	0	0	0	37/38	15/26	0	82
Collins	6	3	0	0	0	0	36	0
Fryar	5	0	5	0	0	0	30	0
Dupard	3	3	0	0	0	0	18	0
Jones	3	0	3	0	0	0	18	0
Morgan	3	0	3	0	0	0	18	0
Starring	3	0	3	0	0	0	18	0
Baty	2	0	2	0	0	0	12	0
Grogan	2	2	0	0	0	0	12	0
Linne	2	0	2	0	0	0	12	0
Lippett	2	0	0	2	0	0	12	0
Scott	2	0	1	1	0	0	12	0
Bleier	1	1	0	0	0	0	6	0
Clayborn	1	0	0	1	0	0	6	0
LeBlanc	1	1	0	0	0	0	6	0
Ramsey	1	1	0	0	0	0	6	0
Tippett	1	0	0	1	0	0	6	0
Woods	1	0	0	0	0	0	6	0
Schubert	0	0	0	0	1/1	1/2	0	4
Patriots	39	12	22	5	38/39	16/28	0	320
Opponents	34	13	17	4	33/33	18/27	1	293

PASSING	ATT	CMP	YARDS	CMP%	YDS/ATT	TD	TD%	INT	INT%	LG	SK/YDS	RATING
Grogan	161	93	1183	57.8	7.34	10	6.2	9	5.6	40	7/55	78.2
Ramsey	134	71	898	53.0	6.70	6	4.5	6	4.5	40	14/90	70.4
Eason	79	42	453	53.2	5.73	3	3.8	2	2.5	45	8/70	72.4
Bleier	39	14	181	35.9	4.64	1	2.6	1	2.6	35	3/28	49.2
Flutie	25	15	199	60.0	7.96	1	4.0	0	0.0	30	0/0	98.6
Jones	1	0	0	0.0	0.0	0	0.0	0	0.0	0	0/0	39.6
Tatupu	1	1	15	100.0	15.0	1	100.0	0	0.0	15t	0/0	158.3
Patriots	440	236	2929	53.6	6.65	22	5.0	18	4.1	45	33/246	74.1
Opponents	520	273	3438	52.5	6.61	17	3.3	21	4.0	61t	43/339	67.5

**SACKS:** Tippett 12.5, Veris 7.0, B. Williams 5.0, T. Williams 4.5, Rembert 2.0, Reynolds 2.0, Sims 1.5, Blackmon 1.0, Hodge 1.0, Lippett, 1.0, Mangiero 1.0, McCabe 1.0, McGrew 1.0, Wichard 1.0, Wilburn 1.0, Bowman, 0.5. Team, 43.0, Opponents, 33.0.

FIELD GOALS	1-19	20-29	30-39	40-49	50+
Franklin	0/0	5/5	6/11	3/7	1/3
Schubert	0/0	1/1	0/0	0/1	0/0
Patriots	0/0	6/6	6/11	3/8	1/3
Opponents	2/2	7/7	6/9	3/8	0/1

**Franklin:** (39N,47N) (48N,32G) 0 (0) (52N) (38G,31G,49G) (50G,27G,25G,29G) (50N,46G) (35N,41G) (37N,34G,37N) (43N,21G,31N,46N) (38G,27G) 0 (0) (31G).

**Schubert:** 0 (0) (23G,40N).

**OPPONENTS:** 0 (22G,34G) (28G,21G,37N) 0 (48N,34N) (48G,38G,24G) (31G,31G,39G,41N) (19G,41N) (20G) (46N) (19G,44N,39N,38G) (52N,24G) (24G,42G) 0 (47G).

## STARTERS:

**OFFENSE:** WR Stanley Morgan (9), Cedric Jones (3), Wayne Coffey (3), LT Danny Villa (7), Steve Moore (4), George Colton (3), Art Plunkett (1), Greg Parrish (15), Paul Fairchild (1), C. Guy Morris (7), Trevor Matich (4), Pete Brock (3), P. Fairchild (1), RB Ron Wooten (13), Eric Stokes (1), Darren Twombly (1), RT Bruce Armstrong (12), Greg Robinson (3), TE Lin Dawson (1), Todd Frain (2), Willie Scott (1), WR Irving Fryar (1), Larry Linne (3), C. Jones (1), QB Steve Grogan (6), Tony Eason (3), Tom Ramsey (3), Bob Bleier (2), Doug Flutie (1), RB Tony Collins (1), Reggie Dupard (2), Matt LeBlanc (2), FB Mossi Tatupu (9), Bruce Hansen (2), R. Dupard (1), Chuck McSwain (1), Bob Perryman (1), 3rd WR I. Fryar (1), Stephen Starring (1).

**DEFENSE:** LE Kenneth Sims (8), Brent Williams (4), Benton Reed (3), NT Toby Williams (12), John Guzik (2), Tom Porell (1), RE Garin Veris (12), Steve Wilburn (3), LOMB Andre Tippett (13), Mel Black (2), LILB Steve Nelson (11), Jerry McCabe (3), Johnny Rembert (1), RILB Lawrence McGrew (12), Greg Moore (3), Ed Reynolds (1), ROLB Ed Williams (7), Don Blackmon (4), Rogers Alexander (2), L. McGrew (1), Randy Sealy (1), LCB Ronnie Lippett (12), Joe Peterson (3), RCB Raymond Clayborn (9), Ernest Gibson (5), Fred Marion (1), SS Jim Bowman (8), Roland James (4), Ron Shoggo (3), FS F. Marion (1), Darryl Holmes (3), R. Clayborn (1).

**1987 Coaching Staff:** Dean Brittenham, Strength/Conditioning, Jim Carr, Defensive Backfield, Bobby Grier, Offensive Backfield, Ray Hamilton, Asst. Defensive Line, Rod Humenuik, Asst. Head Coach/Offensive Line, Harold Jackson, Receivers, Eddie Khayat, Defensive Line, John Polonchek, QBs/Special Asst. to Head Coach, Rod Rust, Defensive Coordinator, Dante Scarnechia, Special Teams/TE's, Don Shinnick, Linebackers, Les Steckel, Quarterbacks/Receivers.

**Pro Bowl (2):** WR Stanley Morgan (4), LB Andre Tippett (4).

# 1988 FINAL STATISTICS (9-7)

**HEAD COACH: RAYMOND BERRY • TIED SECOND IN AFC EAST • HOME STADIUM: SULLIVAN STADIUM**

Date	W/L	Score	Opp.	Att.
9/04	W	28-3	N.Y. Jets	44,027
9/11	L	6-36	at Minnesota	55,545
9/18	L	14-16	Buffalo	55,945
9/25	L	6-31	at Houston	38,646
10/02	W	21-17	Indianapolis	58,050
10/09	L	3-45	at Green Bay*	51,932
10/16	W	27-21	Cincinnati	59,969
10/23	L	20-23	at Buffalo	76,824
10/30	W	30-7	Chicago	60,821
11/06	W	21-10	Miami	60,840
11/13	W	14-13	at N.Y. Jets	48,358
11/20	W	6-3	at Miami	53,526
11/27	L	21-24	at Indianapolis	58,157
12/04	W	13-7	Seattle	59,068
12/11	W	10-7	Tampa Bay OT	39,889
12/17	L	10-21	at Denver	70,910

\*At Milwaukee, Wis.

TEAM STATISTICS	PATS	OPP
<b>TOTAL FIRST DOWNS</b>	<b>264</b>	<b>272</b>
By Rushing	126	119
By Passing	112	138
By Penalty	26	15
Third Down: Md/Att.	79/219	58/199
Third Down: Eff.	36.1	29.1
Fourth Down: Md/Att.	9/14	9/18
Fourth Down: Eff.	64.2	50.0
<b>TOTAL NET YARDS</b>	<b>4293</b>	<b>4681</b>
Avg. per Game	268.3	292.6
Total Offensive Plays	1000	961
Avg. per Play	4.3	4.9
<b>NET YARDS RUSHING</b>	<b>2120</b>	<b>2099</b>
Total Rushing Plays	588	496
Avg. per Rush	3.6	4.2
Avg. per Game	132.5	131.2
<b>NET YARDS PASSING</b>	<b>2173</b>	<b>2582</b>
Avg. per Game	135.8	161.4
Sacked/Yards Lost	23/160	29/219
Gross Yards Passing	2333	2801
Att./Completions	389/199	436/234
Completion Pct.	51.2	53.7
Had Intercepted	28	20
<b>PUNTS/AVERAGE</b>	<b>91/38.3</b>	<b>68/42.2</b>
<b>NET PUNTING AVG.</b>	<b>34.1</b>	<b>35.5</b>
<b>PENALTIES/YARDS</b>	<b>87/665</b>	<b>108/858</b>
<b>FUMBLES/BALLS LOST</b>	<b>19/10</b>	<b>29/15</b>
<b>TOUCHDOWNS</b>	<b>31</b>	<b>33</b>
Rushing	17	20
Passing	12	13
Returns	2	0

SCORE BY PERIODS	1	2	3	4	OT	TOTAL
Patriots	49	87	50	61	3	250
Opponents	48	77	57	102	0	284

SCORING	TD	Ru	Pa	Rt	PAT	FG	S	TP
Perryman	6	6	0	0	0	0	0	36
Stavrovsky	0	0	0	0	14/15	7/11	0	35
Fryar	5	5	0	0	0	0	0	30
Stephens	5	4	0	1	0	0	0	30
Garcia	0	0	0	0	11/16	6/13	0	29
Morgan	4	0	0	4	0	0	0	24
Dawson	2	0	2	0	0	0	0	12
Dupard	2	2	0	0	0	0	0	12
Tatupu	2	2	0	0	0	0	0	12
Flutie	1	1	0	0	0	0	0	6
Grogan	1	1	0	0	0	0	0	6
C. James	1	1	0	0	0	0	0	6
Jones	1	0	1	0	0	0	0	6
Martin	1	0	0	1	0	0	0	6
Patriots	31	17	12	2	25/31	13/24	0	250
Opponents	33	20	13	0	33/33	17/26	1	284

PASSING	ATT	CMP	YARDS	CMP%	YDS/ATT	TD	TD%	INT	INT%	LG	SK/YDS	RATING
Flutie	179	92	1150	51.4	6.42	8	4.5	10	5.6	80t	11/65	63.3
Grogan	140	67	834	47.9	5.95	4	2.9	13	9.3	41t	8/77	37.6
Eason	43	28	249	65.1	5.79	0	0.0	2	4.7	26	2/12	61.1
Ramsey	27	12	100	44.4	3.70	0	0.0	3	11.1	23	2/6	15.0
Patriots	389	199	2333	51.2	5.99	12	3.1	28	7.2	80t	23/160	50.0
Opponents	436	234	2801	53.7	6.42	13	2.9	20	4.6	51t	29/219	64.4

RUSHING	NO	YDS	AVG	LG	TD
Stephens	297	1168	3.9	52	4
Perryman	146	448	3.1	16	6
Flutie	38	179	4.7	16	1
Dupard	52	151	2.9	15	2
Tatupu	22	75	3.4	22	2
Allen	7	40	5.7	12	0
Eason	5	18	3.6	10	0
C. James	4	15	3.8	8t	1
Fryar	6	12	2.0	6	0
Grogan	6	12	2.0	6	1
Ramsey	3	8	2.7	9	0
Feagles	1	0	0.0	0	0
Morgan	1	-6	-6.0	-6	0
Patriots	588	2120	3.6	52	17
Opponents	496	2099	4.2	36	20

RECEIVING	NO	YDS	AVG	LG	TD
Dupard	34	232	6.8	15	0
Fryar	33	490	14.8	80t	5
Morgan	31	502	16.2	32	4
Jones	22	313	14.2	41t	1
Perryman	17	134	7.9	18	0
C. James	14	171	12.2	32	0
Stephens	14	98	7.0	17	0
Francis	11	161	14.6	51	0
Dawson	8	106	13.3	38	2
Tatupu	8	58	7.3	17	0
Martin	4	51	12.8	21	0
Scott	1	8	8.0	8	0
Johnson	1	5	5.0	5	0
Farrell	1	4	4.0	4	0
Patriots	199	2333	11.7	80t	12
Opponents	234	2801	12.0	51t	13

INTERCEPTIONS	NO	YDS	AVG	LG	TD
Clayborn	4	65	16.3	31	0
Marion	4	47	11.8	22	0
R. James	4	30	7.5	22	0
McSwain	2	51	25.5	42	0
Rembert	2	10	5.0	6	0
Jordan	1	31	31.0	31	0
McGrew	1	6	6.0	6	0
Lippett	1	4	4.0	4	0
Bowman	1	0	0.0	0	0
Patriots	20	244	12.2	42	0
Opponents	28	286	10.2	40	0

PUNTING	NO	YDS	AVG	TB	IN20	LG	BLK
Feagles	91	3482	38.3	8	24	74	0
Patriots	91	3482	38.3	8	24	74	0
Opponents	86	3633	42.2	9	19	70	0

PUNT RETURNS	NO	FC	YDS	AVG	LG	TD
Fryar	38	8	398	10.5	30	0
Bowman	0	1	0	0.0	0	0
Patriots	38	9	398	10.5	30	0
Opponents	37	17	217	5.9	19	0

**SACKS:** B. Williams 8.0, Tippet 7.0, Jordan 3.0, Rembert 3.0, Goad 2.0, McGrew 2.0, Veris 2.0, Hodge 1.0, Team 1.0. Patriots 29.0, Opponents 23.0.

KICK RETURNS	NO	YDS	AVG	LG	TD
Martin	31	735	23.7	95t	1
Allen	18	391	21.7	30	0
Davis	6	106	17.7	24	0
Fryar	1	3	3.0	3	0
Tatupu	1	13	13.0	13	0
Patriots	57	1248	21.9	95t	1
Opponents	45	888	19.7	51	0

FIELD GOALS	1-19	20-29	30-39	40-49	50+
Stavrovsky	0/0	3/4	4/5	0/2	0/0
Garcia	0/0	2/3	1/3	2/5	1/2
Patriots	0/0	5/7	5/8	2/7	1/2
Opponents	0/0	6/7	5/5	5/11	1/3

**Garcia:** (47WL,39G,24G,47G) (50G,23G) ( ) ( ) (31WL) (43G,42WL) (43WR) (25WL,52WL,39B).

**Stavrovsky:** (35G) ( ) ( ) (22G,34G) (43WL,27WL) (34G,22G) (36S,27G) (32G,40WL).

**OPPOSITIONS:** (29G) (39G,24G) (38G,44G,41G) (46WL,46WR,49G) (20G) (25G,43WL) ( ) (30G,35G,33G) ( ) (51G) (47G,48G) (27G,54WL,50WR,23WL) (28G) (47WR,41WR) (40S) ( ).

## STARTERS:

**OFFENSE:** WR Stanley Morgan (14), Cedric Jones (1); LT Danny Villa (14), Trevor Matich (2); LG Sean Farrell (15), Paul Fairchild (1); C Mike Baab (12), T. Matich (4); RG Ron Wooten (15), P. Fairchild (1); RT Bruce Armstrong (16); TE Russ Francis (8), Lin Dawson (6), Steve Johnson (1), Willie Scott (1); WR Irving Fryar (14), C. Jones (1); QB Doug Flutie (9), Steve Grogan (4), Tony Eason (2), Tom Ramsey (1); RB John Stephens (14), Reggie Dupard (2); FB Robert Perryman (16); 2nd TE Steve Johnson (2).

**DEFENSE:** LE Brent Williams (14), Milford Hodge (1), Kenneth Sims (1); NT Tim Goad (14), B. Williams (2); RE Garin Veris (9), M. Hodge (6), Edmund Nelson (1); LOLB Andre Tippett (11), Tim Jordan (5); LILB Ed Reynolds (14), Vincent Brown (2); RILB Johnny Rembert (15), V. Brown (1); ROLB Lawrence McGrew (15), Tim Jordan (1); LCB Ronnie Lippett (15), Rod McSwain (1); Raymond Clayborn (16); SS Roland James (15), Jim Bowman (1); FS Fred Marion (16).

**1988 Coaching Staff:** Don Blackmon, Staff Assistant, Jim Carr, Defensive Backfield, Bobby Grier, Offensive Backfield, Ray Hamilton, Asst. Defensive Line, Rod Humenuik, Asst. Head Coach/Offensive Line, Harold Jackson, Receivers, Eddie Khayat, Defensive Line, Guy Morris, Asst. Offensive Line, John Polonchek, QBs/Special Asst. to Head Coach, Dante Scarnecchia, Special Teams/TE's, Don Shinnick, Linebackers, Jerry Simmons, Strength/Conditioning, Les Steckel, Quarterbacks/Receivers.

**Pro Bowl (3):** RB John Stephens (1), LB Andre Tippett (5), LB Johnny Rembert (1).

# 1989 FINAL STATISTICS (5-11)

**HEAD COACH: RAYMOND BERRY • FOURTH IN AFC EAST • HOME STADIUM: SULLIVAN STADIUM**

Date	W/L	Score	Opp.	Att.	RUSHING	NO	YDS	AVG	LG	TD	KICK RETURNS	NO	YDS	AVG	LG	TD
9/10	W	27-24	at N.Y. Jets	64,541	Stephens	244	833	3.4	35t	7	Martin	24	584	24.3	38	0
9/17	L	10-24	Miami	57,043	Perryman	150	562	3.7	18	2	Tucker	13	270	20.8	37	0
9/24	L	3-24	Seattle	48,025	Flutie	16	87	5.4	22	0	Rice	11	242	22.0	46	0
10/01	L	10-31	at Buffalo	78,921	Dupard	25	63	2.5	10	1	Allen	6	124	20.7	29	0
10/08	W	23-13	Houston	59,828	Allen	11	51	4.6	18	1	Taylor	3	52	17.3	22	0
10/15	L	15-16	at Atlanta	39,697	Wilson	7	42	6.0	11	0	Wonsley	3	69	23.0	40	0
10/22	L	20-37	at San Francisco*	70,000	Tatupu	11	38	3.5	20	0	Egu	2	26	13.0	22	0
10/29	W	23-20	at Indianapolis OT	59,356	Egu	3	20	6.7	15t	1	Hodge	2	19	9.5	11	0
11/05	L	26-27	N.Y. Jets	53,366	Martin	2	20	10.0	13	0	Timpson	2	13	6.5	13	0
11/12	L	24-28	New Orleans	47,680	Grogan	9	19	2.1	7	0	Fryar	1	47	47.0	47	0
11/19	W	33-24	Buffalo	49,663	Fryar	2	15	7.5	11	0	Rehder	1	14	14.0	14	0
11/26	L	21-24	at L.A. Raiders	38,747	C. Jones	1	3	3.0	3	0	Tatupu	1	2	2.0	2	0
12/03	W	22-16	Indianapolis	32,234	Eason	2	-2	-1.0	0	0	<b>Patriots</b>	<b>69</b>	<b>1462</b>	<b>21.2</b>	<b>47</b>	<b>0</b>
12/10	L	10-31	at Miami	55,913	Wonsley	2	-2	-1.0	0	0	<b>Opponents</b>	<b>61</b>	<b>1199</b>	<b>19.7</b>	<b>60</b>	<b>0</b>
12/17	L	10-28	at Pittsburgh	26,594	<b>Patriots</b>	<b>485</b>	<b>1749</b>	<b>3.6</b>	<b>35t</b>	<b>12</b>						
12/24	L	20-24	L.A. Rams	37,940	<b>Opponents</b>	<b>495</b>	<b>1978</b>	<b>4.0</b>	<b>58t</b>	<b>19</b>						

\*Game played at Stanford Stadium.

TEAM STATISTICS	PATS	OPP
<b>TOTAL FIRST DOWNS</b>	<b>335</b>	<b>297</b>
By Rushing	114	110
By Passing	87	176
By Penalty	34	11
Third Down: Md/Att.	92/240	72/199
Third Down: Eff.	38.3	36.2
Fourth Down: Md/Att.	10/29	5/12
Fourth Down: Eff.	34.5	41.7
<b>TOTAL NET YARDS</b>	<b>5456</b>	<b>5644</b>
Avg. per Game	341.0	352.8
Total Offensive Plays	1129	975
Avg. per Play	4.8	5.8
<b>NET YARDS RUSHING</b>	<b>1749</b>	<b>1978</b>
Total Rushing Plays	485	495
Avg. per Rush	3.6	4.0
Avg. per Game	109.3	123.6
<b>NET YARDS PASSING</b>	<b>3707</b>	<b>3666</b>
Avg. per Game	231.7	229.1
Sacked/Yards Lost	34/265	31/239
Gross Yards Passing	3972	3905
Att./Completions	610/302	449/259
Completion Pct.	49.5	57.7
Had Intercepted	27	16
<b>PUNTS/AVERAGE</b>	<b>64/37.4</b>	<b>81/42.1</b>
<b>NET PUNTING AVG.</b>	<b>31.3</b>	<b>35.2</b>
<b>PENALTIES/YARDS</b>	<b>63/509</b>	<b>111/954</b>
<b>FUMBLES/BALLS LOST</b>	<b>26/122</b>	<b>22/48</b>
<b>TOUCHDOWNS</b>	<b>30</b>	<b>48</b>
Rushing	12	19
Passing	17	27
Returns	1	2

SCORE BY PERIODS	1	2	3	4	OT	TOTAL
<b>Patriots</b>	<b>47</b>	<b>66</b>	<b>71</b>	<b>110</b>	<b>3</b>	<b>297</b>
<b>Opponents</b>	<b>82</b>	<b>144</b>	<b>58</b>	<b>107</b>	<b>0</b>	<b>391</b>

SCORING	TD	Ru	Pa	Rt	PAT	FG	S	TP
Davis	0	0	0	0	13/16	16/23	0	61
Staurovsky	0	0	0	0	14/14	14/17	0	56
Stephens	7	7	0	0	0	0	0	42
C. Jones	6	6	0	0	0	0	0	36
Dykes	5	0	5	0	0	0	0	30
Fryar	3	0	3	0	0	0	0	18
Morgan	3	0	3	0	0	0	0	18
Perryman	2	2	0	0	0	0	0	12
Allen	1	1	0	0	0	0	0	6
Dupard	1	1	0	0	0	0	0	6
Egu	1	1	0	0	0	0	0	6
Hurst	1	0	0	1	0	0	0	6
<b>Patriots</b>	<b>30</b>	<b>12</b>	<b>17</b>	<b>1</b>	<b>27/30</b>	<b>30/40</b>	<b>0</b>	<b>297</b>
<b>Opponents</b>	<b>48</b>	<b>19</b>	<b>27</b>	<b>2</b>	<b>46/48</b>	<b>19/26</b>	<b>0</b>	<b>391</b>

PASSING	ATT	CMP	YARDS	CMP%	YDS/ATT	TD	TD%	INT	INT%	LG	SK/YDS	RATING
Grogan	261	133	1697	51.0	6.50	9	3.4	14	5.4	55t	8/64	60.8
Wilson	150	75	1006	50.0	6.71	3	2.0	5	3.3	65t	10/71	64.5
Eason	105	57	761	54.3	7.25	3	2.9	4	3.8	45	10/78	71.2
Flutie	91	36	493	39.6	5.42	2	2.2	4	4.4	36	6/52	46.6
Feagles	2	0	0	0.0	0.0	0	0.0	0	0.0	0	0/0	39.6
Tatupu	1	1	15	100.0	15.00	0	0.0	0	0.0	15	0/0	147.9
<b>Patriots</b>	<b>610</b>	<b>302</b>	<b>3972</b>	<b>49.5</b>	<b>6.51</b>	<b>17</b>	<b>2.8</b>	<b>27</b>	<b>4.4</b>	<b>65t</b>	<b>34/265</b>	<b>61.3</b>
<b>Opponents</b>	<b>449</b>	<b>259</b>	<b>3905</b>	<b>57.7</b>	<b>8.70</b>	<b>27</b>	<b>6.0</b>	<b>16</b>	<b>3.6</b>	<b>74t</b>	<b>31/239</b>	<b>91.6</b>

RECEIVING	NO	YDS	AVG	LG	TD
Sievers	54	615	11.4	46	0
Dykes	49	795	16.2	42	5
C. Jones	48	670	14.0	65t	6
Fryar	29	537	18.5	52	3
Perryman	29	195	6.7	16	0
Morgan	28	486	17.4	55t	3
Stephens	21	207	9.9	37	0
Martin	13	229	17.6	37	0
Dawson	12	101	8.4	17	0
Tatupu	10	54	5.4	11	0
Dupard	6	70	11.7	45	0
Cook	3	13	4.3	5	0
<b>Patriots</b>	<b>302</b>	<b>3972</b>	<b>13.2</b>	<b>65t</b>	<b>17</b>
<b>Opponents</b>	<b>259</b>	<b>3905</b>	<b>15.1</b>	<b>74t</b>	<b>27</b>

INTERCEPTIONS	NO	YDS	AVG	LG	TD
Hurst	5	31	6.2	16t	1
James	2	50	25.0	28	0
Marion	2	19	9.5	18	0
McSwain	1	18	18.0	18	0
Feggins	1	4	4.0	4	0
Coleman	1	1	1.0	1	0
Clayborn	1	0	0.0	0	0
Rembert	1	0	0.0	0	0
Brown	1	-1	-1.0	-1	0
McGrew	1	-4	-4	-4	0
<b>Patriots</b>	<b>16</b>	<b>118</b>	<b>19.7</b>	<b>28</b>	<b>1</b>
<b>Opponents</b>	<b>27</b>	<b>338</b>	<b>12.5</b>	<b>55</b>	<b>2</b>

PUNTING	NO	YDS	AVG	NET	BT	IN20	LG	BLK
Feagles	63	2392	38.0	31.3	2	13	64	1
<b>Patriots</b>	<b>64</b>	<b>2392</b>	<b>37.4</b>	<b>31.3</b>	<b>2</b>	<b>13</b>	<b>64</b>	<b>1</b>
<b>Opponents</b>	<b>81</b>	<b>3413</b>	<b>42.1</b>	<b>35.2</b>	<b>9</b>	<b>15</b>	<b>76</b>	<b>0</b>

PUNT RETURNS	NO	FC	YDS	AVG	LG	TD
Martin	19	2	164	8.6	28	0
Tucker	13	1	102	7.8	25	0
Fryar	12	1	107	8.9	20	0
Hurst	1	0	6	6.0	6	0
Taylor	0	2	0	0.0	0	0
<b>Patriots</b>	<b>45</b>	<b>6</b>	<b>379</b>	<b>8.4</b>	<b>28</b>	<b>0</b>
<b>Opponents</b>	<b>38</b>	<b>6</b>	<b>346</b>	<b>9.1</b>	<b>17</b>	<b>0</b>

**SACKS:** B. Williams 8.0, Jeter 7.0, McGrew 4.5, Brown 4.0, Sims 3.0, Rembert 2.5, Goad 1.0, Team 1.0. Patriots 31.0, Opponents 34.0.

FIELD GOALS	1-19	20-29	30-39	40-49	50+
Davis	0/0	0/3	6/9	5/9	2/2
Staurovsky	0/0	4/4	5/7	4/5	1/1
<b>Patriots</b>	<b>0/0</b>	<b>7/7</b>	<b>11/16</b>	<b>9/14</b>	<b>3/3</b>
<b>Opponents</b>	<b>3/3</b>	<b>6/7</b>	<b>8/10</b>	<b>2/4</b>	<b>0/2</b>

**Davis:** 0 (40WR,28G) (35G) (35G,37WL) (30G, 45S,34G,43G) (52G,32G,32G) (49G,21G) (47G, 38WR,48G,46WR,51G) (47G,43WR,26G,39S).

**Staurovsky:** (44G) (34G,24G,34G,38G) (0) (40WR,44G,37G,34S,24G,50G,23G) (36G) (20G,37NG) (44G,48G).

**OPPOSITIONS:** (40G) (31G) (23G) (36G) (46G,22G) (30G,30G,40W,22G) (33G,23G,45G) (32G,39G) (18G,23G) (0) (24WR,31G) (45WL,32G) (18) (23) (0) (19G, 50S,50WL).

## STARTERS:

**OFFENSE:** WR Stanley Morgan (10), Hart Lee Dykes (6); LT Danny Villa (13), David Viane (3); LG Sean Farrell (15), D. Villa (1); C Mike Baab (16); RG Paul Fairchild (15), D. Villa (1); RT Bruce Armstrong (16); TE Lin Dawson (13), Eric Sievers (3); WR Cedric Jones (11), Irving Fryar (4), Sammy Martin (1); QB Steve Grogan (6), Tony Eason (3), Marc Wilson (3); Doug Flutie (3); RB John Stephens (12), Reggie Dupard (2); FB Robert Perryman (14); 3rd WR I. Fryar (1), C. Jones (1); 2nd TE E. Sievers (2).

**DEFENSE:** LE Ken Sims (15), Milford Hodge (1); NT Tim Goad (16); RE Brent Williams (16); LOLB Johnny Rembert (8), Jim Jordan (4) Vincent Brown (2), Bruce Scholtz (2); LILB Ed Reynolds (16) RILB V. Brown (8), J. Rembert (8); ROLB Lawrence McGrew (16); LCB Maurice Hurst (14), Rod McSwain (2); RCB Raymond Clayborn (14), R. McSwain (2); SS Roland James (14), Jim Bowman (2); FS Fred Martin (16).

**1989 Coaching Staff:** Don Blackmon, Linebackers, Jim Carr, Defensive Backfield, Bobby Grier, Offensive Backfield, Ray Hamilton, Asst. Defensive Line, Harold Jackson, Receivers, Eddie Khayat, Defensive Line, Guy Morris, Asst. Offensive Line, John Polonchek, QBs/Special Asst. to Head Coach, Keith Rowan, Special Teams, Don Shinnick, Linebackers, Jerry Simmons, Strength/Conditioning, Richard Wood, Receivers.

**Pro Bowl (1):** LB Johnny Rembert (2).

# 1990 FINAL STATISTICS (1-15)

HEAD COACH: ROD RUST • FIFTH IN AFC EAST • HOME STADIUM: FOXBORO STADIUM

Date	W/L	Score	Opp.	Att.	RUSHING	NO	YDS	AVG	LG	TD
9/09	L	24-27	Miami	45,305	Stephens	212	808	3.8	26	2
9/16	W	16-14	at Indianapolis	49,256	Allen	63	237	3.8	29	1
9/23	L	7-41	at Cincinnati	56,470	Adams	28	111	4.0	13	0
9/30	L	13-37	N.Y. Jets	36,724	Perryman	32	97	3.0	13	1
10/07	L	20-33	Seattle	39,735	Hodson	12	79	6.6	23	0
10/14			BYE WEEK		Tatupu	16	56	3.5	15	0
10/18	L	10-17	at Miami	62,630	Overton	5	8	1.6	6	0
10/28	L	10-27	Buffalo	51,959	Wilson	5	7	1.4	6	0
11/04	L	20-48	at Philadelphia	65,514	Morris	2	4	2.0	3	0
11/11	L	10-13	Indianapolis	28,924	Gannon	1	0	0.0	0	0
11/18	L	0-14	Buffalo	74,720	Hansen	1	0	0.0	0	0
11/25	L	14-34	at Phoenix	30,110	Fryar	2	-4	-2.0	-1	0
12/02	L	7-37	Kansas City	26,280	Grogan	4	-5	-1.3	0	0
12/09	L	3-24	at Pittsburgh	48,354	<b>Patriots</b>	<b>383</b>	<b>1398</b>	<b>3.7</b>	<b>29</b>	<b>4</b>
12/15	L	10-25	Washington	22,286	<b>Opponents</b>	<b>565</b>	<b>2676</b>	<b>4.7</b>	<b>80</b>	<b>29</b>
12/23	L	7-42	at N.Y. Jets	30,250						
12/30	L	10-13	N.Y. Giants	60,410						

TEAM STATISTICS	PATS	OPP
<b>TOTAL FIRST DOWNS</b>	<b>239</b>	<b>307</b>
By Rushing	65	151
By Passing	156	139
By Penalty	18	17
Third Down: Md/Att.	86/227	84/192
Third Down: Eff.	37.9	43.8
Fourth Down: Md/Att.	21/2	7/13
Fourth Down: Eff.	16.7	53.8
<b>POSSESSION AVG.</b>	<b>28:21</b>	<b>31:39</b>
<b>TOTAL NET YARDS</b>	<b>4163</b>	<b>5697</b>
Avg. per Game	260.2	356.1
Total Offensive Plays	955	972
Avg. per Play	4.4	5.9
<b>NET YARDS RUSHING</b>	<b>1398</b>	<b>2676</b>
Total Rushing Plays	383	565
Avg. per Game	87.4	167.3
<b>NET YARDS PASSING</b>	<b>2765</b>	<b>3021</b>
Avg. per Game	172.8	188.8
Sacked/Yards Lost	58/443	33/224
Gross Yards Passing	3208	3245
Att./Completions	514/274	374/218
Completion Pct.	53.3	58.3
Had Intercepted	20	14
<b>PUNTS/AVERAGE</b>	<b>92/40.8</b>	<b>56/40.8</b>
<b>NET PUNTING AVG.</b>	<b>33.6</b>	<b>36.6</b>
<b>PENALTIES/YARDS</b>	<b>99/742</b>	<b>73/488</b>
<b>FUMBLES/BALLS LOST</b>	<b>33/16</b>	<b>25/18</b>
<b>TOUCHDOWNS</b>	<b>19</b>	<b>52</b>
Rushing	4	29
Passing	4	21
Returns	1	2

SCORE BY PERIODS	1	2	3	4	OT	TOTAL
<b>Patriots</b>	<b>30</b>	<b>81</b>	<b>30</b>	<b>40</b>	<b>0</b>	<b>181</b>
<b>Opponents</b>	<b>120</b>	<b>128</b>	<b>88</b>	<b>110</b>	<b>0</b>	<b>446</b>

SCORING	TD	R	Pa	Rt	PAT	FG	S	TP
Staurovsky	0	0	0	0	19/19	16/22	0	67
Cook	5	0	0	0	0	0	0	30
Fryar	4	0	4	0	0	0	0	24
Stephens	3	2	1	0	0	0	0	18
Dykes	2	0	2	0	0	0	0	12
Adams	1	0	1	0	0	0	0	6
Allen	1	1	0	0	0	0	0	6
Martin	1	0	1	0	0	0	0	6
Perryman	1	1	0	0	0	0	0	6
B. Williams	1	0	0	1	0	0	0	6
<b>Patriots</b>	<b>19</b>	<b>4</b>	<b>14</b>	<b>1</b>	<b>19/19</b>	<b>16/22</b>	<b>0</b>	<b>181</b>
<b>Opponents</b>	<b>54</b>	<b>29</b>	<b>21</b>	<b>2</b>	<b>51/52</b>	<b>27/31</b>	<b>1</b>	<b>446</b>

PASSING	ATT	CMP	YARDS	CMP%	YDS/ATT	TD	TD%	INT	INT%	LG	SK/YDS	RATING
Wilson	265	139	1625	52.5	6.13	6	2.3	11	4.2	36	29/228	61.6
Hodson	156	85	968	54.5	6.21	4	2.6	5	3.2	56	20/147	68.5
Grogan	92	50	615	54.3	6.68	4	4.3	3	3.3	48	9/68	76.1
Stephens	1	0	0	0.0	0.00	0	0.0	1	100.0	0	0/0	0.0
<b>Patriots</b>	<b>514</b>	<b>274</b>	<b>3208</b>	<b>53.3</b>	<b>6.24</b>	<b>14</b>	<b>2.7</b>	<b>20</b>	<b>3.9</b>	<b>56</b>	<b>58/443</b>	<b>65.4</b>
<b>Opponents</b>	<b>374</b>	<b>218</b>	<b>3245</b>	<b>58.3</b>	<b>8.68</b>	<b>21</b>	<b>5.6</b>	<b>14</b>	<b>3.7</b>	<b>86</b>	<b>33/224</b>	<b>89.9</b>

**SACKS:** Williams, B. 6.0, Tippet 3.5, Hobby 3.0, Singleton, 3.0, Agnew 2.5, Brown 2.5, Goad 2.5, McSwain 2.0, Veris 2.0, Williams, E. 2.0, Smith 1.5, Rembert 1.0, Reynolds 1.0, Gannon 0.5. Patriots 33.0, Opponents 58.0.

## FIELD GOALS

	1-19	20-29	30-39	40-49	50+
Staurovsky	1/1	3/3	3/3	8/11	1/4
<b>Patriots</b>	<b>1/1</b>	<b>3/3</b>	<b>3/3</b>	<b>8/11</b>	<b>1/4</b>
<b>Opponents</b>	<b>4/4</b>	<b>6/6</b>	<b>9/10</b>	<b>6/7</b>	<b>2/4</b>

**Staurovsky:** (42G, 57S) (49WL, 39G, 27G, 25G) (1) (46G, 40G) (53G, 48G) (41G, 52NG) (32G) (39G, 49NG, 44G) (29G) (0) (0) (49G) (42G) (50WL) (19G, 42WL).

**OPPONENTS:** (31G, 37G) (1) (46G, 23G) (24G, 18G, 46G) (31G, 19G, 55WR) (47G) (35G, 35G) (27G, 34G) (54G, 38G) (30WL) (50NG, 29G, 50G) (19G, 32G, 45G) (42G) (19G, 38G, 26G) (1) (44G, 41WL, 27G).

## STARTERS:

**OFFENSE:** WR Irving Fryar (15), Cedric Jones (1); LT Bruce Armstrong (16); LG Chris Gambol (14), David Douglas (2); C Danny Villa (8), Gene Chilton (3), D. Douglas (3), Paul Fairchild (2); RG Damian Johnson (16); RT D. Villa (8), David Viane (4), Stan Clayton (3), C. Gambol (1); TE Marv Cook (16); WR Hart Lee Dykes (10), Greg McMurtry (5), C. Jones (1); QB Tommy Hodson (6), Marc Wilson (6), Steve Grogan (4); RB John Stephens (14), George Adams (1), Marvin Allen (1); FB Robert Perryman (7), G. Adams (6), M. Allen (2), 2nd TE Eric Sievers (1).

**DEFENSE:** LE Brent Williams (15), Marion Hobby (1); NT Tim Goad (16), RE Ray Agnew (9), M. Hobby (3), Garin Veris (2), Chris Gannon (2); LILB Andre Tippett (7), Wincent Brown (6), Chris Singleton (1), Richard Tardits (1), Ed Williams (1); LILB Richard Harvey (8), Johnny Rembert (5), V. Brown (3); RILB E. Reynolds (12), V. Brown (2), B. Williams (1), M. Hobby (1); ROLB A. Tippett (6), V. Brown (3), C. Singleton (3), E. Williams (2), R. Harvey (1), Ila Jarostchuk (1); LCB Ronnie Lippett (16); RCB Maurice Hurst (16); Rod McSwain (12), Roland James (4); FS Fred Marion (16).

**1990 Coaching Staff:** Don Blackmon, Linebackers, Steve Crosby, Special Teams/Tight Ends, Bobby Grier, Offensive Backfield, Rod Humenuik, Offensive Line, Dale Lindsey, Defensive Line, Steve Nelson, Linebackers, John Polonchek, QBs/Special Asst. to Head Coach, Jimmy Raye, Offensive Coordinator/ Quarterbacks, Jerry Simmons, Strength/ Conditioning, Charlie Summer, Defensive Coordinator/ Secondary, Richard Wood, Receivers.

**Pro Bowl (1):** T Bruce Armstrong (1).

KICK RETURNS	NO	YDS	AVG	LG	TD
Martin	25	515	20.6	38	0
Allen	11	168	15.3	34	0
Morris	11	202	18.4	22	0
Robinson	11	211	19.2	27	0
Overton	10	188	18.8	23	0
Timpon	3	62	20.7	26	0
P.Coleman	2	18	9.0	12	0
Jones	2	24	12.0	13	0
Adams	1	7	7.0	7	0
McSwain	1	0	0.0	0	0
<b>Patriots</b>	<b>77</b>	<b>1395</b>	<b>18.1</b>	<b>38</b>	<b>0</b>
<b>Opponents</b>	<b>38</b>	<b>665</b>	<b>17.5</b>	<b>38</b>	<b>0</b>

PASSING	ATT	CMP	YARDS	CMP%	YDS/ATT	TD	TD%	INT	INT%	LG	SK/YDS	RATING
Wilson	265	139	1625	52.5	6.13	6	2.3	11	4.2	36	29/228	61.6
Hodson	156	85	968	54.5	6.21	4	2.6	5	3.2	56	20/147	68.5
Grogan	92	50	615	54.3	6.68	4	4.3	3	3.3	48	9/68	76.1
Stephens	1	0	0	0.0	0.00	0	0.0	1	100.0	0	0/0	0.0
<b>Patriots</b>	<b>514</b>	<b>274</b>	<b>3208</b>	<b>53.3</b>	<b>6.24</b>	<b>14</b>	<b>2.7</b>	<b>20</b>	<b>3.9</b>	<b>56</b>	<b>58/443</b>	<b>65.4</b>
<b>Opponents</b>	<b>374</b>	<b>218</b>	<b>3245</b>	<b>58.3</b>	<b>8.68</b>	<b>21</b>	<b>5.6</b>	<b>14</b>	<b>3.7</b>	<b>86</b>	<b>33/224</b>	<b>89.9</b>

# 1991 FINAL STATISTICS (6-10)

**HEAD COACH: DICK MACPHERSON • FOURTH IN AFC EAST • HOME STADIUM: FOXBORO STADIUM**

Date	W/L	Score	Opp.	Att.	RUSHING	NO	YDS	AVG	LG	TD
9/01	W	16-7	at Indianapolis	49,961	Russell	266	959	3.6	24	4
9/08	L	0-20	Cleveland	35,377	Stephens	63	163	2.6	13	2
9/15	L	6-20	at Pittsburgh	53,703	Vaughn	31	146	4.7	23	2
9/22	W	24-20	Houston	30,702	Millen	31	92	3.0	14	1
9/29	L	10-24	at Phoenix	26,043	Hunter	18	53	2.9	9	0
10/06	L	10-20	Miami	49,749	Allen	13	50	3.8	11	0
10/13			BYE WEEK		Fryar	2	11	5.5	9	0
10/20	W	26-23	Minnesota OT	45,367	Adams	2	3	1.5	2	0
10/27	L	6-9	Denver	43,994	Chilton	1	0	0.0	0	0
11/03	L	17-22	at Buffalo	78,278	Hodson	4	0	0.0	0	0
11/10	L	20-30	at Miami	56,065	Timpson	1	-4	-4.0	-4	0
11/17	L	21-28	N.Y. Jets	30,743	Coates	1	-6	-6.0	-6	0
11/24	W	16-13	Buffalo	47,053	<b>Patriots</b>	<b>383</b>	<b>1398</b>	<b>3.7</b>	<b>29</b>	<b>4</b>
12/01	L	3-20	at Denver	67,116	<b>Opponents</b>	<b>460</b>	<b>1598</b>	<b>3.4</b>	<b>37</b>	<b>5</b>
12/08	W	23-17	Indianapolis OT	20,131						
12/15	W	6-3	at N.Y. Jets	55,689						
12/22	L	7-29	at Cincinnati	46,394						

TEAM STATISTICS		PATS	OPP
<b>TOTAL FIRST DOWNS</b>		<b>259</b>	<b>312</b>
By Rushing		93	94
By Passing		155	199
By Penalty		11	19
Third Down: Md/Att.		72/213	95/228
Third Down: Eff.		33.8	41.7
Fourth Down: Md/Att.		6/13	4/14
Fourth Down: Eff.		46.2	28.6
<b>POSSESSION AVG.</b>		<b>29:27</b>	<b>30:33</b>
<b>TOTAL NET YARDS</b>		<b>4473</b>	<b>5431</b>
Avg. per Game		279.6	339.4
Total Offensive Plays		977	1050
Avg. per Play		4.4	5.9
<b>NET YARDS RUSHING</b>		<b>1467</b>	<b>1579</b>
Total Rushing Plays		433	460
Avg. per Game		91.7	98.7
<b>NET YARDS PASSING</b>		<b>3006</b>	<b>3852</b>
Avg. per Game		187.9	240.8
Sacked/Yards Lost		63/436	25/183
Good Yards Passing		3442	4035
Att./Completions		481/284	565/335
Completion Pct.		59.0	59.3
Had Intercepted		22	12
<b>PUNTS/AVERAGE</b>		<b>82/39.0</b>	<b>69/42.2</b>
<b>NET PUNTING AVG.</b>		<b>34.6</b>	<b>36.2</b>
<b>PENALTIES/YARDS</b>		<b>97/667</b>	<b>83/608</b>
<b>FUMBLES/BALLS LOST</b>		<b>34/20</b>	<b>31/19</b>
<b>TOUCHDOWNS</b>		<b>22</b>	<b>31</b>
Rushing		9	5
Passing		11	25
Returns		2	1

SCORE BY PERIODS		1	2	3	4	OT	TOTAL
Patriots		40	55	23	84	9	211
Opponents		53	122	32	98	0	305

SCORING	TD	Ru	Pa	Rt	PAT	FG	S	TP
Staurovsky	0	0	0	0	10/11	13/19	0	49
Baumann	0	0	0	0	9/10	7/10	0	30
Russell	4	4	0	0	0	0	0	24
Cook	3	0	3	0	0	0	0	18
Fryar	3	0	3	0	0	0	0	18
Vaughn	3	2	0	1	0	0	0	18
McMurtry	2	0	2	0	0	0	0	12
Stephens	2	2	0	0	0	0	0	12
Timpson	2	0	2	0	0	0	0	12
Childress	1	0	0	1	0	0	0	6
Coates	1	0	1	0	0	0	0	6
Millen	1	1	0	0	0	0	0	6
<b>Patriots</b>	<b>22</b>	<b>9</b>	<b>11</b>	<b>2</b>	<b>19/21</b>	<b>20/29</b>	<b>0</b>	<b>211</b>
<b>Opponents</b>	<b>31</b>	<b>5</b>	<b>25</b>	<b>1</b>	<b>13/31</b>	<b>29/42</b>	<b>1</b>	<b>305</b>

**SACKS:** Tippet 8.5, Veris 4.0, B. Williams 3.5, Brown 3.0, Agnew 2.0, Hobby 2.0, Howard 1.0, Singleton 1.0. Patriots, 25.0, Opponents, 63.0.

FIELD GOALS	1-19	20-29	30-39	40-49	50+
Staurovsky	1/1	2/3	9/12	1/3	0/0
Baumann	0/0	2/2	1/3	4/4	0/1
<b>Patriots</b>	<b>1/1</b>	<b>4/5</b>	<b>10/15</b>	<b>5/7</b>	<b>0/1</b>
<b>Opponents</b>	<b>2/2</b>	<b>12/14</b>	<b>7/7</b>	<b>8/17</b>	<b>0/2</b>

**Staurovsky:** (35G, 39G, 36G) (1) (45N, 33G, 28G) (33G) (38N, 39G) (37G) (38G, 36N, 42G) (20G, 17G, 25N) (46N, 36G, 35N).

**Baumann:** (44G, 37G) (39N) (51B, 46G, 32N) (23G) (24G) (45G, 41G) (1).

**OPPONENTS:** (44WL, 52WR, 42WL, 48B) (30G, 32G) (49G, 32G) (28G, 38G) (42N, 47G) (47G, 58N, 25G) (23G, 32G, 47N, 23G) (35G, 18G, 47N, 34G) (19G, 47N, 21G, 42G) (21G, 42G, 49N, 44G) (1) (23G, 29G) (20G, 24G) (43N, 40G) (23N, 23G, 27N) (49G, 25G).

## STARTERS:

**OFFENSE:** WR Irving Fryar (15), Rob Carpenter (1); LT Bruce Armstrong (16); LG Elbert Crawford (16); C Gene Chilton (16); RG Danny Villa (10), Jon Melander (3), Gregg Rakoczy (2), Freddie Childress (1); RT Pat Harlow (16); TE Marv Cook (16); WR Greg McMurtry (12), Michael Timpson (2), Jon Vaughn (1); QB Hugh Millen (13), Tommy Hodson (3); RB Leonard Russell (15), John Stephens (1); FB Ivy Joe Hunter (11), J. Stephens (2); George Adams (1), J. Vaughn (1); 2nd TE Ben Coates (2).

**DEFENSE:** LE Ray Agnew (9), Garin Veris (3), Brent Williams (3), Marion Hobby (1); NT Tim Goad (15), Fred Smerlas (1); RE B. Williams (13), R. Agnew (1), Sean Smith (1), G. Veris (1); LOLB Andre Tippet (16); LILB Eugene Lockhart (13), RILB Vincent Brown (16); ROLB Chris Singleton (11), David Howard (5); LCB Ronnie Lippett (13), Tim Gordon (1), Jerome Henderson (1), Mickey Washington (1); RCB Maurice Hurst (14), M. Washington (2); SS Harry Colon, T. Gordon (1), M. Washington (1); FS Fred Marion (11), T. Gordon (5); 5th DB David Pool (3).

**1991 Coaching Staff:** Joel Collier Asst. Running Backs/ Receivers, Joe Collier, Defensive Coordinator, Dick Coury, Offensive Coordinator, Ivan Fears, Wide Receivers, Norm Gerber, Inside Linebackers, Bobby Grier, Offensive Backfield, Rod Humenuik, Offensive Line, Stan Jones, Defensive Line, Myrel Moore, Outside Linebackers, Dante Scarnecchia, Special Teams/TE's, Dave Ulyrs, Asst. Special Teams/Defensive Line, Charlie West, Defensive Backs.

**Pro Bowl (2):** T Bruce Armstrong (2), TE Marv Cook (1).

PUNTING	NO	YDS	AVG	NET	TB	IN20	LG	BLK
McCarthy	66	2650	40.2	35.7	3	17	93	2
Wagner	14	548	39.1	29.1	0	0	54	0
<b>Patriots</b>	<b>82</b>	<b>3198</b>	<b>39.0</b>	<b>34.6</b>	<b>3</b>	<b>17</b>	<b>93</b>	<b>2</b>
<b>Opponents</b>	<b>69</b>	<b>2909</b>	<b>42.2</b>	<b>36.2</b>	<b>10</b>	<b>16</b>	<b>71</b>	<b>0</b>

PUNT RETURNS	NO	FC	YDS	AVG	LG	TD
Henderson	27	10	201	7.4	39	0
Fryar	2	4	10	5.0	10	0
Pool	1	0	0	0.0	0	0
Zackery	1	0	0	0.0	0	0
<b>Patriots</b>	<b>31</b>	<b>14</b>	<b>211</b>	<b>6.8</b>	<b>39</b>	<b>0</b>
<b>Opponents</b>	<b>37</b>	<b>20</b>	<b>303</b>	<b>8.2</b>	<b>40</b>	<b>1</b>

KICK RETURNS	NO	YDS	AVG	LG	TD
Vaughn	34	717	21.1	99	1
Allen	8	161	20.1	31	0
Martin	8	178	22.3	26	0
Hobbs	2	0	0.0	0	0
Timpson	2	37	18.5	21	0
Coates	1	6	6.0	6	0
Rakoczy	1	9	9.0	9	0
Rembert	0	0	0.0	0	0
<b>Patriots</b>	<b>56</b>	<b>1108</b>	<b>19.8</b>	<b>99</b>	<b>1</b>
<b>Opponents</b>	<b>51</b>	<b>850</b>	<b>16.7</b>	<b>49</b>	<b>0</b>

PASSING	ATT	CMP	YARDS	CMP%	YDS/ATT	TD	TD%	INT	INT%	LG	SK/YDS	RATING
Millen	409	246	3073	60.1	7.51	9	2.2	18	4.4	60t	54/379	72.5
Hodson	68	36	345	52.9	5.07	1	1.5	4	5.9	32	9/57	47.7
Vaughn	2	1	13	50.0	6.50	1	50.0	0	0.0	13t	0/0	110.4
Fryar	1	0	0	0.0	0.00	0	0	0	0	0	0/0	39.6
McCarthy	1	1	11	100.0	11.0	0	0.0	0	0.0	11	0/0	112.5
<b>Patriots</b>	<b>481</b>	<b>284</b>	<b>3442</b>	<b>59.0</b>	<b>7.16</b>	<b>11</b>	<b>2.3</b>	<b>22</b>	<b>4.6</b>	<b>60t</b>	<b>63/436</b>	<b>69.7</b>
<b>Opponents</b>	<b>565</b>	<b>335</b>	<b>4035</b>	<b>59.3</b>	<b>7.14</b>	<b>25</b>	<b>4.4</b>	<b>12</b>	<b>2.1</b>	<b>65t</b>	<b>25/183</b>	<b>87.1</b>



# 1992 FINAL STATISTICS (2-14)

HEAD COACH: DICK MACPHERSON • FIFTH IN AFC EAST • HOME STADIUM: FOXBORO STADIUM

Date	W/L	Score	Opp.	Att.	RUSHING	NO	YDS	AVG	LG	TD
9/06			BYE WEEK		Vaughn	113	451	4.0	36	1
9/13	L	0-14	at L.A. Rams	40,402	Russell	123	390	3.2	23	2
9/20	L	6-10	Seattle	42,327	Stephens	75	277	3.7	19	2
9/27	L	7-41	Buffalo	52,527	Lockwood	35	162	4.6	23	0
10/4	L	21-30	at N.Y. Jets	60,108	Millen	17	108	6.4	26	0
10/11	L	12-24	San Francisco	54,126	Zolak	18	71	3.9	19	0
10/18	L	17-38	at Miami	57,282	Turner	10	40	4.0	11	0
10/25	L	17-19	Cleveland	32,219	Carlson	11	32	2.9	7	0
11/01	L	7-16	at Buffalo	78,268	Hodson	5	11	2.2	5	0
11/08	L	14-31	New Orleans	45,413	Gash	5	7	1.4	4	1
11/15	W	37-34	at Indianapolis OT	42,631	Fryar	1	6	6.0	6	0
11/22	W	24-3	N.Y. Jets	27,642	McMurtry	2	3	1.5	2	0
11/29	L	0-34	at Atlanta	54,494	Coates	1	2	2.0	2	0
12/06	L	0-6	Indianapolis	19,429	McCarthy	3	-10	-3.3	0	0
12/13	L	20-27	at Kansas City	52,208	<b>Patriots</b>	<b>419</b>	<b>1550</b>	<b>3.7</b>	<b>36</b>	<b>6</b>
12/20	L	10-20	at Cincinnati	45,355	<b>Opponents</b>	<b>521</b>	<b>1951</b>	<b>3.7</b>	<b>53</b>	<b>15</b>
12/27	L	13-16	Miami OT	34,726						

TEAM STATISTICS		PATS	OPP
<b>TOTAL FIRST DOWNS</b>		<b>215</b>	<b>292</b>
By Rushing		71	112
By Passing		130	149
By Penalty		14	31
Third Down: Md/Att.	72/223	77/214	
Third Down: Eff.	32.3	36.0	
Fourth Down: Md/Att.	8/19	6/15	
Fourth Down: Eff.	42.1	40.0	
<b>POSSESSION AVG.</b>		<b>28:28</b>	<b>31:32</b>
<b>TOTAL NET YARDS</b>		<b>3584</b>	<b>5048</b>
Avg. per game		224.0	315.5
Total Offensive Plays		928	1000
Avg. per Play		3.9	5.0
<b>NET YARDS RUSHING</b>		<b>1550</b>	<b>1951</b>
Total Rushing Plays		419	521
Avg. per game		96.6	121.9
<b>NET YARDS PASSING</b>		<b>2034</b>	<b>3097</b>
Avg. per game		127.1	193.6
Sacked/Yards Lost	65/458	20/114	
Gross Yards Passing	2492	3211	
Att./Completions	444/244	459/258	
Completion Pct.	55.0	56.2	
Had Intercepted	19	14	
<b>PUNTS/AVERAGE</b>		<b>103/40.9</b>	<b>75/40.6</b>
<b>NET PUNTING AVG.</b>		<b>35.4</b>	<b>35.3</b>
<b>PENALTIES/YARDS</b>		<b>111/1051</b>	<b>90/673</b>
<b>FUMBLES/BALLS LOST</b>		<b>43/26</b>	<b>30/15</b>
<b>TOUCHDOWNS</b>		<b>25</b>	<b>40</b>
Rushing		6	15
Passing		13	22
Returns		6	3

SCORE BY PERIODS						1	2	3	4	OT	TOTAL
<b>Patriots</b>						<b>61</b>	<b>51</b>	<b>32</b>	<b>58</b>	<b>3</b>	<b>205</b>
<b>Opponents</b>						<b>84</b>	<b>80</b>	<b>88</b>	<b>108</b>	<b>3</b>	<b>363</b>

SCORING	TD	Ru	Pa	Rt	PAT	FG	S	TP
Baumann	0	0	0	0	22/24	11/17	0	55
Fryar	4	0	4	0	0	0	0	24
Coates	3	0	3	0	0	0	0	18
Brown	2	0	0	2	0	0	0	12
Cook	2	0	2	0	0	0	0	12
Russell	2	2	0	0	0	0	0	12
Stephens	2	2	0	0	0	0	0	12
Turner	2	0	2	0	0	0	0	12
Vaughn	2	1	0	1	0	0	0	12
Gash	1	1	0	0	0	0	0	6
Goad	1	0	0	1	0	0	0	6
McMurtry	1	0	1	0	0	0	0	6
Pool	1	0	0	1	0	0	0	6
Singleton	1	0	0	1	0	0	0	6
Timpon	1	0	1	0	0	0	0	6
<b>Patriots</b>	<b>25</b>	<b>6</b>	<b>13</b>	<b>6</b>	<b>22/25</b>	<b>11/17</b>	<b>0</b>	<b>205</b>
<b>Opponents</b>	<b>40</b>	<b>15</b>	<b>22</b>	<b>3</b>	<b>40/40</b>	<b>27/41</b>	<b>1</b>	<b>363</b>

PASSING	ATT	CMP	YARDS	CMP%	YDS/ATT	TD	TD%	INT	INT%	LG	SK/YDS	RATING
Millen	203	124	1203	61.1	5.93	8	3.9	10	4.9	39	33/204	70.3
Zolak	100	52	561	52.0	5.61	2	2.0	4	4.0	65	17/137	58.8
Hodson	91	50	496	54.9	5.45	2	2.2	2	2.2	54	12/96	68.8
Carlson	49	18	232	36.7	4.73	1	2.0	3	6.1	40	3/21	33.7
McMurtry	1	0	0	0.0	0.00	0	0.0	0	0.0	0	0/0	39.6
<b>Patriots</b>	<b>444</b>	<b>244</b>	<b>2492</b>	<b>55.0</b>	<b>5.61</b>	<b>13</b>	<b>2.9</b>	<b>19</b>	<b>4.3</b>	<b>65</b>	<b>65/458</b>	<b>63.2</b>
<b>Opponents</b>	<b>459</b>	<b>258</b>	<b>3211</b>	<b>56.2</b>	<b>7.00</b>	<b>22</b>	<b>4.8</b>	<b>14</b>	<b>3.1</b>	<b>56</b>	<b>20/114</b>	<b>81.3</b>

FIELD GOALS	1-19	20-29	30-39	40-49	50+
Baumann	2/2	4/4	3/7	2/4	0/0
<b>Patriots</b>	<b>2/2</b>	<b>4/4</b>	<b>3/7</b>	<b>2/4</b>	<b>0/0</b>
<b>Opponents</b>	<b>0/0</b>	<b>9/10</b>	<b>11/16</b>	<b>6/12</b>	<b>1/3</b>

**Baumann:** (38N) 0 0 (39N) (246,446) (196,448) (306) 0  
(1) (366,446,186) (326) (48N) (37N) (38N) (276) (256, 296).

**OPPONENTS:** (47N,39N,25N) (256,33N)  
(426,306) (376,406,476) (51N,366) (446)  
(296,286,216,54N,44N,31N,326) 0 (366)  
(35N,42N,486,336) (276) (43N,266,546) (31N,306,486)  
(306,266) (47N,42N,216,396) (386,236,356).

**STARTERS:**  
OFFENSE: WR Irving Fryar (14), Michael Timpson (2); LT Bruce Armstrong (8), Pat Harlow (8); LG Reggie Redding (14), Calvin Stephens (1), Larry Williams (1); C Gene Chilton (16); RG L. Williams (8), Eugene Chung (6), Gregg Rakoczy (2); RT P. Harlow (8), E. Chung (8); TE Marv Cook (15), Ben Coates (1); WR Greg McMurtry (15); QB Hugh Millen (7), Scott Zolak (4), Tommy Hodson (3), Jeff Carlson (2); RB Leonard Russell (10), Jon Vaughn (5), John Stephens (1); FB J. Stephens (15), Kevin Turner (1); 3rd TE B. Coates (1).

**DEFENSE:** LE Ray Agnew (14), Tim Edwards (1), Marion Hobby (1); NT Tim Goad (16); RE Brent Williams (15), M. Hobby (1); LOLB Andre Tippett (13), Dwayne Sabb (2), Vincent Brown (1); LILB V. Brown (12), Johnny Rembert (2), David Howard (1), Eugene Lockhart (1); RILB J. Rembert (8), E. Lockhart (7); ROLB D. Howard (9), Chris Singleton (7); LCB David Pool (14), Jerome Henderson (2); RCB Maurice Hurst (16); SS Tim Gordon (7), Reggie Robbins (6), Roger Brown (2); J. Henderson (1); FS R. Robbins (9), J. Henderson (6), R. Brown (1).

**1992 Coaching Staff:** Joel Collier, Asst. Running Backs/ Receivers, Joe Collier, Defensive Coordinator, Dick Coury, Offensive Coordinator, Ivan Fears, Wide Receivers, Norm Gerber, Inside Linebackers, Bobby Griener, Offensive Backfield, Rod Humenuik, Offensive Line, Stan Jones, Defensive Line, Myrel Moore, Outside Linebackers, Dante Scarnecchia, Special Teams/TE's, Dave Urrus, Asst. Special Teams/Defensive Line, Charlie West, Defensive Backs.

**Pro Bowl (1):** TE Marv Cook (2).

**SACKS:** Tippett 7.0, B. Williams 4.0, Goad 2.5, Agnew 1.0, Edwards 1.0, Howard 1.0, Lambert 1.0, Rembert 1.0, Sabb 1.0, Brown 0.5. Patriots 20.0, Opponents 65.0.



# 1993 FINAL STATISTICS (5-11)

**HEAD COACH: BILL PARCELLS • FOURTH IN AFC EAST • HOME STADIUM: FOXBORO STADIUM**

Date	W/L	Score	Opp.	Att.
9/05	L	14-38	at Buffalo	79,751
9/12	L	16-19	Detroit OT	54,151
9/19	L	14-17	Seattle	50,392
9/26	L	7-45	at N.Y. Jets	64,836
10/03			BYE WEEK	
10/10	W	23-21	at Phoenix	36,115
10/17	L	14-28	Houston	51,037
10/24	L	9-10	at Seattle	56,526
10/31	L	6-9	at Indianapolis	46,522
11/07	L	10-13	Buffalo OT	54,326
11/14			BYE Week	
11/21	L	13-17	at Miami	59,982
11/28	L	0-6	N.Y. Jets	42,810
12/05	L	14-17	at Pittsburgh	51,358
12/12	W	7-2	Cincinnati	29,794
12/19	W	20-17	at Cleveland	48,618
12/26	W	38-0	Indianapolis	26,571
1/02	W	33-27	Miami OT	53,883

TEAM STATISTICS		PATS	OPP
<b>TOTAL FIRST DOWNS</b>		<b>315</b>	<b>269</b>
By Rushing		116	97
By Passing		169	161
By Penalty		30	11
Third Down: Md/Att.	92/237	96/231	
Third Down: Eff.	38.8	41.6	
Fourth Down: Md/Att.	13/27	5/13	
Fourth Down: Eff.	48.1	38.5	
<b>POSSESSION AVG.</b>	<b>29:43</b>	<b>30:17</b>	
<b>TOTAL NET YARDS</b>	<b>5065</b>	<b>4796</b>	
Avg. per Game	316.6	299.8	
Total Offensive Plays	1091	1013	
Avg. per Play	4.6	4.7	
<b>NET YARDS RUSHING</b>	<b>1780</b>	<b>1951</b>	
Total Rushing Plays	502	505	
Avg. per Game	111.3	121.9	
<b>NET YARDS PASSING</b>	<b>3285</b>	<b>2845</b>	
Avg. per Game	205.3	177.8	
Sacked/Yards Lost	23/127	34/242	
Gross Yards Passing	3412	3087	
Att./Completions	566/289	474/280	
Completion Pct.	51.1	59.1	
Had Intercepted	24	13	
<b>PUNTS/AVERAGE</b>	<b>76/40.7</b>	<b>90/41.2</b>	
<b>NET PUNTING AVG.</b>	<b>34.8</b>	<b>34.7</b>	
<b>PENALTIES/YARDS</b>	<b>65/468</b>	<b>111/803</b>	
<b>FUMBLES/BALLS LOST</b>	<b>30/10</b>	<b>20/9</b>	
<b>TOUCHDOWNS</b>	<b>26</b>	<b>32</b>	
Rushing	9	9	
Passing	17	20	
Returns	0	3	

SCORE BY PERIODS		1	2	3	4	OT	TOTAL
Patriots		33	60	54	85	6	238
Opponents		41	103	26	110	6	286

SCORING	TD	Ru	Pa	Rt	PAT	FG	S	TP
Sisson	0	0	0	0	15/15	14/26	0	57
Coates	8	0	0	0	0	0	0	48
Russell	7	7	0	0	0	0	0	42
Bahr	0	0	0	0	10/10	5/5	0	25
Brisby	2	0	2	0	0	0	0	12
Timpson	2	0	2	0	0	0	0	12
Turner	2	0	2	0	0	0	0	12
Cook	1	0	1	0	0	0	0	6
Crittenden	1	0	1	0	0	0	0	6
Croom	1	1	0	0	0	0	0	6
Gash	1	1	0	0	0	0	0	6
McMurtry	1	0	1	0	0	0	0	6
<b>Patriots</b>	<b>26</b>	<b>9</b>	<b>17</b>	<b>0</b>	<b>25/25</b>	<b>19/31</b>	<b>0</b>	<b>238</b>
<b>Opponents</b>	<b>32</b>	<b>9</b>	<b>20</b>	<b>3</b>	<b>32/32</b>	<b>20/24</b>	<b>1</b>	<b>286</b>

RUSHING	NO	YDS	AVG	LG	TD
Russell	300	1088	3.6	21	7
Turner	50	231	4.6	49	0
Croom	60	198	3.3	22	1
Gash	48	149	3.1	14	1
Bledsoe	32	82	2.6	15	0
Secules	8	33	4.1	13	0
Saxon	2	2	1.0	2	0
Zolak	1	0	0.0	0	0
Crittenden	1	-3	-3.0	-3	0
<b>Patriots</b>	<b>502</b>	<b>1780</b>	<b>3.5</b>	<b>49</b>	<b>9</b>
<b>Opponents</b>	<b>505</b>	<b>1951</b>	<b>3.9</b>	<b>57</b>	<b>9</b>

RECEIVING	NO	YDS	AVG	LG	TD
Coates	53	659	12.4	54	8
Brisby	45	626	13.9	39	2
Timpson	42	654	15.6	48	2
Turner	39	333	8.5	26	2
Russell	26	245	9.4	69	0
McMurtry	22	241	11.0	20	1
Cook	22	154	7.0	17	1
Crittenden	16	293	18.3	44	1
Gash	14	93	6.6	15	0
Croom	8	92	11.5	21	0
T. Brown	2	22	11.0	14	0
<b>Patriots</b>	<b>289</b>	<b>3412</b>	<b>11.8</b>	<b>82</b>	<b>17</b>
<b>Opponents</b>	<b>280</b>	<b>3087</b>	<b>11.0</b>	<b>56</b>	<b>20</b>

INTERCEPTIONS	NO	YDS	AVG	LG	TD
Hurst	4	53	13.3	24	0
Wren	3	-7	-2.3	2	0
Barnett	1	40	40.0	40	0
V. Brown	1	24	24.0	24	0
Collins	1	8	8.0	8	0
Thompson	1	4	4.0	4	0
Lambert	1	0	0.0	0	0
Ray	1	0	0.0	0	0
<b>Patriots</b>	<b>13</b>	<b>122</b>	<b>9.4</b>	<b>40</b>	<b>0</b>
<b>Opponents</b>	<b>24</b>	<b>201</b>	<b>8.4</b>	<b>34</b>	<b>1</b>

PUNTING	NO	YDS	AVG	NET	TB	IN20	LG	BLK
Saxon	73	3096	42.4	34.8	7	25	59	3
<b>Patriots</b>	<b>76</b>	<b>3096</b>	<b>40.7</b>	<b>34.8</b>	<b>7</b>	<b>25</b>	<b>59</b>	<b>3</b>
<b>Opponents</b>	<b>90</b>	<b>3709</b>	<b>41.2</b>	<b>34.7</b>	<b>6</b>	<b>19</b>	<b>58</b>	<b>0</b>

PUNT RETURNS	NO	FC	YDS	AVG	LG	TD
T. Brown	25	9	224	9.0	19	0
Harris	23	4	201	8.7	21	0
Crittenden	2	1	37	18.5	30	0
Smith	1	0	0	0.0	0	0
<b>Patriots</b>	<b>51</b>	<b>14</b>	<b>462</b>	<b>9.1</b>	<b>30</b>	<b>0</b>
<b>Opponents</b>	<b>34</b>	<b>6</b>	<b>313</b>	<b>9.2</b>	<b>47</b>	<b>1</b>

KICK RETURNS	NO	YDS	AVG	LG	TD
Crittenden	23	478	20.8	44	0
T. Brown	15	243	16.2	29	0
Harris	6	90	15.0	19	0
Sabb	2	0	0.0	0	0
Cook	1	8	8.0	8	0
Coates	0	0	0.0	0	0
<b>Patriots</b>	<b>47</b>	<b>819</b>	<b>17.4</b>	<b>44</b>	<b>0</b>
<b>Opponents</b>	<b>44</b>	<b>921</b>	<b>20.9</b>	<b>42</b>	<b>0</b>

**SACKS:** Slade 9.0, Tippet 8.5, A. Jones 3.5, Pitts 3.0, Sabb 2.0, Williams 2.0, Agnew 1.5, Brown 1.0, Collins 1.0, Hurst 1.0, Thompson 1.0, Goad 0.5. Patriots, 34.0, Opponents, 23.0.

FIELD GOALS	1-19	20-29	30-39	40-49	50+
Sisson	1/1	8/13	3/4	2/6	0/2
Bahr	1/1	1/1	3/3	0/0	0/0
<b>Patriots</b>	<b>2/2</b>	<b>9/14</b>	<b>6/7</b>	<b>2/6</b>	<b>0/2</b>
<b>Opponents</b>	<b>0/0</b>	<b>12/12</b>	<b>7/7</b>	<b>1/2</b>	<b>0/3</b>

**Sisson:** 0 (266,216,326,28WR) (54S) 0 (37WL,296,236,31G) (42B) (48S,41WR,366,256,19G) (40G,45WL,26G) (28WR,27G) (28G,26WL,40G) (54WL,28B) 0 (27WR).

**Bahr:** (236,34G) (19G) (316,37G).

**OPPONENTS:** (28G) (52WR,226,266,23G, 38G) (52WL,24G) (53WL,42G) 0 (0) (30G) (276,38G,37G) (40WL,27G,32G) (23G) (33G,23G) (35G) 0 (23G) 0 (29G,24G).

## STARTERS:

**OFFENSE:** WR Vincent Brisby (12), Ray Crittenden (1); LT Bruce Armstrong (16); LG Eugene Chung (16); C Mike Arthur (12), Bill Lewis (5); RG Ric Baldinger (15), Todd Ruc-ci (1); RT Pat Harlow (16); TE Marv Cook (12), Ben Coates (4); WR Greg McMurtry (8), Michael Timpson (7); QB Drew Bledsoe (12), Scott Secules (4); RB Leonard Russell (15), Corey Croom (1); FB Kevin Turner (9), Sam Gash (4); 2nd TE B. Coates (6); 3rd WR R. Crittenden (1).

**DEFENSE:** LE Mike Pitts (15), Ray Agnew (1); NT Tim Goad (15); RE John Washington (13), Brent Williams (2); LOLB Andre Tippet (16); LILB Vincent Brown (16); RILB Todd Collins (12), Chris Singleton (4); ROLB Dwayne Sabb (7), Chris Slade (5), Aaron Jones (1); LCB Rod Smith (7), Daryl Wren (5), Reyna Thompson (4); RCB Maurice Hurst (16); SS Corwin Brown (12), Adrian White (4); FS Harlon Barnett (12), Dion Lambert (3), Terry Ray (1).

**1993 Coaching Staff:** Dave Atkins, Offensive Backs, Romeo Crennel, Defensive Line, Al Groh, Defensive Coordinator/Linebackers, Fred Hoaglin, Offensive Line, Chris Palmer, Wide Receivers, Johnny Parker, Strength/Conditioning, Ray Perkins, Offensive Coordinator, Dante Scarnecchia, Special Assistant, Mike Sweatman, Special Teams, Bob Trott, Defensive Backs, Charlie Weis, Tight Ends.

## Pro Bowl (0)

PASSING	ATT	CMP	YARDS	CMP%	YDS/ATT	TD	TD%	INT	INT%	LG	SK/YDS	RATING
Bledsoe	429	214	2494	49.9	5.81	15	3.5	15	3.5	54	16/99	65.0
Secules	134	75	918	56.0	6.85	2	1.5	9	6.7	82	7/28	54.3
Zolak	2	0	0	0.0	0.00	0	0.0	0	0.0	0	0/0	39.6
Turner	1	0	0	0.0	0.00	0	0.0	0	0.0	0	0/0	39.6
<b>Patriots</b>	<b>566</b>	<b>289</b>	<b>3412</b>	<b>51.1</b>	<b>6.03</b>	<b>17</b>	<b>3.0</b>	<b>24</b>	<b>4.2</b>	<b>82</b>	<b>23/127</b>	<b>62.1</b>
<b>Opponents</b>	<b>474</b>	<b>280</b>	<b>3087</b>	<b>59.1</b>	<b>6.51</b>	<b>20</b>	<b>4.2</b>	<b>13</b>	<b>2.7</b>	<b>56</b>	<b>34/242</b>	<b>81.1</b>

# 1994 FINAL STATISTICS (10-6)

HEAD COACH: BILL PARCELLS • SECOND IN AFC EAST (WILD CARD QUALIFIER) • HOME STADIUM: FOXBORO STADIUM

Date	W/L	Score	Opp.	Att.	RUSHING	NO	YDS	AVG	LG	TD
9/04	L	35-39	at Miami	69,613	Butts	243	703	2.9	26	8
9/11	L	35-38	Buffalo	60,274	Thompson	102	312	3.1	13	2
9/18	W	31-28	at Cincinnati	46,460	Turner	36	111	3.1	13	1
9/25	W	23-17	at Detroit	59,618	Gash	30	86	2.9	10	0
10/02	W	17-16	Green Bay	57,522	Thomas	19	67	3.5	13	1
10/09	L	17-21	L.A. Raiders	59,889	Bledsoe	44	40	0.9	7	0
10/16	L	17-24	at N.Y. Jets	71,123	Timson	2	14	7.0	10	0
10/23			BYE WEEK		Coates	1	0	0.0	0	0
10/30	L	3-23	Miami	59,167	Zolak	1	-1	-1.0	-1	0
11/06	L	6-13	at Cleveland	73,878	<b>Patriots</b>	<b>478</b>	<b>1332</b>	<b>2.8</b>	<b>26</b>	<b>12</b>
11/13	W	26-20	Minnesota OT	58,382	<b>Opponents</b>	<b>422</b>	<b>1760</b>	<b>4.2</b>	<b>52</b>	<b>11</b>
11/20	W	23-17	San Diego	59,690						
11/27	W	12-10	at Indianapolis	43,839	<b>RECEIVING</b>	<b>NO</b>	<b>YDS</b>	<b>AVG</b>	<b>LG</b>	<b>TD</b>
12/04	W	24-13	N.Y. Jets	60,138	Coates	96	1174	12.2	62t	7
12/11	W	28-13	Indianapolis	57,656	Timson	74	941	12.7	37	3
12/18	W	41-17	Buffalo	56,784	Thompson	65	465	7.2	27t	5
12/24	W	13-3	at Chicago	60,178	Brisby	58	904	15.6	43	5
					Turner	52	471	9.1	32	2
					Crittenden	28	379	13.5	32	3
					Burke	9	86	9.6	17	0
					Gash	9	61	6.8	19	0
					Butts	9	54	6.0	15	0
					Hawkins	2	22	11.0	14	0
					Thomas	2	15	7.5	9	0
					Harris	1	11	11.0	11	0
					<b>Patriots</b>	<b>405</b>	<b>4583</b>	<b>11.3</b>	<b>62t</b>	<b>25</b>
					<b>Opponents</b>	<b>298</b>	<b>3737</b>	<b>12.5</b>	<b>65t</b>	<b>21</b>

## AFC PLAYOFFS

1/01	L	13-20	at Cleveland	77,452
------	---	-------	--------------	--------

## TEAM STATISTICS

### TOTAL FIRST DOWNS

By Rushing 83

By Passing 243

By Penalty 22

Third Down: Md/Att. 106/257

Third Down: Eff. 41.2

Fourth Down: Md/Att. 18/35

Fourth Down: Eff. 51.4

POSSESSION AVG. 32:08

TOTAL NET YARDS 5776

Avg. per Game 361.0

Total Offensive Plays 1999

Avg. per Play 4.8

NET YARDS RUSHING 1332

Total Rushing Plays 478

Avg. per Game 83.3

NET YARDS PASSING 4444

Avg. per Game 277.8

Sacked/Yards Lost 22/139

Gross Yards Passing 4583

Att./Completions 699/405

Completion Pct. 57.9

Had Intercepted 27

PUNTS/AVERAGE 69/41.2

NET PUNTING AVG. 35.7

PENALTIES/YARDS 78/597

FUMBLES/BALLS LOST 28/11

TOUCHDOWNS 39

Rushing 12

Passing 25

Returns 2

SCORING TD Ru Pa Rt PAT FG S TP

Bahr 0 0 0 0 36/36 27/34 0 117

Butts 8 8 0 0 0 0 0 48

Coates 7 0 7 0 0 0 0 42

Thompson 7 2 2 0 0 0 0 42

Brisby 5 0 5 0 0 0 0 30

Crittenden 3 0 3 0 0 0 0 18

Timson 3 0 3 0 0 0 0 18

Turner 3 1 2 0 0 0 0 18

Reynolds 2 0 2 0 0 0 0 12

Thomas 1 1 0 0 0 0 0 6

O'Neill 0 0 0 0 0 0 0 0

Patriots 39 12 25 2 36/36 27/35 0 351

Opponents 36 11 21 4 32/33 20/25 0 312

2-Pt. Conversions: Patriots 0-2, Opp. 2-3

## PASSING

Bledsoe 691

Zolak 8

Patriots 699

Opponents 545

ATT

400

5

405

298

CMP

4555

28

4583

3737

YARDS

57.9

62.5

57.9

54.7

CMP%

6.59

3.50

6.56

6.86

YDS/ATT

25

0

25

21

TD

3.6

0.0

3.6

3.9

INT

27

0

27

22

INT%

3.9

0.0

3.9

4.0

LG

62t

13

62t

65t

SK/YDS

22/139

0/0

22/139

39/290

RATING

73.6

68.8

73.5

72.2

FIELD GOALS	1-19	20-29	30-39	40-49	50+
Bahr	0/0	14/14	9/12	4/8	0/0
O'Neill	0/0	0/0	0/0	0/1	0/0
<b>Patriots</b>	<b>0/0</b>	<b>14/14</b>	<b>9/12</b>	<b>4/9</b>	<b>0/0</b>
<b>Opponents</b>	<b>0/0</b>	<b>5/5</b>	<b>5/8</b>	<b>8/10</b>	<b>2/2</b>

**Baumann:** 0 (0) (436,246,286,356) (206,286,216) (48S, 32WL,33G) (24G) (40G) (48G)(20G,39G) (38G,39WL,23G) (44WR,39G,48WL,38G,23G) (22G,37G,25G,42G) (33G) (36WL) (33G,20G) (29G,22G,46WL).

**O'Neill:** 0 0 0 0 0 0 (47S) 0 0 0 0 0 0 0 0.

**OPPONENTS:** (42G) (32G) 0 (27G) (27G) 0 (32WL,37G) (44G,50G,48G) (33G,41G) (40G,33G) (48S,34G) (42WR,50G) (46G,26G) (27G,47G) (24G) (44G,388,36WL).

## STARTERS:

**OFFENSE:** WR Vincent Brisby (11), Ray Crittenden (1); LT Bruce Armstrong (16); LG Bob Kratch (16); C Mike Arthur (11), Mike Gisle (5); RG Todd Rucci (10), Doug Skene (6); RT Pat Harlow (16); TE Ben Coates (16); WR Michael Timson (14), R. Crittenden (1); QB Drew Bledsoe (16); RB Marion Butts (15), Leroy Thompson (1); FB Kevin Turner (9), Sam Gash (6); 2nd TE John Burke (6).

**DEFENSE:** LE Mike Pitts (16); NT Tim Goad (13), Ray Agnew (3); RE Mike Jones (16); LOLB Dwayne Sabb (8), Willie McGinest (7); LILB Vincent Brown (16); RILB Todd Collins (7), David Bavaro (5); Marty Moore (4); ROLB Chris Slade (16); LCB Ricky Reynolds (10), Rod Smith (6); RCB Maurice Hurst (16); SS Harlon Barnett (16); FS Myron Guyton (16); 5th DB R. Smith (1).

**1994 Coaching Staff:** Maurice Carthon, Offensive Assistant, Romeo Crennel, Defensive Line, Al Groh, Defensive Coordinator/ Linebackers, Fred Hoaglin, Offensive Line, Chris Palmer, Wide Receivers, Johnny Parker, Strength/Conditioning, Ray Perkins, Offensive Coordinator, Mike Pope, Running Backs, Dante Scarnecchia, Special Assistant, Mike Sweatman, Special Teams, Bob Trott, Defensive Backs, Charlie Weis, Tight Ends.

**Pro Bowl (3):** T Bruce Armstrong (3), QB Drew Bledsoe (1), TE Ben Coates (1).

## KICK RETURNS

Crittenden	24	460	19.2	36	0
Thompson	18	376	20.9	30	0
Croom	10	172	17.2	24	0
Burke	3	11	3.7	6	0
Thomas	3	40	13.3	16	0
T. Brown	1	14	14.0	14	0
DeOssie	1	14	14.0	14	0
Gash	1	9	9.0	9	0
Guyton	1	-1	-1.0	-1	0
Timson	1	28	28.0	28	0
<b>Patriots</b>	<b>63</b>	<b>1123</b>	<b>17.8</b>	<b>36</b>	<b>0</b>
<b>Opponents</b>	<b>63</b>	<b>1375</b>	<b>21.8</b>	<b>80t</b>	<b>1</b>

**SACKS:** Slade 9.5, M. Jones 6.0, McGinest 4.5, A. Jones 4.0, Sabb, 3.5, Goad 3.0, Hurst 2.0, Reynolds 2.0, V. Brown 1.5, T. Barnett 1.0, Pitts 1.0, Agnew 0.5, Smith 0.5. Patriots 39.0, Opponents 22.0.

# 1995 FINAL STATISTICS (6-10)

**HEAD COACH: BILL PARCELLS • FOURTH IN AFC EAST • HOME STADIUM: FOXBORO STADIUM**

Date	W/L	Score	Opp.	Att.	RUSHING	NO	YDS	AVG	LG	TD
9/03	W	17-14	Cleveland	60,126	Martin	368	1487	4.0	49	14
9/10	L	3-20	Miami	60,239	Meaggett	60	250	4.2	25	2
9/17	L	3-28	at San Francisco	66,179	Croom	13	54	4.2	12	0
9/24			BYE WEEK		Bledsoe	20	28	1.4	15	0
10/01	L	17-30	at Atlanta	47,114	Gash	8	24	3.0	9	0
10/08	L	3-37	Denver	60,074	Zolak	4	19	4.8	12	0
10/15	L	26-31	at Kansas City	77,992	Lee	1	4	4.0	4	0
10/23	W	27-14	Buffalo	60,203	<b>Patriots</b>	<b>474</b>	<b>1,866</b>	<b>3.9</b>	<b>49</b>	<b>16</b>
10/29	L	17-20	Carolina OT	60,064	<b>Opponents</b>	<b>448</b>	<b>1,878</b>	<b>4.2</b>	<b>66t</b>	<b>12</b>
11/05	W	20-7	at N.Y. Jets	61,462						
11/12	W	34-17	at Miami	70,339						
11/19	L	10-24	Indianapolis	59,544						
11/26	W	35-25	at Buffalo	69,384						
12/03	L	17-31	New Orleans	59,876						
12/10	W	31-28	N.Y. Jets	46,617						
12/16	L	27-41	at Pittsburgh	57,158						
12/23	L	7-10	at Indianapolis	54,685						

TEAM STATISTICS	PATS	OPP
<b>TOTAL FIRST DOWNS</b>	<b>335</b>	<b>308</b>
Rushing	106	106
Passing	207	181
Penalty	22	21
<b>3rd Down: Made/Att.</b>	<b>99/260</b>	<b>80/215</b>
<b>3rd Down %</b>	<b>38.1</b>	<b>37.2</b>
<b>4th Down: Made/Att.</b>	<b>17/39</b>	<b>7/13</b>
<b>4th Down %</b>	<b>43.6</b>	<b>53.8</b>
<b>POSSESSION AVG.</b>	<b>29:33</b>	<b>30:27</b>
<b>TOTAL NET YARDS</b>	<b>5457</b>	<b>5764</b>
Avg. Per Game	341.1	360.3
Total Plays	1187	1034
Avg. Per Play	4.6	5.6
<b>NET YARDS RUSHING</b>	<b>1866</b>	<b>1878</b>
Avg. Per Game	116.6	117.4
Total Rushes	474	448
<b>NET YARDS PASSING</b>	<b>3591</b>	<b>3886</b>
Avg. Per Game	224.4	242.9
Sacked/Yds Lost	27/198	37/221
Gross Yards	3,789	4,107
Att./Completions	686/351	549/342
Completion Pct.	51.2	62.3
Had Intercepted	16	15
<b>PUNTS/AVERAGE</b>	<b>79/39.2</b>	<b>86/38.8</b>
<b>NET PUNTING</b>	<b>79/32.9</b>	<b>86/32.0</b>
<b>PENALTIES/YARDS</b>	<b>84/676</b>	<b>104/816</b>
<b>FUMBLES/BALLS LOST</b>	<b>32/20</b>	<b>24/14</b>
<b>TOUCHDOWNS</b>	<b>32</b>	<b>44</b>
Rushing	16	12
Passing	14	29
Returns	2	3

SCORE BY PERIODS	1	2	3	4	OT	TOTAL
<b>Patriots</b>	<b>49</b>	<b>84</b>	<b>59</b>	<b>102</b>	<b>0</b>	<b>294</b>
<b>Opponents</b>	<b>60</b>	<b>143</b>	<b>72</b>	<b>99</b>	<b>3</b>	<b>377</b>

SCORING	TD	Ru	Pa	Rt	PAT	FG	S	TP
Bahr	0	0	0	0	27/27	23/33	0	96
Martin	15	14	1	0			0	92
Coates	6	0	6	0			0	36
Brisby	3	0	3	0			0	18
Meaggett	2	2	0	0			0	16
Graham	2	0	2	0			0	12
T. Brown	1	0	0	1			0	6
Gash	1	0	1	0			0	6
W. Moore	1	0	1	0			0	6
Slade	1	0	0	1			0	6
<b>Patriots</b>	<b>32</b>	<b>16</b>	<b>14</b>	<b>2</b>	<b>27/27</b>	<b>23/33</b>	<b>0</b>	<b>294</b>
<b>Opponents</b>	<b>44</b>	<b>12</b>	<b>29</b>	<b>3</b>	<b>40/41</b>	<b>23/32</b>	<b>0</b>	<b>377</b>

2-Pt. Conversions: Meggett 2, Martin. Patriots 3-5, Opp. 2-3.

**SACKS:** McGinest 11.0, V. Brown 4.0, Collons 4.0, Slade 4.0, M. Jones 3.0, Reynolds 2.5, Barnett 2.0, Lewis 1.5, White 1.5, A. Jones 1.0, Law 1.0, T. Roberts 1.0, Johnson 0.5. Patriots 37.0, Opponents 27.0

FIELD GOALS	1-19	20-29	30-39	40-49	50+
Bahr	1/2	12/12	3/7	5/7	2/5
<b>Patriots</b>	<b>1/2</b>	<b>12/12</b>	<b>3/7</b>	<b>5/7</b>	<b>2/5</b>
<b>Opponents</b>	<b>1/1</b>	<b>7/8</b>	<b>11/15</b>	<b>1/4</b>	<b>3/4</b>

**Bahr:** (216,216,286), (296) (34WR,43G), (27G), (51G) (296,20G) (39G,42B,24G) (19S) (41G,29G) (19G,55G,47G) (41G) (29G,43G) (39G,43WL) (31WR,35WL,30WL,31G) (23G,22G) (54S,55S,50S).

**OPPONENTS:** (1) (22G,54B,19G) (1) (34G,54G,31G,32G,33G) (37G,31G,51G) (27G) (23G,23G,47WL) (38WR,27G,39WR,29G) (1) (29WL,36G) (36G) (51G,48G) (24G) (33WR) (43WL,32G,32G) (44WL,35WR,30G).

**STARTERS:**

**OFFENSE:** WR Vincent Brisby (16); LT Bruce Armstrong (16); LG William Roberts (11), Bob Kratch (5); C David Wohlabaugh (11), Jeff Dellenbach (5); RG B. Kratch (11), Todd Rucci (5); RT Max Lane (16); TE Ben Coates (15), John Burke (1); WR Will Moore (13), Kevin Lee (2), Hason Graham (1); QB Drew Bledsoe (15), Scott Zolak (1); RB Curtis Martin (15), Corey Croom (1); FB Sam Gash (12), Robert Grant (1); 2nd TE J. Burke (3).

**DEFENSE:** LE Tim Roberts (12), Ferric Collons (3); NT Reggie White (7), Bruce Walker (5), Mike Jones (3); RE Troy Barnett (15), F. Collons (1); LOLB Willie McGinest (16); LILB Vincent Brown (16); RILB Ted Johnson (12), Marty Moore (2), Bobby Abrams (1); ROLB Chris Slade (16); LCB Ricky Reynolds (16); RCB Maurice Hurst (10), Ty Law (6); SS Terry Ray (12), Myron Guyton (4); FS M. Guyton (10), T. Ray (4), Corwin Brown (2); 5th DB Vernon Lewis (2); 6th DB T. Law (1).

**1995 Coaching Staff:** Maurice Carthon, Offensive Assistant, Romeo Crennel, Defensive Line, Al Groh, Defensive Coordinator/Linebackers, Fred Hoaglin, Offensive Line, Chris Palmer, Wide Receivers, Johnny Parker, Strength/Conditioning, Ray Perkins, Offensive Coordinator, Mike Pope, Tight Ends, Dante Scarnecchia, Defensive Asst./LB's, Mike Sweatman, Special Teams, Bob Trott, Defensive Backs, Charlie Weis, Running Backs.

**Pro Bowl (3):** T. Bruce Armstrong (4), TE Ben Coates (2), RB Curtis Martin (1).

PUNTING	NO	YDS	AVG	NET	BT	IN	20	LG	BLK
O'Neill	41	1514	36.9	31.2	3	14	57	0	0
Wagner	37	1557	42.1	35.4	4	13	57	0	0
Bahr	1	29	29.0	9.0	1	0	29	0	0
<b>Patriots</b>	<b>79</b>	<b>3100</b>	<b>39.2</b>	<b>32.9</b>	<b>8</b>	<b>27</b>	<b>57</b>	<b>0</b>	<b>0</b>
<b>Opponents</b>	<b>86</b>	<b>3339</b>	<b>38.8</b>	<b>32.0</b>	<b>10</b>	<b>21</b>	<b>64</b>	<b>0</b>	<b>0</b>

PUNT RETURNS	NO	FC	YDS	AVG	LG	TD
Meaggett	45	17	383	8.5	23	0
<b>Patriots</b>	<b>45</b>	<b>17</b>	<b>383</b>	<b>8.5</b>	<b>23</b>	<b>0</b>
<b>Opponents</b>	<b>40</b>	<b>11</b>	<b>342</b>	<b>8.6</b>	<b>42</b>	<b>0</b>

KICK RETURNS	NO	YDS	AVG	LG	TD
Meaggett	38	964	25.4	62	0
T. Brown	31	672	21.7	38	0
Gisler	2	19	9.5	11	0
Lee	1	14	14.0	14	0
Frisch	1	8	8.0	8	0
Burke	1	7	7.0	7	0
Grant	1	7	7.0	7	0
<b>Patriots</b>	<b>75</b>	<b>1,691</b>	<b>22.5</b>	<b>62</b>	<b>0</b>
<b>Opponents</b>	<b>67</b>	<b>1,405</b>	<b>21.0</b>	<b>58</b>	<b>0</b>

PASSING	ATT	CMP	YARDS	CMP%	YDS/ATT	TD	TD%	INT	INT%	LG	SK/YDS	RATING
Bledsoe	636	323	3507	50.8	5.51	13	2.0	16	2.5	47t	23/170	63.7
Zolak	49	28	282	57.1	5.76	1	2.0	0	0.0	72	4/28	80.5
Meaggett	1	0	0	0.0	0.00	0	0.0	0	0.0	0	0/0	39.6
<b>Patriots</b>	<b>686</b>	<b>351</b>	<b>3789</b>	<b>51.2</b>	<b>5.52</b>	<b>14</b>	<b>2.0</b>	<b>16</b>	<b>2.3</b>	<b>72</b>	<b>27/198</b>	<b>64.8</b>
<b>Opponents</b>	<b>549</b>	<b>342</b>	<b>4107</b>	<b>62.3</b>	<b>7.48</b>	<b>29</b>	<b>5.3</b>	<b>15</b>	<b>2.7</b>	<b>70t</b>	<b>37/221</b>	<b>91.4</b>

## 1996 FINAL STATISTICS (11-5)

HEAD COACH: BILL PARCELLS • AFC EAST DIVISION CHAMPIONS • HOME STADIUM: FOXBORO STADIUM

Date	W/L	Score	Opp.	Att.	RUSHING	NO	YDS	AVG	LG	TD	KICK RETURNS	NO	YDS	AVG	LG	TD
9/01	L	10-24	at Miami	71,542	Martin	316	1152	3.6	57	14	Megett	34	781	23.0	54	0
9/08	L	10-17	at Buffalo	78,104	Megett	40	122	3.1	12	0	T. Brown	29	634	21.9	51	0
9/15	W	31-0	Arizona	59,118	Grier	27	105	3.9	26	1	Gisler	1	9	9.0	9	0
9/22	W	28-25	Jacksonville OT	59,446	Glenn	5	42	8.4	26	0	Patriots	64	1424	22.3	54	0
9/29			BYE WEEK		Bledsoe	24	27	1.1	8	0	Opponents	81	1683	20.8	70	0
10/06	W	46-38	at Baltimore	63,569	Gash	8	15	1.9	3	0	SACKS: McGinest 9.5, Slade 7.0, Bruschi 4.0, Sagapolutele 3.0, Jones 2.0, Eaton 1.0, Milloy 1.0, Ray 1.0, Smith 1.0, Wheeler 1.0, Wyman 1.0, Collons 0.5, McGreuder 0.5, Sabb 0.5. Patriots 33.0, Opponents 30.0.					
10/13	L	22-27	Washington	59,638	Jefferson	1	6	6.0	6	0	FIELD GOALS					
10/20	W	27-9	at Indianapolis	58,725	Byars LG	2	2	1.0	3	0	Vinatieri	1/1	9/10	8/8	8/14	1/2
10/27	W	28-25	Buffalo	58,588	Byars TM	2	2	1.0	3	0	Patriots	1/1	9/10	8/8	8/14	1/2
11/03	W	42-23	Miami	58,942	Zolak	4	-3	-7	0	0	Opponents	0/0	10/10	10/11	2/6	1/2
11/10	W	31-27	at N.Y. Jets	61,715	Patriots	427	1468	3.4	57	15	STARTERS:					
11/17	L	8-34	Denver	59,452	Opponents	434	1502	3.5	36	14	OFFENSE: WR Shawn Jefferson (15), Dietrich Jells (1); LT Bruce Armstrong (16); LG William Roberts (16); C Dave Wohlbaugh (16); RG Todd Rucci (12), Bob Kratch (4); RT Max Lane (16); TE Ben Coates (15), John Burke (1); WR Terry Glenn (15), Will Moore (1); QB Drew Bledsoe (16); RB Curtis Martin (15), David Meggett (1); FB Sam Gash (9), Keith Byars (1); 3rd TE K. Byars (4), J. Burke (1).					
11/24	W	27-13	Indianapolis	58,226	RECEIVING	NO	YDS	AVG	LG	TD	DEFENSE: LE Mike Jones (7), Ferric Collons (4), Willie McGinest (3), Chris Slade (2); LDT Mark Wheeler (14), M. Jones (2); RDT Pio Sagapolutele (10), Devin Wyman (4), F. Collons (1), M. Wheeler (1); RE W. McGinest (13), Mike Jones (3); LLB Todd Collins (5), Monty Brown (4), C. Slade (4), Dwayne Sabb (2); MLB Ted Johnson (15); RLB D. Sabb (5), T. Collins (4), M. Brown (3), C. Slade (3); LCB Ty Law (12), Ricky Reynolds (4); RCB Jimmy Hitchcock (5), R. Reynolds (5), Otis Smith (5), Willie Clay (1); SS Terry Ray (7), Lawyer Milloy (8); FS W. Clay (15), L. Milloy (1).					
12/01	W	45-7	at San Diego	59,209	Glenn	90	1132	12.6	37	6	1996 Coaching Staff: Bill Belichick, Assistant Head Coach/Secondary, Maurice Carthon, Running Backs, Romeo Crennel, Defensive Line, Al Groh, Defensive Coordinator/ Linebacks, Fred Hoaglin, Offensive Line, Chris Palmer, Quarterbacks, Johnny Parker, Strength/Conditioning, Ray Perkins, Offensive Coordinator, Mike Pope, Tight Ends, Dante Scarnecchia, Defensive Asst./LB's, Mike Sweatman, Special Teams, Charlie Weis, Running Backs.					
12/08	W	34-10	N.Y. Jets	54,621	Coates	62	682	11.0	84t	9	Pro Bowl (6): T. Bruce Armstrong (5), QB Drew Bledsoe (2), TE Ben Coates (3), RB Curtis Martin (2), RE Willie McGinest (1), KR David Meggett (1).					
12/15	L	6-12	Dallas	64,578	Jefferson	50	771	15.4	42	4						
12/21	W	33-22	at N.Y. Giants	65,387	Martin	46	333	7.2	41	3						
AFC PLAYOFFS					Megett	33	292	8.8	26	0						
1/05	W	28-3	Pittsburgh	60,188	Gash	33	276	8.4	28	2						
1/12	W	20-6	Jacksonville	60,190	Byars LG	32	289	9.0	27	2						
SUPER BOWL XXXI (at New Orleans, La.)					Byars TM	27	249	9.2	27	2						
1/26	L	21-35	Green Bay	72,301	T. Brown	21	222	10.6	38	0						
TEAM STATISTICS					Graham	5	64	12.8	23	0						
TOTAL FIRST DOWNS					W. Moore	3	37	12.3	16	0						
Rushing					Burke	1	19	19.0	19	0						
Passing					Grier	1	8	8.0	8	0						
Penalty					Jells	1	5	5.0	5	0						
3rd Down: Made/Att					Bartrum	1	1	1.0	1t	1						
3rd Down Pct.					Patriots	374	4091	10.9	84t	27						
4th Down: Made/Att					Opponents	322	4055	12.6	63t	17						
4th Down Pct.					INTERCEPTIONS	NO	YDS	AVG	LG	TD						
POSSESSION AVG.					Clay	4	50	12.5	35	0						
TOTAL NET YARDS					Law	3	45	15.0	38t	1						
Per Game					Smith LG	2	20	10.0	11	0						
Total Plays					Smith TM	2	20	10.0	11	0						
Per Play					Hitchcock	2	14	7.0	14	0						
NET YARDS RUSHING					Henderson	2	7	3.5	7	0						
Per Game					Reynolds	2	7	3.5	7	0						
Total Rushes					McGinest	1	46	46.0	46t	1						
NET YARDS PASSING					Ray	1	43	43.0	43	0						
Per Game					Collins	1	7	7.0	7	0						
Sacked/Yards Lost					Slade	1	2	2.0	2	0						
Gross Yards					Johnson	1	0	0.0	0	0						
Att./Completions					Sabb	1	0	0.0	0	0						
Completion Pct.					Patriots	23	255	11.1	46t	2						
Had Intercepted					Opponents	15	191	12.7	60	1						
PUNTS/AVERAGE					PUNTING	NO	YDS	AVG	NET	TB	IN20	LG	BLK			
NET PUNTING AVG.					Tupa	63	2739	43.5	36.0	7	14	62	0			
PENALTIES/YARDS					Vinatieri	1	27	27.0	27.0	0	1	27	0			
FUMBLES/BALL LOST					Patriots	64	2766	43.2	35.8	7	15	62	0			
TOUCHDOWNS					Opponents	82	3483	42.5	33.6	7	18	58	1			
Rushing					PUNT RETURNS	NO	FC	YDS	AVG	LG	TD					
Passing					Mcgett	52	9	588	11.3	60t	1					
Returns					Patriots	52	9	588	11.3	60t	1					
SCORE BY PERIODS					Opponents	34	8	334	9.8	36	0					
1																
2																
3																
4																
OT TOTAL																
Patriots					59	123	108	105	3	418						
Opponents					79	105	75	74	4	313						
SCORING					TD	Ru	Pa	Rt	PAT	FG	S	TP				
Vinatieri					0	0	0	0	39/42	27/35	0	120				
Martin					17	14	3	0			0	104				
Coates					9	0	0	0			0	56				
Glenn					6	0	0	0			0	36				
Jefferson					4	0	0	0			0	24				
Byars LG					2	0	2	0			0	14				
Byars TM					2	0	2	0			0	14				
Gash					2	0	2	0			0	14				
McGinest					2	0	0	2			0	6				
Bartrum					1	0	1	0			0	6				
C. Brown					1	0	0	0			0	6				
Bruschi					1	0	0	1			0	6				
Grier					1	1	0	0			0	6				
Law					1	0	0	1			0	6				
Meggett					1	0	0	1			0	6				
Patriots					48	15	27	6	39/42	27/35	1	418				
Opponents					34	14	17	3	28/28	23/29	1	313				
2-P. Conversions:					Byars, Coates, Gash, Martin, Team											
4-6, Opponents 5-6.																
PASSING					ATT	CMP	YARDS	CMP%	YDS/ATT	TD	TD%	INT	INT%	LG	SK/YDS	RATING
Bledsoe					623	373	4086	59.9	6.56	27	4.3	15	2.4	84t	30/190	83.7
Tupa					2	0	0	0.0	0.00	0	0.0	0	0.0	0	0/0	39.6
Grier					1	0	0	0.0	0.00	0	0.0	0	0.0	0	0/0	39.6
Meggett					1	0	0	0.0	0.00	0	0.0	0	0.0	0	0/0	39.6
Zolak					1	1	5	100.0	5.00	0	0.0	0	0.0	5	0/0	87.5
Patriots					628	374	4091	59.6	6.51	27	4.3	15	2.4	84t	30/190	83.2
Opponents					596	322	4055	54.0	6.80	17	2.9	23	3.9	83t	33/252	68.9

Z-Pt. Conversions: Byars, Coates, Gash, Martin, Team 4-6, Opponents 5-6.

# 1997 FINAL STATISTICS (10-6)

**HEAD COACH: PETE CARROLL • AFC EAST DIVISION CHAMPIONS • HOME STADIUM: FOXBORO STADIUM**

Date	W/L	Score	Opp.	Att.
8/31	W	41-7	San Diego	60,190
9/07	W	31-6	Indianapolis	53,632
9/14	W	27-24	N.Y. Jets	60,072
9/21	W	31-3	Chicago	59,873
9/28			BYE WEEK	
10/06	L	13-34	at Denver	75,821
10/12	W	33-6	Buffalo	59,802
10/19	L	19-24	at N.Y. Jets	71,061
10/27	L	10-28	Green Bay	59,972
11/02	L	18-23	at Minnesota	62,917
11/09	W	31-10	at Buffalo	65,783
11/16	L	7-27	at Tampa Bay	70,479
11/23	W	27-24	Miami	59,002
11/30	W	20-17	Indianapolis	58,507
12/07	W	26-20	at Jacksonville	73,446
12/13	L	21-24	Pittsburgh	60,013
12/22	W	14-12	at Miami	74,379

## AFC PLAYOFFS

Date	W/L	Score	Opp.	Att.
12/28	W	17-3	Miami	60,041
1/03	L	6-7	at Pittsburgh	61,228

TEAM STATISTICS	PATS	OPP
<b>TOTAL FIRST DOWNS</b>	<b>267</b>	<b>322</b>
Rushing	71	114
Passing	173	183
Penalty	23	25
3rd Down: Made/Att	88/218	90/233
3rd Down Pct.	40.4	38.6
4th Down: Made/Att	3/13	16/30
4th Down Pct.	23.1	53.3
<b>POSSESSION AVG.</b>	<b>28:08</b>	<b>31:52</b>
<b>TOTAL NET YARDS</b>	<b>5014</b>	<b>5085</b>
Avg. Per Game	313.4	317.8
Total Plays	960	1100
Avg. Per Play	5.2	4.6
<b>NET YARDS RUSHING</b>	<b>1464</b>	<b>1616</b>
Avg. Per Game	91.5	101.0
Total Rushes	398	436
<b>NET YARDS PASSING</b>	<b>3550</b>	<b>3469</b>
Avg. Per Game	221.9	216.8
Sacked/Yards Lost	30/258	45/303
Gross Yards	3808	3772
Att./Completions	532/321	619/368
Completion Pct.	60.3	59.5
Had Intercepted	15	19
<b>PUNTS/AVERAGE</b>	<b>79/45.2</b>	<b>74/44.4</b>
<b>NET PUNTING AVG.</b>	<b>79/26.1</b>	<b>74/26.5</b>
<b>PENALTIES/YARDS</b>	<b>99/845</b>	<b>106/763</b>
<b>FUMBLES/BALL LOST</b>	<b>17/7</b>	<b>29/13</b>
<b>TOUCHDOWNS</b>	<b>42</b>	<b>33</b>
Rushing	6	16
Passing	31	14
Returns	5	3

SCORE BY PERIODS	1	2	3	4	OT	TOTAL
Patriots	82	126	61	97	3	369
Opponents	60	39	89	98	3	289

SCORING	TD	Ru	Pa	Rt	PAT	FG	S	TP
Vinatieri	0	0	0	0	40/40	25/29	0	115
Coates	8	0	8	0	0	0	0	48
Brown	6	0	6	0	0	0	0	36
Martin	5	4	1	0	0	0	0	30
Byars	3	0	3	0	0	0	0	18
Gash	3	0	3	0	0	0	0	18
Purnell	3	0	3	0	0	0	0	18
Brisby	2	0	2	0	0	0	0	12
Glenn	2	0	2	0	0	0	0	12
Jefferson	2	0	2	0	0	0	0	12
Meggett	2	0	2	0	0	0	0	12
Clay	1	0	0	1	0	0	0	6
Cullors	1	0	0	1	0	0	0	6
Grier	1	0	0	1	0	0	0	6
Hitchcock	1	0	0	1	0	0	0	6
Slade	1	0	0	1	0	0	0	6
Whigham	1	0	0	1	0	0	0	6
<b>Patriots</b>	<b>42</b>	<b>6</b>	<b>31</b>	<b>5</b>	<b>40/40</b>	<b>25/29</b>	<b>1</b>	<b>369</b>
<b>Opponents</b>	<b>33</b>	<b>16</b>	<b>14</b>	<b>3</b>	<b>29/29</b>	<b>20/24</b>	<b>0</b>	<b>289</b>

2-Pt. Conversions: Team 0-2, Opponents 1-0.

RUSHING	NO	YDS	AVG	LG	TD
Martin	274	1160	4.2	70t	4
Cullors	22	101	4.6	24	0
Grier	33	75	2.3	12	1
Meggett	20	60	3.0	10	1
Bledsoe	28	55	2.0	8	0
Byars	11	24	2.2	5	0
Gash	6	10	1.7	4	0
Zolak	3	-3	-1.0	-1	0
Brown	1	-18	-18.0	-18	0
<b>Patriots</b>	<b>398</b>	<b>1464</b>	<b>3.7</b>	<b>70t</b>	<b>6</b>
<b>Opponents</b>	<b>436</b>	<b>1616</b>	<b>3.7</b>	<b>34</b>	<b>16</b>

RECEIVING	NO	YDS	AVG	LG	TD
Coates	66	737	11.2	35	8
Jefferson	54	841	15.6	76	2
Brown	41	607	14.8	67	6
Martin	41	296	7.2	22	1
Glenn	27	431	16.0	50	2
Brisby	23	276	12.0	31	2
Gash	22	154	7.0	19	3
Byars	20	189	9.5	51	3
Meggett	19	203	10.7	49t	1
Purnell	5	57	11.4	20t	3
Cullors	2	8	4.0	6	0
Jells	1	9	9.0	9	0
<b>Patriots</b>	<b>321</b>	<b>3808</b>	<b>11.9</b>	<b>76</b>	<b>31</b>
<b>Opponents</b>	<b>368</b>	<b>3772</b>	<b>10.3</b>	<b>51</b>	<b>14</b>

INTERCEPTIONS	NO	YDS	AVG	LG	TD
Clay	6	109	18.2	53t	1
Law	3	70	23.3	40	0
Milloy	3	15	5.0	15	0
Hitchcock	2	104	52.0	100t	1
Whigham	2	60	30.0	60t	1
Moore	2	7	3.5	7	0
Slade	1	1	1.0	1t	1
<b>Patriots</b>	<b>19</b>	<b>363</b>	<b>19.3</b>	<b>100t</b>	<b>4</b>
<b>Opponents</b>	<b>15</b>	<b>216</b>	<b>14.2</b>	<b>45</b>	<b>2</b>

PUNTING	NO	YDS	AVG	NET	TB	INZO	LG	BLK
Tupa	78	3569	45.8	36.1	14	24	73	1
<b>Patriots</b>	<b>78</b>	<b>3569</b>	<b>45.8</b>	<b>36.1</b>	<b>14</b>	<b>24</b>	<b>73</b>	<b>1</b>
<b>Opponents</b>	<b>74</b>	<b>3288</b>	<b>44.4</b>	<b>36.5</b>	<b>6</b>	<b>17</b>	<b>66</b>	<b>0</b>

PUNT RETURNS	NO	FC	YDS	AVG	LG	TD
Meggett	45	8	467	10.4	47	0
<b>Patriots</b>	<b>45</b>	<b>8</b>	<b>467</b>	<b>10.4</b>	<b>47</b>	<b>0</b>
<b>Opponents</b>	<b>38</b>	<b>11</b>	<b>437</b>	<b>11.5</b>	<b>26</b>	<b>0</b>

KICK RETURNS	NO	YDS	AVG	LG	TD
Meggett	33	816	24.7	61	0
Cullors	15	386	25.7	86t	1
Canty	4	115	28.8	63	0
Coates	1	20	20.0	20	0
<b>Patriots</b>	<b>53</b>	<b>1337</b>	<b>26.2</b>	<b>86t</b>	<b>1</b>
<b>Opponents</b>	<b>75</b>	<b>1651</b>	<b>22.0</b>	<b>92t</b>	<b>1</b>

**SACKS:** Slade 9.0, Thomas 7.0, Bruschi 4.0, Johnson 4.0, Jones 4.0, Wheeler 4.0, Canty 2.0, McGinest 2.0, Whigham 2.0, Collins 1.5, Eaton 1.0, Israel 1.0, McGruder 1.0, Law 0.5; Patriots 45.0, Opponents 30.0.

FIELD GOALS	1-19	20-29	30-39	40-49	50+
Vinatieri	0/0	11/11	7/9	6/8	1/1
<b>Team</b>	<b>0/0</b>	<b>11/11</b>	<b>7/9</b>	<b>6/8</b>	<b>1/1</b>
<b>Opponents</b>	<b>0/0</b>	<b>7/8</b>	<b>7/10</b>	<b>5/8</b>	<b>1/3</b>

**Vinatieri:** (216,266) (216) (336,346) (276) (266,496) (206,236,416,526) (246) (386) (226,256) (426,42N, 45N) (0) (366,276,30N) (326,486) (446,416, 336,396,32N) (0).

**OPPONENTS:** (0) (456,386) (276,298) (386) (216,48N,336) (34N) (35N,356,68N,36N) (0) (246,236,416) (236) (446,446) (256) (246,42N) (44N) (366,346,316) (506,416,51N).

**STARTERS:**  
**OFFENSE:** WR Shawn Jefferson (14); LT Bruce Armstrong (16); LG Max Lane (15), Heath Irwin (1); C Dave Wohlbaugh (14), Mike Gishler (2); RG Todd Rucci (16); RT Zefross Moss (15), M. Lane (1); TE Ben Coates (16); QB Drew Bledsoe (16); RB Curtis Martin (13), David Meggett (2), Derrick Cullors (1); FB Keith Byars (8), Sam Gash (5); 3rd WR Vincent Brisby (3); 2nd TE Lovett Purnell (2).

**DEFENSE:** LE Chris Sullivan (7), Ferric Collons (5), Mike Jones (4); LDT Mark Wheeler (14), Chad Eaton (1), M. Jones (1); RDT Henry Thomas (16); RE Willie McGinest (11), C. Sullivan (3), M. Jones (2); LLB Chris Slade (16); MLB Ted Johnson (16); RLB Todd Collins (15), Tedy Bruschi (1); LCB Ty Law (16); RCB Jimmy Hitchcock (15), Chris Canty (1); SS Lawyer Milloy (16); FS Willie Clay (16).

**1997 Coaching Staff:** Paul Boudreau, Offensive Line, Jeff Davidson, Tight Ends, Ray Hamilton, Defensive Line, Larry Kennan, Offensive Coordinator, Ron Lynn, Defensive Backs, Johnny Parker, Strength/ Conditioning, Andre Patterson, Defensive Assistant, Bo Pelini, Linebackers, Dante Scarnecchia, Special Teams, Steve Sidwell, Defensive Coordinator, Carl Smith, Asst. Head Coach/Quarterbacks, Steve Walters, Wide Receivers, Kirby Wilson, Running Backs.

**Pro Bowl (5):** T Bruce Armstrong (6), QB Drew Bledsoe (3), TE Ben Coates (4), LB Chris Slade (1), SpL Larry Whigham (1).

PASSING	ATT	CMP	YARDS	CMP%	YDS/ATT	TD	TD%	INT	INT%	LG	SK/YDS	RATING
Bledsoe	522	314	3706	60.2	7.10	28	5.4	15	2.9	76	30/258	87.7
Zolak	9	6	67	66.7	7.44	2	22.2	0	0.0	20t	0/0	128.2
Meggett	1	1	35	100.0	35.0	1	100.0	0	0.0	35t	0/0	158.3
<b>Patriots</b>	<b>532</b>	<b>321</b>	<b>3808</b>	<b>60.3</b>	<b>7.16</b>	<b>31</b>	<b>5.8</b>	<b>15</b>	<b>2.8</b>	<b>76</b>	<b>30/258</b>	<b>89.9</b>
<b>Opponents</b>	<b>619</b>	<b>368</b>	<b>3772</b>	<b>59.5</b>	<b>6.09</b>	<b>14</b>	<b>2.3</b>	<b>19</b>	<b>3.1</b>	<b>51</b>	<b>45/303</b>	<b>71.8</b>

## 1998 FINAL STATISTICS (9-7)

HEAD COACH: PETE CARROLL • FOURTH IN AFC EAST (WILD CARD PLAYOFF QUALIFIER) • HOME STADIUM: FOXBORO STADIUM

Date	W/L	Score	Opp.	Att.
9/07	L	21-27	at Denver	74,745
9/13	W	29-6	Indianapolis	60,068
9/20	W	27-16	Tennessee	59,973
9/27			BYE WEEK	
10/04	W	30-27	at New Orleans	56,172
10/11	W	40-10	Kansas City	59,749
10/19	L	14-24	N.Y. Jets	60,062
10/25	L	9-12	at Miami OT	73,973
11/01	W	21-16	at Indianapolis	58,056
11/08	L	10-41	Atlanta	59,790
11/15	L	10-13	at Buffalo	72,020
11/23	W	26-23	Miami	58,729
11/29	W	25-21	Buffalo	58,304
12/06	W	23-9	at Pittsburgh	58,632
12/13	L	18-32	at St. Louis	48,946
12/20	W	24-21	San Francisco	59,153
12/27	L	10-31	at N.Y. Jets	74,302
AFC PLAYOFFS				
1/03	L	10-25	at Jacksonville	72,559

TEAM STATISTICS	PATS	OPP
<b>TOTAL FIRST DOWNS</b>	<b>281</b>	<b>305</b>
Rushing	68	76
Passing	184	208
Penalty	29	21
3rd Down: Made/Att	90/237	98/230
3rd Down Pct.	38.0	42.6
4th Down: Made/Att	10/21	4/14
4th Down Pct.	47.6	28.6
<b>POSSESSION AVG.</b>	<b>28:34</b>	<b>31:26</b>
<b>TOTAL NET YARDS</b>	<b>5140</b>	<b>5182</b>
Avg. Per Game	321.3	323.9
Total Plays	999	1053
Avg. Per Play	5.1	4.9
<b>NET YARDS RUSHING</b>	<b>1480</b>	<b>1547</b>
Avg. Per Game	92.5	96.7
Total Rushes	403	447
<b>NET YARDS PASSING</b>	<b>3660</b>	<b>3635</b>
Avg. Per Game	228.8	227.2
Sacked/Yards Lost	40/344	36/222
Gross Yards	4004	3857
Att./Completions	556/295	570/336
Completion Pct.	53.1	58.9
Had Interception	17	24
<b>PUNTS/AVERAGE</b>	<b>74/44.5</b>	<b>73/42.5</b>
<b>NET PUNTING AVG.</b>	<b>74/35.4</b>	<b>73/34.9</b>
<b>PENALTIES/YARDS</b>	<b>108/853</b>	<b>104/787</b>
<b>FUMBLES/BALL LOST</b>	<b>20/17</b>	<b>16/17</b>
<b>TOUCHDOWNS</b>	<b>35</b>	<b>36</b>
Rushing	9	8
Passing	23	26
Returns	3	2

SCORE BY PERIODS	1	2	3	4	OT	TOTAL
Patriots	60	116	62	99	0	337
Opponents	64	111	67	84	3	329

SCORING	TD	Ru	Pa	Rt	PAT	FG	S	TP
Vinateri	0	0	0	0	32/32	31/39	0	127
Edwards	12	9	3	0	0	0	0	72
Coates	6	0	6	0	0	0	0	36
Glenn	3	0	3	0	0	0	0	18
Simmons	3	0	3	0	0	0	0	18
Brisby	2	0	2	0	0	0	0	12
Jefferson	2	0	2	0	0	0	0	12
Purnell	2	0	2	0	0	0	0	12
Brown	1	0	1	0	0	0	0	6
Cullors	1	0	1	0	0	0	0	6
Law	1	0	0	1	0	0	0	6
Milloy	1	0	0	1	0	0	0	6
Thomas	1	0	0	1	0	0	0	6
Patriots	35	9	23	3	32/32	31/39	0	337
Opponents	36	8	26	2	30/30	27/32	0	329

2-Pt. Conversions: Patriots 1-3, Opponents 1-6.

RUSHING	NO	YDS	AVG	LG	TD
Edwards	291	1115	3.8	53	9
Shaw	48	236	4.9	71	0
Cullors	18	48	2.7	15	0
Bledsoe	28	44	1.6	10	0
Floyd	6	22	3.7	10	0
Jefferson	1	15	15.0	15	0
Carter	2	3	1.5	3	0
Zolak	5	0	0.0	4	0
Glenn	2	-1	-0.5	7	0
Tupa	2	-2	-1.0	-1	0
<b>Patriots</b>	<b>403</b>	<b>1480</b>	<b>3.7</b>	<b>71</b>	<b>9</b>
<b>Opponents</b>	<b>447</b>	<b>1547</b>	<b>3.5</b>	<b>34t</b>	<b>8</b>

RECEIVING	NO	YDS	AVG	LG	TD
Coates	67	668	10.0	33	6
Glenn	50	792	15.8	86t	3
Edwards	35	331	9.5	46	3
Jefferson	34	771	22.7	61t	2
Simmons	23	474	20.6	63t	3
Brown	23	346	15.0	52	1
Carter	18	166	9.2	49	0
Cullors	14	146	10.4	43	1
Purnell	12	92	7.7	22	2
Brisby	7	96	13.7	27	2
Shaw	6	30	5.0	11	0
Ellard	5	86	17.2	19	0
Floyd	1	6	6.0	6	0
<b>Patriots</b>	<b>295</b>	<b>4004</b>	<b>13.6</b>	<b>86t</b>	<b>23</b>
<b>Opponents</b>	<b>336</b>	<b>3857</b>	<b>11.5</b>	<b>84t</b>	<b>26</b>

INTERCEPTIONS	NO	YDS	AVG	LG	TD
Law	9	133	14.8	59t	1
Milloy	6	54	9.0	30t	1
Clay	3	19	6.3	19	0
Israel	3	13	4.3	12	0
Thomas	1	24	24.0	24t	1
Canty	1	12	12.0	12	0
Whigham	1	0	0.0	0	0
<b>Patriots</b>	<b>24</b>	<b>255</b>	<b>10.6</b>	<b>59t</b>	<b>3</b>
<b>Opponents</b>	<b>17</b>	<b>197</b>	<b>11.6</b>	<b>36</b>	<b>0</b>

PUNTING	NO	YDS	AVG	NET	TB	IN20	LG	BLK
Tupa	74	3294	44.5	35.4	9	13	64	0
<b>Patriots</b>	<b>74</b>	<b>3294</b>	<b>44.5</b>	<b>35.4</b>	<b>9</b>	<b>13</b>	<b>64</b>	<b>0</b>
<b>Opponents</b>	<b>73</b>	<b>3100</b>	<b>42.5</b>	<b>34.9</b>	<b>8</b>	<b>20</b>	<b>58</b>	<b>0</b>

PUNT RETURNS	NO	FC	YDS	AVG	LG	TD
Brown	17	8	225	13.2	39	0
Canty	16	7	170	10.6	36	0
Clay	0	2	0	-	0	0
<b>Patriots</b>	<b>33</b>	<b>17</b>	<b>395</b>	<b>12.0</b>	<b>39</b>	<b>0</b>
<b>Opponents</b>	<b>43</b>	<b>8</b>	<b>493</b>	<b>11.5</b>	<b>76</b>	<b>0</b>

KICK RETURNS	NO	YDS	AVG	LG	TD
Cullors	45	1085	24.1	68	0
Canty	11	198	18.0	29	0
Sullivan	2	14	7.0	9	0
Bruschi	1	4	4.0	4	0
Eaton	1	13	13.0	13	0
Shaw	1	16	16.0	16	0
Whigham	1	0	0.0	0	0
<b>Patriots</b>	<b>62</b>	<b>1330</b>	<b>21.5</b>	<b>68</b>	<b>0</b>
<b>Opponents</b>	<b>71</b>	<b>1335</b>	<b>18.8</b>	<b>37</b>	<b>0</b>

**SACKS:** Thomas 6.5, Eaton 6.0, Slade 4.0, McGinest 3.5, Spires 3.0, Bruschi 2.0, Israel 2.0, Johnson 2.0, Mitchell 2.0, Sullivan 2.0, Canty 1.0, C. Carter 1.0, Milloy 1.0; Patriots 36.0, Opponents 40.0.

## FIELD GOALS 1-19 20-29 30-39 40-49 50+

Vinateri	3/3	8/8	9/14	9/12	2/2
<b>Patriots</b>	<b>3/3</b>	<b>8/8</b>	<b>9/14</b>	<b>9/12</b>	<b>2/2</b>
<b>Opponents</b>	<b>0/0</b>	<b>9/9</b>	<b>8/11</b>	<b>8/10</b>	<b>2/2</b>

**Vinateri:** (39N,37B) (19G,23G,52G,42N) (43G,41G) (34G,49G,27G) (32G,38G,27G,20G) (1) (45N,41G,30G,36G) (1) (40G) (39N,38G,39N) (25G,44G,45G,24G) (44G,47N) (21G,29G,35G) (37G,41G,55G,17G) (32N,35G) (19G).

**OPPONENTS:** (53G,42G) (1) (34G,26G,45G) (21G,37G) (33G) (38B,23G) (48G,38G,25G,43G) (50G) (47B,40G,32G) (31G,20G,40N) (21G) (33N,34G,26G,22G) (49G,26G,43G) (48G) (31B) (36G).

## STARTERS:

**OFFENSE:** WR Shawn Jefferson (16); LT Bruce Armstrong (16); LG Max Lane (9), Damon Denson (4), Heath Irwin (3); C Dave Wohlabaugh (16); RG Todd Rucci (16); RT Zefross Moss (14), M. Lane (2); TE Ben Coates (14), Lovett Purnell (2); WR Terry Glenn (9), Tony Simmons (6), Vincent Brisby (1); QB Drew Bledsoe (14), Scott Zolak (2); RB Robert Edwards (15), Harold Shaw (1); FB Tony Carter (7), Chris Floyd (2); 3rd TE Rod Rutledge (4), L. Purnell (3).

**DEFENSE:** DE Ferric Collons (13), Chris Sullivan (3); NT Chad Eaton (14), Mark Wheeler (1), Henry Thomas (1); DT H. Thomas (14), C. Sullivan (1), M. Wheeler (1); Elephant Willie McGinest (8), C. Sullivan (6), Brandon Mitchell (1), Greg Spires (1); SLB Chris Slade (15), Vernon Crawford (1); MLB Ted Johnson (13), Marty Moore (2), Todd Collins (1); WLB T. Collins (9), Tedy Bruschi (7); LCB Ty Law (16); RCB Chris Canty (9), Steve Israel (7); SS Lawyer Milloy (16); FS Willie Clay (16).

**1998 Coaching Staff:** Paul Boudreau, Offensive Line, Jeff Davidson, Asst. Offensive Line, Ray Hamilton, Defensive Line, Ron Lynn, Defensive Backs, Johnny Parker, Strength/ Conditioning, Bo Pelini, Linebackers, Jack Reilly, Quarterbacks, Dante Scarneccia, Special Teams, Steve Sidwell, Defensive Coordinator, Carl Smith, Tight Ends, DeWayne Walker, Defensive Assistant - Secondary, Steve Walters, Wide Receivers, Kirby Wilson, Running Backs, Ernie Zampese, Offensive Coordinator.

**Pro Bowl (3):** TE Ben Coates (5), CB Ty Law (1), SS Lawyer Milloy (1).

PASSING	ATT	CMP	YARDS	CMP%	YDS/ATT	TD	TD%	INT	INT%	LG	SK/YDS	RATING
Bledsoe	481	263	3633	54.7	7.55	20	4.2	14	2.9	86t	36/295	80.9
Zolak	75	32	371	42.7	4.95	3	4.0	3	4.0	61t	4/49	54.9
<b>Patriots</b>	<b>556</b>	<b>295</b>	<b>4004</b>	<b>53.1</b>	<b>7.20</b>	<b>23</b>	<b>4.1</b>	<b>17</b>	<b>3.1</b>	<b>86t</b>	<b>40/344</b>	<b>77.4</b>
<b>Opponents</b>	<b>570</b>	<b>336</b>	<b>3857</b>	<b>58.9</b>	<b>6.77</b>	<b>26</b>	<b>4.6</b>	<b>24</b>	<b>4.2</b>	<b>84t</b>	<b>36/222</b>	<b>77.1</b>



# 1999 FINAL STATISTICS (8-8)

**HEAD COACH: PETE CARROLL • TIED FOURTH IN AFC EAST • HOME STADIUM: FOXBORO STADIUM**

Date	W/L	Score	Opp.	Att.
9/12	W	30-28	at N.Y. Jets	78,227
9/19	W	31-28	Indianapolis	59,640
9/26	W	16-14	N.Y. Giants	59,169
10/3	W	19-7	at Cleveland	72,368
10/10	L	14-16	at Kansas City	78,636
10/17	L	30-31	Miami	60,006
10/24	W	24-23	Denver	60,011
10/31	W	27-3	at Arizona	55,830
11/07			BYE WEEK	
11/15	L	17-24	N.Y. Jets	59,077
11/21	L	17-27	at Miami	74,295
11/28	L	7-17	at Buffalo	72,111
12/05	W	13-6	Dallas	58,444
12/12	L	15-20	at Indianapolis	56,975
12/19	L	9-24	at Philadelphia	65,475
12/26	L	10-13	Buffalo OT	55,014
1/02	W	20-3	Baltimore	50,263

TEAM STATISTICS	PATS	OPP
<b>TOTAL FIRST DOWNS</b>	<b>280</b>	<b>281</b>
Rushing	72	106
Passing	184	154
Penalty	24	21
3rd Down: Made/Att	79/223	81/231
3rd Down Pct.	35.4	35.1
4th Down: Made/Att	4/13	5/18
4th Down Pct.	30.8	27.8
<b>POSSESSION AVG.</b>	<b>28:49</b>	<b>31:11</b>
<b>TOTAL NET YARDS</b>	<b>5062</b>	<b>4808</b>
Avg. Per Game	316.4	300.5
Total Plays	1021	1048
Avg. Per Play	5.0	4.6
<b>NET YARDS RUSHING</b>	<b>1426</b>	<b>1795</b>
Avg. Per Game	89.1	112.2
Total Rushes	425	486
<b>NET YARDS PASSING</b>	<b>3636</b>	<b>3013</b>
Avg. Per Game	227.3	188.3
Sacked/Yards Lost	56/349	42/268
Gross Yards	3985	3281
Att./Completions	540/305	520/293
Completion Pct.	56.5	56.3
Had Intercepted	21	16
<b>PUNTS/AVERAGE</b>	<b>90/41.5</b>	<b>95/41.2</b>
<b>NET PUNTING AVG.</b>	<b>90/34.6</b>	<b>95/33.7</b>
<b>PENALTIES/YARDS</b>	<b>95/812</b>	<b>102/775</b>
<b>FUMBLES/BALL LOST</b>	<b>27/12</b>	<b>29/15</b>
<b>TUMBLING/DOWNS</b>	<b>32</b>	<b>30</b>
Rushing	9	6
Passing	19	23
Returns	4	1

SCORE BY PERIODS	1	2	3	4	OT	TOTAL
Patriots	61	84	67	87	0	299
Opponents	70	101	56	54	3	284

SCORING	TD	Ru	Pa	Rt	PAT	FG	S	TP
Vinatieri	0	0	0	0	29/30	26/33	0	107
Allen	9	8	1	0			0	54
Jefferson	6	0	6	0			0	36
Glenn	4	0	4	0			0	24
Coates	2	0	2	0			0	12
Faulk	2	1	1	0			0	12
Simmons	2	0	2	0			0	12
Bartrum	1	0	1	0			0	6
Brown	1	0	1	0			0	6
Eaton	1	0	0	1			0	6
Katzenmoyer	1	0	0	1			0	6
Law	1	0	0	1			0	6
McGinest	1	0	0	1			0	6
Warren	1	0	1	0			0	6
<b>Patriots</b>	<b>32</b>	<b>9</b>	<b>19</b>	<b>4</b>	<b>29/30</b>	<b>26/33</b>	<b>0</b>	<b>299</b>
<b>Opponents</b>	<b>30</b>	<b>6</b>	<b>23</b>	<b>1</b>	<b>27/27</b>	<b>25/30</b>	<b>1</b>	<b>284</b>

2-Pt. Conversions: Team 0-2, Opponents 0-3.

RUSHING	NO	YDS	AVG	LG	TD
Allen	254	896	3.5	39	8
Faulk	67	227	3.4	43	1
Warren	35	120	3.4	18	0
Bledsoe	42	101	2.4	25	0
T. Carter	6	26	4.3	9	0
Shaw	9	23	2.6	12	0
L. Johnson	2	13	6.5	13	0
Floyd	6	12	2.0	6	0
Elison	2	10	5.0	8	0
C. Carter	0	0	---	---	0
Friesz	2	-2	-1.0	-1	0
<b>Patriots</b>	<b>425</b>	<b>1426</b>	<b>3.4</b>	<b>43</b>	<b>9</b>
<b>Opponents</b>	<b>486</b>	<b>1795</b>	<b>3.7</b>	<b>60</b>	<b>6</b>

RECEIVING	NO	YDS	AVG	LG	TD
Glenn	69	1147	16.6	67	4
Jefferson	40	698	17.5	68t	6
Brown	36	471	13.1	37	1
Coates	32	370	11.6	27	2
Warren	29	262	9.0	21	1
T. Carter	20	108	5.4	20	0
Simmons	19	276	14.5	58t	2
Brisby	18	266	14.8	40	0
Allen	14	125	8.9	38	1
Faulk	12	98	8.2	19	1
Rutledge	7	66	9.4	13	0
Elison	4	50	12.5	23	0
Shaw	2	31	15.5	29	0
Floyd	2	16	8.0	11	0
Bartrum	1	1	1.0	1t	1
<b>Patriots</b>	<b>305</b>	<b>3985</b>	<b>13.1</b>	<b>68t</b>	<b>19</b>
<b>Opponents</b>	<b>293</b>	<b>3281</b>	<b>11.2</b>	<b>69t</b>	<b>23</b>

INTERCEPTIONS	NO	YDS	AVG	LG	TD
Milloy	4	17	4.3	17	0
Serwanga	3	2	0.7	2	0
C. Carter	3	13	4.3	8	0
Law	2	20	10.0	27t	1
Katzenmoyer	1	57	57.0	57t	1
Bruschi	1	1	1.0	1	0
Israel	1	0	0.0	0	0
Slade	1	0	0.0	0	0
<b>Patriots</b>	<b>16</b>	<b>110</b>	<b>6.9</b>	<b>57t</b>	<b>2</b>
<b>Opponents</b>	<b>21</b>	<b>299</b>	<b>14.2</b>	<b>84</b>	<b>1</b>

PUNTING	NO	YDS	AVG	NET	TB	IN20	LG	BLK
L. Johnson	90	3735	41.5	34.6	14	23	58	0
<b>Patriots</b>	<b>90</b>	<b>3735</b>	<b>41.5</b>	<b>34.6</b>	<b>14</b>	<b>23</b>	<b>58</b>	<b>0</b>
<b>Opponents</b>	<b>95</b>	<b>3914</b>	<b>41.2</b>	<b>33.7</b>	<b>11</b>	<b>20</b>	<b>65</b>	<b>1</b>

PUNT RETURNS	NO	FC	YDS	AVG	LG	TD
Brown	38	13	405	10.7	52	0
Faulk	10	4	90	9.0	20	0
<b>Patriots</b>	<b>48</b>	<b>17</b>	<b>495</b>	<b>10.3</b>	<b>52</b>	<b>0</b>
<b>Opponents</b>	<b>36</b>	<b>20</b>	<b>345</b>	<b>9.6</b>	<b>45</b>	<b>0</b>

KICK RETURNS	NO	YDS	AVG	LG	TD
Faulk	39	943	24.2	95	0
Brown	8	271	33.9	54	0
Simmons	6	132	22.0	29	0
Jones	5	113	22.6	28	0
Warren	2	25	12.5	16	0
Elison	1	13	13.0	13	0
Sullivan	1	1	1.0	1	0
<b>Patriots</b>	<b>62</b>	<b>1498</b>	<b>24.2</b>	<b>95</b>	<b>0</b>
<b>Opponents</b>	<b>64</b>	<b>1441</b>	<b>22.5</b>	<b>58</b>	<b>0</b>

**SACKS:** McGinest 9.0, Slade 4.5, Katzenmoyer 3.5, Eaton 3.0, Mitchell 3.0, Thomas 3.0, Whigham 3.0, Bruschi 2.0, Collons 2.0, T. Johnson 2.0, Milloy 2.0, C. Carter 1.0, Israel 1.0, Serwanga 1.0, Sullivan 1.0, Law 0.5, Spires 0.5, Team 42.0, Opponents 56.0

FIELD GOALS	1-19	20-29	30-39	40-49	50+
Vinatieri	1/1	14/14	5/7	5/9	1/2
<b>Patriots</b>	<b>1/1</b>	<b>14/14</b>	<b>5/7</b>	<b>5/9</b>	<b>1/2</b>
<b>Opponents</b>	<b>2/2</b>	<b>11/11</b>	<b>5/6</b>	<b>6/8</b>	<b>1/3</b>

**Vinatieri:** (336,216,236) (266) (386,196,416) (226,216,42N) (48N,32N) (416,396,346) (286) (1) (226) (276) (1) (416,236) (286,286,266) (236,436,56N,466) (44N,386,33N,44N) (256,516)

**OPPONENTS:** (1) (1) (41N) (38N) (226,416,236) (206,336,456,456,416,536) (406,286,306,59N) (246) (266) (196,236) (286) (206,43N,346) (286,316) (436,51N) (396,236) (196).

**STARTERS:**  
**OFFENSE:** WR Shawn Jefferson (16); LT Bruce Armstrong (16); LG Heath Irwin (13), Max Lane (3); C Damien Woody (16); RG Todd Rucci (14); M. Lane (2); RT Zefross Moss (13), M. Lane (2), Ed Ellis (1); TE Ben Coates (15), Rod Rutledge (1); WR Terry Glenn (13), Vincent Brisby (1), Troy Brown (1) Tony Simmons (1), QB Drew Bledsoe (16); RB Terry Allen (13), Kevin Faulk (2), Lamont Warren (1); FB Tony Carter (14); 3rd TE R. Rutledge (1); 2nd RB L. Warren (1).

**DEFENSE:** DE Brandon Mitchell (16); NT Chad Eaton (16); DT Henry Thomas (16); Elephant Willie McGinest (16); SLB Chris Slade (16); MLB Andy Katzenmoyer (11), Ted Johnson (5); WLB Tedy Bruschi (14), Marty Moore (2); LCB Ty Law (13), Kato Serwanga (3); RCB Steve Israel (13), Tebucky Jones (2), Terry Billups (1); SS Lawyer Milloy (16); FS Chris Carter (15), Tony George (1).

**1999 Coaching Staff:** Jeff Davidson, Asst. Offensive Line, Ivan Fears, Wide Receivers, Ray Hamilton, Defensive Line, Ron Lynn, Defensive Backs, Johnny Parker, Strength/ Conditioning, Bo Pelini, Linebackers, Jack Reilly, Quarterbacks, Dante Scarnecchia, Offensive Line, Brad Seely, Special Teams, Steve Sidwell, Defensive Coordinator, Carl Smith, Tight Ends, DeWayne Walker, Defensive Assistant - Secondary, Kirby Wilson, Running Backs, Ernie Zampese, Offensive Coordinator.

**Pro Bowl (2):** WR Terry Glenn (1), SS Lawyer Milloy (2).

PASSING	ATT	CMP	YARDS	CMP%	YDS/ATT	TD	TD%	INT	INT%	LG	SK/YDS	RATING
Bledsoe	539	305	3985	56.6	7.39	19	3.5	21	3.9	68t	55/ 342	75.6
Brown	1	0	0	0.0	0.00	0	0.0	0	0.0	0	0/0	39.6
Warren	0	0	0	---	---	0	---	0	---	---	1/7	---
<b>Patriots</b>	<b>540</b>	<b>305</b>	<b>3985</b>	<b>56.5</b>	<b>7.38</b>	<b>19</b>	<b>3.5</b>	<b>21</b>	<b>3.9</b>	<b>68t</b>	<b>56/ 349</b>	<b>75.4</b>
<b>Opponents</b>	<b>520</b>	<b>293</b>	<b>3281</b>	<b>56.3</b>	<b>6.31</b>	<b>23</b>	<b>4.4</b>	<b>16</b>	<b>3.1</b>	<b>69t</b>	<b>42/ 268</b>	<b>77.3</b>



# 2000 FINAL STATISTICS (5-11)

HEAD COACH: BILL BELICHICK • FIFTH IN AFC EAST • HOME STADIUM: FOXBORO STADIUM

Date	W/L	Score	Opp.	Att.
9/03	L	16-21	Tampa Bay	60,292
9/11	L	19-20	at N.Y. Jets	77,687
9/17	L	13-21	Minnesota	60,292
9/24	L	3-10	at Miami	73,344
10/01	W	28-19	Denver	75,684
10/08	W	24-16	Indianapolis	60,292
10/15	L	17-34	N.Y. Jets	60,292
10/22	L	23-30	at Indianapolis	56,828
10/29			BYE WEEK	
11/05	L	13-16	Buffalo OT	60,292
11/12	L	11-19	at Cleveland	72,618
11/19	W	16-13	Cincinnati	60,292
11/23	L	9-34	at Detroit	77,923
12/04	W	30-24	Kansas City	60,292
12/10	L	17-24	at Chicago	66,944
12/17	W	13-10	at Buffalo OT	47,230
12/24	L	24-27	Miami	60,292

TEAM STATISTICS	PATS	OPP
<b>TOTAL FIRST DOWNS</b>	<b>283</b>	<b>326</b>
Rushing	80	108
Passing	172	184
Penalty	31	34
3rd Down: Made/Att	82/234	103/237
3rd Down Pct.	35.0	43.5
4th Down: Made/Att	13/26	9/10
4th Down Pct.	50.0	90.0

<b>POSSESSION AVG.</b>	<b>28:56</b>	<b>31:04</b>
<b>TOTAL NET YARDS</b>	<b>4571</b>	<b>5353</b>
Avg. Per Game	285.7	334.6
Total Plays	1037	1068
Avg. Per Play	4.4	5.0

<b>NET YARDS RUSHING</b>	<b>1390</b>	<b>1831</b>
Avg. Per Game	86.9	114.4
Total Rushes	424	495

<b>NET YARDS PASSING</b>	<b>3181</b>	<b>3522</b>
Avg. Per Game	198.8	220.1
Sacked/Yards Lost	48/280	29/172
Gross Yards	3461	3694
Att./Completions	565/328	544/321
Completion Pct.	58.1	59.0
Had Intercepted	15	10

<b>PUNTS/AVERAGE</b>	<b>90/42.2</b>	<b>87/40.4</b>
<b>NET PUNTING AVG.</b>	<b>90/36.8</b>	<b>87/31.9</b>

<b>PENALTIES/YARDS</b>	<b>99/815</b>	<b>95/897</b>
<b>FUMBLES/BALL LOST</b>	<b>23/10</b>	<b>27/13</b>

<b>TOUCHDOWNS</b>	<b>28</b>	<b>38</b>
Rushing	9	12
Passing	18	23
Returns	1	3

SCORE BY PERIODS	1	2	3	4	OT TOTAL
Patriots	76	86	30	81	3 276
Opponents	53	122	52	108	3 338

SCORING	TD	Ru	Pa	Rt	PAT	FG	S	TP
Vinatieri	0	0	0	0	25/25	27/33	0	106
Glenn	6	0	0	0	0	0	0	36
Faulk	5	4	0	1	0	0	0	32
Brown	5	0	0	1	0	0	0	30
Redmond	3	1	2	0	0	0	0	18
Bjornson	2	0	2	0	0	0	0	12
Bledsoe	2	2	0	0	0	0	0	12
Carter	2	2	0	0	0	0	0	12
Wiggins	1	0	1	0	0	0	0	6
Rutledge	1	0	1	0	0	0	0	6
Simmons	1	0	1	0	0	0	0	6
Patriots	28	9	18	1	25/25	27/33	0	276
Opponents	38	12	23	3	34/34	24/32	1	338

2-Pt. Conversions: Patriots 1-3 (Faulk), Opponents 1-4.

RUSHING	NO	YDS	AVG	LG	TD
Faulk	164	570	3.5	18	4
Redmond	125	406	3.2	20	1
Bledsoe	47	158	3.4	16	2
Carter	37	90	2.4	9	2
Passer	18	58	3.2	11	0
Brown	6	46	7.7	35	0
Glenn	4	39	9.8	35	0
Shaw	9	12	1.3	5	0
Bishop	7	-1	-1.1	2	0
R. Harris	3	14	4.7	7	0
Floyd	2	-1	-0.5	0	0
L. Johnson	2	-1	-0.5	0	0
Patriots	424	1390	3.3	35	9
Opponents	495	1831	3.7	32	12

RECEIVING	NO	YDS	AVG	LG	TD
Brown	83	944	11.4	44t	4
Glenn	79	963	12.2	39t	6
Faulk	51	465	9.1	52t	1
Bjornson	20	152	7.6	19	2
Redmond	20	126	6.3	20	2
Wiggins	16	203	12.7	59	1
Rutledge	15	103	6.9	16	1
Simmons	14	231	16.5	46	1
Carter	9	73	8.1	21	0
Calloway	5	95	19.0	28	0
Jackson	5	44	8.8	13	0
Pass	4	17	4.3	15	0
S. Davis	2	12	6.0	9	0
Shaw	2	11	5.5	8	0
R. Harris	2	1	0.5	2	0
Floyd	1	21	21.0	21	0

<b>Patriots</b>	<b>328</b>	<b>3461</b>	<b>10.6</b>	<b>59</b>	<b>18</b>
<b>Opponents</b>	<b>321</b>	<b>3694</b>	<b>11.5</b>	<b>81t</b>	<b>23</b>

INTERCEPTIONS	NO	YDS	AVG	LG	TD
Law	2	32	16.0	32	0
Jones	2	20	10.0	20	0
Milloy	2	2	1.0	2	0
Smith	1	56	56.0	56	0
Langham	1	24	24.0	24	0
Thomas	1	16	16.0	16	0
A. Harris	1	11	11.0	11	0
Patriots	10	161	16.1	56	0
Opponents	15	208	13.9	101t	2

PUNTING	NO	YDS	AVG	NET	TB	IN20	LG	BLK
L. Johnson	89	3798	42.7	36.8	5	31	62	1
Patriots	90	3798	42.2	36.8	5	31	62	1
Opponents	87	3513	40.4	31.9	9	23	62	0

PUNT RETURNS	NO	FC	YDS	AVG	LG	TD
Brown	39	19	504	12.9	66t	1
Faulk	6	3	58	9.7	35	0
Patriots	45	22	562	12.5	66t	1
Opponents	43	21	384	8.9	56	0

SACKS: McGinest 6.0, Spires 6.0, Thomas 4.5, Slade 4.0, Eaton 2.5, Serwanga 2.0, Hamilton 1.5, Bruschi 1.0, A. Harris 1.0, T. Johnson 0.5, Patriots 29.0, Opponents 48.0.

KICK RETURNS	NO	YDS	AVG	LG	TD
Faulk	37	806	21.8	40	0
Jackson	13	323	24.8	47	0
Simmons	4	82	20.5	39	0
Brown	2	15	7.5	9	0
Bruschi	2	13	6.5	7	0
S. Davis	2	45	22.5	32	0
Carter	1	16	16.0	16	0
Hamilton	1	0	0.0	0	0
Redmond	1	25	25.0	25	0
Patriots	63	1325	21.0	47	0
Opponents	62	1350	21.8	87t	1

FIELD GOALS	1-19	20-29	30-39	40-49	50+
Vinatieri	0/0	11/13	8/9	7/8	1/3
Patriots	0/0	11/13	8/9	7/8	1/3
Opponents	1/1	5/7	11/13	7/11	0/0

Vinatieri: (306,55N) (326,356,306,336,29N) (44N) (406,53N) (1) (21G) (23G) (27G,266,28G) (48G,43G) (38G) (38G,216,22G) (24G,47G,43G) (48G,53G,37N,27G) (40G) (22G,27N,24G) (33G).

OPPONENTS: (1) (1) (1) (43G) (206,43N) (33G,336,34G) (38G,46N,27G) (36G) (19G,48G,32G) (39G,43G,35G,35G) (28G,30N,45G) (31G,36G) (42G) (24G,47N) (25G,238,30B) (47G,47N,28N,49G).

STARTERS:

OFFENSE: WR Troy Brown (15); LT Bruce Armstrong (16); LG Joe Andruzzi (11); Adrian Klemm (3); Derrick Fletcher (2); C Damien Woody (16); RG Sale Isaia (14); Max Lane (2); RT Grant Williams (8); Greg Robinson-Randall (4); M. Lane (3); A. Klemm (1); TE Rod Rutledge (10); Eric Bjornson (6); WR Terry Glenn (16); QB Drew Bledsoe (16); RB Kevin Faulk (9); J.R. Redmond (5); Patrick Pass (2); FB Tony Carter (6); 2nd TE Jermaine Wiggins (2); R. Rutledge (1); Chris Eitzmann (1); 3rd WR Chris Calloway (2) Curtis Jackson (2); Tony Simmons (2); Shockman Davis (1).

DEFENSE: DE/OLB Willie McGinest (14); Brandon Mitchell (1); Greg Spires (1); DE B. Mitchell (8); Garrett Johnson (2); Chad Eaton (1); G. Spires (1); Henry Thomas (1); NT C. Eaton (12); H. Thomas (4); RDE Bobby Hamilton (16); SLB Chris Slade (15); ILB Ted Johnson (11); Rob Holmberg (4); Andy Katzenmoyer (1); WLB Tedy Bruschi (16); 4th LB A. Katzenmoyer (2); R. Holmberg (1); LCB Ty Law (15); Antonio Langham (1); RCB Otis Smith (12); A. Langham (4); SS Lawyer Milloy (16); FS Tebucky Jones (9); Larry Whigham (4); O. Smith (2); A. Langham (1); 5th DB A. Langham (1).

2000 Coaching Staff: Ned Burke, Coaching Assistant; Brian Daboll, Coaching Assistant; Jeff Davidson, Assistant Offensive Line; Ivan Fears, Wide Receivers; Mark Jackson, coaching assistant; Pepper Johnson, Assistant Linebackers; Eric Mangini, Defensive Backs; Randy Melvin, Defensive Line; Markus Paul, Assistant Strength and Conditioning; Dick Rehbein, Quarterbacks; Rob Ryan, Linebackers; Dante Scarnecchia, Assistant Head Coach/Offensive Line; Brad Seely, Special Teams; DeWayne Walker, Defensive Assistant; Charlie Weis, Offensive Coordinator/Running Backs; Mike Woicik, Strength and Conditioning.

Pro Bowl (0)

PASSING	ATT	CMP	YARDS	CMP%	YDS/ATT	TD	TD%	INT	INT%	LG	SK/YDS	RATING
Bledsoe	531	312	3291	58.8	6.20	17	3.2	13	2.4	59	45/264	77.3
Friesz	21	11	66	52.4	3.14	0	0.0	1	4.8	17	3/16	39.0
Bishop	9	3	80	33.3	8.89	1	11.1	1	11.1	44t	0/0	64.4
Brady	3	1	6	33.3	2.00	0	0.0	0	0.0	6	0/0	42.4
L. Johnson	1	1	18	100.0	18.00	0	0.0	0	0.0	18	0/0	118.8
Patriots	565	328	3461	58.1	6.13	18	3.2	15	2.7	59	48/280	75.5
Opponents	544	321	3694	59.0	6.79	23	4.2	10	1.8	81t	29/172	86.0

# 2001 FINAL STATISTICS (11-5)

**HEAD COACH: BILL BELICHICK • AFC EAST DIVISION CHAMPIONS • HOME STADIUM: FOXBORO STADIUM**

Date	W/L	Score	Opp.	Att.	RUSHING	NO	YDS	AVG	LG	TD	KICK RETURNS	NO	YDS	AVG	LG	TD
9/09	L	17-23	at Cincinnati	51,521	A. Smith	287	1157	4.0	44	12	Faulk	33	662	20.1	42	0
9/23	L	3-10	N.Y. Jets	60,292	Faulk	41	169	4.1	24	1	Pass	10	222	22.2	33	0
9/30	W	44-13	Indianapolis	60,292	M. Edwards	51	141	2.8	14	1	Kelly	7	123	17.6	28	0
10/07	L	10-30	at Miami	73,024	Redmond	35	119	3.4	16	0	Jackson	2	30	15.0	19	0
10/14	W	29-26	San Diego OT	60,292	Brown	11	91	8.3	31	0	Patten	2	44	22.0	24	0
10/21	W	38-17	at Indianapolis	56,022	Patten	5	67	13.4	29t	1	Redmond	2	57	28.5	30	0
10/28	L	20-31	at Denver	74,750	Brady	36	43	1.2	12	0	Brown	1	13	13.0	13	0
11/04	W	24-10	at Atlanta	45,572	Bledsoe	5	18	3.6	8	0	Bruschi	1	10	10.0	10	0
11/11	W	21-11	Buffalo	60,292	Pass	1	7	7.0	7	0	M. Edwards	1	23	23.0	23	0
11/18	L	17-24	St. Louis	60,292	L. Johnson	1	-19	-19.0	-19	0	Patriots	59	1184	20.1	42	0
11/25	W	34-17	New Orleans	60,292	Patriots	473	1793	3.8	44	15	Opponents	75	1658	22.1	64	0
12/02	W	17-16	at N.Y. Jets	78,712	Opponents	429	1855	4.3	58	7						
12/09	W	27-16	Cleveland	60,292												
12/16	W	12-9	at Buffalo OT	45,527												
12/22	W	20-13	Miami	60,292												

1/06	W	38-6	at Carolina	71,907
<b>AFC PLAYOFFS</b>				
1/19	W	16-13	Oakland OT	60,292
1/27	W	24-17	at Pittsburgh	64,704

<b>SUPER BOWL XXXVI (at New Orleans, La.)</b>				
2/03	W	20-17	St. Louis	72,922

TEAM STATISTICS		PATS	OPP
<b>TOTAL FIRST DOWNS</b>		<b>292</b>	<b>303</b>
Rushing	101	99	
Passing	163	171	
Penalty	28	33	
3rd Down: Made/Att	91/221	80/215	
3rd Down Pct.	41.2	37.2	
4th Down: Made/Att	7/17	5/15	
4th Down Pct.	41.2	33.3	
<b>POSSESSION AVG.</b>	<b>30:48</b>	<b>29:12</b>	
<b>TOTAL NET YARDS</b>	<b>4882</b>	<b>5352</b>	
Avg. Per Game	305.1	334.5	
Total Plays	1001	1016	
Avg. Per Play	4.9	5.3	
<b>NET YARDS RUSHING</b>	<b>1793</b>	<b>1855</b>	
Avg. Per Game	112.1	115.9	
Total Rushes	473	429	
<b>NET YARDS PASSING</b>	<b>3089</b>	<b>3497</b>	
Avg. Per Game	193.1	218.6	
Sacked/Yards Lost	46/237	41/234	
Gross Yards	3326	3731	
Att./Completions	482/306	546/299	
Completion Pct.	63.5	54.8	
Had Intercepted	15	22	
<b>PUNTS/AVERAGE</b>	<b>74/41.1</b>	<b>73/39.5</b>	
<b>NET PUNTING AVG.</b>	<b>74/38.1</b>	<b>73/31.6</b>	
<b>PENALTIES/YARDS</b>	<b>92/802</b>	<b>93/839</b>	
<b>FUMBLES/BALL LOST</b>	<b>29/13</b>	<b>23/16</b>	
<b>TOUCHDOWNS</b>	<b>43</b>	<b>23</b>	
Rushing	15	7	
Passing	21	15	
Returns	7	4	

SCORE BY PERIODS	1	2	3	4	OT	TOTAL
Patriots	74	133	58	100	6	371
Opponents	54	51	94	73	0	272

SCORING	TD	Ru	Pa	Rt	PAT	FG	S	TP
Vinatieri	0	0	0	0	41/42	24/30	0	113
A. Smith	13	12	1	0	0	0	0	78
Brown	7	0	5	2	0	0	0	42
Patten	5	1	4	0	0	0	0	30
Wiggins	4	0	4	0	0	0	0	24
M. Edwards	3	1	2	0	0	0	0	18
Faulk	3	1	2	0	0	0	0	18
Law	2	0	2	0	0	0	0	12
O. Smith	2	0	2	0	0	0	0	12
Buckley	1	0	0	1	0	0	0	6
Glenn	1	0	1	0	0	0	0	6
C. Johnson	1	0	1	0	0	0	0	6
Pass	1	0	1	0	0	0	0	6
<b>Patriots</b>	<b>43</b>	<b>15</b>	<b>21</b>	<b>7</b>	<b>41/42</b>	<b>24/30</b>	<b>0</b>	<b>371</b>
<b>Opponents</b>	<b>26</b>	<b>7</b>	<b>15</b>	<b>4</b>	<b>22/22</b>	<b>30/41</b>	<b>0</b>	<b>272</b>

2-Pt. Conversions: Patriots 0-1, Opponents 2-4

RECEIVING	NO	YDS	AVG	LG	TD
Brown	101	1199	11.9	60t	5
Patten	51	749	14.7	91t	4
Faulk	30	189	6.3	28	2
M. Edwards	25	166	6.6	17	2
A. Smith	19	192	10.1	41t	1
Glenn	14	204	14.6	23	1
Wiggins	14	133	9.5	31	4
C. Johnson	14	111	7.9	24t	1
Redmond	13	132	10.2	17	0
Pass	6	66	11.0	23t	1
Rutledge	5	35	7.0	9	0
Small	4	29	7.3	11	0
Emanuel	4	25	6.3	16	0
Coleman	2	50	25.0	46	0
Jackson	2	16	8.0	12	0
Brady	1	23	23.0	23	0
Cox	1	7	7.0	7	0
<b>Patriots</b>	<b>306</b>	<b>3326</b>	<b>10.9</b>	<b>91t</b>	<b>21</b>
<b>Opponents</b>	<b>299</b>	<b>3731</b>	<b>12.5</b>	<b>68</b>	<b>15</b>

INTERCEPTIONS	NO	YDS	AVG	LG	TD
O. Smith	5	181	36.2	78t	2
Law	3	91	30.3	46t	2
Buckley	3	76	25.3	52t	1
Vrabel	2	27	13.5	15	0
Milloy	2	21	10.5	21	0
Bruschi	2	7	3.5	4	0
Pleasant	2	0	0.0	0	0
Phifer	1	14	14.0	14	0
Stevens	1	9	9.0	9	0
T. Jones	1	-4	-4.0	-4	0
<b>Patriots</b>	<b>22</b>	<b>422</b>	<b>19.2</b>	<b>78t</b>	<b>5</b>
<b>Opponents</b>	<b>15</b>	<b>273</b>	<b>18.2</b>	<b>49t</b>	<b>2</b>

PUNTING	NO	YDS	AVG	NET	BT	IN20	LG	BLK
Walter	49	1964	40.1	38.1	2	24	58	0
L. Johnson	24	1045	43.5	38.3	3	3	76	0
Vinatieri	1	33	33.0	33.0	0	1	33	0
<b>Patriots</b>	<b>74</b>	<b>3042</b>	<b>41.1</b>	<b>38.1</b>	<b>5</b>	<b>28</b>	<b>76</b>	<b>0</b>
<b>Opponents</b>	<b>73</b>	<b>2885</b>	<b>39.5</b>	<b>31.6</b>	<b>7</b>	<b>18</b>	<b>61</b>	<b>0</b>

PUNT RETURNS	NO	FC	YDS	AVG	LG	TD
Brown	29	15	413	14.2	85t	2
Faulk	4	0	27	6.8	10	0
<b>Patriots</b>	<b>33</b>	<b>15</b>	<b>440</b>	<b>13.3</b>	<b>85t</b>	<b>2</b>
<b>Opponents</b>	<b>26</b>	<b>17</b>	<b>124</b>	<b>4.8</b>	<b>26</b>	<b>0</b>

**SACKS:** Hamilton 7.0, McGinest 6.0, Pleasant 6.0, Milloy 3.0, Seymour 3.0, Vrabel 3.0, Bruschi 2.0, Thibert 2.0, O. Smith 2.0, Buckley 1.0, T. Jones 1.0, Law 1.0, Mitchell 1.0, Parker 1.0, Patriots 41.0, Opponents 46.0

FIELD GOALS	1-19	20-29	30-39	40-49	50+
Vinatieri	1/1	8/8	7/8	7/12	1/1
<b>Patriots</b>	<b>1/1</b>	<b>8/8</b>	<b>7/8</b>	<b>7/12</b>	<b>1/1</b>
<b>Opponents</b>	<b>2/2</b>	<b>11/12</b>	<b>8/9</b>	<b>7/14</b>	<b>2/4</b>

**Vinatieri:** (396) (246) (476,486,356) (376) (266, 44N,236,44G) (436) (246,44G) (486) (43N,45N) (336) (46N) (286) (546,386,39N,48N) (406,326,256,236) (326,236) (196).

**OPPONENTS:** (366,476,336) (266) (0) (196,346,276) (216,36N,276,59N) (468,426,258,426,246) (506) (58N,49N,206) (246,49N) (42N,356) (48N,43N,316) (196,406,506) (276,396,226) (43N,416,256,416) (366,366) (296,406)

**STARTERS:**  
**OFFENSE:** WR Troy Brown (13), Charles Johnson (1), David Patten (1); LT Matt Light (12), Grant Williams (4); LG Mike Compton (15), Damien Woody (1); C D. Woody (14), M. Compton (1), Grey Ruegamer (1); RG Joe Andruzzi (16); RT Greg Robinson-Randall (16); TE Rod Rutledge (13), Jermaine Wiggins (3); WR D. Patten (13), Bert Emanuel (1); QB Tom Brady (14), Drew Bledsoe (2); RB Antowain Smith (15), Kevin Faulk (1); FB Marc Edwards (13); 2nd TE J. Wiggins (3), R. Rutledge (1); 3rd WR C. Johnson (3); T. Glenn (1).

**DEFENSE:** DE Bobby Hamilton (15), Willie McGinest (1); NT/DT Brandon Mitchell (11), Richard Seymour (3), Jace Sayer (1), DE/DT Anthony Pleasant (9), R. Seymour (7); OLB/DE A. Pleasant (7), Mike Vrabel (6), W. McGinest (3); ILB/OLB Bryan Cox (7), M. Vrabel (6), W. McGinest (1); ILB/MLB Tedy Bruschi (9), Ted Johnson (5); OLB Roman Phifer (16); LCB Ty Law (16); RCB Otis Smith (15), Terrell Buckley (16); SS Lawyer Milloy (16); FS Tebucky Jones (12), Matt Stevens (3); 5th DB Terrence Shaw (4), Antwan Harris (1); 6th DB M. Stevens (1).

**2001 Coaching Staff:** Ned Burke, Coaching Assistant; Romeo Crennel, Defensive Coordinator, Brian Daboll, Coaching Assistant; Jeff Davidson, Assistant Offensive Line; Ivan Fears, Wide Receivers; Pepper Johnson, Inside Linebackers; Eric Mangini, Defensive Backs; Randy Melvin, Defensive Line; Markus Paul, Assistant Strength and Conditioning; Rob Ryan, Outside Linebackers; Dante Scarneccia, Assistant Head Coach/Offensive Line; Brad Seely, Special Teams; Charlie Weis, Offensive Coordinator/ Running Backs; Mike Woicik, Strength and Conditioning.

**Pro Bowl (4):** QB Tom Brady (1), WR Troy Brown (1), CB Ty Law (2), S Lawyer Milloy (3).

PASSING	ATT	CMP	YARDS	CMP%	YDS/ATT	TD	TD%	INT	INT%	LG	SK/YDS	RATING
Brady	413	264	2843	63.9	6.88	18	4.4	12	2.9	9t	41/216	86.5
Bledsoe	66	40	400	60.6	6.06	2	3.0	2	3.0	58	5/21	75.3
Patten	2	1	60	50.0	30.00	1	50.0	1	50.0	60t	0/0	95.8
Faulk	1	1	23	100.0	23.00	0	0.0	0	0.0	23	0/0	118.8
<b>Patriots</b>	<b>482</b>	<b>306</b>	<b>3326</b>	<b>63.5</b>	<b>6.90</b>	<b>21</b>	<b>4.4</b>	<b>15</b>	<b>3.1</b>	<b>91t</b>	<b>46/237</b>	<b>85.3</b>
<b>Opponents</b>	<b>546</b>	<b>299</b>	<b>3731</b>	<b>54.8</b>	<b>6.83</b>	<b>15</b>	<b>2.7</b>	<b>22</b>	<b>4.0</b>	<b>68</b>	<b>41/234</b>	<b>68.6</b>

# 2002 FINAL STATISTICS (9-7)

HEAD COACH: BILL BELICHICK • SECOND IN AFC EAST • HOME STADIUM: Gillette Stadium

Date	W/L	Score	Opp.	Att.	RUSHING	NO	YDS	AVG	LG	TD	KICK RETURNS	NO	YDS	AVG	LG	TD
9/09	W	30-14	Pittsburgh	68,436	A. Smith	252	982	3.9	42t	6	Branch	36	863	24.0	63	0
9/15	W	44-7	at N.Y. Jets	78,726	Faulk	52	271	5.2	45t	2	Faulk	26	725	27.9	87t	2
9/22	W	41-38	Kansas City OT	68,436	Brady	42	110	2.6	15	1	Pass	7	123	17.6	28	0
9/29	L	14-21	at San Diego	66,463	Edwards	31	96	3.1	17	0	Edwards	3	27	9.0	15	0
10/06	L	13-26	at Miami	73,369	Pass	4	27	6.8	13	0	Bruschi	1	11	11.0	11	0
10/13	L	10-28	Green Bay	68,436	Brown	3	14	4.7	21	0	J. Green	1	10	10.0	10	0
10/27	L	16-24	BYE WEEK		Patten	2	6	3.0	7	0	Redmond	1	12	12.0	12	0
11/03	W	38-7	at Buffalo	73,448	Huard	1	4	4.0	4	0	Patriots	75	1771	23.6	87t	2
11/10	W	33-30	at Chicago	63,105	Redmond	4	2	0.5	5	0	Opponents	73	1493	20.5	57	0
11/17	L	20-27	at Oakland	62,552	Branch	2	0	0.0	4	0						
11/24	W	24-17	Minnesota	68,436	Davey	2	-4	-2.0	-2	0						
11/28	W	20-12	at Detroit	62,109	Patriots	395	1508	3.8	45t	9						
12/08	W	27-17	Buffalo	68,436	Opponents	467	2198	4.7	58t	17						
12/16	L	7-24	at Tennessee	68,809												
12/22	L	17-30	N.Y. Jets	68,436												
12/29	W	27-24	Miami OT	68,436												

TEAM STATISTICS	PATS	OPP
TOTAL FIRST DOWNS	304	315
Rushing	99	129
Passing	184	158
Penalty	21	28

3rd Down: Made/Att	94/220	95/221
3rd Down Pct.	42.7	43.0
4th Down: Made/Att	9/20	10/16
4th Down Pct.	45.0	62.5
POSSESSION AVG.	29:11	30:49
TOTAL NET YARDS	5085	5377
Avg. Per Game	317.8	336.1
Total Plays	1031	1032
Avg. Per Play	4.9	5.2
NET YARDS RUSHING	1508	2198
Avg. Per Game	94.3	137.4
Total Rushes	395	467
NET YARDS PASSING	3577	3179
Avg. Per Game	223.6	198.7
Sacked/Yards Lost	31/190	34/199
Gross Yards	3767	3378
Att./Completions	605/374	531/314
Completion Pct.	61.8	59.1
Had Intercepted	14	18

PUNTS/AVERAGE	71/38.4	68/39.4
NET PUNTING AVG.	71/33.3	68/32.4
PENALTIES/YARDS	108/895	99/928
FUMBLES/BALL LOST	24/10	21/11
TOUCHDOWNS	43	40
Rushing	9	17
Passing	28	23
Returns	6	1

SCORE BY PERIODS	1	2	3	4	OT	TOTAL
Patriots	65	95	99	116	6	381
Opponents	57	120	93	76	0	346

SCORING	TD	Ru	Pa	Rt	PAT	FG	S	TP
Vinatieri	0	0	0	0	36/36	27/30	0	117
A. Smith	8	6	2	0	0	0	0	50
Fauria	7	0	7	0	0	0	0	44
Faulk	7	2	3	2	0	0	0	42
Patten	5	0	5	0	0	0	0	30
Brown	3	0	3	0	0	0	0	20
Branch	2	0	2	0	0	0	0	12
Bruschi	2	0	0	2	0	0	0	12
D. Hayes	2	0	2	0	0	0	0	12
Brady	1	1	0	0	0	0	0	6
Cleeland	1	1	0	0	0	0	0	6
Givens	1	0	1	0	0	0	0	6
Graham	1	0	1	0	0	0	0	6
V. Green	1	0	0	1	0	0	0	6
T. Jones	1	0	0	1	0	0	0	6
Vrabel	1	0	1	0	0	0	0	6
Patriots	43	9	28	6	36/36	27/30	0	381
Opponents	41	17	23	1	40/41	20/34	0	346

SCORING	TD	Ru	Pa	Rt	PAT	FG	S	TP
Vinatieri	0	0	0	0	36/36	27/30	0	117
A. Smith	8	6	2	0	0	0	0	50
Fauria	7	0	7	0	0	0	0	44
Faulk	7	2	3	2	0	0	0	42
Patten	5	0	5	0	0	0	0	30
Brown	3	0	3	0	0	0	0	20
Branch	2	0	2	0	0	0	0	12
Bruschi	2	0	0	2	0	0	0	12
D. Hayes	2	0	2	0	0	0	0	12
Brady	1	1	0	0	0	0	0	6
Cleeland	1	1	0	0	0	0	0	6
Givens	1	0	1	0	0	0	0	6
Graham	1	0	1	0	0	0	0	6
V. Green	1	0	0	1	0	0	0	6
T. Jones	1	0	0	1	0	0	0	6
Vrabel	1	0	1	0	0	0	0	6
Patriots	43	9	28	6	36/36	27/30	0	381
Opponents	41	17	23	1	40/41	20/34	0	346

SCORING	TD	Ru	Pa	Rt	PAT	FG	S	TP
Vinatieri	0	0	0	0	36/36	27/30	0	117
A. Smith	8	6	2	0	0	0	0	50
Fauria	7	0	7	0	0	0	0	44
Faulk	7	2	3	2	0	0	0	42
Patten	5	0	5	0	0	0	0	30
Brown	3	0	3	0	0	0	0	20
Branch	2	0	2	0	0	0	0	12
Bruschi	2	0	0	2	0	0	0	12
D. Hayes	2	0	2	0	0	0	0	12
Brady	1	1	0	0	0	0	0	6
Cleeland	1	1	0	0	0	0	0	6
Givens	1	0	1	0	0	0	0	6
Graham	1	0	1	0	0	0	0	6
V. Green	1	0	0	1	0	0	0	6
T. Jones	1	0	0	1	0	0	0	6
Vrabel	1	0	1	0	0	0	0	6
Patriots	43	9	28	6	36/36	27/30	0	381
Opponents	41	17	23	1	40/41	20/34	0	346

SCORING	TD	Ru	Pa	Rt	PAT	FG	S	TP
Vinatieri	0	0	0	0	36/36	27/30	0	117
A. Smith	8	6	2	0	0	0	0	50
Fauria	7	0	7	0	0	0	0	44
Faulk	7	2	3	2	0	0	0	42
Patten	5	0	5	0	0	0	0	30
Brown	3	0	3	0	0	0	0	20
Branch	2	0	2	0	0	0	0	12
Bruschi	2	0	0	2	0	0	0	12
D. Hayes	2	0	2	0	0	0	0	12
Brady	1	1	0	0	0	0	0	6
Cleeland	1	1	0	0	0	0	0	6
Givens	1	0	1	0	0	0	0	6
Graham	1	0	1	0	0	0	0	6
V. Green	1	0	0	1	0	0	0	6
T. Jones	1	0	0	1	0	0	0	6
Vrabel	1	0	1	0	0	0	0	6
Patriots	43	9	28	6	36/36	27/30	0	381
Opponents	41	17	23	1	40/41	20/34	0	346

SCORING	TD	Ru	Pa	Rt	PAT	FG	S	TP
Vinatieri	0	0	0	0	36/36	27/30	0	117
A. Smith	8	6	2	0	0	0	0	50
Fauria	7	0	7	0	0	0	0	44
Faulk	7	2	3	2	0	0	0	42
Patten	5	0	5	0	0	0	0	30
Brown	3	0	3	0	0	0	0	20
Branch	2	0	2	0	0	0	0	12
Bruschi	2	0	0	2	0	0	0	12
D. Hayes	2	0	2	0	0	0	0	12
Brady	1	1	0	0	0	0	0	6
Cleeland	1	1	0	0	0	0	0	6
Givens	1	0	1	0	0	0	0	6
Graham	1	0	1	0	0	0	0	6
V. Green	1	0	0	1	0	0	0	6
T. Jones	1	0	0	1	0	0	0	6
Vrabel	1	0	1	0	0	0	0	6
Patriots	43	9	28	6	36/36	27/30	0	381
Opponents	41	17	23	1	40/41	20/34	0	346

SCORING	TD	Ru	Pa	Rt	PAT	FG	S	TP
Vinatieri	0	0	0	0	36/36	27/30	0	117
A. Smith	8	6	2	0	0	0	0	50
Fauria	7	0	7	0	0	0	0	44
Faulk	7	2	3	2	0	0	0	42
Patten	5	0	5	0	0	0	0	30
Brown	3	0	3	0	0	0	0	20
Branch	2	0	2	0	0	0	0	12
Bruschi	2	0	0	2	0	0	0	12
D. Hayes	2	0	2	0	0	0	0	12
Brady	1	1	0	0	0	0	0	6
Cleeland	1	1	0	0	0	0	0	6
Givens	1	0	1	0	0	0	0	6
Graham	1	0	1	0	0	0	0	6
V. Green	1	0	0	1	0	0	0	6
T. Jones	1	0	0	1	0	0	0	6
Vrabel	1	0	1	0	0	0	0	6
Patriots	43	9	28	6	36/36	27/30	0	381
Opponents	41	17	23	1	40/41	20/34	0	346

SCORING	TD	Ru	Pa	Rt	PAT	FG	S	TP
Vinatieri	0	0	0	0	36/36	27/30	0	117
A. Smith	8	6	2	0	0	0	0	50
Fauria	7	0	7	0	0	0	0	44
Faulk	7	2	3	2	0	0	0	42
Patten	5	0	5	0	0	0	0	30
Brown	3	0	3	0	0	0	0	20
Branch	2	0	2	0	0	0	0	12
Bruschi	2	0	0	2	0	0	0	12
D. Hayes	2	0	2	0	0	0	0	12
Brady	1	1	0	0	0	0	0	6
Cleeland	1	1	0	0	0	0	0	6
Givens	1	0	1	0	0	0	0	6
Graham	1	0	1	0	0	0	0	6
V. Green	1	0	0	1	0	0	0	6
T. Jones	1	0	0	1	0	0	0	6
Vrabel	1	0	1	0	0	0	0	6
Patriots	43	9	28	6	36/36	27/30	0	381
Opponents	41	17	23	1	40/41	20/34	0	346

SCORING	TD	Ru	Pa	Rt	PAT	FG	S	TP
Vinatieri	0	0	0	0	36/36	27/30	0	117

# 2003 FINAL STATISTICS (14-2)

**HEAD COACH: BILL BELICHICK • AFC EAST DIVISION CHAMPIONS • HOME STADIUM: GILLETTE STADIUM**

Date	W/L	Score	Opp.	Att.
9/07	L	0-31	at Buffalo	73,262
9/14	W	31-10	at Philadelphia	67,624
9/21	W	23-16	N.Y. Jets	68,436
9/28	L	17-20	at Washington	83,632
10/05	W	38-30	Tennessee	68,436
10/12	W	17-6	N.Y. Giants	68,436
10/19	W	19-13	at Miami OT	73,650
10/26	W	9-3	Cleveland	68,436
11/03	W	30-26	at Denver	68,436
BYE WEEK				
11/16	W	12-0	Dallas	68,436
11/23	W	23-20	at Houston OT	70,719
11/30	W	38-34	at Indianapolis	57,102
12/07	W	12-0	Miami	68,436
12/14	W	27-13	Jacksonville	68,436
12/20	W	21-16	at N.Y. Jets	77,835
12/27	W	31-0	Buffalo	68,436

## AFC PLAYOFFS

1/10	W	17-14	Tennessee	68,436
1/18	W	24-14	Indianapolis	68,436
SUPER BOWL XXXVIII (at Houston, Texas)				
2/01	W	32-29	Carolina	71,525

TEAM STATISTICS		PATS	OPP
<b>TOTAL FIRST DOWNS</b>		<b>294</b>	<b>293</b>
Rushing		91	91
Passing		177	177
Penalty		26	25
3rd Down: Made/Att	84/227	81/235	
3rd Down Pct.	37.0	34.5	
4th Down: Made/Att	6/14	6/16	
4th Down Pct.	42.9	37.5	
<b>POSSESSION AVG.</b>	<b>30:50</b>	<b>29:10</b>	
<b>TOTAL NET YARDS</b>	<b>5039</b>	<b>4666</b>	
Avg. Per Game	314.9	291.6	
Total Plays	1042	1060	
Avg. Per Play	4.8	4.4	
<b>NET YARDS RUSHING</b>	<b>1607</b>	<b>1434</b>	
Avg. Per Game	100.4	89.6	
Total Rushes	473	401	
<b>NET YARDS PASSING</b>	<b>3432</b>	<b>3232</b>	
Avg. Per Game	214.5	202.0	
Sacked/Yards Lost	32/219	41/253	
Gross Yards	3651	3485	
Att./Completions	537/320	618/328	
Completion Pct.	59.6	53.1	
Had Intercepted	13	29	
<b>PUNTS/AVERAGE</b>	<b>88/37.1</b>	<b>90/40.6</b>	
<b>NET PUNTING AVG.</b>	<b>88/33.5</b>	<b>90/34.4</b>	
<b>PENALTIES/YARDS</b>	<b>111/998</b>	<b>107/845</b>	
<b>FUMBLES/BALL LOST</b>	<b>25/11</b>	<b>31/12</b>	
<b>TOUCHDOWNS</b>	<b>39</b>	<b>23</b>	
Rushing	9	10	
Passing	23	11	
Returns	7	2	

SCORE BY PERIODS		1	2	3	4	OT	TOTAL
Patriots		80	83	79	97	9	348
Opponents		42	73	51	72	0	238

SCORING	TD	Ru	Pa	Rt	PAT	FG	S	TP
Vinateri	0	0	0	0	37/38	25/34	0	112
Givens	6	0	0	0			0	36
Cloud	5	5	0	0			0	30
T. Brown	4	0	4	0			0	24
Graham	4	0	4	0			0	24
Branch	3	0	3	0			0	18
B. Johnson	3	0	2	1			0	18
Smith	3	3	0	0			0	18
Bruschi	2	0	2	0			0	12
Fauria	2	0	2	0			0	12
Brady	1	1	0	0			0	6
Centers	1	0	1	0			0	6
Chatham	1	0	1	0			0	6
Law	1	0	1	0			0	6
McGinest	1	0	1	0			0	6
Samuel	1	0	1	0			0	6
Ward	1	0	1	0			0	6
Patriots	39	9	23	7	37/38	25/34	1	348
Opponents	23	10	11	2	21/21	25/35	1	238

RUSHING	NO	YDS	AVG	LG	TD
Smith	182	642	3.5	30	3
Faulk	178	638	3.6	23	0
Cloud	27	118	4.4	42	5
Centers	21	82	3.9	13	0
Brady	42	63	1.5	11	1
T. Brown	6	27	4.5	11	0
Pass	6	27	4.5	11	0
Branch	1	11	11.0	11	0
Klecko	2	5	2.5	5	0
Patten	1	4	4.0	4	0
McCrary	3	3	1.0	4	0
Walter	2	0	0.0	0	0
Huard	1	-1	-1.0	-1	0
B. Johnson	1	-12	-12.0	-12	0
<b>Patriots</b>	<b>473</b>	<b>1607</b>	<b>3.4</b>	<b>42</b>	<b>9</b>
<b>Opponents</b>	<b>401</b>	<b>1434</b>	<b>3.6</b>	<b>23</b>	<b>10</b>

RECEIVING	NO	YDS	AVG	LG	TD
Branch	57	803	14.1	66	3
Faulk	48	440	9.2	27	0
T. Brown	40	472	11.8	82	4
Graham	38	409	10.8	38	4
Givens	34	510	15.0	57	6
Fauria	28	285	10.2	28	2
Centers	19	106	5.6	14	1
B. Johnson	16	209	13.1	45	2
Smith	14	92	6.6	16	0
Patten	9	140	15.6	42	0
Ward	7	106	15.1	31	1
Pass	4	21	5.3	11	0
Stokes	2	38	19.0	31	0
McCrary	2	12	6.0	9	0
Cloud	1	8	8.0	9	0
Andruzzi	1	0	0.0	0	0
<b>Patriots</b>	<b>320</b>	<b>3651</b>	<b>11.4</b>	<b>82</b>	<b>23</b>
<b>Opponents</b>	<b>328</b>	<b>3485</b>	<b>10.6</b>	<b>67</b>	<b>11</b>

INTERCEPTIONS	NO	YDS	AVG	LG	TD
Law	6	112	18.7	65	1
Poole	6	81	13.5	44	0
Wilson	4	18	4.5	10	0
Bruschi	3	26	8.7	18	2
Harrison	3	0	0.0	2	0
Samuel	2	55	27.5	55	1
Vrabel	2	18	9.0	14	0
Morris	1	33	33.0	33	0
McGinest	1	15	15.0	15	1
Izzo	1	0	0.0	0	0
<b>Patriots</b>	<b>29</b>	<b>358</b>	<b>12.3</b>	<b>65</b>	<b>5</b>
<b>Opponents</b>	<b>13</b>	<b>122</b>	<b>9.4</b>	<b>37</b>	<b>1</b>

PUNTING	NO	YDS	AVG	NET	TB	IN20	LG	BLK
Walter	76	2865	37.7	33.6	3	25	52	1
Barnard	10	365	36.5	32.5	1	4	49	0
Brady	1	36	36.0	36.0	0	1	36	0
<b>Patriots</b>	<b>88</b>	<b>3266</b>	<b>37.1</b>	<b>33.5</b>	<b>4</b>	<b>30</b>	<b>52</b>	<b>1</b>
<b>Opponents</b>	<b>90</b>	<b>3658</b>	<b>40.6</b>	<b>34.4</b>	<b>5</b>	<b>21</b>	<b>71</b>	<b>0</b>

PUNT RETURNS	NO	FC	YDS	AVG	LG	TD
T. Brown	29	13	293	10.1	23	0
Poole	11	3	75	6.8	18	0
Faulk	5	6	66	13.2	19	0
Branch	4	1	26	6.5	11	0
B. Johnson	1	0	2	2.0	2	0
Ward	0	2	0	---	0	0
<b>Patriots</b>	<b>50</b>	<b>25</b>	<b>462</b>	<b>9.2</b>	<b>23</b>	<b>0</b>
<b>Opponents</b>	<b>38</b>	<b>11</b>	<b>240</b>	<b>6.3</b>	<b>57</b>	<b>1</b>

**SACKS:** Vrabel 9.5, Seymour 8.0, McGinest 5.5, Harrison 3.0, Bruschi 2.0, Colvin 2.0, Green 2.0, Chatterton 2.0, Chatham 1.5, Klecko 1.5, Banta-Cain 1.0, Wherry 1.0, Pleasant 1.0, Warren 1.0, Patriots 41.0, Opponents 32.0.

KICK RETURNS	NO	YDS	AVG	LG	TD
B. Johnson	30	847	28.2	92	1
Pass	11	254	23.1	36	0
Faulk	10	207	20.7	30	0
Cloud	2	38	19.0	19	0
Givens	2	31	15.5	20	0
Klecko	2	20	10.0	10	0
Vrabel	2	22	11.0	14	0
Bruschi	1	9	9.0	9	0
<b>Patriots</b>	<b>60</b>	<b>1428</b>	<b>23.8</b>	<b>92</b>	<b>1</b>
<b>Opponents</b>	<b>77</b>	<b>1623</b>	<b>21.1</b>	<b>75</b>	<b>0</b>

FIELD GOALS	1-19	20-29	30-39	40-49	50+
Vinateri	0/0	10/17	4/8	5/8	0/1
<b>Patriots</b>	<b>0/0</b>	<b>16/17</b>	<b>4/8</b>	<b>5/8</b>	<b>0/1</b>
<b>Opponents</b>	<b>1/1</b>	<b>8/8</b>	<b>8/11</b>	<b>7/14</b>	<b>1/1</b>

**Vinateri:** (1) (27G) (24G, 22G, 47G) (23G, 46G) (34N, 39N, 48G) (42N, 28G) (25G, 30G) (27G, 48N, 28G, 38G) (40G, 46G, 28G) (23G, 26G) (21G, 38N, 32G, 37B, 28G) (43G) (29G, 54N) (22G, 31G) (1) (24N, 24G).

**OPPONENTS:** (44G) (57G) (41G, 39G, 30G, 42N) (38G, 29G, 48B) (48G, 43G, 46H, 33G, 37G, 41G) (22G, 47N, 49N, 34G) (23G, 34G, 35B, 35N) (29G) (44N, 43G) (1) (19G, 31G) (40G, 29G) (1) (24G, 23G, 34N) (29G) (40N).

## STARTERS:

**OFFENSE:** WR Troy Brown (10), David Givens (3), Bethel Johnson (3); LT Matt Light (16); LG Damien Woody (12), Mike Compton (2), Joe Andruzzi (1), Russ Hochstein (1); C Dan Koppin (15), Damien Woody (1); RG Joe Andruzzi (15), Damien Woody (1); RT Tom Ashworth (13), Adrian Klemm (3); TE Christian Fauria (13), Daniel Graham (3); WR Deion Branch (9), David Patten (5); QB Tom Brady (16); RB Kevin Faulk (8), Antowain Smith (6), Michael Cloud (1); FB Larry Centers (3), Fred McCrary (3); 3rd WR Deion Branch (2), David Givens (2), Bethel Johnson (1); 4th WR Bethel Johnson (1); 2nd TE Daniel Graham (5).

**DEFENSE:** LE Bobby Hamilton (16); DT/NT Ted Washington (10), Ty Warren (4), Rick Lyle (1), Dan Klecko (1); DT/RE Richard Seymour (14), Jarvis Green (2); DE/OLB Willie McGinest (9), Jarvis Green (5), Rosevelt Colvin (2); OLB/ILB Roman Phifer (12), Willie McGinest (2), Ted Johnson (2); MLB/ILB Tedy Bruschi (16); OLB/ILB Mike Vrabel (9), Matt Chatham (4), Roman Phifer (3); LCB Ty Law (14), Tyrone Poole (1), Asante Samuel (1); RCB Tyrone Poole (15), Ty Law (1); SS Rodney Harrison (16); FS Eugene Wilson (15), Antwan Harris (1).

**2003 Coaching Staff:** Romeo Crennel, Defensive Coordinator/Defensive Line; Brian Daboll, Wide Receivers; Jeff Davidson, Assistant Offensive Line/Tight Ends; Ivan Fears, Running Backs; John Hufnagel, Quarterbacks; Pepper Johnson, Inside Linebackers; Eric Mangini, Defensive Backs; Markus Paul, Assistant Strength and Conditioning; Rob Ryan, Outside Linebackers; Dante Scarnecchia, Assistant Head Coach/Offensive Line; Brad Seely, Special Teams; Charlie Weiss, Offensive Coordinator; Mike Woick, Strength and Conditioning.

**Pro Bowl (3):** CB Ty Law (4), LB Willie McGinest (2), DL Richard Seymour (2).

PASSING	ATT	CMP	YARDS	CMP%	YDS/ATT	TD	TD%	INT	INT%	LG	SK/YDS	RATING
Brady	527	317	3620	60.2	6.87	23	4.4	12	2.3	82	32/219	85.9
Davey	7	3	31	42.9	4.43	0	0.0	0	0.0	16	0/0	56.3
Faulk	1	0	0	0.0	0.0	0	0.0	0	0.0	0	0/0	39.6
Givens	1	0	0	0.0	0.0	0	0.0	1	100.0	0	0/0	0.0
Huard	1	0	0	0.0	0.0	0	0.0	0	0.0	0	0/0	39.6
<b>Patriots</b>	<b>537</b>	<b>320</b>	<b>3651</b>	<b>59.6</b>	<b>6.80</b>	<b>23</b>	<b>4.3</b>	<b>13</b>	<b>2.4</b>	<b>82</b>	<b>32/219</b>	<b>84.3</b>
<b>Opponents</b>	<b>618</b>	<b>328</b>	<b>3485</b>	<b>53.1</b>	<b>5.64</b>	<b>11</b>	<b>1.8</b>	<b>29</b>	<b>4.7</b>	<b>67</b>	<b>41/253</b>	<b>56.2</b>

# 2004 FINAL STATISTICS (14-2)

HEAD COACH: BILL BELICHICK • AFC EAST DIVISION CHAMPIONS • HOME STADIUM: GILLETTE STADIUM

Date	W/L	Score	Opp.	Att.	RUSHING	NO	YDS	AVG	LG	TD	KICK RETURNS	NO	YDS	AVG	LG	TD
9/09	W	27-24	Indianapolis	68,756	Dillon	345	1635	4.7	44	12	B. Johnson	41	1016	24.8	93t	1
9/19	W	23-12	at Arizona	51,557	Faulk	54	255	4.7	20	2	Pass	6	115	19.2	24	0
			BYE WEEK		Pass	39	141	3.6	19	0	Faulk	4	73	18.3	24	0
10/03	W	31-17	at Buffalo	72,698	Cobbs	22	50	2.3	13	0	Kasper	3	61	20.3	21	0
10/10	W	24-10	Seattle	68,756	Brady	43	28	0.7	10	0	Banta-Cain	1	21	21.0	21	0
10/17	W	30-20	Miami	68,756	Abdullah	13	13	1.0	5	1	Patten	1	16	16.0	16	0
10/24	W	13-7	N.Y. Jets	64,737	B. Johnson	2	8	4.0	11	0	<b>Patriots</b>	<b>56</b>	<b>1302</b>	<b>23.3</b>	<b>93t</b>	<b>1</b>
10/31	L	20-34	at Pittsburgh	66,107	Patten	1	5	5.0	5	0	<b>Opponents</b>	<b>86</b>	<b>2003</b>	<b>23.3</b>	<b>98t</b>	<b>1</b>
11/07	W	40-22	at St. Louis	68,756	Izzo	1	0	0.0	0	0						
11/14	W	29-6	Buffalo	78,431	Davey	4	-1	-2	3	0						
11/22	W	27-19	at Kansas City	68,756	<b>Patriots</b>	<b>524</b>	<b>2134</b>	<b>4.1</b>	<b>44</b>	<b>15</b>						
11/28	W	24-3	Baltimore	73,028	<b>Opponents</b>	<b>405</b>	<b>1572</b>	<b>3.9</b>	<b>34</b>	<b>9</b>						
12/05	W	42-15	at Cleveland	68,756												
12/12	W	35-28	Cincinnati	73,629												
12/20	L	28-29	at Miami	71,975												
12/26	W	23-7	at N.Y. Jets	77,975												
1/02	W	21-7	San Francisco	68,756												

## AFC PLAYOFFS

1/16	W	20-3	Indianapolis	68,756
1/23	W	41-27	at Pittsburgh	65,242
2/06	W	24-21	Philadelphia	78,125

## TEAM STATISTICS

	PATS	OPP
<b>TEAM FIRST DOWNS</b>	<b>344</b>	<b>290</b>
Rushing	120	83
Passing	193	177
Penalty	31	30
3rd Down: Made/Att	93/206	81/209
3rd Down: Pct.	45.1	38.8
4th Down: Made/Att	4/10	13/30
4th Down: Pct.	40.0	43.3
<b>POSSESSION AVG.</b>	<b>31:22</b>	<b>28:38</b>
<b>NET YARDS</b>	<b>5722</b>	<b>4972</b>
Avg. Per Game	357.6	310.8
Total Yards	1035	988
Avg. Per Play	5.5	5.0
<b>NET YARDS RUSHING</b>	<b>2134</b>	<b>1572</b>
Avg. Per Game	133.4	98.3
Total Rushes	524	405
<b>NET YARDS PASSING</b>	<b>3588</b>	<b>3400</b>
Avg. Per Game	224.3	212.5
Sacked/Yards Lost	26/162	45/311
Gross Yards	3750	3711
Att./Completions	485/293	538/315
Completion Pct.	60.4	58.6
Had Intercepted	14	20
<b>PUNTS/AVERAGE</b>	<b>56/42.9</b>	<b>69/41.5</b>
<b>NET PUNTING AVG.</b>	<b>56/33.7</b>	<b>69/36.8</b>
<b>PENALTIES/YARDS</b>	<b>101/822</b>	<b>118/1014</b>
<b>FUMBLES/BALL LOST</b>	<b>24/13</b>	<b>49/31</b>
<b>TOUCHDOWNS</b>	<b>29</b>	<b>31</b>
Rushing	15	9
Passing	29	18
Returns	5	4

SCORE BY PERIODS	1	2	3	4	OT	TOTAL
Patriots	87	159	102	89	0	437
Opponents	55	94	45	66	0	260

SCORING	TD	R	Pa	Rt	PAT	FG	S	TP
Vinateri	0	0	0	0	48/48	31/33	0	141
Dillon	13	12	1	0			0	80
Graham	7	0	7	0			0	42
Patten	7	0	7	0			0	42
Branch	4	0	4	0			0	24
Faulk	3	2	1	0			0	18
Givens	3	0	3	0			0	18
Fauria	2	0	2	0			0	12
B. Johnson	2	0	1	0			0	12
Vrabel	2	0	2	0			0	12
Abdullah	1	1	0	0			0	6
Brown	1	0	1	0			0	6
Gay	1	0	0	1			0	6
Green	1	0	0	1			0	6
Samuel	1	0	0	1			0	6
Seymour	1	0	0	1			0	6
<b>Patriots</b>	<b>49</b>	<b>15</b>	<b>29</b>	<b>5</b>	<b>48/48</b>	<b>31/33</b>	<b>0</b>	<b>437</b>
<b>Opponents</b>	<b>31</b>	<b>9</b>	<b>18</b>	<b>4</b>	<b>23/23</b>	<b>15/18</b>	<b>0</b>	<b>260</b>

2-Pt. Conversions: Patriots 1-1 (Dillon), Opp. 3-8.

PASSING	ATT	CMP	YARDS	CMP%	YDS/ATT	TD	TD%	INT	INT%	LG	SK/YDS	RATING
Brady	474	288	3692	60.8	7.79	28	5.9	14	3.0	50	26/162	92.6
Davey	10	4	54	40.0	5.40	0	0.0	0	0.0	20	0/0	57.9
Vinateri	1	1	4	100.0	4.00	1	100.0	0	0.0	4t	0/0	122.9
<b>Patriots</b>	<b>485</b>	<b>293</b>	<b>3750</b>	<b>60.4</b>	<b>7.73</b>	<b>29</b>	<b>6.0</b>	<b>14</b>	<b>2.9</b>	<b>50</b>	<b>26/162</b>	<b>92.5</b>
<b>Opponents</b>	<b>538</b>	<b>315</b>	<b>3711</b>	<b>58.6</b>	<b>6.90</b>	<b>18</b>	<b>3.3</b>	<b>20</b>	<b>3.7</b>	<b>65t</b>	<b>45/311</b>	<b>75.3</b>

RECEIVING	NO	YDS	AVG	LG	TD
Givens	56	874	15.6	50	3
Patten	44	800	18.2	48t	7
Branch	35	454	13.0	26t	4
Graham	30	364	12.1	48	7
Pass	28	215	7.7	22	0
Faulk	26	248	9.5	31t	1
Brown	17	184	10.8	22	1
Fauria	16	195	12.2	25	2
Dillon	15	103	6.9	20	1
B. Johnson	10	174	17.4	48	1
Weaver	8	93	11.6	25	0
Klecko	3	18	6.0	11	0
Watson	2	16	8.0	14	0
Vrabel	2	3	1.5	2t	2
Abdullah	1	9	9.0	9	0
<b>Patriots</b>	<b>293</b>	<b>3750</b>	<b>12.8</b>	<b>50</b>	<b>29</b>
<b>Opponents</b>	<b>315</b>	<b>3711</b>	<b>11.8</b>	<b>65t</b>	<b>18</b>

INTERCEPTIONS	NO	YDS	AVG	LG	TD
Wilson	4	51	12.8	24	0
Bruschi	3	70	23.3	36	0
Brown	3	22	7.3	17	0
Gay	2	23	11.5	13	0
Harrison	2	12	6.0	12	0
Samuel	1	34	34.0	34t	1
McGinest	1	27	27.0	27	0
Phifer	1	26	26.0	26	0
Poole	1	21	21.0	21	0
Banta-Cain	1	4	4.0	4	0
Law	1	0	0.0	0	0
<b>Patriots</b>	<b>20</b>	<b>290</b>	<b>14.5</b>	<b>36</b>	<b>1</b>
<b>Opponents</b>	<b>14</b>	<b>242</b>	<b>17.3</b>	<b>65</b>	<b>1</b>

PUNTING	NO	YDS	AVG	NET	TB	IN20	LG	BLK
Jo. Miller	56	2350	42.0	33.7	5	19	69	0
<b>Patriots</b>	<b>56</b>	<b>2350</b>	<b>42.0</b>	<b>33.7</b>	<b>5</b>	<b>19</b>	<b>69</b>	<b>0</b>
<b>Opponents</b>	<b>69</b>	<b>2866</b>	<b>41.5</b>	<b>36.8</b>	<b>5</b>	<b>21</b>	<b>63</b>	<b>0</b>

PUNT RETURNS	NO	FC	YDS	AVG	LG	TD
Faulk	20	11	133	6.7	16	0
Brown	12	3	83	6.9	23	0
B. Johnson	4	1	8	2.0	6	0
Poole	2	0	6	3.0	6	0
Branch	1	0	0	0.0	0	0
Gay	1	0	0	0.0	0	0
<b>Patriots</b>	<b>40</b>	<b>15</b>	<b>230</b>	<b>5.8</b>	<b>23</b>	<b>0</b>
<b>Opponents</b>	<b>31</b>	<b>7</b>	<b>365</b>	<b>11.8</b>	<b>71</b>	<b>1</b>

SACKS: McGinest 9.5, Vrabel 5.5, Colvin 5.0, Seymour 5.0, Green 4.0, Bruschi 3.5, Warren 3.5, Harrison 3.0, Wilfork 2.0, Banta-Cain 1.5, Phifer 1.5, T. Johnson 1.0; Patriots 45.0, Opponents 26.0.

FIELD GOALS	1-19	20-29	30-39	40-49	50+
Vinateri	0/0	13/13	7/7	11/12	0/1
<b>Patriots</b>	<b>0/0</b>	<b>13/13</b>	<b>7/7</b>	<b>11/12</b>	<b>0/1</b>
<b>Opponents</b>	<b>1/1</b>	<b>5/5</b>	<b>5/6</b>	<b>2/3</b>	<b>2/3</b>

Vinateri: (326, 436) (296, 286, 246) (426) (406, 47N) (406, 396, 306) (416, 276) (436, 256) (436, 316, 456, 366) (276, 246, 206, 456, 376) (376, 286) (286, 406, 486) (0) (0) (286, 296, 50N, 266) (0).

OPPONENTS: (326, 428) (516, 526, 58N) (336) (296) (336, 406, 286, 316) (196, 296) (0) (446, 246) (226) (0) (306) (0) (39N).

## STARTERS:

OFFENSE: WR Deion Branch (9), David Patten (6), Bethel Johnson (1); LT Matt Light (16); LG Joe Andruzzi (14), Russ Hochstein (2); C Dan Koppen (16); RG Stephen Neal (14), Joe Andruzzi (2); RT Brandon Gorin (10) Tom Ashworth (6); TE Daniel Graham (14), Christian Fauria (2); WR David Givens (11), David Patten (3); QB Tom Brady (14); RB Corey Dillon (14), Kevin Faulk (1); FB Patrick Pass (4), Dan Klecko (2); 3rd WR David Patten (2), David Givens (1); 2nd TE Christian Fauria (8), Benjamin Watson (1); 3rd TE Jed Weaver (1).

DEFENSE: LE Ty Warren (16); NT Keith Traylor (10), Vince Wilfork (6); RE Richard Seymour (15), Jarvis Green (1); OLB Willie McGinest (16); ILB Ted Johnson (15), Roman Phifer (1); ILB Tedy Bruschi (16); OLB Mike Vrabel (15), Roosevelt Colvin (1); LCB Ty Law (7), Asante Samuel (3), Eugene Wilson (3), Earlwind Moreland (2), Randall Gay (1); RCB Randall Gay (7), Asante Samuel (5), Tyrone Poole (4); SS Rodney Harrison (16); FS Eugene Wilson (11), Don Davis (2), Dexter Reid (2), Randall Gay (1).

2004: Coaching Staff: Romeo Crennel, Defensive Coordinator; Brian Daboll, Wide Receivers; Jeff Davidson, Assistant Offensive Line/Tight Ends; Ivan Fears, Running Backs; Pepper Johnson, Defensive Line; Eric Mangini, Defensive Backs; Josh McDaniels, Quarterbacks; Matt Patricia, Coaching Assistant; Markus Paul, Assistant Strength and Conditioning; Dean Pees, Linebackers; Dante Scarnecchia, Assistant Head Coach/Offensive Line; Brad Seely, Special Teams; Cory Udlin, Coaching Assistant; Charlie Weis, Offensive Coordinator; Mike Woicik, Strength and Conditioning.

Pro Bowl (5): QB Tom Brady (2), LB Tedy Bruschi (1), Spt Larry Izzo (3), DL Richard Seymour (3), K Adam Vinateri (2).

# 2005 FINAL STATISTICS (10-6)

**HEAD COACH: BILL BELICHICK • AFC EAST DIVISION CHAMPIONS • HOME STADIUM: GILLETTE STADIUM**

Date	W/L	Score	Opp.	Att.	RUSHING	NO	YDS	AVG	LG	TD	KICK RETURNS	NO	YDS	AVG	LG	TD
9/08	W	30-20	at Oakland	68,756	Dillon	209	733	3.5	29	12	Johnson	31	694	22.4	54	0
9/18	L	17-27	at Carolina	73,528	Pass	54	245	4.5	31	3	Hobbs	15	361	24.1	37	0
9/25	W	23-20	at Pittsburgh	64,868	Evans	51	192	3.8	21	0	Dwight	10	250	25.0	38	0
10/02	L	17-41	at San Diego	68,756	Faulk	51	145	2.8	13	0	Faulk	4	81	20.3	26	0
10/09	W	31-28	at Atlanta	71,079	Brady	27	89	3.3	15	1	A.Davis	3	108	36.0	65	0
10/16	L	20-28	at Denver	76,571	Cloud	23	59	2.6	15	0	Pass	2	31	15.5	21	0
			BYE WEEK		Zereoue	7	14	2.0	12	0	Cloud	1	15	15.0	15	0
10/30	W	21-16	Buffalo	68,756	Givens	2	13	6.5	9	0	Banta-Cain	1	14	14.0	14	0
11/07	L	21-40	Indianapolis	68,756	Cassel	6	12	2.0	9	0	Watson	1	1	1.0	1	0
11/13	W	23-16	at Miami	73,405	Dwight	4	11	2.8	12	0	Stone	1	0	0.0	0	0
11/20	W	24-17	New Orleans	68,756	Flutie	5	-1	-0.2	2	0	Izzo	1	0	0.0	0	0
11/27	L	16-26	at Kansas City	78,025	Patriots	439	1512	3.4	31	16	Patriots	70	1555	22.2	65	0
12/04	W	16-3	N.Y. Jets	68,756	Opponents	437	1580	3.6	68	11	Opponents	68	1487	21.9	46	0
12/11	W	35-7	at Buffalo	71,810												
12/17	W	28-0	Tampa Bay	68,756												
12/26	W	31-21	at N.Y. Jets	77,569												
1/01	L	26-28	Miami	68,756												

## AFC PLAYOFFS

1/07	W	28-3	Jacksonville	68,756
1/14	L	13-27	at Denver	76,238

## TEAM STATISTICS

TEAM STATISTICS	PATS	OPP
<b>TOTAL FIRST DOWNS</b>	<b>334</b>	<b>306</b>
Rushing	101	94
Passing	204	179
Penalty	29	33
3rd Down: Made/Att	93/221	92/219
3rd Down Pct.	42.1	42.0
4th Down: Made/Att	13/17	3/9
4th Down Pct.	76.5	33.3
<b>POSSESSION AVG.</b>	<b>30:19</b>	<b>29:41</b>
<b>TOTAL NET YARDS</b>	<b>5632</b>	<b>5283</b>
Avg. Per Game	352.0	330.2
Total Plays	1031	997
Avg. Per Play	5.5	5.3
<b>NET YARDS RUSHING</b>	<b>1512</b>	<b>1580</b>
Avg. Per Game	94.5	98.8
Total Rushes	439	437
<b>NET YARDS PASSING</b>	<b>4120</b>	<b>3703</b>
Avg. Per Game	257.5	231.4
Sacked/Yards Lost	28/202	33/223
Gross Yards	4222	3926
Att./Completions	564/352	552/296
Completion Pct.	62.4	56.2
Had Intercepted	15	10
<b>PUNTS/AVERAGE</b>	<b>77/44.6</b>	<b>81/43.7</b>
<b>NET PUNTING YARD</b>	<b>77/38.3</b>	<b>81/37.8</b>
<b>PENALTIES/YARDS</b>	<b>110/921</b>	<b>132/1068</b>
<b>FUMBLES/BALL LOST</b>	<b>19/9</b>	<b>13/8</b>
<b>TOUCHDOWNS</b>	<b>46</b>	<b>38</b>
Rushing	16	11
Passing	28	25
Returns	2	2

SCORE BY PERIODS	1	2	3	4	OT	TOTAL
Patriots	90	74	97	118	0	379
Opponents	55	117	56	110	0	338

SCORING	TD	Ru	Pa	Rt	PAT	FG	S	TP
Vinateri	0	0	0	0	40/41	20/25	0	100
Dillon	13	12	1	0			0	78
Branch	5	0	5	0			0	30
Watson	4	0	4	0			0	24
Vrabel	4	0	3	1			0	24
Pass	3	3	0	0			0	18
Dwight	3	0	3	0			0	18
Graham	3	0	3	0			0	18
Givens	2	0	2	0			0	12
Fauria	2	0	2	0			0	12
T. Brown	2	0	2	0			0	12
Brady	1	0	1	0			0	6
Ashworth	1	0	1	0			0	6
Sanders	1	0	1	0			0	6
Johnson	1	0	1	0			0	6
A. Davis	1	0	1	0			0	6
Evans	0	0	0	0			1	2
Flutie	0	0	0	0	1/1	0/0	1	1
<b>Patriots</b>	<b>46</b>	<b>16</b>	<b>28</b>	<b>2</b>	<b>41/42</b>	<b>20/25</b>	<b>1</b>	<b>379</b>
<b>Opponents</b>	<b>38</b>	<b>11</b>	<b>25</b>	<b>2</b>	<b>34/34</b>	<b>24/30</b>	<b>1</b>	<b>338</b>

2-Pt. Conversions: Patriots 1-4 (Evans), Opponents 1-4

RECEIVING	NO	YDS	AVG	LG	TD
Branch	78	998	12.8	51	5
Givens	59	738	12.5	40	2
T. Brown	39	466	11.9	71	2
Watson	29	441	15.2	35	4
Branch	29	260	9.0	23	0
Pass	22	227	10.3	39	0
Dillon	22	181	8.2	25	1
Dwight	19	332	17.5	59	3
Graham	16	235	14.7	45	3
Evans	10	88	8.8	19	0
A. Davis	9	190	21.1	60	1
Fauria	8	57	7.1	18	2
Johnson	4	67	16.8	55	1
Childress	3	32	10.7	21	0
Vrabel	3	4	1.3	2	0
Zereoue	1	5	5.0	5	0
Ashworth	1	1	1.0	1	1
<b>Patriots</b>	<b>352</b>	<b>4322</b>	<b>12.3</b>	<b>71</b>	<b>28</b>
<b>Opponents</b>	<b>296</b>	<b>3926</b>	<b>13.3</b>	<b>85</b>	<b>25</b>

INTERCEPTIONS	NO	YDS	AVG	LG	TD
Samuel	3	15	5.0	15	0
Hobbs	3	8	2.7	8	0
Vrabel	2	23	11.5	24	1
Sanders	1	39	39.0	39	1
Wilson	1	0	0.0	0	0
<b>Patriots</b>	<b>10</b>	<b>85</b>	<b>8.5</b>	<b>39</b>	<b>2</b>
<b>Opponents</b>	<b>15</b>	<b>188</b>	<b>12.5</b>	<b>74</b>	<b>2</b>

PUNTING	NO	YDS	AVG	NET	BT	IN20	LG	BLK
J. Miller	76	3431	45.1	38.3	4	22	59	1
<b>Patriots</b>	<b>76</b>	<b>3431</b>	<b>44.6</b>	<b>38.3</b>	<b>4</b>	<b>22</b>	<b>59</b>	<b>1</b>
<b>Opponents</b>	<b>81</b>	<b>3537</b>	<b>43.7</b>	<b>37.8</b>	<b>8</b>	<b>27</b>	<b>68</b>	<b>0</b>

PUNT RETURNS	NO	FC	YDS	AVG	LG	TD
Dwight	32	13	273	8.5	29	0
T. Brown	7	5	30	4.3	7	0
Johnson	1	0	11	11.0	11	0
<b>Patriots</b>	<b>40</b>	<b>18</b>	<b>314</b>	<b>7.9</b>	<b>29</b>	<b>0</b>
<b>Opponents</b>	<b>42</b>	<b>14</b>	<b>405</b>	<b>9.6</b>	<b>76</b>	<b>0</b>

**SACKS:** Colvin 7.0, McGinest 6.0, Vrabel 4.5, Seymour 4.0, Green 2.5, Bruschi 2.0, Warren 1.5, Poteat 1.0, Chatham 1.0, Beisel 1.0, Hawkins 1.0, Klecko 0.5, Wilfork 0.5, Banta-Cain 0.5; Patriots 33.0, Opponents 28.0.

FIELD GOALS	1-19	20-29	30-39	40-49	50+
Vinateri	0/0	7/7	9/10	4/6	0/2
<b>Patriots</b>	<b>0/0</b>	<b>7/7</b>	<b>9/10</b>	<b>4/6</b>	<b>0/2</b>
<b>Opponents</b>	<b>0/0</b>	<b>6/6</b>	<b>9/12</b>	<b>6/8</b>	<b>3/4</b>

**Vinateri:** (26G) (45G) (53N,48G,35G,43G) (37N,24G) (29G) (39G,53N,38G) (44N) (1) (35G,32G,33G) (37G) (29G) (45N,21G,34G,22G) (0) (26G) (49G,33G).

**OPPONENTS:** (26G) (45G) (53N,48G,35G,43G) (37N,24G) (29G) (39G,53N,38G) (44N) (1) (35G,32G,33G) (37G) (29G) (45N,21G,34G,22G) (0) (26G) (49G,33G).

## STARTERS:

**OFFENSE:** WR Deion Branch (15); LT Nick Kaczur (11), Matt Light (3), Tom Ashworth (2); LG Logan Mankins (16); C Dan Koppen (9), Russ Hochstein (7); RG Stephen Neal (16); RT Brandon Gorin (8) Tom Ashworth (8); TE Daniel Graham (9), Christian Fauria (5), Benjamin Watson (2); WR David Givens (10), Andrew Davis (3), Troy Brown (1); QB Tom Brady (16); RB Corey Dillon (10), Patrick Pass (3); Kevin Faulk (2), Heath Evans (1); FB Patrick Pass (1); 3rd WR Bethel Johnson (1), Tim Dwight (1), Troy Brown (2), Andre Davis (1); 2nd TE Benjamin Watson (7), Christian Fauria (4); 3rd TE Christian Fauria (1), Tom Ashworth (1).

**DEFENSE:** LE Ty Warren (16); NT/DT Vince Wilfork (16); RE/DT Richard Seymour (12), Jarvis Green (4); OLB/DE Willie McGinest (11), Mike Vrabel (4), Jarvis Green (1); ILB/OLB Mike Vrabel (12), Monty Beisel (4); ILB/MLB Tedy Bruschi (9), Chad Brown (5), Monty Beisel (2); OLB Roosevelt Colvin (11), Willie McGinest (5); LCB Asante Samuel (15), Hank Poteat (1); RCB Ellis Hobbs (8), Duane Starks (6), Tyrone Poole (1), Randall Gay (1); SS Artrell Hawkins (4), Rodney Harrison (3), Michael Stone (3), Guss Scott (2), James Sanders (2), Arturo Freeman (1), Randall Gay (1); FS Eugene Wilson (16).

**2005 Coaching Staff:** Joel Collier, Assistant Secondary; Brian Daboll, Wide Receivers; Ivan Fears, Running Backs; Pepper Johnson, Defensive Line; Eric Mangini, Defensive Coordinator; Pete Mangurian, Tight Ends; Josh McDaniels, Quarterbacks; Harold Nash, Assistant Strength and Conditioning; Matt Patricia, Assistant Offensive Line; Dean Pees, Linebackers; Dante Scarnecchia, Assistant Head Coach/Offensive Line; Brad Seely, Special Teams; Mike Woicik, Strength and Conditioning.

**Pro Bowl (2):** QB Tom Brady (3), DL Richard Seymour (4).

PASSING	ATT	CMP	YARDS	CMP%	YDS/ATT	TD	TD%	INT	INT%	LG	SK/YDS	RATING
Brady	530	334	4110	63.0	7.75	26	4.9	14	2.6	71	26/188	92.3
Cassel	24	13	183	54.2	7.63	2	8.3	1	4.2	36	1/1	89.4
Flutie	10	5	29	50.0	2.90	0	0.0	0	0.0	13	1/13	56.3
<b>Patriots</b>	<b>564</b>	<b>352</b>	<b>4322</b>	<b>62.4</b>	<b>7.66</b>	<b>28</b>	<b>5.0</b>	<b>15</b>	<b>2.7</b>	<b>71</b>	<b>28/202</b>	<b>91.5</b>
<b>Opponents</b>	<b>527</b>	<b>296</b>	<b>3926</b>	<b>56.2</b>	<b>7.45</b>	<b>25</b>	<b>4.7</b>	<b>10</b>	<b>1.9</b>	<b>85</b>	<b>33/223</b>	<b>87.8</b>



# 2006 FINAL STATISTICS (12-4)

**HEAD COACH: BILL BELICHICK • AFC EAST DIVISION CHAMPIONS • HOME STADIUM: GILLETTE STADIUM**

Date	W/L	Score	Opp.	Att.
9/10	W	19-17	Buffalo	68,756
9/17	W	24-17	at N.Y. Jets	77,595
9/24	L	7-17	Denver	68,756
10/01	W	38-13	at Cincinnati	66,035
10/08	W	20-10	Miami	68,756
BYE WEEK				
10/22	W	28-6	at Buffalo	72,180
10/30	W	31-7	at Minnesota	63,819
11/05	L	20-27	Indianapolis	68,756
11/12	L	14-17	N.Y. Jets	68,756
11/19	W	35-0	at Green Bay	70,753
11/26	W	17-13	Chicago	68,756
12/03	W	28-21	Detroit	68,756
12/10	L	0-21	at Miami	74,033
12/17	W	40-7	Houston	68,756
12/24	W	24-21	at Jacksonville	67,164
12/31	W	40-23	at Tennessee	69,143

## AFC PLAYOFFS

1/07	W	37-16	N.Y. Jets	68,756
1/14	W	24-21	at San Diego	68,810
1/21	L	34-38	at Indianapolis	57,433

TEAM STATISTICS	PATS	OPP
<b>TOTAL FIRST DOWNS</b>	<b>330</b>	<b>264</b>
Rushing	121	67
Passing	181	164
Penalty	28	33
3rd Down: Made/Att	96/226	75/209
3rd Down Pct.	42.5	35.9
4th Down: Made/Att	16/20	3/11
4th Down Pct.	80.0	27.3
<b>POSSESSION AVG.</b>	<b>31:35</b>	<b>28:25</b>
<b>TOTAL NET YARDS</b>	<b>5369</b>	<b>4710</b>
<b>Av. Per Game</b>	<b>335.6</b>	<b>294.4</b>
Total Plays	1055	950
Av. Per Play	5.1	5.0
<b>NET YARDS RUSHING</b>	<b>1969</b>	<b>1507</b>
Av. Per Game	123.1	94.2
Total Rushes	499	388
<b>NET YARDS PASSING</b>	<b>3400</b>	<b>3203</b>
Av. Per Game	212.5	200.2
Sacked/Yards Lost	29/190	44/281
Gross Yards	3590	3484
Attempts/Completions	527/326	518/294
Completion Pct.	61.9	56.8
Had Intercepted	12	22
<b>PUNTS/AVERAGE</b>	<b>69/41.3</b>	<b>79/41.6</b>
<b>NET PUNTING AVG.</b>	<b>69/34.6</b>	<b>79/34.4</b>
<b>PENALTIES/YARDS</b>	<b>98/940</b>	<b>102/918</b>
<b>FUMBLES/BALL LOST</b>	<b>27/15</b>	<b>24/13</b>
<b>TOUCHDOWNS</b>	<b>46</b>	<b>24</b>
Rushing	20	11
Passing	25	10
Returns	1	3

SCORE BY PERIODS	1	2	3	4	OT	TOTAL
Patriots	74	128	73	110	0	385
Opponents	32	74	80	51	0	237

SCORING	TD	Ru	Pa	Rt	PAT	FG	S	TP
Gostkowski	0	0	0	0	43/44	20/26	0	103
Dillon	13	13	0	0	0	0	0	78
Maroney	7	6	1	0	0	0	0	42
Caldwell	4	0	4	0	0	0	0	26
Brown	4	0	4	0	0	0	0	26
Faulk	3	1	2	0	0	0	0	18
Jackson	3	0	3	0	0	0	0	18
Watson	3	0	3	0	0	0	0	18
Gabriel	3	0	3	0	0	0	0	18
Graham	2	0	2	0	0	0	0	12
Gaffney	1	0	1	0	0	0	0	6
Thomas	1	0	1	0	0	0	0	6
Hobbs	1	0	1	0	0	0	0	6
Evans	1	0	1	0	0	0	0	6
Warren	0	0	0	0	0	0	1	2
<b>Patriots</b>	<b>46</b>	<b>20</b>	<b>25</b>	<b>1</b>	<b>43/44</b>	<b>20/26</b>	<b>1</b>	<b>385</b>
<b>Opponents</b>	<b>24</b>	<b>11</b>	<b>10</b>	<b>3</b>	<b>23/23</b>	<b>22/30</b>	<b>1</b>	<b>237</b>

**2-Pt. Conversions:** Patriots 2-2 (Brown, Caldwell), Opponents 1-4.

RUSHING	NO	YDS	AVG	LG	TD
Dillon	199	812	4.1	50	13
Maroney	175	745	4.3	41	6
Faulk	25	123	4.9	11t	1
Evans	27	117	4.3	35	0
Brady	49	102	2.1	22	0
Jackson	4	22	5.5	14	0
Pass	6	21	3.5	6	0
Brown	2	18	9.0	16	0
Kight	1	8	8.0	8	0
Caldwell	1	5	5.0	5	0
Cassel	2	4	2.0	5	0
Testaverde	8	-8	-1.0	-1	0
<b>Patriots</b>	<b>499</b>	<b>1969</b>	<b>3.9</b>	<b>50</b>	<b>20</b>
<b>Opponents</b>	<b>388</b>	<b>1507</b>	<b>3.9</b>	<b>74t</b>	<b>11</b>

RECEIVING	NO	YDS	AVG	LG	TD
Caldwell	61	760	12.5	62t	4
Watson	49	643	13.1	40	3
Brown	43	384	8.9	23	4
Faulk	43	356	8.3	43t	2
Gabriel	25	344	13.8	45	3
Maroney	22	194	8.8	31	1
Graham	21	235	11.2	29	2
Dillon	15	147	9.8	52	0
Jackson	13	152	11.7	35t	3
Thomas	11	159	14.5	36	1
Gaffney	11	142	12.9	33	1
Evans	7	34	4.9	11	1
Pass	2	24	12.0	16	0
Childress	2	7	3.5	5	0
Kight	1	9	9.0	9	0
<b>Patriots</b>	<b>326</b>	<b>3590</b>	<b>11</b>	<b>62t</b>	<b>25</b>
<b>Opponents</b>	<b>294</b>	<b>3484</b>	<b>11.9</b>	<b>83t</b>	<b>10</b>

INTERCEPTIONS	NO	YDS	AVG	LG	TD
Samuel	10	120	12.0	33	0
Vrabel	3	0	0.0	2	0
Hobbs	2	79	39.5	70	0
Scott	2	32	16.0	32	0
Sanders	1	21	21.0	21	0
Bruschi	1	8	8.0	8	0
Harrison	1	2	2.0	2	0
Hawkins	1	0	0.0	0	0
Seymour	1	0	0.0	0	0
<b>Patriots</b>	<b>22</b>	<b>262</b>	<b>11.9</b>	<b>70</b>	<b>0</b>
<b>Opponents</b>	<b>12</b>	<b>72</b>	<b>6.0</b>	<b>38</b>	<b>0</b>

PUNTING	NO	YDS	AVG	NET	TB	IN20	LG	BLK
Miller	43	1848	43.0	35.8	7	12	62	0
Walter	16	591	36.9	33.7	0	5	47	0
Sauerbrun	10	408	40.8	30.7	0	2	58	0
<b>Patriots</b>	<b>69</b>	<b>2847</b>	<b>41.3</b>	<b>34.6</b>	<b>7</b>	<b>19</b>	<b>62</b>	<b>0</b>
<b>Opponents</b>	<b>79</b>	<b>3283</b>	<b>41.6</b>	<b>34.4</b>	<b>7</b>	<b>27</b>	<b>61</b>	<b>0</b>

PUNT RETURNS	NO	FC	YDS	AVG	LG	TD
Faulk	31	5	330	10.6	43	0
Jackson	3	0	76	25.3	39	0
Brown	2	9	16	8.0	12	0
<b>Patriots</b>	<b>36</b>	<b>14</b>	<b>422</b>	<b>11.7</b>	<b>43</b>	<b>0</b>
<b>Opponents</b>	<b>29</b>	<b>15</b>	<b>322</b>	<b>11.1</b>	<b>81t</b>	<b>2</b>

**SACKS:** Colvin 8.5, Green 7.5, Warren 7.5, Banta-Cain 5.5, Vrabel 4.5, Seymour 4.0, Bruschi 1.5, Harrison 1.0, Sanders 1.0, Seau 1.0, Wilfork 1.0; Patriots 44.0, Opponents 29.0.

KICK RETURNS	NO	YDS	AVG	LG	TD
Maroney	28	783	28.0	77	0
Faulk	17	364	21.4	31	0
Hobbs	10	360	36.0	93t	1
Banta-Cain	2	25	12.5	16	0
Jackson	1	21	21.0	21	0
<b>Patriots</b>	<b>58</b>	<b>1553</b>	<b>26.8</b>	<b>93t</b>	<b>1</b>
<b>Opponents</b>	<b>68</b>	<b>1547</b>	<b>22.8</b>	<b>70</b>	<b>0</b>

FIELD GOALS	1-19	20-29	30-39	40-49	50+
Gostkowski	0/0	10/11	7/10	2/4	1/1
<b>Patriots</b>	<b>0/0</b>	<b>10/11</b>	<b>7/10</b>	<b>2/4</b>	<b>1/1</b>
<b>Opponents</b>	<b>0/0</b>	<b>7/8</b>	<b>6/7</b>	<b>8/12</b>	<b>1/3</b>

**Gostkowski:** (32G) (20G, 29B) (37B) (48B, 24G) (35G, 31G) ( ) (23G) (49G, 36N, 26G) (31G, 21G) ( ) (52G) (25G, 27G) ( ) (36G, 32G, 31G, 21G) (48G, 49N) (28G, 26G, 33N).

**OPPONENTS:** (53G) (42G) (23G) (40G, 45G) (40B, 40G, 50N) (40G, 46G) ( ) (23G, 37N, 31G, 46N) (34G) (44N) (45B, 46G, 32G) (29G, 38G, 49G, 26G) (35G, 33G) ( ) (53N) (25G, 23N, 27G, 27G).

## STARTERS:

**OFFENSE:** WR Reche Caldwell (14), Chad Jackson (1); LT Matt Light (16); LG Logan Mankins (16); C Dan Kopp (16); RG Stephen Neal (13), Billy Yates (3); RT Nick Kaczur (9), Ryan O'Callaghan (6), Wesley Britt (1); TE Benjamin Watson (13), Daniel Graham (2), David Thomas (1); WR Troy Brown (9), Doug Gabriel (4), Jabar Gaffney (2); QB Tom Brady (16); RB Corey Dillon (13), Kevin Faulk (1); 2nd TE Daniel Graham (9), David Thomas (1); 3rd TE David Thomas (1); 3rd WR Jabar Gaffney (4); 4th WR Doug Gabriel (1), Kelvin Kight (1); FB Heath Evans (3).

**DEFENSE:** LE Ty Warren (15), Jarvis Green (1); NT/LT Vince Wilfork (13), Mike Wright (3); RE/RDT Richard Seymour (14), Mike Wright (1), Jarvis Green (1); RE/OLB Roosevelt Colvin (8), Tully Banta-Cain (5), Jarvis Green (2), Richard Seymour (1); ILB Teddy Bruschi (4), Mike Vrabel (2); ILB/OLB Junior Seau (10), Mike Vrabel (6); OLB Mike Vrabel (8), Roosevelt Colvin (7); LCB Chad Scott (6), Asante Samuel (6), Ellis Hobbs (4); RCB Asante Samuel (9), Ellis Hobbs (5), Chad Scott (2); SS Rodney Harrison (10), James Sanders (5), Chad Scott (1); FS Artrell Hawkins (12), Eugene Wilson (4); 5th Defensive Back Hank Poteat (1).

**2006 Coaching Staff:** Joel Collier, Secondary; Brian Daboll, Wide Receivers; Ivan Fears, Running Backs; Pepper Johnson, Defensive Line; Pete Mangurian, Tight Ends; Josh McDaniels, Offensive Coordinator/Quarterbacks; Harold Nash, Assistant Strength and Conditioning; Matt Patricia, Linebackers; Dean Pees, Defensive Coordinator; Dante Scarnecchia, Assistant Head Coach/Offensive Line; Brad Seely, Special Teams; Mike Woicik, Strength and Conditioning.

**Pro Bowl (2):** DL Richard Seymour (5), T Matt Light (1).

PASSING	ATT	CMP	YARDS	CMP%	YDS/ATT	TD	TD%	INT	INT%	LG	SK/YDS	RATING
Brady	516	319	3529	61.8	6.8	24	4.7	12	2.3	62t	26/175	87.9
Cassel	8	5	32	62.5	4.0	0	0.0	0	0.0	10	3/15	70.8
Testaverde	3	2	29	66.7	9.7	1	33.3	0	0.0	23	0/0	137.5
<b>Patriots</b>	<b>527</b>	<b>326</b>	<b>3590</b>	<b>61.9</b>	<b>6.8</b>	<b>25</b>	<b>4.7</b>	<b>12</b>	<b>2.3</b>	<b>62t</b>	<b>29/190</b>	<b>88.4</b>
<b>Opponents</b>	<b>518</b>	<b>294</b>	<b>3484</b>	<b>56.8</b>	<b>6.7</b>	<b>10</b>	<b>1.9</b>	<b>22</b>	<b>4.2</b>	<b>83t</b>	<b>44/281</b>	<b>66.1</b>



# 2007 FINAL STATISTICS (16-0)

HEAD COACH: BILL BELICHICK • AFC EAST DIVISION CHAMPIONS • HOME STADIUM: GILLETTE STADIUM

Date	W/L	Score	at	Opp.	Att.
9/09	W	38-14		N.Y. Jets	77,900
9/16	W	38-14		San Diego	68,756
9/23	W	38-7		Buffalo	68,756
10/01	W	34-13	at	Cincinnati	66,113
10/07	W	34-17		Cleveland	68,756
10/14	W	48-27	at	Dallas	63,984
10/21	W	49-28	at	Miami	71,951
10/28	W	52-7		Washington	68,756
11/04	W	24-20		Indianapolis	57,540
				BYE WEEK	
11/18	W	56-10	at	Buffalo	71,338
11/25	W	31-28		Philadelphia	68,756
12/03	W	27-24	at	Baltimore	71,382
12/09	W	34-13		Pittsburgh	68,756
12/16	W	20-10		N.Y. Jets	68,756
12/23	W	28-7		Miami	68,756
12/29	W	38-35	at	N.Y. Giants	79,110

## AFB PLAYOFFS

1/12	W	31-20		Jacksonville	68,756
1/20	W	21-12		San Diego	68,756

## SUPER BOWL XLII (at Glendale, Ariz.)

2/03	L	14-17		N.Y. Giants	71,101
------	---	-------	--	-------------	--------

TEAM STATISTICS	PATS	OPP
<b>TOTAL FIRST DOWNS</b>	<b>393</b>	<b>278</b>
Rushing	124	91
Passing	243	172
Penalty	26	15
3rd Down: Made/Att	92/191	63/187
3rd Down Pct.	48.2	33.7
4th Down: Made/Att	15/21	11/20
4th Down Pct.	71.4	55.0
<b>POSSESSION AVG.</b>	<b>32:33</b>	<b>27:27</b>
<b>TOTAL NET YARDS</b>	<b>6580</b>	<b>4613</b>
Avg. Per Game	411.3	288.3
Total Plays	1058	933
Avg. Per Play	6.2	4.9
<b>NET YARDS RUSHING</b>	<b>1849</b>	<b>1572</b>
Avg. Per Game	115.6	98.3
Total Rushes	451	360
<b>NET YARDS PASSING</b>	<b>4731</b>	<b>3041</b>
Avg. Per Game	295.7	190.1
Sacked/Yards Lost	21/128	47/340
Gross Yards	4859	3381
Att./Completions	586/403	526/314
Completion Pct.	68.8	59.7
Had Intercepted	9	19
<b>PUNTS/AVERAGE</b>	<b>45/40.5</b>	<b>76/43.4</b>
<b>NET PUNTING AVG.</b>	<b>45/36.1</b>	<b>76/36.9</b>
<b>PENALTIES/YARDS</b>	<b>78/650</b>	<b>96/764</b>
<b>FUMBLES/BALL LOST</b>	<b>14/6</b>	<b>25/12</b>
<b>TOUCHDOWNS</b>	<b>75</b>	<b>34</b>
Rushing	17	7
Passing	50	23
Returns	8	4

SCORE BY PERIODS	1	2	3	4	OT	TOTAL
Patriots	134	199	104	152	0	589
Opponents	41	96	58	79	0	274

SCORING	TD	Ru	Pa	Rt	PAT	FG	S	TP
Moss	23	0	23	0	0	0	0	138
Gostkowski	0	0	0	0	74/74	21/24	0	137
Welker	8	0	8	0	0	0	0	48
Maroney	6	6	0	0	0	0	0	38
Watson	6	0	6	0	0	0	0	36
Gaffney	5	0	5	0	0	0	0	30
Evans	3	3	0	0	0	0	0	18
Morris	3	3	0	0	0	0	0	18
Stallworth	3	0	3	0	0	0	0	18
K. Brady	2	0	2	0	0	0	0	12
T. Brady	2	2	0	0	0	0	0	12
Eckel	2	2	0	0	0	0	0	12
Hobbs	2	0	2	0	0	0	0	12
Vrabel	2	0	2	0	0	0	0	12
Andrews	1	0	0	1	0	0	0	6
Cassel	1	1	0	0	0	0	0	6
Colvin	1	0	0	1	0	0	0	6
Faulk	1	0	0	1	0	0	0	6
Gay	1	0	0	1	0	0	0	6
Samuel	1	0	0	1	0	0	0	6
A. Thomas	1	0	0	1	0	0	0	6
Wilson	1	0	0	1	0	0	0	6
Patriots	75	17	50	8	74/74	21/24	0	589
Opponents	34	7	23	4	34/34	12/14	0	274

2-Pt. Conversions: Patriots 1-1 (Maroney), Opponents 0-0.

RUSHING	NO	YDS	AVG	LG	TD
Maroney	185	835	4.5	59t	6
Morris	85	384	4.5	49	3
Faulk	62	265	4.3	14	0
Evans	34	121	3.6	11	3
T. Brady	37	98	2.6	19	2
Eckel	33	90	2.7	14	2
Welker	4	34	8.5	27	0
Cassel	4	12	3.0	15t	1
Stallworth	1	12	12.0	12	0
Watson	1	11	11.0	11	0
Gutierrez	5	-13	-2.6	-1	0
<b>Patriots</b>	<b>451</b>	<b>1849</b>	<b>4.1</b>	<b>59t</b>	<b>17</b>
<b>Opponents</b>	<b>360</b>	<b>1572</b>	<b>4.4</b>	<b>49</b>	<b>7</b>

RECEIVING	NO	YDS	AVG	LG	TD
Welker	112	1175	10.5	42	8
Moss	98	1493	15.2	65t	23
Faulk	47	383	8.1	23	1
Stallworth	46	697	15.2	69t	3
Gaffney	36	449	12.5	56t	5
Watson	36	389	10.8	35	6
K. Brady	9	70	7.8	20	2
Morris	6	35	5.8	18	0
Maroney	4	116	29.0	43	0
Evans	4	43	10.8	29	0
Vrabel	2	3	1.5	2t	2
D. Thomas	1	9	9.0	9	0
Eckel	1	6	6.0	6	0
Mankins	1	-9	-9.0	-9	0
<b>Patriots</b>	<b>403</b>	<b>4859</b>	<b>12.1</b>	<b>69t</b>	<b>50</b>
<b>Opponents</b>	<b>314</b>	<b>3381</b>	<b>10.8</b>	<b>73t</b>	<b>23</b>

INTERCEPTIONS	NO	YDS	AVG	LG	TD
Samuel	6	89	14.8	42	1
Gay	3	52	17.3	31	0
Seau	3	28	9.3	23	0
Sanders	2	43	21.5	42	0
A. Thomas	1	65	65.0	65t	1
Wilson	1	5	5.0	5t	1
Colvin	1	4	4.0	4	0
Harrison	1	2	2.0	2	0
Hobbs	1	0	0.0	0	0
<b>Patriots</b>	<b>19</b>	<b>288</b>	<b>15.2</b>	<b>65t</b>	<b>3</b>
<b>Opponents</b>	<b>9</b>	<b>131</b>	<b>14.6</b>	<b>36t</b>	<b>1</b>

PUNTING	NO	YDS	AVG	NET	BT	IN20	LG	BLK
Hanson	44	1821	41.4	36.1	6	13	64	1
<b>Patriots</b>	<b>45</b>	<b>1821</b>	<b>40.5</b>	<b>36.1</b>	<b>6</b>	<b>13</b>	<b>64</b>	<b>1</b>
<b>Opponents</b>	<b>76</b>	<b>3297</b>	<b>43.4</b>	<b>36.9</b>	<b>9</b>	<b>16</b>	<b>75</b>	<b>1</b>

PUNT RETURNS	NO	FC	YDS	AVG	LG	TD
Welker	25	7	249	10.0	35	0
T. Brown	6	2	55	9.2	28	0
C. Jackson	2	0	7	3.5	6	0
Faulk	0	9	0	---	---	0
<b>Patriots</b>	<b>33</b>	<b>18</b>	<b>311</b>	<b>9.4</b>	<b>35</b>	<b>0</b>
<b>Opponents</b>	<b>14</b>	<b>8</b>	<b>75</b>	<b>5.4</b>	<b>33</b>	<b>0</b>

**SACKS:** Vrabel 12.5, Green 6.5, A. Thomas 6.5, Colvin 4, Warren 4, Seau 3.5, Bruschi 2, Harrison 2, Wilfork 2, Seymour 1.5, Hobbs 1, (group) 1, Wright 0.5.  
Patriots 47.0, Opponents 21.0.

KICK RETURNS	NO	YDS	AVG	LG	TD
Hobbs	35	911	26.0	108t	1
Welker	7	176	25.1	33	0
C. Jackson	5	85	17.0	39	0
Andrews	4	149	37.3	77t	1
Faulk	2	47	23.5	27	0
Evans	1	13	13.0	13	0
Vrabel	1	3	3.0	3	0
<b>Patriots</b>	<b>55</b>	<b>1384</b>	<b>25.2</b>	<b>108t</b>	<b>2</b>
<b>Opponents</b>	<b>19</b>	<b>2030</b>	<b>22.1</b>	<b>74t</b>	<b>1</b>

FIELD GOALS	1-19	20-29	30-39	40-49	50+
Gostkowski	0/0	10/10	8/9	3/5	0/0
<b>Patriots</b>	<b>0/0</b>	<b>10/10</b>	<b>8/9</b>	<b>3/5</b>	<b>0/0</b>
<b>Opponents</b>	<b>0/0</b>	<b>5/5</b>	<b>2/3</b>	<b>4/4</b>	<b>1/2</b>

**Gostkowski:** (22G) (41N,24G) (24G) (31G,36G) (20G, 25G) (45G,22G) (0) (36G) (34G) (0) (23G,32N) (21G,38G) (48N,42G,28G) (26G,34G) (0) (37G,45G,37G).

**OPONENTS:** (0) (0) (0) (40G,48G) (42G) (38G,23G) (0) (0) (50N,21G,25G) (52G) (0) (29G) (23G,44G) (33G,35N) (0) (0).

**STARTERS:**  
**OFFENSE:** WR Randy Moss (16); LT Matt Light (16); LG Logan Mankins (16); C Dan Koppin (15), Russ Hochstein (1); RG Stephen Neal (8), Russ Hochstein (1), Billy Yates (1); RT Nick Kaczur (15), Ryan O'Callaghan (1); TE Benjamin Watson (8), Kyle Brady (5); WR Wes Welker (13), Donte Stallworth (1), Jabar Gaffney (1); QB Tom Brady (16); RB Kevin Faulk (8), Laurence Maroney (6), Sammy Morris (2); 2nd TE Kyle Brady (4), Wesley Britt (1); 3rd WR Donte Stallworth (8), Jabar Gaffney (6); FB Heath Evans (1).

**DEFENSE:** LE Ty Warren (16); NT/DT Vince Wilfork (16); RE/DT Richard Seymour (8), Jarvis Green (7), Mike Wright (1); RE/OLB Roosevelt Colvin (9), Jarvis Green (3), Adalius Thomas (4); ILB Tedy Bruschi (16); ILB/OLB Adalius Thomas (11), Junior Seau (4), Rodney Harrison (1); OLB Mike Vrabel (15), Roosevelt Colvin (1); LCB Asante Samuel (14), Randall Gay (2); RCB Ellis Hobbs (16); SS Rodney Harrison (10), James Sanders (6); FS James Sanders (9), Eugene Wilson (6), Randall Gay (1).

**2007 Coaching Staff:** Nick Caserio, Wide Receivers; Joel Collier, Secondary; Don Davis, Assistant Strength and Conditioning; Ivan Fears, Running Backs; Pepper Johnson, Defensive Line; Pete Mangurian, Tight Ends; Josh McDaniels, Offensive Coordinator/Quarterbacks; Harold Nash, Assistant Strength and Conditioning; Matt Patricia, Linebackers; Dean Pees, Defensive Coordinator; Dante Scarnecchia, Assistant Head Coach/Offensive Line; Brad Seely, Special Teams; Mike Woicik, Strength and Conditioning.

**Pro Bowl (8):** QB Tom Brady (4), C Dan Koppin (1), T Matt Light (2), G Logan Mankins (1), WR Randy Moss (6), CB Asante Samuel (1), LB Mike Vrabel (1), NT Vince Wilfork (1).

PASSING	ATT	CMP	YARDS	CMP%	YDS/ATT	TD	TD%	INT	INT%	LG	SK/YDS	RATING
T. Brady	578	398	4806	68.9	8.31	50	8.7	8	1.4	69t	21/128	117.2
Cassel	7	4	38	57.1	5.43	0	0.0	1	14.3	21	0/0	32.7
Gutierrez	1	1	15	100.0	15.00	0	0.0	0	0.0	15	0/0	118.8
<b>Patriots</b>	<b>586</b>	<b>403</b>	<b>4859</b>	<b>68.8</b>	<b>8.29</b>	<b>50</b>	<b>8.5</b>	<b>9</b>	<b>1.5</b>	<b>69t</b>	<b>21/128</b>	<b>116.0</b>
<b>Opponents</b>	<b>526</b>	<b>314</b>	<b>3381</b>	<b>59.7</b>	<b>6.43</b>	<b>23</b>	<b>4.4</b>	<b>19</b>	<b>3.6</b>	<b>73t</b>	<b>47/340</b>	<b>78.1</b>

# 2008 FINAL STATISTICS (11-5)

HEAD COACH: BILL BELICHICK • SECOND IN AFC EAST • HOME STADIUM: GILLETTE STADIUM

Date	W/L	Score	Opp.	Att.
9/07	W	17-10	Kansas City	68,756
9/14	W	19-10	at N.Y. Jets	78,554
9/21	L	13-38	Miami	68,756
BYE WEEK				
10/05	W	30-21	at San Francisco	67,650
10/12	L	10-30	at San Diego	68,704
10/20	W	41-7	Denver	68,756
10/26	W	23-16	St. Louis	68,756
11/02	L	15-18	at Indianapolis	66,508
11/09	W	20-10	Buffalo	68,756
11/13	L	31-34	N.Y. Jets OT	68,756
11/23	W	48-28	at Miami	67,146
11/30	L	10-33	Pittsburgh	68,756
12/07	W	24-21	at Seattle	68,077
12/14	W	49-26	at Oakland	62,179
12/21	W	47-7	Arizona	68,756
12/28	W	13-0	at Buffalo	71,282

TEAM STATISTICS	PATS	OPP
<b>TOTAL FIRST DOWNS</b>	<b>356</b>	<b>268</b>
Rushing	145	78
Passing	186	176
Penalty	25	14
3rd Down: Made/Att	96/222	91/205
3rd Down Pct.	43.2	44.4
4th Down: Made/Att	17/22	2/10
4th Down Pct.	77.3	20.0
<b>POSSESSION AVG.</b>	<b>32.09</b>	<b>27.51</b>
<b>TOTAL NET YARDS</b>	<b>5847</b>	<b>4944</b>
Avg. Per Game	365.4	309.0
Total Plays	1095	920
Avg. Per Play	5.3	5.4
<b>NET YARDS RUSHING</b>	<b>2278</b>	<b>1722</b>
Avg. Per Game	142.4	107.6
Total Rushes	513	415
<b>NET YARDS PASSING</b>	<b>3569</b>	<b>3222</b>
Avg. Per Game	223.1	201.4
Sacked/Yards Lost	48/221	31/239
Gross Yards	3790	3461
Attempts/Completions	534/339	474/288
Completion Pct.	63.5	60.8
Had Intercepted	11	14
<b>PUNTS/AVERAGE</b>	<b>50/44.0</b>	<b>75/43.0</b>
<b>NET PUNTING AVG.</b>	<b>36.8</b>	<b>36.2</b>
<b>PENALTIES/YARDS</b>	<b>57/501</b>	<b>81/636</b>
<b>FUMBLES/BALL LOST</b>	<b>17/10</b>	<b>17/8</b>
<b>TOUCHDOWNS</b>	<b>43</b>	<b>37</b>
Rushing	21	8
Passing	21	27
Returns	1	2

SCORE BY PERIODS	1	2	3	4	OT	TOTAL
Patriots	84	123	106	97	0	410
Opponents	75	79	61	91	3	309

SCORING	TD	Ru	Pa	Rt	PAT	FG	S	TP
Gostkowski	0	0	0	0	40/40	36/40	0	148
Moss	11	0	11	0	0/0	0/0	0	66
Morris	7	7	0	0	0/0	0/0	0	42
Faulk	6	3	3	0	0/0	0/0	0	36
Green-Elis	5	5	0	0	0/0	0/0	0	30
Jordan	4	4	0	0	0/0	0/0	0	24
Welker	3	0	3	0	0/0	0/0	0	20
Gaffney	2	0	2	0	0/0	0/0	0	14
Watson	2	0	2	0	0/0	0/0	0	12
Cassel	2	2	0	0	0/0	0/0	0	12
Hobbs	1	0	0	1	0/0	0/0	0	6
<b>Patriots</b>	<b>43</b>	<b>21</b>	<b>21</b>	<b>1</b>	<b>40/40</b>	<b>36/40</b>	<b>0</b>	<b>410</b>
<b>Opponents</b>	<b>37</b>	<b>8</b>	<b>27</b>	<b>2</b>	<b>34/35</b>	<b>17/21</b>	<b>1</b>	<b>309</b>

2-Pt. Conversions: Patriots 2-3 (Gaffney, Welker), Opponents: 1-2.

PASSING	ATT	CMP	YARDS	CMP%	YDS/ATT	TD	TD%	INT	INT%	LG	SK/YDS	RATING
M. Cassel	516	327	3693	63.4	7.16	21	4.1	11	2.1	76t	47/219	89.4
T. Brady	11	7	76	63.6	6.91	0	0.0	0	0.0	26	0/0	83.9
K. O'Connell	6	4	23	66.7	3.83	0	0.0	0	0.0	12	1/2	73.6
K. Faulk	1	1	-2	100.0	-2.00	0	0.0	0	0.0	-2	0/0	79.2
<b>Patriots</b>	<b>534</b>	<b>339</b>	<b>3790</b>	<b>63.5</b>	<b>7.10</b>	<b>21</b>	<b>3.9</b>	<b>11</b>	<b>2.1</b>	<b>76t</b>	<b>48/221</b>	<b>89.1</b>
<b>Opponents</b>	<b>474</b>	<b>288</b>	<b>3461</b>	<b>60.8</b>	<b>7.30</b>	<b>27</b>	<b>5.7</b>	<b>14</b>	<b>3.0</b>	<b>78t</b>	<b>31/239</b>	<b>89.8</b>

RUSHING	NO	YDS	AVG	LG	TD
Morris	156	727	4.7	35	7
Faulk	83	507	6.1	41	3
Jordan	80	363	4.5	49t	4
Green-Elis	74	275	3.7	15	5
Cassel	73	270	3.7	19	2
Maroney	28	93	3.3	17	0
Welker	3	26	8.7	19	0
Evans	11	23	2.1	4	0
Moss	2	0	0.0	2	0
O'Connell	3	-6	-2.0	-2	0
<b>Patriots</b>	<b>513</b>	<b>2278</b>	<b>4.4</b>	<b>49t</b>	<b>21</b>
<b>Opponents</b>	<b>415</b>	<b>1722</b>	<b>4.1</b>	<b>62t</b>	<b>8</b>

RECEIVING	NO	YDS	AVG	LG	TD
Welker	111	1165	10.5	64	3
Moss	69	1008	14.6	76t	11
Faulk	58	486	8.4	22	3
Gaffney	38	468	12.3	37	2
Watson	22	209	9.5	29	2
Morris	17	161	9.5	42	0
D. Thomas	9	93	10.3	18	0
Aiken	8	101	12.6	43	0
Evans	3	59	19.7	28	0
Green-Elis	3	37	12.3	20	0
Washington	1	3	3.0	3	0
<b>Patriots</b>	<b>339</b>	<b>3790</b>	<b>11.2</b>	<b>76t</b>	<b>21</b>
<b>Opponents</b>	<b>288</b>	<b>3461</b>	<b>12.0</b>	<b>78t</b>	<b>27</b>

INTERCEPTIONS	NO	YDS	AVG	LG	TD
Meriweather	4	25	6.3	19	0
O'Neal	3	49	16.3	47	0
Hobbs	3	0	0.0	4	0
Wilhite	1	16	16.0	16	0
J. Sanders	1	9	9.0	9	0
Vrabel	1	5	5.0	5	0
Harrison	1	0	0.0	0	0
<b>Patriots</b>	<b>14</b>	<b>104</b>	<b>7.4</b>	<b>47</b>	<b>0</b>
<b>Opponents</b>	<b>11</b>	<b>186</b>	<b>16.9</b>	<b>89</b>	<b>0</b>

PUNTING	NO	YDS	AVG	NET	BT	IN20	LG	BLK
Hanson	49	2143	43.7	36.4	10	19	70	0
Cassel	1	57	57.0	57.0	0	1	57	0
<b>Patriots</b>	<b>50</b>	<b>2200</b>	<b>44.0</b>	<b>36.8</b>	<b>10</b>	<b>20</b>	<b>70</b>	<b>0</b>
<b>Opponents</b>	<b>75</b>	<b>3228</b>	<b>43.0</b>	<b>36.2</b>	<b>7</b>	<b>20</b>	<b>82</b>	<b>0</b>

PUNT RETURNS	NO	FC	YDS	AVG	LG	TD
Welker	24	6	237	9.9	44	0
Faulk	10	9	132	13.2	24	0
O'Neal	2	1	2	1.0	2	0
<b>Patriots</b>	<b>36</b>	<b>16</b>	<b>371</b>	<b>10.3</b>	<b>44</b>	<b>0</b>
<b>Opponents</b>	<b>11</b>	<b>13</b>	<b>158</b>	<b>14.4</b>	<b>30</b>	<b>0</b>

KICK RETURNS	NO	YDS	AVG	LG	TD
Hobbs	45	1281	28.5	95t	1
Slater	11	155	14.1	31	0
Morris	2	37	18.5	24	0
Faulk	2	36	18.0	25	0
Neal	1	27	27.0	27	0
Welker	1	26	26.0	26	0
<b>Patriots</b>	<b>62</b>	<b>1562</b>	<b>25.2</b>	<b>95t</b>	<b>1</b>
<b>Opponents</b>	<b>75</b>	<b>1672</b>	<b>22.3</b>	<b>92t</b>	<b>2</b>

**SACKS:** Seymour 8.0, A. Thomas 5.0, Vrabel 4.0, Wright 2.5, Meriweather 2.0, Wilfork 2.0, Green 2.0, Warren 2.0, Hobbs 1.5, Woods 1.0; Patriots 31.0, Opponents 48.0.

FIELD GOALS	1-19	20-29	30-39	40-49	50+
Gostkowski	0/0	10/12	16/16	9/11	1/1
<b>Patriots</b>	<b>0/0</b>	<b>10/12</b>	<b>16/16</b>	<b>9/11</b>	<b>1/1</b>
<b>Opponents</b>	<b>0/0</b>	<b>10/10</b>	<b>3/4</b>	<b>3/6</b>	<b>1/1</b>

**Gostkowski:** (37G) (21G, 37G, 28G, 27G) (37G, 44G) (35G, 40G, 49G) (48N, 47G) (31G, 40G) (30G, 27G, 41G) (29G, 35G, 25G) (32G, 49N, 37G) (42G, 31G, 47G) (30G, 30G) (29G, 27N) (50G, 42G, 27G) (0) (38G, 35G, 24G, 30G) (33G, 26N, 23G).

**OPPONENTS:** (40G) (31N, 21G) (39G) (0) (25G, 44N, 35G, 23G) (0) (20G, 44G, 25G) (52G) (25G) (22G, 34G) (0) (20G, 25G, 20G, 40N, 45G) (0) (0) (47N).

## STARTERS:

**OFFENSE:** WR Randy Moss (16); LT Matt Light (16); LG Logan Mankins (16); C Dan Koppen (16); RG Stephen Neal (9), Billy Yates (7); RT Nick Kaczur (14), Mark LeVoi (2); TE Benjamin Watson (9), David Thomas (5); WR Wes Welker (14); QB Matt Cassel (15), Tom Brady (1); RB Sammy Morris (7), Kevin Faulk (3), BenJarvus Green-Elis (3), Laurence Maroney (3); 2nd TE David Thomas (5); 3rd WR Jabar Gaffney (7); 4th WR Sam Aiken (2); FB Heath Evans (4), Russ Hochstein (2).

**DEFENSE:** LE Ty Warren (13), Mike Wright (2), Jarvis Green (1); NT/DT Vince Wilfork (16); RE/DT Richard Seymour (15), Jarvis Green (1); RE/OLB Adalius Thomas (8), Rosevelt Colvin (3), Pierre Woods (3), Jarvis Green (1), Gary Guyton (1); ILB Jerod Mayo (16); ILB Tedy Bruschi (12), Junior Seau (2), Gary Guyton (1); OLB Mike Vrabel (14), Adalius Thomas (1); LCB Deltia O'Neal (10), Jonathan Wilhite (4), Lewis Sanders (1), Terrence Wheatley (1); RCB Ellis Hobbs (16); SS Brandon Meriweather (10), Rodney Harrison (6); FS James Sanders (14), Lewis Sanders (2); 5th DB Brandon Meriweather (1), Lewis Sanders (1).

**2008 Coaching Staff:** Dom Capers, Special Assistant/Secondary; Ivan Fears, Running Backs; Pepper Johnson, Defensive Line; Pete Mangurian, Tight Ends; Josh McDaniels, Offensive Coordinator/Quarterbacks; Harold Nash, Assistant Strength and Conditioning; Bill O'Brien, Wide Receivers; Matt Patricia, Linebackers; Dean Pees, Defensive Coordinator; Dante Scarnecchia, Assistant Head Coach/Offensive Line; Brad Seely, Special Teams; Mike Woicik, Strength and Conditioning.

**Pro Bowl (2):** K Stephen Gostkowski (1), WR Wes Welker (1).

# 2009 FINAL STATISTICS (10-6)

**HEAD COACH: BILL BELICHICK • AFC EAST DIVISION CHAMPIONS • HOME STADIUM: GILLETTE STADIUM**

Date	W/L	Score	Opp.	Att.
9/14	W	25-24	Buffalo	68,756
9/20	L	9-16	at N.Y. Jets	78,312
9/27	W	26-10	Atlanta	68,756
10/04	W	27-21	Baltimore	68,756
10/11	L	17-20	at Denver OT	76,011
10/18	W	59-0	Tennessee	68,756
10/25	W	35-7	at Tampa Bay*	84,254
BYE WEEK				
11/08	W	27-17	Miami	68,756
11/15	L	34-35	at Indianapolis	67,476
11/22	W	31-14	N.Y. Jets	68,756
11/30	L	17-38	at New Orleans	70,768
12/06	L	21-22	at Miami	70,102
12/13	W	20-10	Carolina	68,756
12/20	W	17-10	at Buffalo	70,000
12/27	W	35-7	Jacksonville	68,756
1/3	L	27-34	at Houston	71,029

*London				
<b>AFC PLAYOFFS</b>				
1/10	L	14-33	Baltimore	68,756

TEAM STATISTICS		PATS	OPP
<b>TOTAL FIRST DOWNS</b>		<b>373</b>	<b>289</b>
Rushing		114	80
Passing		222	193
Penalty		37	16
3rd Down: Made/Att		90/206	72/194
3rd Down Pct.		43.7	37.1
4th Down: Made/Att		11/22	10/21
4th Down Pct.		50.0	47.6
<b>POSSESSIVE AVG.</b>		<b>32:55</b>	<b>27:05</b>
<b>TOTAL NET YARDS</b>		<b>6357</b>	<b>5123</b>
Avg. Per Game		397.3	320.2
Total Plays		1076	941
Avg. Per Play		5.9	5.4
<b>NET YARDS RUSHING</b>		<b>1921</b>	<b>1768</b>
Avg. Per Game		120.1	110.5
Total Rushes		466	398
<b>NET YARDS PASSING</b>		<b>4436</b>	<b>3355</b>
Avg. Per Game		277.3	209.7
Sacked/Yards Lost		18/104	31/229
Gross Yards		4540	3584
Attempts/Completions		592/390	512/300
Completion Pct.		65.9	58.6
Had Intercepted		13	18
<b>PUNTS/AVERAGE</b>		<b>57/39.0</b>	<b>79/41.4</b>
<b>NET PUNTING AVG.</b>		<b>34.1</b>	<b>35.4</b>
<b>PENALTIES/YARDS</b>		<b>81/743</b>	<b>91/780</b>
<b>FUMBLES/BALL LOST</b>		<b>17/9</b>	<b>28/10</b>
<b>TOUCHDOWNS</b>		<b>50</b>	<b>35</b>
Rushing		19	6
Passing		28	25
Returns		3	4

SCORE BY PERIODS		1	2	3	4	OT	TOTAL
Patriots		99	183	70	75	0	427
Opponents		47	89	53	93	3	285

SCORING		TD	Ru	Pa	Rt	PAT	FG	S	TP
Gostkowski	0	0	0	0	0	47/47	26/31	0	125
Moss	13	0	13	0	0/0	0/0	0/0	0	80
Maroney	9	9	0	0	0/0	0/0	0/0	0	54
Watson	5	0	5	0	0/0	0/0	0/0	0	30
F. Taylor	4	4	0	0	0/0	0/0	0/0	0	24
Welker	4	0	4	0	0/0	0/0	0/0	0	24
Faulk	3	2	1	0	0/0	0/0	0/0	0	18
Aiken	2	0	2	0	0/0	0/0	0/0	0	12
Baker	2	0	2	0	0/0	0/0	0/0	0	12
Morris	2	2	0	0	0/0	0/0	0/0	0	12
Bodden	1	0	0	1	0/0	0/0	0/0	0	6
Brady	1	0	0	0	0/0	0/0	0/0	0	6
Butler	1	0	0	1	0/0	0/0	0/0	0	6
Edelman	1	0	1	0	0/0	0/0	0/0	0	6
Hoyer	1	1	0	0	0/0	0/0	0/0	0	6
Meriweather	1	0	0	1	0/0	0/0	0/0	0	6
<b>Patriots</b>	<b>50</b>	<b>19</b>	<b>28</b>	<b>3</b>	<b>47/47</b>	<b>26/31</b>	<b>0</b>	<b>427</b>	
<b>Opponents</b>	<b>35</b>	<b>6</b>	<b>25</b>	<b>4</b>	<b>33/34</b>	<b>14/20</b>	<b>0</b>	<b>285</b>	

2-Pt. Conversions: Patriots 1-3 (Moss), Opponents: 0-1.

RUSHING	NO	YDS	AVG	LG	TD
Maroney	194	757	3.9	45t	9
Faulk	62	335	5.4	29	2
Morris	73	319	4.4	55	2
F. Taylor	63	269	4.3	19	4
Green-Elis	26	114	4.4	23	0
Brady	29	44	1.5	9	1
Welker	5	36	7.2	11	0
Hoyer	10	25	2.5	20	1
Tate	1	11	11.0	11	0
Slater	1	6	6.0	6	0
Edelman	2	5	2.5	5	0
<b>Patriots</b>	<b>466</b>	<b>1921</b>	<b>4.1</b>	<b>55</b>	<b>6</b>
<b>Opponents</b>	<b>398</b>	<b>1768</b>	<b>4.4</b>	<b>50</b>	<b>6</b>

RECEIVING	NO	YDS	AVG	LG	TD
Welker	123	1348	11.0	58	4
Moss	83	1264	15.2	71t	13
Edelman	37	359	9.7	29	1
Faulk	37	301	8.1	38t	1
Watson	29	404	13.9	36	5
Aiken	20	326	16.3	81t	2
Morris	19	180	9.5	35	0
Baker	14	142	10.1	36t	2
Maroney	14	99	7.1	17	0
Galloway TM	7	67	9.6	19	0
Stanback	3	22	7.3	9	0
F. Taylor	2	17	8.5	13	0
Green-Elis	2	11	5.5	6	0
<b>Patriots</b>	<b>390</b>	<b>4540</b>	<b>11.6</b>	<b>81t</b>	<b>28</b>
<b>Opponents</b>	<b>300</b>	<b>3584</b>	<b>11.9</b>	<b>75t</b>	<b>25</b>

INTERCEPTIONS	NO	YDS	AVG	LG	TD
Meriweather	5	149	29.8	56	1
Bodden	5	60	12.0	53t	1
Butler	3	91	30.3	91t	1
Wilhite	2	17	8.5	17	0
Springs	1	8	8.0	8	0
Chung	1	2	2.0	2	0
Moss	1	0	0.0	0	0
<b>Patriots</b>	<b>18</b>	<b>327</b>	<b>18.2</b>	<b>91t</b>	<b>3</b>
<b>Opponents</b>	<b>13</b>	<b>146</b>	<b>11.2</b>	<b>38</b>	<b>1</b>

PUNTING	NO	YDS	AVG	NET	TB	IN20	LG	BLK
Hanson	56	2221	39.7	34.1	5	18	56	1
<b>Patriots</b>	<b>57</b>	<b>2221</b>	<b>39.0</b>	<b>34.1</b>	<b>5</b>	<b>18</b>	<b>56</b>	<b>1</b>
<b>Opponents</b>	<b>79</b>	<b>3267</b>	<b>41.4</b>	<b>35.4</b>	<b>2</b>	<b>22</b>	<b>64</b>	<b>0</b>

PUNT RETURNS	NO	FC	YDS	AVG	LG	TD
Welker	27	16	338	12.5	69	0
Edelman	6	1	63	10.5	35	0
Faulk	5	2	31	6.2	15	0
<b>Patriots</b>	<b>38</b>	<b>19</b>	<b>432</b>	<b>11.4</b>	<b>69</b>	<b>0</b>
<b>Opponents</b>	<b>20</b>	<b>16</b>	<b>180</b>	<b>9.0</b>	<b>31</b>	<b>0</b>

KICK RETURNS	NO	YDS	AVG	LG	TD
Maroney	13	279	21.5	52	0
Edelman	11	241	21.9	32	0
Slater	11	269	24.5	35	0
Faulk	6	144	24.0	32	0
Butler	5	104	20.8	26	0
Tate	4	106	26.5	34	0
Welker	2	45	22.5	27	0
Connolly	1	16	16.0	16	0
Stanback	1	22	22.0	22	0
<b>Patriots</b>	<b>54</b>	<b>1226</b>	<b>22.7</b>	<b>52</b>	<b>0</b>
<b>Opponents</b>	<b>70</b>	<b>1705</b>	<b>24.4</b>	<b>51</b>	<b>0</b>

**SACKS:** Banta-Cain 10.0, D. Burgess 5, Wright 5, A. Thomas 3, Chung 2, Guyton 1.5, Mayo 1.5, Green 1, Ninkovich 1, Warren 1; Patriots 31.0, Opponents 18.0.

FIELD GOALS	1-19	20-29	30-39	40-49	50+
Gostkowski	0/0	7/7	12/13	5/8	2/3
<b>Patriots</b>	<b>0/0</b>	<b>7/7</b>	<b>12/13</b>	<b>5/8</b>	<b>2/3</b>
<b>Opponents</b>	<b>0/0</b>	<b>6/6</b>	<b>4/6</b>	<b>3/4</b>	<b>1/4</b>

**Gostkowski:** (41N, 20G, 28G) (456, 256, 29G) (216, 33G, 22G, 33G) (326, 33G) (536, 40N) (39N, 33G) (1 30G, 38G, 34G, 40G) (31G, 36G) (26G, 40N) (36G, 50N) (1 48G, 47G) (30G) (1) (51G, 43G).

**OPPONENTS:** (40G) (33G, 24G, 39G) (26G) (1 48N, 24G, 41G) (1 0 (52G) (1 0 (30G, 37N) (29G, 24G, 41G) (53N, 36G) (25G, 56N) (1 56N, 38N).

## STARTERS:

**OFFENSE:** RB Randy Moss (16); LT Matt Light (11), Sebastian Vollmer (5); LG Logan Mankins (16); C Dan Kopp (16); RG Stephen Neal (12), Dan Connolly (4); RT Nick Kaczur (13), Sebastian Vollmer (3); TE Benjamin Watson (7), Chris Baker (2); WR Wes Welker (13); Joey Galloway (2); QB Tom Brady (16); Kevin Faulk (7), Laurence Maroney (5), RB Sammy Morris (3), Fred Taylor (1); 2nd TE Chris Baker (5); 3rd WR Sam Aiken (7), Julian Edelman (5); 4th WR Julian Edelman (2), Isaiah Stanback (2), Brandon Tate (1); FB Sammy Morris (1); 2nd RB Sammy Morris (1).

**DEFENSE:** LE Ty Warren (12), Ron Brace (1), Derrick Burgess (1), Mike Wright (1); LDT Vince Wilfork (2); NT Vince Wilfork (6), Mike Wright (2), Ron Brace (1); DT Mike Wilfork (5), Mike Wright (3); RE Jarvis Green (10), Mike Wright (3) Tully Banta-Cain (1), Derrick Burgess (1); RT Jarvis Green (2); OLB Adalius Thomas (10), Tully Banta-Cain (9), Pierre Woods (5), Derrick Burgess (4), Gary Guyton (1); ILB Jerod Mayo (12), Gary Guyton (13); MLB Gary Guyton (2), Adalius Thomas (1); LCB Shawn Springs (8), Jonathan Wilhite (4), Darius Butler (3), Leigh Bodden (1); RCB Leigh Bodden (13), Jonathan Wilhite (3); SS Brandon Meriweather (16); FS Brandon McGowan (11), James Sanders (5); 5th DB Darius Butler (2), Patrick Chung (1), Jonathan Wilhite (1).

**2009 Coaching Staff:** Josh Boyer, Defensive Back; Ivan Fears, Running Backs; Pepper Johnson, Defensive Line; Harold Nash, Assistant Defensive Coordinator; Bill O'Brien, Quarterbacks; Scott O'Brien, Special Teams; Chad O'Shea, Receivers; Matt Patricia, Linebackers; Dean Pees, Defensive Coordinator; Dante Scarnecchia, Assistant Head Coach/Offensive Line; Shane Waldron, Tight Ends; Mike Woicik, Strength and Conditioning.

**Pro Bowl (5):** QB Tom Brady (5), G Logan Mankins (2), S Brandon Meriweather (1), WR Wes Welker (2), NT Vince Wilfork (2).

PASSING	ATT	CMP	YARDS	CMP%	YDS/ATT	TD	TD%	INT	INT%	LG	SK/YDS	RATING
Brady	565	371	4398	65.7	7.78	28	5.0	13	2.3	81t	16/86	96.2
Hoyer	27	19	142	70.4	5.26	0	0.0	17	0.0	17	2/18	82.6
Patriots	592	390	4540	65.9	7.67	28	4.7	13	2.2	81t	18/104	95.6
<b>Opponents</b>	<b>512</b>	<b>300</b>	<b>3584</b>	<b>58.6</b>	<b>7.00</b>	<b>25</b>	<b>4.9</b>	<b>18</b>	<b>3.5</b>	<b>75t</b>	<b>31/229</b>	<b>81.7</b>

## RESULTS

2021 NEW ENGLAND PATRIOTS | PATRIOTS.COM

# 2011 FINAL STATISTICS (13-3)

**HEAD COACH: BILL BELICHICK • AFC EAST DIVISION CHAMPIONS • HOME STADIUM: GILLETTE STADIUM**

Date	W/L	Score	Opp.	Att.
9/12	W	38-24	at Miami	66,860
9/18	W	35-21	San Diego	68,756
9/25	L	31-34	at Buffalo	68,174
10/02	W	31-19	Oakland	62,572
10/09	W	30-21	N.Y. Jets	68,756
10/16	W	20-16	Dallas	68,756
10/23			BYE WEEK	
10/30	L	17-25	at Pittsburgh	64,424
11/06	L	20-24	N.Y. Giants	68,756
11/13	W	37-16	at N.Y. Jets	79,088
11/21	W	34-3	Kansas City	68,756
11/27	W	38-20	at Philadelphia	69,144
12/04	W	31-24	Indianapolis	68,756
12/11	W	34-27	at Washington	77,825
12/18	W	41-23	at Denver	76,556
12/24	W	27-24	Miami	68,756
1/01	W	49-21	Buffalo	68,756

## AFC PLAYOFFS

1/14	W	45-10	Denver	68,756
1/22	W	23-20	Baltimore	68,756
2/05	L	17-21	N.Y. Giants	68,658

## SUPER BOWL XLVI (at Indianapolis, Ind.)

2/05	L	17-21	N.Y. Giants	68,658
------	---	-------	-------------	--------

TEAM STATISTICS	PATS	OPP
<b>TOTAL FIRST DOWNS</b>	<b>399</b>	<b>370</b>
Rushing	107	101
Passing	262	245
Penalty	30	24
3rd Down: Made/Att	89/194	87/202
3rd Down Pct.	45.9	43.1
4th Down: Made/Att	7/11	8/19
4th Down Pct.	63.6	42.1
<b>POSSESSION AVG.</b>	<b>28:47</b>	<b>31:13</b>
<b>TOTAL NET YARDS</b>	<b>6848</b>	<b>6577</b>
Avg. Per Game	428.0	411.1
Total Plays	1082	1064
Avg. Per Play	6.3	6.2
<b>NET YARDS RUSHING</b>	<b>1764</b>	<b>1874</b>
Avg. Per Game	110.3	117.1
Total Rushes	438	405
<b>NET YARDS PASSING</b>	<b>5084</b>	<b>4703</b>
Avg. Per Game	317.8	293.9
Sacked/Yards Lost	32/173	40/274
Gross Yards	5257	4977
Attempts/Completions	612/402	619/386
Completion Pct.	65.7	62.4
Had Intercepted	12	23
<b>PUNTS/AVERAGE</b>	<b>57/46.5</b>	<b>67/45.6</b>
<b>NET PUNTING AVG.</b>	<b>57/41.5</b>	<b>67/39.1</b>
<b>PENALTIES/YARDS</b>	<b>87/815</b>	<b>115/907</b>
<b>FUMBLES/BALL LOST</b>	<b>13/5</b>	<b>21/11</b>
<b>TOUCHDOWNS</b>	<b>61</b>	<b>40</b>
Rushing	18	13
Passing	39	26
Returns	4	1

SCORE BY PERIODS	1	2	3	4	OT	TOTAL
Patriots	82	148	141	142	0	513
Opponents	87	83	50	122	0	342

SCORING	TD	Ru	Pa	Rt	PAT	FG	S	TP
Gostkowski	0	0	0	0	59/59	28/33	0	143
Gronkowski	18	1	11	0	0/0	0/0	0	108
Green-Ellis	11	0	0	0	0/0	0/0	0	66
Welker	9	0	0	0	0/0	0/0	0	54
Hernandez	7	0	7	0	0/0	0/0	0	42
Branch	5	0	5	0	0/0	0/0	0	30
Brady	3	3	0	0	0/0	0/0	0	18
Woodhead	1	1	0	0	0/0	0/0	0	10
Edelman	1	0	0	1	0/0	0/0	0	6
Moore	1	0	0	0	0/0	0/0	0	6
Ninkovich	1	0	0	1	0/0	0/0	0	6
Ochoincino	1	0	1	0	0/0	0/0	0	6
Ridley	1	1	0	0	0/0	0/0	0	6
Vereen	1	1	0	0	0/0	0/0	0	6
Wilfork	1	0	0	1	0/0	0/0	0	6
<b>Patriots</b>	<b>61</b>	<b>18</b>	<b>39</b>	<b>4</b>	<b>59/59</b>	<b>28/33</b>	<b>0</b>	<b>513</b>
<b>Opponents</b>	<b>40</b>	<b>13</b>	<b>26</b>	<b>1</b>	<b>38/38</b>	<b>20/23</b>	<b>0</b>	<b>342</b>

2-Pt. Conversions: Patriots 2-2 (Woodhead), Opponents: 0-2.

PASSING	ATT	CMP	YARDS	CMP%	YDS/ATT	TD	TD%	INT	INT%	LG	SK/YDS	RATING
Brady	611	401	5235	65.6	8.57	39	6.4	12	2.0	99t	32/173	105.6
Hoyer	1	1	22	100.0	22.0	0	0.0	0	0.0	22	0/0	118.8
Patriots	612	402	5257	65.7	8.59	39	6.4	12	2.0	99t	32/173	105.7
Opponents	619	386	4977	62.4	8.04	26	4.2	23	3.7	58	40/274	86.1

RUSHING	NO	YDS	AVG	LG	TD
Green-Ellis	181	667	3.7	18	11
Ridley	87	441	5.1	33t	1
Woodhead	77	351	4.6	12	1
Brady	43	109	2.5	13	3
Faulk	17	57	3.4	9	0
Vereen	15	57	3.8	19	1
Hernandez	5	45	9.0	19	0
Welker	4	30	7.5	19	0
Edelman	4	8	2.0	6	0
Gronkowski	1	2	2.0	2t	1
Hoyer	4	-3	-0.8	0	0
<b>Patriots</b>	<b>438</b>	<b>1764</b>	<b>4.0</b>	<b>33t</b>	<b>18</b>
<b>Opponents</b>	<b>405</b>	<b>1874</b>	<b>4.6</b>	<b>41</b>	<b>13</b>

RECEIVING	NO	YDS	AVG	LG	TD
Welker	122	1569	12.9	99t	9
Gronkowski	90	1327	14.7	52t	17
Hernandez	79	910	11.5	46	7
Branch	51	702	13.8	63	5
Woodhead	18	157	8.7	16	0
Ochoincino	15	276	18.4	53	1
Green-Ellis	9	159	17.7	53	0
Faulk	7	34	4.9	18	0
Edelman	4	34	8.5	11	0
Underwood	3	30	10.0	13	0
Ridley	3	13	4.3	8	0
Slater	1	46	46.0	46	0
<b>Patriots</b>	<b>402</b>	<b>5257</b>	<b>13.1</b>	<b>99t</b>	<b>39</b>
<b>Opponents</b>	<b>386</b>	<b>4977</b>	<b>12.9</b>	<b>58</b>	<b>26</b>

INTERCEPTIONS	NO	YDS	AVG	LG	TD
Arrington	7	92	13.1	28	0
Wilfork	2	47	23.5	28	0
Molden	2	40	20.0	27	0
McCourt	2	38	19.0	38	0
Ninkovich	2	30	15.0	18	1
Moore	2	26	13.0	21t	1
Mayo	2	4	2.0	2	0
Guyton	1	17	17.0	17	0
Brown	1	2	2.0	2	0
Adams	1	0	0.0	0	0
Chung	1	0	0.0	0	0
<b>Patriots</b>	<b>23</b>	<b>296</b>	<b>12.9</b>	<b>38</b>	<b>2</b>
<b>Opponents</b>	<b>12</b>	<b>186</b>	<b>15.5</b>	<b>42</b>	<b>1</b>

PUNTING	NO	YDS	AVG	NET	BT	IN20	LG	BLK
Mesko	57	2648	46.5	41.5	3	24	65	0
<b>Patriots</b>	<b>57</b>	<b>2648</b>	<b>46.5</b>	<b>41.5</b>	<b>3</b>	<b>24</b>	<b>65</b>	<b>0</b>
<b>Opponents</b>	<b>67</b>	<b>3055</b>	<b>45.6</b>	<b>39.1</b>	<b>2</b>	<b>26</b>	<b>64</b>	<b>0</b>

PUNT RETURNS	NO	FC	YDS	AVG	LG	TD
Edelman	28	7	296	10.6	72t	1
Welker	8	6	82	10.3	25	0
Faulk	2	0	11	5.5	7	0
<b>Patriots</b>	<b>38</b>	<b>13</b>	<b>389</b>	<b>10.2</b>	<b>72t</b>	<b>1</b>
<b>Opponents</b>	<b>26</b>	<b>18</b>	<b>220</b>	<b>8.5</b>	<b>26</b>	<b>0</b>

KICK RETURNS	NO	YDS	AVG	LG	TD
Woodhead	20	437	21.9	37	0
Edelman	12	284	23.7	37	0
Ridley	7	152	21.7	32	0
Slater	4	68	17.0	22	0
Gronkowski	1	11	11.0	11	0
McCourt	1	24	24.0	24	0
Ninkovich	1	10	10.0	10	0
<b>Patriots</b>	<b>46</b>	<b>986</b>	<b>21.4</b>	<b>37</b>	<b>0</b>
<b>Opponents</b>	<b>60</b>	<b>1294</b>	<b>21.6</b>	<b>88</b>	<b>0</b>

**SACKS:** Anderson 10.0, Carter 10.0, Ninkovich 6.5, Wilfork 3.5, Love 3.0, Deaderick 2.0, Chung 1.0, Ellis 1.0, Mayo 1.0, Warren 1.0, Pryor 0.5, Wright 0.5; Patriots 40.0, Opponents 32.0.

## FIELD GOALS

	1-19	20-29	30-39	40-49	50+
Gostkowski	1/1	12/13	5/6	9/11	1/2
<b>Patriots</b>	<b>1/1</b>	<b>12/13</b>	<b>5/6</b>	<b>9/11</b>	<b>1/2</b>
Opponents	0/0	14/15	2/2	4/6	0/0

**Gostkowski:** (48N,20G) (22G,47G) (23G) (44G) (44G,24G,28G) (31G,26G) (46G,42N) (27N,32G,45G) (50G,36G,27G) (21G,19G) (39N,45G) (39G) (23G,24G) (21G,34G) (51N,45G,42G) (47G,20G).

**OPPONENTS:** (20G) (0 (42G,28G) (28G,26G) (0 (48G,22G,26G) (33G,21G,23G,44N) (22G) (24N) (26G) (43G,22G) (31G) (24G,25G) (26G) (47G) (45N).

## STARTERS:

**OFFENSE:** WR Wes Welker (15) ; LT Matt Light (15), Logan Mankins (1); LG Logan Mankins (14), Donald Thomas (1), Ryan Wendell (1); C Dan Connolly (11), Nick McDonald (2), Ryan Wendell (2), Dan Koppen (1); RG Brian Waters (16); RT N. Solder (1), Sebastian Vollmer (5); TE Rob Gronkowski (16); TE Aaron Hernandez (12), Nate Solder (2), Thomas Welch (1); QB Tom Brady (16); WR Deion Branch (15), Chad Ochocincino (1), RB BenJarvus Green-Ellis (6), Danny Woodhead (4), Kevin Faulk (3), Stevan Ridley (2), 3rd TE Dan Gronkowski (1); 3rd WR Chad Ochocincino (2).

**DEFENSE:** LE Shaun Ellis (10), Brandon Deaderick (3), Mark Anderson (1), Rob Ninkovich (1), Vince Wilfork (1); LDT Vince Wilfork (13); NT Vince Wilfork (3); RDT Kyle Love (12), Mike Wright (1); RE Andre Carter (14), Brandon Deaderick (2); LOLB Rob Ninkovich (14), Jerod Mayo (1), Tracy White (1); MLB Jerod Mayo (1), Gary Guyton (4), Dane Fletcher (1); ROLB Brandon Spikes (6), Dan Fletcher (4), Gary Guyton (2), Jerod Mayo (1) Rob Ninkovich (1), Jeff Tarpinian (1); LCB Devin McCourty (14), Antwaun Molden (2); S James Ihedigbo (12) Patrick Chung (8), Josh Barrett (4), Sterling Moore (3), Matthew Slater (3), Sergio Brown (2); 5th DB Leigh Bodden (1), Sergio Brown (1), Nate Jones (1).

**2011 Coaching Staff:** Josh Boyer, Defensive Backs; Moses Cabrera, Assistant Strength and Conditioning; Ivan Fears, Running Backs; Brian Ferentz, Tight Ends; Brian Flores, Defensive Assistant; George Godsey, Offensive Assistant; Patrick Graham, Linebackers; Pepper Johnson, Defensive Line; Harold Nash, Head Strength and Conditioning; Bill O'Brien, Offensive Coordinator/Quarterbacks; Scott O'Brien, Special Teams; Chad O'Shea, Receivers; Matt Patricia, Safeties; Dante Scarnecchia, Assistant Head Coach/Offensive Line.

**Pro Bowl (8):** QB Tom Brady (7), DE Andre Carter (1) TE Rob Gronkowski (1), G Logan Mankins (1), ST Matthew Slater (1), G Brian Waters (6), WR Wes Welker (4), NT Vince Wilfork (4).

# 2012 FINAL STATISTICS (12-4)

**HEAD COACH: BILL BELICHICK • AFC EAST DIVISION CHAMPIONS • HOME STADIUM: GILLETTE STADIUM**

Date	W/L	Score	Opp.	Att.
9/09	W	34-13	at Tennessee	69,143
9/16	L	18-20	Arizona	68,756
9/23	L	30-31	at Baltimore	71,269
9/30	W	52-28	at Buffalo	70,684
10/07	W	31-21	Denver	68,756
10/14	L	23-24	at Seattle	68,137
10/21	W	29-26	N.Y. Jets OT	68,756
10/28	W	45-7	at St. Louis*	84,004
11/04			BYE WEEK	
11/11	W	37-31	Buffalo	68,756
11/18	W	59-24	Indianapolis	68,756
11/22	W	49-19	at N.Y. Jets	79,088
12/02	W	23-16	at Miami	72,114
12/10	W	42-14	Houston	68,756
12/16	L	34-41	San Francisco	68,756
12/23	W	23-16	at Jacksonville	70,251
12/30	W	28-0	Miami	68,756

\*London

## AFC PLAYOFFS

1/13	W	41-28	Houston	68,756
1/20	L	13-28	Baltimore	68,756

## TEAM STATISTICS

	PATS	OPP
<b>TEAM FIRST DOWNS</b>	<b>444</b>	<b>340</b>
Rushing	151	100
Passing	256	207
Penalty	37	33
3rd Down: Made/Att	110/226	82/205
3rd Down Pct.	48.7	40.0
4th Down: Made/Att	8/12	9/23
4th Down Pct.	66.7	39.1
<b>POSSESSION AVG.</b>	<b>30:41</b>	<b>29:19</b>
<b>TOTAL NET YARDS</b>	<b>6846</b>	<b>5972</b>
Avg. Per Game	427.9	373.3
Total Plays	1191	1046
Avg. Per Play	5.7	5.7
<b>NET YARDS RUSHING</b>	<b>2184</b>	<b>1630</b>
Avg. Per Game	136.5	101.9
Total Rushes	523	415
<b>NET YARDS PASSING</b>	<b>4662</b>	<b>4342</b>
Avg. Per Game	291.4	271.4
Sacked/Yards Lost	27/182	37/213
Gross Yards	4844	4555
Attempts/Completions	641/402	594/369
Completion Pct.	62.7	62.1
Had Intercepted	9	20
<b>PUNTS/AVERAGE</b>	<b>61/42.4</b>	<b>67/50.3</b>
<b>NET PUNTING AVG.</b>	<b>61/37.9</b>	<b>67/41.6</b>
<b>PENALTIES/YARDS</b>	<b>97/840</b>	<b>101/932</b>
<b>FUMBLES/BALL LOST</b>	<b>14/7</b>	<b>42/31</b>
<b>TOUCHDOWNS</b>	<b>67</b>	<b>38</b>
Rushing	25	10
Passing	34	27
Returns	8	1

SCORE BY PERIODS	1	2	3	4	OT	TOTAL
Patriots	113	177	103	161	3	557
Opponents	67	81	75	108	0	331

SCORING	TD	Ru	Pa	Rt	PAT	FG	S	TP
Gostkowski	0	0	0	0	66/66	29/35	0	153
Ridley	12	12	0	0	0/0	0/0	0	72
Gronkowski	11	0	11	0	0/0	0/0	0	66
Woodhead	7	4	3	0	0/0	0/0	0	42
Welker	6	0	6	0	0/0	0/0	0	36
Edelman	5	0	3	2	0/0	0/0	0	30
Hernandez	5	0	3	2	0/0	0/0	0	30
Lloyd	5	0	4	1	0/0	0/0	0	30
Brady	4	4	0	0	0/0	0/0	0	24
Vereen	4	3	1	0	0/0	0/0	0	24
Bolden	2	2	0	0	0/0	0/0	0	12
Dennard	1	0	0	1	0/0	0/0	0	6
Gregory	1	0	0	1	0/0	0/0	0	6
Hightower	1	0	0	1	0/0	0/0	0	6
McCourt	1	0	0	1	0/0	0/0	0	6
Stallworth	1	0	1	0	0/0	0/0	0	6
Talib	1	0	0	1	0/0	0/0	0	6
<b>Patriots</b>	<b>67</b>	<b>25</b>	<b>34</b>	<b>8</b>	<b>66/66</b>	<b>29/34</b>	<b>0</b>	<b>557</b>
<b>Opponents</b>	<b>38</b>	<b>10</b>	<b>27</b>	<b>1</b>	<b>38/38</b>	<b>21/24</b>	<b>0</b>	<b>331</b>

2-Pt. Conversions: Patriots 0-1, Opponents: 0-0.

PASSING	ATT	CMP	YARDS	CMP%	YDS/ATT	TD	TD%	INT	INT%	LG	SK/YDS	RATING
Brady	637	401	4827	63.0	7.58	34	5.3	8	1.3	83t	27/182	98.7
Mallett	4	1	17	25.0	4.25	0	0.0	1	25.0	17	0/0	5.2
<b>Patriots</b>	<b>641</b>	<b>402</b>	<b>4844</b>	<b>62.7</b>	<b>7.56</b>	<b>34</b>	<b>5.3</b>	<b>9</b>	<b>1.4</b>	<b>83t</b>	<b>27/182</b>	<b>97.7</b>
<b>Opponents</b>	<b>594</b>	<b>369</b>	<b>4555</b>	<b>62.1</b>	<b>7.67</b>	<b>27</b>	<b>4.5</b>	<b>20</b>	<b>3.4</b>	<b>68t</b>	<b>37/213</b>	<b>86.9</b>

RUSHING	NO	YDS	AVG	LG	TD
Ridley	290	1263	4.4	41	12
Woodhead	76	301	4.0	19	4
Bolden	56	274	4.9	27	2
Vereen	62	251	4.0	16	3
Edelman	4	45	11.3	47	0
Brady	23	32	1.4	7	4
Welker	2	20	10.0	11	0
Hernandez	1	5	5.0	5	0
Hilliard TM	1	2	2.0	2	0
Mallett	8	-9	-1.1	2	0
<b>Patriots</b>	<b>523</b>	<b>2184</b>	<b>4.2</b>	<b>47</b>	<b>25</b>
<b>Opponents</b>	<b>415</b>	<b>2184</b>	<b>3.9</b>	<b>31</b>	<b>10</b>

RECEIVING	NO	YDS	AVG	LG	TD
Welker	118	1354	11.5	59	6
Lloyd	74	911	12.3	53	4
Gronkowski	55	790	14.4	41	11
Hernandez	51	483	9.5	31	5
Woodhead	40	446	11.2	25	3
Edelman	21	235	11.2	56t	3
Branch	16	145	9.1	25	0
Vereen	8	149	18.6	83t	1
Ridley	6	51	8.5	20	0
Hoomanwanui	5	109	21.8	41	0
Fells	4	85	21.3	35	0
Bolden	2	11	5.5	11	0
Stallworth	1	63	63.0	63t	1
Winslow	1	12	12.0	12	0
<b>Patriots</b>	<b>402</b>	<b>4844</b>	<b>12.0</b>	<b>83t</b>	<b>34</b>
<b>Opponents</b>	<b>269</b>	<b>4555</b>	<b>12.3</b>	<b>68t</b>	<b>27</b>

INTERCEPTIONS	NO	YDS	AVG	LG	TD
McCourt	5	53	10.6	34	0
Wilson	4	87	21.8	45	0
Dennard	3	95	31.7	87t	1
Gregory	3	50	16.7	36	0
Talib TM	1	59	59.0	59t	1
Chung	2	27	13.5	27	0
Cole	1	0	0.0	0	0
Mayo	1	0	0.0	0	0
<b>Patriots</b>	<b>20</b>	<b>371</b>	<b>18.6</b>	<b>87t</b>	<b>2</b>
<b>Opponents</b>	<b>9</b>	<b>112</b>	<b>12.4</b>	<b>63</b>	<b>0</b>

PUNTING	NO	YDS	AVG	NET	TD	IN20	LG	BLK
Mesko	60	2585	43.1	37.9	6	28	62	1
<b>Patriots</b>	<b>61</b>	<b>2585</b>	<b>42.4</b>	<b>37.9</b>	<b>6</b>	<b>28</b>	<b>62</b>	<b>1</b>
<b>Opponents</b>	<b>67</b>	<b>3372</b>	<b>50.3</b>	<b>41.6</b>	<b>4</b>	<b>23</b>	<b>66</b>	<b>0</b>

PUNT RETURNS	NO	FC	YDS	AVG	LG	TD
Welker	25	7	243	9.7	31	0
Edelman	17	1	263	15.5	68t	1
<b>Patriots</b>	<b>42</b>	<b>8</b>	<b>506</b>	<b>12.0</b>	<b>68t</b>	<b>1</b>
<b>Opponents</b>	<b>23</b>	<b>19</b>	<b>154</b>	<b>6.7</b>	<b>25</b>	<b>0</b>

KICK RETURNS	NO	YDS	AVG	LG	TD
McCourt	27	654	24.2	104t	1
Edelman	3	38	12.7	32	0
Welker	3	33	11.0	17	0
Slater	2	39	19.5	20	0
Woodhead	2	43	21.5	23	0
Gronkowski	1	0	0.0	0	0
<b>Patriots</b>	<b>38</b>	<b>807</b>	<b>21.2</b>	<b>104t</b>	<b>1</b>
<b>Opponents</b>	<b>60</b>	<b>1229</b>	<b>20.5</b>	<b>62</b>	<b>0</b>

**SACKS:** Ninkovich 8.0, Jones 6.0, Hightower 4.0, Francis 3.0, Mayo 3.0, Scott 3.0, Wilfork 3.0, Cunningham 2.5, Love 1.5, Deaderick 1.0, Martin 1.0, Spikes 1.0; Patriots 27.0, Opponents 27.0.

## FIELD GOALS

**1-19 20-29 30-39 40-49 50+**

Gostkowski 0/0 8/8 10/12 9/13 2/2

Patriots 0/0 8/8 10/12 9/13 2/2

Opponents 0/0 6/6 5/6 9/10 1/2

**Gostkowski:** (256,316) (466,346,516,536,42N) (376,496,206) (49N,42N,30G) (23G) (256,356,356) (43G, 48G) (26G) (43G,48G,27G) (36N,31G) (39N) (49N,43G, 32G,20G) (1) (32G,41G) (25G,49G,38G) (1).

**OPPONENTS:** (28G,24G) (38G,47G) (27G) (0) (0) (34G) (54G,21G,43G,43G) (0) (41G) (47G,58N) (32G) (44G,33G,42G) (0) (39N,20G,28G) (41G,43N,35G,42G) (41N).

## STARTERS:

**OFFENSE:** WR Wes Welker (12), Julian Edelman (1); LT Nate Solder (16), LG Logan Mankins (10), Donald Thomas (6); C Ryan Wendell (16); RG Dan Connolly (14), Donald Thomas (1), Nick McDonald (1); RT Sebastian Vollmer (15), Marcus Cannon (1); TE Rob Gronkowski (11); Aaron Hernandez (10); Michael Hoomanwanui (6), Daniel Fells (4); QB Tom Brady (16); WR Brandon Lloyd (15), Deion Branch (1); RB Steven Ridley (12), Danny Woodhead (2), Shane Vereen (1), Aaron Hernandez (1), Michael Hoomanwanui (1); 3rd WR Deion Branch (3), Julian Edelman (2).

**DEFENSE:** LB Rob Ninkovich (12), Jermaine Cunningham (2), Trevor Scott (2); DT Vince Wilfork (16); DT Kyle Love (11), Brandon Deaderick (5); RE C. Jones (13), Rob Ninkovich (2), Jermaine Cunningham (1); LB Jerod Mayo (16); LB Dont'a Hightower (12), Rob Ninkovich (2), Tracy White (1); LCB Devin McCourty (8), Aqib Talib (5), Alfonso Dennard (3); RCB Kyle Arrington (12), Alfonso Dennard (4); S Steve Gregory (12), Devin McCourty (8), Patrick Chung (8), Tavon Wilson (4); 5th DB Marquice Cole (1).

**2012: Coaching Staff:** Josh Boyer, Cornerbacks; Moses Cabrera, Assistant Strength and Conditioning; Ivan Fears, Running Backs; Brian Flores, Safeties; George Godsey, Tight Ends; Patrick Graham, Defensive Line; Pepper Johnson, Linebackers; Joe Judge, Special Teams Assistant; Josh McDaniels, Offensive Coordinator/Quarterbacks; Harold Nash, Head Strength and Conditioning; Scott O'Brien, Special Teams; Chad O'Shea, Wide Receivers; Matt Patricia, Defensive Coordinator; Dante Scarnecchia, Assistant Head Coach/Offensive Line; Steve Belichick, Coaching Assistant.

**Pro Bowl (7):** QB Tom Brady (8), TE Rob Gronkowski (2), G Logan Mankins (5), LB Jerod Mayo (2), ST Matthew Slater (2), WR Wes Welker (5), NT Vince Wilfork (5).



# 2013 FINAL STATISTICS (12-4)

**HEAD COACH: BILL BELICHICK • AFC EAST DIVISION CHAMPIONS • HOME STADIUM: GILLETTE STADIUM**

Date	W/L	Score	Opp.	Att.
9/08	W	23-21	at Buffalo	69,519
9/12	W	13-10	New York Jets	68,756
9/22	W	20-3	Tampa Bay	68,756
9/29	W	30-23	at Atlanta	70,744
10/06	L	6-13	at Cincinnati	64,259
10/13	W	30-27	New Orleans	68,756
10/20	L	27-30	at New York Jets	67,957
10/27	W	27-17	Miami	68,756
11/03	W	55-31	Pittsburgh	68,756
			BYE WEEK	
11/18	L	20-24	at Carolina	74,225
11/24	W	34-31	Denver OT	68,756
12/01	W	34-31	at Houston	71,769
12/08	W	27-26	Cleveland	68,756
12/15	L	20-24	at Miami	71,863
12/22	W	41-7	Baltimore	71,433
12/29	W	34-20	Buffalo	68,756

AFC PLAYOFFS				
1/11	W	43-22	Indianapolis	68,756
1/19	L	16-26	at Denver	77,110

TEAM STATISTICS				
		PATS	OPP	
<b>TOTAL FIRST DOWNS</b>		<b>378</b>	<b>338</b>	
Rushing		110	110	
Passing		225	208	
Penalty		43	20	
3rd Down: Made/Att		83/221	98/232	
3rd Down Pct.		37.6	42.2	
4th Down: Made/Att		7/15	4/21	
4th Down Pct.		46.7	19.0	
<b>POSSESSION AVG.</b>		<b>29:38</b>	<b>30:22</b>	
<b>TOTAL NET YARDS</b>		<b>6152</b>	<b>5969</b>	
Avg. Per Game		384.5	373.1	
Total Plays		1138	1118	
Avg. Per Play		5.4	5.3	
<b>NET YARDS RUSHING</b>		<b>2065</b>	<b>2145</b>	
Avg. Per Game		129.1	134.1	
Total Rushes		470	481	
<b>NET YARDS PASSING</b>		<b>4087</b>	<b>3824</b>	
Avg. Per Game		255.4	239.0	
Sacked/Yards Lost		40/256	48/313	
Gross Yards		4343	4137	
Attempts/Completions		628/380	589/336	
Completion Pct.		60.5	57.0	
Had Intercepted		11	17	
<b>PUNTS/AVERAGE</b>		<b>77/45.8</b>	<b>80/44.5</b>	
<b>NET PUNTING AVG.</b>		<b>80/39.2</b>	<b>80/39.2</b>	
<b>PENALTIES/YARDS</b>		<b>69/625</b>	<b>110/951</b>	
<b>FUMBLES/BALL LOST</b>		<b>24/9</b>	<b>21/12</b>	
<b>TOUCHDOWNS</b>		<b>47</b>	<b>39</b>	
Rushing		19	11	
Passing		25	25	
Returns		3	3	

SCORE BY PERIODS					
	1	2	3	4	OT TOTAL
Patriots	74	104	85	178	3 444
Opponents	70	74	95	96	3 338

SCORING									
	TD	Ru	Pa	Rt	PAT	FG	S	P	
Gostkowski	0	0	0	0	44/44	38/41	0	158	
Blount	7	7	0	0	0/0	0/0	0	42	
Ridley	7	7	0	0	0/0	0/0	0	42	
Edelman	6	0	0	0	0/0	0/0	0	40	
Dobson	4	0	0	0	0/0	0/0	0	24	
Gronkowski	4	0	0	0	0/0	0/0	0	24	
Thompkins	4	0	0	0	0/0	0/0	0	24	
Vereen	4	1	3	0	0/0	0/0	0	24	
Bolden	3	3	0	0	0/0	0/0	0	18	
Amendola	2	0	0	0	0/0	0/0	0	12	
Develin	1	1	0	0	0/0	0/0	0	6	
Hoomanawanui	1	0	1	0	0/0	0/0	0	6	
Cha. Jones	1	0	1	0	0/0	0/0	0	6	
Mulligan	1	0	1	0	0/0	0/0	0	6	
Ryan	1	0	1	0	0/0	0/0	0	6	
Wilson	1	0	1	0	0/0	0/0	0	6	
<b>Patriots</b>	<b>47</b>	<b>19</b>	<b>25</b>	<b>3</b>	<b>44/44</b>	<b>38/41</b>	<b>0</b>	<b>444</b>	
<b>Opponents</b>	<b>39</b>	<b>11</b>	<b>25</b>	<b>3</b>	<b>38/38</b>	<b>22/27</b>	<b>0</b>	<b>338</b>	

2-Pt. Conversions: Edelman 2, Patriots 2-3, Opponents: 0-1.

RUSHING				
	NO	YDS	AVG	LG
Ridley	178	773	4.3	29
Blount	153	772	5.0	47
Bolden	55	271	4.9	46
Vereen	44	208	4.7	21
Brady	32	18	0.6	11
Edelman	2	11	5.5	7
Develin	4	10	2.5	5
Amendola	1	1	1.0	1
Washington TM	1	1	1.0	1
<b>Patriots</b>	<b>470</b>	<b>2065</b>	<b>4.4</b>	<b>47</b>
<b>Opponents</b>	<b>481</b>	<b>2145</b>	<b>4.5</b>	<b>34</b>

RECEIVING				
	NO	YDS	AVG	LG
Edelman	105	1056	10.1	44
Amendola	54	633	11.7	57
Vereen	47	427	9.1	50
Gronkowski	39	592	15.2	50
Dobson	37	519	14.0	81
Thompkins	32	466	14.6	49
Bolden	21	152	7.2	18
Hoomanawanui	12	136	11.3	19
Ridley	10	62	6.2	24
Boyce	9	121	13.4	30
Collie	6	63	10.5	19
Develin	4	62	15.5	31
Blount	2	38	19.0	32
Mulligan	2	16	8.0	15
<b>Patriots</b>	<b>380</b>	<b>4343</b>	<b>11.4</b>	<b>81</b>
<b>Opponents</b>	<b>336</b>	<b>4137</b>	<b>12.3</b>	<b>80</b>

INTERCEPTIONS				
	NO	YDS	AVG	LG
Ryan	5	82	16.4	79
Talib	4	12	3.0	14
Harmon	2	44	22.0	42
Wilson	1	74	74.0	74
Arrington	1	5	5.0	5
Spikes	1	3	3.0	3
Cole	1	0	0.0	0
Dennard	1	0	0.0	0
McCourt	1	0	0.0	0
<b>Patriots</b>	<b>17</b>	<b>220</b>	<b>12.9</b>	<b>79</b>
<b>Opponents</b>	<b>11</b>	<b>56</b>	<b>5.1</b>	<b>31</b>

PUNTING									
	NO	YDS	AVG	NET	TB	IN20	LG	BLK	
Allen	76	3491	45.9	39.9	12	29	65	0	
Brady	1	32	32.0	32.0	0	0	32	0	
<b>Patriots</b>	<b>77</b>	<b>3523</b>	<b>45.8</b>	<b>39.9</b>	<b>12</b>	<b>29</b>	<b>65</b>	<b>0</b>	
<b>Opponents</b>	<b>80</b>	<b>3559</b>	<b>44.5</b>	<b>39.2</b>	<b>2</b>	<b>28</b>	<b>64</b>	<b>0</b>	

PUNT RETURNS				
	NO	FC	YDS	AVG
Edelman	35	23	374	10.7
Amendola	1	0	13	13.0
<b>Patriots</b>	<b>36</b>	<b>23</b>	<b>387</b>	<b>10.8</b>
<b>Opponents</b>	<b>29</b>	<b>14</b>	<b>221</b>	<b>7.6</b>

KICK RETURNS				
	NO	YDS	AVG	LG
Blount	17	494	29.1	83
Boyce	9	214	23.8	41
McCourt	7	132	18.9	27
Vereen	3	66	22.0	24
Slater	2	10	5.0	10
Washington TM	1	19	19.0	19
<b>Patriots</b>	<b>39</b>	<b>935</b>	<b>24.0</b>	<b>83</b>
<b>Opponents</b>	<b>32</b>	<b>664</b>	<b>20.8</b>	<b>50</b>

**SACKS:** Cha. Jones 11.5, Ninkovich 8.0, Chr. Jones 6.0, Siliga 3.0, Kelly 2.5, Arrington 2.0, Buchanan 2.0, Carter 2.0, Fletcher 2.0, Vellano 2.0, Mayo 1.5, Ryan 1.5, Gregory 1.0, Hightower 1.0, Sopoaga 1.0, TM 1.0; Patriots 48.0, Opponents 40.0.

FIELD GOALS				
	1-19	20-29	30-39	40-49
Gostkowski	1/1	8/8	13/13	11/13
<b>Patriots</b>	<b>1/1</b>	<b>8/8</b>	<b>13/13</b>	<b>11/13</b>
<b>Opponents</b>	<b>0/0</b>	<b>4/4</b>	<b>10/13</b>	<b>5/6</b>

**Gostkowski:** (486, 336, 356) (216, 306, 43N) (536, 466, 336) (486, 226, 496) (426, 196) (356, 546, 236) (396, 446) (346, 486) (206, 326) (426, 266) (316, 316) (55N, 536, 536) (336, 506) (226, 48N, 236) (456, 426) (436, 356, 296, 356).

**OPPONENTS:** (0) (376) (38N, 306) (236, 456, 256) (396, 506) (286, 396) (376, 376, 426) (526, 46N, 398) (306) (436) (276) (436) (436, 376, 58N) (326) (37N) (516, 376).

**STARTERS:**  
**OFFENSE:** WR Julian Edelman (11), Danny Amendola (5), LT Nate Solder (15), Logan Mankins (1), LG Logan Mankins (15), Josh Kline (1), C Ryan Wendell (16), RG D. Connolly (15), RT Sebastian Vollmer (8), Marcus Cannon (6), Will Switek (2), TE Michael Hoomanawanui (10), Rob Gronkowski (6), Matthew Mulligan (4), QB Tom Brady (16), WR K. Thompsons (8), Aaron Dobson (5), Josh Boyce (2), Austin Collie (1), RB LeGarrette Blount (7), Shane Ridley (6), Brandon Bolden (2), Shane Vereen (1), 3rd WR Aaron Dobson (4), Danny Amendola (1), Josh Boyce (1), 4th WR Josh Boyce (1), FB James Develin (6).

**DEFENSE:** LE Rob Ninkovich (15), Joe Vellano (1), DT Vince Wilfork (4), Joe Vellano (7), Seavler Siliga (4), Chris Jones (1), DT Chris Jones (9), Tommy Kelly (5), Isaac Sopoaga (2), RE Chandler Jones (16), LB Dont'a Hightower (14), Brandon Spikes (11), Jamie Collins (8), Jerod Mayo (6), Dane Fletcher (1), LCB Aqib Talib (13), Kyle Arrington (2), Logan Ryan (1), RCB Alfonso Dennard (9), Logan Ryan (4), Kyle Arrington (3), S Devin McCourty (15), Steve Gregory (10), Duron Harmon (3), Logan Ryan (1), Kyle Arrington (1), DB Kyle Arrington (1), Steve Gregory (1), 5th DB Kyle Arrington (5), Logan Ryan (1).

**2013 Coaching Staff:** Josh Boyer, Cornerbacks; Moses Cabrera, Assistant Strength and Conditioning; Ivan Fears, Running Backs; Brian Flores, Safeties; George Godsey, Tight Ends; Patrick Graham, Defensive Line; Pepper Johnson, Linebackers; Joe Judge, Special Teams Assistant; Josh McDaniels, Offensive Coordinator/Quarterbacks; Harold Nash, Head Strength and Conditioning; Scott O'Brien, Special Teams; Chad O'Shea, Wide Receivers; Matt Patricia, Defensive Coordinator; Dante Scarreccia, Assistant Head Coach/Offensive Line; Steve Belichick, Coaching Assistant; Jerry Schupliniski, Coaching Assistant.

**Pro Bowl (4):** Tom Brady (9), Logan Mankins (6), ST Matthew Slater (3), Aqib Talib (1).

PASSING	ATT	CMP	YARDS	CMP%	YDS/ATT	TD	TD%	INT	INT%	LG	SK/YDS	RATING
Brady	628	380	4343	60.5	6.92	25	4.0	11	1.8	81ft	40/256	87.3
Patriots	628	380	4343	60.5	6.92	25	4.0	11	1.8	81ft	40/256	87.3
Opponents	589	336	4137	57.0	7.02	25	4.2	17	2.9	80ft	48/313	81.0



# 2014 FINAL STATISTICS (12-4)

**HEAD COACH: BILL BELICHICK • AFC EAST DIVISION CHAMPIONS • HOME STADIUM: Gillette Stadium**

Date	W/L	Score		Opp.	Att.
9/07	L	20-33	at	Miami	70,630
9/14	W	30-7	at	Minnesota	52,350
9/21	W	16-9		Oakland	68,756
9/29	L	14-41	at	Kansas City	76,613
10/05	W	43-17		Cincinnati	68,756
10/12	W	37-22	at	Buffalo	70,185
10/16	W	27-25		New York Jets	68,756
10/26	W	51-23		Chicago	68,756
11/02	W	43-21		Denver	68,756
11/09				BYE WEEK	
11/16	W	42-20	at	Indianapolis	66,751
11/23	W	34-9		Detroit	68,756
11/30	L	21-26	at	Green Bay	78,431
12/07	W	23-14	at	San Diego	68,815
12/14	W	41-13		Miami	68,756
12/21	W	17-16	at	New York Jets	78,160
12/28	L	9-17		Buffalo	68,756

## AFC PLAYOFFS

1/10	W	35-31		Baltimore	68,756
1/18	W	45-7		Indianapolis	68,756

## SUPER BOWL XLIX (at Glendale, Ariz.)

2/01	W	28-24		Seattle	70,288
------	---	-------	--	---------	--------

TEAM STATISTICS		PATS	OPP
<b>TOTAL FIRST DOWNS</b>		<b>361</b>	<b>329</b>
Rushing		96	88
Passing		228	196
Penalty		37	45
3rd Down: Made/Att		98/221	84/209
3rd Down Pct.		44.3	40.2
4th Down: Made/Att		7/13	8/23
4th Down Pct.		53.8	34.8
<b>POSSESSION AVG.</b>		<b>29:37</b>	<b>30:23</b>
<b>TOTAL NET YARDS</b>		<b>5848</b>	<b>5506</b>
Avg. Per Game		365.5	344.1
Total Plays		1073	1033
Avg. Per Play		5.5	5.3
<b>NET YARDS RUSHING</b>		<b>1727</b>	<b>1669</b>
Avg. Per Game		107.9	104.3
Total Rushes		438	419
<b>NET YARDS PASSING</b>		<b>4121</b>	<b>3837</b>
Avg. Per Game		257.6	239.8
Sacked/Yards Lost		26/170	40/282
Gross Yards		4291	4119
Attempts/Completions		609/392	574/342
Completion Pct.		64.4	59.6
Had Intercepted		9	16
<b>PUNTS/AVERAGE</b>		<b>67/45.7</b>	<b>65/43.8</b>
<b>NET PUNTING AVG.</b>		<b>67/39.9</b>	<b>65/46.6</b>
<b>PENALTIES/YARDS</b>		<b>120/1080</b>	<b>92/752</b>
<b>FUMBLES/BALL LOST</b>		<b>13/4</b>	<b>19/9</b>
<b>TOUCHDOWNS</b>		<b>52</b>	<b>32</b>
Rushing		13	6
Passing		34	24
Returns		5	2

SCORE BY PERIODS	1	2	3	4	OT	TOTAL
Patriots	78	183	101	106	0	468
Opponents	66	100	85	62	0	313

SCORING	TD	Ru	Pa	RT	PAT	FG	SK	TP
Gostkowski	0	0	0	0	51/51	35/37	0	156
Gronkowski	12	0	12	0	0/0	0/0	0	72
LaFell	7	0	7	0	0/0	0/0	0	42
Wright	6	0	6	0	0/0	0/0	0	36
Edelman	5	0	4	1	0/0	0/0	0	30
Gray	5	5	0	0	0/0	0/0	0	30
Vereen	5	2	3	0	0/0	0/0	0	30
Blount TM	3	3	0	0	0/0	0/0	0	18
Arrington	2	0	2	0	0/0	0/0	0	12
Ridley	2	2	0	0	0/0	0/0	0	22
Amendola	1	0	1	0	0/0	0/0	0	6
Bolden	1	1	0	0	0/0	0/0	0	6
Cha. Jones	1	0	0	1	0/0	0/0	0	6
Ninkovich	1	0	0	1	0/0	0/0	0	6
Tyms	1	0	1	0	0/0	0/0	0	6
<b>Patriots</b>	<b>52</b>	<b>13</b>	<b>34</b>	<b>5</b>	<b>51/51</b>	<b>35/37</b>	<b>0</b>	<b>468</b>
<b>Opponents</b>	<b>32</b>	<b>6</b>	<b>24</b>	<b>2</b>	<b>28/28</b>	<b>29/37</b>	<b>0</b>	<b>313</b>

2-Pt. Conversions: Patriots: 0-1, Opponents: 3-4.

RUSHING	NO	YDS	AVG	LG	TD
Gray	89	412	4.6	20	5
Vereen	96	391	4.1	19	2
Ridley	94	340	3.6	43	2
Blount TM	60	281	4.7	34	3
Edelman	10	94	9.4	25	0
Bolden	28	89	3.2	17	1
Brady	36	57	1.6	17	0
J. White	9	38	4.2	11	0
LaFell	2	13	6.5	9	0
Garoppolo	10	9	0.9	9	0
Develin	3	5	1.7	5	0
Wright	1	-2	-2.0	-2	0
<b>Patriots</b>	<b>438</b>	<b>1727</b>	<b>3.9</b>	<b>43</b>	<b>13</b>
<b>Opponents</b>	<b>419</b>	<b>1669</b>	<b>4.0</b>	<b>48</b>	<b>6</b>

RECEIVING	NO	YDS	AVG	LG	TD
Edelman	92	972	10.6	69+	4
Gronkowski	82	1124	13.7	46+	12
LaFell	74	953	12.9	56+	7
Vereen	52	447	8.6	49+	3
Amendola	27	200	7.4	21	1
Wright	26	259	10.0	30	6
Blount TM	4	18	4.5	11	0
Thompkins TM	6	53	8.8	16	0
Develin	6	43	7.2	13	0
Tyms	5	82	16.4	43+	1
J. White	4	23	4.6	11	0
Ridley	4	20	5.0	7	0
Hoomanawanui	3	44	14.7	23	0
Dobson	3	38	12.7	16	0
Bolden	2	8	4.0	4	0
Gray	1	7	7.0	7	0
<b>Patriots</b>	<b>392</b>	<b>4291</b>	<b>10.9</b>	<b>69+</b>	<b>34</b>
<b>Opponents</b>	<b>342</b>	<b>4119</b>	<b>12.0</b>	<b>50</b>	<b>24</b>

INTERCEPTIONS	NO	YDS	AVG	LG	TD
McCourt	2	70	35.0	60	0
Collins	2	0	0.0	0	0
Revis	2	0	0.0	0	0
Ryan	2	0	0.0	0	0
Harmon	1	60	60.0	60	0
Browner	1	32	32.0	30	0
Ninkovich	1	11	11.0	11	0
Chung	1	10	10.0	10	0
Wilfork	1	1	1.0	1	0
Ayers TM	1	0	0.0	0	0
Dennard	1	0	0.0	0	0
Easley	1	0	0.0	0	0
<b>Patriots</b>	<b>16</b>	<b>184</b>	<b>11.5</b>	<b>60</b>	<b>2</b>
<b>Opponents</b>	<b>9</b>	<b>89</b>	<b>9.9</b>	<b>39+</b>	<b>1</b>

PUNTING	NO	YDS	AVG	NET	TB	IN20	LG	BLK
Allen	66	3060	46.4	39.9	6	25	67	1
<b>Patriots</b>	<b>67</b>	<b>3060</b>	<b>45.7</b>	<b>39.9</b>	<b>6</b>	<b>25</b>	<b>67</b>	<b>1</b>
<b>Opponents</b>	<b>65</b>	<b>2847</b>	<b>43.8</b>	<b>36.6</b>	<b>2</b>	<b>18</b>	<b>61</b>	<b>1</b>

PUNT RETURNS	NO	FC	YDS	AVG	LG	TD
Edelman	25	6	299	12.0	84+	1
Amendola	16	5	132	8.3	39	0
<b>Patriots</b>	<b>41</b>	<b>11</b>	<b>431</b>	<b>10.5</b>	<b>84+</b>	<b>1</b>
<b>Opponents</b>	<b>29</b>	<b>15</b>	<b>267</b>	<b>9.2</b>	<b>47</b>	<b>0</b>

KICK RETURNS	NO	YDS	AVG	LG	TD
Amendola	20	482	24.1	81	0
Chung	7	140	20.0	30	0
Slater	2	44	22.0	26	0
LaFell	1	0	0.0	0	0
McCourt	1	27	27.0	27	0
<b>Patriots</b>	<b>31</b>	<b>693</b>	<b>22.4</b>	<b>81</b>	<b>0</b>
<b>Opponents</b>	<b>45</b>	<b>955</b>	<b>21.2</b>	<b>62</b>	<b>0</b>

**SACKS:** Ninkovich 8.0, Hightower 6.0, Cha. Jones 6.0, Ayers TM 4.0, Collins 4.0, Chr. Jones 3.0, Siliga 2.5, Arrington 1.0, Easley 1.0, Mayo 1.0, Skinner 1.0, Vellano 1.0, Walker TM 1.0, Moore 0.5; Patriots 40.0, Opponents 26.0.

FIELD GOALS	1-19	20-29	30-39	40-49	50+
Gostkowski	1/1	11/11	10/11	12/13	1/1
<b>Patriots</b>	<b>1/1</b>	<b>11/11</b>	<b>10/11</b>	<b>12/13</b>	<b>1/1</b>
<b>Opponents</b>	<b>0/0</b>	<b>12/12</b>	<b>8/8</b>	<b>7/11</b>	<b>2/6</b>

**Gostkowski:** (476, 450) (486, 476, 276) (216, 206, 366) (1) (486, 196, 236, 476, 356) (36N, 426, 536, 406) (39G, 366) (236, 276, 396) (496, 296, 456) (1) (356, 436) (47N) (226, 226, 386) (356, 366) (246) (246, 446, 356).

**OPPONENTS:** (386, 246, 226, 276) (488) (496, 376, 476) (226, 316) (52N, 236) (1) (226, 476, 466, 276, 588) (1) (41N) (316, 536) (486, 206, 538, 496) (326, 356, 336, 40N, 286) (1) (418, 246, 536) (266, 236, 376, 528) (486).

## STARTERS:

**OFFENSE:** WR Brandon LaFell (13), Aaron Dobson (1), Kenbrell Thompkins (1), Brian Tyms (1); LT Nate Solder (16); LG Dan Connolly (10), Marcus Cannon (3), Josh Kline (2), Jordan Devey (1); C Bryan Stork (11), Dan Connolly (3), Ryan Wendell (2); RG Ryan Wendell (10), Jordan Devey (3), Josh Kline (2), Cameron Fleming (1); RT Sebastian Vollmer (15), Marcus Cannon (1); TE Rob Gronkowski (10), Michael Hoomanawanui (6); WR Julian Edelman (13), Danny Amendola (2), Tim Wright (1); QB Tom Brady (16); RB Shane Vereen (6), Stevan Ridley (5), Jonas Gray (3), LeGarrette Blount (1), Brandon Bolden (1); 2nd TE Michael Hoomanawanui (6), Cameron Fleming (1), Tim Wright (1); FB James Develin (3); 2nd RB Brandon Bolden (1); 3rd WR Danny Amendola (2), Brian Tyms (1), Tim Wright (1).

**DEFENSE:** LE Rob Ninkovich (16); DT Vince Wilfork (16); DT Chris Jones (7), Seauler Siliga (3), Alan Branch (1), Joe Vellano (1); 3rd DT Alan Branch (1), Chris Jones (1), Seauler Siliga (1), Casey Walker (1); RE Chandler Jones (8); Chris Jones (4), Dominique Easley (2), Zach Moore (1), Seauler Siliga (1); LB Jamie Collins (15); LB Dont'a Hightower (12); LB Jerod Mayo (6); LB Jonathan Casillas (3); LB Deontae Skinner (1); DB Kyle Arrington (3), Logan Ryan (2), Brandon Browner (1), Malcolm Butler (1), Alfonso Dennard (1); LCB Darrelle Revis (15), Brandon Browner (1); RCB Brandon Browner (7), Logan Ryan (4), Alfonso Dennard (3), Kyle Arrington (1), Darrelle Revis (1); S Devin McCourty (16), Patrick Chung (15).

**2014 Coaching Staff:** Josh Boyer, Cornerbacks; Moses Cabrera, Assistant Strength and Conditioning; Brian Daboll, Tight Ends; Brendan Daly, Defensive Assistant; Dave DeGuglielmo, Offensive Line, Ivan Fears, Running Backs; Brian Flores, Safeties; Brian Graham, Linebackers; Joe Judge, Special Teams Assistant; Josh McDaniels, Offensive Coordinator/Quarterbacks; Harold Nash, Head Strength and Conditioning; Scott O'Brien, Special Teams; Chad O'Shea, Wide Receivers; Matt Patricia, Defensive Coordinator; Steve Belichick, Coaching Assistant; Jerry Schupplinski, Coaching Assistant.

**Pro Bowl (7):** Tom Brady (10), Julian Edelman (1), Stephen Gostkowski (3), Rob Gronkowski (3), Devin McCourty (2), Darrelle Revis (6), ST Matthew Slater (4).

PASSING	ATT	CMP	YARDS	CMP%	YDS/ATT	TD	TD%	INT	INT%	LG	SK/YDS	RATING
Brady	582	373	4109	64.1	7.06	33	5.7	9	1.5	69+	21/34	97.4
Garoppolo	27	19	182	70.4	6.74	1	3.7	0	0.0	37	5/36	101.2
Patriots	609	392	4291	64.4	7.05	34	5.6	9	1.5	69+	26/170	97.5
Opponents	574	342	4119	59.6	7.18	24	4.2	16	2.8	50	40/282	84.0

# 2015 FINAL STATISTICS (12-4)

**HEAD COACH: BILL BELICHICK • AFC EAST DIVISION CHAMPIONS • HOME STADIUM: GILLETTE STADIUM**

Date	W/L	Score	Opp.	Att.
9/10	W	28-21	Pittsburgh	66,829
9/20	W	40-32	at Buffalo	70,858
9/27	W	51-17	Jacksonville	66,829
10/04			BYE WEEK	
10/11	W	30-6	at Dallas	93,054
10/18	W	34-27	at Indianapolis	66,726
10/25	W	30-23	New York Jets	66,829
10/29	W	36-7	Miami	66,829
11/08	W	27-10	Washington	66,829
11/15	W	27-26	at New York Giants	81,061
11/23	W	20-13	Buffalo	66,829
11/29	L	24-30	at Denver OT	76,970
12/06	L	28-35	Philadelphia	66,829
12/13	W	27-6	at Houston	71,908
12/20	W	33-16	Tennessee	66,829
12/27	L	20-26	at New York Jets OT	78,160
1/03	L	10-20	at Miami	62,918

## AFC PLAYOFFS

1/16	W	27-20	Kansas City	66,829
1/24	L	18-20	at Denver	77,112

## TEAM STATISTICS

TEAM FIRST DOWNS	PATS	OPP
Rushing	347	303
Passing	87	77
Penalty	229	204
3rd Down: Made/Att	31	22
3rd Down Pct.	88/215	84/225
4th Down: Made/Att	40	37
4th Down Pct.	9/15	8/18
POSSSESSION AVG.	60.0	44.4
TOTAL NET YARDS	30-08	29-52
Avg. Per Game	5991	5431
Total Plays	374.4	339.4
Avg. Per Play	1050	1042
NET YARDS RUSHING	5.7	5.2
Avg. Per Game	1404	1580
Total Rushes	87.8	98.8
NET YARDS PASSING	383	397
Avg. Per Game	4587	3851
Sacked/Yards Lost	286.7	240.7
Attempts/Completions	38/225	49/358
Completion Pct.	4812	4209
Had Intercepted	629/404	596/361
PUNTS/AVERAGE	64.2	60.6
NET PUNTING AVG.	7	12
PENALTIES/YARDS	74/45.4	86/47.0
FUMBLES/BALL LOST	74/39.9	86/39.9
TOUCHDOWNS	96/859	112/1013
Rushing	147	289
Passing	52	36
Returns	14	8
	36	24
	2	4

SCORE BY PERIODS	1	2	3	4	OT	TOTAL
Patriots	89	146	100	130	0	465
Opponents	36	90	73	104	12	315

SCORING	TD	R	Pa	Rt	PAT	FG	S	TP
Gostkowski	0	0	0	0	52/52	33/36	0	151
Gronkowski	11	0	11	0	0/0	0/0	0	66
Blount	7	6	1	0	0/0	0/0	0	42
Edelman	7	0	7	0	0/0	0/0	0	42
White	6	2	4	0	0/0	0/0	0	36
Chandler	4	0	4	0	0/0	0/0	0	24
Lewis	4	2	2	0	0/0	0/0	0	24
Amendola	3	0	3	0	0/0	0/0	0	18
Brady	3	3	0	0	0/0	0/0	0	18
Bolden	2	0	2	0	0/0	0/0	0	12
K. Martin	2	0	2	0	0/0	0/0	0	12
Collins	1	0	1	0	0/0	0/0	0	6
Hicks	1	0	1	0	0/0	0/0	0	6
S. Jackson	1	1	0	0	0/0	0/0	0	6
Patriots	52	15	36	2	52/52	33/36	1465	
Opponents	36	8	24	4	28/31	23/29	0	315

2-Pt. Conversions: Patriots 0-0. Opponents: 1-3.

2-Pt. Conversions: Patriots 0-0, Opponents 1-3.

RUSHING	NO	YDS	AVG	LG	TD
Blount	165	703	4.3	38	6
Lewis	49	234	4.8	13	2
Bolden	63	207	3.3	14	0
White	22	56	2.5	8	2
Brady	34	53	1.6	13	3
Josefa	15	51	3.4	15	0
S. Jackson	21	50	2.4	7	1
Edelman	3	23	7.7	12	0
Amendola	2	11	5.5	8	0
LaFell	2	9	4.5	9	0
D. Johnson	1	6	6.0	6	0
K. Martin	1	6	6.0	6	0
Garoppolo	5	-5	-1.0	-1	0
Patriots	383	1404	3.7	38	14
Opponents	397	1580	4.0	41	8

RECEIVING	NO	YDS	AVG	LG	TD
Gronkowski	72	1176	16.3	76	11
Amendola	65	648	10.0	41	3
Edelman	61	692	11.3	59	7
White	40	410	10.3	68	4
LaFell	37	515	13.9	54	0
Lewis	36	388	10.8	40	2
K. Martin	24	269	11.2	39	2
Chandler	23	259	11.3	30	4
Bolden	19	180	9.5	63	2
Doobson	13	141	10.8	24	0
Blount	6	43	7.2	14	1
M. Williams	3	26	8.7	15	0
Brady	1	36	36.0	36	0
S. Jackson	1	20	20.0	20	0
Harper	1	6	6.0	6	0
Cadet	1	2	2.0	2	0
Cleveland	1	1	1.0	1	0
Patriots	404	4812	11.9	76	36
Opponents	361	4209	11.7	87	24

INTERCEPTIONS	NO	YDS	AVG	LG	TD
Ryan	4	39	9.8	25	0
Harmon	3	50	16.7	30	0
Butler	2	9	4.5	9	0
Collins	1	51	51.0	51	0
McCurry	1	27	27.0	27	0
Cha. Jones	1	0	0.0	0	0
Patriots	12	176	14.7	51	0
Opponents	7	181	25.9	99	2

PUNTING	NO	YDS	AVG	NET	BT	IN20	LG	BLK
Allen	73	3358	46.0	39.9	3	31	67	1
Patriots	74	3358	46.0	39.9	3	31	67	1
Opponents	86	4043	47.0	39.9	7	20	70	0

PUNT RETURNS	NO	FC	YDS	AVG	LG	TD
Amendola	23	12	276	12.0	82	0
Edelman	10	1	81	8.1	19	0
K. Martin	8	3	92	11.5	21	0
Harper	3	2	17	5.7	10	0
D. Johnson	2	0	3	1.5	3	0
Chung	1	0	4	4.0	4	0
Patriots	47	18	473	10.1	82	0
Opponents	39	14	347	8.9	83	1

KICK RETURNS	NO	YDS	AVG	LG	TD
K. Martin	10	257	25.7	75	0
Amendola	8	172	21.5	29	0
M. Williams	3	18	6.0	10	0
McCurry	2	0	0.0	0	0
Chung	1	17	17.0	17	0
Gronkowski	1	5	5.0	5	0
Patriots	25	469	18.8	75	0
Opponents	29	526	18.1	50	0

**SACKS:** Cha. Jones 12.5, Sheard 8.0, Ninkovich 6.5, Collins 5.5, Hightower 3.5, M. Brown 3.0, Hicks 3.0, Easley 2.0, Branch 1.0, Freemy 1.0, Grissom 1.0, Mayo 1.0, McCourtly 1.0; Patriots 49.0, Opponents 38.0.

## FIELD GOALS

	1-19	20-29	30-39	40-49	50+
Gostkowski	0/0	6/6	11/11	12/14	4/5
Patriots	0/0	6/6	11/11	12/14	4/5
Opponents	1/1	6/6	7/7	5/10	4/5

**Gostkowski:** 0 (466,216,506,256) (466,206,466) (496,576,346) (406,356) (386,466,246) (526,366) (216,216) (316,546) (356,54N,356) (476) (1) (436,496) (436,48N,386,426,326) (356,446) (346,46N).

**OPPONENTS:** (44N,46N,44G,24G) (1) (406) (516,23G) (1) (206,306,55G) (63N) (23G) (376,386,536,29G) (526,48N,336) (47N,21G) (1) (376,456) (496) (306,49G) (386,46N,19G).

## STARTERS:

**OFFENSE:** WR Julian Edelman (9), Keshawn Martin (6) Aaron Dobson (1); LT Sebastian Vollmer (8), Nate Solder (4), Marcus Cannon (2), Cameron Fleming (2); LG Shaq Mason (10), Josh Kline (6); C David Andrews (1), Bryan Stork (5); RG Tre' Jackson (9), Josth Kline (7); RT Marcus Cannon (6), Sebastian Vollmer (5) Cameron Fleming (4), Bryan Stork (1); TE Rob Gronkowski (15), Michael Williams (1); WR Danny Amendola (7), Brandon LaFell (6), Keshawn Martin (2); QB Tom Brady (16), RB LeGarrette Blount (6), Dion Lewis (6), Brandon Bolden (2), Steven Jackson (1), James White (1), 2nd TE Michael Williams (7); Scott Chandler (4), Asante Cleveland (1), Cameron Fleming (1); 3rd WR Aaron Dobson (2), Brandon LaFell (1); 3rd TE Michael Williams (1).

**DEFENSE:** LE Rob Ninkovich (16); DT Alan Branch (15), Dominique Easley (1); DT Malcolm Brown (12), Sealever Siliga (4); RE Chandler Jones 15, Jabaa Sheard 1; LB Jamie Collins (12), Dont'a Hightower (12), Jerod Mayo (8), Jonathan Freemy (7), Jonathan Boston (1); DB Duron Harmon (3), Leonard Johnson (3), Justin Coleman (2), Jordan Richards (1); LCB Malcolm Butler (6); RCB Logan Ryan (14), Tarell Brown (2); S Devin McCourtly (14), Patrick Chung (14), Duron Harmon (2), Jordan Richards (1).

**2015 Coaching Staff:** Josh Boyer, Cornerbacks; Moses Cabrera, Assistant Strength and Conditioning; Brian Daboll, Tight Ends; Brendan Daly, Defensive Line; Dave DeGuglielmo, Offensive Line, Ivan Fears, Running Backs; Brian Flores, Safeties; Patrick Graham, Linebackers; Joe Judge, Special Teams; Josh McDaniels, Offensive Coordinator/Quarterbacks; Harold Nash, Head Strength and Conditioning; Chad O'Shea, Wide Receivers; Matt Patricia, Defensive Coordinator; Ray Ventrone, Asst. Special Teams.

**Pro Bowl (7):** Tom Brady (11), Malcolm Butler (1), Jamie Collins (1), Stephen Gostkowski (4), Rob Gronkowski (4), Chandler Jones (1), ST Matthew Slater (5).

PASSING	ATT	CMP	YARDS	CMP%	YDS/ATT	TD	TD%	INT	INT%	LG	SK/YDS	RATING
Brady	624	402	4770	64.4	7.64	36	5.8	7	1.1	76	38/225	102.2
Garoppolo	4	1	6	25.0	1.50	0	0.0	0	0.0	6	0/0	39.6
Amendola	1	1	36	100.0	36.00	0	0.0	0	0.0	36	0/0	118.0
Patriots	629	404	4812	64.2	7.65	36	5.7	7	1.1	76	38/225	101.9
Opponents	596	361	4209	60.6	7.06	24	4.0	12	2.0	87	49/359	87.0

# 2016 FINAL STATISTICS (14-2)

**HEAD COACH: BILL BELICHICK • AFC EAST DIVISION CHAMPIONS • HOME STADIUM: GILLETTE STADIUM**

Date	W/L	Score	Opp.	Att.	RUSHING	NO	YDS	AVG	LG	TD
9/11	W	23-21	at Arizona	64,864	Blount	299	1161	3.9	44	18
9/18	W	31-24	Miami	66,829	Lewis	64	283	4.4	15	0
9/22	W	27-0	Houston	66,829	White	39	166	4.3	16	0
10/02	L	0-16	Buffalo	66,829	Brissett	16	83	5.2	27	1
10/09	W	33-13	at Cleveland	67,431	Brady	28	64	2.3	15	0
10/16	W	35-17	Cincinnati	66,829	Edelman	12	57	4.8	9	0
10/23	W	27-16	at Pittsburgh	66,009	Foster	7	24	3.4	7	0
10/30	W	41-25	at Buffalo	70,442	Bennett	2	10	5.0	6	0
11/06			BYE WEEK		Hogan	3	9	3.0	6	0
11/13	L	24-31	Seattle	66,829	Garoppolo	10	6	0.6	10	0
11/20	W	30-17	at San Francisco	70,178	Slater	1	5	5.0	5	0
11/27	W	22-17	at N.Y. Jets	78,160	Bolden	1	4	4.0	4	0
12/04	W	26-10	Los Angeles	66,829	Patriots	482	1872	3.9	44	19
12/12	W	30-23	Baltimore	66,829	Opponents	368	1417	3.9	45	6
12/18	W	16-3	at Denver	76,893						
12/24	W	41-3	N.Y. Jets	66,829						
01/01	W	35-14	at Miami	66,163						

## AFC PLAYOFFS

01/14	W	34-16	Houston	66,829
01/22	W	36-17	Pittsburgh	66,829
<b>SUPER BOWL LI (at Houston, Texas)</b>				
2/05	W	34-28	Atlanta OT	70,807

## TEAM STATISTICS

	PATS	OPP
<b>TOTAL FIRST DOWNS</b>	<b>351</b>	<b>294</b>
Rushing	109	81
Passing	203	190
Penalty	39	23
3rd Down: Made/Att	104/227	76/206
3rd Down Pct.	45.8	36.9
4th Down: Made/Att	8/12	7/18
4th Down Pct.	66.7	38.9
<b>POSSESSION AVG.</b>	<b>31:13</b>	<b>28:47</b>
<b>TOTAL NET YARDS</b>	<b>6180</b>	<b>5223</b>
Avg. Per Game	386.3	326.4
Total Plays	1056	998
Avg. Per Play	5.9	5.2

## NET YARDS RUSHING

Avg. Per Game	117.0	88.6
Total Rushes	482	368

## NET YARDS PASSING

Avg. Per Game	269.3	237.9
Sacked/Yards Lost	24/148	34/227
Gross Yards	4456	4033
Attempts/Completions	550/368	596/368
Completion Pct.	66.9	61.7
Had Intercepted	2	13

## PUNTS/AVERAGE

<b>TOTAL PUNTING AVG.</b>	<b>72/41.4</b>	<b>80/45.5</b>
<b>PENALTIES/YARDS</b>	<b>93/819</b>	<b>113/930</b>

## FUMBLES/BALL LOST

<b>TOUCHDOWNS</b>	<b>27/19</b>	<b>26/10</b>
Rushing	51	27
Passing	19	6
Returns	32	21
	0	0

## SCORE BY PERIODS

	1	2	3	4	OT	TOTAL
Patriots	130	112	106	93	0	441
Opponents	32	77	61	80	0	250

## SCORING

	TD	Ru	Pa	Rt	PAT	FG	S	TP
Gostkowski	0	0	0	0	46/49	27/32	0	127
Blount	18	0	0	0	0/0	0/0	0	108
Bennett	7	0	7	0	0/0	0/0	0	42
White	5	0	5	0	0/0	0/0	0	30
Amendola	4	0	4	0	0/0	0/0	0	24
Hogan	4	0	4	0	0/0	0/0	0	24
Mitchell	4	0	4	0	0/0	0/0	0	24
Edelman	3	0	3	0	0/0	0/0	0	20
Gronkowski	3	0	3	0	0/0	0/0	0	18
Brissett	1	1	0	0	0/0	0/0	0	6
Floyd	1	0	1	0	0/0	0/0	0	6
Lengel	1	0	1	0	0/0	0/0	0	6
Brown	0	0	0	0	0/0	0/0	1	2
Hightower	0	0	0	0	0/0	0/0	1	2
<b>Patriots</b>	<b>51</b>	<b>19</b>	<b>32</b>	<b>0</b>	<b>46/49</b>	<b>27/32</b>	<b>2</b>	<b>441</b>
<b>Opponents</b>	<b>27</b>	<b>6</b>	<b>21</b>	<b>0</b>	<b>23/24</b>	<b>21/29</b>	<b>0</b>	<b>250</b>

2-Pt. Conversions: Edelman, Team: 1-2, Opponents: 1-3.

PASSING	ATT	CMP	YARDS	CMP%	YDS/ATT	TD	TD%	INT	INT%	LG	SK/YDS	RATING
Brady	432	291	3554	67.4	8.23	28	6.5	2	0.5	79t	15/87	112.2
Garoppolo	63	43	502	68.3	7.97	4	6.3	0	0.0	37t	3/15	113.3
Brissett	55	34	400	61.8	7.27	0	0.0	0	0.0	58	6/46	83.9
<b>Patriots</b>	<b>550</b>	<b>368</b>	<b>4456</b>	<b>66.9</b>	<b>8.10</b>	<b>32</b>	<b>5.8</b>	<b>2</b>	<b>0.4</b>	<b>79t</b>	<b>24/148</b>	<b>109.5</b>
<b>Opponents</b>	<b>596</b>	<b>368</b>	<b>4033</b>	<b>61.7</b>	<b>6.77</b>	<b>21</b>	<b>3.5</b>	<b>13</b>	<b>2.2</b>	<b>66</b>	<b>34/227</b>	<b>84.4</b>

**SACKS:** Flowers 7.0, Sheard 5.0, Long 4.0, Ninkovich 4.0, Brown 3.0, Hightower 2.5, Branch 1.5, Butler 1.0, Chung 1.0, Collins 1.0, McClellin 1.0, Ryan 1.0, Valentine 1.0, Van Noy 1.0; Patriots 34.0, Opponents 24.0.

## FIELD GOALS

	1-19	20-29	30-39	40-49	50+
Gostkowski	0/0	9/9	7/9	9/10	2/4
<b>Patriots</b>	<b>0/0</b>	<b>9/9</b>	<b>7/9</b>	<b>9/10</b>	<b>2/4</b>
<b>Opponents</b>	<b>0/0</b>	<b>6/6</b>	<b>7/9</b>	<b>6/10</b>	<b>2/4</b>

**Gostkowski:** (476,536,326) (346,39N) (246,25G) (48N) (50N,31G) (466,316) (I) (516,326) (30G), (38G), (28G, 39N,296,41G) (286,486,456,45G) (I) (456,406,21G) (296,22G) (406,266,52N).

**OPPONENTS:** (47N) (27G) (I) (346,436,47N,44G) (I) (25G) (42N,326,466,446,54N) (23G,49N) (276,316,416, 23G) (33G) (516,548) (44G) (348,506,386,37G) (33G) (34N,29G) (I).

## STARTERS:

**OFFENSE:** WR Chris Hogan (14), Malcolm Mitchell (2), LT Nate Solder (15), Cameron Fleming (1), LG Joe Thuney (16); C David Andrews (16); RG Shaq Mason (15), Ted Karras (1); RT Marcus Cannon (15), Cameron Fleming (1); TE Martellus Bennett (9), Rob Gronkowski (6); 2nd WR Julian Edelman (13), Malcolm Mitchell (2); OB Tom Brady (12), Jacoby Brissett (2), Jimmy Garoppolo (2); RB LeGarrette Blount (8), Dion Lewis (4), James White (4); 2nd TE Martellus Bennett (3), Cameron Fleming (3) FB James Develin (4); 3rd WR Danny Amendola (4), Malcolm Mitchell (2), Michael Floyd (1); 2nd RB Dion Lewis (1).

**DEFENSE:** LE Chris Long (7), Alan Branch (8), Trey Flowers (1); DT Alan Branch (8), Malcolm Brown (5), Vincent Valentine (2), Woodrow Hamilton (1); DT Malcolm Brown (7), Anthony Johnson (1); RE Jabba Sheard (8), Trey Flowers (7), Malcolm Brown (1); LB Dont'a Hightower (13), Rob Ninkovich (11), Jamie Collins (6), Shea McClellin (4), Elandon Roberts (5), Jonathan Freemy (4), Kyle Van Noy (2); DB Duron Harmon (4), Eric Rowe (4), Justin Coleman (1), Cyrus Jones (1), Jonathan Jones (1); LCB Malcolm Butler (16); RCB Logan Ryan (13), Eric Rowe (3); S Patrick Chung (16), Devin McCourty (16).

**2016 Coaching Staff:** Steve Belichick, Safeties; Josh Boyer, Cornerbacks; Moses Cabrera, Head Strength and Conditioning; Brian Daboll, Tight Ends; Brendan Daley, Defensive Line; Ivan Fears, Running Backs; Brian Flores, Linebackers; James Hardy, Assistant Strength and Conditioning; Joe Judge, Special Teams; Josh McDaniels, Offensive Coordinator/Quarterbacks; Chad O'Shea, Wide Receivers; Matt Patricia, Defensive Coordinator; Dante Scarnecchia, Offensive Line; Jerry Shupinski, Assistant Quarterbacks; Ray Ventrone, Asst. Special Teams.

**Pro Bowl (4):** Tom Brady (12), Dont'a Hightower (1), Devin McCourty (3), ST Matthew Slater (6).

RECEIVING	NO	YDS	AVG	LG	TD
Edelman	98	1106	11.3	77t	3
White	60	551	9.2	61	5
Bennett	55	701	12.7	58	7
Hogan	38	680	17.9	79t	4
Mitchell	32	401	12.5	56t	4
Gronkowski	25	540	21.6	53t	3
Amendola	23	243	10.6	32	4
Lewis	17	94	5.5	16	0
Blount	7	38	5.4	16	0
Floyd	4	42	10.5	14t	1
Develin	3	18	6.0	13	0
Lengel	2	22	11.0	18t	1
Bolden	2	15	7.5	13	0
Garoppolo	1	3	3.0	3	0
Foster	1	2	2.0	2	0
<b>Patriots</b>	<b>368</b>	<b>4456</b>	<b>12.1</b>	<b>79t</b>	<b>32</b>
<b>Opponents</b>	<b>368</b>	<b>4033</b>	<b>11.0</b>	<b>66</b>	<b>21</b>

INTERCEPTIONS	NO	YDS	AVG	LG	TD
Butler	4	28	7.0	21	0
Ryan	2	44	22.0	46	0
Collins	2	31	15.5	18	0
Chung	1	4	4.0	4	0
Harmon	1	0	0.0	0	0
McCourt	1	0	0.0	0	0
Rowe	1	0	0.0	0	0
Van Noy	1	0	0.0	0	0
<b>Patriots</b>	<b>13</b>	<b>107</b>	<b>8.2</b>	<b>46</b>	<b>0</b>
<b>Opponents</b>	<b>2</b>	<b>16</b>	<b>8.0</b>	<b>14</b>	<b>0</b>

PUNTING	NO	YDS	AVG	NET	TB	IN20	LG	BLK
Allen	72	3217	44.7	41.4	5	23	57	0
<b>Patriots</b>	<b>72</b>	<b>3217</b>	<b>44.7</b>	<b>41.4</b>	<b>5</b>	<b>23</b>	<b>57</b>	<b>0</b>
<b>Opponents</b>	<b>80</b>	<b>3639</b>	<b>45.5</b>	<b>41.1</b>	<b>2</b>	<b>27</b>	<b>76</b>	<b>0</b>

PUNT RETURNS	NO	FC	YDS	AVG	LG	TD
Amendola	18	7	121	6.7	30	0
Edelman	15	7	135	9.0	23	0
C. Jones	11	3	46	4.2	13	0
Chung	1	1	7	7.0	7	0
<b>Patriots</b>	<b>45</b>	<b>18</b>	<b>309</b>	<b>6.9</b>	<b>30</b>	<b>0</b>
<b>Opponents</b>	<b>27</b>	<b>19</b>	<b>134</b>	<b>5.0</b>	<b>18</b>	<b>0</b>

KICK RETURNS	NO	YDS	AVG	LG	TD
C. Jones	8	180	22.5	43	0
Amendola	5	129	25.8	73	0
Develin	3	35	11.7	15	0
Edelman	3	44	14.7	19	0
Slater	3	52	17.3	19	0
Lewis	2	35	17.5	23	0
McCourt	2	9	4.5	9	0
White	2	28	14.0	18	0
Foster	1	30	30.0	30	0
<b>Patriots</b>	<b>29</b>	<b>542</b>	<b>18.7</b>	<b>73</b>	<b>0</b>
<b>Opponents</b>	<b>40</b>	<b>771</b>	<b>19.3</b>	<b>35</b>	<b>0</b>

# 2017 FINAL STATISTICS (13-3)

**HEAD COACH: BILL BELICHICK • AFC EAST DIVISION CHAMPIONS • HOME STADIUM: GILLETTE STADIUM**

Date	W/L	Score	Opp.	Att.
09/07	L	27-42	Kansas City	65,878
09/17	W	36-20	at New Orleans	73,168
09/24	W	36-33	Houston	65,878
10/01	L	30-33	Carolina	65,878
10/05	W	19-14	at Tampa Bay	64,476
10/15	W	24-17	at N.Y. Jets	77,562
10/22	W	23-7	Atlanta	65,878
10/29	W	21-13	L.A. Chargers	65,878
11/05			BYE WEEK	
11/12	W	41-16	at Denver	76,820
11/19	W	33-8	at Oakland*	77,357
11/26	W	35-17	Miami	65,878
12/03	W	23-3	at Buffalo	68,499
12/11	L	20-27	at Miami	65,548
12/17	W	27-24	at Pittsburgh	68,574
12/24	W	37-16	Buffalo	65,878
12/31	W	26-6	N.Y. Jets	65,878

\*Mexico City

## AFC PLAYOFFS

01/13	W	35-14	Tennessee	65,878
01/21	W	24-20	Jacksonville	65,878
<b>SUPER BOWL LII (at Minneapolis, Minn.)</b>				
02/04	L	33-41	Philadelphia	67,612

## TEAM STATISTICS

	PTS	OPP
<b>TOTAL FIRST DOWNS</b>	<b>389</b>	<b>325</b>
Rushing	107	98
Passing	232	204
Penalty	50	23
3rd Down: Made/Att	82/202	82/208
3rd Down Pct.	40.6	39.4
4th Down: Made/Att	8/13	10/23
4th Down Pct.	61.5	43.5
<b>POSSESSION AVG.</b>	<b>30:37</b>	<b>29:23</b>
<b>TOTAL NET YARDS</b>	<b>6307</b>	<b>5856</b>
Avg. Per Game	394.2	366.0
Total Plays	1070	1022
Avg. Per Play	5.9	5.7
<b>NET YARDS RUSHING</b>	<b>1889</b>	<b>1836</b>
Avg. Per Game	118.1	114.8
Total Rushes	448	390
<b>NET YARDS PASSING</b>	<b>4418</b>	<b>4020</b>
Avg. Per Game	276.1	251.3
Sacked/Yards Lost	35/201	42/299
Gross Yards	4619	4319
Attempts/Completions	587/389	590/367
Completion Pct.	66.3	62.2
Had Intercepted	8	12
<b>PUNTS/AVERAGE</b>	<b>58/43.4</b>	<b>67/44.9</b>
<b>NET PUNTING AVG.</b>	<b>58/40.5</b>	<b>67/39.8</b>
<b>FUMBLES/YARDS</b>	<b>95/835</b>	<b>111/1035</b>
<b>TOUCHDOWNS</b>	<b>13/4</b>	<b>19/6</b>
Rushing	16	6
Passing	32	24
Returns	1	3

SCORE BY PERIODS	1	2	3	4	OT	TOTAL
Patriots	92	179	96	91	0	458
Opponents	62	98	51	85	0	296

SCORING	TD	Ru	Pa	Rt	PAT	FG	S	TP
Gostkowski	0	0	0	0	45/47	37/40	0	156
D. Lewis	10	6	3	1	0/0	0/0	0	60
Gronkowski	8	0	8	0	0/0	0/0	0	50
Burkhead	8	5	3	0	0/0	0/0	0	48
Cooks	7	0	7	0	0/0	0/0	0	44
Gillislee	5	5	0	0	0/0	0/0	0	30
Hogan	5	0	5	0	0/0	0/0	0	30
White	3	0	3	0	0/0	0/0	0	18
Amendola	2	0	2	0	0/0	0/0	0	12
D. Allen	1	0	1	0	0/0	0/0	0	6
R. King	0	0	0	0	0/0	0/0	1	2
Lee	0	0	0	0	0/0	0/0	1	2
<b>Patriots</b>	<b>49</b>	<b>16</b>	<b>32</b>	<b>1</b>	<b>45/47</b>	<b>37/40</b>	<b>2</b>	<b>458</b>
<b>Opponents</b>	<b>33</b>	<b>6</b>	<b>24</b>	<b>3</b>	<b>30/31</b>	<b>22/31</b>	<b>0</b>	<b>296</b>

2-Pt. Conversions: Cooks, Gronkowski, TM 2-2, Opponents 1-2.

RUSHING	NO	YDS	AVG	LG	TD
D. Lewis	180	896	5.0	44	6
Gillislee	104	383	3.7	16	5
Burkhead	64	264	4.1	31	5
White	43	171	4.0	10	0
Bolden	13	67	5.2	20	0
Cooks	9	40	4.4	13	0
Brady	25	28	1.1	7	0
Hogan	3	17	5.7	13	0
Ebner	1	14	14.0	14	0
Dorsett	1	7	7.0	7	0
J. Hollister	1	5	5.0	5	0
Hoyer	4	-3	-0.8	0	0
<b>Patriots</b>	<b>448</b>	<b>1889</b>	<b>4.2</b>	<b>44</b>	<b>16</b>
<b>Opponents</b>	<b>390</b>	<b>1836</b>	<b>4.7</b>	<b>87</b>	<b>6</b>

RECEIVING	NO	YDS	AVG	LG	TD
Gronkowski	69	1084	15.7	53t	8
Cooks	65	1082	16.6	64t	7
Amendola	61	659	10.8	27	2
White	56	429	7.7	27	3
Hogan	34	439	12.9	47t	5
D. Lewis	32	214	6.7	20	3
Burkhead	30	254	8.5	23	3
Dorsett	12	194	16.2	39	0
D. Allen	10	86	8.6	22	1
Bennett	6	53	8.8	27	0
Develin	6	38	6.3	10	0
Britt	2	23	11.5	16	0
J. Hollister	4	42	10.5	19	0
Gillislee	1	15	15.0	15	0
Bolden	1	7	7.0	7	0
<b>Patriots</b>	<b>389</b>	<b>4619</b>	<b>11.9</b>	<b>64t</b>	<b>32</b>
<b>Opponents</b>	<b>367</b>	<b>4319</b>	<b>11.8</b>	<b>78t</b>	<b>24</b>

INTERCEPTIONS	NO	YDS	AVG	LG	TD
Harmon	4	12	3.0	12	0
Gilmore	2	59	29.5	39	0
M. Butler	1	-1	-0.5	1	0
Chung	1	30	30.0	30	0
Lee	1	8	8.0	8	0
J. Jones	1	6	6.0	6	0
McCourt	1	0	0.0	0	0
<b>Patriots</b>	<b>12</b>	<b>114</b>	<b>9.5</b>	<b>39</b>	<b>0</b>
<b>Opponents</b>	<b>8</b>	<b>63</b>	<b>7.9</b>	<b>29</b>	<b>1</b>

PUNTING	NO	YDS	AVG	NET	TB	IN20	LG	BLK
Allen	58	2515	43.4	40.5	3	24	60	0
<b>Patriots</b>	<b>58</b>	<b>2515</b>	<b>43.4</b>	<b>40.5</b>	<b>3</b>	<b>24</b>	<b>60</b>	<b>0</b>
<b>Opponents</b>	<b>67</b>	<b>3008</b>	<b>44.9</b>	<b>39.8</b>	<b>4</b>	<b>23</b>	<b>68</b>	<b>1</b>

PUNT RETURNS	NO	FC	YDS	AVG	LG	TD
Amendola	27	18	231	8.6	40	0
Reedy	4	0	32	8.0	13	0
Chung	1	3	0	0.0	0	0
<b>Patriots</b>	<b>32</b>	<b>21</b>	<b>263</b>	<b>8.2</b>	<b>40</b>	<b>0</b>
<b>Opponents</b>	<b>23</b>	<b>14</b>	<b>105</b>	<b>4.6</b>	<b>16</b>	<b>0</b>

KICK RETURNS	NO	YDS	AVG	LG	TD
D. Lewis	23	570	24.8	103t	1
McCourt	2	15	7.5	12	0
Amendola	1	16	16.0	16	0
Burkhead	1	17	17.0	17	0
Chung	1	4	4.0	4	0
<b>Patriots</b>	<b>28</b>	<b>622</b>	<b>22.2</b>	<b>103t</b>	<b>1</b>
<b>Opponents</b>	<b>58</b>	<b>1095</b>	<b>18.9</b>	<b>34</b>	<b>0</b>

**SACKS:** T. Flowers 6.5, Van Noy 5.5, Wise 5.0, M. Flowers 3.5, Lee 3.5, Brown 2.5, A. Butler 2.0, Harrison 2.0, Hightower 2.0, Roberts 2.0, Harris 1.5, M. Butler 1.0, Guy 1.0, J. Jones 1.0, Marsh 1.0, McCourty 1.0, (40-49) 1.0; Patriots 42.0, Opponents 35.0.

FIELD GOALS	1-19	20-29	30-39	40-49	50+
Gostkowski	0/0	16/16	9/9	8/11	4/4
<b>Patriots</b>	<b>0/0</b>	<b>16/16</b>	<b>9/9</b>	<b>8/11</b>	<b>4/4</b>
<b>Opponents</b>	<b>0/0</b>	<b>3/3</b>	<b>11/14</b>	<b>7/10</b>	<b>1/4</b>

**Gostkowski:** (256,326) (286,246,276) (0) (416,356,586) (276,236,456,486) (47N,28G) (29G,21G,38G) (25G,36G,43N,43G,43N,26G) (25G,28G) (62G,51G,40G,29G) (0) (50G,31G,39G) (46G,33G) (32G,46G) (21G,40G,34G) (21G).

**OPPONENTS:** 0 (46G,35G,49N) (39G,40G,31G,36G) (32G,48G) (56N,49N,31N) (28G) (37B,36N) (51B) (39G,33G,36G) (1) (28G) (49G) (30G,44G) (51G) (41G,23G,30G,50N) (48G,40N,35G).

## STARTERS:

**OFFENSE:** RB Brandin Cooks (15), Chris Hogan (1); LT Nate Solder (15), Cam Fleming (1); LG Joe Thuney (16); C David Andrews (14), Ted Karras (2); RG Shaq Mason (16); RT Marcus Cannon (7), Cam Fleming (5), LaAdrian Waddle (4); TE Rob Gronkowski (14), Dwayne Allen (2); 2nd WR Chris Hogan (6), Danny Amendola (6), Phillip Dorsett (2); QB Tom Brady (16); RB Dion Lewis (8) James White (4), Rex Burkhead (2), Mike Gillislee (2); 2nd TE Dwayne Allen (6), Jacob Hollister (1), Nate Solder (1); 3rd WR Danny Amendola (2); FB James Develin (7); 2nd RB Rex Burkhead (1).

**DEFENSE:** LE Lawrence Guy (10), Trey Flowers (3), Eric Lee (3); DT Alan Branch (5), Lawrence Guy (5), Adam Butler (3), Deatrich Wise Jr. (2), Ricky Jean Francois (1); DT Malcolm Brown (12), Trey Flowers (2), Alan Branch (1), Adam Butler (1); RE Trey Flowers (9), Adam Butler (2), Dont'a Hightower (1), Deatrich Wise Jr. (1); LB Elandon Roberts (14), Kyle Van Noy (12), Dont'a Hightower (4), David Harris (6), Marquis Flowers (2), Eric Lee (2), Cassius Marsh (1), Trevor Reilly (1); DB Jonathan Jones (4), Duron Harmon (2), Eric Rowe (2), Jordan Richards (1); LCB Malcolm Butler (15), Eric Rowe (1); RCB Stephon Gilmore (13), Johnson Bademosi (3); S Devin McCourty (16), Patrick Chung (11), Jordan Richards (4), Duron Harmon (1).

**2017 Coaching Staff:** Steve Belichick, Safeties: Josh Boyer, Cornerbacks: Moses Cabreria, Head Strengths and Conditioning: Nick Casey, Tight Ends: Brendan Daly, Defensive Line: Ivan Fears, Running Backs: Brian Flores, Linebackers: James Hardy, Assistant Strength and Conditioning: Joe Judge, Special Teams: Josh McDaniels, Offensive Coordinator/Quarterbacks: Chad O'Shea, Wide Receivers: Matt Patricia, Defensive Coordinator: Dante Scarnecchia, Offensive Line: Jerry Schuplini, Assistant Quarterbacks: Ray Ventrone, Assistant Special Teams.

**Pro Bowl (6):** Tom Brady (13), James Develin (1), Rob Gronkowski (5), Devin McCourty (4), ST Matthew Slater (7), Nate Solder (1).

PASSING	ATT	CMP	YARDS	CMP%	YDS/ATT	TD	TD%	INT	INT%	LG	SK/YDS	RATING
Brady	581	385	4577	66.3	7.88	32	5.5	8	1.4	64t	35/201	102.8
Hoyer	6	4	42	66.7	7.00	0	0.0	0	0.0	27	0/0	86.8
<b>Patriots</b>	<b>587</b>	<b>389</b>	<b>4619</b>	<b>66.3</b>	<b>7.87</b>	<b>32</b>	<b>5.5</b>	<b>8</b>	<b>1.4</b>	<b>64t</b>	<b>35/201</b>	<b>102.6</b>
<b>Opponents</b>	<b>590</b>	<b>367</b>	<b>4319</b>	<b>62.2</b>	<b>7.32</b>	<b>24</b>	<b>4.1</b>	<b>12</b>	<b>2.0</b>	<b>78t</b>	<b>42/299</b>	<b>89.5</b>

# 2018 FINAL STATISTICS (11-5)

HEAD COACH: BILL BELICHICK • AFC EAST DIVISION CHAMPIONS • HOME STADIUM: GILLETTE STADIUM

Date	W/L	Score	Opp.	Att.	RUSHING	NO	YDS	AVG	LG	TD	FIELD GOALS	1-19	20-29	30-39	40-49	50+
09/09	W	27-20	Houston	65,878	Michel	209	931	4.5	34t	6	Gostkowski	0/0	11/11	10/10	4/6	2/5
09/16	L	20-31	at Jacksonville	68,527	White	94	425	4.5	27t	5	Patriots	0/0	11/11	10/10	4/6	2/5
09/23	L	10-26	Detroit	61,769	C. Patterson	42	228	5.4	27	1	Opponents	0/0	4/4	10/12	8/10	3/3
09/30	W	38-7	Miami	65,878	Burkhead	57	186	3.3	12	0						
10/04	W	38-24	Indianapolis	65,878	Edelman	9	107	11.9	20	0						
10/14	W	43-40	Kansas City	65,878	Barner	19	71	3.7	11	0						
10/21	W	38-31	at Chicago	62,389	Brady	23	35	1.5	10	2						
10/29	W	25-6	at Buffalo	70,109	Dorsett	4	29	7.3	17	0						
11/04	W	31-17	Green Bay	65,878	Hill	4	25	6.3	11	0						
11/11	L	10-34	Tennessee	69,363	Develin	6	8	1.3	2t	4						
11/18	W	27-13	at N.Y. Jets	77,982	Hoyer	11	-8	-7	2	0						
12/02	W	24-10	Minnesota	65,878	Patriots	478	2037	4.3	34t	18						
12/09	L	33-34	at Miami	66,087	Opponents	367	1803	4.9	54t	7						
12/16	L	10-17	Pittsburgh	65,280												
12/23	W	24-12	Buffalo	65,878												
12/30	W	38-3	N.Y. Jets	65,878												

## AFC PLAYOFFS

01/13	W	41-28	L.A. Chargers	65,878
01/20	W	37-31	at Kansas City OT	77,034

## SUPER BOWL LIII (at Atlanta, Ga.)

02/03	W	13-3	L.A. Rams	70,081
-------	---	------	-----------	--------

## TEAM STATISTICS

	PATS	OPP
Total First Downs	365	322
Rushing	131	93
Passing	206	208
Penalty	28	21
3rd Down: Made/Att	82/201	76/197
3rd Down Pct.	40.8	38.6
4th Down: Made/Att	7/14	6/16
4th Down Pct.	50.0	37.5
Possession Avg.	31:05	28:55
Total Net Yards	6295	5746
Avg. Per Game	393.4	359.1
Total Plays	1073	1002
Avg. Per Play	5.9	5.7
Net Yards Rushing	2037	1803
Avg. Per Game	127.3	112.7
Total Rushes	478	367
Net Yards Passing	4528	3943
Avg. Per Game	266.1	246.4
Sacked/Yards Lost	21/37	30/238
Gross Yards	4405	4181
Attempts/Completions	574/378	605/370
Completion Pct.	65.9	61.2
Had Intercepted	11	18
Punts/Average	64/45.1	71/40.8
Net Punting Avg.	64/39.5	71/37.2
Penalties/Yards	93/744	91/838
Fumbles/Ball Lost	11/7	20/10
Touchdowns	51	36
Rushing	18	7
Passing	29	29
Returns	4	0

SCORE BY PERIODS	1	2	3	4	OT	TOTAL
Patriots	88	157	74	117	0	436
Opponents	80	81	80	84	0	325

SCORING	TD	R	Pa	Rt	PAT	FG	S	TP
Gostkowski	0	0	0	0	49/50	27/32	0	130
White	12	5	7	0	0/0	0/0	0	72
Edelman	6	6	0	0	0/0	0/0	0	36
Michel	6	6	0	0	0/0	0/0	0	36
C. Patterson	5	1	3	1	0/0	0/0	0	30
Develin	4	4	0	0	0/0	0/0	0	24
Dorsett	3	0	3	0	0/0	0/0	0	18
Gordon	3	0	3	0	0/0	0/0	0	18
Gronkowski	3	0	3	0	0/0	0/0	0	18
Hogan	3	0	3	0	0/0	0/0	0	18
Brady	2	2	0	0	0/0	0/0	0	12
Van Noy	2	0	0	2	0/0	0/0	0	12
Burkhead	1	0	1	0	0/0	0/0	0	6
D. McCourty	1	0	0	1	0/0	0/0	0	6
Patriots	51	18	29	4	49/50	27/32	0	436
Opponents	36	7	29	0	34/34	25/29	0	325

2-Pt. Conversions: TM 0-1, Opponents 0-1.

## RECEIVING

	NO	YDS	AVG	LG	TD
White	87	751	8.6	42	7
Edelman	74	850	11.5	36	6
Gronkowski	47	682	14.5	42	3
Gordon	40	720	18.0	55t	3
Hogan	35	532	15.2	63t	3
Dorsett	32	290	9.1	20	3
C. Patterson	21	247	11.8	55t	3
Burkhead	14	131	9.4	25	1
Develin	12	61	5.1	11	0
J. Hollister	7	50	7.1	13	0
D. Allen	4	52	13.0	23	0
Hill	3	27	9.0	21	0
Brady	1	6	6.0	6	0
Hill	1	6	6.0	6	0
Patriots	378	4405	11.7	63t	29
Opponents	370	4181	11.3	75t	29

## INTERCEPTIONS

	NO	YDS	AVG	LG	TD
Harmon	4	0	0.0	0	0
J. Jones	3	34	11.3	28	0
Jackson	3	9	3.0	9	0
Gilmore	2	0	0.0	0	0
D. McCourty	1	84	84.0	84t	1
Hightower	1	27	27.0	27	0
Chung	1	2	2.0	2	0
Bentley	1	0	0.0	0	0
J. McCourty	1	0	0.0	0	0
Van Noy	1	0	0.0	0	0
Patriots	18	156	8.7	84t	1
Opponents	11	67	6.1	19	0

## PUNTING

	NO	YDS	AVG	NET	TB	IN	LG	BLK
R. Allen	64	2885	45.1	39.5	5	21	66	0
Patriots	64	2885	45.1	39.5	5	21	66	0
Opponents	71	2899	40.8	37.2	3	19	57	2

## PUNT RETURNS

	NO	FC	YDS	AVG	LG	TD
Edelman	20	11	154	7.7	25	0
C. Jones	5	1	45	9.0	24	0
McCarroll	1	3	0	0.0	0	0
Patriots	26	15	199	7.7	25	0
Opponents	25	8	255	10.2	33	0

## KICK RETURNS

	NO	YDS	AVG	LG	TD
C. Patterson	23	663	28.8	95t	1
Michel	4	77	19.3	26	0
Develin	1	15	15.0	15	0
Patriots	28	755	27.9	95t	1
Opponents	42	1034	24.6	97	0

SACKS: T. Flowers 7.5, Wise 4.5, Van Noy 3.5, Butler 3.0, Clayborn 2.5, Simon 2.0, J. Jones 1.5, Gilmore 1.0, Guy 1.0, Hightower 1.0, Rivers 1.0, Roberts 1.0, Chung 0.5  
Patriots 30.0, Opponents 21.0

GOSTKOWSKI: (396,356) (54N,296,466) (366) (206) (456) (486,246,396,506,286) (296) (256,406,386,50N,256) (286) (526,52N) (346,326) (206,48N) (42N,326, 226) (336) (246) (386).

OPPONENTS: (426,366) (286) (386,256,326,306) (0) (38N,546) (426,436,246,306) (466) (476,516) (296) (336,316) (556,386) (48N,396) (0) (32N,486) (43N,356,416) (406)

## STARTERS:

Offense: WR Josh Gordon (11), Chris Hogan (3), Cordarrelle Patterson (1), Phillip Dorsett (1); LT Trent Brown (16); LG Joe Thuney (16); C David Andrews (16); RG Shaq Mason (14), Ted Karras (2); RT Marcus Cannon (13), LaAdrian Waddle (3); TE Rob Gronkowski (11), Dwayne Allen (5); 2nd WR Julian Edelman (12), Phillip Dorsett (1); QB Tom Brady (16); RB Sony Michel (8), Rex Burkhead (4), James White (3), Cordarrelle Patterson (1); 2nd TE Dwayne Allen (2); FB James Develin (9); 3rd WR Chris Hogan (4), Cordarrelle Patterson (3); 3rd TE Jacob Hollister (1).

Defense: LE Trey Flowers (15), Ja'Whuan Bentley (1); DT Lawrence Guy (15), Deatrich Wise Jr. (1); DT Malcolm Brown (14), Danny Shelton (1), Deatrich Wise Jr. (1); RE Keionta Davis (3), Deatrich Wise Jr. (3), Adrian Clayborn (1), John Simon (1); LB Dont'a Hightower (13), Ja'Whuan Bentley (2), Elandon Roberts (1); LB Kyle Van Noy (8), Dont'a Hightower (1), Elandon Roberts (6), Dont'a Hightower (2); LB Kyle Van Noy (8), Elandon Roberts (3); LB Elandon Roberts (1), John Simon (1); DB Jonathan Jones (5), Duron Harmon (4), J.C. Jackson (3); LCB Jason McCourty (12), J.C. Jackson (2), Eric Rowe (2); RCB Stephon Gilmore (16); S Patrick Chung (14), Duron Harmon (2); S Devin McCourty (16).

2018 Coaching Staff: Cameron Achord, Assistant Special Teams; Steve Belichick, Safeties; Josh Boyer, Cornerbacks; Moses Cabrera, Head Strength and Conditioning; Nick Caley, Tight Ends; Brendan Daly, Defensive Line; Ivan Fears, Running Backs; Brian Flores, Linebackers; Joe Judge, Special Teams; Deron Mayo, Assistant Strength and Conditioning; Josh McDaniels, Offensive Coordinator/Quarterbacks; Chad O'Shea, Wide Receivers; Dante Scarnecchia, Offensive Line; Jerry Schuplin, Assistant Quarterbacks.

Pro Bowl (2): Tom Brady (14), Stephon Gilmore (2).



**HEAD COACH: BILL BELICHICK • AFC EAST DIVISION CHAMPIONS • HOME STADIUM: GILLETTE STADIUM**

## RESULTS

# 2020 FINAL STATISTICS (7-9)

HEAD COACH: BILL BELICHICK • THIRD IN AFC EAST • HOME STADIUM: GILLETTE STADIUM

Date	W/L	Score	Opp.	Att.
09/13	W	21-11	Miami	
09/20	L	30-35	at Seattle	
09/27	W	36-20	Las Vegas	
10/05	L	10-26	at Kansas City	12,729
10/11			BYE WEEK	
10/18	L	12-18	Denver	
10/25	L	6-33	San Francisco	
11/01	L	21-24	at Buffalo	
11/09	W	30-27	at N.Y. Jets	
11/15	W	23-17	Baltimore	
11/22	L	20-27	at Houston	12,503
11/29	W	20-17	Arizona	
12/06	W	45-0	at L.A. Chargers	
12/10	L	3-24	at L.A. Rams	
12/20	L	12-22	at Miami	13,354
12/28	L	9-38	Buffalo	
01/03	W	28-14	N.Y. Jets	

TEAM STATISTICS	PATS	OPP
Total First Downs	332	339
Rushing	143	131
Passing	157	187
Penalty	32	21
3rd Down: Made/Att	76/187	76/186
3rd Down Pct.	40.9	40.9
4th Down: Made/Att	9/17	9/16
4th Down Pct.	52.9	56.3
Posession Avg.	28:58	31:02
Total Net Yards	5236	5660
Avg. Per Game	327.3	353.8
Total Plays	979	982
Avg. Per Play	5.3	5.8
Net Yards Rushing	2346	2103
Avg. Per Game	146.6	131.4
Total Rushes	502	464
Net Yards Passing	2890	3557
Avg. Per Game	180.6	222.3
Sacked/Yards Lost	37/234	24/165
Gross Yards	3124	3722
Attempts/Completions	440/283	494/333
Completion Pct.	64.3	67.4
Had Intercepted	14	18
Punts/Average	55/48.7	52/46.0
Net Punting Avg.	55/45.6	52/37.9
Penalties/Yards	62/534	82/639
Fumbles/Ball Lost	19/5	11/4
Touchdowns	36	41
Rushing	20	17
Passing	12	22
Returns	4	2

SCORE BY PERIODS	1	2	3	4	OT	TOTAL
Patriots	38	104	82	102	0	326
Opponents	69	115	86	83	0	353

SCORING	TD	Ru	Pa	Rt	PAT	FG	S	TP
Folk	0	0	0	0	30/33	26/28	0	108
Newton	13	12	1	0	0/0	0/0	0	78
Burkhead	6	3	3	0	0/0	0/0	0	36
White	3	2	1	0	0/0	0/0	0	18
Harris	2	2	0	0	0/0	0/0	0	12
Harry	2	0	2	0	0/0	0/0	0	12
D.McCourt	2	0	2	0	0/0	0/0	0	12
Michel	2	1	1	0	0/0	0/0	0	12
Olszewski	2	0	1	1	0/0	0/0	0	12
Asiasi	1	0	1	0	0/0	0/0	0	6
Byrd	1	0	1	0	0/0	0/0	0	6
Johnson	1	0	1	0	0/0	0/0	0	6
Wise	1	0	0	1	0/0	0/0	0	6
Meyers	0	0	0	0	0/0	0/0	0	2
Patriots	36	20	12	4	30/33	26/28	0	326
Opponents	41	17	22	2	37/39	22/27	0	353

2-Pt. Conversions: Patriots, 11-13; Opponents 2-2.

RUSHING	NO	YDS	AVG	LG	TD
Harris	137	691	5.0	41	2
Newton	137	592	4.3	49	12
Michel	79	449	5.7	48	1
Burkhead	67	274	4.1	18	3
White	35	121	3.5	10	2
Taylor	23	110	4.8	28	0
Olszewski	5	23	4.6	12	0
Edelman	2	22	11.0	23	0
Zuber	2	21	10.5	13	0
Byrd	2	15	7.5	11	0
Meyers	2	9	4.5	7	0
Hoyer	1	8	8.0	8	0
Stidham	7	7	1.0	6	0
Moncrief	1	4	4.0	4	0
Harry	2	0	0.0	2	0
Patriots	502	2346	4.7	49	20
Opponents	464	2103	4.5	35	17

RECEIVING	NO	YDS	AVG	LG	TD
Meyers	59	729	12.4	35	0
White	49	375	7.7	34	1
Byrd	47	604	12.9	42	1
Harry	33	309	9.4	30	2
Burkhead	25	192	7.7	24	3
Edelman	21	315	15.0	49	0
Izzo	13	199	15.3	50	0
Johnson	8	35	4.4	12	1
Michel	7	114	16.3	31	1
Olszewski	5	62	12.4	38	1
Harris	5	52	10.4	15	0
Keene	3	16	5.3	8	0
Asiasi	2	39	19.5	26	1
Newton	2	35	17.5	19	1
Zuber	2	29	14.5	16	0
Moncrief	1	15	15.0	15	0
Taylor	1	4	4.0	4	0
Patriots	283	3124	11.0	50	12
Opponents	333	3722	11.2	54	22

INTERCEPTIONS	NO	YDS	AVG	LG	TD
Jackson	9	80	8.9	30	0
D. McCourt	2	62	31.0	43	1
Phillips	2	5	2.5	5	0
Jones	2	0	0.0	0	0
Gilmore	1	15	15.0	15	0
Bryant	1	0	0.0	0	0
Winovich	1	0	0.0	0	0
Patriots	18	162	9.0	43	1
Opponents	14	256	18.3	79	2

PUNTING	NO	YDS	AVG	NET	TB	IN	LG	BLK
Bailey	55	2678	48.7	45.6	5	31	71	0
Patriots	55	2678	48.7	45.6	5	31	71	0
Opponents	52	2390	46.0	37.9	3	18	65	0

PUNT RETURNS	NO	FC	YDS	AVG	LG	TD
Olszewski	20	11	346	17.3	70	1
Byrd	2	5	0	0.0	0	0
Taylor	1	0	11	11.0	11	0
Patriots	23	16	357	15.5	70	1
Opponents	12	18	71	5.9	20	0

KICK RETURNS	NO	YDS	AVG	LG	TD
Olszewski	18	418	23.2	33	0
Moncrief	7	165	23.6	53	0
Taylor	4	87	21.8	28	0
Dugger	2	47	23.5	30	0
Patriots	31	717	23.1	53	0
Opponents	32	680	21.3	49	0

PASSING	ATT	CMP	YARDS	CMP%	YDS/ATT
Newton	368	242	2657	65.8	7.22
Stidham	44	22	256	50.0	5.82
Hoyer	24	15	130	62.5	5.42
Edelman	2	2	38	100.0	19.00
Meyers	2	2	43	100.0	21.50
Patriots	440	273	3124	64.3	7.10
Opponents	494	333	3722	67.4	7.53

**SACKS:** Winovich 5.5, Butler 4.0, Wise 2.5, Calhoun 2.0, Taylor 2.0, Simon 2.0, Bentley 1.5, Rivers 1.5, Cowart 1.0, Phillips 1.0, Uche 1.0.  
**Patriots 24.0, Opponents 37.0**

FIELD GOALS	1-19	20-29	30-39	40-49	50+
Folk	0/0	6/6	7/7	11/12	2/3
Patriots	0/0	6/6	7/7	11/12	2/3
Opponents	0/0	8/8	5/5	6/9	3/5

**FOLK:** (45N) (51N,25G) (33G,23G,32G) (43G) (41G,38G) (40G,41G) (43G,33G) (45G,29G,51G)(20G) (45G,36G) (22G,50G) (32G) (29G) (45G,36G,46G,42G) (45G) (0)

**OPPONENTS:** (46G) (0) (29G,41N,25G) (23G,39G) (45G,44G,27G,52G,20G,54G) (41G,32G) (28G) (35G,50G) (24G) (36G,46G) (47G,45N) (46G,58R) (35G) (52N) (22G) (0)

## STARTERS

**Offense:** WR N. Harry (8), J. Meyers (8); LT Isaiah Wynn (9), Justin Herron (4), Jermaine Elumemoru (3); LG Joe Thuney (14), Mike Onwenu (1), Isaiah Wynn (1); C David Andrews (12), James Ferentz (2), Joe Thuney (2); RG Shaq Mason (13), Mike Onwenu (3); RT Mike Onwenu (10), Jermaine Elumemoru (5); TE Ryan Izzo (12), Devin Asiasi (3), Justin Herron (1); 2nd WR Damien Byrd (14), Julian Edelman (1); QB Cam Newton (15), Brian Hoyer (1); RB Damien Harris (10), Sony Michel (6); FB Jakob Johnson (10); 3rd T Mike Onwenu (2), Justin Herron (1); 3rd WR Gunner Olszewski (2), Jakobi Meyers (1), N'Keal Harry (1).

**Defense:** LE John Simon (16); DL Lawrence Guy 14, Nick Thurman (1), Adam Butler (1); RE Deatrich Wise Jr. (7), Chase Winovich (6), Tashawn Bower (2), Carl Davis (1); 3rd DL Adam Butler (1); LB Ja'Whuan Bentley (15), Brandon Copeland (4), Terez Hall (4), Anfernee Jennings (4), Chase Winovich (3), Tashawn Bower (1), Josh Uche (1), Tashawn Bower (1); Nickel Kyle Dugger (7), Jonathan Jones (7), Terrence Brooks (1), Dime Terrence Brooks (1), J.C. Jackson (1); LCB Jason McCourt (11), J.C. Jackson (5); RCB Stephon Gilmore (11), J.C. Jackson (5), S Devin McCourt (16); S Adrian Phillips (16).

**2020 Coaching Staff:** Cam Achord, Special Teams Coordinator; Brian Belichick, Safeties; Steve Belichick, Outside Linebackers; Carmen Brillico, Offensive Line; Troy Brown, Running Backs, Kick Returners; Moses Cabrera, Head Strength and Conditioning; Nick Caley, Tight Ends, Fullbacks; DeMarcus Covington, Defensive Line; Ivan Fears, Running Backs; Jedd Fisch, Quarterbacks; Joe Houston, Special Teams Assistant; Mick Lombardi, Wide Receivers; Deron Mayo, Strength and Conditioning Assistant; Jerod Mayo, Inside Linebackers; Josh McDaniels, Offensive Coordinator; Mike Pellegrino, Cornerbacks; Cole Popovich, Offensive Line.

**Pro Bowl (3):** Jake Bailey (1), Stephon Gilmore (4), Matthew Slater (9).

TD	TD%	INT	INT%	LG	SK/YDS	RATING
8	2.2	10	2.7	50	31/195	82.9
2	4.5	3	6.8	38	4/21	54.7
0	0.0	1	4.2	25	2/18	59.4
0	0.0	0	0.0	22	0/0	118.8
2	100.0	0	0.0	24	0/0	158.3
12	2.7	14	3.2	50	37/234	81.1
22	4.5	18	3.6	54	24/165	89.3



# OFFENSIVE AND DEFENSIVE RANKINGS

YEAR	OFFENSE			DEFENSE		
	TOTAL	RUSH	PASS	TOTAL	RUSH	PASS
2020	327.3 (27)	146.6 (4)	180.6 (30)	353.8 (15)	131.4 (26)	222.3 (8)
2019	354.0 (15)	106.4 (18)	247.6 (8)	275.9 (1)	95.5 (6)	180.4 (2)
2018	393.4 (5)	127.3 (5)	266.1 (8)	359.1 (21)	112.7 (11)	246.4 (22)
2017	394.2 (1)	118.1 (10)	276.1 (2)	366.1 (29)	114.8 (20)	251.3 (30)
2016	386.3 (4)	117.0 (7)	269.3 (4)	326.4 (8)	88.6 (31)	237.9 (12)
2015	374.4 (6)	87.8 (30)	286.7 (5)	339.4 (9)	98.8 (9)	240.7 (17)
2014	365.5 (11)	107.9 (18)	257.6 (9)	344.1(13)	104.3 (9)	239.8 (17)
2013	384.5 (7)	129.1 (9)	255.4 (10)	373.1 (26)	134.1 (30)	239.0 (18)
2012	427.9 (1)	136.5 (7)	291.4 (4)	373.3 (25)	101.9 (9)	271.4 (29)
2011	428.0 (2)	110.3 (20)	317.8 (2)	411.1 (31)	117.1 (17)	293.9 (31)
2010	363.8 (8)	123.3 (9)	240.4 (11)	366.5 (25)	108.0 (11)	258.5 (30)
2009	397.3 (3)	120.1 (12)	277.3 (3)	320.2 (11)	110.5 (13)	209.7 (12)
2008	365.4 (5)	142.2 (6)	223.1 (12)	309.0 (10)	107.6 (15)	201.4 (11)
2007	411.3 (1)	115.6 (13)	295.7 (1)	288.3 (4)	98.3 (10)	190.1 (6)
2006	335.6 (11)	123.1 (12)	212.5 (12)	294.4 (6)	94.2 (5)	200.2 (12)
2005	352.0 (7)	94.5 (24)	257.5 (2)	330.2 (26)	98.8 (8)	231.4 (31)
2004	357.6 (7)	133.4 (7)	224.3 (11)	310.58 (9)	98.3 (6)	212.5 (17)
2003	314.9 (17)	100.4 (27)	214.5 (9)	291.6 (7)	89.6 (4)	202.0 (15)
2002	317.8 (21)	94.3 (28)	223.6 (12)	336.1 (23)	137.4 (31)	198.7 (11)
2001	305.1 (19)	112.1 (13)	193.1 (22)	334.5 (24)	115.9 (19)	218.6 (24)
2000	285.7 (22)	86.9 (26)	198.8 (19)	334.6 (20)	114.4 (21)	220.1 (21)
1999	316.4 (18)	89.1 (23)	227.3 (10)	300.5 (8)	112.2 (20)	188.3 (7)
1998	321.3 (11)	92.5 (27)	228.8 (5)	323.9 (20)	96.7 (7)	227.2 (25)
1997	313.4 (15)	91.5 (26)	221.9 (7)	317.8 (19)	101.1 (5)	216.8 (23)
1996	335.6 (7)	91.8 (26)	243.8 (3)	331.6 (19)	93.9 (6)	237.7 (28)
1995	341.1 (12)	116.6 (10)	224.4 (15)	360.3 (28)	117.4 (22)	242.9 (25)
1994	361.0 (4)	83.3 (27)	277.8 (1)	325.4 (18)	110.0 (19)	215.4 (16)
1993	316.6 (12)	111.3 (13)	205.3 (12)	299.8 (13)	121.9 (22)	177.8 (4)
1992	224.0 (27)	96.6 (22)	127.1 (26)	315.5 (19)	121.9 (22)	193.6 (17)
1991	279.6 (22)	91.7 (18)	187.9 (16)	339.4 (26)	98.7 (9)	240.8 (27)
1990	260.2 (26)	87.4 (25)	172.8 (20)	356.1 (27)	167.3 (28)	188.8 (13)
1989	341.0 (8)	109.3 (19)	231.7 (6)	352.8 (23)	123.6 (17)	229.1 (23)
1988	268.3 (27)	132.5 (9)	135.8 (27)	292.6 (5)	131.2 (19)	161.4 (3)
1987	296.9 (23)	118.1 (20)	178.9 (24)	325.1 (11)	118.5 (14)	206.6 (15)
1986	332.9 (13)	85.8 (28)	247.1 (4)	323.8 (16)	137.7 (24)	186.1 (6)
1985	343.7 (9)	145.7 (6)	198.0 (14)	294.6 (7)	103.4 (6)	191.2 (9)
1984	328.9 (14)	127.0 (11)	201.9 (16)	318.7 (9)	117.8 (12)	200.8 (12)
1983	331.9 (13)	162.8 (5)	169.1 (25)	348.5 (20)	142.6 (21)	205.9 (17)
1982	292.6 (21)	149.7 (2)	142.9 (28)	312.0 (13)	143.2 (25)	168.8 (5)
1981	335.1 (4)	127.5 (15)	223.9 (6)	364.2 (25)	184.4 (28)	179.8 (6)
1980	339.7 (10)	140.0 (7)	199.7 (12)	297.6 (8)	117.3 (11)	180.4 (7)
1979	341.9 (8)	140.8 (14)	201.1 (8)	270.2 (3)	110.6 (6)	159.6 (8)
1978	372.8 (1)	197.8 (1)	175.0 (9)	288.4 (9)	115.8 (4)	172.7 (21)
1977	307.9 (11)	164.5 (14)	143.4 (6)	259.99 (5)	114.6 (2)	145.2 (15)
1976	335.3 (8)	210.6 (2)	124.7 (20)	287.3 (11)	131.9 (8)	155.4 (16)
1975	305.9 (13)	131.8 (16)	174.1 (10)	318.9 (14)	158.6 (19)	160.3 (12)
1974	319.6 (6)	152.4 (6)	167.1 (8)	290.5 (13)	113.4 (4)	177.1 (22)
1973	274.5 (17)	115.1 (23)	159.4 (10)	299.1 (18)	203.6 (26)	95.6 (2)
1972	260.5 (21)	109.4 (22)	151.9 (15)	374.9 (26)	194.4 (26)	180.1 (4)
1971	254.0 (21)	119.2 (23)	134.8 (23)	290.9 (15)	137.0 (6)	153.9 (14)
1970	187.6 (26)	74.3 (26)	113.3 (26)	304.4 (23)	148.1 (26)	156.2 (10)

BOSTON'S HOME FOR SPORTS



Official Flagship Station of the Safety Insurance Patriots Radio Network

## OUR GAME DAY COVERAGE INCLUDES

PRE GAME 3 HOURS BEFORE KICK-OFF

POST GAME REACTION FOR  
3 HOURS FOLLOWING THE GAME

**BOB SOCCI**

**SCOTT ZOLAK**

# ONLY LOCAL CALL OF THE GAME

Listen Live  at [985TheSportsHub.com](http://985TheSportsHub.com) or on The Sports Hub App

New England Patriots trademarks, including the Patriots logo, are the property of New England Patriots LLC, and are used pursuant to a licensing agreement with New England Patriots LLC.

# RECORDS



# PATRIOTS ALL-TIME LEADERS

## ALL-TIME LEADING RUSHERS (BASED ON RUSHING YARDAGE)

Name	Years	No.	Yds	Avg	Lg	TD
1. Sam Cunningham	1973-79, 81-82	1,385	5,453	3.9	75t	43
2. Jim Nance	1965-71	1,323	5,323	4.0	65t	45
3. Tony Collins	1981-87	1,191	4,647	3.9	54	32
4. Curtis Martin	1995-97	958	3,799	4.0	70t	32
5. Kevin Faulk	1999-2011	864	3,607	4.2	45t	16
6. Don Calhoun	1975-81	820	3,391	4.1	73	23
7. John Stephens	1988-92	891	3,249	3.9	52	17
8. Corey Dillon	2004-06	753	3,180	4.2	50	37
9. Larry Garron	1960-68	759	2,981	3.9	85	14
10. LeGarrette Blount	2013-16	677	2,917	4.3	47t	34
11. Stevan Ridley	2011-14	649	2,817	4.3	43	22
12. Antowain Smith	2001-03	721	2,781	3.9	44	21
13. Craig James	1984-88	585	2,469	4.2	73	11
14. Leonard Russell	1991-93	689	2,437	3.5	24	13
15. Laurence Maroney	2006-09	582	2,430	4.2	59t	21
16. Mosi Tatupu	1978-90	612	2,415	4.0	55	18
17. Sony Michel	2018-20	535	2,292	4.3	48	14
18. Carl Garrett	1969-72	537	2,235	4.2	80t	15
19. Steve Grogan	1975-90	445	2,176	4.9	41t	35
20. BenJarvus Green-Ellis	2008-11	510	2,064	4.1	33t	29
21. Andy Johnson	1974-81	491	2,017	4.1	69t	13
22. Ron Burton	1960-65	429	1,536	3.6	77	9
23. Sammy Morris	2007-10	334	1,486	4.5	55	12
24. Dion Lewis	2015-17	293	1,413	4.8	44	8
25. Horace Ivory	1977-81	329	1,336	4.1	52	14
26. Mack Herron	1973-75	353	1,298	3.7	53	9
27. Robert Perryman	1987-90	369	1,294	3.5	48	9
28. James White	2014-20	309	1,240	4.0	32	10
29. Danny Woodhead	2010-12	250	1,199	4.8	36t	10
30. Vagas Ferguson	1980-82	290	1,163	4.0	44	5
31. Robert Edwards	1998	291	1,115	3.8	53	9
32. Jim Crawford	1960-64	302	1,078	3.6	39	5
33. Tom Brady	2000-19	606	1,037	1.7	22	22
34. Rex Burkhead	2017-20	253	1,026	4.1	33t	11
35. Brandon Bolden	2012-17, 19	231	980	4.2	46	9
36. Josh Ashtun	1972-74	247	950	3.8	35	3
37. Vito "Babe" Parilli	1961-67	228	949	4.2	33t	14
38. Shane Vereen	2011-14	217	907	4.2	21	7
39. Terry Allen	1999	254	896	3.5	39	8
40. Jim Plunkett	1971-75	159	817	5.1	37	9
41. Mark van Eeghen	1982-83	177	744	4.2	17	2
42. Robert Weathers	1982-86	159	733	4.6	77	4
43. Marion Butts	1994	243	703	2.9	26	8
44. Damien Harris	2019-20	141	703	5.0	41	2
45. Jon Vaughn	1991-92	144	597	4.3	36	3
46. Cam Newton	2020	137	592	4.3	49	12
47. Billy Lott	1961-63	143	573	4.0	38	7
48. Reggie Dupard	1986-89	186	571	3.1	49	6
49. John Tarver	1972-74	155	554	3.6	28	7
50. Drew Bledsoe	1993-2001	270	553	2.1	25	2

## 100-YARD RUSHING GAMES

### Career

1. Nance, J. ....	17
2. Martin, C. ....	14

### Season

1. Martin, C. ....	9 (1995)
Dillon, C. ....	9 (2004)
2. Nance, J. ....	8 (1966)

### Consecutive Games

1. Martin, C. ....	5 (11/26/95-12/23/95)
Nance, J. ....	5 (11/13/66-12/11/66)
Dillon, C. ....	5 (10/17/04 - 11/14/04)
2. Calhoun, D. ....	4 (11/14/76-12/5/76)

# TOP 10s

## BY RUSHING ATTEMPTS

Name	Att.
1. Cunningham, S. ....	1,385
2. Nance, J. ....	1,323
3. Collins, T. ....	1,191
4. Martin, C. ....	958
5. Stephens, J. ....	891
6. Faulk, K. ....	864
7. Calhoun, D. ....	820
8. Garron, L. ....	759
9. Dillon, C. ....	753
10. Smith, A. ....	721

## BY RUSHING TDS

Name	TDs
1. Nance, J. ....	45
2. Cunningham, S. ....	43
3. Dillon, C. ....	37
4. Grogan, S. ....	35
5. Blount, L. ....	34
6. Collins, T. ....	32
Martin, C. ....	32
8. Green-Ellis, B. ....	29
9. Calhoun, D. ....	23
10. Brady, T. ....	22
Ridley, S. ....	22

## BY RUSHING AVERAGE (Minimum 450 Carries)

Name	Avg.
1. Blount, L. ....	4.3
Michel, S. ....	4.3
Ridley, S. ....	4.3
4. Dillon, C. ....	4.2
Garrett, C. ....	4.2
James, C. ....	4.2
Faulk, K. ....	4.2
Maroney, L. ....	4.2
9. Calhoun, D. ....	4.1
Johnson, A. ....	4.1
11. Green-Ellis, B. ....	4.0
Nance, J. ....	4.0
Martin, C. ....	4.0
Collins, T. ....	4.0



# PATRIOTS ALL-TIME LEADERS

## ALL-TIME LEADING RECEIVERS (BASED ON NUMBER OF RECEPTIONS)

	Name	Years	No.	Yds	Avg	Lg	TD
1.	Wes Welker, WR	2007-12	672	7,459	11.1	99t	37
2.	Julian Edelman, WR	2009-20	620	6,822	11.0	77t	36
3.	Troy Brown, WR	1993-2007	557	6,366	11.4	82t	31
4.	Stanley Morgan, WR	1977-89	534	10,352	19.4	76t	67
5.	Rob Gronkowski, TE	2010-18	521	7,861	15.1	76t	79
6.	Ben Coates, TE	1991-99	490	5,471	11.2	84t	50
7.	Kevin Faulk, RB	1999-2011	431	3,701	8.6	52t	15
8.	James White, RB	2014-20	369	3,184	8.6	68	25
9.	Irving Fryar, WR	1984-92	363	5,726	15.8	80t	38
10.	Terry Glenn, WR	1996-2001	329	4,669	14.2	86t	22
11.	Deion Branch, WR	2002-05, 10-12	328	4,297	13.1	79t	24
12.	Gino Cappelletti, WR	1960-70	292	4,589	15.7	63t	42
13.	Jim Colclough, WR	1960-68	283	5,001	17.7	78t	39
14.	Tony Collins, RB	1981-87	261	2,356	9.0	49	12
15.	Randy Moss, WR	2007-10	259	3,904	15.1	76t	50
16.	Danny Amendola, WR	2013-17	230	2,383	10.4	57	12
17.	Vincent Brisby, WR	1993-99	217	3,142	14.5	72	14
18.	Sam Cunningham, RB	1973-79, 81-82	210	1,905	9.1	41	6
	Marv Cook, TE	1989-93	210	1,843	8.8	49	11
20.	Russ Francis, TE	1975-80, 87-88	207	3,157	15.3	53	28
21.	Art Graham, WR	1963-68	199	3,107	15.6	80t	20
22.	Cedric Jones, WR	1982-90	191	2,703	14.2	65t	16
23.	Larry Garron, RB	1960-68	185	2,502	13.5	76t	26
24.	Benjamin Watson, TE	2004-09, 19	184	2,275	12.4	40	20
25.	Shawn Jefferson, WR	1996-99	178	3,081	17.3	76	14
	Randy Vataha, WR	1971-76	178	3,055	17.2	88t	23
27.	Aaron Hernandez, TE	2010-12	175	1,956	11.2	46	18
28.	Michael Timpson, WR	1989-94	172	2,472	14.4	60t	8
29.	David Patten, WR	2001-04	165	2,513	15.2	91t	16
30.	Andy Johnson, RB	1974-81	161	1,807	11.2	53	9
31.	David Givens, WR	2002-05	158	2,214	14.0	57	12
32.	Harold Jackson, WR	1978-81, 87	156	3,162	20.3	59	18
33.	Jim Whalen, TE	1965-69	153	2,487	16.3	87t	17
34.	Jim Nance, RB	1965-71	129	844	6.5	45	1
35.	Reggie Rucker, WR	1971-74	126	1,884	15.0	69t	10
36.	Greg McMurtry, WR	1990-93	120	1,519	12.7	65t	4
	Daniel Graham, TE	2002-06	120	1,393	11.6	48	17
38.	Derrick Ramsey, TE	1983-85	118	1,412	12.0	39	14
39.	Lin Dawson, TE	1981-90	117	1,233	10.5	42	8
	Curtis Martin, RB	1995-97	117	890	7.6	41	5
41.	Stephen Starring, WR	1983-87	112	1,865	16.7	76t	11
42.	Brandon LaFell, WR	2014-15	111	1,486	13.2	56t	7
	Ron Burton, RB	1960-65	111	1,205	10.9	73t	8
44.	Darryl Stingley, WR	1973-77	110	1,883	17.1	68	14
	Tony Romeo, TE	1962-67	110	1,724	15.7	62	10
46.	Chris Hogan	2016-18	107	1,651	22.7	79t	12
	Carl Garrett, RB	1969-72	107	1,158	10.8	80t	3
	Shane Vereen, RB	2011-14	107	1,023	9.6	83t	7
49.	David Meggett, RB	1995-97	104	829	8.0	49t	1
	Sam Gash, FB	1992-97	104	826	7.9	30	6

## 100-YARD RECEIVING GAMES

Career	Season
1. Morgan, S. ....38	1. Moss, R. ....9 (2007)
2. Welker W. ....28	Morgan, S. ....9 (1986)
3. Gronkowski, R. ....28	2. Welker, W. ....8 (2011)
4. Moss, R. ....18	3. Welker, W. ....6 (2009)
5. Edelman, J. ....15	
6. Brown, T. ....13	
Glenn, T. ....13	

### Consecutive Games

Welker, W. ....4 (9/23/12-10/14/12)
Moss, R. ....4 (9/9/07-10/1/07)

## TOP 10s

### BY RECEIVING YDS

<i><b>Name</b></i>	<i><b>Yds.</b></i>
1. Morgan, S. ....	10,352
2. Gronkowski, R. ....	7,861
3. Welker, W. ....	7,459
4. Edelman, J. ....	6,822
5. Brown, T. ....	6,366
6. Fryar, I. ....	5,726
7. Coates, B. ....	5,471
8. Colclough, J. ....	5,001
9. Glenn, T. ....	4,669
10. Cappelletti, G. ....	4,589

### BY RECEIVING TDS

<i><b>Name</b></i>	<i><b>TDs</b></i>
1. Gronkowski, R.....	79
2. Morgan, S. ....	67
3. Coates, B. ....	50
Moss, R. ....	50
5. Cappelletti, G.....	42
6. Colclough, J. ....	39
7. Fryar, I. ....	38
8. Welker, W. ....	37
9. Edelman, J. ....	36
10. Brown, T. ....	31

### BY RECEIVING YDS AVG. (Minimum 150 Catches)

<i>Name</i>	<i>Avg.</i>
1. Jackson, H. ....	20.3
2. Morgan, S. ....	19.4
3. Colclough, J. ....	17.7
4. Jefferson, S. ....	17.3
5. Vataha, R. ....	17.2
6. Whalen, J. ....	16.3
7. Fryar, I. ....	15.8
8. Cappelletti, G. ....	15.7
9. Graham, A. ....	15.6
10. Francis, R. ....	15.3

# PATRIOTS ALL-TIME LEADERS

## ALL-TIME LEADING PASSERS (BASED ON PASSING YARDAGE)

Name	Years	Att	Cmp	Yds	Pct	TD	Int	Rtg
1. Tom Brady	2000-19	9,988	6,377	74,571	63.8	541	179	97.0
2. Drew Bledsoe	1993-2001	4,518	2,544	29,657	56.3	166	138	75.9
3. Steve Grogan	1975-90	3,593	1,879	26,886	52.3	182	208	69.6
4. Vito "Babe" Parilli	1961-67	2,413	1,140	16,747	47.2	132	138	64.8
5. Tony Eason	1983-89	1,500	876	10,732	58.4	60	48	80.6
6. Jim Plunkett	1971-75	1,503	729	9,932	48.5	62	87	59.7
7. Hugh Millen	1991-92	612	370	4,276	60.5	17	28	71.8
8. Matt Cassel	2005-08	555	349	3,946	62.9	23	13	88.2
9. Mike Taliaferro	1968-70	680	305	3,920	44.9	27	44	49.8
10. Ed "Butch" Songin	1960-61	604	285	3,905	47.2	36	24	71.7
11. Matt Cavanaugh	1978-82	385	206	3,018	53.5	19	23	70.9
12. Cam Newton	2020	368	242	2,657	65.8	8	10	82.9
13. Marc Wilson	1989-90	415	214	2,631	51.6	9	16	62.6
14. Doug Flutie	1987-89, 2005	305	148	1,871	48.5	11	14	61.0
15. Tommy Hodson	1990-92	315	171	1,809	54.3	7	11	64.1
16. Tom Yewcic	1961-66	206	87	1,374	42.2	12	12	60.2
17. Scott Zolak	1992-98	244	124	1,314	50.8	8	7	65.8
18. Tom Sherman	1968-69	226	90	1,199	39.8	12	16	45.6
19. Joe Kapp	1970	219	98	1,104	44.7	3	17	32.6
20. Tom Ramsey	1986-88	164	84	1,005	51.2	6	9	59.6
21. Scott Secules	1993	134	75	918	56.0	2	9	54.3
22. Jimmy Garoppolo	2014-17	94	63	690	67.0	5	0	106.3
23. Tom Owen	1976-81	114	58	655	50.9	3	9	44.3
24. Brian Hoyer	2009-11, 17-18, 20	75	47	465	62.7	1	2	73.5
25. Don Trull	1967	81	27	442	33.3	1	7	20.7
26. Jacoby Brissett	2016	55	34	400	61.8	0	0	83.9
27. Brian Dowling	1972-73	54	29	383	53.7	2	1	81.0
28. Jarrett Stidham	2019-20	48	24	270	50.0	2	4	46.4
29. Ed Wilson	1965	46	20	257	43.5	1	3	41.7
30. Tom Greene	1960	63	27	251	42.9	1	6	20.1
31. Neil Graff	1974-75	36	19	241	52.8	2	3	57.8
32. Jeff Carlson	1992	49	18	232	36.7	1	3	33.7
33. Andy Johnson	1974-81	13	7	194	53.8	4	1	106.6
34. Bob Bleier	1987	39	14	181	35.9	1	1	49.2
35. Julian Edelman	2009-20	6	6	128	100.0	1	0	158.3
36. Richard Christy	1960	11	6	94	54.5	2	2	83.1
37. Rohan Davey	2002-04	19	8	88	42.1	0	0	56.5
John Huarte	1966-67	20	8	88	40.0	0	2	14.2
39. Mike Kerrigan	1983-84	15	7	85	46.7	0	1	36.8
40. Michael Bishop	1999-00	9	3	80	33.3	1	1	64.4
41. Dick Shiner	1973-74	10	5	68	50.0	0	1	32.5
42. John Friesz	1999-00	21	11	66	52.4	0	1	39.0
43. David Patten	2001-04	3	1	60	33.3	1	1	81.9
44. Don Westbrook	1977-81	2	2	52	100.0	0	0	118.8
45. Bob Gladioux	1969-72	3	1	48	33.3	0	1	42.4
46. Harvey White	1960	7	3	44	42.9	0	0	64.0
47. Jakobi Meyers	2019-20	2	2	43	100.0	2	0	158.3
48. Larry Garron	1960-68	6	1	39	16.7	0	0	54.2
49. Danny Amendola	2013-17	1	1	36	100.0	0	0	118.0
50. Harold Jackson	1978-81, 87	4	2	35	50.0	0	0	80.2
David Meggett	1995-97	3	1	35	33.3	1	0	118.1

## 300-YARD PASSING GAMES

### Career

Name	No.
1. Brady, T.....	92
2. Bledsoe, D.....	26
3. Grogan, S.....	12

### Season

1. Brady, T.....	11 (2011)
2. Brady, T.....	8 (2007)
Brady, T.....	8 (2012)
4. Brady, T.....	7 (2015)
Brady, T.....	7 (2009)

### Consecutive Games

1. Brady, T. (10/18/09-11/22/09).....	5
2. Brady, T. (9/17/17-10/5/17).....	4
Brady, T. (11/24/13-12/15/13).....	4
Brady, T. (12/11/11-1/1/12).....	4

## TOP 10 BY PASSER RATING

(minimum 200 attempts)

Name	Rating
1. Brady T.....	97.0
2. Cassel, M.....	88.2
3. Newton, C.....	82.9
4. Eason, T.....	80.6
5. Bledsoe, D.....	75.9
6. Millen, H.....	71.8
7. Songin, B.....	71.7
8. Cavanaugh, M.....	70.9
9. Grogan, S.....	69.6
10. Zolak, S.....	65.8

# TOP 10s

## BY PASSING ATTEMPTS

Name	Att.
1. Brady, T.....	9,988
2. Bledsoe, D.....	4,518
3. Grogan, S.....	3,593
4. Parilli, V.....	2,413
5. Plunkett, J.....	1,503
6. Eason, T.....	1,500
7. Taliaferro, M.....	680
8. Millen, H.....	612
9. Songin, B.....	604
10. Cassel, M.....	555

## BY PASSING CMP

Name	Cmp.
1. Brady, T.....	6,377
2. Bledsoe, D.....	2,544
3. Grogan, S.....	1,879
4. Parilli, V.....	1,140
5. Eason, T.....	876
6. Plunkett, J.....	729
7. Millen, H.....	370
8. Cassel, M.....	349
9. Taliaferro, M.....	305
10. Songin, B.....	285

## BY PASSING TDS

Name	TDs
1. Brady, T.....	541
2. Grogan, S.....	182
3. Bledsoe, D.....	166
4. Parilli, V.....	132
5. Plunkett, J.....	132
6. Eason, T.....	60
7. Songin, B.....	36
8. Taliaferro, M.....	27
9. Cassel, M.....	23
10. Cavanaugh, M.....	19

## BY INTERCEPTIONS

Name	INTs
1. Grogan, S.....	208
2. Brady, T.....	179
3. Bledsoe, D.....	138
Parilli, V.....	138
5. Plunkett, J.....	87
6. Eason, T.....	48
7. Taliaferro, M.....	44
8. Millen, H.....	28
9. Songin, B.....	24
10. Cavanaugh, M.....	23

## BY COMPLETION % (Minimum 200 Attempts)

Name	%
1. Newton, C.....	65.8
2. Brady, T.....	63.8
3. Cassel, M.....	62.9
4. Millen, H.....	60.5
5. Eason, T.....	58.4
6. Bledsoe, D.....	56.3
7. Hodson, T.....	54.3
8. Cavanaugh, M.....	53.5
9. Grogan, S.....	52.3
10. Wilson, M.....	51.6

# PATRIOTS ALL-TIME LEADERS

## ALL-TIME LEADING SCORERS

(BASED ON TOTAL POINTS)

Name	Years	TD		TD		TD		TWO		PAT	TP
		TD	Run	Rec	Rt	Pt	FG	PAT	TP		
1. Stephen Gostkowski	2006-19	0	0	0	0	0	374	653	1,775		
2. Adam Vinatieri	1996-2005	0	0	0	0	1	263	367	1,158		
3. Gino Cappelletti	1960-70	42	0	42	0	4	176	342	1,130		
4. John Smith	1974-83	0	0	0	0	0	128	308	692		
5. Rob Gronkowski	2010-18	80	1	79	0	1	0	0	482		
6. Tony Franklin	1984-87	0	0	0	0	0	93	163	442		
7. Stanley Morgan	1977-89	68	0	67	1	0	0	0	408		
8. Ben Coates	1991-99	50	0	50	0	1	0	0	302		
Randy Moss	2007-10	50	0	50	0	1	0	0	302		
10. Sam Cunningham	1973-79, 81-82	49	43	6	0	0	0	0	294		
11. Jim Nance	1965-71	46	45	1	0	0	0	0	276		
12. Tony Collins	1981-87	44	32	12	0	0	0	0	264		
13. Julian Edelman	2009-20	41	0	36	4	4	0	0	254		
14. Irving Fryar	1984-92	42	1	38	3	0	0	0	252		
Larry Garron	1960-68	42	14	26	2	0	0	0	252		
16. Matt Bahr	1993-95	0	0	0	0	0	55	73	238		
Jim Colclough	1960-68	39	0	39	0	2	0	0	238		
18. Corey Dillon	2004-06	39	37	2	0	1	0	0	236		
19. Curtis Martin	1995-97	37	32	5	0	2	0	0	226		
20. Wes Welker	2007-12	37	0	37	0	1	0	0	225		
21. Steve Grogan	1975-90	36	35	0	1	0	0	0	216		
22. Troy Brown	1993-2007	35	0	31	4	2	0	0	214		
23. James White	2015-20	35	10	25	0	1	0	0	212		
24. LeGarrette Blount	2013-16	35	34	1	0	0	0	0	210		
25. Jason Staurovsky	1988-91	0	0	0	0	0	50	57	207		
26. Kevin Faulk	1999-11	33	16	15	2	1	0	0	200		
27. BenJarvus Green-Ellis	2008-11	29	29	0	0	0	0	0	174		
28. Russ Francis	1975-80, 87-88	28	0	28	0	0	0	0	168		
29. Nick Folk	2019-20	0	0	0	0	0	40	42	162		
30. Don Calhoun	1975-81	25	23	2	0	0	0	0	150		
31. Antowain Smith	2001-03	24	21	3	0	1	0	0	146		
32. Deion Branch	2002-05, 10-12	24	0	24	0	0	0	0	144		
Randy Vataha	1971-76	24	0	23	1	0	0	0	144		
34. Laurence Maroney	2006-09	22	21	1	0	1	0	0	134		
35. Tom Brady	2000-19	22	22	0	0	0	0	0	132		
Terry Glenn	1996-2001	22	0	22	0	0	0	0	132		
Andy Johnson	1974-81	22	13	9	0	0	0	0	132		
Stevan Ridley	2011-14	22	22	0	0	0	0	0	132		
39. Mosi Tatupu	1978-90	21	18	2	1	0	0	0	126		
40. Art Graham	1963-68	20	0	20	0	0	0	0	120		
Benjamin Watson	2004-09	20	0	20	0	0	0	0	120		
42. Ron Burton	1960-65	19	9	8	2	0	0	0	114		
John Stephens	1988-92	19	17	1	1	0	0	0	114		
44. Rex Burkhead	2017-20	18	11	7	0	0	0	0	108		
Carl Garrett	1969-72	18	15	3	0	0	0	0	108		
Aaron Hernandez	2010-12	18	0	18	0	0	0	0	108		
Harold Jackson	1978-81, 87	18	0	18	0	0	0	0	108		
Cedric Jones	1982-90	18	0	16	2	0	0	0	108		
49. Charlie Gogolak	1970-72	0	0	0	0	0	20	42	102		
Daniel Graham	2002-06	17	0	17	0	0	0	0	102		
Horace Ivory	1977-81	17	14	2	1	0	0	0	102		
David Patten	2001-04	17	1	16	0	0	0	0	102		
Jim Whalen	1965-69	17	0	17	0	0	0	0	102		

## TOP 10s

### BY TOUCHDOWNS

Name	TDs
1. Gronkowski, R. ....	80
2. Morgan, S. ....	68
3. Coates, B. ....	50
Moss, R. ....	50
5. Cunningham, S. ....	49
6. Nance, J. ....	46
7. Collins, T. ....	44
8. Cappelletti, G. ....	42
Fryar, I. ....	42
Garron, L. ....	42

### BY FIELD GOAL ATT.

Name	FGs
1. Gostkowski, S. ....	428
2. Cappelletti, G. ....	334
3. Vinatieri, A. ....	321
4. Smith, J. ....	191
5. Franklin, T. ....	125
6. Bahr, M. ....	72
7. Staurovsky, J. ....	69
8. Folk, N. ....	45
9. Gogolak, C. ....	36
10. Baumann, C. ....	27

### BY FIELD GOALS MADE

Name	FGs
1. Gostkowski, S. ....	374
2. Vinatieri, A. ....	263
3. Cappelletti, G. ....	176
4. Smith, J. ....	128
5. Franklin, T. ....	93
6. Bahr, M. ....	55
7. Staurovsky, J. ....	50
8. Folk, N. ....	40
9. Gogolak, C. ....	20
10. Baumann, C. ....	18

### BY PATS ATTEMPTED

Name	No.
1. Gostkowski, S. ....	664
2. Vinatieri, A. ....	374
3. Cappelletti, G. ....	353
4. Smith, J. ....	323
5. Franklin, T. ....	166
6. Bahr, M. ....	73
7. Staurovsky, J. ....	59
8. Folk, N. ....	45
9. Gogolak, C. ....	42
10. Graham, S. ....	37

### BY PATS MADE

Name	No.
1. Gostkowski, S. ....	653
2. Vinatieri, A. ....	367
3. Cappelletti, G. ....	342
4. Smith, J. ....	308
5. Franklin, T. ....	163
6. Bahr, M. ....	73
7. Staurovsky, J. ....	57
8. Folk, N. ....	42
Gogolak, C. ....	42
10. Graham, S. ....	35



# PATRIOTS ALL-TIME LEADERS

## TOP 10s

### ALL-TIME LEADING ALL-PURPOSE YARDAGE LEADERS (BY TOTAL YARDS)

Name	Years	Rush	Rec.	Punt	KO	Def.	Total
1. Kevin Faulk	1999-2011	3,607	3,701	943	4,088	0	12,339
2. Stanley Morgan	1977-89	127	10,352	960	29	0	11,468
3. Troy Brown	1993-2007	178	6,366	2,625	1,862	97	11,128
4. Julian Edelman	2009-20	413	6,822	1,986	626	0	9,869*
5. Wes Welker	2007-12	146	7,459	1,185	280	0	9,070
6. Irving Fryar	1984-92	188	5,726	2,055	495	0	8,464
7. Tony Collins	1981-87	4,647	2,356	15	1,335	0	8,353
8. Rob Gronkowski	2010-18	2	7,861	0	16	0	7,879
9. Larry Garron	1960-68	2,981	2,502	23	2,299	0	7,805
10. Sam Cunningham	1973-79, 81-82	5,453	1,905	0	0	0	7,358
11. Jim Nance	1965-71	5,323	844	16	40	0	6,223
12. Carl Garrett	1969-72	2,235	1,158	487	2,251	0	6,131
13. Ben Coates	1991-99	-4	5,471	0	26	0	5,493
14. Dave Meggett	1995-97	432	839	1,438	2,561	0	5,260
15. Deion Branch	2002-05, 10-12	11	4,297	84	863	0	5,255
16. Jim Colclough	1960-68	51	5,001	0	2	0	5,054
17. Mack Herron	1973-75	1,298	789	888	1,796	0	4,771
18. Gino Cappelletti	1960-70	6	4,589	3	100	68	4,766
19. Terry Glenn	1996-2001	80	4,669	0	0	0	4,749
20. Curtis Martin	1995-97	3,799	890	0	0	0	4,689
21. James White	2014-20	1,240	3,184	0	69	0	4,493
22. Andy Johnson	1974-81	2,017	1,807	60	544	0	4,428
23. Ron Burton	1960-65	1,536	1,205	389	1,119	0	4,249
24. Don Calhoun	1975-81	3,391	614	0	238	0	4,243
25. Stephen Starring	1983-87	-3	1,865	108	2,259	0	4,229
26. John Stephens	1988-92	3,249	781	0	0	0	4,030
27. Danny Amendola	2013-17	12	2,383	773	799	0	3,967
28. Randy Moss	2007-10	0	3,904	0	0	0	3,904
29. Laurence Maroney	2006-09	2,430	409	0	1,062	0	3,901
30. Corey Dillon	2004-06	3,180	431	0	0	0	3,611

\*Julian Edelman registered 22 fumble return yards at the New York Jets on 11/22/2012. Those yards are included in his all-purpose yardage total.

### BY RUSHING YARDS

Name	Yds.
1. Cunningham, S.....	5,453
2. Nance, J. ....	5,323
3. Collins, T. ....	4,647
4. Martin, C. ....	3,799
5. Faulk, K. ....	3,607
6. Calhoun, D. ....	3,391
7. Stephens, J. ....	3,249
8. Dillon, C. ....	3,180
9. Garron, L. ....	2,981
10. Blount, L. ....	2,917

### BY RECEIVING YARDS

Name	Yds.
1. Morgan, S. ....	10,352
2. Gronkowski, R. ....	7,861
3. Welker, W. ....	7,459
4. Edelman, J. ....	6,822
5. Brown, T. ....	6,366
6. Fryar, I. ....	5,726
7. Coates, B. ....	5,471
8. Colclough, J. ....	5,001
9. Glenn, T. ....	4,669
10. Cappelletti, G. ....	4,589

### BY PUNT RETURN YARDS

Name	Yds.
1. Brown, T. ....	2,625
2. Fryar, I. ....	2,055
3. Edelman, J. ....	1,986
4. Meggett, D. ....	1,438
5. Welker, W. ....	1,185
6. Haynes, M. ....	1,159
7. Morgan, S. ....	960
8. Faulk, K. ....	943
9. Herron, M. ....	888
10. Amendola, D. ....	773

### BY KICKOFF RETURN YARDS

Name	Yds.
1. Faulk, K. ....	4,088
2. Hobbs, E. ....	2,913
3. Meggett, D. ....	2,561
4. Johnson, B. ....	2,557
5. Garron, L. ....	2,299
6. Starring, S. ....	2,259
7. Garrett, C. ....	2,251
8. Martin, S. ....	2,012
9. Brown, T. ....	1,862
10. Herron, M. ....	1,796

# PATRIOTS ALL-TIME LEADERS

## ALL-TIME LEADING INTERCEPTORS

(BY INTERCEPTIONS)

<i>Name</i>	<i>Years</i>	<i>No.</i>	<i>Yds</i>	<i>Avg.</i>	<i>LG</i>	<i>TD</i>
1. Raymond Clayborn	1977-89	36	555	15.4	85	1
Ty Law	1995-2004	36	583	16.2	65t	6
3. Ron Hall	1961-67	29	476	16.4	87	1
Roland James	1980-90	29	383	13.2	46	0
Fred Marion	1982-91	29	457	15.8	83	1
6. Mike Haynes	1976-82	28	393	14.0	50	1
Devin McCourty	2010-20	28	493	17.6	84t	2
8. Maurice Hurst	1989-95	27	263	9.7	36	1
9. Nick Buoniconti	1962-68	24	223	9.3	41	0
Ronnie Lippett	1983-91	24	420	17.5	73	2
11. Asante Samuel	2003-07	22	313	14.2	55t	3
12. Don Webb	1961-71	21	366	17.4	59	2
13. Lawyer Milloy	1996-2002	19	123	6.5	30t	1
14. Ron Bolton	1972-75	18	116	6.4	56	0
15. Tim Fox	1976-81	17	215	12.6	29	0
Duron Harmon	2013-19	17	193	12.1	60	0
J.C. Jackson	2018-20	17	128	7.5	30	0
Steve Nelson	1974-87	17	226	13.3	37	0
19. Tom Addison	1960-67	16	103	6.4	17	1
Rick Sanford	1979-84	16	198	12.4	99t	1
21. Prentice McCray	1974-80	15	352	23.5	63t	2
Ross O'Hanley	1960-65	15	288	19.2	61	1
Chuck Shonta	1960-67	15	261	17.4	52	0
24. Willie Clay	1996-98	13	178	13.7	53t	1
Logan Ryan	2013-16	13	167	12.8	79t	1
26. Tedy Bruschi	1996-2008	12	187	15.6	48t	4
Dick Felt	1962-66	12	199	16.6	35	0
Brandon Meriweather	2007-10	12	213	17.8	56	1
29. Patrick Chung	2009-12, 14-19	11	171	15.5	51t	1
Stephon Gilmore	2017-20	11	200	18.2	64t	2
Mike Vrabel	2001-08	11	73	6.6	24t	1
32. Vincent Brown	1988-95	10	95	9.5	49t	1
Larry Carwell	1969-72	10	186	18.6	53t	1
Bob Howard	1975-77	10	90	9.0	44t	1
Leroy Mitchell	1967-68	10	50	5.0	20	0
Otis Smith	1996, 2000-02	10	278	27.8	78t	2
Eugene Wilson	2003-07	10	74	7.4	24	1
38. Kyle Arrington	2009-14	9	133	14.8	36t	1
Ellis Hobbs	2005-08	9	87	9.7	70	0
Ed Philpott	1967-71	9	91	10.1	23	0
41. Fred Bruney	1960-62	8	125	15.6	33t	1
Malcolm Butler	2014-17	8	36	4.5	21	0
Jamie Collins	2013-16, 19	8	167	20.8	69t	1
Rodney Harrison	2003-08	8	16	2.0	12	0
Tom Hennessey	1965-66	8	113	14.1	33	0
James Sanders	2005-10	8	172	21.5	42	2
47. Terrell Buckley	2001-02	7	126	18.0	52t	1
Jerome Henderson	1991-93, 96	7	52	7.4	34	0
Sam Hunt	1974-79	7	189	27.0	68t	1
Tyrone Poole	2003-05	7	102	14.6	44	0
Johnny Rembert	1983-92	7	70	10.0	37	0
Bob Suci	1963	7	277	39.6	98t	2
Clyde Washington	1960-61	7	58	8.3	33	0

## TOP 10s

### BY INT. RETURN YDS.

<i>Name</i>	<i>YDs</i>
1. Law, T. ....	583
2. Clayborn, R. ....	555
3. McCourty, D. ....	493
4. Hall, R. ....	476
5. Marion, F. ....	457
6. Lippett, R. ....	420
7. Haynes, M. ....	393
8. James, R. ....	383
9. Webb, D. ....	366
10. McCray, P. ....	352

### BY TOUCHDOWNS

<i>Name</i>	<i>TDs</i>
1. Law, T. ....	6
2. Bruschi, T. ....	4
3. Samuel, A. ....	3
4. Charles, J. ....	2
Gilmore, S. ....	2
Lippett, R. ....	2
McCourty, D. ....	2
McCray, P. ....	2
McGinest, W. ....	2
Sanders, J. ....	2
Smith, O. ....	2
Suci, B. ....	2
Webb, D. ....	2

RECORDS

# PATRIOTS ALL-TIME LEADERS

## ALL-TIME LEADING PUNTERS (BY YARDAGE)

Name	Years	No.	Yards	Avg.	LG	BLK
1. Rich Camarillo	1981-87	464	19,922	42.9	76	4
2. Ryan Allen	2013-18	409	18,526	45.3	67	2
3. Tom Yewcic	1961-66	377	14,553	38.6	70	8
4. Tom Tupa	1996-98	214	9,602	44.9	73	1
5. Tom Janik	1969-71	243	9,516	39.2	58	1
6. Lee Johnson	1999-2001	203	8,578	42.3	76	1
7. Mike Patrick	1975-78	222	8,481	38.2	64	3
8. Ken Walter	2001-03, 06	211	8,143	38.6	58	2
9. Zoltan Mesko	2010-12	175	7,738	44.2	65	1
10. Josh Miller	2004-06	175	7,629	43.6	69	1
11. Shawn McCarthy	1991-92	169	6,877	40.7	93	2
12. Jake Bailey	2019-20	136	6,316	46.4	71	0
13. Chris Hanson	2007-09	149	6,185	41.5	70	2
14. Jeff Feagles	1988-89	154	5,874	38.1	74	1
15. Terry Swanson	1967-68	127	5,081	40.0	62	2
16. Pat O'Neill	1994-95	110	4,355	39.6	67	0
17. Brian Hansen	1990	90	3,752	41.7	69	2
18. Bruce Barnes	1973-74	100	3,738	37.4	53	0
19. Mike Hubach	1980-81	82	3,118	38.0	69	0
20. Mike Saxon	1993	73	3,096	44.2	59	3

## ALL-TIME LEADING PUNT RETURNERS (BASED ON RETURN YARDAGE)

Name	Years	No.	FC	Yards	Avg.	LG	TD
1. Troy Brown	1993-2007	252	116	2,625	10.4	85t	3
2. Irving Fryar	1984-92	206	71	2,055	10.0	85t	3
3. Julian Edelman	2009-20	177	63	1,986	11.2	94t	4
4. David Meggett	1995-97	142	34	1,438	10.1	60t	1
5. Wes Welker	2007-12	114	49	1,185	10.4	69	0
6. Mike Haynes	1976-82	111	8	1,159	10.4	89t	2
7. Stanley Morgan	1977-89	92	32	960	10.4	80t	1
8. Kevin Faulk	1999-2011	101	54	943	9.3	43	0
9. Mack Herron	1973-75	74	14	888	12.0	66	0
10. Danny Amendola	2013-17	85	42	773	9.1	82	0
11. Ricky Smith	1982-84	54	20	537	9.9	55	0
12. Gunner Olszewski	2019-20	40	27	525	13.1	70t	1
13. Carl Garrett	1969-72	43	2	487	11.3	62	0
14. Roland James	1980-90	42	8	400	9.5	75t	1
15. Ron Burton	1960-65	56	N/A	389	6.9	62	0
16. Tim Dwight	2005	32	13	273	8.5	29	0
17. Bob Suci	1963	25	N/A	233	9.3	22	0
18. Ronnie Harris	1993-94	26	4	227	8.7	21	0
Walter Stanley	1992	28	17	227	8.1	50	0
20. Jerome Henderson	1991-96	27	10	201	7.4	39	0
21. Billy Johnson	1966-68	23	9	195	8.5	52	0
22. Ray Crittenden	1993-94	21	7	192	9.1	30	0
23. Chris Canty	1997-98	16	7	170	10.6	36	0
24. Sammy Martin	1988-91	20	2	165	8.3	28	0
25. Tom Stephens	1960-64	19	N/A	151	7.9	26	0

## TOP 10s

### BY PUNT AVG.

(Minimum 50 Punts)

Name	Avg.
1. Bailey, J. ....	46.4
2. Allen, R. ....	45.3
3. Tupa, T. ....	44.9
4. Mesko, Z. ....	44.2
Saxon, M. ....	44.2
6. Miller, J. ....	43.6
7. Camarillo, R. ....	42.9
8. Hansen, B. ....	42.6
9. Johnson, L. ....	42.3
10. Hanson, C. ....	41.5

### BY PUNT RETURNS

Name	No.
1. Brown, T. ....	252
2. Fryar, I. ....	206
3. Edelman, J. ....	177
4. Meggett, D. ....	142
5. Welker, W. ....	114
6. Haynes, M. ....	111
7. Faulk, K. ....	101
8. Morgan, S. ....	92
9. Amendola, D. ....	85
10. Herron, M. ....	74

### BY RETURN AVERAGE (Minimum 20 Returns)

Name	Avg.
1. Olszewski, G. ....	13.1
2. Herron, M. ....	12.0
3. Garrett, C. ....	11.3
4. Edelman, J. ....	11.2
5. Brown, T. ....	10.4
Haynes, M. ....	10.4
Morgan, S. ....	10.4
Welker, W. ....	10.4
9. Meggett, D. ....	10.1
10. Fryar, I. ....	10.0

# PATRIOTS ALL-TIME LEADERS

## ALL-TIME LEADING KICKOFF RETURNERS

(BASED ON RETURN YARDAGE)

Name	Years	No.	Yds	Avg.	LG	TD
1. Kevin Faulk	1999-2011	180	4,088	22.7	95	2
2. Ellis Hobbs	2005-08	105	2,913	27.7	108t	3
3. David Meggett	1995-97	105	2,561	24.4	62	0
4. Bethel Johnson	2003-05	102	2,557	25.1	93t	2
5. Larry Garron	1960-68	89	2,299	25.8	95	2
6. Stephen Starring	1983-87	107	2,259	21.1	53	0
7. Carl Garrett	1969-72	92	2,251	24.5	63	0
8. Sammy Martin	1988-91	88	2,012	22.9	95t	1
9. Troy Brown	1993-2007	87	1,862	21.4	54	0
10. Mack Herron	1973-75	71	1,796	25.3	92t	1
11. Raymond Clayborn	1977-89	57	1,538	27.0	101t	3
12. Ricky Smith	1982-84	67	1,505	22.5	98t	1
13. Derrick Cullors	1997-98	60	1,471	24.5	86t	1
14. Jay Cunningham	1965-67	64	1,372	21.4	45	0
15. Tony Collins	1981-87	65	1,335	20.5	46	0
16. Jon Vaughn	1991-92	54	1,281	23.7	100t	2
17. Horace Ivory	1977-81	45	1,191	26.5	98t	1
18. Brandon Tate	2009-10	45	1,163	25.8	103t	2
19. Ron Burton	1960-65	46	1,119	24.3	91t	1
20. Laurence Maroney	2006-09	41	1,062	25.9	77	0
21. J.D. Garrett	1964-67	48	1,054	22.0	42	0
22. Ray Crittenden	1993-94	47	938	20.0	44	0
23. Joe Bellino	1965-67	43	905	21.0	43	0
24. Allen Carter	1975-76	33	898	27.2	99t	1
25. Deion Branch	2002-05, 10-12	36	863	24.0	63	0
26. Devin McCourty	2010-20	42	861	20.5	104t	1
27. Marvin Allen	1988-91	43	844	19.6	34	0
28. Allan Clark	1979-80	40	837	20.9	38	0
29. Willie Porter	1968	36	812	22.6	61	0
30. Danny Amendola	2013-17	34	799	23.5	81	0
31. Patrick Pass	2000-06	36	745	20.7	36	0
32. Cordarrelle Patterson	2018	23	663	28.8	95t	1
33. Matthew Slater	2008-20	35	637	18.2	35	0
34. Julian Edelman	2009-20	30	626	18.2	37	0
35. Dick Christy	1960	24	617	25.7	46	0
36. Dion Lewis	2015-17	25	605	24.2	103t	1
37. Odell Lawson	1970-71	27	593	22.0	52	0
38. Andy Johnson	1974-81	28	544	19.4	41	0
39. Walter Stanley	1992	29	529	18.2	40	0
40. Brandon Bolden	2012-17, 19	23	515	22.4	28	0
41. Irving Fryar	1984-92	26	495	19.0	47	0
42. LeGarrette Blount	2013, 14-16	17	494	29.1	83	0
43. Jess Phillips	1976-77	20	490	24.5	71	0
44. Danny Woodhead	2010-12	22	480	21.8	37	0
45. Jon Williams	1984	23	461	20.0	29	0
46. Billy Johnson	1966-68	24	453	18.9	36	0
47. Gunner Olszewski	2019-20	18	418	23.2	33	0
48. Leroy Thompson	1994	18	376	20.9	30	0
49. Reggie Rucker	1971-74	15	375	25.0	43	0
50. Bob Suci	1963	17	360	21.2	35	0

## TOP 10s

### BY KICKOFF RETURNS

Name	No.
1. Faulk, K. ....	180
2. Starring, S. ....	107
3. Hobbs, E. ....	105
Meggett, D. ....	105
5. Johnson, B. ....	102
6. Garrett, C. ....	92
7. Garron, L. ....	89
8. Martin, S. ....	88
9. Brown, T. ....	87
10. Herron, M. ....	71

### BY KICKOFF RETURN AVG.

(Minimum 20 Ret.)

Name	Avg.
1. Patterson, C. ....	28.8
2. Hobbs, E. ....	27.7
3. Carter, A. ....	27.2
4. Clayborn, R. ....	27.0
5. Ivory, H. ....	26.5
6. Maroney, L. ....	25.9
7. Garron, L. ....	25.8
Tate, B. ....	25.8
9. Christy, D. ....	25.7
10. Herron, M. ....	25.3

RECORDS

# PATRIOTS LONGEST PLAYS

## RUSHING

Name	Yards	Opp.	Date
1. Larry Garron	85t	vs. BUF	10/22/61
2. Carl Garrett	80t	vs. MIA	11/09/69
3. Robert Weathers	77	vs. BAL (Colts)	09/04/83
Ron Burton	77	at DEN	10/23/60
5. Sam Cunningham	75t	at BUF	10/20/74
6. Craig James	73	vs. STL (Cards)	12/02/84
Don Calhoun	73	at STL (Cards)	9/10/78

## PASSING

Name	Yards	Opp.	Date
1. T. Brady to W. Welker	99t	at MIA	09/12/11
2. T. Brady to D. Patten	91t	at IND	10/21/01
3. T. Eason to C. James	90t	at CHI	09/15/85
4. J. Plunkett to R. Vataha	88t	at BAL (Colts)	12/19/71
5. T. Sherman to J. Whalen	87t	at NYJ	10/27/68
6. D. Bledsoe to T. Glenn	86t	at PIT	12/06/98
7. D. Bledsoe to B. Coates	84t	vs. MIA	11/13/96
8. T. Brady to S. Vereen	83t	at NYJ	11/22/12

## KICKOFF RETURNS

Name	Yards	Opp.	Date
1. Ellis Hobbs	108t	at NYJ	09/09/07
2. Devin McCourty	104t	vs. NYJ	10/21/12
3. Dion Lewis	103t	at DEN	11/12/17
Brandon Tate	103t	at MIA	10/04/10
5. Raymond Clayborn	101t	at BAL (Colts)	12/18/77
6. Raymond Clayborn	100t	at NYJ	10/02/77
Jon Vaughn	100t	at CIN	12/20/92
8. Allen Carter	99t	at BAL (Colts)	12/21/75
Jon Vaughn	99t	at PHX	09/29/91
10. Ricky Smith	98t	vs. NYJ	09/19/82
Horace Ivory	98t	at BAL (Colts)	10/19/80

## PUNT RETURNS

Name	Yards	Opp.	Date
1. Julian Edelman	94t	vs. MIA	01/02/11
2. Mike Haynes	89t	vs. BUF	11/07/76
3. Troy Brown	85t	vs. CLE	12/09/01
Irving Fryar	85t	at BUF	09/22/85
5. Julian Edelman	84t	vs. DEN	11/02/14
6. Danny Amendola	82	at NYG	11/15/15
7. Stanley Morgan	80t	vs. BAL (Colts)	11/18/79
8. Irving Fryar	77t	vs. IND	11/10/85
9. Roland James	75t	vs. NYJ	11/02/80
10. Julian Edelman	72t	vs. KC	11/21/11

## INTERCEPTION RETURNS

Name	Yards	Opp.	Date
1. Jimmy Hitchcock	100t	vs. MIA	11/23/97
2. Rick Sanford	99t	at CHI	12/05/82
3. Bob Suci	98t	vs. HOU (Oilers)	11/01/63
4. Darius Butler	91t	at HOU	01/03/10
5. Victor Green	90t	at NYJ	09/15/02
6. Alfonzo Dennard	87t	vs. IND	11/18/12
Ron Hall	87	at DEN	09/18/66
8. Raymond Clayborn	85	at CLE	10/07/84
9. Devin McCourty	84t	at BUF	10/29/18
10. Fred Marion	83	at SEA	11/17/85

## PUNTS

Name	Yards	Opp.	Date
1. Shawn McCarthy	93	at BUF	11/03/91
2. Luke Prestridge	89	vs. MIA	10/21/84
3. Bob Scarpito	87	at DEN	09/29/68
4. Luke Prestridge	82	vs. NYJ	10/28/84
5. Rich Camarillo	76	vs. NYJ	09/19/82
Lee Johnson	76	at CIN	09/09/01
7. Rich Camarillo	75	at CHI	09/15/85
Rich Camarillo	75	at OAK	11/01/81

## FIELD GOALS

Name	Yards	Opp.	Date
1. Stephen Gostkowski	62	at OAK	11/19/17*
2. Stephen Gostkowski	58	vs. CAR	10/01/17**
3. Stephen Gostkowski	57	at DAL	10/11/15
Adam Vinatieri	57	at CHI	11/10/02
5. Adam Vinatieri	55	at STL	12/13/98
Matt Bahr	55	at MIA	11/12/95
7. Stephen Gostkowski	54	at NYG	11/15/15
Stephen Gostkowski	54	vs. NO	10/13/13
Adam Vinatieri	54	vs. CLE	12/09/01
10. Stephen Gostkowski	53	at ARZ	09/11/16
Stephen Gostkowski	53	at BUF	10/12/14
Stephen Gostkowski	53	at HOU	12/01/13
Stephen Gostkowski	53	vs. TB	09/22/13
Stephen Gostkowski	53	vs. ARZ	09/16/12
Stephen Gostkowski	53	at DEN	10/11/09
Adam Vinatieri	53	vs. KC	12/04/00
Jason Staurovsky	53	vs. SEA	10/07/90
Gino Cappelletti	53	at NYJ	11/28/65
19. Stephen Gostkowski	52	at TEN	11/11/18
Stephen Gostkowski	52	vs. MIA	10/29/15
Stephen Gostkowski	52	vs. CHI	11/26/06
Adam Vinatieri	52	at IND	09/13/98
Adam Vinatieri	52	vs. BUF	10/12/97
Greg Davis	52	at ATL	10/15/89

\*Game played in Mexico City

\*\*Longest field goal in Gillette Stadium history

# OPPONENTS LONGEST PLAYS

## RUSHING

Name	Yards	Opp.	Date
1. Melvin Gordon	87t	vs. LAC	10/29/17
Jack Larschied	87t	at OAK	10/16/60
3. Thurman Thomas	80t	at BUF	11/18/90
O.J. Simpson	80t	vs. BUF	09/16/73
5. Tony Dorsett	75t	vs. DAL	09/21/81
6. Maurice Jones-Drew	74t	at JAX	12/24/06

## PASSING

Name	Yards	Opp.	Date
1. George Shaw to Jerry Tarr	97t	vs. DEN	09/21/62
2. Len Dawson to Frank Pitts	90t	at KC	11/17/68
3. Ken O'Brien to Wesley Walker	88t	at NYJ	11/24/85
4. E. Manning to O. Beckham Jr.	82t	at NYG	11/15/15
5. S. DeBerg to S. Paige	86t	vs. KC	12/02/90
C. Grosscup to D. Maynard	86t	at NY(Titans)	10/06/62

## KICKOFF RETURNS

Name	Yards	Opp.	Date
1. Charlie Warner	102t	vs. BUF	11/07/65
2. Terrence McGee	98t	at BUF	10/03/04
3. Tremon Smith	97	vs. KC	10/14/18
4. Mercury Morris	96t	at MIA	12/06/70
5. C.J. Spiller	95t	vs. BUF	09/26/10
6. Mercury Morris	94t	vs. MIA	12/05/71
7. Ode Burrell	93t	at HOU (Oilers)	11/29/64
Elbert Dubenion	93t	at BUF	11/03/62
9. Leon Washington	92t	vs. NYJ	11/13/08
Reggie Barrow	92t	at JAX	12/07/97

## PUNT RETURNS

Name	Yards	Opp.	Date
1. Darren Sproles	83t	vs. PHI	12/06/15
2. Adam Jones	81t	at TEN	12/31/06
3. Chris Gamble	76	at CAR	09/18/05
Andre Hastings	76	at NO	10/04/98
Goldie Sellers	76t	at KC	11/17/68
Eugene Mingo	76t	vs. DEN	09/09/60
Mike Nelms	75t	at WAS	10/25/81
Nesby Glasgow	75t	vs. BAL (Colts)	11/18/79

## INTERCEPTION RETURNS

Name	Yards	Opp.	Date
1. Bryant Westbrook	101t	at DET	11/23/00
2. Malcolm Jenkins	99t	vs. PHI	12/06/15
3. Dick Anderson	94t	vs. MIA	11/24/68
4. Ray Buchanan	90t	vs. IND	12/11/94
5. Lawrence Timmons	89	vs. PIT	11/30/08
6. Al Harris	84	at PHI	12/19/99
7. Leroy Irvin	80	vs. LAR	11/16/80
8. Kenny Young	79t	at LAR	12/10/20

## PUNTS

Name	Yards	Opp.	Date
1. Andy Lee	82	at SF	10/05/08
2. Bob Parsons	81	at CHI	12/05/82
3. Johnny Hekker	76	vs. LAR	12/04/16
Joe Prokop	76	vs. NYJ	11/05/89
5. James Fraser	75	at DEN	11/11/62
Brian Moorman	75	vs. BUF	09/23/07

## FIELD GOALS

Name	Yards	Opp.	Date
1. Michael Koenen	58	at ATL	10/09/05
2. David Akers	57	at PHI	09/14/03
3. Nick Folk	55	vs. NYJ	10/25/15
4. Brandon McManus	54	vs. DEN	10/18/20
Nick Folk	54	vs. NYJ	10/21/12
Mike Nugent	54	vs. CIN	09/12/10
Morten Anderson	54	at ATL	10/01/95
Norm Johnson	54	at ATL	11/29/92
Dean Biasucci	54	vs IND	11/11/90
10. Adam Vinatieri	53	vs. IND	10/04/18
Josh Brown	53	at NYG	11/15/15
Caleb Sturgis	53	vs. MIA	12/14/14
Adam Vinatieri	53	at IND	11/16/14
Ryan Lindell	53	vs. BUF	09/10/06
Olindo Mare	53	vs. MIA	10/17/99
Jason Elam	53	at DEN	09/07/98
Pat Leahy	53	vs. NYJ	10/20/85
Uwe von Schamann	53	vs. MIA	10/21/79
19. Brandon McManus	52	vs. DEN	10/18/20
Dan Carpenter	52	vs. BUF	11/23/15
Caleb Sturgis	52	vs. MIA	10/27/13
Dan Carpenter	52	vs. MIA	11/08/09
Adam Vinatieri	52	at IND	11/02/08
Rian Lindell	52	at BUF	11/18/07
John Kasay	52	at CAR	09/18/05
Neil Rackers	52	at ARZ	09/19/04
Pat Leahy	52	vs. NYJ	10/20/85
Raul Allegre	52	vs. BAL (Colts)	09/04/83
Raul Allegre	52	at BAL (Colts)	10/09/83
Uwe von Schamann	52	vs. MIA	11/13/83
Chris Bahr	52	at CIN	10/15/78

# YEAR-BY-YEAR LEADERS

## YEAR-BY-YEAR LEADING SCORERS

YR	PLAYER	TD	PAT	FG	Total
1960	Gino Cappelletti	0	30#	8	60
1961	Gino Cappelletti	8	48	17**	147**
1962	Gino Cappelletti	5	38	20	128
1963	Gino Cappelletti	2	35	22**	113**
1964	Gino Cappelletti	7	36#	25**	155**
1965	Gino Cappelletti	9	27	17	132**
1966	Gino Cappelletti	6	35	16	119**
1967	Gino Cappelletti	3	29	16	95
1968	Gino Cappelletti	2	26	15	83
1969	Gino Cappelletti	0	26	14	68
1970	Jim Nance	7	0	0	42
1971	Charlie Gogolak	0	28	12	64
1972	Carl Garrett	5	0	0	30
1973	Jeff White	0	21	14	63
1974	John Smith	0	42	16	90
1975	John Smith	0	33	9	60
1976	John Smith	0	42	15	87
1977	John Smith	0	33	15	78
1978	Horace Ivory	11	0	0	66
1979	John Smith	0	46	23	115*
1980	John Smith	0	51	26	129*
1981	John Smith	0	37	15	82
1982	John Smith	0	6	5	21
1983	Tony Collins	10	0	0	60
1984	Tony Franklin	0	42	22	108
1985	Tony Franklin	0	40	24	112
1986	Tony Franklin	0	44	32*	140*
1987	Tony Franklin	0	37	15	82
1988	Robert Perryman	6	0	0	36
1989	Greg Davis	0	13	16	61

# - Also made three 2-point conversions

YR	PLAYER	TD	PAT	FG	Total
1990	Jason Staurovsky	0	19	16	67
1991	Jason Staurovsky	0	10	13	49
1992	Charlie Baumann	0	22	11	55
1993	Scott Sisson	0	15	14	57
1994	Matt Bahr	0	36	27	117
1995	Matt Bahr	0	27	23	96
1996	Adam Vinatieri	0	39	27	120
1997	Adam Vinatieri	0	40	25	115
1998	Adam Vinatieri	0	32	31	127
1999	Adam Vinatieri	0	29	26	107
2000	Adam Vinatieri	0	25	27	106
2001	Adam Vinatieri	0	41	24	113
2002	Adam Vinatieri	0	36	27	117
2003	Adam Vinatieri	0	37	25	112
2004	Adam Vinatieri	0	48	31*	141*
2005	Adam Vinatieri	0	40	20	100
2006	Stephen Gostkowski	0	43	20	103
2007	Randy Moss	23	0	0	138
2008	Stephen Gostkowski	0	40*	36*	148*
2009	Stephen Gostkowski	0	47	26	125
2010	BenJarvus Green-Ellis	13	0	0	78
2011	Stephen Gostkowski	0	59	28	143
2012	Stephen Gostkowski	0	66*	29	153*
2013	Stephen Gostkowski	0	44	38*	158*
2014	Stephen Gostkowski	0	51	35*	156*
2015	Stephen Gostkowski	0	52	33	151*
2016	Stephen Gostkowski	0	46	27	127
2017	Stephen Gostkowski	0	45	37	146
2018	Stephen Gostkowski	0	49	27	130
2019	Nick Folk	0	12	14	54
2020	Nick Folk	0	30	26	108

\*NFL Leader

\*\*AFL Leader



John Smith is one of three Patriots along with Gino Cappelletti (1961, 63-66) and Stephen Gostkowski (2008, 12-15) to lead the NFL in scoring at least twice (1979, 80).



Sam Cunningham led the Patriots in rushing from 1975-79, totaling 3,836 yards over the five seasons.

## YEAR-BY-YEAR LEADING RUSHERS

YR	PLAYER	ATT	YDS	AVG	LG	TD
1960	Alan Miller	101	416	4.2	33	2
1961	Billy Lott	100	461	4.6	38	5
1962	Ron Burton	134	548	4.1	59	2
1963	Larry Garrison	179	750	4.2	47t	2
1964	Larry Garrison	183	585	3.2	16	2
1965	Jim Nance	111	321	2.9	20	5
1966	Jim Nance	299*	1458*	4.9	65t	11*
1967	Jim Nance	269*	1216*	4.5	53	7*
1968	Jim Nance	177	593	3.4	30t	4
1969	Jim Nance	193	750	3.9	43	6
1970	Jim Nance	145	522	3.6	21	7
1971	Carl Garrett	181	784	4.3	38	1
1972	Josh Ashton	128	546	4.3	35	3
1973	Sam Cunningham	155	516	3.3	25	4
1974	Mack Herron	231	824	3.6	28	7
1975	Sam Cunningham	169	666	3.9	17	6
1976	Sam Cunningham	172	824	4.8	24	3
1977	Sam Cunningham	270	1015	3.8	31t	4
1978	Sam Cunningham	199	768	3.9	52t	8
1979	Sam Cunningham	159	563	3.5	27	5
1980	Vagas Ferguson	211	818	3.9	44	2
1981	Tony Collins	204	873	4.3	29	7
1982	Tony Collins	164	632	3.9	54	1
1983	Tony Collins	219	1049	4.8	50t	10
1984	Craig James	160	790	4.9	73	1
1985	Craig James	263	1227	4.7	65t	5
1986	Craig James	154	427	2.8	16	4
1987	Tony Collins	147	474	3.2	19	3
1988	John Stephens	297	1168	3.9	52	4
1989	John Stephens	244	833	3.4	35t	7

YR	PLAYER	ATT	YDS	AVG	LG	TD
1990	John Stephens	212	808	3.8	26	2
1991	Leonard Russell	266	959	3.6	24	4
1992	Jon Vaughn	113	451	4.0	36	1
1993	Leonard Russell	300	1088	3.6	21	7
1994	Marion Butts	243	703	2.9	26	8
1995	Curtis Martin	368	1487	4.0	49	14
1996	Curtis Martin	316	1152	3.6	57	14
1997	Curtis Martin	274	1160	4.2	70t	4
1998	Robert Edwards	291	1115	3.8	53	9
1999	Terry Allen	254	896	3.5	39	8
2000	Kevin Faulk	164	570	3.5	18	4
2001	Antowain Smith	287	1157	4.0	44	12
2002	Antowain Smith	252	982	3.9	42t	6
2003	Antowain Smith	182	642	3.5	30	3
2004	Corey Dillon	345	1635	4.7	44	12
2005	Corey Dillon	209	733	3.5	29	12
2006	Corey Dillon	199	812	4.1	50	13
2007	Laurence Maroney	185	835	4.5	59t	6
2008	Sammy Morris	156	727	4.7	35	7
2009	Laurence Maroney	194	757	3.9	45t	9
2010	BenJarvus Green-Ellis	229	1008	4.4	33t	13
2011	BenJarvus Green-Ellis	181	667	3.7	18	11
2012	Stevan Ridley	290	1263	4.4	41	12
2013	Stevan Ridley	178	773	4.3	29	7
2014	Jonas Gray	89	412	4.6	20	5
2015	LeGarrette Blount	165	703	4.3	38t	6
2016	LeGarrette Blount	299	1161	3.9	44	18
2017	Dion Lewis	180	896	5.0	44	6
2018	Sony Michel	209	931	4.5	34t	6
2019	Sony Michel	247	912	3.7	26	7
2020	Damien Harris	137	691	5.0	41	2

\*AFL Leader



# YEAR-BY-YEAR LEADERS

## YEAR-BY-YEAR LEADING PASSERS

YR	PLAYER	ATT	CMP	PCT.	YDS	TD	LG	INT
1960	Butch Songin	392	187	47.7	2476	22	78	15
1961	Butch Songin	212	98	46.2	1429	14	58	9
1962	Babe Parilli	253	140	55.3	1988	18	67	8
1963	Babe Parilli	337	153	45.4	2345	13	77	24
1964	Babe Parilli	473	228	48.2	3465**	31**	80	27**
1965	Babe Parilli	426	173	40.6	2597	18	73	26
1966	Babe Parilli	382	181	47.4	2721	20	63	20
1967	Babe Parilli	344	161	46.8	2317	19	79	24
1968	Tom Sherman	226	90	39.8	1199	12	87	16
1969	Mike Taliaferro	331	160	48.3	2160	19	77	18
1970	Joe Kapp	219	98	44.7	1104	3	48	17
1971	Jim Plunkett	328	158	48.2	2158	19	88	16
1972	Jim Plunkett	355	169	47.6	2196	8	62	25
1973	Jim Plunkett	376	193	51.3	2550	13	64	17
1974	Jim Plunkett	352	173	49.1	2457	19	69	22
1975	Steve Grogan	274	139	50.7	1976	11	62	18
1976	Steve Grogan	302	145	48.0	1903	18	58	20
1977	Steve Grogan	305	160	52.5	2162	17	68	21
1978	Steve Grogan	362	181	50.0	2824	15	75	23
1979	Steve Grogan	423	206	48.7	3286	28	63	20
1980	Steve Grogan	306	175	57.2	2475	18	71	22
1981	Steve Grogan	216	117	54.2	1859	7	76	16
1982	Steve Grogan	122	66	54.1	930	7	62	4
1983	Steve Grogan	303	168	55.4	2411	15	76	12
1984	Tony Eason	431	259	60.1	3228	23	76	8
1985	Tony Eason	299	168	56.2	2156	11	90	17
1986	Tony Eason	448	276	61.6	3328	19	49	10
1987	Steve Grogan	161	93	57.8	1183	10	40	9
1988	Doug Flutie	179	92	51.4	1150	8	80	10
1989	Steve Grogan	261	133	51.0	1697	9	55	14

YR	PLAYER	ATT	CMP	PCT.	YDS	TD	LG	INT
1990	Marc Wilson	265	139	52.5	1625	6	36	11
1991	Hugh Millen	409	246	60.1	3073	9	60	18
1992	Hugh Millen	203	124	61.1	1203	8	39	10
1993	Drew Bledsoe	429	214	49.9	2494	15	54	15
1994	Drew Bledsoe	691*	400*	57.9	4555*	25	62	27*
1995	Drew Bledsoe	636*	323	50.8	3507	13	47	16
1996	Drew Bledsoe	623*	373*	59.9	4086	27	84	15
1997	Drew Bledsoe	522	314	60.2	3706	28	76	15
1998	Drew Bledsoe	481	263	54.7	3633	20	86	14
1999	Drew Bledsoe	539	305	56.6	3985	19	68	21
2000	Drew Bledsoe	531	312	58.8	3291	17	59	13
2001	Tom Brady	413	264	63.9	2843	18	91	12
2002	Tom Brady	601	373	62.1	3764	28*	49	14
2003	Tom Brady	527	317	60.2	3620	23	82	12
2004	Tom Brady	474	288	60.8	3692	28	50	14
2005	Tom Brady	530	334	63.0	4110*	26	71	14
2006	Tom Brady	516	319	61.8	3529	24	62	12
2007	Tom Brady	578	398	68.9*	4806*	50*	69	8
2008	Matt Cassel	516	327	63.4	3693	21	76	11
2009	Tom Brady	565	371	65.7	4398	28	81	13
2010	Tom Brady	492	324	65.9	3900	36*	79	4
2011	Tom Brady	611	401	65.6	5235	39	99	12
2012	Tom Brady	637	401	63.0	4827	34	83	8
2013	Tom Brady	628	380	60.5	4343	25	81	11
2014	Tom Brady	582	373	64.1	4109	33	69	9
2015	Tom Brady	624	402	64.4	4770	36*	76	7
2016	Tom Brady	432	291	67.4	3554	28	79	2
2017	Tom Brady	581	385	66.3	4577*	32	64	8
2018	Tom Brady	570	375	65.8	4355	29	63	11
2019	Tom Brady	613	373	60.8	4057	24	59	8
2020	Cam Newton	368	242	65.8	2657	8	50	10

\*NFL Leader

\*\*AFL Leader



Jim Plunkett's 88-yard touchdown pass during the 1971 season ranks as the fourth longest in Patriots history.



Ben Coates reigns as the only Patriots tight end to lead the team in receiving five times (1993-95, 97-98).

## YEAR-BY-YEAR LEADING RECEIVERS

YR	PLAYER	NO.	YDS	AVG	LG	TD
1960	Jim Colclough	49	666	13.6	61	9
1961	Gino Cappelletti	45	768	17.1	53	8
1962	Jim Colclough	40	868	21.7	78	10
	Ron Burton	40	461	11.5	69	4
1963	Jim Colclough	42	693	16.5	56	3
1964	Gino Cappelletti	49	865	17.7	58	7
1965	Jim Colclough	40	677	16.9	41	3
1966	Art Graham	51	673	13.2	42	4
1967	Art Graham	41	606	14.8	79	4
1968	Jim Whalen (TE)	47	718	15.3	87	7
1969	Carl Garrett (RB)	29	267	9.2	34	2
1970	Ron Sellers	38	550	14.5	48	4
1971	Randy Vataha	51	872	17.1	88	9
1972	Reggie Rucker	44	681	15.5	62	3
1973	Reggie Rucker	53	743	14.0	64	3
1974	Mack Herron (RB)	38	474	12.5	48	5
1975	Randy Vataha	46	720	15.7	47	6
1976	Andy Johnson (RB)	29	343	11.8	53	4
1977	Sam Cunningham (RB)	42	370	8.8	35	1
1978	Russ Francis (TE)	39	543	13.9	53	4
1979	Harold Jackson	45	1013	22.5	59	7
1980	Stanley Morgan	45	991	22.0	71	6
1981	Don Hasselbeck (TE)	46	808	17.6	51	6
1982	Stanley Morgan	28	584	20.9	75	3
1983	Stanley Morgan	58	863	14.9	50	2
1984	Derrick Ramsey (TE)	66	792	12.0	34	7
1985	Tony Collins (RB)	52	549	10.6	49	2
1986	Stanley Morgan	84	1491	17.8	44	10
1987	Tony Collins (RB)	44	347	7.9	29	3
1988	Reggie Dupard (RB)	34	232	6.8	15	0
1989	Eric Sievers (TE)	54	615	11.4	46	0

YR	PLAYER	NO.	YDS	AVG	LG	TD
1990	Irving Fryar	54	856	15.9	56	4
1991	Mrv Cook (TE)	82	808	9.9	49	3
1992	Irving Fryar	55	791	14.4	54	4
1993	Ben Coates (TE)	53	659	12.4	54	8
1994	Ben Coates (TE)	96	1174	12.2	62	7
1995	Ben Coates (TE)	84	915	10.9	35	6
1996	Terry Glenn	90	1132	12.6	37	6
1997	Ben Coates (TE)	66	737	11.2	35	8
1998	Ben Coates (TE)	67	668	10.0	33	6
1999	Terry Glenn	69	1147	16.6	67	4
2000	Troy Brown	83	944	11.4	44	4
2001	Troy Brown	101	1199	11.9	60	5
2002	Troy Brown	97	890	9.2	38	3
2003	Deion Branch	57	803	14.1	66	3
2004	David Givens	56	874	15.6	50	3
2005	Deion Branch	78	998	12.8	51	5
2006	Reche Caldwell	61	760	12.5	62	4
2007	Wes Welker	112*	1175	10.5	42	8
2008	Wes Welker	111	1165	10.5	64	3
2009	Wes Welker	123*	1348	11.0	58	4
2010	Wes Welker	86	848	9.9	35	7
2011	Wes Welker	122*	1569	12.9	99	9
2012	Wes Welker	118	1354	11.5	59	6
2013	Julian Edelman	105	1056	10.1	44	6
2014	Julian Edelman	92	972	10.6	69	4
2015	Rob Gronkowski (TE)	72	1176	16.3	76	11
2016	Julian Edelman	98	1106	11.3	77	3
2017	Rob Gronkowski (TE)	69	1084	15.7	53	8
2018	James White (RB)	87	751	8.6	42	7
2019	Julian Edelman	100	1117	11.2	44	6
2020	Jakobi Meyers	59	729	12.4	35	0

\*NFL Leader

RECORDS

# YEAR-BY-YEAR LEADERS

## YEAR-BY-YEAR NET YARDS FROM SCRIMMAGE

YR	PLAYER	TOTAL YDS	RUSH	REC.	YR	PLAYER	TOTAL YDS	RUSH	REC.
1960	Alan Miller	700	416	284	1990	John Stephens	1004	808	196
1961	Jim Colcough	794	37	757	1991	Leonard Russell	1040	959	81
	Billy Lott	794	461	333	1992	Irving Fryar	797	6	791
1962	Ron Burton	1009	548	461	1993	Leonard Russell	1333	1088	245
1963	Larry Garron	1168	750	418	1994	Ben Coates	1174	0	1174
1964	Larry Garron	935	585	350	1995	Curtis Martin	1748	1487	261
1965	Gino Cappelletti	680	0	680	1996	Curtis Martin	1485	1152	333
1966	Jim Nance	1561**	1458**	103	1997	Curtis Martin	1456	1160	296
1967	Jim Nance	1412	1216	196	1998	Robert Edwards	1446	1115	331
1968	Jim Whalen	718	0	718	1999	Terry Glenn	1147	0	1147
1969	Carl Garrett	958	691	267	2000	Kevin Faulk	1035	570	465
1970	Jim Nance	670	522	148	2001	Antowain Smith	1349	1157	192
1971	Carl Garrett	1049	784	265	2002	Antowain Smith	1225	982	243
1972	Carl Garrett	898	488	410	2003	Kevin Faulk	1078	638	440
1973	Reggie Rucker	742	-1	743	2004	Corey Dillon	1738	1635	103
1974	Mack Herron	1298	824	474	2005	Deion Branch	998	0	998
1975	Sam Cunningham	919	666	253	2006	Corey Dillon	959	812	147
1976	Sam Cunningham	1123	824	474	2007	Randy Moss	1493	0	1493
1977	Sam Cunningham	1385	1015	370	2008	Wes Welker	1191	26	1165
1978	Sam Cunningham	1065	768	297	2009	Wes Welker	1384	36	1348
1979	Stanley Morgan	1041	39	1002	2010	BenJarvus Green-Ellis	1093	1008	85
1980	Stanley Morgan	1027	36	991	2011	Wes Welker	1599	30	1569
1981	Tony Collins	1105	873	232	2012	Wes Welker	1374	20	1354
1982	Tony Collins	819	632	187	2013	Julian Edelman	1067	11	1056
1983	Tony Collins	1306	1049	257	2014	Rob Gronkowski	1124	0	1124
1984	Craig James	949	790	159	2015	Rob Gronkowski	1176	0	1176
1985	Craig James	1587	1227	360	2016	LeGarrette Blount	1199	1161	38
1986	Stanley Morgan	1491	0	1491	2017	Brandon Cooks	1122	40	1082
1987	Tony Collins	821	474	347	2018	James White	1176	425	751
1988	John Stephens	1266	1168	98	2019	Julian Edelman	1144	27	1117
1989	John Stephens	1040	833	207	2020	Damien Harris	743	691	52



Tony Collins is one of three Patriots, along with Sam Cunningham and Wes Welker, to lead the team in net yards from scrimmage four times.



Maurice Hurst's six seasons as the leading intecptor are the most by any Patriot (1989-94).

## YEAR-BY-YEAR LEADING INTERCEPTORS

YR	PLAYER	NO.	YDS	AVG	LG	TD	YR	PLAYER	NO.	YDS	AVG	LG	TD
1960	Gino Cappelletti	4	68	17.0	24	0	1991	Fred Marion	4	17	4.3	16	0
	Harry Jacobs	4	26	6.5	14	0	1992	Maurice Hurst	3	21	7.0	21	0
1961	Don Webb	5	153	30.6	59	2		Jerome Henderson	3	43	14.3	34	0
1962	Ross O'Hanley	5	83	16.6	28	0		Maurice Hurst	3	29	9.7	27	0
1963	Bob Suci	7	277	39.6	98	2	1993	Maurice Hurst	4	53	13.3	24	0
1964	Ron Hall	11	148	13.5	50	0	1994	Maurice Hurst	7	68	9.7	24	0
1965	Ron Hall	3	35	11.7	29	0	1995	Vincent Brown	4	1	0.3	1	0
	Nick Buoniconti	3	31	10.3	26	0	1996	Willie Clay	4	50	12.5	35	0
1966	Ron Hall	6	159	26.5	87	0	1997	Willie Clay	6	109	18.2	53t	1
1967	Nick Buoniconti	4	7	1.8	7	0	1998	Ty Law	9	133	14.8	59t	1
	Don Webb	4	91	22.8	41	0	1999	Lawyer Milloy	4	17	4.3	17	0
1968	Leroy Mitchell	7	41	5.9	20	0	2000	Ty Law	2	32	16.0	32	0
1969	Larry Carwell	4	114	28.5	38	0		Lawyer Milloy	2	2	1.0	2	0
	John Charles	4	46	11.5	25t	1		Tebucky Jones	2	20	10.0	20	0
	Ed Philpott	4	37	9.2	16	0	2001	Otis Smith	5	181	36.2	78t	2*
1970	Daryl Johnson	2	51	25.5	42	0	2002	Ty Law	4	33	8.3	29	0
1971	Larry Carwell	5	72	14.4	53t	1		Terrell Buckley	4	50	12.5	39	0
1972	Honor Jackson	4	133	33.3	55	0	2003	Ty Law	6	112	18.7	65t	1
1973	Ron Bolton	6	65	10.8	56	0		Iyrone Poole	6	81	13.5	44	0
1974	Ron Bolton	7	18	2.6	10	0	2004	Eugene Wilson	4	51	12.8	24	0
1975	Ron Bolton	5	33	6.6	15	0	2005	Asante Samuel	3	15	5.0	15	0
1976	Mike Haynes	8	90	11.3	28	0		Ellis Hobbs	3	8	2.7	3	0
1977	Mike Haynes	5	54	10.8	22	0	2006	Asante Samuel	10t	120	12.0	33	0
1978	Mike Haynes	6	123	20.5	50	1	2007	Asante Samuel	6	89	14.8	42	1
1979	Raymond Clayborn	5	56	11.2	27	0	2008	Brandon Meriweather	4	25	6.3	19	0
1980	Raymond Clayborn	5	87	17.4	29	0	2009	Brandon Meriweather	5	149	29.8	56	1
1981	Rick Sanford	3	28	9.3	21	0		Leigh Bodden	5	60	12.0	53t	1
	Tim Fox	3	20	6.7	20	0	2010	Devin McCourty	7	110	15.7	50	1
1982	Mike Haynes	4	26	6.5	26	0	2011	Kyle Arrington	7t	92	13.1	28	0
1983	Rick Sanford	7	24	3.4	16	0	2012	Devin McCourty	5	53	10.6	34	0
1984	Raymond Clayborn	3	102	34.0	43	0	2013	Logan Ryan	5	82	16.4	79t	1
1985	Fred Marion	7	189	27.0	83	0	2014	Devin McCourty	2	70	35.0	60	0
1986	Ronnie Lippett	8	76	9.5	43	0		Darrelle Revis	2	0	0.0	0	0
1987	Fred Marion	4	53	13.3	25	0		Logan Ryan	2	0	0.0	0	0
1988	Raymond Clayborn	4	65	16.3	31	0		Jamie Collins	2	0	0.0	0	0
	Fred Marion	4	47	11.8	22	0	2015	Logan Ryan	4	39	9.8	25	0
	Roland James	4	30	7.5	22	0	2016	Malcolm Butler	4	28	7.0	21	0
1989	Maurice Hurst	5	31	6.2	16t	1	2017	Duron Harmon	4	12	3.0	12	0
1990	Maurice Hurst	4	61	15.3	36	0	2018	Duron Harmon	4	0	0.0	0	0
	Ronnie Lippett	4	94	23.5	73	0	2019	Stephon Gilmore	6t	126	21.0	64	2*
							2020	J.C. Jackson	9	80	8.9	30	0

\*NFL Leader

# YEAR-BY-YEAR LEADERS

## YEAR-BY-YEAR SACK LEADERS

YR	PLAYER	SACKS	YR	PLAYER	SACKS	YR	PLAYER	SACKS
1960	Jack Rudolph, LB	3.0	1981	Tony McGee, DE	5.5	2001	Bobby Hamilton, DL	7.0
1961	Rommie Loudd, LB	7.0	1982	Don Blackmon, LB	4.5	2002	Richard Seymour, DL	5.5
1962	Larry Eisenhauer, DE	5.5	1983	Andre Tippett, LB	8.5		Willie McGinest, LB	5.5
1963	Larry Eisenhauer, DE	9.0	1984	Andre Tippett, LB	18.5	2003	Mike Vrabel, LB	9.5
1964	Larry Eisenhauer, DE	7.5	1985	Andre Tippett, LB	16.5	2004	Willie McGinest, LB	9.5
1965	Larry Eisenhauer, DE	9.5	1986	Garin Veris, DE	11.0	2005	Rosevelt Colvin, LB	7.0
1966	Jim Lee Hunt, DT	9.0	1987	Andre Tippett, LB	12.5	2006	Rosevelt Colvin, LB	8.5
1967	Houston Antwine, DT	6.0	1988	Brent Williams, DE	8.0	2007	Mike Vrabel, LB	12.5
1968	Houston Antwine, DT	7.5	1989	Brent Williams, DE	8.0	2008	Richard Seymour, DL	8.0
1969	Houston Antwine, DT	5.0	1990	Brent Williams, DE	6.0	2009	Tully Banta-Cain LB	10.0
1970	Ron Berger, DE	9.0	1991	Andre Tippett, LB	8.5	2010	Mike Wright, DL	5.5
1971	Steve Kiner, LB	6.5	1992	Andre Tippett, LB	7.0	2011	Mark Anderson, DE	10.0
1972	Julius Adams, DE	4.0	1993	Chris Slade, LB	9.0		Andre Carter, DE	10.0
1973	Julius Adams, DE	8.0	1994	Chris Slade, LB	9.5	2012	Rob Ninkovich, DL	8.0
1974	Julius Adams, DE	8.0	1995	Willie McGinest, DE	11.0	2013	Chandler Jones, DE	11.5
1975	Tony McGee, DE	9.0	1996	Willie McGinest, DE	9.5	2014	Rob Ninkovich, DL	8.0
1976	Tony McGee, DE	9.5	1997	Chris Slade, LB	9.0	2015	Chandler Jones, DE	12.5
1977	Tony McGee, DE	12.0	1998	Henry Thomas, DT	6.5	2016	Trey Flowers, DL	7.0
1978	Tony McGee, DE	11.5	1999	Willie McGinest, DE	9.0	2017	Trey Flowers, DL	6.5
1979	Tony McGee, DE	10.5	2000	Willie McGinest, DE	6.0	2018	Trey Flowers, DL	7.5
1980	Julius Adams, DE	9.0		Greg Spires, DE	6.0	2019	Jamie Collins Sr., LB	7.0
						2020	Chase Winovich, DL	5.5



Tony McGee recorded six seasons as the Patriots sack leader, the most by a defensive end (1975-79, 81).



Tom Yewcic led the Patriots in punting for five years (1961-65) with an overall average of 39.3 yards.

## YEAR-BY-YEAR LEADING PUNTERS

YR	PLAYER	NO.	YDS	AVG	LG	YR	PLAYER	NO	YARDS	AVG	LG
1960	Tom Greene	61	2235	36.9	66	1990	Brian Hansen	90	3752	41.7	69
1961	Tom Yewcic	64	2406	37.6	64	1991	Shawn McCarthy	66	2650	40.2	93
1962	Tom Yewcic	69	2654	38.5	56	1992	Shawn McCarthy	103	4212	41.0	61
1963	Tom Yewcic	73	2880	38.9	65	1993	Mike Saxon	73	3096	42.4	59
1964	Tom Yewcic	73	2787	38.2	63	1994	Pat O'Neill	69	2841	41.2	67
1965	Tom Yewcic	76	3094	40.7	70	1995	Pat O'Neill	41	1514	36.9	57
1966	Jim Fraser	55	2044	37.2	68		Bryan Wagner	37	1557	42.1	57
1967	Terry Swanson	65	2632	40.5	62	1996	Tom Tupa	63	2739	43.5	62
1968	Terry Swanson	62	2449	39.5	57	1997	Tom Tupa	78	3569	45.8	73
1969	Tom Janik	70	2903	41.5	56	1998	Tom Tupa	74	3294	44.5	64
1970	Tom Janik	86	3364	39.1	57	1999	Lee Johnson	90	3735	41.5	58
1971	Tom Janik	87	3249	37.3	58	2000	Lee Johnson	89	3798	42.7	62
1972	Pat Studstill	75	2859	38.1	57	2001	Ken Walter	49	1964	40.1	58
1973	Bruce Barnes	55	2134	38.8	53	2002	Ken Walter	70	2723	38.9	55
1974	Bruce Barnes	45	1604	35.6	50	2003	Ken Walter	76	2865	37.7	52
1975	Mike Patrick	83	3223	38.8	62	2004	Josh Miller	56	2350	42.0	69
1976	Mike Patrick	67	2688	40.1	52	2005	Josh Miller	76	3431	45.1	59
1977	Mike Patrick	65	2354	36.2	64	2006	Josh Miller	43	1848	43.0	62
1978	Jerrel Wilson	54	1921	35.6	57	2007	Chris Hanson	44	1821	41.4	64
1979	Eddie Hare	83	3038	36.6	58	2008	Chris Hanson	49	2143	43.7	70
1980	Mike Hubach	63	2392	38.0	69	2009	Chris Hanson	56	2221	39.7	56
1981	Rich Camarillo	47	1959	41.7	75	2010	Zoltan Mesko	58	2505	43.2	65
1982	Rich Camarillo	49	2140	43.7	76	2011	Zoltan Mesko	57	2648	46.5	65
1983	Rich Camarillo	81	3615	44.6	70	2012	Zoltan Mesko	60	2585	43.1	62
1984	Rich Camarillo	48	2020	42.1	61	2013	Ryan Allen	76	3491	45.9	65
1985	Rich Camarillo	92	3953	43.0	75	2014	Ryan Allen	66	3060	46.4	67
1986	Rich Camarillo	89	3746	42.1	64	2015	Ryan Allen	73	3358	46.0	67
1987	Rich Camarillo	62	2489	40.1	73	2016	Ryan Allen	72	3217	44.7	57
1988	Jeff Feagles	91	3482	38.3	74	2017	Ryan Allen	58	2515	43.4	60
1989	Jeff Feagles	63	2392	38.0	64	2018	Ryan Allen	64	2885	45.1	66
1990	Brian Hansen	90	3752	41.7	69	2019	Jake Bailey	81	3638	44.9	65
						2020	Jake Bailey	55	2678	48.7	71

# YEAR-BY-YEAR LEADERS

## YEAR-BY-YEAR LEADING KICKOFF RETURNERS

YR	PLAYER	NO	YDS	AVG.	LG	TD	YR	PLAYER	NO	YDS	AVG.	LG	TD
1960	Dick Christy	24	617	25.7	46	0	1990	Sammy Martin	25	515	20.6	38	0
1961	Larry Garron	16	438	27.4	89	1	1991	Jon Vaughn	34	717	21.1	99†	1
1962	Larry Garron	24	686	28.6	95†	1	1992	Jon Vaughn	20	564	28.2	100†	0
1963	Larry Garron	28	693	24.8	58	0	1993	Ray Crittenden	23	478	20.8	44	0
1964	J.D. Garrett	32	749	23.4	42	0	1994	Ray Crittenden	24	460	19.2	36	0
1965	Jay Cunningham	17	374	22.0	45	0	1995	David Meggett	38	964	25.4	62	0
1966	Joe Bellino	18	410	22.8	43	0	1996	David Meggett	34	781	23.0	54	0
1967	Jay Cunningham	30	627	20.9	41	0	1997	David Meggett	33	816	24.7	61	0
1968	Willie Porter	36	812	22.6	61	0	1998	Derrick Cullors	45	1085	24.1	68	0
1969	Carl Garrett	28	792	28.3	63	0	1999	Kevin Faulk	39	943	24.2	95	0
1970	Odell Lawson	25	546	21.8	52	0	2000	Kevin Faulk	37	806	21.8	40	0
1971	Carl Garrett	24	538	22.4	37	0	2001	Kevin Faulk	33	662	20.1	42	0
1972	Carl Garrett	16	410	25.6	49	0	2002	Deion Branch	36	863	24.0	63	0
1973	Mack Herron	41	1092	26.6	92†	1	2003	Bethel Johnson	30	847	28.2	92†	1
1974	Mack Herron	28	629	22.5	62	0	2004	Bethel Johnson	41	1016	24.8	93†	1
1975	Allen Carter	32	879	27.5	99†	1	2005	Bethel Johnson	31	694	22.4	54	0
1976	Jess Phillips	14	397	28.4	71	0	2006	Laurence Maroney	28	783	28.0	77	0
1977	Raymond Clayborn	28	869	31.0*	101†*	3*	2007	Ellis Hobbs	35	911	26.0	108†	1
1978	Raymond Clayborn	27	636	23.6	60	0	2008	Ellis Hobbs	45	1281	28.5	95†	1
1979	Allan Clark	37	816	22.1	38	0	2009	Laurence Maroney	13	279	21.5	52	0
1980	Horace Ivory	36	992	27.6*	98†	1*	2010	Brandon Tate	41	1057	25.8	103†	2
1981	Tony Collins	39	773	19.8	30	0	2011	Danny Woodhead	20	437	21.9	37	0
1982	Ricky Smith	24	567	23.6	98†	1	2012	Devin McCourty	27	654	24.2	104†	1
1983	Ricky Smith	42	916	21.8	53	0	2013	LeGarrette Blount	17	494	29.1	83	0
1984	Tony Collins	25	544	21.8	46	0	2014	Danny Amendola	20	482	24.1	81	0
1985	Stephen Starring	48	1012	21.1	53	0	2015	Keshawn Martin	10	257	25.7	75	0
1986	Stephen Starring	36	802	22.3	52	0	2016	Cyrus Jones	8	180	22.5	43	0
1987	Stephen Starring	23	445	19.3	43	0	2017	Dion Lewis	23	570	24.8	103†*	1
1988	Sammy Martin	31	735	23.7	95†	1	2018	Cordarelle Patterson	23	663	28.8	95†	1
1989	Sammy Martin	24	584	24.3	38	0	2019	Brandon Bolden	23	515	22.4	38	0
							2020	Gunner Olszewski	18	418	23.2	33	0



Stephen Starring is one of only six Patriots to record more than 1,000 yards on kickoff returns in a single season.



Carl Garrett averaged 15.5 yards per punt return in 1971, tied for the highest single-season average by any Patriot (Julian Edelman, 2012).

## YEAR-BY-YEAR LEADING PUNT RETURNERS

YR	PLAYER	NO	YDS	AVG.	LG	TD	YR	PLAYER	NO	YDS	AVG.	LG	TD
1960	Dick Christy	8	73	9.1	29	0	1989	Sammy Martin	19	164	8.6	28	0
1961	Ron Burton	8	128	16.0	62	0	1990	Irving Fryar	28	133	4.8	17	0
1962	Ron Burton	21	122	5.8	22	0	1991	Jerome Henderson	27	201	7.4	39	0
1963	Bob Suci	25	233	9.3	22	0	1992	Walter Stanley	28	227	8.1	50	0
1964	Dave Cloutier	20	136	6.8	40	0	1993	Troy Brown	25	224	9.0	19	0
1965	Ron Burton	15	61	4.1	12	0	1994	Troy Brown	24	202	8.4	38	0
1966	Vic Purvis	5	43	8.6	18	0	1995	David Meggett	45	383	8.5	23	0
1967	Joe Bellino	15	129	8.6	18	0	1996	David Meggett	52	588	11.3	60†	1
1968	Willie Porter	22	135	6.1	24	0	1997	David Meggett	45	467	10.4	47	0
1969	Carl Garrett	12	159	13.3	45	0	1998	Troy Brown	17	225	13.2	39	0
1970	Carl Garrett	17	168	9.9	62	0	1999	Troy Brown	38	405	10.7	52	0
1971	Carl Garrett	8	124	15.5	50	0	2000	Troy Brown	39	504	12.9	66†	1
1972	Carl Garrett	6	36	6.0	27	0	2001	Troy Brown	29	413	14.2*	85†	2
1973	Mack Herron	27	282	10.4	54	0	2002	Troy Brown	24	175	7.3	27	0
1974	Mack Herron	35	517	14.8	66	0	2003	Troy Brown	29	293	10.1	23	0
1975	Darryl Stingley	15	113	7.5	29	0	2004	Kevin Faulk	20	133	6.7	16	0
1976	Mike Haynes	45	608	13.5	89†	2	2005	Tim Dwight	32	273	8.5	29	0
1977	Stanley Morgan	16	220	13.8	53	0	2006	Kevin Faulk	31	330	10.6	43	0
	Mike Haynes	24	200	8.3	46	0	2007	Wes Welker	25	249	10.0	35	0
1978	Stanley Morgan	32	335	10.5	48	0	2008	Wes Welker	24	237	9.9	44	0
1979	Stanley Morgan	29	289	10.0	80†	1	2009	Wes Welker	27	338	12.5	69	0
1980	Roland James	33	331	10.0	75†	1	2010	Julian Edelman	21	321	15.3	94†	1
1981	Stanley Morgan	15	116	7.7	26	0	2011	Julian Edelman	28	296	10.6	72†	1
1982	Ricky Smith	16	139	8.7	19	0	2012	Julian Edelman	17	263	15.5	68†	1
1983	Ricky Smith	38	398	10.5	55	0	2013	Julian Edelman	35	374	10.7	43	0
1984	Irving Fryar	36	347	9.6	55	0	2014	Julian Edelman	25	299	12.0	84†	1
1985	Irving Fryar	37	520	14.1*	85†*	2**	2015	Danny Amendola	23	276	12.0*	82	0
1986	Irving Fryar	35	366	10.5	59†	1	2016	Julian Edelman	15	135	9.0	23	0
1987	Irving Fryar	18	174	9.7	36	0	2017	Danny Amendola	27	231	8.6	40	0
1988	Irving Fryar	38	398	10.5	30	0	2018	Julian Edelman	20	154	7.7	25	0
1989	Sammy Martin	19	164	8.6	28	0	2019	Gunner Olszewski	20	179	9.0	22	0
							2020	Gunner Olszewski	20	346	17.3*	70†	1**

\*NFL Leader \*\*tied for NFL lead

# YEAR-BY-YEAR LEADERS

## YEAR-BY-YEAR ALL PURPOSE YARDS LEADERS

YR	PLAYER	RUSH		REC		OFF	PUNT RET		KICK RET		RET	DEF	TOT
		NO.	YDS	NO.	YDS	YDS	NO.	YDS	NO.	YDS	YDS	YDS	YDS
1960	Richard Christy	78	363	26	268	631	8	73	24	617	690	0	1321
1961	Larry Garron	69	389	24	341	730	0	0	16	438	438	0	1168
1962	Ron Burton	134	548	40	461	1009	21	122	13	238	360	0	1369
1963	Larry Garron	179	750	26	418	1168	1	23	28	693	716	0	1884
1964	Larry Garron	183	585	40	350	935	0	0	10	198	198	0	1133
1965	Gino Cappelletti	0	0	37	680	680	0	0	0	0	0	0	680
1966	Jim Nance	299	1458	8	103	1561	0	0	0	0	0	0	1561
1967	Jim Nance	269	1216	22	196	1412	0	0	0	0	0	0	1412
1968	Willie Porter	0	0	0	0	0	22	135	36	812	947	0	947
1969	Carl Garrett	137	691	29	267	958	12	159	28	792	951	0	1909
1970	Carl Garrett	88	272	26	216	488	17	168	24	511	679	0	1167
1971	Carl Garrett	181	784	22	265	1049	8	124	24	538	662	0	1711
1972	Carl Garrett	131	488	30	410	898	6	36	16	410	446	0	1344
1973	Mack Herron	61	200	18	265	465	27	282	41	1092	1374	0	1839
1974	Mack Herron	231	824	38	474	1298	35	517	28	629	1146	0	2444
1975	Andy Johnson	117	488	26	294	782	6	60	10	188	248	0	1030
1976	Sam Cunningham	172	824	27	299	1123	0	0	0	0	0	0	1123
1977	Sam Cunningham	270	1015	42	370	1385	0	0	0	0	0	0	1385
1978	Stanley Morgan	2	11	34	820	831	32	335	1	17	352	0	1183
1979	Stanley Morgan	7	39	44	1002	1041	29	289	1	12	12	0	1342
1980	Horace Ivory	42	111	12	95	206	0	0	36	992	992	0	1198
1981	Tony Collins	204	873	26	232	1105	3	15	39	773	788	0	1893
1982*	Tony Collins	164	632	19	187	819	0	0	0	0	0	0	819
1983	Ricky Smith	0	0	0	0	0	38	398	42	916	1314	0	1314
1984	Tony Collins	138	550	16	100	650	0	0	25	544	544	0	1194
1985	Craig James	263	1227	27	360	1587	0	0	0	0	0	0	1587
1986	Stanley Morgan	0	0	84	1491	1491	0	0	0	0	0	0	1491
1987	Tony Collins	147	474	44	347	821	0	0	0	0	0	0	821
1988	John Stephens	297	1168	14	98	1266	0	0	0	0	0	0	1266
1989	John Stephens	244	833	21	207	1040	0	0	0	0	0	0	1040
1990	John Stephens	212	808	28	196	1004	0	0	0	0	0	0	1004
1991	Leonard Russell	266	959	18	81	1040	0	0	0	0	0	0	1040
1992	Walter Stanley	3	63	0	0	63	28	227	29	529	756	0	819
1993	Leonard Russell	300	1088	26	245	1333	0	0	0	0	0	0	1333
1994	Ben Coates	0	0	96	1174	1174	0	0	0	0	0	0	1174
1995	Dave Meggett	60	250	52	334	584	45	383	38	964	1347	0	1931
1996	Dave Meggett	40	122	33	292	414	52	588	34	781	1369	0	1783
1997	Dave Meggett	20	60	19	203	263	45	467	33	816	1283	0	1546
1998	Robert Edwards	291	1115	35	331	1446	0	0	0	0	0	0	1446
1999	Kevin Faulk	67	227	12	98	325	10	90	39	943	1033	0	1358
2000	Kevin Faulk	164	570	51	465	1035	6	58	37	806	874	0	1899
2001	Troy Brown	11	91	101	1199	1290	29	413	1	13	426	0	1716
2002	Kevin Faulk	52	271	37	379	650	8	65	26	725	790	0	1440
2003	Kevin Faulk	178	638	48	440	1078	5	66	10	207	273	0	1351
2004	Corey Dillon	345	1635	15	103	1738	0	0	0	0	0	0	1738
2005	Deion Branch	0	0	78	998	998	0	0	0	0	0	0	998
2006	Laurence Maroney	175	745	22	194	939	0	0	28	783	783	0	1722
2007	Wes Welker	4	34	112	1175	1209	25	249	7	176	425	0	1634
2008	Wes Welker	3	26	111	1165	1191	24	237	1	26	263	0	1454
2009	Wes Welker	5	36	123	1348	1384	27	338	2	45	383	0	1767
2010	Brandon Tate	5	62	24	432	494	1	4	41	1057	1061	0	1555
2011	Wes Welker	4	30	122	1569	1599	8	82	0	0	82	0	1681
2012	Wes Welker	2	20	118	1354	1374	25	243	3	33	276	0	1650
2013	Julian Edelman	2	11	105	1056	1067	35	374	0	0	374	0	1441
2014	Julian Edelman	10	94	92	972	1066	25	299	0	0	299	0	1365
2015	Rob Gronkowski	0	0	72	1176	1176	0	0	1	5	5	0	1181
2016	Julian Edelman	12	57	98	1106	1163	15	135	3	44	179	0	1342
2017	Dion Lewis	180	896	32	214	1110	0	0	23	570	570	0	1680
2018	James White	94	225	87	751	1176	0	0	0	0	0	0	1176
2019	Julian Edelman	8	27	100	1117	1144	0	0	1	19	19	0	1163
2020	Gunner Olszewski	5	23	5	62	85	20	346	18	418	764	0	849

\*strike year

RECORDS



# ALL-TIME TOP 10 SEASON LEADERS

## SCORING

RANK	PLAYER	YEAR	TD	PAT	FG	2 PT	PTS
1.	Stephen Gostkowski	2013	0	44	38	0	158
2.	Stephen Gostkowski	2017	0	45	37	0	156
	Stephen Gostkowski	2014	0	51	35	0	156
4.	Gino Cappelletti	1964	7	36	25	1	155
5.	Stephen Gostkowski	2012	0	66	29	0	153
6.	Stephen Gostkowski	2015	0	52	33	0	151
7.	Stephen Gostkowski	2008	0	40	36	0	148
8.	Gino Cappelletti	1961	8	48	17	0	147
9.	Stephen Gostkowski	2011	0	59	28	0	143
10.	Adam Vinatieri	2004	0	48	31	0	141

## SEASON RUSHING (BY YARDS)

RANK	PLAYER	YEAR	ATT	YDS	AVG.	LG	TD
1.	Corey Dillon	2004	345	1635	4.7	44	12
2.	Curtis Martin	1995	368	1487	4.0	49	14
3.	Jim Nance	1966	299	1458	4.9	65	11
4.	Stevan Ridley	2012	290	1263	4.4	41	12
5.	Craig James	1985	263	1227	4.7	65t	5
6.	Jim Nance	1967	269	1216	4.5	53	7
7.	John Stephens	1988	297	1168	3.9	52	4
8.	LeGarrette Blount	2016	299	1161	3.9	44	18
9.	Curtis Martin	1997	274	1160	4.2	70t	4
10.	Antowain Smith	2001	287	1157	4.0	44	12

## SEASON PASSING (BY YARDS)

RANK	PLAYER	YEAR	ATT	CMP	PCT.	YDS	TD	INT
1.	Tom Brady	2011	611	401	65.6	5235	39	12
2.	Tom Brady	2012	637	401	63.0	4827	34	8
3.	Tom Brady	2007	578	398	68.9	4806	50	8
4.	Tom Brady	2015	624	402	64.4	4770	36	7
5.	Tom Brady	2017	581	385	66.3	4577	32	8
6.	Drew Bledsoe	1994	691	400	57.9	4555	25	27
7.	Tom Brady	2009	565	371	65.7	4398	28	13
8.	Tom Brady	2018	570	375	65.8	4355	29	11
9.	Tom Brady	2013	628	380	60.5	4343	25	11
10.	Tom Brady	2005	530	334	63.0	4110	26	14

## SEASON RECEIVING (BY YARDS)

RANK	PLAYER	YEAR	NO.	YDS	AVG.	LG	TD
1.	Wes Welker	2011	122	1569	12.9	99t	9
2.	Randy Moss	2007	98	1493	15.2	65t	23
3.	Stanley Morgan	1986	84	1491	17.8	44t	10
4.	Wes Welker	2012	118	1354	11.5	59	6
5.	Wes Welker	2009	123	1348	11.0	58	4
6.	Rob Gronkowski	2011	90	1327	14.7	52t	17
7.	Randy Moss	2009	83	1264	15.2	71t	13
8.	Troy Brown	2001	101	1199	11.9	60t	5
9.	Rob Gronkowski	2015	72	1176	16.3	76t	11
10.	Wes Welker	2007	112	1175	10.5	42	8

## SEASON INTERCEPTIONS (BY NO.)

RANK	PLAYER	YEAR	NO.	YDS	AVG.	LG	TD
1.	Ron Hall	1964	11	148	13.5	50	0
2.	Asante Samuel	2006	10	120	12.0	33	0
3.	J.C. Jackson	2020	9	80	8.9	30	0
	Ty Law	1998	9	133	14.8	59t	1
4.	Mike Haynes	1976	8	90	11.3	28	0
4.	Ronnie Lippett	1986	8	76	9.5	43	0
6.	Kyle Arrington	2011	7	92	13.1	28	0
	Devin McCourty	2010	7	110	15.7	50	0
	Maurice Hurst	1994	7	68	9.7	24	0
	Fred Marion	1985	7	189	27.0	83	0
	Rick Sanford	1983	7	24	3.4	16	0
	Ron Bolton	1974	7	18	2.6	10	0
	Leroy Mitchell	1968	7	41	5.9	20	0
	Bob Suci	1963	7	277	39.6	98t	2

## SACKS

RANK	PLAYER	YEAR	NO.	SACK YDS
1.	Andre Tippett	1984	18.5	N/A
2.	Andre Tippett	1985	16.5	N/A
3.	Chandler Jones	2015	12.5	89.5
	Andre Tippett	1987	12.5	N/A
	Mike Vrabel	2007	12.5	70.5
6.	Chandler Jones	2013	11.5	73.5
	Tony McGee	1978	11.5	N/A
	Tony McGee	1977	12.0	N/A
9.	Willie McGinest	1995	11.0	96.0
	Garin Veris	1986	11.0	N/A

## ALL-PURPOSE YARDS

RANK	PLAYER	YEAR	YDS
1.	Mack Herron	1974	2444
2.	Dave Meggett	1995	1931
3.	Carl Garrett	1969	1909
4.	Kevin Faulk	2000	1899
5.	Tony Collins	1981	1893
6.	Larry Garron	1963	1884
7.	Mack Herron	1973	1839
8.	Dave Meggett	1996	1783
9.	Wes Welker	2009	1767
10.	Curtis Martin	1995	1748

# CAREER 100/300 YARD GAMES

## CAREER 100-YARD RUSHING PERFORMANCES

Number	Player	W-L-T
17	Jim Nance	11-4-2
14	Curtis Martin	9-5-0
11	Corey Dillon	10-1-0
11	Sam Cunningham	8-3-0
8	Don Calhoun	7-1-0
8	Tony Collins	7-1-0
7	John Stephens	5-2-0
7	Craig James	4-3-0
7	Stevan Ridley	7-0-0
6	Antowain Smith	6-0-0
6	LeGarrette Blount	6-0-0
5	Laurence Maroney	5-0-0
5	Sony Michel	5-0-0
5	Leonard Russell	3-2-0
4	BenJarvus Green-Ellis	4-0-0
4	Sammy Morris	4-0-0
4	Andy Johnson	3-1-0
4	Robert Edwards	2-2-0
3	Larry Garron	3-0-0
3	Horace Ivory	3-0-0
3	Damien Harris	1-2-0
2	Terry Allen	1-1-0
2	Ron Burton	1-1-0
2	Carl Garrett	1-1-0
2	Dion Lewis	2-0-0
1	Josh Ashton	1-0-0
1	Brandon Bolden	1-0-0
1	Dick Christy	1-0-0
1	Vagas Ferguson	1-0-0
1	J.D. Garrett	1-0-0
1	Jonas Gray	1-0-0
1	Steve Grogan	1-0-0
1	Michael LeBlanc	1-0-0
1	Mosi Tatupu	1-0-0
1	Fred Taylor	1-0-0
1	Mark Van Eeghen	1-0-0
1	Jon Vaughn	1-0-0
1	Shane Vereen	1-0-0
1	Mack Herron	0-1-0
1	Scott Lockwood	0-1-0
1	Robert Weathers	0-1-0
<b>166</b>	<b>Total</b>	<b>129-33-2*</b>

\*The Patriots have twice had multiple 100-yard rushers in the same game.

## CAREER 300-YARD PASSING GAMES

Number	Player	W-L-T
92	Tom Brady	76-16-0
26	Drew Bledsoe	17-9-0
12	Steve Grogan	3-9-0
7	Babe Parilli	3-2-2
7	Tony Eason	2-5-0
3	Matt Cassel	2-1-0
3	Hugh Millen	2-1-0
2	Cam Newton	0-2-0
1	Jim Plunkett	1-0-0
1	Matt Cavanaugh	0-1-0
1	Tom Ramsey	0-1-0
1	Butch Songin	0-1-0
1	Tom Yewcic	0-1-0
<b>157</b>	<b>Total</b>	<b>106-49-2</b>

## CAREER 100-YARD RECEIVING PERFORMANCES

Number	Player	W-L-T
38	Stanley Morgan	19-19-0
28	Rob Gronkowski	24-4-0
28	Wes Welker	22-6-0
18	Randy Moss	17-1-0
15	Julian Edelman	10-5-0
13	Terry Glenn	11-2-0
13	Troy Brown	9-4-0
12	Irving Fryar	5-7-0
9	Ben Coates	5-4-0
9	Jim Colclough	5-3-1
8	Deion Branch	7-1-0
8	Harold Jackson	5-3-0
7	Gino Cappelletti	2-3-2
6	Danny Amendola	4-2-0
6	David Givens	5-1-0
6	Ron Sellers	2-4-0
5	Art Graham	2-2-1
5	Vincent Brisby	4-1-0
5	David Patten	4-1-0
5	Hart Lee Dykes	1-4-0
4	Aaron Hernandez	3-1-0
4	Shawn Jefferson	2-2-0
4	Michael Timpson	2-2-0
4	Randy Vataha	2-2-0
4	Jim Whalen	1-3-0
4	Don Hasselbeck	0-4-0
3	Martellus Bennett	1-2-0
3	Brandon LaFell	2-1-0
3	Stephen Starring	3-0-0
3	Russ Francis	2-1-0
2	Reche Caldwell	2-0-0
2	Tony Collins	1-1-0
2	Brandin Cooks	2-0-0
2	Kevin Faulk	2-0-0
2	Larry Garron	2-0-0
2	Josh Gordon	2-0-0
2	Daniel Graham	2-0-0
2	Chris Hogan	2-0-0
2	Cedric Jones	1-1-0
2	Brandon Lloyd	0-2-0
2	Tony Romeo	1-0-1
2	Jakobi Meyers	1-1-0
2	Reggie Rucker	1-1-0
2	Eric Sievers	1-1-0
2	Tony Simmons	1-1-0
2	Darryl Stingley	2-0-0
1	Dick Christy	1-0-0
1	Aaron Dobson	1-0-0
1	Jabar Gaffney	1-0-0
1	Billy Lott	1-0-0
1	Greg McMurtry	1-0-0
1	Derrick Ramsey	1-0-0
1	Donté Stallworth	1-0-0
1	Brandon Tate	1-0-0
1	Kenbrell Thompkins	1-0-0
1	Shane Vereen	1-0-0
1	Ben Watson	1-0-0
1	Danny Woodhead	1-0-0
1	Bob Adams	0-1-0
1	Damiere Byrd	0-1-0
1	Don Calhoun	0-1-0
1	Andy Johnson	0-1-0
1	Joe Johnson	0-1-0
1	Aaron Marsh	0-1-0
1	Will Moore	0-1-0
1	James White	0-1-0
<b>332</b>	<b>Total</b>	<b>189-102-5*</b>

\*The Patriots have had multiple 100-yard receivers in the same game 37 times and are 27-9-1 in those games.



# CONSECUTIVE RECORDS

## INDIVIDUAL RECORDS

### CONSECUTIVE SEASONS PLAYED

20	Tom Brady (2000-19)
16	Steve Grogan (1975-90)
15	Troy Brown (1993-2007)
14	Bruce Armstrong (1987-2000)
	Steve Nelson (1974-87)

### CONSECUTIVE GAMES PLAYED

147	Raymond Clayborn (9/03/78-11/22/87)
112	Tom Brady (9/14/09-1/3/16)
111	Tom Brady (9/30/01-9/7/08)
110	Ray Hamilton (9/16/73-10/26/80)

### CONSECUTIVE GAMES STARTED

147	Raymond Clayborn (9/03/78-11/22/87)
112	Tom Brady (9/14/09-1/3/16)
111	Tom Brady (9/30/01-9/7/08)
110	Ray Hamilton (9/16/73-10/26/80)

### CONSECUTIVE GAMES SCORING TD

7	Curtis Martin (10/13/96-11/24/96)
6	Rob Gronkowski (11/06/11-12/11/11)
	Stevan Ridley (10/28/12-12/10/12)
	Laurence Maroney (10/18/09-11/30/09)
	Robert Edwards (9/07/98-10/19/98)
5	Eleven Times. Most Recent:
	LeGarrette Blount (12/4/16-1/01/17)

### CONSECUTIVE GAMES RUSHING TD

7	Curtis Martin (10/13/96-11/24/96)
6	Stevan Ridley (10/28/12-12/10/12)
	Laurence Maroney (10/18/09-11/30/09)
	Robert Edwards (09/07/98-10/19/98)
5	LeGarrette Blount (12/04/16-01/01/17)
	LeGarrette Blount (10/09-16-11/13/16)
	Stevan Ridley (10/13/13-11/18/13)
	BenJarvus Green-Ellis (9/26/10-10/31/10)
	Curtis Martin (10/23/95-11/19/95)
	Horace Ivory (10/22/78-11/19/78)

### CONSECUTIVE GAMES RECEIVING TD

6	Rob Gronkowski (11/06/11-12/11/11)
5	Rob Gronkowski (12/14/14-9/20/15)
	Rob Gronkowski (10/21/12-12/30/12)
	Rob Gronkowski (12/26/10-9/25/11)
	Randy Moss (10/14/07-11/18/07)
	Daniel Graham (12/27/03-10/10/04)
	Michael Timpson (12/26/93-9/18/94)
	Jimmy Colclough (11/11/62-12/09/62)
4	Chris Hogan (9/17/17-10/5/17)
	Rob Gronkowski (11/3/13-12/1/13)
	Stanley Morgan (9/21/86-10/12/86)
	Stanley Morgan (9/07/80-9/29/80)
	Art Graham (12/17/66-9/17/67)

### CONSECUTIVE GAMES PASSING TD

52	Tom Brady (9/12/10-9/29/13)
24	Tom Brady (10/27/13-12/21/14)
16	Tom Brady (12/17/06-12/9/07)
15	Tom Brady (9/10/15-12/27/15)
14	Babe Parilli (12/3/61-9/8/63)

### CONSECUTIVE STARTS NO INTERCEPTIONS

11	Tom Brady (10/24/10-1/2/11)
7	Tom Brady (12/18/16-10/1/17)
6	Tony Eason (9/07/86-10/26/86)
5	Tom Brady (10/21/12-11/22/12)
	Tom Brady (12/10/06-9/9/07)
	Drew Bledsoe (10/23/95-11/19/95)

### CONSECUTIVE ATTEMPTS NO INTERCEPTIONS

358	Tom Brady (10/17/10-9/12/11)*
264	Tom Brady (12/12/16-10/05/17)
201	Tom Brady (10/14/12-12/02/12)
196	Tom Brady (12/21/14-10/18/15)
190	Tom Brady (9/16/12-10/14/12)
183	Tom Brady (9/20/09-10/25/09)
179	Drew Bledsoe (10/23/95-11/26/95)

### CONSECUTIVE ATT. NO INT TO START CAREER

162	Tom Brady (11/23/00-10/28/01)
-----	-------------------------------

### CONSECUTIVE GAMES RECEPTIONS MADE

93	Wes Welker (9/9/07-12/30/12)
80	Rob Gronkowski (9/12/10-1/3/16)
63	Ben Coates (12/27/92-12/8/96)

### CONSECUTIVE RECEPTIONS MADE FOR TD

8	Mike Vrabel (9/28/02-10/28/07)
3	Derrick Ramsey (11/18/84)
	Harold Jackson (9/09/79)

### CONSECUTIVE GAMES WITH AN INT

5	J.C. Jackson (10/18/20-11/15/20)
4	Devin McCourty (9/8/19-9/29/19)
	Mike Haynes (11/7/76-11/28/76)
3	Aqib Talib (9/12/13-9/29/13)
	Devin McCourty (11/21/10-12/6/10)
	Ty Law (11/26/95-12/10/95)
	Myron Guyton (11/12/96-11/26/96)
	Asante Samuel (9/23/07-10/7/07)

### CONSECUTIVE FIELD GOALS MADE

31	Stephen Gostkowski (12/07/14-11/23/15)
26	Nick Folk (9/20/20-12/28/20)
	Adam Vinatieri (11/24/96-11/09/97)
23	Adam Vinatieri (10/17/04-12/26/04)
21	Stephen Gostkowski (9/22/13-11/24/13)

### CONSECUTIVE GAMES FG MADE

26	Stephen Gostkowski (9/12/11-11/18/12)
17	Matt Bahr (12/18/94-12/16/95)
	Tony Franklin (11/24/85-11/23/86)

### CONSECUTIVE PATs MADE

478	Stephen Gostkowski (12/31/06-10/16/16)*
117	Adam Vinatieri (10/27/96-10/31/99)
105	Gino Cappelletti (11/17/63-12/17/66)

\*NFL Record

# CONSECUTIVE RECORDS (CONT.)

## TEAM RECORDS

### CONSECUTIVE VICTORIES (INCL. PLAYOFFS)

21	Oct. 5, 2003 to Oct. 24, 2004*
18	Sept. 9, 2007 to Jan. 20, 2008
13	Dec. 23, 2018 to Oct. 27, 2019
13	Jan. 10, 2015 to Nov. 23, 2015
12	Nov. 25, 2001 to Sept. 22, 2002

### CONSECUTIVE PLAYOFF VICTORIES

10	Jan. 19, 2002 to Jan. 7, 2006*
5	Jan. 14, 2017 to Jan. 21, 2018
4	Jan. 10, 2015 to Jan. 16, 2016

### CONSECUTIVE SHUTOUT VICTORIES

2	vs. Miami, Dec. 12, 1982 and at Seattle Dec. 19, 1982
---	--

### CONSECUTIVE HOME VICTORIES

20	Dec. 21, 2008 to Oct. 16, 2011
18	Oct. 22, 2017 to Nov. 24, 2019
18	Dec. 29, 2002 to Sept. 8, 2005
16	Dec. 23, 2012 to Dec. 14, 2014
12	Nov. 26, 2006 to Sept. 7, 2008

### CONSECUTIVE ROAD VICTORIES

14	Sept. 11, 2016 to Dec. 3, 2017
12	Dec. 24, 2006 to Oct. 5, 2008
7	Oct. 19, 2003 to Oct. 3, 2004
	Dec. 11, 2005 to Nov. 19, 2006
6	Dec. 7, 2014 to Nov. 15, 2015
	Oct. 19, 1986 to Dec. 22, 1986
	Sept. 10, 1978 to Nov. 26, 1978

### CONSECUTIVE LOSSES

14	Sept. 23, 1990 to Dec. 30, 1990
10	Dec. 22, 1991 to Nov. 8, 1992
9	Oct. 25, 1981 to Dec. 20, 1981
	Oct. 8, 1972 to Dec. 3, 1972
	Sept. 27, 1970 to Nov. 22, 1970

### CONSECUTIVE HOME LOSSES

10	Dec. 24, 1989 to Sept. 9, 1991
6	Nov. 3, 1974 to Sept. 28, 1975
	Oct. 15, 1972 to Sept. 23, 1973
	Sept. 27, 1970 to Dec. 20, 1970

### CONSECUTIVE ROAD LOSSES

8	Sept. 13, 1981 to Dec. 20, 1981
	Dec. 6, 1970 to Dec. 12, 1971
	Oct. 6, 1968 to Oct. 26, 1969

### CONSECUTIVE GAMES SCORING

150	Dec. 17, 2006 to Sep. 22, 2016
149	Dec. 5, 1993 to Dec. 29, 2002
125	Sept. 28, 1975 to Nov. 13, 1983

### CONSEC. QUARTERS PATRIOTS SCORELESS

10	Nov. 22, 1992 (vs. N.Y. Jets, 2nd half) to Dec. 6, 1992 (vs. Indianapolis)
----	---

### CONSEC. SHUTOUT QUARTERS RECORDED

8	Dec. 12, 1982 (vs. Miami) to Dec. 19, 1982 (at Seattle)
7	Sept. 8, 2019 (vs. PIT, 4th quarter) to Sept. 22, 2019 (vs. N.Y. Jets, 2nd half)
7	Oct. 10, 2019 (vs. NYG, 2nd half) to Oct. 27, 2019 (vs. CLE, 1st quarter)

### CONSEC. QUARTERS NOT ALLOWING A TD

10	Dec. 5, 1982 (at Chicago, 2nd half) through Dec. 19, 1982 (at Seattle) (Shutout victories vs. Miami 12/12/82 and at Seattle 12/19/82)
10	Sept. 8, 2019 (vs. PIT) through Sept. 22, 2019 (vs. N.Y. Jets, first half)

### CONSEC. SERIES GAME PATRIOTS VICTORIES

15	Buffalo Bills, Dec. 27, 2003 to Dec. 26, 2010
11	Buffalo Bills, Jan. 2, 1983 to Dec. 20, 1987
10	N.Y. Jets, Nov. 27, 2016 to Jan. 3, 2021
	San Diego Chargers, Dec. 2, 1973 to Oct. 14, 2001

### CONSEC. SERIES GAME PATRIOTS LOSSES

10	Denver Broncos, Nov. 4, 1984 to Sept. 7, 1998
9	N.Y. Jets, Dec. 17, 1966 to Nov. 22, 1970
	Miami Dolphins, Sept. 17, 1989 to Nov. 21, 1993

\*NFL Record

# PATRIOTS INDIVIDUAL RECORDS

The following records relate to service with the Patriots and reflect only regular season activity; postseason playoff competition is excluded.  
Number of games per season: 1960-1977 (14); 1978-81 (16); 1982 (9); 1983-86 (16); 1987 (15), and 1988-18 (16).

## SERVICE

### MOST SERVICE

<b>Seasons</b> —	20	Tom Brady, 2000-2019
	16	Steve Grogan, 1975-90
	15	Troy Brown, 1993-2007
		Julius Adams, 1971-77, 79-85, 87
	14	Stephen Gostkowski, 2006-19
		Bruce Armstrong, 1987-2000
		Steve Nelson, 1974-87
	13	Kevin Faulk, 1999-2011
		Tedy Bruschi, 1996-2008
		Raymond Clayborn, 1977-89
		John Hannah, 1973-85
		Stanley Morgan, 1977-89
		Matthew Slater, 2008-20
		Mosi Tatupu, 1978-90

### Games —

	<b>Player, Pos.</b>	<b>Games</b>	<b>Years</b>
1.	Tom Brady, QB	285	2000-19
2.	Bruce Armstrong, OT	212	1987-2000
3.	Julius Adams, DE	206*	1971-77, 79-85, 87
4.	Stephen Gostkowski, K	204	2006-19
5.	Mosi Tatupu, RB	194	1978-90
6.	Troy Brown, WR	192	1993-2007
7.	Raymond Clayborn, CB	191	1977-89
8.	Tedy Bruschi, LB	189	1996-2008
	Matthew Slater, WR	189@	2008-20
10.	John Hannah, OG	183	1973-85
11.	Stanley Morgan, WR	180	1977-89
12.	Steve Nelson, LB	174	1974-87
13.	Devin McCourty, DB	171@	2010-20
	Willie McGinest, LB	171	1994-2005
15.	Kevin Faulk, RB	161	1999-2011
16.	Tom Neville, OT	160	1965-77
	Adam Vinatieri, K	160c	1996-2005
18.	Vince Wilfork, DL	158	2004-14
19.	Matt Light, T	155	2001-11
20.	Pete Brock, C	154	1976-87
21.	Gino Cappelletti, K/WR	153c	1960-70

### Games (Cont.) —

	<b>Player, Pos.</b>	<b>Games</b>	<b>Years</b>
22.	Bill Lenkaitis, C	151	1971-81
	Andre Tippett, LB	151	1982-93^
24.	Steve Grogan, QB	149	1975-90
25.	Jim Lee Hunt, DT	146	1960-70
26.	Roland James, SS	145	1980-90
27.	Fred Marion, FS	144	1982-91
28.	Houston Antwine, DT	142	1961-71
	Ben Coates, TE	142	1991-99
30.	Patrick Chung, S	141@	2009-12, 14-19
	Ty Law, CB	141	1995-2004
	Lonie Paxton, LS	141	2000-08
33.	Len St. Jean, OG	140c	1964-73
34.	Julian Edelman	137@	2009-20
35.	Don Webb, DB	134	1961-71
36.	Ray Hamilton, NT	132	1973-81
37.	Logan Mankins, G	130	2005-13
	Jon Morris, C	130	1964-74
39.	Irving Fryar, WR	129	1984-92
40.	Larry Izzo, LB	127	2001-08
	Chris Slade, LB	127	1993-2000
42.	Jim Colclough, WR	126	1960-68
	Johnny Rembert, LB	126	1983-92
44.	Ted Johnson, LB	125	1995-2004
	Mike Vrabel, LB	125	2001-2008
46.	Drew Bledsoe, QB	124	1993-2001
	Steve King, LB	124	1973-81
	Charlie Long, OT	124	1961-69
49.	Vincent Brown, LB	123	1988-95
	Rob Ninkovich	123	2009-16
51.	Ronnie Lippett, CB	122	1983-91
	Lawrence McGrew, LB	122	1980-89
	Don Webb, DB	122	1961-71

**c** - consecutive games played

**@** - active

**\*** - J. Adams DNP in 1986.

**^** - A. Tippett DNP in 1989

# PATRIOTS INDIVIDUAL RECORDS

## SCORING

### MOST POINTS

<b>Career</b> –	1,775	Stephen Gostkowski, 2006-2019
	1,158	Adam Vinatieri, 1996-2005
	1,130	Gino Cappelletti, 1960-70
	692	John Smith, 1974-82
	482	Rob Gronkowski, 2010-18
	442	Tony Franklin, 1984-87
	408	Stanley Morgan, 1977-89
<b>Season</b> –	158	Stephen Gostkowski, 2013 (44-xp, 38-fg)
	156	Stephen Gostkowski, 2017 (45-xp, 37-fg)
	156	Stephen Gostkowski, 2014 (51-xp, 35-fg)
	155	Gino Cappelletti, 1964 (7-td, 36-xp, 1-2pt, 25-fg)
	153	Stephen Gostkowski, 2012 (66-xp, 29-fg)
	151	Stephen Gostkowski, 2015 (52-xp, 33-fg)

<b>Game</b> –	28	Gino Cappelletti vs. HOU, Dec. 18, 1965 (2-td, 4-xp, 4-fg)
	24	Jonas Gray at IND, Nov. 16, 2014 (4-td)
	24	Randy Moss at BUF, Nov. 18, 2007 (4-td)
	24	Gino Cappelletti vs. BUF, Nov. 15, 1964 (3-td, 4-xp, 1-2pt)

<b>Most Seasons Leading the League</b> –	5	Stephen Gostkowski, 2008, 2012-15
		Gino Cappelletti, 1961, 63-66
	2	John Smith, 1979, 1980

## TOUCHDOWNS

### MOST TOUCHDOWNS

<b>Career</b> –	80	Rob Gronkowski, 2010-18 (1-r, 79-p)
	68	Stanley Morgan, 1977-89 (67-p, 1-rt)
	50	Ben Coates, 1991-99 (50-p)
		Randy Moss, 2007-10 (50-p)
	49	Sam Cunningham, 1973-79, 1981-82 (43-r, 6-p)
	46	Jim Nance, 1965-71 (45-r, 1-p)
	44	Tony Collins, 1981-87 (32-r, 12-p)

<b>Season</b> –	23	Randy Moss, 2007 (23-p)
	18	LeGarrette Blount, 2016 (18-r)
		Rob Gronkowski, 2011 (17-p, 1-r)
	17	Curtis Martin, 1996 (14-r, 3-p)
	15	Curtis Martin, 1995 (14-r, 1-p)
	13	Cam Newton, 2020 (12-r, 1-p)
		BenJarvus Green-Ellis, 2010 (13-r)
		Randy Moss, 2009 (13-p)
		Corey Dillon, 2006 (13-r)
		Corey Dillon, 2005 (12-r, 1-p)
		Corey Dillon, 2004 (12-r, 1-p)
		Antowain Smith, 2001 (12-r, 1-p)
		Steve Grogan, 1976 (12-r, 1-rt)
		Stanley Morgan, 1979 (12-p, 1-rt)

<b>Game</b> –	4	Jonas Gray at IND, Nov. 16, 2014 (4-r)
		Randy Moss at BUF, Nov. 18, 2007 (4-p)
	3	Accomplished 33 times. Most Recent: Rex Burkhead vs. LV, Sept. 27, 2020 (2-r, 1-p)

## PAT KICKS

### MOST PAT KICK ATTEMPTS

<b>Career</b> –	664	Stephen Gostkowski, 2006-19
	374	Adam Vinatieri, 1996-2005
	353	Gino Cappelletti, 1960-70
	323	John Smith, 1974-83
	166	Tony Franklin, 1984-87
<b>Season</b> –	74	Stephen Gostkowski, 2007
	66	Stephen Gostkowski, 2012
	59	Stephen Gostkowski, 2011
	52	Stephen Gostkowski, 2015
	51	Stephen Gostkowski, 2014
		John Smith, 1980
<b>Game</b> –	8	Stephen Gostkowski vs. IND, Nov. 18, 2012
		Stephen Gostkowski vs. TEN, Oct. 18, 2009
		Stephen Gostkowski at BUF, Nov. 18, 2007
		John Smith vs. NYJ, Sept. 9, 1979
		David Posey vs. NYJ, Oct. 29, 1978
	7	Stephen Gostkowski vs. NYJ, Nov. 3, 2013
		Stephen Gostkowski at NYJ, Nov. 22, 2012
		Stephen Gostkowski at BUF, Sept. 30, 2012
		Stephen Gostkowski at OAK, Dec. 14, 2008
		Stephen Gostkowski vs. WAS., Oct. 28, 2007
		Stephen Gostkowski at MIA, Oct. 21, 2007
		John Smith vs. OAK, Oct. 3, 1976
		Gino Cappelletti vs. BUF, Oct. 22, 1961

### MOST PAT KICKS MADE

<b>Career</b> –	653	Stephen Gostkowski, 2006-19
	367	Adam Vinatieri, 1996-2005
	342	Gino Cappelletti, 1960-70
	308	John Smith, 1974-83
	163	Tony Franklin, 1984-87

<b>Season</b> –	74	Stephen Gostkowski, 2007
	66	Stephen Gostkowski, 2012
	59	Stephen Gostkowski, 2011
	52	Stephen Gostkowski, 2015
	51	Stephen Gostkowski, 2014
		John Smith, 1980

<b>Game</b> –	8	Stephen Gostkowski vs. IND, Nov. 18, 2012
		Stephen Gostkowski vs. TEN, Oct. 18, 2009
		Stephen Gostkowski at BUF, Nov. 18, 2007
		John Smith vs. NYJ, Sept. 9, 1979

## MISC. SCORING

### SAFETY

<b>Game</b> –	1	Accomplished 30 times, most recent: penalty enforced at N.Y. Jets, 10/21/19
---------------	---	---

<b>Season</b> –	2	Don Blackmon, at Tampa Bay, 10/27/85 and vs. Green Bay, 9/8/85
-----------------	---	--

(NOTE: See fumble section for scoring on fumbles)

### MOST TWO-POINT CONVERSIONS

<b>Career</b> –	4	Julian Edelman, 2009-20
		Gino Cappelletti, 1960-70

<b>Game</b> –	1	Accomplished many times, most recent: Jakobi Meyers at Buffalo, Nov. 1, 2020
---------------	---	--

# PATRIOTS INDIVIDUAL RECORDS

## MISC. SCORING (CONT.)

### MISSED FG RETURNED FOR TD

91 yds Ron Burton vs. Denver, Nov. 11, 1962

### BLOCKED FG RETURNED FOR TD

71 yds Raymond Clayborn at Houston, Oct. 18, 1987  
65 yds Mike Haynes at N.Y. Jets, Oct. 5, 1980  
62 yds Kyle Arrington vs. Miami, Dec. 14, 2014  
58 yds Chandler Jones at Minnesota, Sept. 14, 2014  
45 yds Larry Carwell vs. Cincinnati, Sept. 17, 1972  
44 yds Devin McCourty at L.A. Chargers, Dec. 6, 2020

### BLOCKED PUNT RETURNED FOR TD

31 yds Rod McSwain at L.A. Rams, Nov. 16, 1986  
29 yds Kyle Van Noy at Chicago, Oct. 21, 2018  
20 yds Don Webb vs. San Diego, Dec. 17, 1961  
17 yds Mose Tatupu at New Orleans, Nov. 30, 1986  
11 yds Matthew Slater at Buffalo, Sept. 29, 2019  
10 yds Roland Moss vs. Buffalo, Nov. 14, 1971  
8 yds Rick Sanford vs. Baltimore, Nov. 18, 1979  
6 yds Chase Winovich vs. N.Y. Giants, Oct. 10, 2019  
4 yds Tedy Bruschi vs. Baltimore, Oct. 6, 1996  
3 yds Willie Scott vs. Indianapolis, Nov. 22, 1987  
0 yds JD Garrett at Miami on Dec. 17, 1967  
0 yds Leroy Moore vs. Oakland, Nov. 17, 1961

## FIELD GOALS

### MOST FIELD GOAL ATTEMPTS

**Career —** 428 Stephen Gostkowski, 2006-19  
334 Gino Cappelletti, 1960-70  
321 Adam Vinatieri, 1996-2005  
191 John Smith, 1974-83  
125 Tony Franklin, 1984-87

**Season —** 41 Stephen Gostkowski, 2013  
Tony Franklin, 1986  
40 Stephen Gostkowski, 2017  
Stephen Gostkowski, 2008  
39 Adam Vinatieri, 1998  
Gino Cappelletti, 1964

**Game —** 7 Jason Staurovsky, vs. IND, Dec. 3, 1989  
Gino Cappelletti vs. CIN, Nov. 16, 1969  
Gino Cappelletti vs. BUF, Sept. 24, 1967  
Gino Cappelletti vs. SD, Sept. 20, 1964  
6 Stephen Gostkowski vs. LAC, Oct. 29, 2017  
Adam Vinatieri vs. JAX, Sept. 22, 1996  
Gino Cappelletti vs. NYJ, Sept. 27, 1964  
Gino Cappelletti at DEN, Oct. 4, 1964  
Gino Cappelletti vs. HOU, Dec. 18, 1965

### Most Seasons Leading League —

3 Stephen Gostkowski, 2008, 2013-14  
Gino Cappelletti, 1961, 63-64  
2 Adam Vinatieri, 2004  
Tony Franklin, 1986

### MOST FIELD GOALS MADE

**Career —** 374 Stephen Gostkowski, 2006-19  
263 Adam Vinatieri, 1996-2005  
176 Gino Cappelletti, 1960-70  
128 John Smith, 1974-83  
93 Tony Franklin, 1984-87

## FIELD GOALS (CONT.)

### MOST FIELD GOALS MADE (CONT.)

**Season —** 38 Stephen Gostkowski, 2013  
37 Stephen Gostkowski, 2017  
36 Stephen Gostkowski, 2008  
35 Stephen Gostkowski, 2014  
33 Stephen Gostkowski, 2015

### Game —

6 Gino Cappelletti vs. Denver, Oct. 4, 1964  
5 Stephen Gostkowski vs. Kansas City, Oct. 14, 2018  
Stephen Gostkowski vs. Cincinnati, Oct. 5, 2014  
Adam Vinatieri vs. Buffalo, Nov. 14, 2004  
Adam Vinatieri vs. Jacksonville, Sept. 22, 1996  
Jason Staurovsky vs. Indianapolis, Dec. 3, 1989

### Game (No Misses) —

6 Gino Cappelletti vs. Denver, Oct. 4, 1964  
5 Stephen Gostkowski vs. Kansas City, Oct. 14, 2018  
Stephen Gostkowski vs. Cincinnati, Oct. 5, 2014  
Adam Vinatieri vs. Buffalo, Nov. 14, 2004

### Longest Made —

62 Stephen Gostkowski at Oakland, Nov. 19, 2017\*  
58 Stephen Gostkowski vs. Carolina, Oct. 1, 2017  
57 Stephen Gostkowski at Dallas, Oct. 11, 2015  
Adam Vinatieri at Chicago, Nov. 10, 2002  
55 Adam Vinatieri at St. Louis, Dec. 13, 1998  
Matt Bahr at Miami, Nov. 12, 1995  
54 Stephen Gostkowski at N.Y. Giants Nov. 15, 2015  
Stephen Gostkowski vs. New Orleans, Oct. 13, 2013  
Adam Vinatieri vs. Cleveland, Dec. 12, 2001

### Most 50-Yard Field Goals Made —

**Career —** 25 Stephen Gostkowski (2006-19)  
8 Adam Vinatieri (1996-2005)  
3 Nick Folk (2019-20)  
Tony Franklin (1984-87)

### Season —

5 Stephen Gostkowski, 2013  
4 Stephen Gostkowski, 2017  
Stephen Gostkowski, 2015  
2 Nine times. Most Recent:  
Nick Folk, 2020

### Game —

2 Stephen Gostkowski at Oakland\*, Nov. 19, 2017 (62,51)  
Stephen Gostkowski at Houston, Dec. 1, 2013 (53,53)  
Stephen Gostkowski vs. Arizona, Sept. 16, 2012 (51,53)

\*Mexico City

## RUSHING

### MOST RUSHING ATTEMPTS

**Career —** 1,385 Sam Cunningham, 1973-79, 1981-82  
1,323 Jim Nance, 1965-71  
1,191 Tony Collins, 1981-87  
958 Curtis Martin, 1995-97  
891 John Stephens, 1988-92

### Season —

368 Curtis Martin, 1995  
345 Corey Dillon, 2004  
316 Curtis Martin, 1996  
300 Leonard Russell, 1993  
299 LeGarrette Blount, 2016  
Jim Nance, 1966

# PATRIOTS INDIVIDUAL RECORDS

## RUSHING (CONT.)

### MOST RUSHING ATTEMPTS (CONT.)

<b>Game —</b>	
40	Curtis Martin vs. NYJ, Sept. 14, 1997 (199 yds)
38	Jim Nance vs. OAK, Oct. 30, 1966 (208 yds)
37	Jonas Gray at IND, Nov. 16, 2014 (201 yds)
36	Curtis Martin vs. BUF, Oct. 23, 1995 (127 yds)
35	Curtis Martin vs. IND, Nov. 24, 1996 (141 yds)
	Curtis Martin at NYJ, Nov. 5 1995 (166 yds)
	Michael LeBlanc vs. BUF Oct. 11, 1987 (146 yds)
	John Stephens vs. CHI, Oct. 30, 1988 (124 yds)

### Seasons Leading League —

3	Jim Nance, 1966-67, 69
---	------------------------

### MOST RUSHING YARDS

<b>Career —</b>	5,453 Sam Cunningham, 1973-79, 1981-82
	5,323 Jim Nance, 1965-71
	4,647 Tony Collins, 1981-87
	3,799 Curtis Martin, 1995-97
	3,607 Kevin Faulk, 1999-2011
	3,391 Don Calhoun, 1975-81

### Season —

1,635	Corey Dillon, 2004
1,487	Curtis Martin, 1995
1,458	Jim Nance, 1966
1,263	Stevan Ridley, 2012
1,227	Craig James, 1985
1,216	Jim Nance, 1967

### Game —

212	Tony Collins vs. N.Y. Jets, Sept. 18, 1983 (23 att.)
208	Jim Nance vs. Oakland, Oct. 30, 1966 (38 att.)
201	Jonas Gray at Indianapolis, Nov. 16, 2014 (37 att.)
199	Curtis Martin vs. N.Y. Jets, Sept. 14, 1997 (40 att.)
196	Robert Edwards at St. Louis, Dec. 13, 1998 (24 att.)
189	LeGarrette Blount vs. Buffalo, Dec. 29, 2013 (24 att.)
185	Jim Nance vs. Buffalo, Sept. 24, 1967 (34 att.)

### Seasons Leading League —

2	Jim Nance, 1966-67
---	--------------------

### LONGEST RUN FROM SCRIMMAGE

85	Larry Garron vs. Buffalo, Oct. 22, 1961 (TD)
80	Carl Garrett vs. Miami, Nov. 9, 1969 (TD)
77	Robert Weathers vs. Baltimore, Sept. 4, 1983
	Ron Burton at Denver, Oct. 23, 1960

### HIGHEST AVERAGE RUSHING GAIN

#### Career (450 Attempts) —

4.34	Stevan Ridley, 2011-14 (649-2,817)
4.31	LeGarrette Blount, 2013-16 (677-2,917)
4.28	Sony Michel, 2018-20 (536-2,292)
4.22	Corey Dillon, 2004-06 (753-3,180)
	Craig James, 1984-88 (585-2,469)
4.18	Laurence Maroney, 2006-09 (582-2,430)
4.17	Kevin Faulk, 1999-2011 (864-3,607)
4.16	Carl Garrett, 1969-72 (537-2,235)
4.14	Don Calhoun, 1975-81 (820-3,391)

### HIGHEST AVERAGE RUSHING GAIN (CONT.)

#### Season (100 Attempts) —

5.59	Don Calhoun, 1976 (129-721)
5.45	Mosi Tatupu, 1983 (106-578)
5.05	LeGarrette Blount, 2013 (153-772)
5.04	Damien Harris, 2020 (137-691)
	Carl Garrett, 1969 (137-691)
4.98	Dion Lewis, 2017 (180-896)

#### Game (10 Attempts) —

11.60	Larry Garron vs. Buffalo, Oct. 22, 1961 (10-116)
11.36	Sam Cunningham at Buffalo, Oct. 20, 1974 (11-125)
11.14	Laurence Maroney vs. Miami, Dec. 23, 2007 (14-156)

### MOST RUSHING TOUCHDOWNS

<b>Career —</b>	45 Jim Nance, 1965-71
43	Sam Cunningham, 1973-79, 1981
37	Corey Dillon, 2004-06
35	Steve Grogan, 1975-90
34	LeGarrette Blount, 2013-16
32	Curtis Martin, 1995-97
	Tony Collins, 1981-87
29	BenJarvus Green-Ellis, 2008-11

### Season —

18	LeGarrette Blount, 2016
14	Curtis Martin, 1996
	Curtis Martin, 1995
13	BenJarvus Green-Ellis, 2010
	Corey Dillon, 2006
12	Cam Newton, 2020
	Stevan Ridley, 2012
	Corey Dillon, 2005
	Corey Dillon, 2004
	Antowain Smith, 2001
	Steve Grogan, 1976

### Game —

4	Jonas Gray at Indianapolis, Nov. 16, 2014
3	Sony Michel at New York Jets, Oct. 21, 2019
	Mike Gillislee vs. Kansas City, Sept. 7, 2017
	LeGarrette Blount vs. Seattle, Nov. 13, 2016
	LeGarrette Blount vs. Jacksonville, Sept. 27, 2015
	Corey Dillon vs. Detroit, Dec. 3, 2006
	Curtis Martin vs. Miami, Nov. 3, 1996
	Mosi Tatupu at L.A. Rams, Dec. 11, 1983
	Tony Collins vs. N.Y. Jets, Sept. 18, 1983
	Sam Cunningham at Buffalo, Oct. 20, 1974

### Seasons Leading League —

1	LeGarrette Blount, 2016
	Jim Nance, 1966

### MOST 100-YARD RUSHING GAMES

17	Jim Nance (1965-71)
14	Curtis Martin (1995-97)
11	Corey Dillon (2004-06)
	Sam Cunningham (1973-79, 81-82)

### MOST 1,000-YARD SEASONS

3	Curtis Martin (1995-97)
2	Jim Nance (1965-71)

# PATRIOTS INDIVIDUAL RECORDS

## PASSING

### MOST PASSING YARDS

<b>Career</b> —	74,571	Tom Brady, 2000-19
	29,657	Drew Bledsoe, 1993-2001
	26,886	Steve Grogan, 1975-90
	16,747	Babe Parilli, 1961-67
	10,732	Tony Eason, 1983-89

<b>Season</b> —	5,235	Tom Brady, 2011
	4,827	Tom Brady, 2012
	4,806	Tom Brady, 2007
	4,770	Tom Brady, 2015
	4,577	Tom Brady, 2017
	4,555	Drew Bledsoe, 1994

<b>Game</b> —		
	517	Tom Brady at Miami, Sept. 12, 2011
	466	Tom Brady at Buffalo, Sept. 20, 2015
	447	Tom Brady at New Orleans, Sept. 17, 2017
	443	Tom Brady vs. San Francisco, Dec. 16, 2012
	432	Tom Brady vs. Pittsburgh, Nov. 3, 2013
	426	Drew Bledsoe vs. Minnesota, Nov. 13, 1994
	423	Tom Brady vs. San Diego, Sept. 18, 2011

<b>Seasons Leading League</b> —		
	3	Tom Brady, 2005, 2007, 2017
	1	Drew Bledsoe, 1994
		Babe Parilli, 1964

### HIGHEST COMPLETION PERCENTAGE

<b>Career</b> —	65.8	Cam Newton, 2020
	63.8	Tom Brady, 2000-19
	58.4	Tony Eason, 1983-89
	56.3	Drew Bledsoe, 1993-2001
	52.3	Steve Grogan, 1975-90

<b>Season (100 Attempts)</b> —		
	.689	Tom Brady, 2007 (578-398)
	.674	Tom Brady, 2016 (432-291)
	.663	Tom Brady, 2017 (581-385)
	.659	Tom Brady, 2010 (492-324)
	.658	Cam Newton, 2020 (368-242)
		Tom Brady, 2018 (570-375)
	.657	Tom Brady, 2009 (565-371)

<b>Game (20 Attempts)</b> —		
	.885	Tom Brady vs. Jacksonville, Dec. 27, 2009 (26-23)
	.857	Tom Brady vs. Chicago, Oct. 26, 2014 (35-30)
	.853	Tom Brady vs. Tennessee, Oct. 18, 2009 (34-29)
	.846	Tom Brady at Buffalo, Nov. 3, 2002 (26-22)
	.840	Tom Brady at Miami, Nov. 21, 2007 (25-21)
	.829	Tom Brady vs. Cincinnati, Oct. 16, 2016 (35-29)
	.815	Tom Brady at Atlanta, Oct. 9, 2005 (27-22)

<b>Seasons Leading League</b> —		
	1	Tom Brady, 2007
		Babe Parilli, 1961

### MOST COMPLETIONS

<b>Career</b> —	6,377	Tom Brady, 2000-19
	2,544	Drew Bledsoe, 1993-2001
	1,879	Steve Grogan, 1975-90
	1,140	Babe Parilli, 1961-67
	876	Tony Eason, 1983-89

### MOST COMPLETIONS (CONT.)

<b>Season</b> —	402	Tom Brady, 2015
	401	Tom Brady, 2012
		Tom Brady, 2011
	400	Drew Bledsoe, 1994
	398	Tom Brady, 2007
	385	Tom Brady, 2017

<b>Game</b> —		
	45	Drew Bledsoe vs. Minnesota, Nov. 13, 1994**
	39	Tom Brady vs. Buffalo, Sept. 14, 2009
		Tom Brady vs. Kansas City, Sept. 22, 2002
		Drew Bledsoe at Pittsburgh, Dec. 16, 1995
	38	Tom Brady at Buffalo, Sept. 20, 2015
		Tom Brady vs. Detroit, Nov. 23, 2014

### MOST PASS ATTEMPTS

<b>Career</b> —	9,988	Tom Brady, 2000-19
	4,518	Drew Bledsoe, 1993-2001
	3,593	Steve Grogan, 1975-90

<b>Season</b> —	691	Drew Bledsoe, 1994
	637	Tom Brady, 2012
	636	Drew Bledsoe, 1995
	628	Tom Brady, 2013

<b>Game</b> —		
	70	Drew Bledsoe vs. Minnesota, Nov. 13, 1994*
	65	Tom Brady vs. San Francisco, Dec. 16, 2012
	60	Drew Bledsoe at Pittsburgh, Dec. 16, 1995
	59	Tom Brady at Buffalo Sept. 20, 2015
		Steve Grogan vs. New Orleans, Nov. 12, 1989

### LONGEST PASS COMPLETION

99t	Tom Brady at MIA, Sept. 12, 2011 (to Wes Welker)**
91t	Tom Brady at IND, Oct. 21, 2001 (to David Patten)
90t	Tony Eason at CHI, Sept. 15, 1985 (to Craig James)
88t	Jim Plunkett vs. BAL, Dec. 19, 1971 (to Randy Vataha)
87t	Tom Sherman vs. NYJ, Oct. 27, 1968 (to Jim Whalen)
86t	Drew Bledsoe at PIT, Dec. 6, 1998 (to Terry Glenn)
84t	Drew Bledsoe vs. MIA, Nov. 3, 1996 (to Ben Coates)

### FEWEST INTERCEPTIONS THROWN

<b>Career (500 Attempts)</b> —		
	13	Matt Cassel, 2005-08
	24	Butch Songin, 1960-61
	28	Hugh Millen, 1991-92
	44	Mike Taliaferro, 1968-70
	48	Tony Eason, 1983-89

### FEWEST INTERCEPTIONS THROWN

<b>Season (100 Attempts)</b> —		
	2	Tom Brady, 2016 (432 att.)
		Steve Grogan, 1986 (102 att.)
	4	Tom Brady, 2010 (492 att.)
		Scott Zolak, 1992 (100 att.)
		Tony Eason, 1989 (105 att.)
		Steve Grogan, 1982 (122 att.)

\*NFL Record

\*\*Tied NFL Record



# PATRIOTS INDIVIDUAL RECORDS

## PASSING (CONT.)

### LOWEST INTERCEPTION PERCENTAGE

#### Season (100 Attempts) –

0.5	Tom Brady, 2016 (2-432)
0.8	Tom Brady, 2010 (4-492)
1.1	Tom Brady, 2015 (7-624)
1.3	Tom Brady, 2019 (8-613)
	Tom Brady, 2012 (8-637)
1.4	Tom Brady, 2017 (8-581)
	Tom Brady, 2007 (8-578)

### MOST INTERCEPTIONS THROWN

#### Career (500 Attempts) –

208	Steve Grogan, 1975-90
178	Tom Brady, 2000-19
138	Babe Parilli, 1961-67
	Drew Bledsoe, 1993-2001
87	Jim Plunkett, 1971-75

#### Season –

27	Drew Bledsoe, 1994
	Babe Parilli, 1964
26	Babe Parilli, 1965
25	Jim Plunkett, 1972
24	Babe Parilli, 1967
	Babe Parilli, 1963

#### Game (25 Attempts) –

6	Steve Grogan vs. San Francisco, Nov. 30, 1980
	Babe Parilli vs. Denver, Sept. 3, 1967
5	Nine times. Most Recent:
	Drew Bledsoe at Miami, Nov. 21, 1999

### MOST TOUCHDOWN PASSES

Career –	541	Tom Brady, 2000-19
	182	Steve Grogan, 1975-90
	166	Drew Bledsoe, 1993-2001
	132	Vito (Babe) Parilli, 1961-67
	62	Jim Plunkett, 1971-75

#### Season –

50	Tom Brady, 2007
39	Tom Brady, 2011
36	Tom Brady, 2015
	Tom Brady, 2010
34	Tom Brady, 2012
33	Tom Brady, 2014
32	Tom Brady, 2017
31	Babe Parilli, 1964

### MOST RECEPTIONS

Career –	672	Wes Welker, 2007-12
	620	Julian Edelman, 2009-20
	557	Troy Brown, 1993-2007
	534	Stanley Morgan, 1977-89
	521	Rob Gronkowski, 2010-18

Season –	123	Wes Welker, 2009
	122	Wes Welker, 2011
	118	Wes Welker, 2012
	112	Wes Welker, 2007
	111	Wes Welker, 2008
	105	Julian Edelman, 2013
	101	Troy Brown, 2001
	100	Julian Edelman, 2019

### MOST TOUCHDOWN PASSES (CONT.)

#### Game –

6	Tom Brady vs. Tennessee, Oct. 18, 2009
	Tom Brady at Miami, Oct. 21, 2007
5	Tom Brady vs. Houston, Sept. 24, 2017
	Tom Brady vs. Chicago, Oct. 26, 2014
	Tom Brady at Buffalo, Nov. 18, 2007
	Tom Brady at Dallas, Oct. 14, 2007
	Steve Grogan vs. N.Y. Jets, Sept. 9, 1979
	Babe Parilli at Buffalo, Nov. 15, 1964
	Babe Parilli vs. Miami, Oct. 15, 1967

#### Quarter –

5	Tom Brady vs. Tennessee, Oct. 18, 2009 (2nd Qtr)*
3	Tom Brady at Miami, Dec. 9, 2018 (2nd Qtr)
	Tom Brady at New Orleans, Sept. 17, 2017 (1st Qtr)
	Tom Brady vs. Chicago, Oct. 26, 2014 (2nd Qtr)
	Tom Brady at N.Y. Jets, Nov. 22, 2012 (2nd Qtr)
	Tom Brady at Buffalo, Nov. 18, 2007 (2nd Qtr)
	Tom Brady at Miami, Oct. 21, 2007 (2nd Qtr)

#### Most Seasons Leading League –

4	Tom Brady, 2002, 2007, 2010, 2015
1	Steve Grogan, 1979 (tied Brian Sipe of CLE.-28)
	Babe Parilli, 1964

### MOST 300-YARD PASSING GAMES

92	Tom Brady (2000-19)
26	Drew Bledsoe (1993-2001)
12	Steve Grogan (1975-90)

### MOST 3,000-YARD PASSING SEASONS

17	Tom Brady (2000-19)
7	Drew Bledsoe (1993-2001)

### MOST 4,000-YARD PASSING SEASONS

11	Tom Brady (2000-19)
2	Drew Bledsoe (1993-2001)

\*NFL Record

## RECEIVING

### MOST RECEPTIONS (CONT.)

#### Game –

16	Wes Welker at Buffalo, Sept. 25, 2011 (217 yds)
	Troy Brown, vs. Kansas City (OT), Sept. 22, 2002 (176)
15	Wes Welker vs. N.Y. Jets, Nov. 22, 2009 (192)
13	Julian Edelman at Miami, Dec. 15, 2013 (139)
	Julian Edelman vs. N.Y. Jets, Sept. 12, 2013 (78)
	Wes Welker vs. Denver, Oct. 7, 2012 (104)
	Wes Welker vs. Jacksonville, Dec. 27, 2009 (138)
	Wes Welker vs. Philadelphia, Nov. 25, 2007 (149)
	Deion Branch, at San Diego, Sept. 29, 2002 (128)
	Terry Glenn at Cleveland, Oct. 3, 1999 (214)

# PATRIOTS INDIVIDUAL RECORDS

## RECEIVING (CONT.)

### MOST RECEPTIONS (CONT.)

#### Most Seasons Leading League –

3 Wes Welker (2007, 09, 11)

### MOST RECEIVING YARDS

**Career –** 10,352 Stanley Morgan, 1977-89  
7,861 Rob Gronkowski 2010-18  
7,459 Wes Welker, 2007-12  
6,822 Julian Edelman, 2009-20  
6,366 Troy Brown, 1993-2007  
5,726 Irving Fryar, 1984-92

**Season –** 1,569 Wes Welker, 2011  
1,493 Randy Moss, 2007  
1,491 Stanley Morgan, 1986  
1,354 Wes Welker, 2012  
1,348 Wes Welker, 2009  
1,327 Rob Gronkowski, 2011

#### Game –

217 Wes Welker at Buffalo, Sept. 25, 2011 (16 rec)  
193 Terry Glenn at Cleveland, Oct. 3, 1999 (13)  
193 Terry Glenn at Pittsburgh, Dec. 6, 1998 (9)  
192 Wes Welker vs. N.Y. Jets, Nov. 22, 2009 (15)  
190 Brandon Lloyd vs. San Francisco, Dec. 16, 2012 (10)  
183 Randy Moss at N.Y. Jets, Sept. 9, 2007 (9)

#### Longest Reception –

99t Wes Welker at Miami, Sept. 12, 2011\*\*  
91t David Patten at Indianapolis, Oct. 21, 2001  
90t Craig James at Chicago, Sept. 15, 1985  
88t Randy Vataha vs. Baltimore, Dec. 19, 1971  
87t Jim Whalen vs. N.Y. Jets, Oct. 27, 1968  
86t Terry Glenn at Pittsburgh, Dec. 6, 1998

### HIGHEST AVERAGE GAIN PER RECEPTION

#### Career (150 Minimum) –

20.3 Harold Jackson, 1978-81 (156-3,162)  
19.4 Stanley Morgan, 1977-89 (534-10,352)  
17.7 Jim Colclough, 1960-68 (283-5,001)  
17.3 Shawn Jefferson, 1996-99 (178-3,087)  
17.2 Randy Vataha, 1971-76 (178-3,055)  
16.3 Jim Whalen, 1965-69 (153-2,487)

#### Season (35 Minimum) –

23.4 Stanley Morgan, 1981 (44-1,029)  
22.8 Stanley Morgan, 1979 (44-1,002)  
22.5 Harold Jackson, 1979 (45-1,013)  
22.0 Stanley Morgan, 1980 (45-991)  
21.7 Jim Colclough, 1962 (40-868)

#### Game (4 Minimum) –

36.4 Stanley Morgan vs. Miami, Nov. 8, 1981 (5-182)  
35.5 Stanley Morgan vs. San Francisco, Nov. 30, 1980 (4-142)  
Jim Colclough vs. N.Y. Jets, Oct. 6, 1962 (4-142)  
35.0 Aaron Marsh vs. N.Y. Jets, Sept. 22, 1968 (4-140)  
34.0 Stanley Morgan at Balt., Nov. 26, 1978 (5-170)

### MOST TOUCHDOWN RECEPTIONS

**Career –** 79 Rob Gronkowski, 2010-18  
67 Stanley Morgan, 1977-89  
50 Randy Moss, 2007-10  
Ben Coates, 1991-99  
42 Gino Cappelletti, 1960-68  
39 Jim Colclough, 1960-68

**Season –** 23 Randy Moss, 2007\*  
17 Rob Gronkowski, 2011  
13 Randy Moss, 2009  
12 Rob Gronkowski, 2014  
Stanley Morgan, 1979  
11 Rob Gronkowski, 2015  
Rob Gronkowski, 2012  
Randy Moss, 2008

#### Game –

4 Randy Moss at Buffalo, Nov. 18, 2007  
3 Fourteen Times. Most Recent:  
Martellus Bennett at Cleveland, Oct. 9, 2016

#### Quarter –

3 Randy Moss at Buffalo, Nov. 18, 2007 (2nd Q)\*\*  
2 Fifteen times. Most Recent:  
Chris Hogan vs. Houston, Sept. 24, 2017 (2nd Q)

#### Most Seasons Leading League –

2 Randy Moss (2007, 09)  
1 Rob Gronkowski (2011)  
Stanley Morgan (1979)

### MOST 100-YARD RECEIVING GAMES

38 Stanley Morgan (1977-89)  
28 Rob Gronkowski (2010-18)  
Wes Welker (2007-12)  
18 Randy Moss (2007-10)  
15 Julian Edelman (2009-20)

### MOST 1,000-YARD RECEIVING SEASONS

5 Wes Welker (2007-09, 11-12)  
4 Rob Gronkowski (2011, 14-15, 17)  
3 Julian Edelman (2013, 16, 19)  
Randy Moss (2007-09)  
Stanley Morgan (1979, 81, 86)  
2 Terry Glenn (1996, 99)

\*NFL Record

\*\* Tied NFL Record

# PATRIOTS INDIVIDUAL RECORDS

## INTERCEPTIONS

### MOST INTERCEPTIONS

<b>Career</b> —	36	Ty Law, 1995-2004 Raymond Clayborn, 1977-89
	29	Ron Hall, 1961-67 Roland James, 1980-90 Fred Marion, 1982-91
	28	Mike Haynes, 1976-82 Devin McCourty, 2010-20
<b>Season</b> —	11	Ron Hall, 1964
	10	Asante Samuel, 2006
	9	J.C. Jackson, 2020 Ty Law, 1998
	8	Ronnie Lippett, 1986 Mike Haynes, 1976
<b>Game</b> —	3	Eight Times. Most Recent: Leigh Bodden vs. N.Y. Jets, Nov. 22, 2009

### MOST INTERCEPTION RETURN YARDAGE

<b>Career</b> —	583	Ty Law, 1995-2004
	555	Raymond Clayborn, 1977-89
	493	Devin McCourty, 2010-20
	476	Ron Hall, 1961-67
	457	Fred Marion, 1982-91
<b>Season</b> —	277	Bob Suci, 1963
	189	Fred Marion, 1985
	182	Prentice McCray, 1976
	181	Otis Smith, 2001
	159	Ron Hall, 1966

### MOST PUNTS

<b>Career</b> —	468	Rich Camarillo, 1981-87
	409	Ryan Allen, 2013-18
	377	Tom Yewcic, 1961-66
	243	Tom Janik, 1969-71
	222	Mike Patrick, 1975-78
	214	Tom Tupa, 1996-98
<b>Season</b> —	103	Shawn McCarthy, 1992
	92	Rich Camarillo, 1985
	91	Jeff Feagles, 1988
	90	Lee Johnson, 1999
	89	Lee Johnson, 2000
		Rich Camarillo, 1986
	88	Brian Hansen, 1990
<b>Game</b> —	11	Ryan Allen, vs. N.Y. Jets, Sept. 12, 2013 Shawn McCarthy, vs. New Orleans, Nov. 8, 1992 Rich Camarillo at Chicago, Sept. 15, 1985 Rich Camarillo at Dallas, Nov. 22, 1984 Jim Fraser vs. N.Y. Jets, Oct. 2, 1966
	10	10 Times. Most Recent: Ryan Allen at Denver, Nov. 29, 2015

### MOST INT. RETURN YARDAGE (CONT.)

<b>Game</b> —	118	Prentice McCray at N.Y. Jets, Nov. 21, 1976 (2)
	115	Fred Marion at Seattle, Nov. 17, 1985 (2)
	110	Bob Suci vs. Houston, Nov. 1, 1963 (2)
	100	Jimmy Hitchcock, vs. Miami, Nov. 23, 1997 (1)
	99	Rick Sanford at Chicago, Dec. 5, 1982 (1)

### Longest Return —

100	Jimmy Hitchcock, vs. Miami, Nov. 23, 1997 (TD)
99	Rick Sanford at Chicago, Dec. 5, 1982 (TD)
98	Bob Suci vs. Houston, Nov. 1, 1963 (TD)
91	Darius Butler at Houston, Jan. 3, 2010 (TD)
90	Victor Green at N.Y. Jets, Sept. 15, 2002 (TD)

### TOUCHDOWNS

<b>Career</b> —	6	Ty Law, 1995-2004
	4	Tedy Bruschi, 1996-2008
	3	Asante Samuel, 2003-07
<b>Season</b> —	2	Stephon Gilmore CB, 2019 Tedy Bruschi LB, 2003 Tedy Bruschi, LB, 2002 Ty Law CB, 2001 Otis Smith CB, 2001 Ronnie Lippett DB, 1987 Prentice McCray S, 1976 Bob Suci DB, 1963 Don Webb DB, 1961

<b>Game</b> —	2	Prentice McCray at N.Y. Jets, Nov. 21, 1976
---------------	---	---

## PUNTING

### MOST PUNTING YARDS

<b>Career</b> —	19,922	Rich Camarillo, 1981-87
	18,526	Ryan Allen, 2013-18
	14,553	Tom Yewcic, 1961-66
	9,602	Tom Tupa, 1996-98
	9,516	Tom Janik, 1969-71
<b>Season</b> —	4,227	Shawn McCarthy, 1992
	3,953	Rich Camarillo, 1985
	3,798	Lee Johnson, 2000
	3,752	Brian Hansen, 1990
	3,746	Rich Camarillo, 1986
<b>Game</b> —	514	Ryan Allen, vs. N.Y. Jets, Sept. 12, 2013 (11) Rich Camarillo at Chicago, Sept. 15, 1985 (11) Rich Camarillo at Dallas, Nov. 22, 1984 (11)
	450	Ryan Allen at Denver, Nov. 29, 2015 (10)
	436	Bob Scarpitto vs. Oakland, Oct. 6, 1968 (10)
	435	Jake Bailey at Buffalo, Sept. 29, 2019 (9)
<b>Longest Punt</b> —	93	Shawn McCarthy at Buffalo, Nov. 3, 1991
	89	Luke Prestridge vs. Miami, Oct. 21, 1984
	87	Bob Scarpitto at Denver, Sept. 29, 1968
	82	Luke Prestridge vs. N.Y. Jets, Oct. 28, 1984
	76	Lee Johnson, at Cincinnati, Sept. 9, 2001 Rich Camarillo vs. N.Y. Jets, Sept. 19, 1982

# PATRIOTS INDIVIDUAL RECORDS

## PUNTING (CONT.)

### HIGHEST AVERAGE YARDS PER PUNT

#### Career (100 Punts Minimum) –

46.4	Jake Bailey, 2019-20 (136)
45.3	Ryan Allen, 2013-18 (409)
44.9	Tom Tupa, 1996-98 (214)
44.2	Zoltan Mesko, 2010-12 (175)
43.6	Josh Miller, 2004-06 (175)
42.9	Rich Camarillo, 1981-87 (468)

#### Season (Qualifiers) –

48.7	Jake Bailey, 2020
46.5	Zoltan Mesko, 2011
46.4	Ryan Allen, 2014
	Tom Tupa, 1997
46.0	Ryan Allen, 2015
45.9	Ryan Allen, 2013

### HIGHEST AVERAGE YARDS PER PUNT (CONT.)

#### Game (4 Punts Minimum) –

55.6	Tom Tupa, at Indianapolis, Sept. 7, 1997 (5)
55.5	Ryan Allen at Jacksonville, Sept. 16, 2018 (4)
54.3	Pat O'Neill at Detroit, Sept. 25, 1994 (4)
52.6	Ryan Allen at N.Y. Jets, Dec. 21, 2014 (5)
52.5	Ryan Allen vs. New Orleans, Oct. 13, 2013 (4)
52.3	Zoltan Mesko vs. Miami, Dec. 24, 2011 (6)
51.9	Tom Tupa, at Denver, Oct. 6, 1997 (7)
51.8	Ryan Allen vs. Buffalo, Oct. 2, 2016 (6)

### HIGHEST NET AVERAGE YARDS PER PUNT

#### Season (50 Punts Minimum) –

45.6	Jake Bailey, 2020 (55-2,507)
41.5	Zoltan Mesko, 2011 (57-2,648)
41.4	Ryan Allen, 2016 (72-3,217)
41.3	Jake Bailey, 2019 (81-3,638)

## PUNT RETURNS

### MOST PUNT RETURNS

Career –	252	Troy Brown, 1993-2007
	206	Irving Fryar, 1984-92
	177	Julian Edelman, 2009-20
	142	David Meggett, 1995-97
	114	Wes Welker, 2007-12
	111	Mike Haynes, 1976-82

Season –	52	David Meggett, 1996
	45	David Meggett, 1997
		David Meggett, 1995
		Mike Haynes, 1976
	39	Troy Brown, 2000

Game –	10	Ronnie Harris at Pittsburgh, Dec. 5, 1993
	8	Gunner Olszewski vs. N.Y. Jets, Sept. 22, 2019
	7	Kevin Faulk at Green Bay, Nov. 19, 2006
		David Meggett vs. N.Y. Jets, Dec. 10, 1995
		Ray Crittenden vs. Green Bay, Oct. 2, 1994
		Irving Fryar at Dallas, Nov. 22, 1984

#### Most Seasons Leading League –

1	Ron Burton, 1962
	Fred Bruneau, 1961

### MOST PUNT RETURN YARDS

Career –	2,625	Troy Brown, 1993-2007
	2,055	Irving Fryar, 1984-91
	1,986	Julian Edelman, 2009-20
	1,438	David Meggett, 1995-97
	1,185	Wes Welker, 2007-12
	1,159	Mike Haynes, 1976-81

Season –	608	Mike Haynes, 1976
	588	David Meggett, 1996
	520	Irving Fryar, 1985
	517	Mack Herron, 1974
	504	Troy Brown, 2000

Game –	156	Mike Haynes vs. Buffalo, Nov. 7, 1976
	145	Gunner Olszewski at L.A. Chargers, Dec. 6, 2020
	133	Irving Fryar at Buffalo, Sept. 22, 1985
		Stanley Morgan vs. Buffalo, Nov. 20, 1977
	126	Billy Johnson vs. Houston, Nov. 5, 1967
	125	Troy Brown vs. Cleveland, Dec. 9, 2001

### LONGEST PUNT RETURN

94	Julian Edelman vs. Miami, Jan. 2, 2011 (TD)
89	Mike Haynes vs. Buffalo, Nov. 7, 1976 (TD)
85	Troy Brown, vs. Cleveland, Dec. 9, 2001 (TD)
	Irving Fryar at Buffalo, Sept. 22, 1985 (TD)
84	Julian Edelman vs. Denver, Nov. 2, 2014 (TD)
82	Danny Amendola at N.Y. Giants Nov. 15, 2015

### HIGHEST PUNT RETURN AVERAGE

#### Career (20 Returns Minimum) –

13.1	Gunner Olszewski (40-525)
12.0	Mack Herron, 1973-75 (74-888)
11.3	Carl Garrett, 1969-72 (43-487)
11.2	Julian Edelman, 2009-20 (177-1986)
10.4	Wes Welker, 2007-2012 (114-1185)
	Troy Brown, 1993-2007 (252-2625)
	Stanley Morgan, 1977-89 (92-960)
	Mike Haynes, 1976-82 (111-1159)

#### Season (15 Returns) –

17.3	Gunner Olszewski, 2020
15.5	Julian Edelman, 2012
15.3	Julian Edelman, 2010
14.8	Mack Herron, 1974
14.2	Troy Brown, 2001
14.1	Irving Fryar, 1985

#### Game (3 Returns) –

48.3	Gunner Olszewski at L.A. Chargers, Dec. 6, 2020 (3)
39.0	Mike Haynes vs. Buffalo, Nov. 7, 1976 (4)
35.7	Ricky Smith vs. Baltimore, Sept. 4, 1981 (3)

### MOST PUNT RETURN TOUCHDOWNS

Career –	4	Julian Edelman, 2009-20
	3	Troy Brown, 1993-2007
		Irving Fryar, 1984-91
	2	Mike Haynes, 1976-81

Season –	2	Troy Brown, 2001
		Irving Fryar, 1985
		Mike Haynes, 1976

Game –	1	16 Times. Most Recent:
		G. Olszewski at L.A. Chargers, Dec. 6, 2020 (70 yds)

# PATRIOTS INDIVIDUAL RECORDS

## KICKOFF RETURNS

### MOST KICKOFF RETURNS

<b>Career</b> —	180	Kevin Faulk, 1999-2011
	107	Stephen Starring, 1983-87
	105	Ellis Hobbs, 2005-08
		David Meggett, 1995-97
	102	Bethel Johnson, 2003-05
<b>Season</b> —	48	Stephen Starring, 1985
	45	Ellis Hobbs, 2008
		Derrick Cullors, 1998
	42	Ricky Smith, 1983
	41	Brandon Tate, 2010
		Bethel Johnson, 2004
		Mack Herron, 1973
<b>Game</b> —		
	8	Willie Porter vs. NY Jets, Sept. 22, 1968
	7	Bethel Johnson vs. Indianapolis, Nov. 7, 2005
		Kevin Faulk vs. N.Y. Jets, Dec. 22, 2002
		Deion Branch at Chicago, Nov. 10, 2002
		Deion Branch vs. Kansas City, Sept. 22, 2002
		Walter Stanley at Atlanta, Nov. 29, 1992
		Tony Collins vs. Dallas, Sept. 21, 1981

### Most Seasons Leading League —

1	Jon Vaughn, 28.2 (20-564), 1992
	Horace Ivory, 27.6 (36-992), 1980
	Raymond Clayborn, 31.0 (28-869), 1977

### MOST KICKOFF RETURN YARDS

<b>Career</b> —	4,088	Kevin Faulk, 1999-2011
	2,913	Ellis Hobbs, 2005-08
	2,561	David Meggett, 1995-97
	2,557	Bethel Johnson, 2003-05
	2,299	Larry Garron, 1960-68
<b>Season</b> —	1,281	Ellis Hobbs, 2008
	1,092	Mack Herron, 1973
	1,085	Derrick Cullors, 1998
	1,057	Brandon Tate, 2010
	1,016	Bethel Johnson, 2004
<b>Game</b> —		
	237	Ellis Hobbs vs. Miami, Sept. 21, 2008
	220	Kevin Faulk vs. N.Y. Jets, Dec. 22, 2002
	206	Allen Carter at Baltimore, Dec. 21, 1975
	201	Deion Branch vs. Kansas City, Sept. 22, 2002

### LONGEST KICKOFF RETURN

108	Ellis Hobbs at N.Y. Jets, Sept. 9, 2007 (TD)
104	Devin McCourty vs. N.Y. Jets, Oct. 21, 2012 (TD)
103	Dion Lewis at Denver, Nov. 12, 2017 (TD)
	Brandon Tate at Miami, Oct. 4, 2010 (TD)
101	Raymond Clayborn at Baltimore, Dec. 18, 1977 (TD)
100	Jon Vaughn at Cincinnati, Dec. 20, 1992 (TD)
	Raymond Clayborn at N.Y. Jets, Oct. 2, 1977 (TD)
99	Jon Vaughn at Phoenix, Sept. 29, 1991 (TD)
	Allen Carter at Baltimore, Dec. 21, 1975 (TD)

### HIGHEST KICKOFF RETURN AVERAGE

#### Career (Minimum 30 Returns) —

27.7	Ellis Hobbs, 2005-08 (105-2913)
27.2	Allen Carter, 1975-76 (33-898)
27.0	Raymond Clayborn, 1977-89 (57-1538)
26.5	Horace Ivory, 1977-81 (45-1191)

#### Season (12 Returns) —

31.0	Raymond Clayborn, 1977
29.1	LeGarrette Blount, 2013
28.8	Cordarrelle Patterson, 2018
28.6	Larry Garron, 1962
28.5	Ellis Hobbs, 2008
28.4	Jess Phillips, 1976

#### Game (3 Returns) —

52.0	Ellis Hobbs at N.Y. Jets, Sept. 9, 2007 (3)
51.0	Brandon Tate at Miami, Oct. 4, 2010 (3)
49.3	Ron Burton vs. Dallas Texans, Nov. 3, 1961 (3)
47.0	Horace Ivory at Baltimore, Oct. 19, 1980 (3)

### MOST KICKOFF RETURN TOUCHDOWNS

<b>Career</b> —	3	Raymond Clayborn, 1977-89
		Ellis Hobbs, 2005-08
	2	Kevin Faulk, 1999-2011
		Brandon Tate, 2009-2010
		Bethel Johnson, 2003-05
		Jon Vaughn, 1991-92
		Larry Garron, 1960-68
<b>Season</b> —	3	Raymond Clayborn, 1977
	2	Brandon Tate, 2010
		Kevin Faulk, 2002

#### Game —

1	27 times. Most Recent: Cordarrelle Patterson at Chicago, Oct. 21, 2018
---	---

## FUMBLES

### MOST FUMBLES

<b>Career</b> —	121	Tom Brady, 2000-19
	81	Steve Grogan, 1975-90
	68	Drew Bledsoe, 1993-2001
	49	Sam Cunningham, 1973-79, 1981-82
	42	Babe Parilli, 1961-67
		Tony Collins, 1981-87
<b>Season</b> —	13	Tom Brady, 2003
	12	Tom Brady, 2006, 2001
		Steve Grogan, 1979
		Sam Cunningham, 1975
		Mack Herron, 1974

#### Game —

4	Babe Parilli vs. Denver, Nov. 6, 1966
	Scott Zolak at Atlanta, Oct. 1, 1995
3	Five Times. Most recent: Tom Brady vs. Houston, Sept. 24, 2017

### MOST OWN FUMBLE RECOVERIES

<b>Career</b> —	39	Tom Brady, 2000-19
	37	Steve Grogan, 1975-90
	27	Drew Bledsoe, 1993-2001
	19	Babe Parilli, 1961-67

# PATRIOTS INDIVIDUAL RECORDS

## FUMBLES (CONT.)

### MOST OWN FUMBLE RECOVERIES (CONT.)

Season —	6	Drew Bledsoe, 1999
		Steve Grogan, 1987
		Babe Parilli, 1963
		Ricky Smith, 1983
	5	Tom Brady, 2019
		Tom Brady, 2013
		Julian Edelman, 2013
		Tom Brady, 2002
		Drew Bledsoe, 1993
		Babe Parilli, 1964
Game —	2	Many times. Most Recent:
		Tom Brady vs. Miami, Dec. 29, 2019

### MOST FORCED FUMBLES (SINCE 1992)

Career —	17	Tedy Bruschi, 1996-2008
		Willie McGinest, 1994-2005
		Chris Slade, 1993-2000
	14	Mike Vrabel, 2001-08
Season —	5	Jamie Collins, 2015
		Rob Ninkovich, 2012
		Brandon Spikes, 2012
		Mike Vrabel, 2007
Game —	3	Mike Vrabel vs. Washington, Oct. 28, 2007
		11 times. Most recent:
		Shilique Calhoun vs. Las Vegas, Sept. 27, 2020

### MOST OPPONENT FUMBLE RECOVERIES

Career —	19	Andre Tippett, 1982-88, 90-93
		Steve Nelson, 1974-87
		Willie McGinest, 1994-2005
	14	Jim Hunt, 1960-70
		Rob Ninkovich, 2009-16
		Raymond Hamilton, 1973-80
Season —	5	Bob Dee, 1961
		12 Times. Most Recent:
		Rob Ninkovich, 2012
		Vince Wilfork, 2012

### MOST SACKS

Career —	100.0	Andre Tippett, 1982-88, 90-93
		79.5 Julius Adams, 1971-77, 79-85, 87
		78.0 Willie McGinest, 1994-2005
		70.0 Tony McGee, 1974-81
		54.0 Ray Hamilton, 1973-81
Season —	18.5	Andre Tippett, 1984
		Andre Tippett, 1985
		12.5 Chandler Jones, 2015
	12.0	Mike Vrabel, 2007
		Andre Tippett, 1987
		Tony McGee, 1977
	11.5	Chandler Jones, 2013
		Tony McGee, 1978
	11.0	Willie McGinest, 1995
		Garin Veris, 1986

### MOST OPP. FUMBLE RECOVERIES (CONT.)

Game —	3	Steve Nelson vs. Philadelphia, Oct. 8, 1978*
		21 times. Most recent:
		Steve Gregory at N.Y. Jets, Nov. 22, 2012

### MOST FUMBLE RETURN YARDS

Career —	101	Brent Williams, 1986-93
		84 Rob Ninkovich, 2009-16
		75 Andre Tippett, 1982-93
		69 Shea McClellin, 2016
Season —	69	Shea McClellin, 2016
		68 Richard Seymour, 2004
		63 Rob Ninkovich, 2010
		54 Brent Williams, 1986
		53 Chad Eaton, 1999
Game —	69	Shea McClellin at Miami, Jan. 1, 2017 (1-opp; TD)
		68 Richard Seymour at Buffalo, Oct. 3, 2004 (1-opp)
		63 Rob Ninkovich at San Diego, Oct. 24, 2010 (1-opp; TD)
		52 Chuck Shonta vs. N.Y. Titans, Sept. 17, 1960 (1-opp)
		51 Jim Hunt vs. Houston, Dec. 15, 1968 (1-opp)

### LONGEST FUMBLE RETURN

69	Shea McClellin at Miami, Jan 1, 2017
68	Richard Seymour at Buffalo, Oct. 3, 2004 (TD)
63	Rob Ninkovich at San Diego, Oct. 24, 2010
52	Chuck Shonta vs. N.Y. Titans, Sept. 17, 1960 (TD)
51	Jim Hunt vs. Houston, Dec. 15, 1968

### MOST FUMBLE RETURN TOUCHDOWNS

Own Fumbles Recovered for TD —	
1	Nine times. Most recent:
	Brandon Lloyd vs. Houston, Dec. 10, 2012
Opponent Fumbles Recovered for TD —	
1	Many times. Most recent:
	Deatrich Wise Jr. vs. Las Vegas, Sept. 27, 2020

### MOST STRIP SACKS

Season —	5	Mike Vrabel, 2007 (4 recovered by NE)
		Rob Ninkovich, 2012 (3 recovered by NE)
		Mike Vrabel, 2003 (1 recovered by NE)

## SACKS\*

Rookie Season —	
10.5	Garin Veris, 1985
9.0	Chris Slade, 1993

Game —	
4.0	Andre Carter at N.Y. Jets, Nov. 13, 2011
	Julius Adams at Atlanta, Dec. 4, 1977
	Tony McGee at Baltimore, Nov. 16, 1978
3.5	Mike Hawkins vs. N.Y. Jets, Sept. 9, 1979
	Andre Tippett at Buffalo, Oct. 26, 1986
3.0	Chris Slade vs. San Diego, Nov. 20, 1994
	Many Times. Most Recent:
	Chandler Jones at Buffalo, Sept. 20, 2015

\*Sacks have been an official NFL statistic since 1982. Sack totals shown here reflect all-time Patriots totals.

# PATRIOTS INDIVIDUAL RECORDS

## SACKS\*

### PATRIOTS CAREER SACK LEADERS

	Player	Sacks	Years
1.	Andre Tippett	100.0	1982-93
2.	Julius Adams	79.5	1971-77, 79-85, 87
3.	Willie McGinest	78.0	1994-2005
4.	Tony McGee	70.0	1974-81
5.	Ray Hamilton	54.0	1973-81
6.	Chris Slade	51.0	1993-2000
7.	Mike Vrabel	48.0	2001-08
8.	Larry Eisenhauer	47.5	1961-69
9.	Rob Ninkovich	46.0	2009-16
10.	Brent Williams	43.5	1986-93
11.	Houston Antwine	39.0	1961-71
	Richard Seymour	39.0	2001-08
13.	Chandler Jones	36.0	2012-15
	Garin Veris	36.0	1985-91
15.	Richard Bishop	32.5	1976-81
16.	Tedy Bruschi	30.5	1996-2008
17.	Jim Lee Hunt	30.0	1960-70
18.	Don Blackmon	29.5	1981-87
19.	Jarvis Green	28.0	2002-09
20.	Bob Dee	27.5	1960-67

	Player	Sacks	Years
21.	Rosevelt Colvin	26.5	2003-08
22.	Dont'a Hightower	25.5	2012-19
23.	Tully Banta-Cain	23.0	2003-06, 09-10
	Rod Shoate	23.0	1975-81
25.	Mel Lunsford	21.5	1973-80
26.	Trey Flowers	21.0	2015-18
	Henry Thomas	21.0	1997-2000
28.	Ty Warren	20.5	2003-10
29.	Steve Nelson	20.0	1974-87
30.	Nick Buoniconti	18.0	1962-68
31.	Jamie Collins	17.5	2013-16, 19
32.	Ken Sims	17.0	1982-89
33.	Vincent Brown	16.5	1988-95
	Kyle Van Noy	16.5	2016-19
35.	Johnny Rembert	16.0	1983-92
	Vince Wilfork	16.0	2004-14
37.	Tom Addison	15.0	1960-67
	Adam Butler	15.0	2017-20
	Mike Jones	15.0	1994-97
	Toby Williams	15.0	1983-88
	Mike Wright	15.0	2005-11

## BLOCKED KICKS\*

### MOST BLOCKED KICKS OVERALL

Career —	6	Richard Seymour (6 field goals)
	3	Chad Eaton (3 field goals)
	2	Brandon Bolden (2 punts)
		Patrick Chung (1 field goal, 1 punt)
		Jamie Collins (1 extra point, 1 field goal)
		Chandler Jones (2 field goals)
		Tebucky Jones (1 extra point, 1 field goal)
		Shea McClellin (1 extra point, 1 field goal)
		Vince Wilfork (2 field goals)

### MOST BLOCKED KICKS OVERALL (CONT.)

Game —	2	Patrick Chung at Miami, Oct. 4, 2010 (1 field goal, 1 punt)
		Chad Eaton at Buffalo, Dec. 17, 2000 (2 field goals)

### MOST BLOCKED FIELD GOALS

Career —	6	Richard Seymour
	3	Chad Eaton

### MOST BLOCKED FIELD GOALS

Game —	2	Chad Eaton at Buffalo, Dec. 17, 2000
--------	---	--------------------------------------

\*Not All Data Available

# PATRIOTS TEAM RECORDS

Note: Number of games per season: 1960-1977 (14); 1978-81 (16); 1982 (9); 1983-86 (16); 1987 (15), and 1988-20 (16).

## VICTORIES

### MOST VICTORIES

Season —	16	2007*
	14	2016, 2010, 2004, 2003
	13	2017, 2011
	12	2019, 2015, 2014, 2013, 2012, 2006
	11	2018, 2008, 2001, 1996, 1986, 1985, 1978, 1976

### FEWEST VICTORIES

Season —	1	1990
	2	1992, 1981, 1970
	3	1975, 1972, 1967

\*-NFL Record

### GREATEST REGULAR SEASON COMEBACKS

Rk	Date	Opponent	Largest Deficit	Largest Deficit Score	Final Score
1.	11/24/13	Denver	24 Points	24-0	34-31 (OT)
2.	09/16/84	Seattle	23 Points	23-0	38-23
3.	12/21/96	@ N.Y. Giants	22 Points	22-0	23-22
4.	01/01/12	Buffalo	21 Points	21-0	49-21
	11/10/02	@ Chicago	21 Points	27-6	33-30
	09/19/99	Indianapolis	21 Points	21-0, 28-7	31-28
	11/10/96	@ N.Y. Jets	21 Points	21-0	31-27
8.	11/13/94	Minnesota	20 Points	20-0	26-20



# PATRIOTS TEAM RECORDS

## MOST POINTS SCORED

<i>Season</i> —	589	2007
	557	2012
	518	2010
	513	2011
	468	2014

### Season (Average) —

36.8	2007
34.8	2012
32.4	2010
32.1	2011
29.5	1961

### Game —

59	vs. Indianapolis, Nov. 18, 2012
	vs. Tennessee, Oct. 18, 2009
56	at Buffalo, Nov. 18, 2007
	vs. N.Y. Jets, Sept. 9, 1979
55	vs. Pittsburgh, Nov. 3, 2013
	vs. N.Y. Jets, Oct. 29, 1978
52	at Buffalo, Sept. 30, 2012
	vs. Washington, Oct. 28, 2007
	vs. Buffalo, Oct. 22, 1961
51	vs. Jacksonville, Sept. 27, 2015
	vs. Chicago, Oct. 26, 2014

### Half —

1st:	45 vs. Tennessee, Oct. 18, 2009
	42 at Miami, Oct. 21, 2007
	41 vs. N.Y. Jets, Oct. 29, 1978
2nd:	45 at Buffalo, Sept. 30, 2012
	37 vs. Baltimore, Nov. 23, 1980

### First Half —

45	vs. Tennessee, Oct. 18, 2009
42	at Miami, Oct. 21, 2007
41	vs. N.Y. Jets, Oct. 29, 1978

### Second Half/OT —

45	at Buffalo, Sept. 30, 2012
37	vs. Baltimore, Nov. 23, 1980

### Quarter —

1st:	21 at Oakland, Dec. 14, 2008
	21 vs. N.Y. Jets, Oct. 29, 1978
	21 at Miami, Dec. 15, 1974
2nd:	35 at N.Y. Jets, Nov. 22, 2012
	35 vs. Tennessee, Oct. 18, 2009
3rd:	24 vs. Miami, Dec. 14, 2014
	22 vs. Dallas Texans, Nov. 18, 1960
4th:	31 at Buffalo, Sept. 30, 2012
	28 vs. Pittsburgh, Nov. 3, 2013

### Game, Both Teams Combined —

86	NE 55, vs. PIT 31, Nov. 3, 2013
	at BOS 43, OAK 43 (tie), Oct. 16, 1964
84	NE 46, at BAL 38, Oct. 6, 1996
83	NE 43, vs. KC 40, Oct. 14, 2018
	NE 59, IND 24, Nov. 18, 2012

## SCORING

### FEWEST POINTS SCORED

<i>Season</i> —	143	1982 (9 games)
	149	1970
	181	1990
	192	1972
	205	1992

### Game —

0	21 Times: Most Recent: vs. Buffalo 16, NE 0, Oct. 2, 2016
---	--

### Game, Both Teams Combined —

3	at NE 3, MIA 0, Dec. 12, 1982
6	NYJ 6, at NE 0, Nov. 28, 1993
	IND 6, at NE 0, Dec. 6, 1992
7	HOU 7, at NE 0, Sept. 21, 1975

### GREATEST MARGIN OF VICTORY

#### Game —

59	at NE 59, TEN 0, Oct. 18, 2009
53	at NE 56, NYJ 3, Sept. 9, 1979
46	NE 56, at BUF 10, Nov. 18, 2007
45	NE 45, at LAC 0, Dec. 6, 2020
	at NE 52, WAS 7, Oct. 28, 2007

### GREATEST MARGIN OF DEFEAT

#### Game —

52	at MIA 52, NE 0, Nov. 12, 1972
42	at GB (Mil.) 45, NE 3, Oct. 9, 1988
38	at NYJ 45, NE 7, Sept. 26, 1993
	at CIN 45, NE 7, Dec. 20, 1970
	at MIA 41, NE 3, Oct. 17, 1971

### MOST TOUCHDOWNS

<i>Season</i> —	75	2007
	67	2012
	65	2010
	61	2011
	52	2015, 2014, 1980, 1961

### Game —

8	vs. Indianapolis, Nov. 18, 2012
	vs. Tennessee, Oct. 18, 2009
	at Buffalo, Nov. 18, 2007
	vs. N.Y. Jets, Sept. 9, 1979
	vs. N.Y. Jets, Oct. 29, 1978
7	Eight times: Most recent: vs. Pittsburgh, Nov. 3, 2013

### MOST NON-OFFENSIVE TOUCHDOWNS

<b>Season —</b>	
9	2010 (4 Int, 2 KO, 1 PR, 1 blocked FG, 1 Fum)
	1961 (2 Int, 2 KO, 2 blocked punts, 3 Fum)

### MOST TWO-POINT CONVERSIONS

<i>Season</i> —	4	1996, 1960
	3	2002, 1995, 1964

### Game —

2	at Baltimore, Oct. 6, 1996
---	----------------------------

### FEWEST TOUCHDOWNS

<i>Season</i> —	17	1982 (9 games)
	18	1970
	19	1990
	22	1991

## MOST PATs

<i>Season</i> —	74	2007
	66	2012
	62	2010

### FEWEST PATs

<i>Season</i> —	15	1982 (9 games)
	17	1970
	19	1990, 1991
	22	1992

## MOST FGs ATTEMPTED

<i>Season</i> —	41	2013, 1986
	40	2008, 1989, 2017
	39	1998, 1964
	38	1963

### Game —

7	vs. IND Dec. 3, 1989
	at CIN, Nov. 16, 1969
	at BUF, Sept. 24, 1967
	at SD, Sept. 20, 1964
6	vs. LAC, Oct. 29, 2017
	vs. JAX, Sept. 22, 1996
	vs. HOU, Dec. 18, 1965
	vs. DEN, Oct. 4, 1964
	vs. NYJ, Sept. 27, 1964

## FEWEST FGs ATTEMPTED

<i>Season</i> —	13	1982 (9 games)
	16	1972
	17	1975, 1992
	21	1971, 1977

## MOST FGs MADE

<i>Season</i> —	38	2013
	37	2017
	36	2008
	35	2014
	33	2015
	32	1986

### Game —

6	at Denver, Oct. 4, 1964
5	5 Times: Most Recent: vs. Kansas City, Oct. 14, 2018

## FEWEST FGs MADE

<i>Season</i> —	8	1982 (9 gm), 1972,
		1970, 1960
	9	1983, 1975
	11	1992

## LONGEST DRIVES

### Most Plays —

19	vs. Buffalo, Nov. 9, 2008
	19-92, 9:08, TD
	at N.Y. Jets, Sept. 15, 2002
	19-70, 6:40, FG
18	at Indianapolis, Oct. 22, 2000
	18-89, 8:43, TD
	Buffalo, Dec. 13, 1981,
	18-64, 8:05, FG

# PATRIOTS TEAM RECORDS

## FIRST DOWNS

### MOST TOTAL FIRST DOWNS

<b>Season</b> —	444	2012*
	399	2011
	393	2007
	389	2017
	378	2013
	373	2009

#### Game —

35	vs. Jacksonville, Sept. 27, 2015
	vs. Denver, Oct. 7, 2012
34	vs. Washington, Oct. 28, 2007
33	at Indianapolis, Nov. 16, 2014
	vs. Pittsburgh, Nov. 3, 2013
	at Buffalo, Sept. 30, 2012
	at Baltimore, Sept. 23, 2012

### FEWEST TOTAL FIRST DOWNS

<b>Season</b> —	146	1982 (9 games)
	166	1969
	181	1968
	184	1970
	190	1971

#### Game —

5	vs. N.Y. Jets, Sept. 19, 1982
	at N.Y. Jets, Nov. 22, 1970
6	vs. N.O., Nov. 8, 1992
	at K.C., Oct. 11, 1970
	vs. K.C., Nov. 21, 1969

### MOST RUSHING FIRST DOWNS

<b>Season</b> —	181	1978*
	151	2012
	150	1976
	145	2008
	143	2020

#### Game —

21	vs. Denver, Nov. 28, 1976
19	at Buffalo, Sept. 30, 2012
18	vs. Miami, Sept. 13, 2020
	vs. Denver, Oct. 7, 2012
	vs. N.Y. Jets, Oct. 18, 1976
17	at Indianapolis, Nov. 16, 2014
	vs. Buffalo, Dec. 10, 1978
	at Buffalo, Nov. 5, 1978

### MOST TOTAL NET YARDS

<b>Season</b> —	6,848	2011
	6,846	2012
	6,580	2007
	6,357	2009
	6,307	2017
	6,295	2018

#### Game —

622	at Miami, Sept. 12, 2011
619	vs. Tennessee, Oct. 18, 2009
610	vs. Pittsburgh, Nov. 3, 2013
597	vs. N.Y. Jets, Sept. 9, 1979
580	at Buffalo, Sept. 30, 2012
555	at New Orleans, Sept. 17, 2017

### FEWEST RUSHING FIRST DOWNS

<b>Season</b> —	55	1965
	63	1970
	64	1969
	65	1990
	66	1964

#### Game —

0	at Pittsburgh, Oct. 31, 2004
	at New Orleans, Nov. 30, 1986
	at Buffalo, Oct. 26, 1980
	at N.Y. Jets, Nov. 22, 1970
1	22 times. Most recent:
	vs. Houston Sept. 24, 2017

### MOST PASSING FIRST DOWNS

<b>Season</b> —	262	2011
	256	2012
	243	2007, 1994
	232	2017
	229	2015
	228	2014
	225	2013

#### Game —

25	vs. Chicago, Oct. 26, 2014
23	vs. San Diego, Sept. 18, 2011
22	at Seattle, Sept. 20, 2020
	vs. Detroit, Nov. 23, 2014
	vs. Denver, Nov. 2, 2014
	vs. San Francisco, Dec. 16, 2012
	vs. Buffalo, Sept. 14, 2009
	at Cincinnati, Sept. 18, 1994
	vs. Minnesota, Nov. 13, 1994

### FEWEST PASSING FIRST DOWNS

<b>Season</b> —	63	1982 (nine games)
	87	1969
	94	1971, 1968
	95	1976
	98	1970

### FEWEST PASSING FIRST DOWNS

#### (CONT.)

#### Game —

0	at Miami, Dec. 8, 1968
	at Tampa Bay, Dec. 12, 1976
1	vs. New Orleans, Dec. 4, 1983
	vs. Miami, Dec. 12, 1982

### MOST PENALTY FIRST DOWNS

<b>Season</b> —	50	2017
	43	2013
	39	2016
	37	2014, 2012, 2009
	35	1986
	34	1989

#### Game —

8	at Baltimore, Sept. 23, 2012
7	at Houston, Sept. 19, 1965
6	3 times. Most Recent:
	vs. N.Y. Jets, Dec. 31, 2017
5	21 times. Most Recent:
	vs. Miami, Nov. 26, 2017

### FEWEST PENALTY FIRST DOWNS

<b>Season</b> —	9	1982 (nine games)
	11	1971, 1991
	14	1977, 1992
	15	1969, 1976, 1985

#### Game —

0	Many times. Most recent:
	at L.A. Rams, Dec. 10, 2020

### MOST OFFENSIVE PLAYS

<b>Season</b> —	94	at Pittsburgh, Dec. 17, 1989
	92	vs. San Francisco, Dec. 16, 2012
		at Houston, Nov. 23, 2003
	89	vs. Denver, Oct. 7, 2012
		at Buffalo, Sept. 8, 2013

\*NFL Record

## TOTAL NET YARDS

### FEWEST TOTAL NET YARDS

<b>Season</b> —	2,626	1970
	2,633	1982 (9 games)
	3,127	1968
	3,419	1969
	3,556	1971

#### Game —

57	vs. N.Y. Jets, Sept. 19, 1982
80	at N.Y. Jets, Nov. 22, 1970
82	vs. Kansas City, Sept. 21, 1969
83	vs. Oakland, Oct. 22, 1967
80	at N.Y. Jets, Nov. 22, 1970

# PATRIOTS TEAM RECORDS

## MOST RUSHING ATTEMPTS

<b>Season</b> —	671	1978
	604	1979
	603	1977
	591	1976
	588	1988, 1980

### Game —

62	vs. Denver, Nov. 28, 1976 (332 yds)
60	at Seattle, Dec. 19, 1982 (249)
58	vs. Indianapolis, Dec. 26, 1993 (257)
55	Four times. Most recent: vs. Seattle, Dec. 4, 1988 (171)
54	Four Times. Most Recent: vs. Denver, Oct. 7, 2012

## FEWEST RUSHING ATTEMPTS

<b>Season</b> —	324	1982 (9 games)
	334	1970
	365	1960
	367	1969
	373	1965
	381	1964

### Game —

6	at Pittsburgh, Oct. 31, 2004 (5 yds)
9	vs. N.Y. Jets, Oct. 25, 2015 (16)
	vs. Pittsburgh, Dec. 9, 2007 (22)
	vs. Denver, Nov. 17, 1996 (17)

## MOST PASS ATTEMPTS

<b>Season</b> —	699	1994
	686	1995
	641	2012
	629	2015
	628	2013, 1996

### Game —

70	vs. MIN, Nov. 13, 1994*
65	vs. SF, Dec. 16, 2012
60	at PIT, Dec. 16, 1995
59	at BUF Sept. 20, 2015
	vs. DEN, Oct. 8, 1995
	vs. NO, Nov. 12, 1989
58	at SEA, Oct. 14, 2012

## FEWEST PASS ATTEMPTS

<b>Season</b> —	187	1982 (9 games)
	305	1977
	309	1976
	330	1971
	338	1969

### Game —

5	vs. Miami, Dec. 12, 1982 (2 cmp.)
8	at Buffalo, Dec. 28, 2008 (6)
9	vs. Miami, Nov. 9, 1969 (2)
10	Three times. Most recent: vs. Seattle, Dec. 4, 1988 (5)
11	Four Times. Most Recent: vs. Indianapolis, Dec. 26, 1993 (9)

## RUSHING

### MOST RUSHING YARDS

<b>Season</b> —	3,165	1978
	2,948	1976
	2,605	1983
	2,346	2020
	2,331	1985

### Game —

332	vs. Denver, Nov. 28, 1976
330	vs. N.Y. Jets, Oct. 18, 1976
328	vs. N.Y. Jets, Sept. 18, 1983
296	vs. Oakland, Oct. 3, 1976
281	vs. Cincinnati, Dec. 22, 1985
	vs. Oakland, Oct. 30, 1966

### FEWEST RUSHING YARDS

<b>Season</b> —	1,040	1970
	1,117	1965
	1,332	1994
	1,347	1982 (9 games)
	1,361	1964

### Game —

2	at N.O., Nov. 30, 1986 (18 att)
5	at Pittsburgh, Oct. 31, 2004 (6)
8	vs. Houston, Nov. 25, 1960 (14)
16	vs. N.Y. Jets Oct. 25, 2015 (9)
17	vs. Denver, Nov. 17, 1996 (9)
	vs. N.Y. Jets, Oct. 12, 1986 (10)
	vs. Washington, Sept. 23, 1984 (11)
	at L.A. Chargers, Oct. 28, 1960 (24)

## PASSING

### MOST COMPLETIONS

<b>Season</b> —	405	1994
	404	2015
	403	2007
	402	2012, 2011
	392	2014

### Game —

45	vs. MIN, Nov. 13, 1994*
39	vs. BUF, Sept. 14, 2009
	vs. KC, Sept. 22, 2002
	at PIT, Dec. 16, 1995
38	at BUF Sept. 20, 2015
	vs. DET, Nov. 23, 2014
	vs. TEN, Oct. 18, 2009
36	Five times. Most Recent: vs. SF, Dec. 16, 2012

### FEWEST COMPLETIONS

<b>Season</b> —	93	1982 (9 games)
	146	1976
	159	1971
	160	1977, 1968
	162	1969

### Game —

2	vs. Miami, Dec. 12, 1982 (5 att.)
	vs. Miami, Nov. 9, 1969 (9)
3	vs. New Orleans, Dec. 4, 1983 (10)
	at Cleveland, Nov. 21, 1982 (11)
4	Four times. Most recent: vs. Buffalo, Oct. 11, 1987 (13)
5	Seven times. Most Recent: vs. Seattle, Dec. 4, 1988 (10)

### MOST RUSHING TOUCHDOWNS

<b>Season</b> —	30	1978
	25	2012
	24	1976
	23	1981
	21	2008, 1974

### Game —

4	Nine Times. Most Recent: vs. Jacksonville, Sept. 27, 2015
---	--

### FEWEST RUSHING TOUCHDOWNS

<b>Season</b> —	3	1982 (9 games)
	4	1990
	6	1997, 1992
	7	1971
	8	1968, 1965

### MOST NET PASSING YARDS

<b>Season</b> —	5,084	2011
	4,731	2007
	4,662	2012
	4,587	2015
	4,444	1994

### Game —

516	at MIA on Sept. 12, 2011
451	at BUF, Sept. 20, 2015
436	at NO, Sept. 17, 2017
426	vs. TEN, Oct. 18, 2009
	vs. MIN, Nov. 13, 1994
425	vs. SF, Dec. 16, 2012
418	at MIA, Sept. 4, 1994

### FEWEST NET PASSING YARDS

<b>Season</b> —	1,286	1982 (9 games)
	1,586	1970
	1,746	1976
	1,765	1968
	1,887	1971

### Game —

4	vs. N.Y. Jets, Sept. 19, 1982
13	vs. Miami, Dec. 12, 1982
15	at Atlanta, Nov. 29, 1992
16	vs. New Orleans, Dec. 4, 1983
	at Miami, Dec. 8, 1968

\*NFL Record

# PATRIOTS TEAM RECORDS

## PASSING (CONT.)

### MOST TOUCHDOWN PASSES

<b>Season</b> —	50	2007
	39	2011
	37	2010
	36	2015
	34	2014, 2012
	32	2016, 2017
<b>Game</b> —		
6	vs. Tennessee, Oct. 18, 2009 at Miami, Oct. 21, 2007 vs. N.Y. Jets, Sept. 9, 1979	
5	Eight times. Most recent: vs. Houston, Sept. 24, 2017	

### FEWEST TOUCHDOWN PASSES

<b>Season</b> —	7	1970
	10	1972
	11	1991
	12	2020, 1988, 1982
	13	1992, 1973

### MOST PUNTS

<b>Season</b> —	103	1992
	100	1968
	92	1990, 1986, 1985, 1984
	91	1988
	90	2000, 1999

<b>Game</b> —		
11	Six times. Most recent: vs. NYJ, Sept. 12, 2013	
10	11 times. Most Recent: at DEN, Nov. 29, 2015	

### FEWEST PUNTS

<b>Season</b> —	45	2007
	49	1982 (9 games)
	50	2008
	55	2020
	56	2004
	57	2011, 2009
	58	2010, 2017

<b>Game</b> —		
0	Five times. Most recent: vs. KC, Oct. 14, 2018	
1	Many times. Most Recent: at NYJ, Nov. 9, 2020	

### MOST PUNT RETURNS

<b>Season</b> —	60	1980
	52	1996
	51	1993
	50	2003
	48	1999, 1984, 1976

<b>Game</b> —		
10	at Pittsburgh, Dec. 5, 1993	
8	vs. N.Y. Jets, Sept. 22, 2019	
7	Six times. Most recent: at Green Bay, Nov. 19, 2006	

### MOST HAD INTERCEPTED

<b>Season</b> —	34	1981
	33	1968
	32	1967
	29	1965, 1963
	28	1988, 1975, 1972, 1970

<b>Game</b> —		
6	at Denver, Sept. 3, 1967 vs. Buffalo, Dec. 9, 1967 at Kansas City, Oct. 11, 1970 at San Francisco, Nov. 30, 1980	

### FEWEST HAD INTERCEPTED

<b>Season</b> —	2	2016*
	5	2010
	7	2015
	8	2017
	9	2019, 2014, 2012, 2007, 1982 (9 gms)
	11	2018, 2013, 2008

## PUNTING

### MOST PUNTING YARDS

<b>Season</b> —	4,227	1992
	3,953	1985
	3,904	1984
	3,831	1968
	3,798	2000

<b>Game</b> —		
514	vs. NYJ, Sept. 12, 2013 at CHI, Sept. 15, 1985	
479	at DAL, Nov. 22, 1984	
450	at DEN, Nov. 29, 2015	
435	at BUF, Sept. 29, 2019	
436	at OAK, Oct. 6, 1968	

### FEWEST PUNTING YARDS

<b>Season</b> —	1,821	2007
	2,137	1978
	2,140	1982 (9 games)
	2,200	2008
	2,221	2009
	2,297	1973

<b>Game</b> —		
0	Five times. Most recent: vs. KC, Oct. 14, 2018	

## PUNT RETURNS

### FEWEST PUNT RETURNS

<b>Season</b> —	16	1982 (9 games)
	17	1972
	23	2020, 1969
	24	1966
	25	1987

### MOST PUNT RETURN YARDS

<b>Season</b> —	628	1976
	588	1996
	562	2000
	533	1974
	530	1985

### MOST SACKS ALLOWED

<b>Season</b> —	66	1984 (454 yards)
	65	1992 (458 yards)
	63	1991 (436 yards)
	58	1990 (443 yards)
	56	1999 (349 yards)

<b>Game</b> —		
10	at Dallas, Nov. 22, 1984 (57 yds)	

### FEWEST SACKS ALLOWED

<b>Season</b> —	14	1977 (155 yds)
	15	1982 (9 games-134 yds)
	18	2009 (104 yds)
	19	1976 (164 yds)
	21	2007 (128 yds), 1974 (174 yds)

\*NFL Record

### HIGHEST PUNTING AVERAGE

<b>Season</b> —	48.7	2020
	46.5	2011
	45.8	2013
	45.7	2014
	45.4	2015
	45.2	1997

### Game (4 Punts Min.) —

55.6	at IND, Sept. 7, 1997 (5)
55.5	at JAX, Sept. 16, 2018 (4)
54.3	at DET, Sept. 25, 1994 (4)
52.6	at NYJ, Dec. 21, 2014 (5)
52.5	vs. NO, Oct. 13, 2013 (4)

### LOWEST PUNTING AVERAGE

<b>Season</b> —	34.6	1977
	35.0	1978
	35.8	1960
	36.2	1979, 1974
	36.5	1966

### MOST PUNT RETURN YARDS

<b>Game</b> —		
167	vs. Buffalo, Nov. 7, 1976	
145	at L.A. Chargers, Dec. 6, 2020	
139	at Buffalo, Nov. 20, 1977	

### FEWEST PUNT RETURN YARDS

<b>Season</b> —	37	1972
	134	1990
	138	1962
	139	1982
	143	1966

# PATRIOTS TEAM RECORDS

## PUNT RETURNS (CONT.)

### HIGHEST PUNT RETURN AVERAGE

Season	15.5	2020
	13.4	2010
	13.3	2001, 1974
	13.1	1976
	13.0	1961
	12.6	1985

### LOWEST PUNT RETURN AVERAGE

Season	2.2	1972
	4.6	1990
	5.3	1968, 1962
	5.6	1965
	5.8	2004, 1971

### MOST PUNT RETURN TOUCHDOWNS

Season	2	2001, 1985, 1976
--------	---	------------------

### MOST PUNT RETURN TOUCHDOWNS (CONT.)

Game	1	at L.A. Chargers, Dec. 6, 2020
		vs. Denver, Nov. 2, 2014
		vs. Indianapolis, Nov. 18, 2012
		vs. Kansas City, Nov. 21, 2011
		vs. Miami, Jan. 2, 2011
		at Carolina, Jan. 6, 2002
		vs. Cleveland, Dec. 9, 2001
		vs. Tampa Bay, Sept. 3, 2000
		at N.Y. Giants, Dec. 21, 1996
		vs. Atlanta, Nov. 2, 1986
		vs. Indianapolis, Nov. 10, 1985
		at Buffalo, Sept. 22, 1985
		vs. N.Y. Jets, Nov. 2, 1980
		vs. Baltimore, Nov. 18, 1979
		vs. Denver, Nov. 28, 1976
		vs. Buffalo, Nov. 7, 1976

## KICKOFF RETURNS

### MOST KICKOFF RETURNS

Season	77	1990
	75	2002, 1995
	73	1967
	71	1968
	70	2005

### Game

10	vs. Buffalo, Dec. 9, 1967
9	at Dallas, Oct. 24, 1971
	vs. N.Y. Jets, Sept. 22, 1968
	vs. Oakland, Oct. 16, 1964

### FEWEST KICKOFF RETURNS

Season	25	2015
	26	2019
	28	2018, 2017
		1982 (9 games)
	29	2016
	31	2020, 2014

### Game

0	Many Times. Most Recent: at Miami, Dec. 20, 2020
---	--

### MOST KICKOFF RETURN YARDS

Season	1,771	2002
	1,691	1995
	1,562	2008
	1,553	2006
	1,520	1975

### Game

248	vs. Miami, Sept. 21, 2008
245	at Dallas, Oct. 24, 1971
230	at Baltimore, Dec. 21, 1975
229	at Indianapolis, Nov. 30, 2003
226	at Houston, Dec. 18, 1960

### FEWEST KICKOFF RETURN YARDS

Season	469	2015
	542	2016
	575	2019
	622	2017
	646	1982 (9 games)

### Game

0	Many times. Most Recent: at Miami, Dec. 20, 2020
---	--

### HIGHEST KICKOFF RETURN AVG.

Season	27.0	2018
	26.9	1977
	26.8	2006
	25.2	2008, 2007, 1997
	24.2	1999

### LOWEST KICKOFF RETURN AVG.

Season	17.4	1993
	17.8	1994
	18.1	1990
	18.3	1981

### MOST KICKOFF RETURN TOUCHDOWNS

Season	3	1977
	2	2010, 2007, 2002, 1961

### Game

1	27 times. Most recent: at Chicago, Oct. 21, 2018
---	--

## PENALTIES

### MOST PENALTIES

Season	120	2014
	114	1985
	112	1977
	111	2003, 1992
	110	2005
	108	2002, 1998

### Game

15	at Minnesota, Sept. 14, 2014
	vs. Indianapolis, Sept. 19, 1999
14	Six times, most recent: at Pittsburgh, Dec. 16, 2018

### FEWEST PENALTIES

Season	50	1973
	51	1964
	52	1982 (9 games), 1962
	57	2008
	58	1965

### FEWEST PENALTIES (CONT.)

Game —	
0	vs. Kansas City, Oct. 14, 2018 at Houston, Dec. 1, 2013 at Cincinnati, Oct. 6, 2013 at New Orleans, Nov. 30, 2009 vs. St. Louis, Oct. 26, 2008 at Kansas City, Nov. 17, 1968
1	29 times. Most recent: vs. Denver, Oct. 18, 2020

### MOST PENALTY YARDS

Season	1,080	2014
	1,051	1992
	998	2003
	940	2006
	931	1977

### Game

163	at Minnesota, Sept. 14, 2014
146	at Indianapolis, Nov. 4, 2007
139	vs. Buffalo, Nov. 6, 1983
135	at Indianapolis, Sept. 19, 1999

### FEWEST PENALTY YARDS

Season	412	1982 (9 games)
	447	1964
	456	1962
	468	1993
	501	2008

### Game

0	vs. Kansas City, Oct. 14, 2018
	at Houston, Dec. 1, 2013
	at Cincinnati, Oct. 6, 2013
	at New Orleans, Nov. 30, 2009
	vs. St. Louis, Oct. 26, 2008
	at Kansas City, Nov. 17, 1968
	vs. N.Y. Jets, Nov. 19, 1967
2	at Miami, Dec. 15, 2013
4	vs. Denver, Oct. 18, 2020
	at Pittsburgh, Dec. 17, 2017
5	14 Times. Most Recent: at Denver, Nov. 12, 2017

# PATRIOTS TEAM RECORDS

## FUMBLES

### MOST FUMBLES

<b>Season</b> —	51	1973
	47	1983
	43	1992, 1975
	37	1985, 1967
	36	1987, 1962, 1960

### Game —

8	vs. Baltimore, Oct. 7, 1973
6	11 times. Most Recent: vs. Denver, Nov. 24, 2013

### FEWEST FUMBLES

<b>Season</b> —	9	2010
	11	2018
	13	2019, 2017, 2014, 2011
	14	2015, 2012, 2007
	15	1969

### MOST FUMBLES RECOVERED

<b>Season</b> —	43	1983
	42	1987
	39	1973
	37	1991, 1975

### Game —

8	at Pittsburgh, Sept. 26, 1976
7	at L.A. Rams, Dec. 11, 1983

### FEWEST FUMBLES RECOVERED

<b>Season</b> —	8	1982 (9 games)
	9	2016
	12	2000
	15	2008, 2005, 1999, 1988
	16	2015, 2007

### MOST RETURNED FOR TD

<b>Season</b> —	4	2012
	3	2007, 2004, 1985, 1961

### Game —

2	at N.Y. Jets, Nov. 22, 2012
	at San Diego, Dec. 1, 1996
	vs. Baltimore, Nov. 23, 1980

### MOST OWN RECOVERED

<b>Season</b> —	27	1983
	26	1973

### Game —

5	at Buffalo, Dec. 17, 2000
	at Washington, Oct. 25, 1981
	vs. Baltimore, Oct. 7, 1973

### FEWEST OWN RECOVERED

<b>Season</b> —	4	2018, 2010
	5	1970, 1969
	6	2019
	7	2015, 2012, 2008

### MOST OPPONENT RECOVERED

<b>Season</b> —	27	1976
	24	1985
	23	1979

### Game —

6	at L.A. Rams, Dec. 11, 1983
	at Pittsburgh, Sept. 26, 1976
5	at New Orleans, Nov. 30, 1986
	vs. Denver, Nov. 6, 1966

### FEWEST OPPONENT RECOVERED

<b>Season</b> —	4	2020
	7	2015, 1998
	8	2008, 2005, 1984
	9	2014, 1993, 1965
	10	2016, 2009,
		1980, 1977, 1962,

## DEFENSE - NET YARDS ALLOWED

### MOST NET YARDS ALLOWED

<b>Season</b> —	6,577	2011
	5,972	2012
	5,969	2013
	5,864	2010
	5,856	2017
	5,827	1981

### Game —

584	vs. Cincinnati, Dec. 7, 1986
552	vs. Miami, Oct. 21, 1984
540	vs. Houston, Oct. 13, 1961
537	vs. Kansas City, Sept. 7, 2017
528	at N.Y. Jets, Dec. 17, 1966
525	at Miami, Sept. 4, 1994

### FEWEST NET YARDS ALLOWED

<b>Season</b> —	2,808	1982 (9 games)
	3,638	1977
	3,834	1963
	4,022	1976
	4,067	1974

### Game —

65	vs. Seattle, Dec. 4, 1988
86	vs. Baltimore, Oct. 23, 1977
88	vs. Miami, Oct. 12, 1980
105	vs. N.Y. Jets, Sept. 20, 2019
112	vs. Houston, Dec. 18, 1965

## SCORING ALLOWED

### MOST POINTS ALLOWED

<b>Season</b> —	446	1990, 1972
	406	1968
	391	1989
	389	1967
	377	1995

### Game —

52	at Miami, Nov. 12, 1972
48	at Philadelphia, Nov. 4, 1990
	at N.Y. Jets, Oct. 27, 1968
48	vs. Oakland, Oct. 22, 1967
47	vs. N.Y. Jets, Sept. 22, 1968
45	at N.Y. Jets, Sept. 26, 1993

### FEWEST POINTS ALLOWED

<b>Season (Points)</b> —	157	1982 (9 games)
	217	1977 (14 games)
	225	2019
	236	1976 (14 games)
	237	2006
	238	2003

### Season (Average) —

14.1	2019
14.8	2006
14.9	2003
15.5	1977
15.6	2016

### Game —

0	29 times. Most recent: at L.A. Chargers, Dec. 6, 2020
---	--

# PATRIOTS TEAM RECORDS

## RUSHING ALLOWED

### MOST RUSHES AGAINST

<b>Season</b> —	644	1981
	565	1990
	560	1973
	555	1975

### Game —

58	vs. N.Y. Jets, Oct. 14, 1973
54	vs. Cleveland, Oct. 4, 1987
	vs. St. Louis, Dec. 2, 1984
	vs. Washington, Sept. 23, 1984
	vs. N.Y. Jets, Oct. 15, 1972

### FEWEST RUSHES AGAINST

<b>Season</b> —	310	1963
	315	1982 (9 games)
	350	1961
	356	1964

### Game —

9	at N.Y. Jets, Sept. 15, 2002
10	at N.Y. Jets, Dec. 26, 2005
	at Oakland, Sept. 22, 1963
	at Oakland, Dec. 9, 1961
11	vs. Kansas City, Oct. 11, 1998
	vs. Jacksonville, Sept. 22, 1996

### MOST ATTEMPTS AGAINST

<b>Season</b> —	619	2011, 1997
	618	2003
	611	2010
	605	2018
	596	2016, 2015, 1996

### Game —

63	vs. Minnesota, Oct. 20, 1991
61	vs. Minnesota, Dec. 16, 1979
60	vs. Miami, Nov. 23, 1997
59	vs. N.Y. Giants, Oct. 12, 2003

### FEWEST ATTEMPTS AGAINST

<b>Season</b> —	240	1973
	267	1982 (9 games)
	326	1972
	334	1970

### Game —

7	at Buffalo, Dec. 9, 1973
	vs. N.Y. Jets, Oct. 14, 1973
9	vs. N.Y. Jets, Oct. 15, 1972

### MOST COMPLETIONS ALLOWED

<b>Season</b> —	388	2010
	386	2011
	370	2018
	369	2012
	368	2016, 1997

### Game —

38	vs. Indy, Nov. 21, 2010
	vs. Miami, Nov. 23, 1997
37	vs. Baltimore, Dec. 12, 2016
36	at Pittsburgh, Oct. 30, 2011
	at Indianapolis, Oct. 20, 1996
35	at Denver, Oct. 11, 2009
	vs. N.Y. Giants, Oct. 12, 2003
	vs. Minnesota, Oct. 20, 1991
	vs. Minnesota, Dec. 16, 1979

### MOST RUSHING YARDS ALLOWED

<b>Season</b> —	2,950	1981
	2,850	1973
	2,717	1972
	2,676	1990

### Game —

360	vs. Buffalo, Sept. 16, 1973
349	vs. Buffalo, Dec. 14, 1975

### FEWEST RUSHING YARDS ALLOWED

<b>Season</b> —	1,041	1961
	1,108	1963
	1,135	1966
	1,143	1964

### Game —

2	at S.D., Dec. 17, 1961
14	at Buffalo, Dec. 11, 2005
14	vs. Kansas City, Oct. 11, 1998
15	vs. Miami, Oct. 29, 2015
19	at Indianapolis, Nov. 16, 2014
	vs. Houston, Nov. 1, 1963

## PASSING ALLOWED

### FEWEST COMPLETIONS ALLOWED

<b>Season</b> —	134	1973
	142	1982 (9 games)
	170	1971
	175	1972

### Game —

1	vs. N.Y. Jets, Oct. 14, 1973
2	vs. Tennessee, Oct. 18, 2009
	at Buffalo, Dec. 9, 1973

### MOST PASSING YARDS ALLOWED

<b>Season</b> —	4,703	2011
	4,342	2012
	4,136	2010
	4,020	2017
	3,943	2018
	3,886	1995

### MOST NET PASSING YARDS ALLOWED

<b>Game</b> —	456	at Miami, Sept. 4, 1994
	448	vs. Houston, Oct. 13, 1961
	429	vs. Denver, Nov. 2, 2014

### FEWEST NET PASSING YARDS ALLOWED

<b>Season</b> —	1,338	1973
	1,519	1982 (9 games)
	2,033	1977
	2,154	1971

### Game —

-7	vs. Tennessee, Oct. 18, 2009
0	vs. N.Y. Jets, Oct. 14, 1973
8	vs. N.Y. Jets, Oct. 10, 1971

### MOST RUSHING TOUCHDOWNS ALLOWED

<b>Season</b> —	29	1990
	27	1972
	22	1979, 1968
	21	1960

### Game —

6	at N.Y. Jets, Oct. 27, 1968
5	at N.Y. Jets, Sept. 23, 1993
	at G.B. (Mil.), Oct. 9, 1988

### FEWEST RUSHING TOUCHDOWNS ALLOWED

<b>Season</b> —	5	1991
	6	2017, 2016,
		2014, 2009, 1999
	7	2019, 2018, 2007,
		2001, 1966
	8	2015, 2008,
		1998, 1977

### MOST TD PASSES ALLOWED

<b>Season</b> —	29	2018, 1995
	28	1980, 1967
	27	2012, 2008, 1989, 1961

### Game —

5	at Seattle, Sept. 20, 2020
	at New Orleans, Nov. 30, 2009
	at Miami, Sept. 4, 1994
	vs. Oakland, Oct. 22, 1967
	vs. Kansas City, Sept. 25, 1966

### FEWEST TD PASSES ALLOWED

<b>Season</b> —	9	1982 (9 games)
	10	2006
	11	2003, 1973 (14 gms)
	12	2019
	13	2019, 1988, 1979

### MOST SACKS RECORDED

#### (Sacks by Patriots defense)

<b>Season</b> —	66	1963 (626 yards)
	58	1977 (471 yards)
	57	1979 (512 yards)
	55	1984 (452 yards)
	51	1985 (334 yards)

### Game —

11	at Oakland Sept. 22, 1963 (100 yds)
9	Five times, most recent: at Atlanta, Nov. 4, 2001 (47 yds)

### FEWEST SACKS RECORDED

<b>Season</b> —	15	1972 (101 yards)
	20	1982 (9 games/172 yds)
		1981 (175 yards)
		1992 (114 yards)
	22	1969 (159 yards)
		1966 (209 yards)



# PATRIOTS TEAM RECORDS

## MOST TOTAL ALLOWED

<b>Season</b> —	370	2011
	348	2010
	340	2012
	339	2020
	338	2013
	329	2014

### Game —

35	vs. Buffalo, Nov. 11, 2012
33	vs. Miami, Nov. 23, 1997
	vs. Miami, Oct. 21, 1984
31	vs. Buffalo, Dec. 28, 2020
30	at Pittsburgh, Sept. 25, 1983
	vs. N.Y. Jets, Sept. 19, 1982
	vs. Minnesota, Dec. 16, 1979

## FEWEST TOTAL ALLOWED

<b>Season</b> —	185	1982 (9 games)
	215	1977, 1973
	219	1967
	220	1962

### Game —

2	vs. Seattle, Dec. 4, 1988
5	at Green Bay, Nov. 19, 2006
	vs. Indianapolis, Nov. 11, 1990
	at Chicago, Oct. 14, 1979
	at N. Y. Jets, Nov. 22, 1970

## FIRST DOWNS ALLOWED

### MOST RUSHING

<b>Season</b> —	160	1981
	151	1990
	143	1972
	142	1973, 1969

### Game —

20	vs. N.Y. Jets, Sept. 19, 1982
	vs. Buffalo, Dec. 14, 1975
19	vs. N.Y. Jets, Oct. 15, 1972

### FEWEST RUSHING

<b>Season</b> —	59	1963
	61	1967
	63	1964
	67	2006

### Game —

0	Seven Times. Most Recent: vs. N.Y. Jets, Sept. 22, 2019
---	--

### MOST PASSING

<b>Season</b> —	245	2011
	226	2010
	208	2018, 2013, 1998
	207	2012
	204	2015, 2017
	199	1991

## MOST PASSING (CONT.)

### Game —

23	at Pittsburgh, Oct. 30, 2011
22	at Jacksonville, Sept. 16, 2018
	at Pittsburgh, Nov. 14, 2010
	vs. Indianapolis, Nov. 21, 2010
21	Six Times. Most Recent: vs. Indianapolis, Dec. 4, 2011
20	Six Times. Most Recent: vs. Indianapolis, Oct. 4, 2018

### FEWEST PASSING

<b>Season</b> —	67	1973
	88	1982 (9 games)
	105	1970
	111	1971, 1977

### Game —

1	vs. Tennessee, Oct. 18, 2009
	vs. N.Y. Jets, Oct. 14, 1973
2	Nine Times. Most recent: vs. Seattle, Dec. 4, 1988

## INTERCEPTIONS BY PATRIOTS

### MOST INTERCEPTIONS

<b>Season</b> —	31	1964
	29	2003, 1963
	25	2019, 2010, 1962, 1960
	24	1998, 1980, 1974

### Game —

7	at N.Y. Jets, Nov. 21, 1976
6	vs. N.Y. Jets, Sept. 27, 1964
	vs. Houston, Nov. 1, 1963

### FEWEST INTERCEPTIONS

<b>Season</b> —	8	1970
	10	2005, 2000, 1972
	12	2017, 2015, 1991, 1982
	13	2016, 1993, 1975, 1973

### MOST INT RETURN YARDS

<b>Season</b> —	645	1963
	505	1976
	427	1985, 1964
	422	2001

### Game —

204	vs. Houston, Nov. 1, 1963
166	vs. Indianapolis, Nov. 18, 2012
160	vs. Miami, Nov. 23, 1997
145	at N.Y. Jets, Nov. 21, 1976

### FEWEST INT RETURN YARDS

<b>Season</b> —	85	2005
	93	1991
	104	2008
	105	1973

### MOST INT RETURN TOUCHDOWNS

<b>Season</b> —	5	2003, 2001
	4	1997, 2010
	3	2019, 2009, 2007, 2002, 1998, 1992, 1976, 1963, 1962

### Game —

2	10 times. Most Recent: at Miami, Sept. 15, 2019
---	--

### FEWEST INT RETURN TOUCHDOWNS

<b>Season</b> —	0	21 Times. Most Recent: 2017
-----------------	---	--------------------------------

# PATRIOTS TEAM RECORDS

## TAKEAWAYS BY PATRIOTS

### MOST TAKEAWAYS

<b>Season</b> —	50	1976 (23 int, 27 fumbles)
	48	1964 (31 int, 17 fumbles)
	47	1985 (23 int, 24 fumbles)
	45	1960 (25 int, 20 fumbles)
	43	1979 (20 int, 23 fumbles)
		1978 (22 int, 21 fumbles)
	42	1987 (21 int, 21 fumbles)
		1963 (29 int, 13 fumbles)
		1961 (22 int, 20 fumbles)

### Game —

10	at N.Y. Jets, Nov. 21, 1976 (7 int, 3 fumbles)
8	vs. Houston, Nov. 1, 1963 (6 int, 2 fumbles) vs. Buffalo, Nov. 7, 1976 (4 int, 4 fumbles)

### MOST TAKEAWAYS (CONT.)

### Game —

7	at Buffalo on Dec. 26, 2010 (3 int, 4 fumbles) at L.A. Rams, Dec. 11, 1983 (1 int, 6 fumbles) vs. Denver, Nov. 6, 1966 (2 int, 5 fumbles) vs. N.Y. Jets, Sept. 27, 1964 (6 int, 1 fumbles)
---	---

### HIGHEST TURNOVER DIFFERENTIAL

<b>Season</b> —	+28	2010 (38 forced turnovers, 10 turnovers)
	+25	2012 (41 forced turnovers, 16 turnovers)
	+21	2019 (36 forced turnovers, 15 turnovers)
	+17	2011 (34 forced turnovers, 17 turnovers) 2003 (41 forced turnovers, 24 turnovers)

## BLOCKED KICKS\*

### MOST BLOCKED KICKS OVERALL

<b>Season</b> —	7	1975 (3 extra points, 3 field goals, 1 punt)
	5	2014 (4 field goals, 1 punt) 1973 (3 field goals, 1 extra point, 1 punt)
	4	2019 (4 punts) 2002 (3 field goals, 1 extra point)
<b>Game</b> —	2	at Miami, Oct. 4, 2010 (1 field goal, 1 punt) at Buffalo, Dec. 17, 2000 (2 field goals) at Indianapolis, Oct. 21, 2001 (2 field goals)

### MOST BLOCKED PUNTS

<b>Season</b> —	4	2019
	3	1986

<b>Season</b> —	4	2014
	3	2002 2001 1998 1977 1975 1973 1972 1968

### MOST BLOCKED FIELD GOALS

<b>Season</b> —	4	2014
	3	2002 2001 1998 1977 1975 1973 1972 1968

### MOST BLOCKED EXTRA POINTS

<b>Season</b> —	3	1975 1974
	2	1984

\*Not All Data Available

## MISCELLANEOUS SCORING

### DEFENSIVE TOUCHDOWNS

<b>Season</b> —	6	2007 (3 int returns, 3 fumble returns) 2003 (5 int returns, 1 fumble return)
	5	2019 (3 int returns, 2 fumble returns) 2012 (2 int returns, 3 fumble returns) 2010 (4 int returns, 1 fumble return) 2001 (5 int returns)

### DEFENSIVE TOUCHDOWNS (CONT.)

<b>Season</b> —	5	1992 (3 int returns, 2 fumble returns) 1961 (2 int returns, 3 fumble returns)
-----------------	---	--

### NON-OFFENSIVE TOUCHDOWNS

<b>Season</b> —	9	2010 (4 int returns, 2 KO returns, 1 punt return, 1 blocked FG return, 1 fumble return) 1961 (2 int returns, 2 KO returns, 2 blocked punt returns, 3 fumble returns)
-----------------	---	---

# PATRIOTS NFL RECORDS

## CONSECUTIVE RECORDS

### CONSECUTIVE VICTORIES (INCLUDING PLAYOFFS)

21 Oct. 5, 2003 to Oct. 24, 2004

### CONSECUTIVE OVERTIME VICTORIES

8 Dec. 17, 2000 to Nov. 23, 2003

### CONSECUTIVE PLAYOFF VICTORIES

10 Jan. 19, 2002 to Jan. 7, 2006

### CONSECUTIVE PATs CONVERTED

478 Stephen Gostkowski, Dec. 31, 2006 to Oct. 16, 2016

## VICTORIES/SCORING

### MOST VICTORIES

Season –  
16 2007

### MOST CONSECUTIVE VICTORIES

Single Season –  
16 2007

### MOST CONSECUTIVE VICTORIES TO START A SEASON

16 2007

### MOST CONSEC. VICTORIES TO END A SEASON

16 2007

### MOST 14-WIN SEASONS

5 (2003, 2004, 2007, 2010, 2016)

### MOST POINTS IN A SHUTOUT VICTORY

59 vs. Tennessee, Oct. 18, 2009\*\*

### MOST CONSECUTIVE QUARTERS WITH POINTS SCORED

38 Sept. 10-Nov. 23, 2015

\*\*Tied NFL Record since AFL-NFL merger

## PASSING

### MOST PASS ATTEMPTS

Game –  
70 Drew Bledsoe vs. Minnesota, Nov. 13, 1994

### MOST ATTEMPTS, NO INTERCEPTIONS

Game –  
70 Drew Bledsoe vs. Minnesota, Nov. 13, 1994

### MOST PASS COMPLETIONS

Game –  
45 Drew Bledsoe vs. Minnesota, Nov. 13, 1994

### LONGEST PASS COMPLETION

99t Tom Brady at Miami, Sept. 12, 2011 (to Wes Welker)\*\*

### MOST TOUCHDOWN PASSES

Quarter –  
5 Tom Brady vs. Tennessee, Oct. 18, 2009 (2nd Qtr)

### FEWEST PASSES INTERCEPTED

Season –  
2 2016

\*\*Tied NFL Record

## RECEIVING

### LONGEST RECEPTION

99t Wes Welker at Miami, Sept. 12, 2011\*\*

### MOST TOUCHDOWN RECEPTIONS

Season –  
23 Randy Moss, 2007

### MOST TOUCHDOWN RECEPTIONS

Quarter –  
3 Randy Moss, 2007

### MOST TOUCHDOWN RECEPTIONS BY A TIGHT END

Season –  
17 Rob Gronkowski, 2011

### MOST TOUCHDOWNS BY A TIGHT END

Season –  
18 Rob Gronkowski, 2011

### MOST GAMES WITH TWO OR MORE TOUCHDOWN RECEPTIONS

Season –  
8 Randy Moss, 2007

\*\*Tied NFL Record

## MISCELLANEOUS

### MOST OPPONENT FUMBLE RECOVERIES

Game –  
3 Steve Nelson vs. Philadelphia, Oct. 8, 1978

### FEWEST PUNT RETURNS ALLOWED

Season –  
11 2020

### MOST FIRST DOWNS

Season –  
444 2012

### MOST FIRST DOWNS BY PENALTY

Season –  
50 2017

### MOST OFFENSIVE PLAYS FROM SCRIMMAGE (TOP 3)

Season –  
1,199 (1994)  
1,191 (2012)  
1,187 (1995)

\*\*Tied NFL Record



Official Daily Fantasy Sports Partner of the  
New England Patriots

# PLAY FOR MILLIONS WEEKLY.

DAILY FANTASY FOOTBALL  
SEASON STARTS NOW.

PROMO CODE: **PATS**

Eligibility restrictions apply. See [draftkings.com](https://draftkings.com) for details.

# PLAYOFF HISTORY



# PATRIOTS PLAYOFF RESULTS

## ALL-TIME PLAYOFF RESULTS

The Patriots have played in 58 playoff games during their 61-year history, compiling an overall playoff record of 37-21. The Patriots won an NFL-record 10 consecutive playoff games from the 2001 season to the 2005 season. Since Robert Kraft purchased the Patriots in 1994, the team is 33-15 in the playoffs, and its 33 playoff victories are the most in the NFL over that span.

### ALL-TIME PLAYOFF RESULTS (37-21)

Date	Round	Opponent	W/L	Score
12/28/63	AFL Divisional	at Buffalo	W	26-8
01/05/64	AFL Championship	at San Diego	L	10-51
12/18/76	AFC Divisional	at Oakland	L	21-24
12/31/76	AFC Divisional	Houston	L	14-31
01/08/83	First Round Playoff	Miami	L	13-28
12/28/85	AFC Wild Card	at N.Y. Jets	W	26-14
01/05/86	AFC Divisional	at L.A. Raiders	W	27-20
01/12/86	AFC Championship	at Miami	W	31-14
01/26/86	Super Bowl XX	Chicago	L	10-46
01/04/87	AFC Divisional	at Denver	L	17-22
01/01/95	AFC Wild Card	at Cleveland	L	13-20
01/05/97	AFC Divisional	Pittsburgh	W	28-3
01/12/97	AFC Championship	* Jacksonville	W	20-6
01/26/97	Super Bowl XXXI	Green Bay	L	21-35
12/28/97	AFC Wild Card	Miami	W	17-3
01/03/98	AFC Divisional	at Pittsburgh	L	6-7
01/03/99	AFC Wild Card	at Jacksonville	L	10-25
01/19/02	AFC Divisional	Oakland	W	16-13 ot
01/27/02	AFC Championship	at Pittsburgh	W	24-17
02/03/02	Super Bowl XXXVI	St. Louis	W	20-17
01/10/04	AFC Divisional	Tennessee	W	17-14
01/18/04	AFC Championship	* Indianapolis	W	24-14
02/01/04	Super Bowl XXXVIII	Carolina	W	32-29
01/16/05	AFC Divisional	Indianapolis	W	20-3
01/23/05	AFC Championship	at Pittsburgh	W	41-27
02/06/05	Super Bowl XXXIX	* Philadelphia	W	24-21
01/07/06	AFC Wild Card	Jacksonville	W	28-3
01/14/06	AFC Divisional	at Denver	L	13-27
01/07/07	AFC Wild Card	N.Y. Jets	W	37-16
01/14/07	AFC Divisional	at San Diego	W	24-21
01/21/07	AFC Championship	at Indianapolis	L	34-38
01/12/08	AFC Divisional	Jacksonville	W	31-20
01/20/08	AFC Championship	* San Diego	W	21-12
02/03/08	Super Bowl XLII	N.Y. Giants	L	14-17
01/10/10	AFC Wild Card	Baltimore	L	14-33
01/16/11	AFC Divisional	N.Y. Jets	L	21-28
01/14/12	AFC Divisional	Denver	W	45-10
01/22/12	AFC Championship	* Baltimore	W	23-20
02/05/12	Super Bowl XLVI	N.Y. Giants	L	17-21
01/13/13	AFC Divisional	Houston	W	41-28
01/20/13	AFC Championship	Baltimore	L	13-28
01/14/14	AFC Divisional	Indianapolis	W	43-22
01/19/14	AFC Championship	at Denver	L	16-26
01/10/15	AFC Divisional	Baltimore	W	35-31
01/18/15	AFC Championship	Indianapolis	W	45-7
02/01/15	Super Bowl XLIX	* Seattle	W	28-24
01/16/16	AFC Divisional	Kansas City	W	27-20
01/24/16	AFC Championship	at Denver	L	18-20
01/14/17	AFC Divisional	Houston	W	34-16
01/22/17	AFC Championship	* Pittsburgh	W	36-17
02/05/17	Super Bowl LI	Atlanta	W	34-28 ot
01/13/18	AFC Divisional	Tennessee	W	35-14
01/21/18	AFC Championship	Jacksonville	W	24-20
02/04/18	Super Bowl LII	* Philadelphia	L	33-41
01/13/19	AFC Divisional	L.A. Chargers	W	41-28
01/20/19	AFC Championship	at Kansas City	W	37-31 ot
02/03/19	Super Bowl LIII	* L.A. Rams	W	13-3
01/04/20	AFC Wild Card	Tennessee	L	13-20

\*Neutral site Super Bowls

### PATRIOTS PLAYOFF SEASONS (27)

Year	How Qualified	Record
1963	Div. Champions	1-1
1976	Wild Card	0-1
1978	Div. Champions	0-1
1982*	16-Team Format	0-1
1985	Wild Card	3-1
1986	Div. Champions	0-1
1994	Wild Card	0-1
1996	Div. Champions	2-1
1997	Div. Champions	1-1
1998	Wild Card	0-1
2001	Div. Champions	3-0
2003	Div. Champions	3-0
2004	Div. Champions	3-0
2005	Div. Champions	1-1
2006	Div. Champions	2-1
2007	Div. Champions	2-1
2009	Div. Champions	0-1
2010	Div. Champions	0-1
2011	Div. Champions	2-1
2012	Div. Champions	1-1
2013	Div. Champions	1-1
2014	Div. Champions	3-0
2015	Div. Champions	1-1
2016	Div. Champions	3-0
2017	Div. Champions	2-1
2018	Div. Champions	3-0
2019	Div. Champions	0-1

### NFL PLAYOFF RECORDS

(Minimum 15 Postseason Games)

Team	W	L	Pct.
New England Patriots	37	21	.638
San Francisco 49ers	32	21	.604
Green Bay Packers	36	24	.600
Baltimore Ravens	16	11	.593
Pittsburgh Steelers	36	26	.581
Oakland/LA Raiders	25	19	.568
Dallas Cowboys	35	28	.556
Denver Broncos	23	19	.548
Washington Redskins	23	19	.548

### MOST PLAYOFF WINS IN A DECADE

Team	Decade	Wins
New England Patriots	2010s	16
New England Patriots	2000s	14
Dallas Cowboys	1970s	14
Pittsburgh Steelers	1970s	14
San Francisco 49ers	1980s	13
Dallas Cowboys	1990s	12
Washington Redskins	1980s	11
Buffalo Bills	1990s	10
Pittsburgh Steelers	2000s	10

The Patriots are 23-4 at home in the playoffs in their history. Twenty-seven of the franchise's 28 home playoff games have been played since Robert Kraft bought the team in 1994.



Super Bowl XXXVI

### NFL'S LONGEST HOME PLAYOFF WINNING STREAKS

Team	Win Streak	Seasons
Green Bay Packers	13	1939-2001
New England Patriots	11	1996-2008
Seattle Seahawks	10	2005-16
New England Patriots	9	2013-2018
Buffalo Bills	9	1988-1995
Washington Redskins	8	1942-1983



Super Bowl XXXVIII



Super Bowl XXXIX



Super Bowl XLIX



Super Bowl LI



Super Bowl LIII



# INDIVIDUAL PLAYOFF RECORDS

## SERVICE

### GAMES PLAYED

<b>Career –</b>	
41	Tom Brady (2001, 03-07, 09-19)
28	Stephen Gostkowski (2006-07, 09, 11-18)
24	Matthew Slater (2009-19)
23	Devin McCourty (2010-19)
22	Tedy Bruschi (1996-98, 2001, 03-07)
	Patrick Chung (2009-12, 14-19)
21	Vince Wilfork (2004-07, 09-12, 14)
20	Troy Brown (1994, 96-98, 2001, 03-06)
	Matt Light (2001, 03-07, 09-11)

## PLAYOFF SCORING

### POINTS SCORED

<b>Career –</b>	
205	Stephen Gostkowski (39 FGs, 88 PAT kicks)
117	Adam Vinatieri (26 FGs, 39 PAT kicks)
72	Rob Gronkowski (12 rec. TD)
50	James White (5 rush TD, 3 rec. TD, 1 two-point)
48	LeGarrette Blount (8 rush TD)

### Game –

24	LeGarrette Blount vs. IND, Jan. 11, 2014 (4 rush TD)
20	James White vs. ATL, Feb. 5, 2017 (2 rush TD, 1 rec. TD, 12-pt)
18	Dion Lewis vs. HOU, Jan. 14, 2017 (1 rush TD, 1 rec. TD, 1 ret. TD)
	LeGarrette Blount vs. IND, Jan. 18, 2015 (3 rush TD)
	Rob Gronkowski vs. DEN, Jan. 14, 2012 (3 rec. TD)
	Curtis Martin vs. PIT, Jan. 5, 1997 (3 rush TD)
	Sony Michel vs. LAC, Jan. 13, 2019 (3 rush TD)
	Shane Vereen vs. HOU, Jan. 13, 2013 (2 rec. TD, 1 rush TD)

### TOUCHDOWNS

<b>Career –</b>	
12	Rob Gronkowski (15 games) (12 rec. TD)
8	LeGarrette Blount (8 games) (8 rush TD)
8	James White (12 games) (5 rush TD, 3 rec. TD)
7	David Givens (8 games) (7 rec. TD)
6	Julian Edelman (19 games) (5 rec., 1 rush TD)
	Danny Amendola (13 games) (6 rec. TD)
	Tom Brady (41 games) (6 rush TD)
	Sony Michel (3 games) (6 rush TD)

### RUSHING ATTEMPTS

<b>Career –</b>	
120	Corey Dillon (8 games)
117	Antowain Smith (6 games)
111	LeGarrette Blount (8 games)
100	Tom Brady (41 games)
93	Laurence Maroney (7 games)

### Game –

30	LeGarrette Blount vs. Indianapolis, Jan. 18, 2015
29	Sony Michel at Kansas City, Jan. 20, 2019
26	Antowain Smith vs. Carolina, Feb. 1, 2004
25	Laurence Maroney vs. San Diego, Jan. 20, 2008
24	Sony Michel vs. LAC, Jan. 13, 2019
	LeGarrette Blount vs. Indianapolis, Jan. 11, 2014
	Corey Dillon at Pittsburgh, Jan. 23, 2005

## PLAYOFF SCORING (CONT.)

### TOUCHDOWNS (CONT.)

<b>Game –</b>	
4	LeGarrette Blount vs. IND, Jan. 11, 2014 (4 rush TD)
3	Sony Michel vs. LAC, Jan. 13, 2019 (3 rush TD)
	James White vs. ATL, Feb. 5, 2017 (2 rush TD, 1 rec. TD)
	Dion Lewis vs. HOU, Jan. 14, 2017 (1 rush TD, 1 rec. TD, 1 ret. TD)
	LeGarrette Blount vs. IND, Jan. 18, 2015 (3 rush TD)
	Shane Vereen vs. HOU, Jan. 13, 2013 (2 rec. TD, 1 rush TD)
	Rob Gronkowski vs. DEN, Jan. 14, 2012 (3 rec. TD)
	Curtis Martin vs. PIT, Jan. 5, 1997 (3 rush TD)

## PLAYOFF FIELD GOALS

### FIELD GOALS MADE

<b>Career –</b>	
39	Stephen Gostkowski (28 games)
26	Adam Vinatieri (17 games)
9	Tony Franklin (5 games)
5	Gino Cappelletti (2 games)

### Game –

5	Adam Vinatieri vs. IND, Jan. 18, 2004 (31, 25, 27, 21, 34)
4	Tony Franklin at NYJ, Dec. 28, 1985 (33, 41, 20, 26)
	Gino Cappelletti at BUF, Dec. 28, 1963 (28, 12, 33, 36)
3	Stephen Gostkowski vs. PIT, Jan. 22, 2017 (31, 47, 26)
	Stephen Gostkowski vs. BAL, Jan. 22, 2012 (29, 35, 24)
	Stephen Gostkowski at SD, Jan. 14, 2007 (50, 34, 31)
	Stephen Gostkowski vs. NYJ, Jan. 7, 2007 (20, 40, 28)
	Adam Vinatieri vs. OAK, Jan. 19, 2002 (23, 45, 23)

### FIELD GOALS ATTEMPTED

<b>Career –</b>	
44	Stephen Gostkowski (28 games)
34	Adam Vinatieri (17 games)
11	Tony Franklin (5 games)
6	Gino Cappelletti (2 games)

### Game –

5	Adam Vinatieri vs. IND, Jan. 18, 2004 (31, 25, 27, 21, 34)
	Tony Franklin at NYJ, Dec. 28, 1985 (33, 41, 20, 41wl, 26)
	Gino Cappelletti at BUF, Dec. 28, 1963 (28, 12, 33, 36, 45s)

### LONGEST FIELD GOALS

50	Stephen Gostkowski at SD, Jan. 14, 2007
48	Adam Vinatieri at PIT, Jan. 23, 2005
	Adam Vinatieri vs. STL, Feb. 3, 2002

## PLAYOFF RUSHING

### RUSHING YARDS

<b>Career –</b>	
508	Corey Dillon (8 games)
470	LeGarrette Blount (8 games)
456	Antowain Smith (6 games)
425	Kevin Faulk (19 games)
397	Sony Michel (4 games)

### Game –

166	LeGarrette Blount vs. Indianapolis, Jan. 11, 2014
	Curtis Martin vs. Pittsburgh, Jan. 5, 1997
148	LeGarrette Blount vs. Indianapolis, Jan. 18, 2015
144	Corey Dillon vs. Indianapolis, Jan. 16, 2005
129	Sony Michel vs. LAC, Jan. 13, 2019

### RUSHING YARDS

<b>Most 100-yard Games –</b>	
2	LeGarrette Blount
	Craig James
	Lawrence Maroney
	Sony Michel



# INDIVIDUAL PLAYOFF RECORDS

## PLAYOFF RUSHING (CONT.)

### LONGEST RUSHES

78t	Curtis Martin vs. Pittsburgh, Jan. 5, 1997
73t	LeGarrette Blount vs. Indianapolis, Jan. 11, 2014
45	Robert Weathers at Miami, Jan. 12, 1986

### RUSHING TOUCHDOWNS

#### Career –

8	LeGarrette Blount (8 games)
6	Tom Brady (41 games)
	Sony Michel (4 games)
5	Curtis Martin (3 games)
	James White (12 games)
4	Corey Dillon (8 games)

### RUSHING TOUCHDOWNS (CONT.)

#### Game –

4	LeGarrette Blount vs. Indianapolis, Jan. 11, 2014
3	Sony Michel vs. L.A. Chargers, Jan. 13, 2019
	LeGarrette Blount vs. Indianapolis, Jan. 18, 2015
	Curtis Martin vs. Pittsburgh, Jan. 5, 1997

### LONGEST RUSHING TOUCHDOWNS

78	Curtis Martin vs. Pittsburgh, Jan. 5, 1997
73	LeGarrette Blount vs. Indianapolis, Jan. 11, 2014

## PLAYOFF PASSING

### PASSING YARDS

#### Career –

11,388	Tom Brady (41 games)*
1,335	Drew Bledsoe (7 games)
571	Steve Grogan (4 games)
561	Tony Eason (5 games)
489	Vito "Babe" Parilli (2 games)

#### Game –

505	Tom Brady vs. Philadelphia, Feb. 4, 2018*
466	Tom Brady vs. Atlanta, Feb. 5, 2017
384	Tom Brady vs. Pittsburgh, Jan. 22, 2017
367	Tom Brady vs. Baltimore, Jan. 10, 2015
363	Tom Brady vs. Denver, Jan. 14, 2012

#### Most 300-yard Games –

16	Tom Brady
1	Vito "Babe" Parilli

### PASSING ATTEMPTS

#### Career –

1,626	Tom Brady (41 games)*
252	Drew Bledsoe (7 games)
95	Steve Grogan (4 games)
72	Tony Eason (5 games)
64	Vito "Babe" Parilli (2 games)

#### Game –

62	Tom Brady vs. Atlanta, Feb. 5, 2017*
56	Tom Brady at Denver, Jan. 24, 2016
54	Tom Brady vs. Baltimore, Jan. 20, 2013
53	Tom Brady vs. Tennessee, Jan. 13, 2018
52	Tom Brady vs. Oakland, Jan. 19, 2002

### PASSING COMPLETIONS

#### Career –

1,025	Tom Brady (41 games)*
129	Drew Bledsoe (7 games)
48	Steve Grogan (4 games)
42	Tony Eason (5 games)

#### Game –

43	Tom Brady vs. Atlanta, Feb. 5, 2017*
37	Tom Brady vs. Seattle, Feb. 1, 2015
35	Tom Brady vs. Tennessee, Jan. 13, 2018
34	Tom Brady vs. L.A. Chargers, Jan. 13, 2019
33	Tom Brady vs. Baltimore, Jan. 10, 2015

### COMPLETION PERCENTAGE

#### Career –

63.0	Tom Brady (41 games) (1,626-1,025)
58.3	Tony Eason (5 games) (72-42)
54.5	Tom Owen (1 game) (22-12)
51.2	Drew Bledsoe (7 games) (252-129)
50.5	Steve Grogan (4 games) (95-48)

### COMPLETION PERCENTAGE (CONT.)

#### Game –

92.9	Tom Brady vs. Jacksonville, Jan. 12, 2008 (28-26)*
83.3	Tony Eason at Miami, Jan. 12, 1986 (12-10)
77.3	Tom Brady vs. L.A. Chargers, Jan. 13, 2019 (44-34)
76.5	Tom Brady vs. Denver, Jan. 14, 2012 (34-26)
76.2	Tom Brady vs. Pittsburgh, Jan. 22, 2017 (42-32)

### PASSING TOUCHDOWNS

#### Career –

73	Tom Brady (41 games)*
7	Tony Eason (5 games)
6	Drew Bledsoe (7 games)
3	Steve Grogan (4 games)
2	Vito "Babe" Parilli (2 games)

#### Game –

6	Tom Brady vs. Denver, Jan. 14, 2012**
4	Tom Brady vs. Seattle, Feb. 1, 2015

### INTERCEPTIONS

#### Career –

35	Tom Brady (41 games)
12	Drew Bledsoe (7 games)
7	Steve Grogan (4 games)
2	Vito "Babe" Parilli (2 games)

#### Game –

4	Drew Bledsoe vs. Green Bay, Jan. 26, 1997
3	Drew Bledsoe at Cleveland, Jan. 1, 1995
	Tom Brady vs. Baltimore, Jan. 10, 2010
	Tom Brady vs. San Diego, Jan. 20, 2008
	Tom Brady at San Diego, Jan. 14, 2007

### PASSER RATING

#### Career (Minimum 25 attempts) –

115.6	Tony Eason (5 games)
89.8	Tom Brady (41 games)
67.8	Vito "Babe" Parilli (2 games)
54.9	Drew Bledsoe (7 games)
50.4	Scott Zolak (2 games)

#### Game (Minimum 25 attempts) –

141.4	Tom Brady vs. Jacksonville, Jan. 12, 2008
137.6	Tom Brady vs. Denver, Jan. 14, 2012
132.0	Tony Eason at N.Y. Jets, Dec. 28, 1985
130.9	Tony Eason at Miami, Jan. 12, 1986
130.5	Tom Brady at Pittsburgh, Jan. 23, 2005

\*\* Tied NFL Record

\*NFL Record

# INDIVIDUAL PLAYOFF RECORDS

## PLAYOFF RECEIVING

### RECEPTIONS

#### Career –

118	Julian Edelman (19 games)
81	Rob Gronkowski (16 games)
69	Wes Welker (9 games)
59	James White (12 games)
58	Troy Brown (20 games)

#### Game –

15	James White vs. L.A. Chargers, Jan. 13, 2019**
14	James White vs. Atlanta, Feb. 5, 2017
11	Danny Amendola vs. Tennessee, Jan. 13, 2018
	Shane Vereen vs. Seattle, Feb. 1, 2015
	Wes Welker vs. N.Y. Giants, Feb. 3, 2008
	Deion Branch vs. Philadelphia, Feb. 6, 2005

#### Double-Digit Reception Games –

3	Julian Edelman
2	Deion Branch
	James White

### RECEIVING YARDS

#### Career –

1,442	Julian Edelman (19 games)
1,163	Rob Gronkowski (16 games)
852	Deion Branch (14 games)
709	Danny Amendola (13 games)
694	Troy Brown (20 games)

#### Game –

180	Chris Hogan vs. Pittsburgh, Jan. 22, 2017 (9 rec)
153	Deion Branch at Denver, Jan. 14, 2006 (8)
152	Danny Amendola vs. Philadelphia, Feb. 4, 2018 (8)
151	Julian Edelman vs. LAC, Jan. 13, 2019 (9)
145	Rob Gronkowski vs. Denver, Jan 14, 2012 (10)

### RECEIVING YARDS (CONT.)

#### 100-yard Receiving Games –

6	Julian Edelman
4	Deion Branch
	Rob Gronkowski
3	Wes Welker

### TOUCHDOWN RECEPTIONS

#### Career –

12	Rob Gronkowski (16 games)
7	David Givens (8 games)
6	Danny Amendola (13 games)
5	Julian Edelman (19 games)
4	Deion Branch (14 games)
	Chris Hogan (9 games)
	Wes Welker (9 games)

#### Game –

3	Rob Gronkowski vs. Denver, Jan. 14, 2012
2	Rob Gronkowski vs. Philadelphia, Feb. 4, 2018
	Danny Amendola vs. Jacksonville, Jan. 21, 2018
	Chris Hogan vs. Pittsburgh, Jan. 22, 2017
	Rob Gronkowski vs. Kansas City, Jan. 16, 2016
	Danny Amendola vs. Baltimore, Jan. 10, 2015
	Julian Edelman vs. Baltimore, Jan. 10, 2010
	Shane Vereen vs. Houston, Jan. 13, 2013
	Benjamin Watson vs. Jacksonville, Jan. 12, 2008
	Larry Garron at Buffalo, Dec. 28, 1963
	Stanley Morgan at Denver, Jan. 4, 1987

### LONGEST RECEPTIONS

73	Deion Branch from Tom Brady, at Denver, 1/14/06
63t	Benjamin Watson from Tom Brady, vs. Jax., 1/7/06
61t	Deion Branch from Tom Brady, vs. Denver, 1/14/12
60t	Deion Branch from Tom Brady, at Pittsburgh, 1/23/05
59t	Larry Garron from Babe Parilli, at Buffalo, 12/28/63

## PLAYOFF SCRIMMAGE YARDS

### SCRIMMAGE YARDS (RUSHING & RECEIVING)

#### Career –

1,523	Julian Edelman (19 games) (81 rush, 1,442 rec.)
1,163	Rob Gronkowski (16 games) (0 rush, 1,163 rec.)
893	Deion Branch (14 games) (41 rush, 852 rec.)
837	Kevin Faulk (19 games) (425 rush, 412 rec.)
725	Danny Amendola (13 games) (16 rush, 709 rec.)

### SCRIMMAGE YARDS (CONT.)

#### Game –

180	Chris Hogan vs. PIT, Jan. 22, 2017 (0 rush, 180 rec.)
175	Curtis Martin vs. PIT, Jan. 5, 1997 (166 rush, 9 rec.)
166	LeGarrette Blount vs. IND, Jan. 11, 2014 (166 rush)
164	Larry Garron at BUF, Dec. 28, 1963 (44 rush, 120 rec.)
162	Laurence Maroney vs. JAX, Jan. 12, 2008 (122 rush, 40 rec.)

### SACKS

#### Career –

16.0	Willie McGinest (18 games)*
8.0	Mike Vrabel (17 games)
6.0	Rob Ninkovich (15 games)
5.5	Trey Flowers (9 games)
	Kyle Van Noy (10 games)

### PLAYOFF SACKS

#### Game –

4.5	Willie McGinest vs. Jacksonville, Jan. 7, 2006*
3.0	Garin Veris vs. N.Y. Jets, Dec. 28, 1985
3.0	Willie McGinest vs. Tennessee, Jan. 10, 2004
2.5	Trey Flowers vs. Atlanta, Feb. 5, 2017
	Jarvis Green vs. Indianapolis, Jan. 18, 2004

\*\* Tied NFL Record

\* NFL Record

# INDIVIDUAL PLAYOFF RECORDS

## PLAYOFF INTERCEPTIONS

### INTERCEPTIONS

#### Career –

7	Rodney Harrison (9 games)
5	Asante Samuel (14 games)
4	Duron Harmon (17 games)
	Ty Law (12 games)
3	Fred Marion (6 games)

#### Game –

3	Ty Law vs. Indianapolis, Jan. 18, 2004
2	Alfonzo Dennard vs. Indianapolis, Jan. 11, 2014
	Rodney Harrison vs. Philadelphia, Feb. 6, 2005
	Eugene Wilson at Pittsburgh, Jan. 23, 2005
	Ronnie Lippett at L.A. Raiders, Jan. 5, 1986
	Bob Dee at Buffalo, Dec. 28, 1963
	Ross O'Hanley at Buffalo, Dec. 28, 1963

### INTERCEPTION RETURN YARDAGE

#### Career –

158	Asante Samuel (14 games)
118	Rodney Harrison (9 games)
73	Ty Law (12 games)
69	Fred Marion (6 games)
45	Jamie Collins (8 games)

### PUNTS

#### Career –

58	Ryan Allen (16 games)
43	Tom Tupa (6 games)
35	Rich Camarillo (6 games)
34	Ken Walter (6 games)
23	Josh Miller (5 games)

#### Game –

9	Rich Camarillo at Denver, Jan. 4, 1987 (50.2 avg.)
8	Ken Walter vs. St. Louis, Feb. 3, 2002 (43.1)
	Ken Walter vs. Oakland, Jan. 19, 2002 (35.0)
	Tom Tupa, at Jacksonville, Jan. 3, 1999 (47.3)
	Tom Tupa, vs. Green Bay, Jan. 26, 1997 (45.1)

### INTERCEPTION RETURN YARDAGE (CONT.)

#### Game –

87	Rodney Harrison at Pittsburgh, Jan. 23, 2005 (1 int.)
73	Asante Samuel vs. Jacksonville, Jan. 7, 2006 (1)
47	Ty Law vs. St. Louis, Feb. 3, 2002 (1)
40	Todd Collins vs. Miami, Dec. 28, 1997 (1)
39	Asante Samuel at Indianapolis, Jan. 21, 2007 (1)

### LONGEST INTERCEPTION RETURN

87	Rodney Harrison, at Pittsburgh, Jan. 23, 2005 (TD)
73	Asante Samuel, vs. Jacksonville, Jan. 7, 2006 (TD)
47	Ty Law, vs. St. Louis, Feb. 3, 2002 (TD)
40	Todd Collins vs. Miami, Dec. 28, 1997 (TD)
39	Asante Samuel at Indianapolis, Jan. 21, 2007 (TD)

### INTERCEPTION RETURNS FOR TOUCHDOWNS

3	Asante Samuel (14 games)
1	Rodney Harrison (9 games)
	Ty Law (12 games)
	Todd Collins (5 games)

## PLAYOFF PUNTS

### PUNT AVERAGE

#### Career (Minimum 10 Punts) –

45.7	Todd Sauerbrun (14 punts)
44.5	Rich Camarillo (35 punts)
44.2	Zoltan Mesko (21 punts)
43.0	Josh Miller (23 punts)
42.9	Ryan Allen (58 punts)

#### Game –

52.8	Zoltan Mesko vs. Houston, Jan. 13, 2013 (5 punts)
51.4	Todd Sauerbrun at Indianapolis, Jan. 14, 2007 (5 punts)
50.2	Rich Camarillo at Denver, Jan. 4, 1987 (9 punts)
49.0	Ryan Allen vs. Seattle, Feb. 1, 2015 (4 punts)
47.3	Tom Tupa vs. Jacksonville, Jan. 3, 1999 (8 punts)

### LONGEST PUNTS

68	Tom Yewcic at San Diego, Jan. 5, 1964
64	Ryan Allen vs. Seattle, Feb. 1, 2015
	Zoltan Mesko vs. Houston, Jan. 13, 2013
62	Rich Camarillo vs. Chicago, Jan. 26, 1986
61	Jake Bailey vs. Tennessee, Jan. 4, 2020
	Zoltan Mesko vs. Houston, Jan. 13, 2013

## PLAYOFF PUNT RETURNS

### PUNT RETURNS

#### Career –

39	Julian Edelman (19 games)
33	Troy Brown (20 games)
18	David Meggett (5 games)
9	Danny Amendola (13 games)
8	Wes Welker (9 games)
	Irving Fryar (4 games)

### PUNT RETURNS (CONT.)

#### Game –

7	David Meggett vs. Pittsburgh, Jan. 5, 1997
5	Julian Edelman vs. L.A. Chargers, Jan. 13, 2019
	Troy Brown vs. Oakland, Jan. 19, 2002
	Julian Edelman vs. Indianapolis, Jan. 11, 2014
4	Julian Edelman vs. Houston, Jan. 14, 2017
	Wes Welker vs. Baltimore, Jan. 20, 2013
	Tim Dwight vs. Jacksonville, Jan. 7, 2006
	Troy Brown vs. Carolina, Feb. 1, 2004
	Troy Brown at Jacksonville, Jan. 3, 1999
	David Meggett vs. Green Bay, Jan. 26, 1997
	Irving Fryar at N.Y. Jets, Dec. 28, 1985

# INDIVIDUAL PLAYOFF RECORDS

## PLAYOFF PUNT RETURNS (CONT.)

### PUNT RETURN YARDS

#### Career –

443	Julian Edelman (19 games)
315	Troy Brown (20 games)
165	David Meggett (5 games)
106	Danny Amendola (13 games)
85	Wes Welker (9 games)

#### Game –

80	Troy Brown at Pittsburgh, Jan. 27, 2002
72	David Meggett vs. Pittsburgh, Jan. 5, 1997
71	Julian Edelman vs. Indianapolis, Jan. 18, 2015
56	Wes Welker vs. Baltimore, Jan. 20, 2013
49	Troy Brown vs. Oakland, Jan. 19, 2002

### LONGEST PUNT RETURN

55t	Troy Brown at Pittsburgh, Jan. 27, 2002
45	Julian Edelman vs. Indianapolis, Jan. 18, 2015
41	Julian Edelman vs. N.Y. Jets, Jan. 16, 2011
28	Danny Amendola at Denver, Jan. 24, 2016
	Wes Welker vs. Baltimore, Jan. 20, 2013
	Julian Edelman vs. Baltimore, Jan. 10, 2010
	Troy Brown vs. Carolina, Feb. 1, 2004
	Art Graham at Buffalo., Dec. 28, 1963

## PLAYOFF KICKOFF RETURNS

### KICKOFF RETURNS

#### Career –

17	Ellis Hobbs (8 games)
15	Patrick Pass (10 games)
	Stephen Starring (5 games)
12	Laurence Maroney (7 games)
11	Bethel Johnson (6 games)
	Dion Lewis (6 games)

#### Game –

7	Stephen Starring vs. Chicago, Jan. 26, 1986
6	Ellis Hobbs at Indianapolis, Jan. 21, 2007
	Derrick Cullors at Jacksonville, Jan. 3, 1999
5	Danny Amendola vs. Baltimore, Jan. 10, 2015
	Brandon Tate vs. N.Y. Jets, Jan. 16, 2011
	Patrick Pass vs. Oakland, Jan. 19, 2002
	David Meggett vs. Green Bay, Jan. 26, 1997

### KICKOFF RETURN YARDS (CONT.)

#### Game –

220	Ellis Hobbs at Indianapolis, Jan. 21, 2007
153	Stephen Starring vs. Chicago, Jan. 26, 1986
125	Danny Amendola vs. Baltimore, Jan. 10, 2015
124	Dion Lewis vs. Houston, Jan. 14, 2017
117	David Meggett vs. Green Bay, Jan. 26, 1997

### LONGEST KICKOFF RETURN

98t	Dion Lewis vs. Houston, Jan. 14, 2017
80	Ellis Hobbs at Indianapolis, Jan. 21, 2007
47	Raymond Clayborn vs. Houston, Dec. 31, 1978
43	Laurence Maroney vs. N.Y. Giants, Feb. 3, 2008
42	Darius Butler vs. Baltimore, Jan. 10, 2010

### KICKOFF RETURN YARDS

#### Career –

471	Ellis Hobbs (8 games)
336	Patrick Pass (10 games)
315	Stephen Starring (5 games)
268	Dion Lewis (6 games)
257	Laurence Maroney (7 games)

# TEAM PLAYOFF RECORDS

## MOST POINTS SCORED

45	vs. Ind., Jan. 18, 2015 (W 45-7)
45	vs. Denver, Jan. 14, 2012 (W 45-10)
43	vs. Ind., Jan. 11, 2014 (W 43-22)
41	vs. L.A. Chargers, Jan. 13, 2019 (W 41-28)
	vs. Houston, Jan. 13, 2013 (W 41-28)
	at Pittsburgh, Jan. 23, 2005 (W 41-27)

## FEWEST POINTS ALLOWED

3	vs. L.A. Rams, Feb. 3, 2019 (W 13-3)
	vs. Jacksonville, Jan. 7, 2006 (W 28-3)
	vs. Indianapolis, Jan. 16, 2005 (W 20-3)
	vs. Miami, Dec. 28, 1997 (W 17-3)
	vs. Pittsburgh, Jan. 5, 1997 (W 28-3)
6	vs. Jacksonville, Jan. 12, 1997 (W 20-6)

## FIST DOWNS

### Total –

37	vs. Atlanta, Feb. 5, 2017
36	at Kansas City, Jan. 20, 2019
31	vs. Tennessee, Jan. 13, 2018
31	vs. Denver, Jan. 14, 2012
30	vs. L.A. Chargers, Jan. 13, 2019

### Rushing –

15	at Kansas City, Jan. 20, 2019
	at Miami, Jan. 12, 1986
14	vs. Indianapolis, Jan. 18, 2015
13	vs. Indianapolis, Jan. 11, 2014
	vs. San Diego, Jan. 20, 2008
	vs. N.Y. Jets, Jan. 7, 2007

### Passing –

26	vs. Atlanta, Feb. 5, 2017
23	vs. Philadelphia, Feb. 4, 2018
22	vs. Baltimore, Jan. 10, 2015
21	vs. Seattle, Feb. 1, 2015
20	at Kansas City, Jan. 20, 2019
	vs. Tennessee, Jan. 13, 2018

### Penalty –

7	at Oakland, Dec. 18, 1976
4	vs. L.A. Rams, Feb. 3, 2019
	vs. Atlanta, Feb. 5, 2017
	at Denver, Jan. 24, 2016

## Third Down Efficiency –

.688	vs. N.Y. Jets, Jan. 7, 2007 (11/16)
.684	at Kansas City, Jan. 20, 2019 (13/19)
.667	vs. Indianapolis, Jan. 18, 2015 (12/18)
.647	vs. Tennessee, Jan. 13, 2018 (11/18)
.647	vs. Pittsburgh, Jan. 22, 2017 (11/17)

## TOTAL NET YARDS

### Game –

613	vs. Philadelphia, Feb. 4, 2018 (113 R, 500 P, 72 plays)
546	vs. Atlanta, Feb. 5, 2017 (104 R, 442 P, 93 plays)
524	at Kansas City, Jan. 20, 2019 (176 R, 348 P, 94 plays)
509	vs. Denver, Jan. 14, 2012 (146 R, 363 P, 64 plays)
498	vs. L.A. Chargers, Jan. 13, 2019 (155 R, 343 P, 78 plays)

## NUMBER OF PLAYS

94	at Kansas City, Jan. 20, 2019 (48R, 46P)
93	vs. Atlanta, Feb. 5, 2017 (25R, 68P)
84	vs. Oak., Jan. 19, 2002 (30R, 54P)
83	vs. Carolina, Feb. 1, 2004 (35R, 48P)
82	vs. Baltimore, Jan. 20, 2013 (28R, 54P)

## NUMBER OF TWO-POINT PLAYS MADE

2	vs. Atlanta, Feb. 5, 2017 (1R, 1P)
1	Four times. Most Recent:
	vs. Indianapolis, Jan. 11, 2014 (1R)

## RUSHING

### Attempts –

59	at Miami, Jan. 12, 1986
49	at Oakland, Dec. 18, 1976
	at L.A. Raiders, Jan. 5, 1986
48	at Kansas City, Jan. 20, 2019
46	vs. Indianapolis, Jan. 11, 2014
40	vs. Indianapolis, Jan. 18, 2015

### Rushing Yards –

255	at Miami, Jan. 12, 1986
234	vs. Indianapolis, Jan. 11, 2014
210	vs. Indianapolis, Jan. 16, 2005
194	vs. Pittsburgh, Jan. 5, 1997
177	vs. Indianapolis, Jan. 18, 2015

### Rushing Touchdowns –

6	vs. Indianapolis, Jan. 11, 2014
4	at Kansas City, Jan. 20, 2019
	vs. L.A. Chargers, Jan. 13, 2019
3	vs. Pittsburgh, Jan. 5, 1997
	vs. Indianapolis, Jan. 18, 2015

## PASSING

### Attempts –

63	vs. Atlanta, Feb. 5, 2017
56	at Denver, Jan. 24, 2016
54	vs. Baltimore, Jan. 20, 2013
53	vs. Tennessee, Jan. 13, 2018
52	vs. Oakland, Jan. 19, 2002

### Completions –

43	vs. Atlanta, Feb. 5, 2017*
37	vs. Seattle, Feb. 1, 2015
35	vs. Tennessee, Jan. 13, 2018
34	vs. L.A. Chargers, Jan. 13, 2019
34	vs. Baltimore, Jan. 10, 2015

### Net Yards Passing –

500	vs. Philadelphia, Feb. 4, 2018*
442	vs. Atlanta, Feb. 5, 2017
408	vs. Baltimore, Jan. 10, 2015
374	vs. Pittsburgh, Jan. 22, 2017
363	vs. Denver, Jan. 14, 2012

\*NFL Record

# TEAM PLAYOFF RECORDS

## PASSING TOUCHDOWNS

6	vs. Denver, Jan. 14, 2012
4	vs. Seattle, Feb. 1, 2015
	vs. Baltimore, Jan. 10, 2015
3	vs. Philadelphia, Feb. 4, 2018
	vs. Tennessee, Jan. 13, 2018
	vs. Pittsburgh, Jan. 22, 2017
	vs. Indianapolis, Jan. 18, 2015
	vs. Houston, Jan. 13, 2013
	vs. Jacksonville, Jan. 12, 2008
	vs. Jacksonville, Jan. 7, 2006
	vs. Carolina, Feb. 1, 2004
	at Miami, Jan. 12, 1986

## Interceptions (Most) –

4	vs. Green Bay, Jan. 26, 1997
3	Five Times. Most Recent: vs. Baltimore, Jan. 10, 2010

## Interceptions (Fewest) –

0	Many times. Most Recent: vs. L.A. Chargers, Jan. 13, 2019
---	--

## PUNTING

### Most Punts For –

9	at Denver, Jan. 4, 1987 (50.2 avg.)
8	Four times. Most Recent: vs. St. Louis Feb. 3, 2002 (43.1)

### Fewest Punts For –

0	vs. Philadelphia, Feb. 4, 2018
1	vs. Jacksonville, Jan. 12, 2008
2	at Kansas City, Jan. 20, 2019
	vs. Pittsburgh, Jan. 22, 2017
	vs. Baltimore, Jan. 22, 2012
	vs. N.Y. Jets, Jan. 7, 2007
	vs. Indianapolis, Jan. 18, 2004

## DEFENSE

### Fewest Yards Allowed –

162	vs. Miami, Dec. 28, 1997
209	vs. Indianapolis, Jan. 18, 2015
213	vs. Pittsburgh, Jan. 5, 1997
230	vs. Oakland, Jan. 19, 2002

### Most Yards Allowed –

610	at San Diego, Jan. 5, 1963
538	vs. Philadelphia, Feb. 4, 2018
507	at Denver, Jan. 19, 2014
455	at Indianapolis, Jan. 21, 2007
448	vs. Miami, Jan 8, 1983

### Sacks –

8	vs. Tennessee, Jan. 13, 2018 (52 yds)
6	vs. Jacksonville, Jan. 7, 2006 (42 yds)
5	vs. Atlanta, Feb. 5, 2017 (44 yds)
	vs. Denver, Jan. 14, 2012 (28 yds)
	vs. Green Bay, Jan. 26, 1997 (38)
	at N.Y. Jets, Dec. 28, 1985 (51)

## GREATEST PLAYOFF COMEBACKS

Rank	Date	Opponent	Largest Deficit	Largest Deficit Score	Final Score
1.	02/05/17	vs. Atlanta	25 points	28-3	34-28 ot
2.	01/10/15	vs. Baltimore	14 Points	14-0, 28-14	35-31
3.	01/21/18	vs. Jacksonville	11 Points	14-3	24-20
	01/14/07	@ San Diego	11 Points	14-3	24-21

## DEFENSE (CONT.)

### Interceptions –

4	vs. Indianapolis, Jan. 11, 2014
	vs. Indianapolis, Jan. 18, 2004
	at Buffalo, Dec. 28, 1964
3	vs. Houston, Jan. 14, 2017
	vs. Philadelphia, Feb. 6, 2005
	at Pittsburgh, Jan. 23, 2005
	at Pittsburgh, Jan. 27, 2002
	at L.A. Raiders, Jan. 5, 1986

### Turnovers Forced –

6	at Miami, Jan. 12, 1986 (2 INT, 4 FR) at L.A. Raiders, Jan. 5, 1986 (3 INT, 3 FR) at Buffalo, Dec. 28, 1963 (4 INT, 2 FR)
5	vs. Ind., Jan. 18, 2004 (4 INT, 1 FR)
4	vs. Ind., Jan. 11, 2014 (4 INT) at S.D., Jan. 14, 2007 (1 INT, 3 FR) vs. Phila., Feb. 6, 2005 (3 INT, 1 FR) at Pitt., Jan. 23, 2005 (3 INT, 1 FR) at Pitt., Jan. 27, 2002 (3 INT, 1 FR) vs. Jac., Jan. 12, 1997 (2 INT, 2 FR) at N.Y. Jets, Dec. 28, 1985 (2 INT, 2 FR)

## PENALTIES

### Most –

12	at Pittsburgh Jan. 27, 2002 (87 yds)
10	at Oakland, Dec. 18, 1976 (83)
9	vs. L.A. Chargers, Jan. 13, 2019 (75)
8	at Indianapolis, Jan. 21, 2007 (63) at Denver, Jan. 14, 2006 (82) vs. Carolina, Feb. 1, 2004 (60) vs. Houston, Dec. 31, 1978 (92)

### Fewest –

1	vs. Philadelphia, Feb. 4, 2018 (5 yds) vs. Jacksonville, Jan. 21, 2018 (10) vs. Baltimore, Jan. 22, 2012 (5) at Pittsburgh, Jan. 23, 2005 (5) vs. Oakland Jan. 19, 2002 (15) at N.Y. Jets, Dec. 28, 1985 (10) at San Diego, Jan. 5, 1964 (18)
---	---

### Most Yards Lost –

92	vs. Hou., Dec. 31, 1978 (8 pen.)
87	at Pittsburgh Jan. 27, 2002 (12)
83	at Oakland, Dec. 18, 1976 (10)
82	at Denver, Jan. 14, 2006 (8)

### Fewest Yards Lost –

5	vs. Philadelphia, Feb. 4, 2018 (1) vs. Baltimore, Jan. 22, 2012 (1) at Pittsburgh, Jan. 23, 2005 (1) vs. Jacksonville, Jan. 12, 1997 (2)
10	vs. Jacksonville, Jan. 21, 2018 (1) vs. Pittsburgh, Jan. 22, 2017 (2) at N.Y. Jets, Dec. 28, 1985 (1)
14	vs. Tennessee, Jan. 10, 2004 (2)

# 1963 AFL CHAMPIONSHIP GAME

**1963 AFL CHAMPIONSHIP GAME • SAN DIEGO 51, BOSTON 10 • BALBOA STADIUM**

January 5, 1964 • Weather: 71 degrees; wind NW 11 mph • Attendance - 30,127

	1	2	3	4	OT	F
Boston Patriots	7	3	0	0	--	10
San Diego Chargers	21	10	7	13	--	51

TEAM	Q	PLAY	SCORE	
			Visitor	Home
SD	1	T. Rote 2 yd run (G. Blair kick)	0	7
SD	1	K. Lincoln 67 yd run (G. Blair kick)	0	14
BOS	1	L. Garrison 7 yd run (G. Cappelletti kick)	7	14
SD	1	P. Lowe 58 yd run (G. Blair kick)	7	21
SD	2	G. Blair 11 yd field goal	7	24
BOS	2	G. Cappelletti 15 yd field goal	10	24
SD	2	D. Norton 14 yd pass from T. Rote (G. Blair kick)	10	31
SD	3	L. Alworth 48 yd pass from T. Rote (G. Blair kick)	10	38
SD	4	K. Lincoln 25 yd pass from J. Hadl (pass failed)	10	44
SD	4	J. Hadl 1 yd run (G. Blair kick)	10	51

TEAM STATISTICS	BOS	SD
<b>TOTAL FIRST DOWNS</b>	<b>14</b>	<b>21</b>
By Rushing	6	11
By Passing	8	9
By Penalty	0	1
<b>TOTAL NET YARDS</b>	<b>262</b>	<b>610</b>
Total Offensive Plays	59	60
<b>NET YARDS RUSHING</b>	<b>75</b>	<b>318</b>
Total Rushing Plays	16	32
Avg. per Rush	4.7	9.9
<b>NET YARDS PASSING</b>	<b>186</b>	<b>292</b>
Gross Yards Passing	228	305
Att.-Comp.-I	37-72	26-70
Completion Pct.	45.9	65.4
<b>PUNTS/AVERAGE</b>	<b>7/47</b>	<b>2/43.5</b>
<b>PENALTIES/YARDS</b>	<b>1/18</b>	<b>6/30</b>
<b>FUMBLES/BALLS LOST</b>	<b>1/0</b>	<b>1/1</b>
<b>FIELD GOALS</b>	<b>15</b>	<b>11</b>

## FINAL INDIVIDUAL STATISTICS

RUSHING	NO	YDS	AVG	LG	TD	RUSHING	NO	YDS	AVG	LG	TD
H. Crump	7	18	2.6	6	0	K. Lincoln	13	206	15.8	67t	1
L. Garrison	3	15	5.0	7t	1	P. Lowe	12	94	7.8	58t	1
B. Lott	3	15	5.0	6	0	T. Rote	4	15	3.8	10	1
T. Yewcic	1	14	14.0	14	0	G. McDougall	1	2	2.0	2	0
V. Parilli	1	10	10.0	10	0	J. Hadl	1	1	1.0	1t	1
R. Burton	1	3	3.0	3	0	B. Jackson	1	0	0.0	0	0
<b>Patriots:</b>	<b>16</b>	<b>75</b>	<b>4.7</b>	<b>14</b>	<b>1</b>	<b>Chargers:</b>	<b>32</b>	<b>318</b>	<b>9.9</b>	<b>67t</b>	<b>4</b>

RECEIVING	NO	YDS	AVG	LG	TD	RECEIVING	NO	YDS	AVG	LG	TD
R. Burton	4	12	3.0	8	0	K. Lincoln	7	123	17.6	32	1
J. Colclough	3	26	8.7	10	0	L. Alworth	4	77	19.3	48	1
G. Cappelletti	2	72	36.0	49	0	J. MacKinnon	2	53	26.5	33	0
A. Graham	2	68	34.0	45	0	D. Norton	2	44	22.0	30	1
H. Crump	2	28	14.0	28	0	D. Kocourek	1	5	5.0	5	0
B. Lott	2	16	8.0	11	0	G. McDougall	1	3	3.0	3	0
L. Garrison	2	6	3.0	5	0	<b>Chargers:</b>	<b>17</b>	<b>305</b>	<b>17.9</b>	<b>48</b>	<b>3</b>
<b>Patriots:</b>	<b>17</b>	<b>228</b>	<b>13.4</b>	<b>49</b>	<b>0</b>						

INTERCEPTIONS	NO	YDS	AVG	LG	TD	INTERCEPTIONS	NO	YDS	AVG	LG	TD
None						B. Mitinger	1	5	5.0	5	0
						P. Maguire	1	10	10.0	10	0
						<b>Chargers:</b>	<b>2</b>	<b>15</b>	<b>7.5</b>	<b>10</b>	<b>0</b>

PUNTING	NO	YDS	AVG	LG	PUNTING	NO	YDS	AVG	LG
T. Yewcic	7	328	46.9	68	R. Maguire	2	87	43.5	44

PUNT RET.	NO	YDS	AVG	LG	TD	PUNT RET.	NO	YDS	AVG	LG	TD
None						None					

KICKOFF RET.	NO	YDS	AVG	LG	TD	KICKOFF RET.	NO	YDS	AVG	LG	TD
L. Garrison	2	32	16.0	17	0	L. Alworth	2	47	23.5	28	0
H. Crump	2	31	15.5	22	0	P. Lowe	1	23	23.0	23	0
R. Burton	2	27	13.5	18	0	<b>Chargers:</b>	<b>3</b>	<b>70</b>	<b>23.3</b>	<b>62</b>	<b>0</b>
B. Suci	1	18	18.0	18	0						
T. Romeo	1	9	9.0	9	0						
B. Yates	1	5	5.0	5	0						
<b>Patriots:</b>	<b>9</b>	<b>122</b>	<b>13.6</b>	<b>22</b>	<b>0</b>						

PASSING	A	C	YDS	PCT.	TD	I	LG	S/YD	RATING
B. Parilli	29	14	189	48.3	0	1	49	0/0	55.1
T. Yewcic	8	3	39	37.5	0	1	23	0/0	14.1
<b>Patriots:</b>	<b>37</b>	<b>17</b>	<b>228</b>	<b>45.9</b>	<b>0</b>	<b>2</b>	<b>45</b>	<b>0/0</b>	<b>43.5</b>

PASSING	A	C	YDS	PCT.	TD	I	LG	S/YD	RATING
T. Rote	15	10	173	66.6	2	0	48	0/0	145.3
J. Hadl	10	6	112	60.0	1	0	33	0/0	132.1
K. Lincoln	1	1	20	100.0	0	0	20	0/0	118.8
<b>Chargers:</b>	<b>25</b>	<b>16</b>	<b>305</b>	<b>64.0</b>	<b>3</b>	<b>0</b>	<b>48</b>	<b>0/0</b>	<b>145.8</b>

## BOSTON PATRIOTS STARTING LINEUP

WR	G. Cappelletti	DE	B. Dee
T	D. Oakes	DT	H. Antwine
G	C. Long	DT	J. Richardsonson
C	W. Cudzik	DE	L. Eisenhauer
G	B. Neighbors	LB	T. Addison
T	M. Graham	LB	N. Buoniconti
TE	T. Romeo	LB	J. Rudolph
WR	J. Colclough	CB	D. Felt
QB	V. Parilli	CB	B. Suci
RB	R. Burton	S	R. Hall
FB	L. Garrison	S	R. O'Hanley

## SAN DIEGO CHARGERS STARTING LINEUP

WR	D. Norton	DE	E. Faison
T	E. Wright	DT	H. Schmidt
G	S. DeLuca	DT	G. Gross
C	D. Rogers	DE	B. Patrick
G	P. Shea	LB	E. Karas
T	R. Mix	LB	C. Allen
TE	D. Kocourek	LB	P. Maguire
WR	L. Alworth	CB	B. Whitehead
QB	T. Rote	CB	D. Harris
RB	K. Lincoln	S	G. Blair
FB	P. Lowe	S	G. Glick

## GAME NOTES

- This was the first of 10 championship games involving the Patriots. (also Super Bowls XX, XXXI, XXXVI, XXXVIII, XXXIX, XLII, XLVI, XLIX and LII).
- The 610 yards yielded by the Patriots defense still ranks as the highest total ever given up by the Patriots.
- The Patriots committed only one penalty versus the Chargers. It is the lowest single game total in team playoff history (tied with Dec. 28, 1985 at N.Y. Jets).



# SUPER BOWL XX

**SUPER BOWL XX • CHICAGO 46, NEW ENGLAND 10 • LOUISIANA SUPERDOME**

January 26, 1986 • Weather: Indoors • Attendance - 73,818

	1	2	3	4	OT	F
Chicago Bears	13	10	21	2	--	46
New England Patriots	3	0	0	7	--	10

TEAM	Q	PLAY	SCORE	
			Visitor	Home
NE	1	T. Franklin 36 yd field goal	0	3
CHI	1	K. Butler 28 yd field goal	3	3
CHI	1	K. Butler 24 yd field goal	6	3
CHI	1	M. Suhey 11 yd run (K. Butler kick)	13	3
CHI	2	J. McMahon 2 yd run (K. Butler kick)	20	3
CHI	2	K. Butler 24 yd field goal	23	3
CHI	3	J. McMahon 1 yd run (K. Butler kick)	30	3
CHI	3	R. Phillips 28 yd interception return (K. Butler kick)	37	3
CHI	3	W. Perry 1 yd run (K. Butler kick)	44	3
NE	4	I. Fryar 8 yd pass from S. Grogan (T. Franklin kick)	44	10
CHI	4	Safety, S. Grogan tackled by H. Waechter in end zone	46	10

## FINAL INDIVIDUAL STATISTICS

RUSHING	NO	YDS	AVG	LG	TD	RUSHING	NO	YDS	AVG	LG	TD
T. Collins	3	4	1.3	3	0	W. Payton	22	61	2.8	7	0
R. Weathers	1	3	3.0	3	0	M. Suhey	11	52	4.7	11	1
S. Grogan	1	3	3.0	3	0	T. Sanders	4	15	3.8	10	0
C. James	5	1	0.2	3	0	D. Gentry	3	15	5.0	8	0
G. Hawthorne	1	-4	-4.0	-4	0	J. McMahon	5	14	2.8	7	2
Patriots:	11	7	0.6	3	0	C. Thomas	2	8	4.0	7	0
						W. Perry	1	1	1.0	1t	1
						S. Fuller	1	1	1.0	1	0
						Bears:	49	167	3.4	11	4

RECEIVING	NO	YDS	AVG	LG	TD	RECEIVING	NO	YDS	AVG	LG	TD
S. Morgan	7	70	10.0	19	0	W. Gault	4	129	32.3	60	0
S. Starring	2	39	19.5	24	0	D. Gentry	2	41	20.5	27	0
I. Fryar	2	24	12.0	16	1	K. Margerum	2	36	18.0	29	0
T. Collins	2	19	9.5	11	0	E. Moorehead	2	22	11.0	14	0
D. Ramsey	2	16	8.0	11	0	M. Suhey	1	24	24.0	24	0
C. James	1	6	6.0	6	0	C. Thomas	1	4	4.0	4	0
R. Weathers	1	3	3.0	3	0	Bears:	12	256	21.3	60	0
Patriots:	17	177	10.4	24	1						

INTERCEPTIONS	NO	YDS	AVG	LG	TD	INTERCEPTIONS	NO	YDS	AVG	LG	TD
None						R. Phillips	1	28	28.0	28t	1
						J. Morrissey	1	47	47.0	47	0
						Bears:	2	75	37.5	47	1

PUNTING	NO	YDS	AVG	TB	IN20	LG	PUNTING	NO	YDS	AVG	TB	IN20	LG
R. Camarillo	6	263	43.8	1	1	62	M. Buford	4	173	43.3	1	1	52

PUNT RET.	NO	FC	YDS	AVG	LG	TD	PUNT RET.	NO	FC	YDS	AVG	LG	TD
I. Fryar	2	0	22	11.0	12	0	K. Ortego	2	1	20	10.0	12	0

KICKOFF RET.	NO	YDS	AVG	LG	TD	KICKOFF RET.	NO	YDS	AVG	LG	TD
S. Starring	7	153	21.9	36	0	W. Gault	4	49	12.3	18	0

PASSING	A	C	YDS	PCT.	TD	I	LG	S/YD	RATING
S. Grogan	30	17	177	56.7	1	2	24	4/33	57.2
T. Eason	6	0	0	0.0	0	0	0	3/28	39.6
Patriots:	36	17	177	47.2	1	2	24	7/61	48.0

PASSING	A	C	YDS	PCT.	TD	I	LG	S/YD	RATING
J. McMahon	20	12	256	60.0	0	0	60	1/3	104.2
W. Fuller	4	0	0	0.0	0	0	0	1/11	39.6
W. Perry	0	0	0	0.0	0	0	0	1/1	--
Bears:	24	12	256	50.0	0	0	60	3/15	88.2

TEAM STATISTICS	CHI	NE
TOTAL FIRST DOWNS	23	12
By Rushing	13	1
By Passing	9	10
By Penalty	1	1
Third Down: Md/Att.	7/14	1/10
Third Down: Eff.	50%	10%
TOTAL NET YARDS	408	123
Total Offensive Plays	76	54
Average Per Play	5.4	2.3
NET YARDS RUSHING	167	7
Total Rushing Plays	49	11
Avg. per Rush	3.4	0.6
NET YARDS PASSING	241	116
Sacked/Yards Lost	3/15	7/61
Gross Yards Passing	256	177
Att.-Comp.-I	24-12-0	36-17-2
Completion Pct.	50.0	47.2
PUNTS/AVERAGE	4/43.4	6/43.8
PENALTIES/YARDS	7/40	5/35
FUMBLES/BALLS LOST	3/2	4/4
FIELD GOALS	28,24,24	36

## NE PATRIOTS STARTING LINEUP

WR	S. Morgan	DE	G. Veris
T	B. Holloway	NT	L. Williams
G	J. Hannah	DE	J. Adams
C	P. Brock	LB	A. Tippett
G	R. Wooten	LB	S. Nelson
T	S. Moore	LB	L. McGrew
TE	L. Dawson	LB	D. Blackburn
WR	S. Starring	CB	R. Lippett
QB	T. Eason	CB	R. Clayborn
RB	T. Collins	S	R. James
FB	C. James	S	F. Marion

## CHICAGO BEARS STARTING LINEUP

WR	W. Gault	DE	D. Hampton
T	J. Covert	DL	S. McMichael
G	M. Bortz	DL	W. Perry
C	J. Hilgenberg	DE	R. Dent
G	T. Thayer	LB	O. Wilson
T	K. VanHorne	LB	M. Singletary
TE	E. Moorehead	LB	W. Marshall
WR	D. McKinnon	CB	M. Richardson
QB	J. McMahon	CB	L. Frazier
RB	W. Payton	S	D. Duerson
FB	M. Suhey	S	G. Fencik

## GAME NOTES

• This game marked the Patriots' first trip to the Super Bowl and the team's first title game appearance in 22 years.

• New England scored the quickest points in Super Bowl history when K Tony Franklin booted a 36-yard field goal 1:19 into the contest.

PLAYOFF  
HISTORY

# SUPER BOWL XXXI

**SUPER BOWL XXXI • GREEN BAY 35, NEW ENGLAND 21 • LOUISIANA SUPERDOME**

January 26, 1997 • Weather: Indoors • Attendance - 72,301

	1	2	3	4	OT	F
New England Patriots	14	0	7	0	--	21
Green Bay Packers	10	17	8	0	--	35

			SCORE	
TEAM	Q	PLAY	Visitor	Home
GB	1	A. Rison 54 yd pass from B. Favre (C. Jacke kick)	0	7
GB	1	C. Jacke 37 yd field goal	0	10
NE	1	K. Byars 1 yd pass from D. Bledsoe (A. Vinatieri kick)	7	10
NE	1	B. Coates 4 yd pass from D. Bledsoe (A. Vinatieri kick)	14	10
GB	2	A. Freeman 81 yd pass from B. Favre (C. Jacke kick)	14	17
GB	2	C. Jacke 31 yd field goal	14	20
GB	2	B. Favre 2 yd run (C. Jacke kick)	14	27
NE	3	C. Martin 18 yd run (A. Vinatieri kick)	21	27
GB	3	D. Howard 99 yd kickoff return (M. Chmura-B. Favre pass)	21	35

## FINAL INDIVIDUAL STATISTICS

RUSHING	NO	YDS	AVG	LG	TD	RUSHING	NO	YDS	AVG	LG	TD
C. Martin	11	42	3.8	18t	1	D. Levens	14	61	4.4	12	0
D. Bledsoe	1	1	1.0	1	0	E. Bennett	17	40	2.4	10	0
D. Meggett	1	0	0	0	0	B. Favre	4	12	3.0	12	1
Patriots:	13	43	3.3	18t	1	W. Henderson	1	2	2.0	2	0
						Packers:	36	115	3.2	12	1

RECEIVING	NO	YDS	AVG	LG	TD	RECEIVING	NO	YDS	AVG	LG	TD
B. Coates	6	67	11.2	19	1	A. Freeman	3	105	35.0	81t	1
T. Glenn	4	62	15.5	44	0	D. Levens	3	23	7.7	14	0
K. Byars	4	42	10.5	32	1	A. Rison	2	77	38.5	54t	1
S. Jefferson	3	34	11.3	14	0	W. Henderson	2	14	7.0	8	0
C. Martin	3	28	9.3	20	0	M. Chmura	2	13	6.5	8	0
D. Meggett	3	8	2.7	5	0	K. Jackson	1	10	10.0	10	0
V. Brisby	2	12	6.0	7	0	E. Bennett	1	4	4.0	4	0
Patriots:	25	253	10.1	44	2	Packers:	14	246	17.6	81t	2

INTERCEPTIONS	NO	YDS	AVG	LG	TD	INTERCEPTIONS	NO	YDS	AVG	LG	TD
None						B. Williams	1	16	16.0	16	0
						M. Prior	1	8	8.0	8	0
						D. Evans	1	0	0	0	0
						C. Newsome	1	0	0	0	0
						Packers:	4	24	6.0	16	0

PUNTING	NO	YDS	AVG	TB	IN20	LG	PUNTING	NO	YDS	AVG	TB	IN20	LG
T. Tupa	8	361	45.1	0	3	53	C. Hentrich	7	299	42.7	0	1	58

PUNT RET.	NO	FC	YDS	AVG	LG	TD	PUNT RET.	NO	FC	YDS	AVG	LG	TD
D. Meggett	4	2	30	7.5	20	0	D. Howard	6	1	90	15.0	34	0
[DOWNED]	1						[OUT OF BOUNDS]	1					

KICKOFF RET.	NO	YDS	AVG	LG	TD	KICKOFF RET.	NO	YDS	AVG	LG	TD
D. Meggett	5	117	23.4	26	0	D. Howard	4	154	38.5	99t	1
H. Graham	1	18	18.0	18	0						
Patriots:	6	135	22.5	26	0						

PASSING	A	C	YDS	PCT.	TD	I	LG	S/YD	RATING
D. Bledsoe	48	25	253	52.1	2	4	44	5/39	46.6
Patriots:	48	25	253	52.1	2	4	44	5/39	46.6

PASSING	A	C	YDS	PCT.	TD	I	LG	S/YD	RATING
B. Favre	27	14	246	51.9	2	0	81t	5/38	107.9
Packers:	27	14	246	51.9	2	0	81t	5/38	107.9

TEAM STATISTICS	NE	GB
TOTAL FIRST DOWNS	23	12
By Rushing	3	8
By Passing	12	6
By Penalty	1	2
Third Down: Md/Att.	4/14	3/15
Third Down: Eff.	29%	20%
TOTAL NET YARDS	257	323
Total Offensive Plays	66	68
Avg. per Play	3.9	4.8
NET YARDS RUSHING	43	115
Total Rushing Plays	13	36
Avg. per Rush	3.3	3.2
NET YARDS PASSING	214	208
Sacked/Yards Lost	5/39	5/38
Gross Yards Passing	253	246
Att.-Comp.-Int	48-25-4	27-14-0
Completion Pct.	52.1	51.9
PUNTS/AVERAGE	8/45.1	7/42.7
PENALTIES/YARDS	2/22	3/41
FUMBLES/BALLS LOST	0/0	0/0
FIELD GOALS	None	37, 31, 47

## NE PATRIOTS STARTING LINEUP

WR	S. Jefferson	DE	F. Collons
T	B. Armstrong	DL	M. Wheeler
G	W. Roberts	DL	P. Sagapolutele
C	D. Wohlabaugh	DE	W. McGinest
G	T. Rucci	LB	C. Slade
T	M. Lane	LB	T. Johnson
TE	B. Coates	LB	T. Collins
WR	T. Glenn	CB	T. Law
QB	D. Bledsoe	CB	O. Smith
RB	C. Martin	S	L. Milloy
FB	K. Byars	S	W. Clay

## GREEN BAY PACKERS STARTING LINEUP

WR	A. Freeman	LE	R. White
T	B. Wilkerson	DT	S. Dotson
G	A. Taylor	NT	G. Brown
C	F. Winters	DE	S. Jones
G	A. Timmerman	LB	W. Simmons
T	E. Dotson	LB	R. Cox
TE	M. Chmura	LB	B. Williams
WR	A. Rison	CB	C. Newsome
QB	B. Favre	CB	D. Evans
RB	E. Bennett	S	L. Butler
RB	W. Henderson	S	E. Robinson

## GAME NOTES

- The Patriots were within six points (27-21) in the third quarter, but Green Bay's four interceptions and a kickoff return for a touchdown helped the Packers to victory.
- The two teams combined for a Super Bowl record 24 points in the first quarter. (New England - 14; Green Bay - 10)
- Green Bay's Desmond Howard became the first special teams player to be awarded the Super Bowl MVP trophy.

# SUPER BOWL XXXVI

**SUPER BOWL XXXVI • NEW ENGLAND 20, ST. LOUIS 17 • LOUISIANA SUPERDOME**

February 3, 2002 • Weather: Indoors • Attendance - 72,922

	1	2	3	4	OT	F
St. Louis Rams	3	0	0	14	--	17
New England Patriots	0	14	3	3	--	20

TEAM	Q	PLAY	Visitor	Home	Visitor	Home	Visitor	Home	Visitor	Home	Visitor
STL	1	J. Wilkins 50 yd field goal	3	0	3	0	3	0	3	0	3
NE	2	T. Law 47 yd interception return (A. Vinatieri kick)	3	7	3	7	3	7	3	7	3
NE	2	D. Patten 8 yd pass from T. Brady (A. Vinatieri kick)	3	14	3	14	3	14	3	14	3
NE	3	A. Vinatieri 37 yd field goal	3	17	3	17	3	17	3	17	3
STL	4	K. Warner 2 yd run (J. Wilkins kick)	10	17	10	17	10	17	10	17	10
STL	4	R. Proehl 26 yd pass from K. Warner (J. Wilkins kick)	17	17	17	17	17	17	17	17	17
NE	4	A. Vinatieri 48 yd field goal	17	20	17	20	17	20	17	20	17

## FINAL INDIVIDUAL STATISTICS

RUSHING	NO	YDS	AVG	LG	TD	RUSHING	NO	YDS	AVG	LG	TD
M. Faulk	17	76	4.5	15	0	A. Smith	18	92	5.1	17	0
K. Warner	3	6	2.0	5	1	D. Patten	1	22	22.0	22	0
A. Hakim	1	5	5.0	5	0	K. Faulk	2	15	7.5	8	0
J. Hodgins	1	3	3.0	3	0	M. Edwards	2	5	2.5	3	0
Rams:	22	90	4.1	15	1	T. Brady	1	3	3.0	3	0
						J. Redmond	1	-4	-4.0	-4	0
						Patriots:	25	133	5.3	22	0

RECEIVING	NO	YDS	AVG	LG	TD	RECEIVING	NO	YDS	AVG	LG	TD
A. Hakim	5	90	18.0	29	0	T. Brown	6	89	14.8	23	0
I. Bruce	5	56	11.2	22	0	J. Redmond	3	24	8.0	11	0
T. Holt	5	49	9.8	18	0	J. Wiggins	2	14	7.0	8	0
M. Faulk	4	54	13.5	22	0	M. Edwards	2	7	3.5	5	0
R. Proehl	3	71	23.7	30	1	D. Patten	1	8	8.0	8t	1
J. Robinson	2	18	9.0	12	0	A. Smith	1	4	4.0	4	0
E. Conwell	2	8	4.0	9	0	K. Faulk	1	-1	-1.0	-1	0
Y. Murphy	1	11	11.0	11	0	Patriots:	16	145	9.1	23	1
J. Hodgins	1	8	8.0	8	0						
Rams:	28	365	13.0	30	1						

INTERCEPTIONS	NO	YDS	AVG	LG	TD	INTERCEPTIONS	NO	YDS	AVG	LG	TD
None						T. Law	1	47	47.0	47t	1
						O. Smith	1	30	30.0	0	0
						Patriots:	2	77	38.5	47t	1

PUNTING	NO	YDS	AVG	TB	IN20	LG	PUNTING	NO	YDS	AVG	TB	IN20	LG
J. Baker	4	159	39.8	1	3	49	K. Walter	8	345	43.1	4	2	53

PUNT RET.	NO	FC	YDS	AVG	LG	TD	PUNT RET.	NO	FC	YDS	AVG	LG	TD
D. Bly	3	2	6	2.0	7	0	T. Brown	1	1	4	4.0	4	0
[OUT OF BOUNDS]	1						[OUT OF BOUNDS]	1					
[TOUCHBACK]	1						[TOUCHBACK]	1					

KICKOFF RET.	NO	YDS	AVG	LG	TD	KICKOFF RET.	NO	YDS	AVG	LG	TD
Y. Murphy	3	81	27.0	38	0	P. Pass	3	85	28.3	35	0
M. Faulk	1	1	1.0	1	0	T. Brown	1	15	15.0	15	0
Rams:	4	82	20.5	38	0	Patriots:	4	100	25.0	35	0

PASSING	A	C	YDS	PCT.	TD	I	LG	S/YD	RATING
K. Warner	44	28	365	63.6	1	2	30	3/28	78.3
Rams:	44	28	365	63.6	1	2	30	3/28	78.3
PASSING	A	C	YDS	PCT.	TD	I	LG	S/YD	RATING
T. Brady	27	16	145	59.3	1	0	23	1/7	86.2
K. Faulk	0	0	0	0.0	0	0	0	1/4	--
Patriots:	27	16	145	59.3	1	0	23	2/11	86.2

TEAM STATISTICS	STL	NE
TOTAL FIRST DOWNS	26	15
By Rushing	7	6
By Passing	16	8
By Penalty	3	1
Third Down: Md/Att.	5/13	2/11
Third Down: Eff.	38%	18%
TOTAL NET YARDS	427	267
Total Offensive Plays	69	54
Avg. per Play	6.2	4.9
NET YARDS RUSHING	90	133
Total Rushing Plays	22	25
Avg. per Rush	4.1	5.3
NET YARDS PASSING	337	134
Sacked/Yards Lost	3/28	2/11
Gross Yards Passing	365	145
Att.-Comp.-Int	44-28-2	27-16-0
Completion Pct.	63.6	59.3
PUNTS/AVERAGE	4/39.8	8/43.1
PENALTIES/YARDS	6/39	5/31
FUMBLES/BALLS LOST	2/1	0/0
FIELD GOALS	50, 52	37, 48

## NE PATRIOTS STARTING LINEUP

WR	T. Brown	LE	B. Hamilton
LT	M. Light	DT	B. Mitchell
LG	M. Compton	DT	R. Seymour
C	D. Woody	RE	A. Pleasant
RG	J. Andruzzi	LLB	M. Vrabel
RT	G. Robinson-Randall	MLB	T. Bruschi
TE	J. Wiggins	RLB	R. Phifer
WR	D. Patten	LCB	T. Law
QB	T. Brady	RCB	O. Smith
FB	M. Edwards	SS	L. Milloy
RB	A. Smith	FS	T. Jones

## ST. LOUIS RAMS STARTING LINEUP

WR	T. Holt	LE	C. Ahanotu
LT	O. Pace	DT	B. Young
LG	T. Nutten	DT	J. Zgonina
C	A. McCollum	RE	G. Wistrom
RG	A. Timmerman	LLB	D. Davis
RT	R. Jones	MLB	L. Fletcher
TE	E. Conwell	RLB	T. Polley
WR	I. Bruce	LCB	A. Williams
QB	K. Warner	RCB	D. McClellan
FB	J. Hodgins	SS	A. Archuleta
RB	M. Faulk	FS	K. Herring

## GAME NOTES

- The Patriots won the first Super Bowl in their 42-year history with their 20-17 win over the Rams.
- Patriots kicker Adam Vinatieri kicked the first last second, game-winning field goal in Super Bowl history as his 48-yard kick sailed through the goalposts as time expired.
- The Patriots defense forced three St. Louis turnovers and converted them into two touchdowns and a field goal.

# SUPER BOWL XXVIII

**SUPER BOWL XXXVIII • NEW ENGLAND 32, CAROLINA 29 • RELIANT STADIUM**

February 1, 2004 • Weather: Indoors • Attendance - 71,525

	1	2	3	4	OT	F
Carolina Panthers	0	10	0	19	--	29
New England Patriots	0	14	0	18	--	32

SCORE						
TEAM	Q	PLAY	Visitor	Home		
NE	2	D. Branch 5 yd pass from T. Brady (A. Vinatieri kick)	0	7		
CAR	2	S. Smith 39 yd pass from J. Delhomme (J. Kasay kick)	7	7		
NE	2	D. Givens 5 yd pass from T. Brady (A. Vinatieri kick)	7	14		
CAR	2	J. Kasay 50 yd field goal	10	14		
NE	4	A. Smith 2 yd run (A. Vinatieri kick)	10	21		
CAR	4	D. Foster 33 yd run (pass failed)	16	21		
CAR	4	M. Muhammad 85 yd pass from J. Delhomme (pass failed)	22	21		
NE	4	M. Vrabel 1 yd pass from T. Brady (K. Faulk run)	22	29		
CAR	4	R. Proehl 12 yd pass from J. Delhomme (J. Kasay kick)	29	29		
NE	4	A. Vinatieri 41 yd field goal	29	32		

## FINAL INDIVIDUAL STATISTICS

RUSHING	NO	YDS	AVG	LG	TD	RUSHING	NO	YDS	AVG	LG	TD
S. Davis	13	49	3.8	21	0	A. Smith	26	83	3.2	9	1
D. Foster	3	43	14.3	33t	1	K. Faulk	6	42	7	23	0
Panthers:	16	92	5.8	33t	1	T. Brady	2	12	6	12	0
						T. Brown	1	-10	-10	-10	0
						Patriots:	35	127	3.6	23	1

RECEIVING	NO	YDS	AVG	LG	TD	RECEIVING	NO	YDS	AVG	LG	TD
M. Muhammad	4	140	35.0	85t	1	D. Branch	10	143	14.3	52	1
S. Smith	4	80	20.0	39t	1	T. Brown	8	76	9.5	13	0
R. Proehl	4	71	17.8	31	0	D. Givens	5	69	13.8	25	1
J. Wiggins	2	21	10.5	15	0	D. Graham	4	46	11.5	33	0
D. Foster	1	9	9.0	9	0	K. Faulk	4	19	4.8	7	0
K. Mangum	1	2	2.0	2	0	M. Vrabel	1	1	1	1	1
Panthers:	16	323	20.2	85	3	Patriots:	32	354	11.1	52	3

INTERCEPTIONS	NO	YDS	AVG	LG	TD	INTERCEPTIONS	NO	YDS	AVG	LG	TD
R. Howard	1	12	12.0	12	0	None					

PUNTING	NO	YDS	AVG	TB	IN20	LG	PUNTING	NO	YDS	AVG	TB	IN20	LG
T. Sauerbrun	7	310	44.3	0	1	51	K. Walter	5	173	34.6	0	2	51

PUNT RET.	NO	FC	YDS	AVG	LG	TD	PUNT RET.	NO	FC	YDS	AVG	LG	TD
S. Smith	1	1	2	2.0	2	0	T. Brown	4	1	40	10.0	28	0
[DOWNED]	1						D. Branch	1	1	2	2.0	2	0
							Patriots:	5	2	42	8.4	28	0

KICKOFF RET.	NO	YDS	AVG	LG	TD	KICKOFF RET.	NO	YDS	AVG	LG	TD
R. Smart	4	74	18.5	22	0	B. Johnson	4	78	19.5	29	0
S. Smith	1	30	30.0	30	0	[OUT OF BOUNDS]	1				
K. Mangum	1	12	12.0	12	0						
Panthers:	6	116	19.3	30	0						

PASSING	A	C	YDS	PCT.	TD	I	LG	S/YD	RATING
J. Delhomme	33	16	323	48.5	3	0	85	4/28	113.6
Panthers:	33	16	323	48.5	3	0	85	4/28	113.6

PASSING	A	C	YDS	PCT.	TD	I	LG	S/YD	RATING
T. Brady	48	32	354	66.7	3	1	52	0/0	100.5
Patriots:	48	32	354	66.7	3	1	52	0/0	100.5

TEAM STATISTICS	CAR	NE
TOTAL FIRST DOWNS	17	29
By Rushing	3	7
By Passing	12	19
By Penalty	2	3
Third Down: Md/Att.	4/12	8/17
Third Down: Eff.	33%	47%
TOTAL NET YARDS	387	481
Total Offensive Plays	53	83
Avg. per Play	7.3	5.8
NET YARDS RUSHING	92	127
Total Rushing Plays	16	35
Avg. Per Rush	5.8	3.6
NET YARDS PASSING	295	354
Sacked/Yards Lost	4/28	0/0
Gross Yards Passing	323	354
Att.-Comp.-Int	33-16-0	48-32-1
Completion Pct.	48.5	66.7
PUNTS/AVERAGE	7/44.3	5/34.6
PENALTIES/YARDS	12/73	8/60
FUMBLES/BALLS LOST	1/1	1/0
FIELD GOALS	50	31, 36, 41

## NE PATRIOTS STARTING LINEUP

WR	D. Branch	LE	B. Hamilton
LT	M. Light	NT	T. Washington
LG	R. Hochstein	RE	R. Seymour
C	D. Koppen	OLB	W. McGinest
RG	J. Andruzzi	ILB	T. Bruschi
RT	T. Ashworth	ILB	R. Phifer
TE	D. Graham	OLB	M. Vrabel
WR	T. Brown	LCB	T. Law
QB	T. Brady	RCB	T. Poole
RB	A. Smith	S	E. Wilson
FB	L. Centers	S	R. Harrison

## CAROLINA PANTHERS STARTING LINEUP

WR	M. Muhammad	LDE	J. Peppers
LT	T. Steussie	LDT	B. Buckner
LG	J. James	RDT	K. Jenkins
C	J. Mitchell	RDE	M. Rucker
RG	K. Donnalley	SLB	G. Favors
RT	J. Gross	MLB	D. Morgan
TE	J. Wiggins	WLB	W. Witherspoon
WR	S. Smith	LCB	R. Manning
QB	J. Delhomme	RCB	R. Howard
FB	B. Hoover	SS	M. Minter
RB	S. Davis	FS	D. Grant

## GAME NOTES

- The Patriots won the Super Bowl for the second time in three seasons with a thrilling 32-29 win over the Panthers.
- Adam Vinatieri nailed a 41-yard field goal with four seconds left to give the Patriots the last-second victory.
- Deion Branch's 10 receptions were the second most in Super Bowl history, and MVP Tom Brady's 32 completions set a Super Bowl record.

# SUPER BOWL XXXIX

**SUPER BOWL XXXIX • NEW ENGLAND 24, PHILADELPHIA 21 • ALLTEL STADIUM**

February 6, 2005 • 59 degrees; Clear; Wind N 12 mph • Attendance - 78,125

	1	2	3	4	OT	F
New England Patriots	0	7	7	10	--	24
Philadelphia Eagles	0	7	7	7	--	21

TEAM	Q	PLAY	SCORE	
			Visitor	Home
PHI	2	L. Smith 6 yd pass from D. McNabb (D. Akers kick)	0	7
NE	2	D. Givens 4 yd pass from T. Brady (A. Vinatieri kick)	7	7
NE	3	M. Vrabel 2 yd pass from T. Brady (A. Vinatieri kick)	14	7
PHI	3	B. Westbrook 10 yd pass from D. McNabb (D. Akers)	14	14
NE	4	C. Dillon 2 yd run (A. Vinatieri kick)	21	14
NE	4	A. Vinatieri 22 yd field goal	24	14
PHI	4	G. Lewis 30 yd pass from D. McNabb (D. Akers kick)	24	21

## FINAL INDIVIDUAL STATISTICS

RUSHING	NO	YDS	AVG	LG	TD	RUSHING	NO	YDS	AVG	LG	TD
C. Dillon	18	75	4.2	25	1	B. Westbrook	15	44	2.9	22	0
K. Faulk	8	38	4.8	12	0	D. Levens	1	1	1.0	1	0
P. Pass	1	0	0.0	0	0	D. McNabb	1	0	0.0	0	0
T. Brady	1	-1	-1.0	-1	0	Eagles:	17	45	2.6	22	0
<b>Patriots:</b>	<b>28</b>	<b>112</b>	<b>4.0</b>	<b>25</b>	<b>1</b>						

RECEIVING	NO	YDS	AVG	LG	TD	RECEIVING	NO	YDS	AVG	LG	TD
D. Branch	11	133	12.1	27	0	T. Owens	9	122	13.6	36	0
C. Dillon	3	31	10.3	16	0	B. Westbrook	7	60	8.6	15	1
D. Givens	3	19	6.3	13	1	T. Pinkston	4	82	20.5	40	0
K. Faulk	2	27	13.5	14	0	G. Lewis	4	53	13.3	30t	1
T. Brown	2	17	8.5	12	0	L. Smith	4	27	6.8	9	0
D. Graham	1	7	7.0	7	0	F. Mitchell	1	11	11.0	11	0
M. Vrabel	1	2	2.0	2t	1	J. Parry	1	2	2.0	2	0
<b>Patriots:</b>	<b>23</b>	<b>236</b>	<b>10.3</b>	<b>27</b>	<b>2</b>	<b>Eagles:</b>	<b>30</b>	<b>357</b>	<b>11.9</b>	<b>40</b>	<b>3</b>

INTERCEPTIONS	NO	YDS	AVG	LG	TD	INTERCEPTIONS	NO	YDS	AVG	LG	TD
R. Harrison	2	5	2.5	6	0	None					
T. Brusch	1	0	0.0	0	0						
<b>Patriots:</b>	<b>3</b>	<b>5</b>	<b>1.7</b>	<b>6</b>	<b>0</b>						

PUNTING	NO	YDS	AVG	TB	IN20	LG	PUNTING	NO	YDS	AVG	TB	IN20	LG
J. Miller	7	316	45.1	0	3	50	D. Johnson	5	214	42.8	0	1	52

PUNT RET.	NO	FC	YDS	AVG	LG	TD	PUNT RET.	NO	FC	YDS	AVG	LG	TD
T. Brown	3	1	12	4.0	8	0	B. Westbrook	3	0	19	6.3	10	0
B. Johnson	1	0	14	14.0	14	0	L. Sheppard	0	2	0	0.0	0	0
<b>Patriots:</b>	<b>4</b>	<b>1</b>	<b>26</b>	<b>6.5</b>	<b>14</b>	<b>0</b>	<b>Eagles:</b>	<b>3</b>	<b>2</b>	<b>19</b>	<b>6.3</b>	<b>10</b>	<b>0</b>

KICKOFF RET.	NO	YDS	AVG	LG	TD	KICKOFF RET.	NO	YDS	AVG	LG	TD
B. Johnson	2	44	22.0	26	0	J. Reed	4	82	20.5	26	0
P. Pass	1	17	17.0	17	0	R. Hood	1	32	32.0	32	0
C. Fauria	1	2	2.0	2	0	<b>Eagles:</b>	<b>5</b>	<b>114</b>	<b>22.8</b>	<b>32</b>	<b>0</b>
<b>Patriots:</b>	<b>4</b>	<b>63</b>	<b>15.8</b>	<b>26</b>	<b>0</b>						

PASSING	A	C	YDS	PCT.	TD	I	LG	S/YD	RATING
T. Brady	33	23	236	69.7	2	0	27	2/17	110.2
<b>Patriots:</b>	<b>33</b>	<b>23</b>	<b>236</b>	<b>69.7</b>	<b>2</b>	<b>0</b>	<b>27</b>	<b>2/17</b>	<b>110.2</b>

PASSING	A	C	YDS	PCT.	TD	I	LG	S/YD	RATING
D. McNabb	51	30	357	58.8	3	3	40	4/33	75.4
<b>Eagles:</b>	<b>51</b>	<b>30</b>	<b>357</b>	<b>58.8</b>	<b>3</b>	<b>3</b>	<b>40</b>	<b>4/33</b>	<b>75.4</b>

TEAM STATISTICS	STL	NE
<b>TOTAL FIRST DOWNS</b>	<b>21</b>	<b>24</b>
By Rushing	6	4
By Passing	14	18
By Penalty	1	2
Third Down: Md/Att.	4/12	9/16
Third Down: Eff.	33%	56%
<b>TOTAL NET YARDS</b>	<b>331</b>	<b>369</b>
Total Offensive Plays	63	72
Avg. per Play	5.3	5.1
<b>NET YARDS RUSHING</b>	<b>112</b>	<b>45</b>
Total Rushing Plays	28	17
Avg. Per Rush	4.0	2.6
<b>NET YARDS PASSING</b>	<b>219</b>	<b>324</b>
Sacked/Yards Lost	2/17	4/33
Gross Yards Passing	236	357
Att.-Comp.-Int	33-23-0	51-30-3
Completion Pct.	69.7	58.8
<b>PUNTS/AVERAGE</b>	<b>7/45.1</b>	<b>5/42.8</b>
<b>PENALTIES/YARDS</b>	<b>7/47</b>	<b>3/35</b>
<b>FUMBLES/BALLS LOST</b>	<b>1/1</b>	<b>2/1</b>
<b>FIELD GOALS</b>	<b>22</b>	None

## NE PATRIOTS STARTING LINEUP

WR	D. Branch	DE	J. Green
LT	M. Light	NT	V. Wilfork
LG	J. Andruzzi	OLB	R. Colvin
C	D. Koppen	OLB	W. McGinest
RG	S. Neal	ILB	T. Brusch
RT	B. Gorin	ILB	R. Phifer
TE	D. Graham	OLB	M. Vrabel
WR	D. Givens	LCB	R. Gay
QB	T. Brady	RCB	A. Samuel
RB	C. Dillon	FS	E. Wilson
FB	P. Pass	SS	R. Harrison

## PHILADELPHIA EAGLES STARTING LINEUP

WR	T. Owens	LDE	D. Burgess
LT	T. Thomas	LDT	C. Simon
LG	A. Hicks	RDT	D. Walker
C	H. Fraley	RDE	J. Kearse
RG	J. Mayberry	SLB	D. Jones
RT	J. Runyan	MLB	J. Trotter
TE	L. Smith	WLB	K. Adams
WR	T. Pinkston	LCB	L. Sheppard
QB	D. McNabb	RCB	S. Brown
FB	J. Parry	SS	M. Lewis
RB	B. Westbrook	FS	B. Dawkins

## GAME NOTES

- The Patriots joined the Dallas Cowboys as the only NFL teams to win three Super Bowls in a four-year span.
- Deion Branch was named Super Bowl MVP after tying the then Super Bowl record with 11 receptions.
- The Patriots defense forced four Eagles turnovers, including Rodney Harrison's game-clinching interception in the final minute.

# SUPER BOWL XLII

**SUPER BOWL XLII • NEW YORK GIANTS 17, NEW ENGLAND 14 • U. OF PHOENIX STADIUM**

February 3, 2008 • Weather: Indoors • Attendance - 71,101

	1	2	3	4	OT	F
New York Giants	3	0	0	14	--	17
New England Patriots	0	7	0	7	--	14

TEAM	Q	PLAY	Visitor	Home
NYG	1	L.Tynes 32 yd. Field Goal	3	0
NE	2	L.Maroney 1 yd. run (S.Gostkowski kick)	3	7
NYG	4	D.Tyree 5 yd. pass from E.Manning (L.Tynes kick)	10	7
NE	4	R.Moss 6 yd. pass from T.Brady (S.Gostkowski kick)	10	14
NYG	4	P.Burress 13 yd. pass from E.Manning (L.Tynes kick)	17	14

## FINAL INDIVIDUAL STATISTICS

RUSHING	NO	YDS	AVG	LG	TD	RUSHING	NO	YDS	AVG	LG	TD
A. Bradshaw	9	45	5	13	0	L. Maroney	14	36	2.6	9	1
B. Jacobs	14	42	3	7	0	K. Faulk	1	7	7	7	0
E. Manning	3	4	1.3	5	0	H. Evans	1	2	2	2	0
Giants:	26	91	3.5	13	0	Patriots:	16	45	2.8	9	1

RECEIVING	NO	YDS	AVG	LG	TD	RECEIVING	NO	YDS	AVG	LG	TD
A. Toomer	6	84	14	38	0	W. Welker	11	103	9.4	19	0
S. Smith	5	50	10	17	0	K. Faulk	7	52	7.4	14	0
D. Tyree	3	43	14.3	32	1	R. Moss	5	62	12.4	18	1
P. Burress	2	27	13.5	14	1	D. Stallworth	3	34	11.3	18	0
K. Boss	1	45	45	45	0	L. Maroney	2	12	6	8	0
M. Hedgecock	1	3	3	3	0	K. Brady	1	3	3	3	0
A. Bradshaw	1	3	3	3	0	Patriots:	29	266	9.2	19	1
Giants:	19	255	13.4	45	2						

INTERCEPTIONS	NO	YDS	AVG	LG	TD	INTERCEPTIONS	NO	YDS	AVG	LG	TD
None						E. Hobbs	1	23	23	23	0

PUNTING	NO	YDS	AVG	TB	IN20	LG	PUNT RET.	NO	FC	YDS	AVG	LG	TD
J. Feagles	4	156	39	0	2	55	W. Welker	1	1	15	15	15	0
							K. Faulk	0	1	0	0	0	0
							[OUT OF BOUNDS]	1	0	0	0	0	0
PUNT RET.	NO	FC	YDS	AVG	LG	TD	Patriots:	1	15	15	2	15	
R. McQuarters	3	0	25	8.3	16	0							
[TOUCHBACK]	1	0	0	0	0	0							

KICKOFF RET.	NO	YDS	AVG	LG	TD	KICKOFF RET.	NO	YDS	AVG	LG	TD
D. Hixon	2	39	19.5	25	0	L. Maroney	4	94	23.5	43	0
[OUT OF BOUNDS]	1	0	0	0	0						

PASSING	A	C	YDS	PCT.	TD	I	LG	S/YD	RATING
E. Manning	34	19	255	55.9	2	1	45	3/8	87.3
Giants:	34	19	255	55.9	2	1	45	3/8	87.3

PASSING	A	C	YDS	PCT.	TD	I	LG	S/YD	RATING
T. Brady	48	29	266	60.4	1	0	19	5/37	82.5
Patriots:	48	29	266	60.4	1	0	19	5/37	82.5

TEAM STATISTICS	NYG	NE
TOTAL FIRST DOWNS	17	22
By Rushing	4	3
By Passing	13	17
By Penalty	0	2
Third Down: Md/Att.	8/16	7/14
Third Down: Eff.	50%	50%
TOTAL NET YARDS	338	274
Total Offensive Plays	63	69
Avg. per Play	5.4	4.0
NET YARDS RUSHING	91	45
Total Rushing Plays	26	16
Avg. Per Rush	3.5	2.8
NET YARDS PASSING	247	229
Sacked/Yards Lost	3/8	5/37
Gross Yards Passing	255	266
Att.-Comp.-Int	34-19-1	48-29-0
Completion Pct.	55.9	60.4
PUNTS/AVERAGE	4/39.0	4/43.8
PENALTIES/YARDS	4/36	5/35
FUMBLES/BALLS LOST	2/0	1/1
FIELD GOALS	32	None

## NE PATRIOTS STARTING LINEUP

WR	W. Welker	LE	T. Warren
LT	M. Light	NT	V. Wilfork
LG	L. Mankins	RE	R. Seymour
C	D. Koppen	OLB	M. Vrabel
RG	S. Neal	MLB	T. Bruschi
RT	N. Kaczur	OLB	A. Thomas
TE	B. Watson	LCB	A. Samuel
WR	R. Moss	RCB	E. Hobbs
QB	T. Brady	SS	R. Harrison
RB	L. Maroney	FS	J. Sanders
2TE	K. Brady	DB	B. Meriweather

## NEW YORK GIANTS STARTING LINEUP

WR	P. Burress	LDE	M. Strahan
LT	D. Diehl	LDT	B. Cofield
LG	R. Seubert	RDT	F. Robbins
C	S. O'Hara	RDE	O. Umenyiora
RG	C. Snee	SLB	R. Torbor
RT	M. McKenzie	MLB	A. Pierce
TE	K. Boss	WLB	K. Mitchell
WR	A. Toomer	LCB	A. Ross
QB	E. Manning	RCB	C. Webster
RB	B. Jacobs	SS	Ja. Butler
2TE	M. Matthews	FS	G. Wilson

## GAME NOTES

- The Patriots entered the game with an unprecedented 18-0 record after completing a perfect regular season.
- New England held a 14-10 lead following Randy Moss's touchdown catch with 2:42 left in the game, but the Giants scored a game-winning touchdown with 35 seconds left.
- Wes Welker tied the then Super Bowl record with 11 receptions.

# SUPER BOWL XLVI

**SUPER BOWL XLVI • NEW YORK GIANTS 21, NEW ENGLAND 17 • LUCAS OIL STADIUM**

February 5, 2012 • Weather: Indoors • Attendance - 68,658

	1	2	3	4	OT	F
New York Giants	9	0	6	6	--	21
New England Patriots	0	10	7	0	--	17

TEAM	Q	PLAY	Visitor	Home	Visitor	Home	Visitor	Home	Visitor	Home	Visitor
NYG	1	Penalty on T. Brady enforced in end zone for safety	2	0	2	0	2	0	2	0	2
NYG	1	V. Cruz 2 yd. pass from E. Manning (L. Tynes kick)	9	0	9	0	9	0	9	0	9
NE	2	S. Gostkowski 29 yd. Field Goal	9	3	9	3	9	3	9	3	9
NE	2	D. Woodhead 4 yd. pass from T. Brady (S. Gostkowski kick)	9	10	9	10	9	10	9	10	9
NE	3	A. Hernandez 12 yd. pass from T. Brady (S. Gostkowski kick)	9	17	9	17	9	17	9	17	9
NYG	3	L. Tynes 38 yd. Field Goal	12	17	12	17	12	17	12	17	12
NYG	3	L. Tynes 33 yd. Field Goal	15	17	15	17	15	17	15	17	15
NYG	4	A. Bradshaw 6 yd. run (run failed)	21	17	21	17	21	17	21	17	21

## FINAL INDIVIDUAL STATISTICS

RUSHING	NO	YDS	AVG	LG	TD	RUSHING	NO	YDS	AVG	LG	TD
A. Bradshaw	17	72	4.2	24	1	B. Green-Ellis	10	44	4.4	17	0
B. Jacobs	9	37	4.1	11	0	W. Welker	2	21	10.5	11	0
D. Ware	1	6	6.0	6	0	D. Woodhead	7	18	2.6	6	0
E. Manning	1	-1	-1.0	-1	0	Patriots:	19	83	4.4	17	0
Giants:	28	114	4.1	24	1						

RECEIVING	NO	YDS	AVG	LG	TD	RECEIVING	NO	YDS	AVG	LG	TD
H. Nicks	10	109	10.9	19	0	A. Hernandez	8	67	8.4	12t	1
M. Manningham	5	73	14.6	38	0	W. Welker	7	60	8.6	19	0
B. Pascoe	4	33	8.3	12	0	D. Woodhead	4	42	10.5	19	1
V. Cruz	4	25	6.3	8	1	D. Branch	3	45	15.0	19	0
A. Bradshaw	2	19	9.5	11	0	R. Gronkowski	2	26	13.0	20	0
H. Hynoski	2	19	9.5	13	0	B. Green-Ellis	2	15	7.5	8	0
J. Ballard	2	10	5.0	9	0	C. Ochocinco	1	21	21.0	21	0
D. Ware	1	8	8.0	8	0	Patriots:	27	276	10.2	21	2
Giants:	30	296	9.9	38	1						

INTERCEPTIONS	NO	YDS	AVG	LG	TD	INTERCEPTIONS	NO	YDS	AVG	LG	TD
C. Blackburn	1	0	0	0	0	None					

PUNTING	NO	YDS	AVG	TB	IN20	LG	PUNTING	NO	YDS	AVG	TB	IN20	LG
S. Weatherford	4	163	40.8	1	3	51	Z. Mesko	3	123	41.0	0	1	48

PUNT RET.	NO	FC	YDS	AVG	LG	TD	PUNT RET.	NO	FC	YDS	AVG	LG	TD
W. Blackmon	1	2	10	5.0	10	0	[DOWNED]	1	0	0	0	0	0
[TOUCHBACK]	1	0	0	0	0	0	[OUT OF BOUNDS]	1	0	0	0	0	0
Giants:	4	75	18.8	34	0	0	[TOUCHBACK]	1	0	0	0	0	0
							Patriots:	0	1	0	0	0	0

KICKOFF RET.	NO	YDS	AVG	LG	TD	KICKOFF RET.	NO	YDS	AVG	LG	TD
J. Jernigan	3	71	23.7	34	0	J. Edelman	3	73	24.3	31	0
W. Blackmon	1	4	4.0	4	0	[TOUCHBACK]	2				
[TOUCHBACK]	1	0	0	0	0						
Giants:	4	75	18.8	34	0						

PASSING	A	C	YDS	PCT.	TD	I	LG	S/YD	RATING
E. Manning	40	30	296	75.0	1	0	38	3/14	103.8
Giants:	40	30	296	75.0	1	0	38	3/14	103.8

PASSING	A	C	YDS	PCT.	TD	I	LG	S/YD	RATING
T. Brady	41	27	276	65.9	2	1	21	2/10	91.1
Patriots:	41	27	276	65.9	2	1	21	2/10	91.1

TEAM STATISTICS	NYG	NE
TOTAL FIRST DOWNS	26	21
By Rushing	7	6
By Passing	18	15
By Penalty	1	0
Third Down: Md/Att.	5/11	6/12
Third Down: Eff.	45%	50%
TOTAL NET YARDS	396	349
Total Offensive Plays	71	62
Avg. per Play	5.6	5.6
NET YARDS RUSHING	114	83
Total Rushing Plays	28	19
Avg. Per Rush	4.1	4.4
NET YARDS PASSING	282	266
Sacked/Yards Lost	3/14	2/10
Gross Yards Passing	296	276
Att.-Comp.-Int	40-30-0	41-27-1
Completion Pct.	75.0	65.9
PUNTS/AVERAGE	4/40.8	3/41.0
PENALTIES/YARDS	4/24	5/28
FUMBLES/BALLS LOST	2/0	0/0
FIELD GOALS	38/33	29

## NE PATRIOTS STARTING LINEUP

WR	W. Welker	DT	V. Wilfork
LT	M. Light	NT	K. Love
LG	L. Mankins	DL	B. Deaderick
C	D. Connolly	OLB	T. White
RG	B. Waters	ILB	J. Mayo
RT	S. Vollmer	ILB	B. Spikes
TE	R. Gronkowski	OLB	R. Ninkovich
WR	D. Branch	LCB	D. McCourty
QB	T. Brady	RCB	K. Arrington
RB	B. Green-Ellis	S	J. Ihedigbo
2TE	N. Solder	S	P. Chung

## NEW YORK GIANTS STARTING LINEUP

WR	V. Cruz	LE	J. Tuck
LT	D. Diehl	LDT	L. Joseph
LG	K. Boothe	RD	C. Canty
C	D. Baas	RE	J. Pierre-Paul
RG	C. Snee	MLB	C. Blackburn
RT	M. McKenzie	WLB	M. Boley
TE	J. Ballard	LCB	C. Webster
WR	H. Nicks	RCB	A. Ross
QB	E. Manning	SS	K. Phillips
FB	H. Hynoski	FS	A. Rolle
RB	A. Bradshaw	S	D. Grant

## GAME NOTES

- QB Tom Brady and T Matt Light tied an NFL record by starting in their fifth Super Bowl. They join Cornelius Bennett, John Elway and Charles Haley.
- Brady passed for 276 yards against the Giants in the Super Bowl to become the all-time leading passer in Super Bowl history with 1,277 passing yards.
- Brady threw two touchdown passes against the Giants to increase his Super Bowl total to nine. Brady is tied for second with Terry Bradshaw, behind Joe Montana's 11 Super Bowl touchdown passes.
- Brady completed 16 straight pass completions to set a Super Bowl record. The previous record was by Joe Montana, who had 13 straight pass completions in Super Bowl 24.



# SUPER BOWL XLIX

**SUPER BOWL XLIX • NEW ENGLAND 28, SEATTLE 24 • UNIVERSITY OF PHOENIX STADIUM**

**February 1, 2015 • Weather: 65 degrees; Clear skies • Attendance - 70,288**

	1	2	3	4	OT	F
New England Patriots	0	14	0	14	--	28
Seattle Seahawks	0	14	10	0	--	24

			SCORE	
TEAM	Q	PLAY	Visitor	Home
NE	2	B. LaFell 11 yd. pass from T. Brady (S. Gostkowski kick)	7	0
SEA	2	M. Lynch 3 yd. run (S. Hauschka kick)	7	7
NE	2	R. Gronkowski 22 yd. pass from T. Brady (S. Gostkowski kick)	14	7
SEA	2	C. Matthews 11 yd. pass from R. Wilson (S. Hauschka kick)	14	14
SEA	3	S. Hauschka 27 yd. Field Goal	14	17
SEA	3	D. Baldwin 3 yd. pass from R. Wilson (S. Hauschka kick)	14	24
NE	4	D. Amendola 4 yd. pass from T. Brady (S. Gostkowski kick)	21	24
NE	4	J. Edelman 3 yd. pass from T. Brady (S. Gostkowski kick)	28	24

## FINAL INDIVIDUAL STATISTICS

RUSHING	NO	YDS	AVG	LG	TD	RUSHING	NO	YDS	AVG	LG	TD
L. Blount	14	40	2.9	9	0	M. Lynch	24	102	4.3	15	1
S. Vereen	4	13	3.3	7	0	R. Wilson	3	39	13.0	17	0
J. Edelman	1	7	7.0	7	0	R. Turbin	2	21	10.5	19	0
T. Brady	2	-3	-1.5	-1	0	Seahawks:	29	162	5.6	19	1
Patriots:	21	57	2.7	9	0						

RECEIVING	NO	YDS	AVG	LG	TD	RECEIVING	NO	YDS	AVG	LG	TD
S. Vereen	11	64	5.8	16	0	C. Matthews	4	109	27.3	45	1
J. Edelman	9	109	12.1	23	1	R. Lockette	3	59	19.7	25	0
R. Gronkowski	6	68	11.3	22t	1	J. Kearse	3	45	15.0	33	0
D. Amendola	5	48	9.6	17	1	M. Lynch	1	31	31.0	31	0
B. LaFell	4	29	7.3	11t	1	D. Baldwin	1	3	3.0	3t	1
J. Develin	1	6	6.0	6	0	Seahawks:	12	247	20.6	45	2
M. Hoomanawanui	1	4	4.0	4	0						
Patriots:	37	328	8.9	23	4						

INTERCEPTIONS	NO	YDS	AVG	LG	TD	INTERCEPTIONS	NO	YDS	AVG	LG	TD
M. Butler	1	3	3.0	3	0	J. Lane	1	14	14.0	14	0
						B. Wagner	1	0	0.0	0	0

PUNTING	NO	YDS	AVG	TB	IN20	LG	PUNTING	NO	YDS	AVG	TB	IN20	LG
R. Allen	4	196	49.0	1	1	64	J. Ryan	6	269	44.8	0	1	61

PUNT RET.	NO	FC	YDS	AVG	LG	TD	PUNT RET.	NO	FC	YDS	AVG	LG	TD
J. Edelman	3	2	27	9.0	15	0	B. Walters	2	0	6	3.0	6	0
[OUT OF BOUNDS]	1	0	0	0.0	0	0	[DOWNED]	1	0	0	0.0	0	0
							[TOUCHBACK]	1	0	0	0.0	0	0

KICKOFF RET.	NO	YDS	AVG	LG	TD	KICKOFF RET.	NO	YDS	AVG	LG	TD
D. Amendola	2	44	22.0	23	0	[TOUCHBACK]	5	0	0.0	0	0
J. Develin	1	5	5.0	5	0						
[TOUCHBACK]	2	0	0.0	0	0						
Patriots:	3	49	16.3	23	0						

PASSING	A	C	YDS	PCT.	TD	I	LG	S/YD	RATING
T. Brady	50	37	328	74.0	4	2	23	1/8	101.1
Patriots:	50	37	328	74.0	4	2	23	1/8	101.1

PASSING	A	C	YDS	PCT.	TD	I	LG	S/YD	RATING
R. Wilson	21	12	247	57.1	2	1	45	3/13	110.6
Seahawks:	21	12	247	57.1	2	1	45	3/13	110.6

TEAM STATISTICS	NE	SEA
TOTAL FIRST DOWNS	25	20
By Rushing	1	8
By Passing	21	10
By Penalty	3	2
Third Down: Md/Att.	8/14	3/10
Third Down: Eff.	57%	30%
TOTAL NET YARDS	377	396
Total Offensive Plays	72	53
Avg. per Play	5.2	7.5
NET YARDS RUSHING	57	162
Total Rushing Plays	21	29
Avg. Per Rush	2.7	5.6
NET YARDS PASSING	320	234
Sacked/Yards Lost	1/8	3/13
Gross Yards Passing	328	247
Att.-Comp.-Int	50-37-2	21-12-1
Completion Pct.	74.0	57.1
PUNTS/AVERAGE	4/49.0	6/44.8
PENALTIES/YARDS	5/36	7/70
FUMBLES/BALLS LOST	0/0	0/0
FIELD GOALS	None	2

## NE PATRIOTS STARTING LINEUP

WR	B. LaFell	LE	R. Ninkovich
LT	N. Solder	DT	V. Wilfork
LG	D. Connolly	DT	S. Siliga
C	B. Stork	RE	Cha. Jones
RG	R. Wendell	LB	J. Collins
RT	S. Vollmer	LB	D. Hightower
TE	R. Gronkowski	CB	K. Arrington
WR	J. Edelman	DB	D. Revis
QB	T. Brady	RCB	B. Browner
TE	M. Hoomanawanui	S	P. Chung
RB	S. Vereen	S	D. McCourty

## SEATTLE SEAHAWKS STARTING LINEUP

WR	D. Baldwin	LDE	M. Bennett
LT	R. Okung	LDT	T. McDaniel
LG	J. Carpenter	RDT	K. Williams
C	M. Unger	RDE	C. Avril
RG	J. Sweezy	OLB	B. Irvin
RT	J. Britt	MLB	B. Wagner
TE	L. Willson	OLB	K. Wright
WR	J. Kearse	LCB	R. Sherman
QB	R. Wilson	RCB	B. Maxwell
WR	R. Lockette	SS	K. Chancellor
RB	M. Lynch	FS	E. Thomas

## GAME NOTES

- Head coach Bill Belichick tied NFL records by matching Don Shula with his sixth Super Bowl appearance and tying Chuck Noll with his fourth Super Bowl win.
- Tom Brady joined Terry Bradshaw and Joe Montana as the only quarterbacks with four Super Bowl victories, while matching Joe Montana's NFL-record three Super Bowl MVP Awards.
- Brady extended his Super Bowl records for passing yards (1,605) and completions (164), while passing Joe Montana for most touchdown passes (13) in Super Bowl history.
- Brady set Super Bowl records with 20 first-half completions and 37 total completions.
- Shane Vereen's 11 receptions were a Super Bowl record for a running back, and Ryan Allen set a Super Bowl record with a 64-yard punt.

# SUPER BOWL LI

**SUPER BOWL LI • NEW ENGLAND 34, ATLANTA 28 OT • NRG STADIUM**

February 5, 2017 • Weather: 76 degrees; Partly Cloudy • Attendance - 70,807

	1	2	3	4	OT	F
New England Patriots	0	3	6	19	6	34
Atlanta Falcons	0	21	7	0	0	28

TEAM	Q	PLAY	SCORE			
			Visitor	Home		
ATL	2	D.Freeman 5 yd. run (M.Bryant kick)	0	7		
ATL	2	A.Hooper 19 yd. pass from M.Ryan (M.Bryant kick)	0	14		
ATL	2	R.Alford 82 yd. interception return (M.Bryant kick)	0	21		
NE	2	S.Gostkowski 41 yd. Field Goal	3	21		
ATL	3	T.Coleman 6 yd. pass from M.Ryan (M.Bryant kick)	3	28		
NE	3	J.White 5 yd. pass from T.Brady (kick failed, hru)	9	28		
NE	4	S.Gostkowski 33 yd. Field Goal	12	28		
NE	4	D.Amendola 6 yd. pass from T.Brady (J.White run)	20	28		
NE	4	J.White 1 yd. run (T.Brady-D.Amendola pass)	28	28		
NE	5	J.White 2 yd. run (8-75, 3:58)	34	28		

## FINAL INDIVIDUAL STATISTICS

RUSHING	NO	YDS	AVG	LG	TD	RUSHING	NO	YDS	AVG	LG	TD
L. Blount	11	31	2.8	9	0	D. Freeman	11	75	6.8	37	1
J. White	6	29	4.8	10	2	T. Coleman	7	29	4.1	9	0
D. Lewis	6	27	4.5	13	0	Falcons:	18	104	5.8	37	1
T. Brady	1	15	15.0	15	0						
J. Edelman	1	2	2.0	2	0						
Patriots:	25	104	4.2	15	2						

RECEIVING	NO	YDS	AVG	LG	TD	RECEIVING	NO	YDS	AVG	LG	TD
J. White	14	110	7.9	28	1	J. Jones	4	87	21.8	27	0
D. Amendola	8	78	9.8	20	1	T. Gabriel	3	76	25.3	35	0
M. Mitchell	6	70	11.7	18	0	A. Hooper	3	32	10.7	19	1
J. Edelman	5	87	17.4	27	0	D. Freeman	2	46	23.0	39	0
M. Bennett	5	62	12.4	25	0	M. Sanu	2	25	12.5	13	0
C. Hogan	4	57	14.3	18	0	P. DiMarco	2	12	6.0	10	0
D. Lewis	1	2	2.0	2	0	T. Coleman	1	6	6.0	6	1
Patriots:	43	466	10.8	28	2	Falcons:	17	284	16.7	39	2

INTERCEPTIONS	NO	YDS	AVG	LG	TD	INTERCEPTIONS	NO	YDS	AVG	LG	TD
None						R. Alford	1	82	82.0	82	1

PUNTING	NO	YDS	AVG	TB	IN20	LG	PUNTING	NO	YDS	AVG	TB	IN20	LG
R. Allen	4	166	41.5	0	3	51	M. Boshier	6	282	47.0	0	4	56

PUNT RET.	NO	FC	YDS	AVG	LG	TD	PUNT RET.	NO	FC	YDS	AVG	LG	TD
J. Edelman	3	2	40	13.3	26	0	E. Weems	1	2	0	0.0	0	0
P. Chung	1	0	-1	-1.0	-1	0	[DOWNED]	1	0	0	0.0	0	0
Patriots:	4	2	39	9.8	26	0							

KICKOFF RET.	NO	YDS	AVG	LG	TD	KICKOFF RET.	NO	YDS	AVG	LG	TD
D. Lewis	1	20	20.0	20	0	E. Weems	2	25	12.5	14	0
[TOUCHBACK]	5	0	0.0	0	0	J. Hardy	2	17	8.5	10	0
						P.DiMarco	1	0	0.0	0	0
						Falcons:	5	42	8.4	14	0

PASSING	A	C	YDS	PCT.	TD	I	LG	S/YD	RATING
T. Brady	62	43	466	69.4	2	1	28	5/24	95.2
J. Edelman	1	0	0	0.0	0	0	0	0/0	39.6
Patriots:	63	43	466	68.3	2	1	28	5/24	93.8

PASSING	A	C	YDS	PCT.	TD	I	LG	S/YD	RATING
M. Ryan	23	17	284	73.9	2	0	39	5/44	144.1
Falcons:	23	17	284	73.9	2	0	39	5/44	144.1

TEAM STATISTICS	NE	ATL
TOTAL FIRST DOWNS	37	17
By Rushing	7	3
By Passing	26	13
By Penalty	4	1
Third Down: Md/Att.	7/14	1/8
Third Down: Eff.	50%	13%
TOTAL NET YARDS	546	344
Total Offensive Plays	93	46
Avg. per Play	5.9	7.5
NET YARDS RUSHING	104	104
Total Rushing Plays	25	18
Avg. Per Rush	4.2	5.8
NET YARDS PASSING	442	240
Sacked/Yards Lost	5/24	5/44
Gross Yards Passing	466	284
Att.-Comp.-Int	63-43-1	23-17-0
Completion Pct.	68.3	73.9
PUNTS/AVERAGE	4/41.5	6/47.0
PENALTIES/YARDS	4/23	9/65
FUMBLES/BALLS LOST	1/1	1/1
FIELD GOALS	41/33	None

## NE PATRIOTS STARTING LINEUP

WR	C. Hogan	DB	D. Harmon
LT	N. Solder	DT	A. Branch
LG	J. Thuney	DT	M. Brown
C	D. Andrews	RE	T. Flowers
RG	S. Mason	LB	S. McClellin
RT	M. Cannon	LB	D. Hightower
TE	M. Bennett	LB	R. Ninkovich
WR	J. Edelman	RCB	L. Ryan
QB	T. Brady	LCB	M. Butler
WR	M. Mitchell	S	P. Chung
RB	D. Lewis	S	D. McCourty

## ATLANTA FALCONS STARTING LINEUP

WR	J. Jones	DE	D. Freney
LT	J. Matthews	DT	R. Hageman
LG	A. Levine	DB	B. Poole
C	A. Mack	DE	G. Jarrett
RG	C. Chester	LB	V. Beasley
RT	R. Schraeder	LB	D. Jones
TE	L. Toilolo	LB	D. Campbell
WR	M. Sanu	CB	R. Alford
QB	M. Ryan	CB	J. Collins
RB	D. Freeman	S	R. Allen
FB	P. DiMarco	S	K. Neal

## GAME NOTES

- The Patriots completed the biggest comeback in team history when they overcame a 25-point deficit to beat Atlanta, 34-28, in overtime in Super Bowl LI. The Patriots trailed 28-3 with 8:36 to play in the third quarter before scoring 31 points on five of their final six offensive drives to claim the win.
- Bill Belichick won his fifth Super Bowl in 2016 to give him the most Super Bowl wins by any head coach in NFL history.
- Brady set three Super Bowl records against Atlanta in Super Bowl LI: Most passes in a game (62), Most completions (43) and most passing yards (466).
- With the win in Super Bowl LI and another MVP Award, Brady now has the most Super Bowl wins as a quarterback and most Super Bowl MVP awards.

PLAYOFF  
HISTORY

# SUPER BOWL LII

**SUPER BOWL LII • PHILADELPHIA 41, NEW ENGLAND 33 • U.S. BANK STADIUM**

February 4, 2018 • Weather: Indoors • Attendance - 67,612

	1	2	3	4	OT	F
Philadelphia Eagles	9	13	7	12	--	41
New England Patriots	3	9	14	7	--	33

TEAM	Q	PLAY	SCORE	
			Visitor	Home
PHI	1	J. Elliot 25 yd. Field Goal	3	0
NE	1	S. Gostkowski 26 yd. Field Goal	3	3
PHI	1	A. Jeffery 34 yd. pass from N.Foles (kick failed, wr)	9	3
PHI	2	L. Blount 21 yd. run (pass failed)	15	3
NE	2	S. Gostkowski 45 yd. Field Goal	15	6
NE	2	J. White 26 yd. run (kick failed, wl)	15	12
PHI	2	N. Foles 1 yd. pass from T. Burton (J. Elliot kick)	22	12
NE	3	R. Gronkowski 5 yd. pass from T.Brady (S. Gostkowski kick)	22	19
PHI	3	C. Clement 22 yd. pass from N.Foles (J. Elliot kick)	29	19
NE	3	C. Hogan 26 yd. pass from T.Brady (S. Gostkowski kick)	29	26
PHI	4	J. Elliot 42 yd. Field Goal	32	26
NE	4	R. Gronkowski 4 yd. pass from T.Brady (S. Gostkowski kick)	32	33
PHI	4	Z. Ertz 11 yd. pass from N.Foles (pass failed)	38	33
PHI	4	J. Elliot 46 yd. Field Goal	41	33

## FINAL INDIVIDUAL STATISTICS

RUSHING	NO	YDS	AVG	LG	TD	RUSHING	NO	YDS	AVG	LG	TD
L. Blount	14	90	6.4	36	1	J. White	7	45	6.4	26t	1
J. Ajayi	9	57	6.3	26	0	D. Lewis	9	39	4.3	8	0
N. Agholor	1	9	9.0	9	0	R. Burkhead	3	18	6.0	9	0
C. Clement	3	8	2.7	6	0	T. Brady	1	6	6.0	6	0
Eagles:	27	164	6.1	36	1	C. Hogan	1	4	4.0	4	0
						B. Cooks	1	1	1.0	1	0
						Patriots:	22	113	5.1	26	1

RECEIVING	NO	YDS	AVG	LG	TD	RECEIVING	NO	YDS	AVG	LG	TD
N. Agholor	9	84	9.3	24	0	R. Gronkowski	9	116	12.9	25	2
Z. Ertz	7	67	9.6	19	1	D. Amendola	8	152	19.0	50	0
T. Smith	5	49	9.8	17	0	C. Hogan	6	128	21.3	43	1
C. Clement	4	100	25.0	55	1	J. White	2	21	10.5	15	0
A. Jeffery	3	73	24.3	34t	1	R. Burkhead	1	46	46.0	46	0
N. Foles	1	1	1.0	1t	1	B. Cooks	1	23	23.0	23	0
Eagles:	29	374	12.9	55	4	P. Dorsett	1	19	19.0	19	0
						Patriots:	28	505	18.0	50	3

INTERCEPTIONS	NO	YDS	AVG	LG	TD	INTERCEPTIONS	NO	YDS	AVG	LG	TD
None						D. Harmon	1	8	8.0	8	0

PUNTING	NO	YDS	AVG	TB	IN20	LG	PUNTING	NO	YDS	AVG	TB	IN20	LG
D. Jones	1	41	41.0	0	0	41	None						

PUNT RET.	NO	FC	YDS	AVG	LG	TD	PUNT RET.	NO	FC	YDS	AVG	LG	TD
None							D. Amendola	0	1	0	0.0	0	0

KICKOFF RET.	NO	YDS	AVG	LG	TD	KICKOFF RET.	NO	YDS	AVG	LG	TD
K. Barner	3	73	24.3	27	0	D. Lewis	3	45	15.0	25	0
C. Clement	1	25	25.0	25	0	R. Burkhead	0	-1	0.0	-1	0
[TOUCHBACK]	3	0	0.0	0	0	[TOUCHBACK]	6	0	0.0	0	0
Eagles:	4	98	24.5	27	0	Patriots:	3	44	14.7	25	0

PASSING	A	C	YDS	PCT.	TD	I	LG	S/YD	RATING
N. Foles	43	28	373	65.1	3	1	55	0/0	106.1
T. Burton	1	1	1	100.0	1	0	1t	0/0	118.8
Eagles:	44	29	374	65.9	4	1	55	0/0	113.3
PASSING	A	C	YDS	PCT.	TD	I	LG	S/YD	RATING
T. Brady	48	28	505	58.3	3	0	50	1/5	115.4
D. Amendola	1	0	0	0.0	0	0	0	0.0	39.6
Patriots:	49	28	505	57.1	3	0	50	1/5	113.1

TEAM STATISTICS	PHI	NE
TOTAL FIRST DOWNS	25	29
By Rushing	6	4
By Passing	19	23
By Penalty	0	2
Third Down: Md/Att.	10/16	5/10
Third Down: Eff.	63%	50%
TOTAL NET YARDS	538	613
Total Offensive Plays	71	72
Avg. per Play	7.6	8.5
NET YARDS RUSHING	164	113
Total Rushing Plays	27	22
Avg. Per Rush	6.1	5.1
NET YARDS PASSING	374	500
Sacked/Yards Lost	0/0	1/5
Gross Yards Passing	374	505
Att.-Comp.-Int	44-29-1	49-28-0
Completion Pct.	65.9	57.1
PUNTS/AVERAGE	1/41.0	0/0.0
PENALTIES/YARDS	6/35	1/5
FUMBLES/BALLS LOST	0/0	1/1
FIELD GOALS	25, 42, 46	26, 26, 45

## NE PATRIOTS STARTING LINEUP

WR	B. Cooks	LE	T. Flowers
LT	N. Solder	DT	L. Guy
LG	J. Thuney	DT	M. Brown
C	D. Andrews	LB	J. Harrison
RG	S. Mason	LB	K. Van Noy
RT	C. Fleming	LB	E. Roberts
TE	R. Gronkowski	RCB	S. Gilmore
WR	C. Hogan	LCB	E. Rowe
QB	T. Brady	S	P. Chung
RB	D. Lewis	S	D. McCourty
FB	J. Develin	S	D. Harmon

## PHILADELPHIA EAGLES STARTING LINEUP

WR	A. Jeffery	DE	V. Curry
LT	H. Vaitai	DT	T. Jernigan
LG	S. Wisniewski	DT	F. Cox
C	J. Kelce	DE	B. Graham
RG	B. Brooks	OLB	M. Kendrick
RT	L. Johnson	OLB	N. Bradham
TE	Z. Ertz	CB	J. Mills
WR	N. Agholor	CB	R. Darby
WR	T. Smith	S	C. Graham
RB	L. Blount	S	R. McLeod
QB	N. Foles	S	M. Jenkins

## GAME NOTES

- The Patriots set a Super Bowl record with 613 total yards, with 500 net yards passing and 113 yards on the ground.
- The Patriots became the first team to have three receivers with 100-plus yards in the Super Bowl with Danny Amendola (152), Chris Hogan (128) and Rob Gronkowski (116).
- Tom Brady broke his own Super Bowl record for passing yards with 505 yards following his 466-yard performance the year before in Super Bowl LI vs. Atlanta. His 505 passing yards are also the most ever in a postseason game and is the first 500-yard passing game in NFL postseason history.
- Rob Gronkowski's 116 receiving yards are the most ever by a tight end in a Super Bowl and his nine catches gave him 68 career postseason receptions, surpassing Dallas Clark (64) for the most receptions by a tight end in NFL postseason history.

# SUPER BOWL LIII

## SUPER BOWL LIII • NEW ENGLAND 13, LOS ANGELES 3 • MERCEDES-BENZ STADIUM

February 3, 2019 • Weather: Indoors • Attendance - 70,801

	1	2	3	4	OT	F
New England Patriots	0	3	0	10	--	13
Los Angeles Rams	0	0	3	0	--	3

TEAM	Q	PLAY				Visitor	Home				
NE	2	S. Gostkowski 42 yd. Field Goal				3	0				
LAR	3	G. Zuerlein 53 yd. Field Goal				3	3				
NE	4	S. Michel 2 yd. run (S. Gostkowski kick)				10	3				
NE	4	S. Gostkowski 41 yd. Field Goal				13	3				

### FINAL INDIVIDUAL STATISTICS

RUSHING	NO	YDS	AVG	LG	TD	RUSHING	NO	YDS	AVG	LG	TD
S. Michel	18	94	5.2	26	1	T. Gurley	10	35	3.5	16	0
R. Burkhead	7	43	6.1	26	0	C. Anderson	7	22	3.1	5	0
J. Edelman	1	8	8.0	8	0	R. Woods	1	5	5.0	5	0
C. Patterson	2	7	3.5	6	0	Rams:	18	62	3.4	16	0
J. White	2	4	2.0	3	0						
T. Brady	2	-2	-1.0	-1	0						
Patriots:	32	154	4.8	26	1						

RECEIVING	NO	YDS	AVG	LG	TD	RECEIVING	NO	YDS	AVG	LG	TD
J. Edelman	10	141	14.1	27	0	B. Cooks	8	120	15.0	24	0
R. Gronkowski	6	87	14.5	29	0	R. Woods	5	70	14.0	18	0
R. Burkhead	2	15	7.5	8	0	C. Reynolds	3	28	9.3	11	0
C. Patterson	2	14	7.0	9	0	C. Anderson	2	12	6.0	9	0
J. White	1	5	5.0	5	0	T. Gurley	1	-1	-1.0	-1	0
Patriots:	21	262	12.5	29	0	Rams:	19	229	12.1	24	0

INTERCEPTIONS	NO	YDS	AVG	LG	TD	INTERCEPTIONS	NO	YDS	AVG	LG	TD
S. Gilmore	1	0	0.0	0	0	C. Littleton	1	0	0.0	0	0

PUNTING	NO	YDS	AVG	TB	IN20	LG	PUNTING	NO	YDS	AVG	TB	IN20	LG
R. Allen	5	215	43.0	0	3	53	J. Hekker	9	417	46.3	0	5	65

PUNT RET.	NO	FC	YDS	AVG	LG	TD	PUNT RET.	NO	FC	YDS	AVG	LG	TD
J. Edelman	2	1	2	1.0	7	0	J. Natson	2	0	12	6.0	13	0
							[DOWNED]	2	0	0	0.0	0	0
							[OUT OF BOUNDS]	1	0	0	0.0	0	0

KICKOFF RET.	NO	YDS	AVG	LG	TD	KICKOFF RET.	NO	YDS	AVG	LG	TD
C. Patterson	1	38	38.0	38	0	J. Natson	1	27	27.0	27	0
[TOUCHBACK]	1	0	0.0	0	0	[TOUCHBACK]	3	0	0.0	0	0

PASSING	A	C	YDS	PCT.	TD	I	LG	S/YD	RATING
T. Brady	35	21	262	60.0	0	1	29	1/9	71.4
Patriots:	35	21	262	60.0	0	1	29	1/9	71.4

PASSING	A	C	YDS	PCT.	TD	I	LG	S/YD	RATING
J. Goff	38	19	229	50.0	0	1	24	4/31	57.9
Rams:	38	19	229	50.0	0	1	24	4/31	57.9

TEAM STATISTICS	NE	LAR
TOTAL FIRST DOWNS	22	14
By Rushing	6	2
By Passing	12	11
By Penalty	4	1
Third Down: Md/Att.	3/12	3/13
Third Down: Eff.	25%	23%
TOTAL NET YARDS	407	260
Total Offensive Plays	68	60
Avg. per Play	6.0	4.3
NET YARDS RUSHING	154	62
Total Rushing Plays	32	18
Avg. Per Rush	4.8	3.4
NET YARDS PASSING	253	198
Sacked/Yards Lost	1/9	4/31
Gross Yards Passing	262	229
Att.-Comp.-Int	35-21-1	38-19-1
Completion Pct.	60.0	50.0
PUNTS/AVERAGE	5/43.0	9/46.3
PENALTIES/YARDS	3/20	9/65
FUMBLES/BALLS LOST	1/0	1/0
FIELD GOALS	46, 42, 41	53, 48

### NE PATRIOTS STARTING LINEUP

WR	J. Edelman	LE	T. Flowers
LT	T. Brown	DT	L. Guy
LG	J. Thuney	DT	M. Brown
C	D. Andrews	RE	D. Wise
RG	S. Mason	LB	K. Van Noy
RT	M. Cannon	LB	D. Hightower
TE	R. Gronkowski	RCB	S. Gilmore
WR	C. Hogan	LCB	J. McCourty
QB	T. Brady	S	P. Chung
RB	S. Michel	S	D. McCourty
FB	J. Develin	DB	J. Jones

### L.A. RAMS STARTING LINEUP

WR	J. Reynolds	DE	M. Brockers
LT	A. Whitworth	NT	N. Suh
LG	R. Saffold	DT	A. Donald
C	J. Sullivan	WILL	D. Fowler
RG	A. Blythe	OLB	S. Ebukam
RT	R. Havenstein	ILB	C. Littleton
TE	T. Higbee	ILB	M. Barron
WR	R. Woods	SS	J. Johnson
WR	B. Cooks	FS	L. Joyner
RB	T. Gurley	CB	A. Talib
QB	J. Goff	CB	M. Peters

### GAME NOTES

- The Patriots victory in Super Bowl LIII is their sixth Super Bowl win, tying the Pittsburgh Steelers for the most Super Bowl victories.
- With the victory in Super Bowl LIII, Bill Belichick joined George Halas and Curly Lambeau as the only coaches with six championships.
- Tom Brady has now won six Super Bowls, breaking a tie with Hall of Fame DL Charles Haley (5) as the only NFL player to play on six Super Bowl winning teams. Haley won two with San Francisco and three with Dallas.
- Julian Edelman was named Super Bowl MVP after finishing with 10 receptions for 141 yards. He became the seventh wide receiver to win Super Bowl MVP honors and the second Patriots wide receiver to win the award. Deion Branch was named MVP for his performance in Super Bowl XXXIX.

# 5G built right for The Patriots.

## It's good to be back.

Even better, Gillette Stadium is  
Verizon 5G Ultra Wideband enabled.

It's 5G built right to bring game-time  
performance to Patriots fans and  
football fans in stadiums across  
the country.

With massive capacity, and all the  
performance you need to scream,  
stream, and share every moment  
in Verizon 5G quality.

This is 5G built right. From America's  
most reliable network.

**Learn more at [Verizon.com/5G](https://Verizon.com/5G)**



**verizon**✓




Most reliable based on rankings from the RootMetrics® US National Root-Score® Report 2H 2020 of 3 mobile networks. Results may vary. Award is not endorsement. 5G Ultra Wideband available only in parts of select cities and in select parts of stadiums. 5G Nationwide available in 2,700+ cities.

# EXTRA POINTS





## 98.5 THE SPORTS HUB PATRIOTS RADIO NETWORK



**Bob Socci**

BOSTON'S HOME FOR SPORTS



**Scott Zolak**

Many team play-by-play men never get a chance to call a championship. Bob Socci; been lucky enough to broadcast three Super Bowl wins in his eight seasons as voice of the Patriots on 98.5 The Sports Hub and its 35-station network. He has won rave reviews for his enthusiasm and accuracy since taking the helm for the 2013 campaign. Before joining the Patriots, Bob served as the voice of the Naval Academy Midshipmen for 16 seasons, and called Triple A baseball, most recently for the Pawtucket Red Sox, for a decade.

Socci is joined in the booth by former Patriots quarterback Scott Zolak, who is entering his 10th season as action analyst. Prior to moving upstairs he spent a season with the legendary broadcast team of Gil Santos and Gino Cappelletti as a sideline reporter. Prior to that, he served six seasons as a co-host of "Patriots Preview" and "Patriots Postgame" on the Radio Network. He's currently heard daily as co-host of the "Zolak and Bertrand" Show on the Sports Hub, where his experience as a pro athlete and his boundless energy keep Boston listeners engaged and entertained all year long.

The gameday experience on the Network starts three hours before kickoff with "Patriots Preview," with hosts Marc Bertrand and Christopher Gasper. The co-host of the Sports Hub's midday show, Bertrand is entering his seventh season as quarterback of the Network's pregame show. He previously helmed the "Patriots Pregame Social" on Patriots.com for two seasons. A UMass grad, he won Associated Press

awards for both his play-by-play and talk shows covering the Minutemen. Marc is also a frequent contributor to NBC Sports Boston. Gasper is back for his 14th season on "Patriots Preview," his fifth as a full-fledged co-host. The Lynn, Massachusetts, native is a sports reporter and columnist for WCVB-TV Channel 5 and WCVB.com. He also co-hosts the Saturday morning "Gasper & Murray" show on the Sports Hub.

The man in charge of the "Patriots Postgame" is Jim Murray of the Sports Hub's "Felger & Massarotti" show. Jim also hosted the "Patriots Pregame Social" on Patriots.com for two seasons. The 20-plus year broadcast professional is a native of Melrose, Massachusetts, and he'll take over right after the final whistle, breaking down the game, airing postgame press conferences and giving the fans a chance to react.

The football season never ends on the Patriots flagship station, 98.5 The Sports Hub. From morning-after breakdowns with "Toucher and Rich," X's and O's with "Zolak and Bertrand," no-holds-barred opinions from "Felger and Massarotti," to the voice of the fans at night on the "Adam Jones Show," the Patriots are always front and center. One of the first sports franchises to broadcast their games on FM, the Patriots begin their 27th season of airing every block, tackle and kick in crystal-clear stereo. The Patriots are entering their 13th season on The Sports Hub, where you'll also find the broadcasts of the New England Revolution, Boston Bruins and Boston Celtics.

EXTRA  
POINTS



## 98.5 THE SPORTS HUB PATRIOTS RADIO NETWORK

### FLAGSHIP STATION

WBZ-FM	Boston	98.5 FM
<b>Massachusetts</b>		
WBZ-FM	Boston	98.5 FM
WAQY	Springfield	102.1 FM
WBEC	Pittsfield	1420 AM
WPKZ	Fitchburg	1280 AM/105.3 FM
WNAW	North Adams	1230 AM
WBSM*	New Bedford	1420 AM
WPVQ	Greenfield	95.3 FM
WSAR**	Fall River	1480 AM
WWFX	Worcester	100.1 FM
WXTK	Hyannis	95.1 FM
WMRC	Milford	101.3 FM/1490 AM
WBOQ	Gloucester	104.9 FM

### Maine

WBLM	Portland	102.9 FM
WEBB	Augusta	98.5 FM
WWMJ	Bangor	95.7 FM
WOZI	Presque Isle	101.9 FM

### Connecticut

WTIC	Hartford	1080 AM
WINY#	Putnam	1350 AM
WGCH	Greenwich	1490 AM/105.5 FM

### New Hampshire

WFNQ	Nashua	106.3 FM
WPKQ	North Conway	103.7 FM
WSAK	Hampton	102.1 FM
WSHK	Portsmouth/Dover	105.3 FM
WNNH	Concord	99.1 FM
WLNH	Laconia	98.3 FM
WINQ	Keene	98.7 FM
WTSV***	Claremont	94.3; 94.5 FM/1230 AM

### Vermont

WCPV	Burlington	101.3 FM
WDEV	Waterbury	550 AM/96.1 FM
WLVB	Morrisville	93.9 FM
WDDT	Rutland	94.5 FM
WINQ	Brattleboro	1490 AM

### Rhode Island

WPRO	Providence	630 AM
WEAN	Providence	99.7 FM

### New York

WHTK	Rochester	1280 AM
------	-----------	---------

\*Red Sox postseason game may take precedence

\*\*Games that conflict with the Red Sox air on WHTK 1400 AM

\*\*\*Conflicting games air on WTSV 1400 AM

#Day games only; no pre or postgame

## 2021 PRESEASON TV NETWORK

Patriots preseason games will be broadcast live and in HD on WBZ Channel 4 in Boston and a network of affiliates throughout New England. Kraft Sports Productions will produce the broadcasts.

The Patriots preseason television broadcast was revamped for the 2018 season. 98.5 The Sports Hub's Patriots play-by-play voice Bob Socci joined former Patriots quarterback and color commentator Scott Zolak in the broadcast booth.

The telecast will be aided by former Patriots line-backer Rob Ninkovich and WBZ-TV's Steve Burton, teaming up to provide sideline analysis.

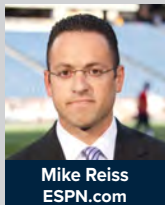
### Preseason Broadcast Schedule

Date	Opponent	Time
Thu., Aug. 12	Wash. Football Team	7:30 p.m.
Thu., Aug. 19	at Philadelphia	7:30 p.m.
Sun., Aug. 29	at N.Y. Giants	7:30 p.m.

### Preseason Television Network


WBZ TV	Boston, MA (Flagship)
WVII	Bangor, ME
WCAX	Burlington, VT
WCTX/WTNH	Hartford, CT
WMUR	Manchester, NH
WMTW	Portland, ME
WPRI	Providence, RI
WWLP	Springfield, MA
KFVE	Honolulu, HI
KYUR	Anchorage, AK
KATN	Fairbanks, AK
KJUD	Juneau, AK

## PATRIOTS POOL REPORTERS



Mike Reiss  
ESPN.com

Patriots beat writers Mike Reiss of ESPN.com and Phil Perry of NBC Sports Boston will serve as the pool reporters in 2021. In the event that there is the need to get comments from a game official after the game, the pool reporters will be allowed access to ask questions.



Phil Perry  
NBC Sports Boston

EXTRA  
POINTS

# PATRIOTS FOOTBALL NETWORK

**NOT JUST GAMEDAY... EVERY DAY...  
THE PATRIOTS ARE ON!**

Interest in the Patriots is at an all-time high and there has never been more exclusive Patriots content to satisfy the devoted fan. Patriots Nation can tune in and connect to Patriots content via print, television, radio and online entities. With everything from Emmy Award-winning television shows to streaming video and podcasts, staying up to date and in the know is easy with the following exclusive Patriots content:

## PATRIOTS ON TV

### PATRIOTS ALL ACCESS presented by GEICO

**Fridays from 7-8 p.m. on WBZ-TV and Sunday from 9-10 a.m. on TV 38 - Boston, MA; WWLP in Springfield, MA; WCAX in Burlington, VT; WVIH in Bangor, ME; WMTW in Portland, ME; WCTX in Hartford, CT and WPRI in Providence, RI.**

Check your local listings for airtime.

The Emmy Award-winning "Patriots All-Access" airs weekly throughout the season on WBZ-TV Channel 4 in Boston and regional affiliates in Hartford, CT, Providence, RI, Springfield, MA, Burlington, VT, and Portland and Bangor, ME. "Patriots All-Access" features exclusive behind-the-scenes access and in-depth weekly features on Patriots players and personnel. Hosted by WBZ's Steve Burton, the show features weekly sit-downs with Bill Belichick including the popular "Belestrator" segment where the coach breaks down upcoming opponents with Scott Zolak. The program airs Fridays from 7-8 p.m. on WBZ-TV and Sunday from 9-10 a.m. on myTV38 in Boston. Check local listings for airtime.



### PATRIOTS THIS WEEK

**Fridays from 8-8:30 p.m. on TV-38**

Insider information. Passionate debate. Timely analysis. That's what "Patriots This Week" delivers. The show is hosted by Bob Socci and features former Patriots Scott Zolak and Levin Reid for this fast-paced, half-hour of football talk. From breaking down the previous contest to game planning the next opponent, there's no better way to get ready for football.



### Patriots Unfiltered on TV-38

**Fridays from 8:30-9 p.m.**

The crew from Patriots Unfiltered teams up on TV-38 for "Patriots Unfiltered TV." Tune in each Friday as the Unfiltered team recaps the previous week's Patriots game while looking ahead to the upcoming opponent. "Patriots Unfiltered TV" is the perfect way to prepare for each game. Check local listings for airtime.

### PATRIOTS 5th QUARTER

**Immediately following each game on WBZ-TV/myTV38**

WBZ-TV and myTV38 team up to broadcast "Patriots 5th Quarter" immediately following each Patriots game. Steve Burton, Scott Zolak and Christian Fauria provide instant reaction and analysis in studio and at the stadium. "Patriots 5th Quarter" also features exclusive live coverage of Patriots postgame press conferences with Bill Belichick and Patriots players.

## PATRIOTS ON RADIO

### PATRIOTS PREGAME AND POSTGAME

**Before and after each game on The Sports Hub Patriots Radio Network**

**For a complete list of The Sports Hub's 35 affiliates, refer to the previous page.**

98.5 The Sports Hub is the Patriots flagship station, broadcasting every Patriots game across its FM radio network and featuring broadcasting duo Bob Socci and Scott Zolak. Three hours prior to kickoff, during halftime and after the game, Marc Bertrand and Chris Gasper will be serving up all the pregame news and notes, while Jim Murray joins Bertrand for the postgame show, which includes live sound from the postgame press conferences.



**EXTRA  
POINTS**

## **PATRIOTS MONDAY presented by Ace Ticket**

**Mondays during the season on WEEI Sports Radio 93.7 FM (Boston); 103.7 FM (Providence); 1440 AM (Worcester); 105.5 FM (Springfield); 96.3 FM (Cape Cod); 95.9 FM (Portland/Lewiston, ME); 93.5 FM (Keene, NH) and Patriots.com.**

WEEI Sports Radio broadcasts Patriots Monday each week, offering fans unique insight and analysis from Bill Belichick and Patriots players. WEEI will broadcast Patriots Monday each Monday, kicking off with The Greg Hill Morning Show at 6 a.m., followed by Andy Gresh and Rich Keefe at 10 a.m. and Lou Merloni, Christian Fauria from 2 to 6 p.m.



## **PATRIOTS FRIDAY presented by Toyota**

**Fridays during the season on WEEI Sports Radio 93.7 FM (Boston); 103.7 FM (Providence); 1440 AM (Worcester); 105.5 FM (Springfield); 96.3 FM (Cape Cod); 95.9 FM (Portland/Lewiston, ME); 93.5 FM (Keene, NH) and Patriots.com.**

WEEI broadcasts Patriots Friday each week, offering fans a look ahead at the weekend's game, match ups and rivalries. Various Patriots players will be featured on air. WEEI will broadcast Patriots Fridays each week throughout the season.



## **PATRIOTS.COM AND THE OFFICIAL PATRIOTS APP**

The team's official website and app are the most comprehensive sources of Patriots content on the planet. News, video, photos and audio are updated 365 days a year by the Kraft Sports & Entertainment Content team.

### **NEWS**

Patriots.com features daily updates and exclusive content offering everything from breaking news to player features and the popular "Unfiltered Q&A" postings.

### **VIDEO**

The Patriots offer video ready for any device with a screen. Live video includes every Bill Belichick and player press conference, the Dunkin' Pregame Show and the Postgame Show along with other events such as special episodes of Patriots All Access and the Patriots Hall of Fame induction ceremony. On demand video ranges from daily news updates, special features, player interviews, game highlights and Patriots Cheerleaders. Video offerings also include exclusive content such as postgame locker room celebrations and "Belichick Breakdown" where Coach gives his unique insight into opponents and plays.



### **AUDIO**

Live, original radio shows and on demand podcasts produced from the studios at Gillette Stadium are available on Patriots.com, the Patriots app, iTunes, Spotify and other podcast platforms. The line-up includes "Patriots Unfiltered," the team's flagship show featuring the content producers from Patriots.com and "Patriots Playbook" with John Rooke. Also, "Pats from the Past" has Patriots Hall of Fame Executive Director Bryan Morry and Matt Smith, the Patriots Executive Producer, sitting down for extended conversations with former Patriots. Morry and Smith's combined 40 years of experience with the team makes for great interviews with fan favorites over the decades.

Additional audio content includes video conferences and conference calls, player interviews, Training Camp-cast, Patriots Prospect Reports and special live NFL Draft shows. Patriots audio... anytime, anywhere. Check Patriots.com for in-season and offseason schedules.

### **PHOTOS**

The Patriots in-house photographers produce the largest selection of Patriots game action and behind-the-scenes photos in the world. Hundreds of player and cheerleader galleries will keep you clicking!

### **PATRIOTS SOCIAL MEDIA**

The Patriots social media channels bring the fans closer to the team with unmatched behind-the-scenes access. From press releases and roster transactions to action photos and exclusive videos, the Patriots social media accounts are a must follow for all Patriots fans. The Patriots are active on multiple platforms, providing on-field statistics and milestones, off-the-field lifestyle content as well as information, news and updates. Follow the team's official accounts: Facebook (NewEnglandPatriots), Twitter (@patriots), Instagram (@patriots), Snapchat ('patriots'), YouTube (patriots), TikTok (@patriots) and Pinterest (patriots).

**EXTRA  
POINTS**

## 2021 PATRIOTS CHEERLEADERS

The New England Patriots Cheerleaders and Pat Patriot Mascot look forward to another successful year in 2021, developing relationships with fans and aspiring young cheerleaders throughout New England. While the Patriots Cheerleaders have become accustomed to entertaining thousands of Patriots fans from the sidelines, the squad also works closely with the Patriots Foundation, supporting the efforts of charitable organizations throughout New England, using their celebrity status to make a difference in the community. Dana-Farber Cancer Institute, T.A.P.S., Cradles to Crayons and Read Between the Lines are a few of the Patriots Cheerleaders' favorite organizations to partner with. In addition to their philanthropic efforts, the squad also makes public appearances for local businesses and corporations, spreading cheer to fans at a variety of events throughout New England and across the country. Those events include parades, trade shows and grand openings to name a few.

The New England Patriots Cheerleaders proudly maintain a well-established Junior Cheerleader program, where youth ages 7-17 attend a clinic with the squad and make community appearances with the Patriots Cheerleaders throughout the season in connection with the squad's community relations efforts. For more information on the Junior Patriots Cheerleaders program, please visit [www.patriots.com/cheerleaders/junior-cheerleaders](http://www.patriots.com/cheerleaders/junior-cheerleaders).

A virtual spring audition process drew more than 300 applicants to compete for the opportunity to join the 2021 co-ed cheerleading team. The squad is populated with a range of students and professionals, including a school teacher, ER nurse, pediatric dentist and speech pathologist. Squad members come from across New England and the U.S. including New York, Maryland and California as well as one cheerleader from Brazil. This year's squad will continue to serve as Patriots ambassadors throughout New England. For more information on the Patriots Cheerleaders or Pat Patriot Mascot, email [cheerleaders@patriots.com](mailto:cheerleaders@patriots.com) or visit [www.patriots.com/cheerleaders](http://www.patriots.com/cheerleaders).

# Patriots CHEERLEADERS



### 2021 PATRIOTS CHEERLEADERS

**Cheerleading Manager**  
Jennifer Sullivan

**Performance Coordinator**  
Alexandria Walker

**Pat Patriot Mascot**  
Adam Visbaras  
Scott Smith

**Line Captain**  
Lauren Daniska  
Alexis Melvin  
Julia Rossi  
Victoria Stavropoulos

**Veterans**  
Laura Aramini  
Driss Dallahi  
Daescia DeMoranville  
Morgan Dzicek  
Kayla Jensen  
Victoria McAleer  
Kaitlyn Morris  
Brianna Munoz  
Dana Richardson  
Steven Sonntag  
Emily Yeo

**Rookies**  
Sarah Barrett  
Ally Butler  
Andrea Courtemanche  
Tiana Dyson  
Ariana Faubert  
Eliza Kanner  
Caroline Karwoski  
Britt Klocko  
Megan Leahy  
Mackenzie Pena  
Alexa Pillsbury  
Lara Rouillard  
Caroline Shadduck  
Molly Simmons  
Cassidy Smith  
Abby Sullivan  
Kenya Welch  
Parker West

EXTRA  
POINTS

# 2021 STAFF DIRECTORY

## Ownership/Board of Directors

Robert K. Kraft, Chairman and CEO  
Jonathan A. Kraft, President  
Daniel Kraft  
Josh Kraft

## Coaching

Bill Belichick, Head Coach  
Cam Achord, Special Teams Coordinator  
Brian Belichick, Safeties  
Steve Belichick, Outside Linebackers  
Carmen Bricillo, Offensive Line  
Troy Brown, Wide Receivers, Kick Returners  
Moses Cabrera, Head Strength and Conditioning  
Nick Caley, Tight Ends, Fullbacks  
DeMarcus Covington, Defensive Line  
Ross Douglas, NFL Coaching Fellowship/Defense  
Ivan Fears, Running Backs  
Bo Hardegree, Quality Control/Quarterbacks  
Joe Houston, Special Teams Assistant  
Tyler Hughes, Offensive Assistant  
Mick Lombardi, Wide Receivers  
Deron Mayo, Strength and Conditioning Assistant  
Jerod Mayo, Inside Linebackers  
Josh McDaniels, Offensive Coordinator/Quarterbacks  
Mike Pellegrino, Cornerbacks  
Cole Popovich, Offensive Line  
Evan Rothstein, Research and Analysis/Coaching  
Vinnie Sunseri, Running Backs  
Billy Yates, Assistant Offensive Line  
Matt Patricia, Senior Football Advisor

## Player Personnel

Dave Ziegler, Director of Player Personnel  
Mike Aronian, Software Engineer  
Alex Brooks, Area Scout  
Chris Caminiti, Area Scout  
Steve Cargile, Pro Scouting Director  
D.J. Debick, Area Scout  
Matt Evans, Area Scout  
Sam Fioroni, Pro Scout  
Matt Groh, College Scouting Director  
Jordon Hein, Pro Scout  
Justin Hickman, College Scout  
Josh Hinch, Pro Scout  
A.J. Howard, College Scout  
Tucker Ingraham, National Scout  
Nancy Meier, Director of Scouting Administration  
Richard Miller, Director of Research  
Marshall Olum, Pro Scout  
Taylor Redd, Area Scout  
Brian Smith, Personnel Coordinator  
Mitch Sterner, Pro and College Scouting Assistant  
Camren Williams, National Scout  
Brandon Yeargan, National Scout  
Eliot Wolf, Scouting Consultant

## Football Operations

Berj Najarian, Director of Football/Head Coach Administration  
Richie Armand, Player Operations & Engagement Assistant  
Bobby Brown, Associate Director of Football Administration  
Dan Famosi, IT Specialist  
Joe Kim, Director of Skill Development  
Chris Mattes, Director of Player Operations  
Daryl Nelson, Director of Organizational Development

## Equipment

Preston Rogers, Head Equipment Manager  
Randy Castillo, Equipment Assistant  
Cory Goldstein, Equipment Assistant  
Josh Michels, Equipment Assistant  
Ben Schenone, Assistant Equipment Manager  
Jailton Silva, Equipment Assistant  
Scott Weeden, Equipment Assistant

## Player Performance and Athletic Training

Jim Whalen, Head Athletic Trainer  
Michael Akinbola, Assistant Athletic Trainer/Physical Therapist  
Johann Bilsborough, Director of Performance & Rehabilitation  
Samantha Couture, Assistant Dietitian  
Brian Dolan, Physical Therapist/Athletic Trainer  
Chris Dolan, Physical Therapist  
Matt Fuller, Physician Assistant/Performance Assistant  
Ted Harper, Team Sports Dietitian  
Cross Klemko, Assistant Athletic Trainer  
Jared Lewis, Physical Therapist  
Emidio Pacecca, Performance and Rehabilitation

## Medical

Mark Price, Medical Director/Head Team Physician  
Bertram Zarins, Team Physician Emeritus  
Paul Cusick, Head Internal Medicine Physician  
Jonathan Jenkins, Team Clinician  
Pete Asnis, Orthopedic Physician  
Scott Martin, Orthopedic Physician  
Bobby Nascimento, Orthopedic Physician  
Li Tso, Internal Medicine Physician

## Video

Jimmy Dee, Video Director  
Teddy Cioper, Video Assistant  
Fernando Neto, Assistant Video Director  
Jared Rita, Video Assistant

## Administration

Tracy Fiore, Executive Assistant to the President  
Robyn Glaser, Senior Vice President, Business Affairs, The Kraft Group; NFL Compliance Officer  
Kim Healey, Executive Assistant  
Al Labelle, Chief of Staff to the Chairman and CEO  
Margaret Murphy-Keefe, Executive Assistant to the President

## Broadcast Production

Matt Smith, Senior Executive Producer

## Corporate and Community Affairs

Josh Kraft, President of Kraft Family Philanthropy  
Andre Tippet, Executive Director of Community Affairs  
Donna Spigarolo, Director of Community Relations

## Gillette Stadium Operations

Jim Nolan, Chief Operating Officer  
Jason Stone, Vice President of Stadium & Site Operations

## Finance

Jim Wilson, Vice President of Finance

## Food and Beverage

David Wheeler, Vice President of Food and Beverage

## Human Resources

Robin Boudreau, Senior Vice President of Human Resources for the Kraft Group

## Information Technology

Michael Israel, Chief Information Technology Officer

## Legal

Jim Cobery, Chief Legal Officer

## Media Relations

Stacey James, Vice President of Communications  
Aaron Salkin, Director of Communications  
Stephanie Burnham, Communications Coordinator  
Michael Jurovaty, Corporate Communications Director

## Social Media

Cecily Faenza, Director of Content Strategy  
Lauren Spencer, Social Media Manager

## Patriots Cheerleaders

Jennifer Sullivan, Manager of Cheerleading

## Patriots Football Weekly and Patriots.com

Fred Kirsch, Publisher and Vice President of Content

## Retail Operations

James Scollins, Senior Director of Retail Operations

## Sales and Marketing

Jennifer Ferron, Chief Marketing Officer  
Murray Kohl, Vice President of Corporate Sponsorship Sales  
David Pearlstein, Vice President of Corporate Relationships  
Ali Towle, Vice President of Customer Marketing and Brand

## Team Ops

Bill Christiansen, Vice President of Security

## The Patriots Hall of Fame presented by Raytheon Technologies

Bryan Morry, Executive Director of the Patriots Hall of Fame presented by Raytheon Technologies

## Ticket Operations

Sarah Bravo, Director of Ticket Office  
Bryan Flaherty, Director of Patriots Ticketing



Robert Kraft established the New England Patriots Foundation in 1994 as a way to give back to the communities the Patriots call home. The mission of the foundation is to aid individuals and families that are often marginalized in today's society. Through the implementation of year-round programming and support of philanthropic agencies, the foundation is building stronger communities throughout New England.

With the incredible support of Patriots fans around the globe, the Patriots Foundation has grown tremendously, helping to meet the needs of the region's most vulnerable populations. Over the years, the foundation has provided support to thousands of local nonprofits with initiatives that provide family healthcare, fight homelessness and hunger, support military and veterans, teach the importance of nutrition and exercise and encourage education and mentoring.

While the foundation addressed a number of different causes, there is one common theme to their efforts – addressing the most pressing needs of their New England communities. In 2020, as COVID-19 spread across the world, the Kraft family and the foundation knew they had a responsibility to step up, support healthcare facilities and provide resources to thousands of struggling families.

The Patriots organization partnered with Massachusetts Governor Charlie Baker to transport more than 1.8 million respirator masks for healthcare workers in Massachusetts, New York and Rhode Island. Gillette Stadium evolved from a

sports and entertainment venue to an essential destination for blood drives, COVID-19 testing, nutritious meals, and in January, it became the first mass COVID-19 vaccination site in the northeast. More than 610,000 doses have been administered at 1 Patriot Place and Massachusetts ranks among the best in the nation in terms of percentage of residents who are vaccinated. All in all, the Kraft family and the Patriots Foundation have provided more than \$20 million in support to their New England communities during the pandemic.

In addition to their pandemic relief efforts, the Kraft family and Kraft Sports + Entertainment has engaged in meaningful conversations with their coaches, players, staff and community leaders about systemic racism and the societal inequities plaguing families of color. The organization has been listening, learning and doing their part to work towards a brighter future. Through the Players Social Justice Fund and the Kraft Family/Players Collaborative Fund, they have invested more than \$1.5 million in New England communities, addressing various needs, including civic engagement, the digital divide, voter education, youth empowerment and interrupting cycles of violence.

To learn more about the Kraft family and Patriots Foundation's efforts and to access the 2020 community report or visit [www.patriots.com/community](http://www.patriots.com/community). If you have any questions, please contact us at 508-543-8200 or [charitableevents@patriots.com](mailto:charitableevents@patriots.com).





While the focus of Kraft Sports + Entertainment has always been to bring people together and provide great entertainment, in March 2020, the focus shifted to being “TOGETHER *while* APART.” This unique initiative provided essential resources to New England families and outlined a variety of ways that New Englanders could join the organization in giving back. In doing so, the Patriots Foundation shifted its overarching vision into immediate action and support, meeting urgent community needs, especially for those most marginalized, in a time of crisis.

**\$20,000,000+** Through financial and in-kind donations, the Kraft family and the Patriots Foundation provided more than \$20 million in COVID-relief and support to the New England region.

**1,800,000+** The Kraft family helped provide and transport more than 1.8 million respirator masks from China to assist healthcare workers in Massachusetts, Rhode Island and New York battling the coronavirus.

**6,500,000+** The Kraft family, Patriots and Revolution partnered with the USA Veterans and Military Support Foundation to distribute more than 6.5 million meals to military families in ten different states.

**45,000,000+** More than 45 million pounds of fresh produce and frozen food items were donated to New England-area food pantries, homeless shelters and families in need.

**\$500,000+** The Kraft family, Patriots Foundation and Patriots players donated more than \$500,000 to support educational needs for students during the pandemic.

**610,000+** More than 610,000 doses of the COVID-19 vaccine were administered at Gillette Stadium, the first mass vaccination site in the northeast.

**55+** More than 55 blood drives were hosted at Gillette Stadium throughout the pandemic.



EXTRA  
POINTS





In addition to their involvement in foundation initiatives, Patriots coaches and players continuously went above and beyond to give back to those in need in 2020. In the midst of the pandemic, coaches and players quickly jumped into action to address some of the most pressing issues. From supporting families in their hometowns to providing donations to New England communities, coaches and players were able to make a positive impact in under-served communities across the country. This support included:

**\$84,000+** worth of grocery gift cards provided to front-line workers and families in need.

**\$200,000+** in educational needs provided to under-served communities.

**\$10,000+** worth of Empowerment coats donated to those experiencing homelessness.

**6,000+** Thanksgiving meals provided to families across the country.

**\$180,000+** in holiday shopping gift cards donated to under-served families during the holidays.

**24,000+** books, toys and other gifts were donated to families during the holidays.



EXTRA  
POINTS

# DO YOUR PART



The Kraft family and the Patriots organization believe that social justice reflects a society where all individuals have equal footing and unchallenged access to opportunities throughout their lives – irrespective of their ethnic origin, gender, gender identity, race, religion or zip code. We are committed to providing individuals in New England and around the world with equal access to opportunities for success, well-being and personal growth, while also addressing societal issues that are impacting marginalized and under-resourced communities by building bridges and creating a sense of community through philanthropic investments. We strongly believe that by continuing to listen and educate ourselves, together we can all create a world of equity, work to end systemic racism and create meaningful change in our communities.

## Kraft Family/Patriots Collaborative Fund

In June of 2020, the Kraft family established the Kraft Family/Patriots Players Collaborative Fund, committing \$1 million to local, grassroots social justice organizations. They pledged to contribute \$100,000 per month for 10 months. Chosen in collaboration with Patriots players, the selected organizations are committed to fighting for equity, working to end systemic racism and creating meaningful change in our New England communities. The organizations led meetings with players, executive staff and senior management across the Kraft Group family of businesses. Through these discussions, the nonprofits are teaching others about their work and clients, thus increasing awareness of the issues they address in our communities. The recipients included Amos House, Becoming A Man, Boston Uncornered, Build A Life That Works, Fathers' Uplift, Greater Boston Legal Services, Hack. Diversity, the Louis D. Brown Peace Institute, Tech Goes Home and YW Boston.



EXTRA  
POINTS



## Players Social Justice Fund

For the third consecutive season, the Patriots Players Social Justice Fund provided support for organizations focused on social justice and racial equality, including in the areas of education, economic development, police relations and criminal justice. The fund is renewed every year and matched by the Kraft family – up to \$250,000. Thanks to the generous support of players, coaches, scouts and staff members, this year's fund amounted to \$516,200.

The Fund's Steering Committee, which this year included 12 offensive, defensive and special teams players. Five nonprofits – the Black Economic Council of Massachusetts, Lovin' Spoonfuls, the New Commonwealth Fund, Posse Foundation and Rosie's Place – each received an \$85,000 donation. Three other organizations – the ACLU of Massachusetts, the Elisha Project and MBK617 – were each presented with grants of \$25,000. The remaining \$16,200 was retained as a cash fund for emergency needs, like rent and utilities relief for local families.

## Foundation to Combat Antisemitism

In July of 2019, Robert Kraft launched the Foundation to Combat Anti-Semitism, an organization dedicated to catalyzing dynamic new solutions to stop the age-old hatred advanced by those who seek the elimination of Judaism, the Jewish people and the modern movement to destroy the world's only Jewish State. The foundation focuses on positively impacting attitudes of young people around the world, leveraging social media to deliver educational campaigns and spur action by people of all backgrounds.



In August of 2020, the foundation announced a new initiative – Together Beat Hate [tbh] – that encourages young people of all backgrounds to join the fight against all forms of hatred. The foundation believes the only effective, systematic way to overcome hatred, prejudice and bias is to build bridges between

people and communities through direct engagement and compassionate, impactful education. [tbh] creates campaigns that galvanize reflection, conversation and action among young people of all backgrounds in the fight against antisemitism, racism and other forms of hatred. The foundation also empowers individuals and community organizations by identifying creative thinkers and communal partnerships that aim to build bridges in the fight against antisemitism and hatred.

# **PATRIOTS** **FOUNDATION** CELEBRATE VOLUNTEERISM

In 2011, the foundation established the Celebrate Volunteerism initiative as a way to share examples of dedicated volunteers, build awareness of the need for volunteering, identify and educate others about volunteer opportunities and inspire New Englanders to follow the Kraft family's example of becoming lifelong volunteers.

## Myra Kraft Community MVP Awards

For the past 24 years, the Kraft family and the Patriots Foundation have been celebrating New England area volunteers with a special award. The program was initially known as the "Community Quarterback



Awards," but in 2011, they were renamed in honor of Myra Kraft, celebrating her lifelong commitment to volunteering. Applications open each spring and the honorees are recognized during a special luncheon at Gillette Stadium. Since its inception, the program has recognized more than 375 volunteers and provided more than \$3.5 million in grants to local nonprofit organizations.

## Patriots Difference Maker of the Week Award

Each week during the NFL season, a volunteer is celebrated for going above and beyond to give back to their local community with the Patriots Difference Maker of the Week Award. The honorees are celebrated in weekly press releases and are invited to a special year-end celebration at Gillette Stadium. Since the awards inception, the Kraft family and the Patriots Foundation have recognized more than 150 volunteers and donated more than \$700,000 in support of their nonprofit organizations.



## Ron Burton Community Service Award



The Ron Burton Community Service Award is named in honor of the late Ron Burton, the first player drafted by the team in the inaugural year of 1960 and a community leader whose widespread charitable work was a model for how a Patriots player can make an impact off the field. This award is presented annually to one Patriots player that goes above and beyond to give back to the community. David Andrews was celebrated as the 18th recipient of the award during the 2020 Patriots Premiere.

EXTRA  
POINTS



## CELEBRATE VOLUNTEERISM

As coronavirus spread across the world, the Kraft family knew they had a responsibility to support frontline workers and healthcare facilities. The Kraft family and the Patriots Foundation were determined to ease the burden on the healthcare system and ensure that all doctors, nurses and first responders had the proper equipment. From transporting protective face masks, to hosting blood drives at Gillette Stadium, to providing meals to hospital staff, the Patriots organization remained steadfast in their commitment to the healthcare industry.

### Gillette Stadium Becomes First Mass Vaccination Site in Northeast



In January 2021, Gillette Stadium became the first mass vaccination site in the northeast. Robert Kraft and Massachusetts Governor Charlie Baker made the announcement and encouraged all residents of the commonwealth to get the COVID-19 vaccine. Over the next five months, more than 610,000 doses were administered at 1 Patriot Place.

### Patriots Plane Delivers Personal Protective Equipment

A couple of weeks into the stay at home orders, the Kraft family helped transport more than 1.8 million respirator masks to assist those working on the front lines against the spread of the coronavirus. They provided the Patriots team plane to travel to China in early April 2020 to pick up 1.2 million masks that Massachusetts Governor Charlie Baker had acquired. Robert Kraft had 300,000 of those masks delivered to New York City, the epicenter for the pandemic at the time. The Kraft family coordinated the shipment of an additional 500,000 respirator masks from China the following week. Separately, Robert Kraft purchased and donated 100,000 masks to Columbia Presbyterian Hospital in New York City.



### Healthcare Heroes Travel to the Super Bowl

Ten months after sending the team plane to China to secure and retrieve desperately needed PPE for healthcare workers, the Kraft family was once again moved by a desire to support the front-line heroes who worked tirelessly throughout the pandemic. On Sunday, Feb. 7, the Patriots plane, was filled with a patriotic 76 vaccinated healthcare workers representing all six New England states. As guests of the Kraft family, these healthcare “superheroes” received an all-expenses paid trip to Super Bowl LV in Tampa, Fla., including round-trip travel on the Patriots team plane.



EXTRA  
POINTS





## CELEBRATE VOLUNTEERISM

The Kraft family and the New England Patriots have a longstanding commitment to supporting active duty military, veterans and their families. As part of the year-round Salute to Service initiative, the Kraft family and Patriots Foundation are committed to celebrating those who dedicate their lives to protecting our freedoms. In response to the COVID-19 pandemic, the Kraft family and the Patriots partnered with the USA Veterans and Military Support Foundation to provide food, coats, masks and other essential items to families. The Patriots Foundation also hosted virtual events to honor those who served and provided support to military families.

### Food4Vets

The Patriots and Revolution teamed with the USA Veterans and Military Support Foundation (USA4Vets) to provide “vital food packages” to veterans, military families and veteran service organizations during



the stay at home orders. These packages contained non-perishable foods and nutritionist-developed recipes to provide two people with three meals a day for 14 days. Each week, hundreds of military families picked up the vital food packages at several locations across the state, including Gillette Stadium. To help meet the growing demand for meals, a food packing center was set up at the Foxborough terminals, one block from the stadium. Thanks to the generosity of Patriots team sponsors and supporters, more than 6.5 million meals were delivered to families in ten different states.

### Coats4Vets

The Patriots and Revolution teamed with USA4Vets to support their Coats4Vets initiative. The goal of this program was to ensure that veterans in need, as well as those living on the streets, received a warm coat and other essential items to help them through the winter months. In support of this Coats4Vets event, the Kraft family donated 350,000 face masks to be distributed to those in need throughout Massachusetts. In December 2020, police officers from each of the 351 cities and towns across Massachusetts were invited to Gillette Stadium to pick up supplies for their respective communities. Officers received buckets filled with coats, hand sanitizer and snacks to deliver to areas with large homeless populations.



### Memorial Day Tribute



Each year during Memorial Day weekend, the Kraft family and Patriots celebrate all of the brave men and women who lost their lives while defending our country. In May 2021, a flag garden was planted at Patriot Place honoring more than 2,000 fallen soldiers from the Foxborough area. Robert Kraft and Josh Kraft participated in a wreath laying ceremony to commemorate the fallen. The flag garden was open to the public and on display throughout Memorial Day weekend.

EXTRA  
POINTS

# **PATRIOTS** **FOUNDATION** CELEBRATE VOLUNTEERISM

The Kraft family and the Patriots Foundation would not be able to support as many children, individuals and families in need without the generous contributions from our fans. Throughout the year, sponsors, premium seating clients, season ticket members and avid Patriots fans across the globe support fundraising events and initiatives for the Patriots Foundation. To learn more, visit [www.patriots.com/community](http://www.patriots.com/community).

## Boston Marathon



For more than a decade, the Patriots Foundation has been an official charity team of the Boston Marathon. In addition to training, the runners raise funds to support the foundation's Myra Kraft Community MVP Awards program. The 2021 Patriots Boston Marathon team will have runners participating in the in-person and virtual races in early October.

## License Plates

Fans in Massachusetts and Rhode Island have the opportunity to purchase a Patriots license plate, celebrating the team's six Super Bowl championships. Fans in New Hampshire can also purchase Patriots decal stickers for their New Hampshire decal plates. All proceeds from this charitable program will support nonprofits in their respective states.



## My Cause My Cleats



NFL players, coaches and football staff reveal their passions beyond the game and wear their hearts on their feet through My Cause My Cleats. Each December, players, coaches and staff have the opportunity to pick a cause that is important to them and represent their chosen organization on custom designed cleats. After wearing the customized footwear, the cleats and shoes available for auction to help raise funds for the selected charities.

## Patriots Premiere

The Patriots Premiere is the largest annual fundraising event for the Patriots Foundation. It is a red-carpet gala hosted on the field of Gillette Stadium for the team's biggest supporters to kick off the start of a new season. The event features special appearances by the Kraft family, Patriots coaches, players and cheerleaders.



## Patriots Platelet Pedalers



The Patriots Platelet Pedalers ride the Pan Mass Challenge each year, with the funds earmarked for Dr. Ken Anderson, the Kraft Family Professor of Medicine at Harvard Medical School and Dana-Farber Cancer Institute, to support his multiple myeloma research and development of novel therapies.



# BIG IDEAS CHANGE THE GAME

Learn about active management for ETF investing  
[putnam.com/etf](https://putnam.com/etf)

# PATRIOTS



LOOK  
GOOD.

GAME  
GOOD.

Patriots players know that when they look their best, they show up their best — both on and off the field. Start every morning like a pro.

Because when you look good, you game good.

**Gillette**  
PROGLIDE

